

Empowerment Of Fishermen Household Saptagon Accessibilities To Solve Their Poverty

*Sahri Muhammad, Irfan Islamy, and Eko Ganis Sukoharsono
Fishery Faculty Brawijaya University, Malang
Administrative Science Faculty Brawijaya University, Malang
Economics Faculty Brawijaya University, Malang*

Abstract

Accepted on August, 15 2007, Approved on January, 10 2008

The objectives of the study are: (1) to analyze fisherman household responses through the empowerment of saptagon accessibilities, (2) to choose a policy that can be used for developing the prosperity of poor fishermen household and the management of the sustainability fishery resources. The research uses a survey method and PRA (Poverty Rapid Appraisal), primary data are collected from fishermen household respondents using Participatory Poverty Assessment (PPA) and Sustainable Livelihood Approach (SLA). Quantitative and qualitative data are analyzed using descriptive and inferential statistics. The results of the research show: (1) the condition of fishermen human resources quality are (a) orderly, the highest rank is the quality of Master (*Juragan*) human resources, then Traders (*Pedagang*) and the lowest rank is the member of ship crews (*ABK*), (b) the skill and occupation of the fishermen's wives are an important factor that affect to the increasing income of the poor fishermen household, (c) the quality of human resources closely related to the improvement of all aspects in fishermen household saptagon accessibilities for increasing their prosperity. (2) The strengthening saptagon accessibilities' policies are: (a) be influential towards the repair of income and prosperity of fishermen household, (b) be implemented through training for the ship crews of fishermen household about: (i) vocational skill on ship engineering for fishermen, (ii) the alternative livelihood for fishermen's wives, (iii) supporting of participatory budgeting within the implementation of PEMDA's budgeting. (3) The strengthening saptagon accessibilities' policies are conducted by way of: (a) Social accessibility through reinforcing of Mutual Business Community, (b) human resources accessibility through in-land vocational skill for the housewives in the activity of land alternative livelihood, (c) the environmental friendly technology accessibility through reinforcing of fishermen's vocational skill for fishing activity, (d) financial accessibility locally through reinforcing the finance institution of coastal area society, (e) nature resources accessibility through licensing affirmation and cooperation in management of fishery resources, (f) marketing accessibility through reinforcing of Mutual Business Community (KUB) within partnership

Vol. 18, No. 1 August 2010

© Centre for Indonesian Accounting and Management Research
Postgraduate Program, Brawijaya University

business for affirmation of local economy, and (g) political accessibility through reinforcing participatory budgeting skill which is interconnected in implementation of strengthening community development through regional government (*PEMDA*) budgeting.

Keywords: saptagon accessibilities, fishermen household empowerment, poverty.

Introduction

According to Muhammad et.al (2006) approach of coastal area's development to reduce the poverty is held through: (1). Improving the quality of fishermen human resources, upgrading the technology in the usage of fish resources and quality of haul with the support of training and assistance for helping the alternative of non-sea activity livelihood by empowerment of saptagon accessibilities. (2) Improvement of empowerment accessibilities, participation, supervision and institutional asserting comprehensively and local characteristic are implemented in strengthening the accessibilities of budget, human resources, and marketing.

The capacity improvement of human resources within poverty citizen requires the progress of four facts social- economic accessibilities, those are: (1). Natural resources, (2). Environmental friendly technology, (3). Market, and (4). Funding sources (Sumodiningrat, 1998). Furthermore, the improvement in three others accessibilities are needed also, those are: (1) mutual business community, (2) communication, information, and education, and (3) budgeting of coastal area society development (Muhammad, et al, 2006). Thereby, empowerment of fishermen in solving the poverty needs seven accessibilities improvement (saptagon accessibilities) are shown at picture 1 in appendix. The empowerment model of septagon accessibilities is the implementation of pentagon asset's model (life asset) of fishermen household that is shown in picture 1. Thus, the study of poverty recovery has multi- dimensional and multi-rank comprehensively characteristic (Mukherjee, Hardjono and Carriere, World Bank, 2002).

As for the problems in this research are: (a) how do the respond and impact of accessibilities improvement and participation of fishermen household through empowerment of saptagon accessibilities toward fishermen household's income and economic poverty, (b) what kinds of policies that can be chosen by the government to be used in the effort of strengthening fishermen accessibility to solve their poverty.


Based on the object and the problems of the research, therefore, the purposes that want to be accomplished in the study of empowerment poor fishermen are: (1) to analyze fisherman household responses in the

empowerment of saptagon accessibilities for overcoming their poverty, (2) to analyze the policies option of institutional reinforce of saptagon accessibilities and empowerment implementation for human resources quality and fishermen household prosperity's improvement.

Research Methods

Conceptual Frame (kerangka konseptual). Mubyarto, et.al. (1984) said that human central development (human centered development) is: "a firm and sustainable progress in life condition contains factor of independence, prosperity, safety, and autonomy for the whole society". These factors of life cover the components: (1) physical life quality, (2) livelihood, (3) freedom to choose, (4) independency and, (5) social politic.

By the presence of varieties human components life, hence human development not only concerns with one certain factor but also represents the effect of operating all factors simultanly. Human position in people centered chart is presented in picture 1.



Picture 1. Human position in village development chart (Mubyarto, Sutrisno, and Dove, 1984)

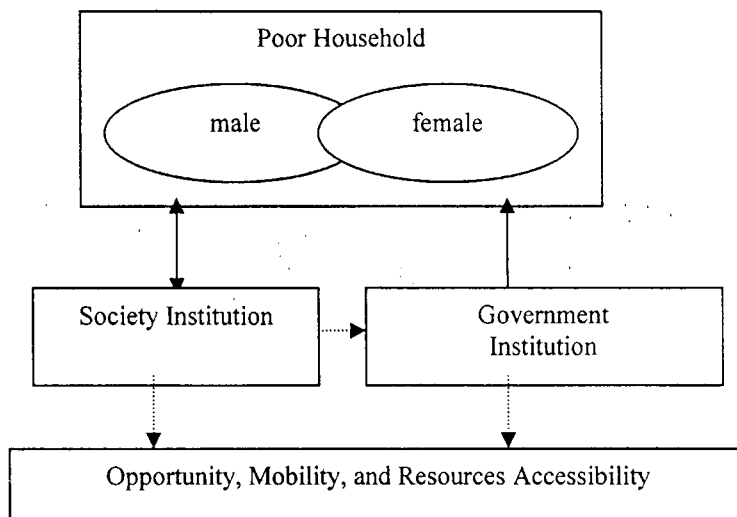
Institution holds an important role in empowerment of poor society. The institution consists of various formal and informal relationships which can improve social productivity. The form of its organization simply divided into two groups, those are: (a) government institution and (b) society institution. The types of institutions are presented on table 1.

Table 1. Types of institution in society (Narayan et al., 2000)

Government Institution	Society Institution
Macro:	Macro:
Central Government	Social mass organization
Region	Religion / Ethnic Association

Jurisdiction	Business Association
Micro:	Micro:
Local/ village government	Community based organization
Local policemen	Neighborhood, RT/RW
Health house	Familiarity networking
Field counselor	Traditional Leader, local social mass organization, holly places

Society institution is an institution that does not affiliate with the government. It moves in the area between household and government. In human centered development approach uses a basic of poor society's point of view. The relationship of institution and household access toward the opportunity above is presented in picture 2.



Picture 2. Institutional and accessibility toward the opportunity (Narayan, et al., 2000, p.12)

- = one way relationship
- ↔ = two ways relationship
- ⋯→ = weak relationship

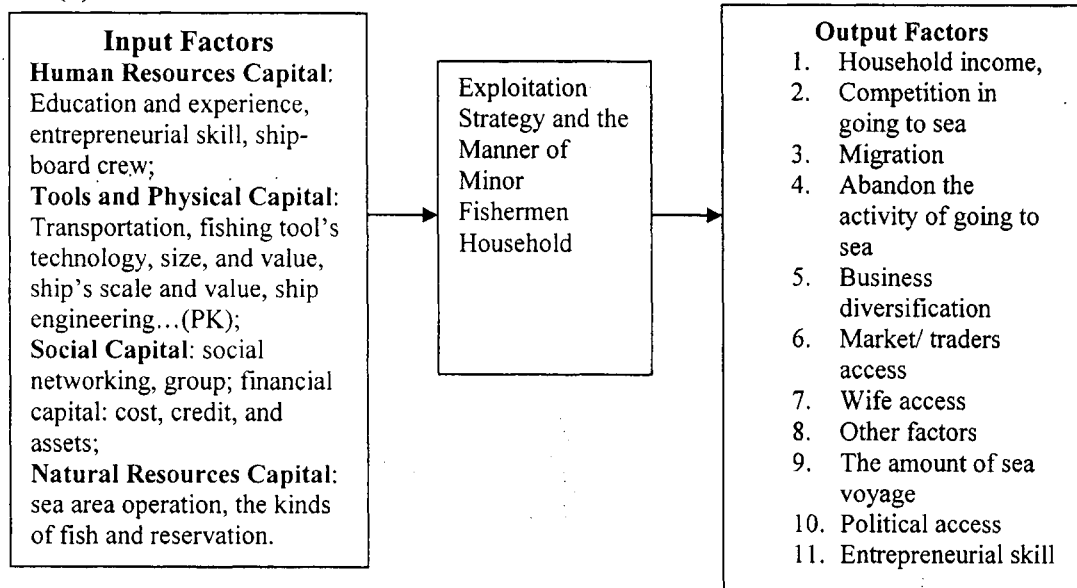
Research areas are: (1) north part of East Java, in Weru village, Lamongan covers Nusantara territory water and open area bordering with Java Ocean between Tuban- north of Sumenep regency, (2) part of Madura Strait in Lekok village covers close area/ the strait from south Sumenep, Pasuruan and Situbondo, (3) Muncar, Bali Strait, industrial fishery area, and (4) South part of

East Java in Prigi village, Trenggalek covers Pacitan Regency until south Banyuwangi, covers Ocean fishery area, ZEE.

Analysis data. The kinds of assets identification, accessibility, and income rank of fishermen household refer to World Bank's opinion (Mukherjee, et al.,2002) as shown in appendix 1, picture 1.1

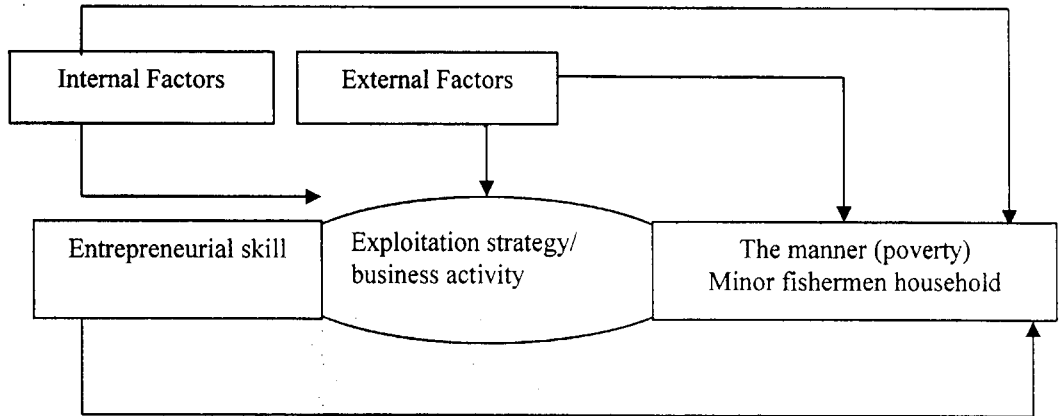
- (1) The kinds of assets (input) (a) human capital: skill, science, and capability in doing the variety of works, (b) physical capital: includes transportation infrastructure, water supply, energy and equipment production, (c) social capital: covers social resources for the example, social networking, the role of wife and children, position among the members of the group, institutional community, supporting of local wisdom practice; (d) financial capital: includes accessible of funding resources; and (e) natural resources capital: the fishery resources and coastal area's reserve. (2) The result (income). The strengthening of saptagon accessibilities cooperate with pentagon assets in the form of: (a) income rising; (b) prosperity increase; (c) susceptibility and poverty reduction; and (d) continuity in the usage of local fishery resources. (3) Identification of minor fishermen accessibility. The influential factors of the fishermen's poverty is differed to input and output factors. The scheme of correlation between input and output factors can be seen in picture 3

(2)



Picture 3. Input- output factors that remain the manner of minor fishermen household

Input- output factors presented in picture 3, can be simplify divided into three groups, those are: (a) internal factors, (b) external factors, and (c) entrepreneurial skill. Especially for entrepreneurial skill is measured from the basis of fishermen household attitude in: (1) independency, (2) innovation, (3) risk intake, (4) taking the initiative, and (5) competing actively in taking the market/ traders' advantage. Variable of the research is measured by using quantitative and qualitative approaches. The pattern of cause and effect relationship that will be examined is shown in picture 4. Primary and secondary data are analyzed descriptively.



Picture 4. The pattern of environmental changing's cause and effect relation towards minor fishermen household.

Finding And Discussion

Human Development Index. Human development index (IPM) is used to measure performance of human development in a certain area, such as country or province. IPM is composite index counted from the average of: (1) life prospects indicator, (2) education indicator (not illiterate and the average of study's period) and, (3) worthy life standard indicator. As for IPM's components are: (1) health measured by living prospect rate, (2) knowledge measured by non-illiteracy rate and graduation average, (3) standard of worthy life measured by real consumptions average.

Based on the counting result, indicators of human developments are: the components of health, education and income derived from life prospect index (IHH), education index (IP) and parity purchase power index (IPDB). IPM's score of fishermen in Pesisir Weru village, Paciran subdistrict, Lamongan region, the highest rank is the ship owner 50.00 next is trader 44.12 and the lowest is fishermen worker 37.35. Based on the value of education index, health index, parity purchase power index, and human development index, hence can be inferred as the following: 1). the average of health rate indicated that the

percentage of life prospect point is 65,42 years old. 2). Low Fishermen Education level is mostly junior high school graduate and 20% of others are illiterate. 3). the level of coastal area society's purchase power is extremely deficient. The ship owner is 2. 89; trader 0. 44; and the lowest are fishermen worker 0. 24.

Table 2. IPM's value of ship owner, trader and fishermen workers 2007

IPM's indicators	Ship owner's IPM	Trader's IPM	Fishermen workers' IPM
1. education index:	76.70	66.50	56.40
a. education			
b. experience			
c. skill			
2. life prospect index:	70.42	65.42	55.42
a. occupation			
b. ownership of fishing tool			
c. health			
3. parity purchase power:	2.89	0.44	0.24
a. the number of family			
IPM's Score	50.00	44.12	37.35

Spearman correlation analysis is conducted in order to discover the relation between quality of human resources and fishermen income.

The result indicates fishermen income has a strong relationship with fishermen skill. The housewives activity also has a strong relationship with fishermen household income with coefficient correlation in the amount of 0.632 with the signification value 0.037 which is less than 0.05.

The Relations of Saptagon Accessibilities and Fishermen Income. The kinds of institution that can be accessed by fishermen household consist of (a) PSBK is fishermen household's institution for accessing human resource, (b) training institution of non governmental organization for accessing KIE in the increasing of human resources' quality, (c) LKMP for accessing of capital resources.(d) non-governmental organization (LSM) BDS for accessing physical facilities. (e) KUB for accessing the reinforcing of social community asset, (f) KPEL for accessing the institution of fish product marketing and, (g) KKPPK for accessing the budgeting policy and coastal area development's implementation. The seventh of institution accesses are the former of coastal society's accessibilities. The integrity of the seven accessibilities started from the highest mark is : KUB (0.683), KAPEL (0.593), LKMP (0. 523), PSBK (0.322), KIE (0.203), KKPPK (0.159), and LSM (0.137).

The indicators' factor of KUB access or social access has the biggest score compare to the former accessibility indicator that is 0.683. It is shown that

KUB's strengthening can be used as business institution to produce income source reinforcement from sea activity which is the fishermen household's main income.

The next indicator represents the fishermen accessibility's former is market access (KPEL) with the score 0.593. It suggests that marketing is the influential part of a business to strengthen the fishermen household's income source.

Mosher (1973) said that to increasing the farming productivity and farmer accessibility, when farmer's business progresses more and more, therefore it is more dependent to the outside sources. Especially fish trade that is rotten easily, market needs can not be separated from fishermen because a major part of fish production is sold in the market and just a little one consumed by the fishermen household or fish farmer.

The other indicator which includes as accessibility's former is financial access of coastal society (LKMP) which has a lower score that is 0.523. PSBK (resource management based on community) has 0.322 in score, then accessibility former indicator KIE (communication, information, and education) has score 0.203; KKPPK is fishermen access to politics and implementation of policy which has 0.159. The indicator with the lowest contribution is non governmental organization. It is an institution to access physical things that support fishermen activities, the score is 0.137.

The Empowerment of Saptagon Accessibility's Policy. Developing accessibility for fishermen is not easy. It relates to theirs complex characteristics. According to Kusnadi (2006) the problems of reinforcement accessibility in coastal society cover: (1) limits of fishermen human resource, (2) the limitation of capital business ability and fish catching technology, (3) the cooperation between master (juragan) and fishermen worker in fish catching organization considered to give disadvantages to fishermen worker, (4) the difficulties in doing business fish catching diversification, (5) high addiction in sea-activity, (6) extravagant life style, not future oriented.

The analysis result of the correlation of pentagon asset and saptagon accessibilities is the strengthening strategy and empowerment of society in coastal- area to overcome the poverty needs improvement in access approaches, those are: 1). social access directed to strengthen market and capital accesses, 2). Information and education accesses instructed to support the quality of human resources, fishery resources managements based community, region government (PEMDA) budgeting development program, and access to physical infrastructure.

Structural problem faced by the fishermen is added with cultural problem as unproductive and inefficiency of lifestyle. People centered approach is meant to reduce the various of structural weakness as well as cultural one considering that people centered approach has many advantages presented in table 3.

Table 3. Empowering of fishermen using people centered program (Tjokrowinoto, 2002, p. 222)

Characteristics	Empowering (people centered)	Creating the dependence (karikatif)
Initiative	In rural	In metropolis
design program process	Problem solving	Formal plan, statically, dominated by experts
Technology	Original- scientific- local wisdom	Rational- scientific
Main source	Citizen and local source	Fund and centre technician
Mistake	Acceptable	Be neglected and forgotten
Supporting organization	Bottom guidance	Top guidance
Organic Development	Step by step	Fast, mechanism
Personal guidance	Continually, based on field experiences	Pre- function, formal education, didactical
Organized by evaluation team	Interdisciplinary team by themselves, process oriented	External Technical specialist, impact oriented
Leadership	Strong, continuity	Limited, positional
Social analysis	Defining the problem and program improvement	Plan confirming and evaluation requirement
Management focus	Continuity of system and institution	Project expiry

The policy of KEI accessibility through empowering of participatory vocational ship engineering training. Substantial of fishermen training at present has less pay attention in vocational skill. According to stockholders suggestions from the result of training observation, hence the subject of ship engineering training is based on vocational skill delivered in table 4.

Training activity with vocational skill is held with the development of cognitive, psychomotor, and affective improvement design. Learning model is the whole who involved in subject training development donate their capability to fulfill trainees' needs.

No	Basic competency	Cognitive and motoric's skill
1	Repair the damage of petrol and diesel fuel system	<ol style="list-style-type: none"> 1. fuel flows system 2. the perfection of petrol fuel machine 3. principal of petrol mix motor 4. the various of carburetor 5. carburetor cleaning

		<ol style="list-style-type: none"> 6. carburetor checking 7. float installation 8. accelerator pump installation 9. 'cuk' hand system installation 10. overhaul and carburetor 11. 'idlet' spin installation 12. overhaul carburetor 13. fixing motor problem 14. motor diesel 15. diesel fuel system
2	Repair the problem of led cylinder system	<ol style="list-style-type: none"> 1. cylinder led repair 2. reinstall the led cylinder 3. reinstall the block cylinder 4. the block cylinder checking
3	Repair the damage of lubrication system	<ol style="list-style-type: none"> 1. introduction 2. 2T motor's oil pump 3. 4T motor's lubrication system 4. 4T motor's oil pump 5. oil strainer 6. additional tools 7. oil motor 8. lubrication system practice 9. checking the 2T motor lubrication 10. oil and strainer replacement 11. oil pump removing and assembling

The policy of political access within PEMDA participatory budgeting empowerment. The budgeting of development program is the important instrument of government's economic policy. Budgeting reflects government priority in social and economy policy. Budgeting is also the translation result of many policies, political commitment, and work priority of government in the form of to where money is spent and from where it is gotten.

The importance of society involvement in government implementation actually has been mentioned since act no 32 and 33 of 2004 has declared. The primary mission of the act is not only extending the bigger authority to region government but also, the most important one, society's autonomy to determine the best policy related to their lives. Society role also has been mentioned in government rule no 68, 1999 about the way of performing society role in nation management. Section 2 of this rule stated that society role is held in the form of: (a) Rights of searching, gaining, and giving information about management nation. (b) Rights of obtaining the equal and fair service from government officer. (c) Rights of delivering opinion and suggestion in responsible way toward the government policy. (d) Rights of getting law protection in: 1) performing the rights mentioned in a,b, and c; 2) asked to attend in investigation

process and in the court as a witness, reporter, or specialist witness, in accordance with the rule of law (section 2).

The involvement of a group of fishermen society in the process of arrangement and ascertainment of budgeting crucially encourage also the creation of transparent, democratic, and participative budgeting system. Participatory Budgeting (PB) Program is directed to remedy budgeting program regional government. In the east java, especially in research area of Trenggalek regency, performance of participative budgeting is shown in *Musrenbang* forum.

The participants of PB Program and government have to cooperate to spread out creative solution of increasing the number of resources that properly can be gained and managed. The practice of *Musrenbang* (as manifestation of PB's principal) is held in five rounds. Each of rounds shows hierarchy level of its organizer area. As whole, *Musrenbang*'s practice consists of five rounds.

In the PB's performance there are some of parts which involved intensely, these are: local government, citizens, voluntary association, non governmental organization (LSM), fishermen community and business community. From the result of the research in the problem of implementation fishermen household access towards budgeting program still has barriers, as follow: (a) fishermen's knowledge level is low, (b) fishermen's time availability due to their time is spent to work in the sea , (c) fishermen do not use PB's chance optimally to increase the development of castal area society.

By the barriers of fishermen's involvement in the implementation of participative budgeting, then fishermen household access to PEMDA policy is still low.

Conclusion And Suggestion

CONCLUSION. From the result of the research it can be concluded as follow: 1) human resources quality of fishermen is still low, the highest rank of human resources quality is master (juragan), then the trader, and the lowest is fishermen workers. The list of the rank is based on education, health, skill, income, and the fishermen housewives' occupation. 2) The skill and occupation of housewives is a decisive factor towards the income level of poor fishermen household. Thus the empowerment of fishermen household prosperity improvement is done through housewife's endeavoring with the increasing of non- sea skill. 3) the relations of fishermen pentagon assets and saptagon accessibilities are: modal human resources have a relation with all indicators formed by saptagon accessibilities. It means saptagon accessibilities' strengthening depends on human resources quality of fishermen household. Fishermen saptagon accessibilities affects in reinforcing of pentagon assets of fishermen household, which later influences in strengthening of fishermen prosperity. Saptagon accessibilities give influential ranking from the top of the list to the bottom orderly are: social access KUB (0.683), KPEL (0.593), LKMP

Vol. 18, No. 1 August 2010

© Centre for Indonesian Accounting and Management Research
Postgraduate Program, Brawijaya University

(0.523), PSBK (0.322), KIE (0.203), KKPPK (0.159), and LSM (0.137). 4) in the effort of poverty solving, hence the strengthening empowerment of ABK (ship crew) is focused on endeavoring of environmentally friendly technology access via learning of shipping engineering with the basis of sea vocational skill. 5) Improvement of political access/ policy is focused on strengthening the implementation of coastal society's involvement in participatory budgeting of regional government (PEMDA) program.

SUGGESTION. 1) The policy of empowerment of minor fishermen accessibility in solving the poverty and increasing the prosperity the first and main step is human resources quality improvement by way of skill training , especially vocational skill and reinforcement of implementation PEMDA's policy in participatory budgeting program. 2) the next research, is suggested to be focused more on compiling of technical guidance in the strengthen of fishermen household saptagon accessibilities which can be used by the fishermen/ coastal area society, LSM, and the government to implement the saptagon accessibilities strengthening in the field operationally. 3) the strategy of empowerment of solving fishermen poverty through accessibility reinforcement as a part of pentagon assets strengthening, those are: a) human resources accessibility is directed to social access strengthen (KUB), market access (KPEL), financial access (LKMP). b) Communication, information, and education accessibility (KIE) is focused to support access in lifestyle increasing, nature resources management based on community, politic policy management of PEMDA and physical infrastructure in fish landing centre.

Knowledgment

Our gratitude is expressed to High Education General Directorate, Director of research assistance and Public Service for the support in the form of research funding Grant of third year Post-Graduate Program. We also address our gratefulness to 7 fishery undergraduate students, 5 post graduate and 3 doctoral students PPSUB for the participant, support, and graduate through HIBAHPASCA III research program. The gratitude to all the fishermen, especially the Head of *CoFish* Project, Department of Fisheries of Banyuwangi who are willing to be a respondent and are providing information of the *CoFish* assistance result in 2000 – 2005 for the sake of this research. Hopefully this research can be much of help to richen the information for the policy makers of fisheries development, especially in East Java province.

References

- Betke, F. 1989. The Fishermen of Lekok, Traditional Technology and Socio-Economic Transition in Two Fishing village of East Java, Indonesia. Summary of Research Findings. Department of Sosiology, University of Bielefeld, Bielefeld.
- Dahuri, r. et. Al. 1998. "Penyesenan Konsep Pengelolaan Sumberdaya Pesisir dan Lautan yang Berakar dari Masyarakat" Cooperation between Ditjen Bangda with the center of coastal and sea resource comprehension, IPB. Thesis.
- Dayal, Rekha, Christine van Wijk and Nilanjana Mukherjee. 2000. Methodology for Participatory Assessments (MPA). International Water and Sanitation Centre. IRC Program.
- Dinas Perikanan Propinsi Jawa Timur. 1980-2000. Statistik Perikanan Jawa Timur Tahun 1980 – 2000. Dinas Perikanan Propinsi Jawa Timur, Surabaya.
- Fellizar, Fransisco F. 1994. Achieving Sustainable Development Through Community-Based Resource Management (CBRM) AFSSRN-Sponsored Seminar-workshop on Community-Based Management of Costal Resources, 7-8 Dec 1994. Iloilo City.
- Friedman, John. 1992. Empowerment. The Politics of Alternative Development. Blackwell Publishers. Cambridge MA & Oxford UK.
- Kikuchi, Masao. 1987. Delema Ekonomi Desa. Suatu pendekatan ekonomi terhadap Perubahan Kelembagaan di Asia. Yayasan Obor Indonesia, Jakarta.
- Kusnadi, 2002. Konflik Sosial Nelayan: "Kemiskinan Dan Perebutan Sumber Daya Perikanan". LkiS, Yogyakarta.
- Kusnadi, 2003. Akar Kemiskinan Nelayan. LkiS, Yogyakarta.
- Lembaran Negara RI Tahun 1999 No. 60. 1999. Undang-Undang Republik Indonesia No. 22 Tahun 1999 Tentang Pemerintahan Daerah, Jakarta.
- Lembaran Negara RI Tahun 2000 No. 54. 2000. Peraturan Pemerintah Republik Indonesia No. 25 Tahun 2000 tentang Kewenangan Pemerintah dan Kewenangan Propinsi sebagai Daerah Otonom, Jakarta.
- Mosher, A.T., 1974. Menciptakan Struktur Pedesaan Progresif. CV. Yasaguna, Jakarta.
- Mosher, A.T., 1983. Menggerakkan dan Membangun Pertanian (Syarat-Syarat Pokok Pembangunan Modernisasi). CV. Yasaguna, Jakarta.
- Mubyarto, Loekman Sutrisno and Dove. 1983. Nelayan dan Kemiskinan. Studi Ekonomi Antropologi di Dua Desa. Yayasan Agro Ekonomika – CV. Rajawali, Jakarta.
- Muhammad, Sahri dan E. Susilo. 1998. East Java Fishermen's Attitudes Towards New Fishing Technologies in Roch, J. (editor). Proceedings of Socio-Economics, Innovation and Management of the Java Sea Pelagic Fisheries. Seminar SOSEKIMA 4-7 December 1995,

- Bandungan. European Union – Central Research Institute for Fisheries (CRIFI) – French Scientific Research Institute for Development through Cooperation (ORSTOM), Jakarta.
- Muhammad, Sahri. 2002. *Ekonomi Rumahtangga Nelayan dan Pemanfaatan Sumberdaya Perikanan Jawa Timur: Suatu Analisis Simulasi Kebijakan*. Program Pascasarjana, IPB, Bogor (Desertasi).
- Mukherjee, Nilanjana, Joan Hardjono and Elizabeth Carriere. 2002. *People, Poverty and Livelihoods. Link for Sustainable Poverty Reduction in Indonesia*. The World Bank and Department for International Development (DFID), UK.
- Narayan, Deepa, at al. 2000. *Voices of The Poor. Can anyone Hear Us?*. Oxford University Press For Word Bank, Washington.
- Singh, I., L. Squire and J. Strauss. 1986. *Agricultural Household Models: Extensions, Applications and Policy*. The John Hopkins University Press, Baltimore.
- Smith, I. R. 1987. *Peningkatan Pendapatan Perikanan pada Sumberdaya yang Sudah Lebih Tangkap*. (Bahasa Indonesia) dalam Marahudin dan Smith (editors). *Ekonomi Perikanan*. Yayasan Obor-Gramedia, Jakarta.
- Sumodiningrat, Gunawan. 1998. *Membangun Perekonomian Rakyat*. Pustaka Pelajar-IDEA, Yogyakarta.
- Tjokrowinoto, Moeljarto. 1996. *Pembangunan. Delema dan Tantangan*. PustakaPelajar, Yogyakarta.
- Wahyono, Ari, at al. 2001. *Pemberdayaan Masyarakat Nelayan*. Penerbit Media Pressindo Kerjasama dengan Yayasan Adikarya – Ford Foundation.