



Katalog BPS : 5504002

# Statistik Karet Indonesia

## *Indonesian Rubber Statistics*

# 2008



**BADAN PUSAT STATISTIK**

## KATA PENGANTAR

Publikasi Statistik Karet Indonesia 2008 ini merupakan seri publikasi tahunan BPS. Data yang disajikan adalah luas areal dan produksi karet menurut provinsi dan kategori perusahaan serta data ekspor dan impor yang dirinci menurut negara tujuan dan negara asal. Sumber data yang digunakan adalah hasil Survei Perusahaan Perkebunan Bulanan dan tahunan, data hasil kompilasi dokumen ekspor dan impor dari Direktorat Jenderal Bea Cukai, data sekunder Direktorat Jenderal Perkebunan, serta Publikasi *Association of Natural Rubber Producing Countries* (ANRPC).

Diharapkan publikasi ini dapat bermanfaat bagi para pengambil kebijakan instansi pemerintah dan swasta, peneliti, mahasiswa, serta pengguna data lainnya.

Kami sampaikan penghargaan kepada semua pihak yang telah membantu dalam persiapan publikasi ini. Kritik dan saran dari pengguna data sangat diharapkan guna perbaikan publikasi ini dimasa yang akan datang.

Jakarta, Nopember 2009

Kepala Badan Pusat Statistik



Rusman Heriawan

## **PREFACE**

*The publication of Indonesian Rubber Statistics 2008 is a yearly publication of BPS-Statistics Indonesia. It presents area and production data of rubber by province and business category and also export/import data by country of destination and origin. The data are obtained from monthly and yearly Estate Crops Survey and also compiled from export/import document from Directorate General of Custom, secondary data from Directorate General of Estate Crops, and also Association of Natural Rubber Producing Countries (ANRPC) Publication.*

*Hopefully this publication will be a useful resource for any purpose in the government and private institution, researcher, students, and other users.*

*I would like to express my high appreciation and gratitude. Comments and suggestions to improve this publication are always welcome.*

*Jakarta, November 2009*  
**BPS-STATISTICS INDONESIA**



**RUSMAN HERIAWAN**  
**CHIEF STATISTICIAN**

**DAFTAR ISI**  
**CONTENTS**

|   | Halaman/ <i>Page</i> |
|---|----------------------|
| KATA PENGANTAR / <i>PREFACE</i> .....                           | i                    |
| DAFTAR ISI / <i>CONTENTS</i> .....                              | iii                  |
| DAFTAR TABEL / <i>LIST OF TABLES</i> .....                      | iv                   |
| DAFTAR GAMBAR / <i>LIST OF FIGURES</i> .....                    | xi                   |
| <br>  |                      |
| I. PENDAHULUAN / <i>INTRODUCTION</i>                            |                      |
| 1.1 Latar Belakang / <i>Background</i> .....                    | xiii                 |
| 1.2 Ruang Lingkup / <i>Coverage</i> .....                       | xiv                  |
| 1.3 Metodologi / <i>Methodology</i> .....                       | xiv                  |
| 1.4 Konsep dan Definisi / <i>Concepts and Definitions</i> ..... | xv                   |
| <br>  |                      |
| II. ULASAN RINGKAS / <i>BRIEF REVIEW</i>                        |                      |
| 2.1 Perkembangan Luas Areal Perkebunan Karet / .....            | xvii                 |
| <i>Trend of Rubber Plantation Area</i>                          |                      |
| 2.2 Perkembangan Produksi Karet / .....                         | xix                  |
| <i>Trend of Rubber Production</i>                               |                      |
| 2.3 Perkembangan Ekspor Karet / .....                           | xxi                  |
| <i>Trend of Rubber Exports</i>                                  |                      |
| 2.4 Perkembangan Impor Karet / .....                            | xxviii               |
| <i>Trend of Rubber Imports</i>                                  |                      |

**DAFTAR TABEL**  
**LIST OF TABLES**

|            |   | Halaman/Page |
|------------|---|--------------|
| Tabel A    | Perkembangan Luas Areal Perkebunan Karet Indonesia (Ha), .....<br>2006-2008*<br><i>Trend of Rubber Plantation Area (Ha), 2006-2008*</i>   | xvii         |
| Tabel B    | Perkembangan Produksi Karet Indonesia (Ton), .....<br>2006-2008*<br><i>Trend of Rubber Production (Ton), 2006-2008*</i>   | xix          |
| Tabel C.1  | Perkembangan Ekspor Karet Indonesia (Ton), .....<br>2006-2008<br><i>Trend of Rubber Exports (Ton), 2006-2008</i>  | xxii         |
| Tabel C.2a | Ekspor Karet Alam menurut Negara Tujuan, .....<br>2008<br><i>Exports of Natural Rubber by Country of Destination, 2008</i>  | xxv          |
| Tabel C.2b | Ekspor Karet Sintetis menurut Negara Tujuan, .....<br>2008<br><i>Exports of Synthetic Rubber by Country of Destination, 2008</i>  | xxvii        |
| Tabel D.1  | Perkembangan Impor Karet, 2006-2008, .....<br><i>Trend of Rubber Imports, 2006-2008</i>   | xxix         |
| Tabel D.2a | Impor Karet Alam menurut Negara Asal, .....<br>2008<br><i>Imports of Natural Rubber by Country of Origin, 2008</i>  | xxxii        |
| Tabel D.2b | Impor Karet Sintetis menurut Negara Asal, .....<br>2008<br><i>Imports of Synthetic Rubber by Country of Origin, 2008</i>  | xxxiv        |
| Tabel 1    | Luas Areal dan Produksi Karet Indonesia .....<br>menurut Status Pengusahaan, 2006 – 2008*<br><i>Rubber Area and Production by Category of Producers, 2006 – 2008*</i>                                       | 1            |
| Tabel 2    | Luas Areal Perkebunan Karet Indonesia menurut Status .....<br>Pengusahaan dan Keadaan Tanaman, 2006 - 2008*<br><i>Rubber Plantation Area by Category Producers and<br/>Condition of Crops, 2006 – 2008*</i> | 2            |

|           |  |    |
|-----------|--|----|
| Tabel 3.1 | Luas Areal dan Produksi Karet Indonesia menurut Provinsi dan Status Pengusahaan, 2006<br><i>Rubber Area and Production by Province and Category of Producers, 2006</i>                     | 3  |
| Tabel 3.2 | Luas Areal dan Produksi Karet Indonesia menurut Provinsi dan Status Pengusahaan, 2007<br><i>Rubber Area and Production by Province and Category of Producers, 2007</i>                     | 4  |
| Tabel 3.3 | Luas Areal dan Produksi Karet Indonesia menurut Provinsi dan Status Pengusahaan, 2008*<br><i>Rubber Area and Production by Province and Category of Producers, 2008*</i>                   | 5  |
| Tabel 4.1 | Luas Areal dan Produksi Karet Indonesia menurut Provinsi dan Keadaan Tanaman, 2006<br><i>Rubber Area and Production by Province and Condition of Crops, 2006</i>                           | 6  |
| Tabel 4.2 | Luas Areal dan Produksi Karet Indonesia menurut Provinsi dan Keadaan Tanaman, 2007<br><i>Rubber Area and Production by Province and Condition of Crops, 2007</i>                           | 7  |
| Tabel 4.3 | Luas Areal dan Produksi Karet Indonesia menurut Provinsi dan Keadaan Tanaman, 2008*<br><i>Rubber Area and Production by Province and Condition of Crops, 2008*</i>                         | 8  |
| Tabel 5.1 | Luas Areal dan Produksi Karet Perkebunan Rakyat menurut Provinsi dan Keadaan Tanaman, 2006<br><i>Rubber Area and Production of Smallholders by Province and Condition of Crops, 2006</i>   | 9  |
| Tabel 5.2 | Luas Areal dan Produksi Karet Perkebunan Rakyat menurut Provinsi dan Keadaan Tanaman, 2007<br><i>Rubber Area and Production of Smallholders by Province and Condition of Crops, 2007</i>   | 10 |
| Tabel 5.3 | Luas Areal dan Produksi Karet Perkebunan Rakyat menurut Provinsi dan Keadaan Tanaman, 2008*<br><i>Rubber Area and Production of Smallholders by Province and Condition of Crops, 2008*</i> | 11 |

|           |  | Halaman/Page |
|-----------|--|--------------|
| Tabel 6.1 | Luas Areal dan Produksi Karet Perkebunan Besar Negara menurut Provinsi dan Keadaan Tanaman, 2006<br><i>Rubber Area and Production of Government Plantation by Province and Condition of Crops, 2006</i>    | 12           |
| Tabel 6.2 | Luas Areal dan Produksi Karet Perkebunan Besar Negara menurut Provinsi dan Keadaan Tanaman, 2007<br><i>Rubber Area and Production of Government Plantations by Province and Condition of Crops, 2007</i>   | 13           |
| Tabel 6.3 | Luas Areal dan Produksi Karet Perkebunan Besar Negara menurut Provinsi dan Keadaan Tanaman, 2008*<br><i>Rubber Area and Production of Government Plantations by Province and Condition of Crops, 2008*</i> | 14           |
| Tabel 7.1 | Luas Areal dan Produksi Karet Perkebunan Besar Swasta menurut Provinsi dan Keadaan Tanaman, 2006<br><i>Rubber Area and Production of Private Plantations by Province and Condition of Crops, 2006</i>      | 15           |
| Tabel 7.2 | Luas Areal dan Produksi Karet Perkebunan Besar Swasta menurut Provinsi dan Keadaan Tanaman, 2007<br><i>Rubber Area and Production of Private Plantations by Province and Condition of Crops, 2007</i>      | 16           |
| Tabel 7.3 | Luas Areal dan Produksi Karet Perkebunan Besar Swasta menurut Provinsi dan Keadaan Tanaman, 2008*<br><i>Rubber Area and Production of Private Plantations by Province and Condition of Crops, 2008*</i>    | 17           |
| Tabel 8.1 | Produksi Karet Indonesia menurut Provinsi dan Bulan ( Ton ), 2007<br><i>Rubber Production by Province and Month ( Ton ), 2007</i>  | 18           |
| Tabel 8.2 | Produksi Karet Indonesia menurut Provinsi dan Bulan ( Ton ), 2008 *<br><i>Rubber Production by Province and Month ( Ton ), 2008 *</i>  | 20           |
| Tabel 9.1 | Produksi Karet Perkebunan Rakyat menurut Provinsi dan Bulan ( Ton ), 2007<br><i>Rubber Production of Smallholders by Province and Month ( Ton ), 2007</i>  | 22           |

|            |  |    |
|------------|--|----|
| Tabel 9.2  | Produksi Karet Perkebunan Rakyat menurut Provinsi .....<br>dan Bulan ( Ton ), 2008*<br><i>Rubber Production of Smallholders by Province and Month ( Ton ),<br/>2008*</i>                     | 24 |
| Tabel 10.1 | Produksi Karet Perkebunan Besar Negara menurut Provinsi .....<br>dan Bulan ( Ton ), 2007<br><i>Rubber Production of Government Plantations by Province<br/>and Month ( Ton ), 2007</i>       | 26 |
| Tabel 10.2 | Produksi Karet Perkebunan Besar Negara menurut Provinsi .....<br>dan Bulan ( Ton ), 2008*<br><i>Rubber Production of Government Plantations by Province<br/>and Month ( Ton ), 2008*</i>     | 28 |
| Tabel 11.1 | Produksi Karet Perkebunan Besar Swasta menurut Provinsi .....<br>dan Bulan ( Ton ), 2007<br><i>Rubber Production of Private Plantations by Province<br/>and Month ( Ton ), 2007</i>          | 30 |
| Tabel 11.2 | Produksi Karet Perkebunan Besar Swasta menurut Provinsi .....<br>dan Bulan ( Ton ), 2008*<br><i>Rubber Production of Private Plantations by Province<br/>and Month ( Ton ), 2008*</i>        | 32 |
| Tabel 12.1 | Perkembangan Volume Ekspor Karet Alam menurut Jenis .....<br>Komoditi ( Ton ), 2006-2008<br><i>Trend of Volume of Natural Rubber Exports by Type of Commodity<br/>( Ton ), 2006-2008</i>     | 34 |
| Tabel 12.2 | Perkembangan Nilai Ekspor Karet Alam menurut Jenis .....<br>Komoditi (000 US\$), 2006-2008<br><i>Trend of Value of Natural Rubber Exports by Type of Commodity<br/>(000 US\$), 2006-2008</i> | 35 |
| Tabel 13.1 | Volume Ekspor Karet Alam Bulanan menurut Jenis .....<br>Komoditi ( Ton ), 2008<br><i>Monthly Volume of Natural Rubber Exports by Type of Commodity<br/>( Ton ), 2008</i>                     | 36 |
| Tabel 13.2 | Nilai Ekspor Karet Alam Bulanan menurut Jenis .....<br>Komoditi (000 US\$), 2008<br><i>Monthly Value of Natural Rubber Exports by Type of Commodity<br/>(000 US\$),2008</i>                  | 38 |



|            |   |    |
|------------|---|----|
| Tabel 14   | Volume dan Nilai Ekspor Karet Alam menurut Negara Tujuan, 2007 dan 2008<br><i>Volume and Value of Natural Rubber Exports by Country of Destination, 2007 and 2008</i>   | 40 |
| Tabel 14.1 | Volume dan Nilai Ekspor Latek menurut Negara Tujuan, 2007 dan 2008<br><i>Volume and Value of Latex Exports by Country of Destination, 2007 and 2008</i>   | 42 |
| Tabel 14.2 | Volume dan Nilai Ekspor RSS menurut Negara Tujuan, 2007 dan 2008<br><i>Volume and Value of RSS Exports by Country of Destination, 2007 and 2008</i>   | 43 |
| Tabel 14.3 | Volume dan Nilai Ekspor SIR menurut Negara Tujuan, 2007 dan 2008<br><i>Volume and Value of SIR Exports by Country of Destination, 2007 and 2008</i>   | 45 |
| Tabel 14.4 | Volume dan Nilai Ekspor Karet Alam Lainnya menurut Negara Tujuan, 2007 dan 2008<br><i>Volume and Value of Other Natural Rubber Exports by Country of Destination, 2007 and 2008</i>                           | 47 |
| Tabel 15   | Volume dan Nilai Ekspor Karet Alam menurut Jenis Komoditi dan Negara Tujuan 2007 dan 2008<br><i>Volume and Value of Natural Rubber Exports by Type of Commodity and Country of Destination, 2007 and 2008</i> | 48 |
| Tabel 16.1 | Perkembangan Volume Ekspor Karet Sintetis menurut Jenis Komoditi ( Ton ), 2006-2008<br><i>Trend of Volume of Synthetic Rubber Exports by Type of Commodity ( Ton ), 2006-2008</i>                             | 56 |
| Tabel 16.2 | Perkembangan Nilai Ekspor Karet Sintetis menurut Jenis Komoditi (000 US\$), 2006-2008<br><i>Trend of Value of Synthetic Rubber Exports by Type of Commodity (000 US\$), 2006-2008</i>                         | 57 |
| Tabel 17.1 | Volume Ekspor Karet Sintetis Bulanan menurut Jenis Komoditi 2008 ( Ton )<br><i>Monthly Volume of Synthetic Rubber Exports by Type of Commodity ( Ton ), 2008</i>  | 58 |

|            |   |    |
|------------|---|----|
| Tabel 17.2 | Nilai Ekspor Karet Sintetis Bulanan menurut<br>Jenis Komoditi (000 US\$), 2008<br><i>Monthly Value of Synthetic Rubber Exports by Type of<br/>Commodity (000 US\$), 2008</i>  | 60 |
| Tabel 18   | Volume dan Nilai Ekspor Karet Sintetis menurut<br>Negara Tujuan, 2007 dan 2008<br><i>Volume and Value of Synthetic Rubber Exports by Country of<br/>Destination, 2007 and 2008</i>  | 62 |
| Tabel 19   | Volume dan Nilai Ekspor Karet Sintetis menurut<br>Jenis Komoditi dan Negara Tujuan, 2007 dan 2008<br><i>Volume and Value of Synthetic Rubber Exports by Type of<br/>Commodity and Country of Destination, 2007 and 2008</i> | 63 |
| Tabel 20.1 | Perkembangan Volume Impor Karet Alam menurut<br>Jenis Komoditi ( Ton ), 2006-2008<br><i>Trend of Volume of Natural Rubber Imports by Type of<br/>Commodity ( Ton ), 2006-2008</i>   | 68 |
| Tabel 20.2 | Perkembangan Nilai Impor Karet Alam menurut<br>Jenis Komoditi (000 US\$), 2006-2008<br><i>Trend of Value of Natural Rubber Imports by Type of<br/>Commodity (000 US\$), 2006-2008</i>                                       | 69 |
| Tabel 21.1 | Volume Impor Karet Alam Bulanan menurut<br>Jenis Komoditi ( Ton ), 2008<br><i>Monthly Volume of Natural Rubber Imports by Type of<br/>Commodity ( Ton ), 2008</i>   | 70 |
| Tabel 21.2 | Nilai Impor Karet Alam Bulanan menurut<br>Jenis Komoditi (000 US\$), 2008<br><i>Monthly Value of Natural Rubber Imports by Type of<br/>Commodity (000 US\$), 2008</i>   | 72 |
| Tabel 22   | Volume dan Nilai Impor Karet Alam menurut<br>Negara Asal, 2007 dan 2008<br><i>Volume and Value of Natural Rubber Imports by Country of<br/>Origin, 2007 and 2008</i>  | 74 |
| Tabel 22.1 | Volume dan Nilai Impor Latex dan SIR menurut<br>Negara Asal, 2007 dan 2008<br><i>Volume and Value of Latex and SIR Imports by Country of<br/>Origin, 2007 and 2008</i>  | 75 |

|            |  | Halaman/Page |
|------------|--|--------------|
| Tabel 22.2 | Volume dan Nilai Impor RSS dan Karet Alam Lainnya menurut Negara Asal, 2007 dan 2008<br><i>Volume and Value of RSS and Other Natural Rubber Imports by Country of Origin, 2007 and 2008</i>                  | 76           |
| Tabel 23   | Volume dan Nilai Impor Karet Alam menurut Jenis Komoditi dan Negara Asal, 2007 dan 2008<br><i>Volume and Value of Natural Rubber Imports by Type of Commodity and Country of Origin, 2007 and 2008</i>       | 77           |
| Tabel 24.1 | Perkembangan Volume Impor Karet Sintetis menurut Jenis Komoditi ( Ton ), 2006-2008<br><i>Trend of Volume of Synthetic Rubber Imports by Type of Commodity ( Ton ), 2006-2008</i>                             | 82           |
| Tabel 24.2 | Perkembangan Nilai Impor Karet Sintetis menurut Jenis Komoditi (000 US\$), 2006-2008<br><i>Trend of Value of Synthetic Rubber Imports by Type of Commodity (000 US\$), 2006-2008</i>                         | 83           |
| Tabel 25.1 | Volume Impor Karet Sintetis Bulanan menurut Jenis Komoditi ( Ton ), 2008<br><i>Monthly Volume of Synthetic Rubber Imports by Type of Commodity ( Ton ), 2008</i>   | 84           |
| Tabel 25.2 | Nilai Impor Karet Sintetis Bulanan menurut Jenis Komoditi (000 US\$), 2008<br><i>Monthly Value of Synthetic Rubber Imports by Type of Commodity (000 US\$), 2008</i>   | 86           |
| Tabel 26   | Volume dan Nilai Impor Karet Sintetis menurut Negara Asal, 2007 dan 2008<br><i>Volume and Value of Synthetic Rubber Imports by Country of Origin, 2007 and 2008</i>  | 88           |
| Tabel 27   | Volume dan Nilai Impor Karet Sintetis menurut Jenis Komoditi dan Negara Asal, 2007 dan 2008<br><i>Volume and Value of Synthetic Rubber Imports by Type of Commodity and Country of Origin, 2007 and 2008</i> | 89           |
| Tabel 28   | Luas, Produksi dan Ekspor Karet Alam Negara Anggota ANRPC, 2001-2008<br><i>Area, Production and Exports of Natural Rubber in ANRPC Member Countries, 2001-2008</i>   | 100          |

**DAFTAR GAMBAR**  
**LIST OF FIGURES**

Halaman/Page

|             |   |              |
|-------------|---|--------------|
| Gambar A    | Perkembangan Luas Areal Perkebunan Karet Indonesia (Ha),<br>2006-2008*<br><i>Trend of Rubber Plantation Area (Ha),<br/>2006-2008*</i>                                 | ..... xviii  |
| Gambar B    | Perkembangan Produksi Karet Indonesia (Ton),<br>2006-2008*<br><i>Trend of Rubber Production (Ton),<br/>2006-2008*</i>   | ..... xx     |
| Gambar C.1a | Perbandingan Volume Ekspor Karet Alam<br>menurut Jenisnya, 2008<br><i>Comparison of Volume of Natural Rubber Exports by<br/>Type, 2008</i>                            | ..... xxiv   |
| Gambar C.1b | Perbandingan Volume Ekspor Karet Sintetis<br>menurut Jenisnya, 2008<br><i>Comparison of Volume of Synthetic Rubber Exports by<br/>Type, 2008</i>                      | ..... xxv    |
| Gambar C.2a | Persentase Volume Ekspor Karet Alam<br>menurut Negara Tujuan, 2008<br><i>Percentage of Volume of Natural Rubber Exports by<br/>Country of Destination, 2008</i>       | ..... xxvi   |
| Gambar C.2b | Persentase Volume Ekspor Karet Sintetis<br>menurut Negara Tujuan, 2008<br><i>Percentage of Volume of Synthetic Rubber Exports by<br/>Country of Destination, 2008</i> | ..... xxviii |
| Gambar D.1  | Perkembangan Volume dan Nilai Impor Karet,<br>2006-2008<br><i>Trend of Volume and Value of Rubber Imports,<br/>2006-2008</i>  | ..... xxx    |
| Gambar D.2a | Perbandingan Volume Impor Karet Alam<br>menurut Jenisnya, 2008<br><i>Comparison of Volume of Natural Rubber Imports by Type,<br/>2008</i>                             | ..... xxxi   |

|   |       |        |
|---|-------|--------|
| Gambar D.2b Perbandingan Volume Impor Karet Sintetis<br>menurut Jenisnya, 2008<br><i>Comparison of Volume of Synthetic Rubber Imports by<br/>Type, 2008</i>               | ..... | xxxI   |
| Gambar D.3a Persentase Volume Impor Karet Alam<br>menurut Negara Asal, 2008<br><i>Percentage of Volume of Natural Rubber Imports by<br/>Country of Origin, 2008</i>       | ..... | xxxiii |
| Gambar D.3b Persentase Volume Impor Karet Sintetis<br>menurut Negara Asal, 2008<br><i>Percentage of Volume of Synthetic Rubber Imports by<br/>Country of Origin, 2008</i> | ..... | xxxiv  |

<http://www.bps.go.id>

# I. PENDAHULUAN

## I.1 Latar Belakang

Sektor pertanian mempunyai peranan yang cukup penting dalam kegiatan perekonomian di Indonesia, hal ini dapat dilihat dari kontribusinya terhadap Produk Domestik Bruto (PDB) yang cukup besar yaitu sekitar 14,40 persen pada tahun 2008 atau merupakan urutan ketiga setelah sektor Industri Pengolahan dan Perdagangan, Hotel & Restoran. Pada waktu krisis ekonomi, sektor pertanian merupakan sektor yang cukup kuat menghadapi guncangan ekonomi dan ternyata dapat diandalkan dalam pemulihan perekonomian nasional.

Salah satu sub sektor yang cukup besar potensinya adalah sub sektor perkebunan. Meskipun kontribusi sub sektor perkebunan terhadap pembentukan Produk Domestik Bruto belum terlalu besar yaitu sekitar 2,14 persen pada tahun 2008 atau merupakan urutan ketiga di sektor pertanian setelah sub sektor tanaman bahan makanan dan perikanan, akan tetapi sub sektor ini merupakan penyedia bahan baku untuk sektor industri, penyerap tenaga kerja dan penghasil devisa.

Karet merupakan salah satu komoditi hasil perkebunan yang mempunyai peran cukup penting dalam kegiatan perekonomian di Indonesia. Karet juga salah satu komoditi ekspor Indonesia yang cukup penting sebagai penghasil devisa negara di luar minyak dan gas. Sekitar 90 persen produksi karet alam Indonesia diekspor ke manca negara dan hanya sebagian kecil yang dikonsumsi dalam negeri.

Dalam rangka menunjang peningkatan pembangunan perkaretan di Indonesia diperlukan informasi mengenai potensi karet Indonesia, untuk itu disusunlah buku publikasi Statistik Karet Indonesia 2008.

## **I.2 Ruang Lingkup**

Publikasi ini memuat data dan ulasan ringkas tentang perkembangan luas dan produksi karet yang dirinci menurut status pengusahaannya yakni perkebunan rakyat, perkebunan besar negara dan perkebunan besar swasta serta disajikan menurut propinsi. Perkembangan ekspor dan impor karet Indonesia disajikan menurut jenis komoditi (kode *HS-Harmony System*) dan negara tujuan/asal. Selain itu juga disajikan data perkembangan luas areal, produksi dan ekspor karet dari beberapa negara anggota *ANRPC*.

## **I.3 Metodologi**

Data yang disajikan dalam publikasi ini berupa tabel-tabel, gambar/grafik dan ulasan ringkas yang berupa analisis diskriptif dengan melihat pada pertumbuhan, distribusi maupun kontribusi atau persentase.

Sumber data yang dipergunakan dalam penyusunan publikasi ini diperoleh baik dari data primer maupun sekunder. Data primer yaitu data yang dihasilkan dari hasil pengolahan survei-survei yang dilaksanakan oleh Badan Pusat Statistik (BPS) seperti Survei Perusahaan Perkebunan, Survei Ekspor dan Survei Impor. Sedangkan data sekunder yaitu data yang berasal dari sumber lain seperti dari Direktorat Jenderal Perkebunan-Departemen Pertanian dan Publikasi *ANRPC*.

Data luas dan produksi perkebunan besar negara dan swasta diperoleh dari hasil Survei Perusahaan Perkebunan yang dilakukan dengan pencacahan secara lengkap terhadap seluruh Administratur Perkebunan diseluruh Indonesia. Pengumpulan data dilakukan dengan cara *Mailing System* yaitu kuesioner dikirimkan langsung dari BPS ke

Administratur Perkebunan dengan periode bulanan. Sedangkan data luas dan produksi perkebunan rakyat diperoleh dari Direktorat Jenderal Perkebunan, Departemen Pertanian.

Data Ekspor diperoleh dengan cara pengumpulan data berdasarkan dokumen ekspor/Pemberitahuan Ekspor Barang (PEB) dan Pemberitahuan Ekspor Barang Tertentu (PEBT) yang diisi oleh eksportir dan telah diberikan ijin muat oleh Bea dan Cukai dan selanjutnya mengirimkannya ke Badan Pusat Statistik (BPS).

Data Impor diperoleh dengan cara pengumpulan data berdasarkan dokumen impor/Pemberitahuan Impor Barang (PIB) yang diisi oleh importir dan telah diberikan ijin bongkar oleh Bea dan Cukai dan selanjutnya mengirimkan dokumen tersebut ke Badan Pusat Statistik (BPS).

#### **I.4 Konsep Dan Definisi**

**Perusahaan Perkebunan** adalah suatu perusahaan berbentuk badan usaha/badan hukum yang bergerak dalam kegiatan budidaya tanaman perkebunan di atas lahan yang dikuasai, dengan tujuan ekonomi/komersial dan mendapat izin usaha dari instansi yang berwenang dalam pemberian izin usaha perkebunan. Perusahaan perkebunan yang diusahakan oleh pemerintah (BUMN) disebut **Perkebunan Besar Negara (PBN)** dan perusahaan perkebunan yang diusahakan oleh swasta disebut **Perkebunan Besar Swasta (PBS)**.

**Perkebunan Rakyat (PR)** adalah usaha budidaya tanaman perkebunan yang diusahakan oleh rumah tangga dan tidak berbentuk badan usaha/badan hukum.

**Tanaman Belum Menghasilkan (TBM)** adalah tanaman yang sampai pada saat pengamatan belum pernah memberikan hasil, karena masih muda atau tanaman sudah cukup umur tetapi belum dapat menghasilkan karena tidak cocok dengan iklim, ketinggian tempat, kondisi tanah, dan sebagainya.



**Tanaman Menghasilkan (TM)** adalah tanaman yang sebelum saat pengamatan pernah memberikan hasil dan masih akan memberikan hasil, meskipun pada saat pengamatan sedang tidak menghasilkan.

**Tanaman Tidak Menghasilkan/Tua/Rusak (TTM)** adalah tanaman yang sampai dengan saat pengamatan tidak pernah memberikan hasil atau tidak akan memberikan hasil lagi disebabkan tua, rusak atau mandul.

**Produksi** karet yang disajikan pada publikasi ini berupa **produksi olahan** yaitu produksi primer yang telah diolah menjadi suatu bentuk barang jadi atau barang setengah jadi, sehingga nilai ekonomisnya lebih tinggi, dalam hal ini karet kering.

## II. ULASAN RINGKAS

### 2.1 Perkembangan Luas Areal Perkebunan Karet

Perkembangan luas areal perkebunan karet di Indonesia selama tiga tahun terakhir mengalami peningkatan. Pada tahun 2006 lahan perkebunan karet Indonesia tercatat seluas 3,35 juta hektar, kemudian mengalami peningkatan pada tahun 2007 menjadi 3,41 juta hektar atau naik sekitar 2,01 persen. Sedangkan untuk tahun 2008 luas areal perkebunan karet Indonesia terus mengalami peningkatan yaitu sekitar 1,65 persen atau menjadi 3,47 juta hektar. Perkembangan luas areal perkebunan karet dapat dilihat pada Tabel A dibawah ini.

**Tabel A. Perkembangan Luas Areal Perkebunan Karet (Ha), 2006-2008\***

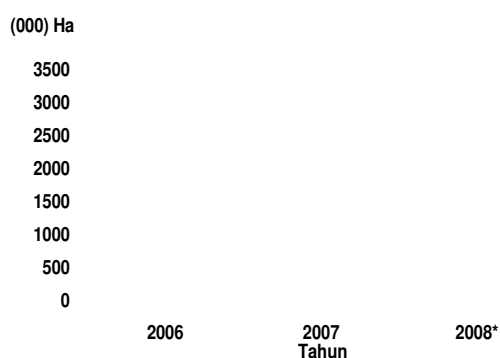
**Table Trend of Rubber Plantations Area (Ha), 2006-2008\***

| Tahun /<br>Year | PR/<br>Smallholders | PBN/<br>Government Plantation | PBS/<br>Private Plantation | Jumlah/<br>Total | Pertumbuhan/<br>Growth (%) |
|-----------------|---------------------|-------------------------------|----------------------------|------------------|----------------------------|
| (1)             | (2)                 | (3)                           | (4)                        | (5)              | (6)                        |
| 2006            | 2 832 982           | 238 003                       | 275 442                    | 3 346 427        | 2,04                       |
| 2007            | 2 899 679           | 238 246                       | 275 792                    | 3 413 717        | 2,01                       |
| 2008*           | 2 943 731           | 245 798                       | 280 431                    | 3 469 960        | 1,65                       |

\*) Angka Sementara

Selama periode tahun 2006 sampai tahun 2008 areal perkebunan karet tersebar di 25 propinsi yakni Propinsi NAD, Sumatera Utara, Sumatera Barat, Riau, Kepulauan Riau, Jambi, Sumatera Selatan, Bangka Belitung, Bengkulu, Lampung, Jawa Barat, Banten, Jawa Tengah, Jawa Timur, Bali, Kalimantan Barat, Kalimantan Tengah, Kalimantan Selatan, Kalimantan Timur, Sulawesi Tengah, Sulawesi Selatan, Sulawesi Barat, Maluku, Papua serta Papua Barat. Dari ke 25 propinsi tersebut, Propinsi Sumatera

Selatan merupakan propinsi dengan areal perkebunan karet yang terluas di Indonesia. Pada tahun 2008 luas areal perkebunan karet yang berada di Propinsi Sumatera Selatan tercatat seluas 657,75 ribu hektar atau merupakan 18,98 persen dari total luas areal perkebunan karet di Indonesia. Sementara itu propinsi lain yang juga memiliki luas areal perkebunan karet yang cukup besar yakni Sumatera Utara (13,74%), Jambi (12,65%), Kalimantan Barat (11,82%) dan Riau (11,64%).



## 2.2 Perkembangan Produksi Karet

Perkembangan produksi karet di Indonesia selama tiga terakhir terus mengalami kenaikan. Pada tahun 2006 produksi karet mencapai 2,64 juta ton dan meningkat 4,47 persen pada tahun 2007 menjadi sebesar 2,76 juta ton. Pada tahun 2008 produksi karet mengalami peningkatan sekitar 6,05 persen atau menjadi 2,92 juta ton. Perkembangan produksi karet Indonesia tahun 2006 sampai 2008 dapat dilihat pada Tabel B berikut ini.

**Tabel B. Perkembangan Produksi Karet (Ton), 2006-2008\***

**Table B. Trend of Rubber Production (Ton), 2006-2008\***

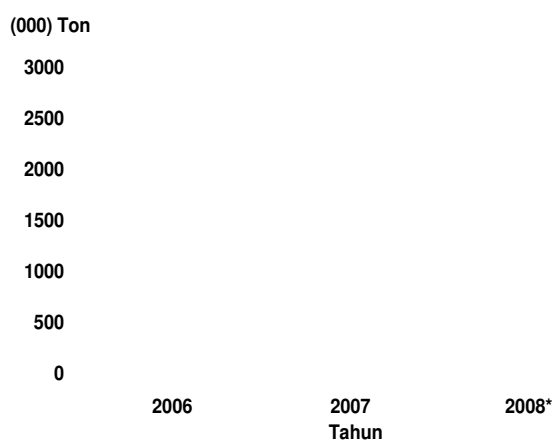
| Tahun /<br>Year | PR/<br>Smallholders | PBN/<br>Government Plantation | PBS/<br>Private Plantation | Jumlah/<br>Total | Pertumbuhan/<br>Growth (%) |
|-----------------|---------------------|-------------------------------|----------------------------|------------------|----------------------------|
| (1)             | (2)                 | (3)                           | (4)                        | (5)              | (6)                        |
| 2006            | 2 082 597           | 265 813                       | 288 821                    | 2 637 231        | 16,13                      |
| 2007            | 2 176 686           | 277 200                       | 301 286                    | 2 755 172        | 4,47                       |
| 2008*           | 2 308 385           | 293 972                       | 319 515                    | 2 921 873        | 6,05                       |

\*) Angka Sementara

Produksi karet yang terbesar berasal dari Propinsi Sumatera Selatan. Pada tahun 2008 produksi karet yang berasal dari Propinsi Sumatera Selatan sebesar 561,15 ribu ton yang berarti sekitar 19,21 persen dari total produksi karet Indonesia. Sementara itu propinsi lainnya yang juga merupakan penghasil karet yang cukup besar yakni Sumatera Utara sebesar 478,90 ribu ton (16,40%), Riau sebesar 384,06 ribu ton (13,15%), Jambi sebesar 332,12 ribu ton (11,37%) dan Kalimantan Barat sebesar 293,49 ribu ton (10,05%).

Persentase luas areal perkebunan karet yang diusahakan oleh perkebunan rakyat mencapai 84,81 persen lebih terhadap total luas areal perkebunan karet Indonesia, sedangkan produksi dari perkebunan rakyat sekitar 78,99 persen dari total produksi karet

Indonesia, hal ini berarti produktivitas dari perkebunan rakyat umumnya lebih rendah dibandingkan dengan produktivitas perkebunan besar baik negara maupun swasta. Perkembangan produksi karet menurut status perusahaan tahun 2006-2008 disajikan pada Gambar B di bawah ini.



### **2.3 Perkembangan Ekspor Karet**

Ekspor karet Indonesia secara umum dibagi dalam dua jenis yaitu karet alam dan karet sintetis, dimana selama periode tahun 2006-2008 produksi karet yang di ekspor sebagian besar dalam bentuk karet alam. Dalam perkembangannya ekspor kedua jenis karet tersebut selama periode tahun 2006-2008 mengalami fluktuasi. Ekspor karet alam tahun 2006-2007 mengalami peningkatan, dimana pada tahun 2006 volume ekspor karet alam Indonesia mencapai 2,29 juta ton dengan nilai ekspor sebesar US\$ 4.322,29 juta dan pada tahun 2007 volume ekspor karet alam mengalami kenaikan sekitar 5,28 persen yakni menjadi 2,41 juta ton dan nilainya mencapai US\$ 4870,51 juta, pada tahun 2008 ekspor karet alam mengalami penurunan sebesar 4,67 persen yakni menjadi 2,30 juta ton dengan nilai mencapai sebesar US\$ 6056,57 juta. Sedangkan perkembangan ekspor karet sintetis mengalami fluktuasi, dimana pada tahun 2006 volume ekspor karet sintetis mencapai 46,35 ribu ton dengan nilai sebesar US\$ 49,52 juta, dan pada tahun 2007 mengalami penurunan sekitar 4,87 persen yakni menjadi 44,09 ribu ton dengan nilai US\$ 56,58 juta. Pada tahun 2008 ekspor karet sintetis mengalami penurunan sebesar 48,68 persen dengan volume sebesar 22,63 ribu ton dan nilai sebesar US\$ 41,29 juta. Perkembangan ekspor karet Indonesia tahun 2006-2008 dapat dilihat pada Tabel C.1 berikut ini. .

**Tabel C.1. Perkembangan Ekspor Karet, 2006-2008**  
**Table C.1. Trend of Rubber Exports, 2006-2008**

| Tahun<br>Year | Karet Alam/<br><i>Natural Rubber</i> |                            | Karet Sintetis/<br><i>Synthetic Rubber</i> |                            | Pertumbuhan Karet<br>Alam/ <i>Natural Rubber</i><br>Growth (%) |                     | Pertumbuhan Karet<br>Sintetis/ <i>Synthetic</i><br><i>Rubber</i> Growth (%) |                     |
|---------------|--------------------------------------|----------------------------|--|----------------------------|--|---------------------|---|---------------------|
|               | Volume                               | Nilai                      | Volume                                     | Nilai                      | Volume   | Nilai               | Volume  | Nilai               |
|               | <i>Volume</i><br>(Ton)               | <i>Value</i><br>(000 US\$) | <i>Volume</i><br>(Ton)                     | <i>Value</i><br>(000 US\$) | <i>Volume</i><br>(%)   | <i>Value</i><br>(%) | <i>Volume</i><br>(%)  | <i>Value</i><br>(%) |
| (1)           | (2)                                  | (3)                        | (4)  | (5)                        | (6)  | (7)                 | (8)   | (9)                 |
| 2006          | 2 287 053                            | 4 322 294                  | 46 346                                     | 49 523                     | 12,96  | 67,27               | 52,20   | 74,42               |
| 2007          | 2 407 849                            | 4 870 514                  | 44 089                                     | 56 584                     | 5,28   | 12,68               | -4,87   | 14,26               |
| 2008          | 2 295 456                            | 6 056 574                  | 22 625                                     | 41 286                     | -4,67  | 24,35               | -48,68  | -27,04              |

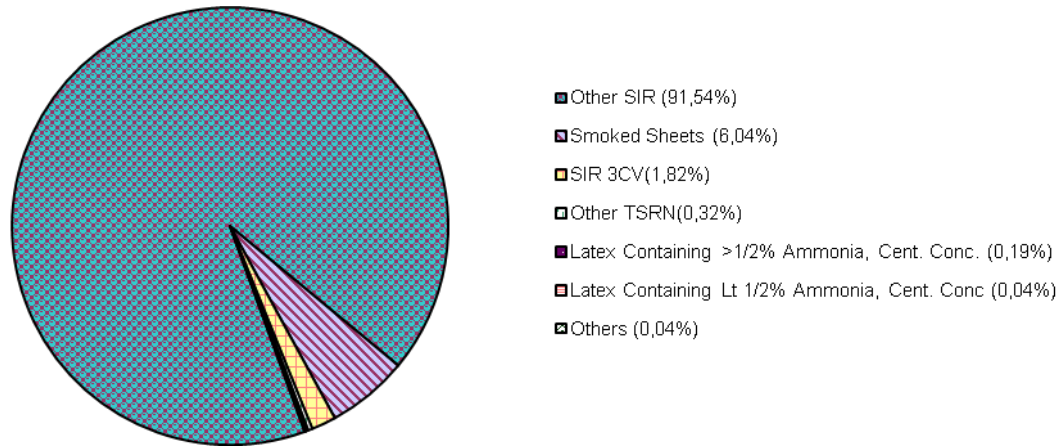
Secara lebih rinci ekspor karet alam Indonesia dikelompokkan menjadi lima belas jenis karet berdasarkan kode HS (*Harmony System*) yaitu :

- Kode HS 400110110 : Latex Containing Lt.1/2% Ammonia Cream Concentrate
- Kode HS 400110120 : Latex Containing Lt.1/2% Ammonia Centrifuge Concentrate
- Kode HS 400110190 : Latex Containing Lt.1/2% Ammonia Other Concentrate
- Kode HS 400110210 : Latex Containing >1/2% Ammonia Cream Concentrate
- Kode HS 400110220 : Latex Containing >1/2% Ammonia Centrifuge Concentrate
- Kode HS 400110290 : Latex Containing >1/2% Ammonia Other Concentrate
- Kode HS 400110900 : Other Natural Rubber Latex
- Kode HS 400121000 : Smoked Sheets
- Kode HS 400122110 : SIR 3CV
- Kode HS 400122150 : SIR 10
- Kode HS 400122160 : SIR 20
- Kode HS 400122190 : Other SIR
- Kode HS 400122900 : Other TSRN
- Kode HS 400129000 : Other Natural Rubber
- Kode HS 400130000 : Balata, Gutta Percha, Guayule, Chicle and Similar Natural Gums

Sedangkan ekspor karet sintetis Indonesia dikelompokkan menjadi enam belas jenis karet berdasarkan kode HS (*Harmony System*) yaitu :

- Kode HS 400211100 : Polybutadiene-Styrene Latex
- Kode HS 400211900 : Other Polybutadiene-Styrene Latex
- Kode HS 400219100 : Polybutadiene-Styrene Rubber (SBR)
- Kode HS 400219900 : Other SBR and XSBR2
- Kode HS 400220000 : Butadiene Rubber (BR)
- Kode HS 400231000 : Isobutene-Isoprene (Butyl) Rubber (IIR)
- Kode HS 400239000 : Other IIR
- Kode HS 400241000 : Latex of CR
- Kode HS 400249000 : Other Form of CR
- Kode HS 400251000 : Latex of NBR
- Kode HS 400259000 : Other Form of NBR
- Kode HS 400260000 : Isoprene Rubber
- Kode HS 400270000 : Ethylene-Propylene-Non-Conjugated Diene Rubber
- Kode HS 400280000 : Mixtures of Natural Rubber
- Kode HS 400291000 : Latex of Synthetic Rubber
- Kode HS 400299000 : Other Form of Synthetic Rubber

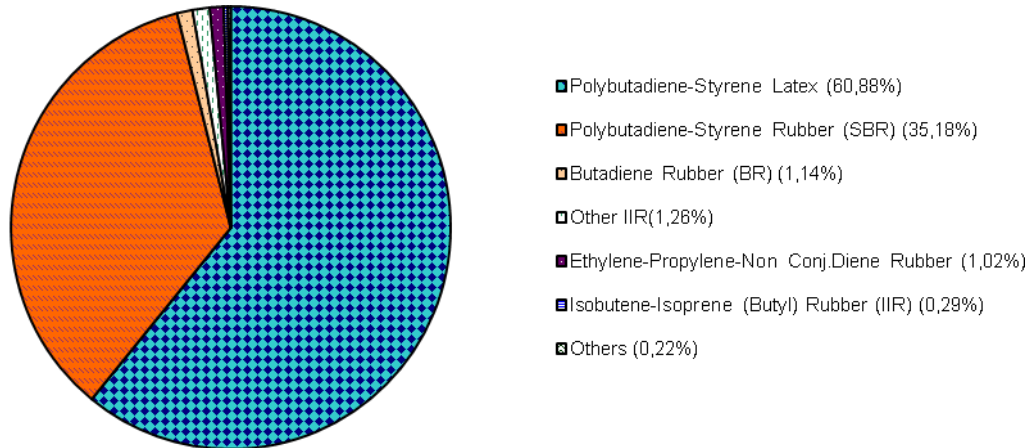




Gambar C.1a. Perbandingan Volume Ekspor Karet Alam menurut Jenisnya, 2008  
 Figure C.1a. Comparison of Volume Natural Rubber Exports by Type, 2008

Dari lima belas jenis produk ekspor karet alam di atas, terdapat tiga jenis karet yang paling besar volume ekspornya yaitu *Other SIR* (HS 400122190) yang volumenya pada tahun 2007 mencapai 2,1 juta ton atau sekitar 91,54 persen dari total volume ekspor karet alam, *Smoked Sheets* (HS 400121000) dengan volume ekspor sebesar 137,76 ribu ton atau sekitar 6,04 persen dan kemudian *SIR 3CV* (HS 400122110) dengan volume 40,92 ribu ton atau sekitar 1,82 persen dari total volume ekspor karet alam.

Sedangkan untuk ekspor karet sintetis dari enam belas jenis produk ekspor terdapat dua jenis produk yang mempunyai volume ekspor terbesar yaitu *Polybutadiene-Styrene Latex* (HS 400211100) dengan volume sebesar 13,78 ribu ton atau 60,88 persen dari total volume ekspor karet sintetis dan kemudian *Polybutadiene-Styrene Rubber (SBR)* (HS 400219100) dengan volume 7,96 ribu ton atau 35,18 persen.



Gambar C.1b. Perbandingan Volume Ekspor Karet Sintetis menurut Jenisnya, 2008  
 Figure C.1b. Comparison of Volume Synthetic Rubber Exports by Type, 2008

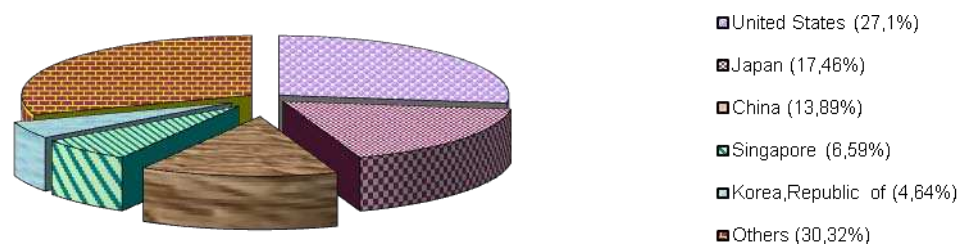
Produksi karet Indonesia sebagian besar dipasarkan ke mancanegara (diekspor) dan hanya sebagian kecil saja yang dipasarkan didalam negeri. Pangsa pasar untuk produk karet tersebut telah menjangkau kelima benua yakni Asia, Afrika, Australia, Amerika dan Eropa. Namun demikian Asia masih merupakan pangsa pasar yang paling utama dapat dilihat pada table c.2a dibawah ini.

Tabel C.2a. Ekspor Karet Alam Menurut Negara Tujuan, 2008  
 Table C.2a. Exports of Natural Rubber by Country of Destination, 2008

| No.          | Negara Tujuan/<br>Country of Destination | Volume/<br>Volume<br>(Ton) | Nilai/<br>Value<br>(000 US\$) | Persentase<br>Volume/<br>Percentage<br>Volume (%) |
|--------------|--|----------------------------|-------------------------------|---|
| (1)          | (2)                                      | (3)                        | (4)                           | (5)   |
| 1            | United States                            | 622 167                    | 1 634 698                     | 27.10   |
| 2            | Japan                                    | 400 693                    | 1 053 713                     | 17.46   |
| 3            | China                                    | 318 841                    | 859 132                       | 13.89   |
| 4            | Singapore                                | 151 260                    | 379 415                       | 6.59  |
| 5            | Korea, Republic of                       | 106 460                    | 287 033                       | 4.64  |
| 6            | Others                                   | 696 035                    | 1 842 582                     | 30.32   |
| <b>Total</b> |  | <b>2 295 456</b>           | <b>6 056 574</b>              | <b>100.00</b>                                     |

Karet alam Indonesia diekspor ke berbagai negara tujuan, pada tahun 2008 tercatat tidak kurang dari 56 negara yang menjadi pangsa pasar karet alam Indonesia. Pada tahun 2008 lima besar negara yang menjadi pengimpor karet alam Indonesia berturut-turut yaitu United States yang volume ekspornya mencapai 622,17 ribu ton atau sebesar 27,10 persen terhadap total volume ekspor karet alam Indonesia dengan nilai sebesar US\$ 1.634,70 juta, peringkat kedua yakni Japan dengan volume ekspor sebesar 400,69 ribu ton atau memiliki kontribusi 17,46 persen dan nilai ekspornya sebesar US\$ 1.053,71 juta, yang ketiga China dengan kontribusi 13,89 persen atau volume ekspornya sebesar 318,84 ribu ton dengan nilai ekspor US\$ 859,13 juta, sementara itu Singapore dan Korea Republic of berada di posisi keempat dan kelima. Ekspor karet alam ke Singapore pada tahun 2008 mencapai 151,26 ribu ton atau sekitar 6,59 persen dengan nilai ekspor sebesar US\$ 379,42 juta, sedangkan untuk Korea Republic of sebesar 106,46 ribu ton atau 4,64 persen dengan nilai ekspor mencapai US\$ 287,03 juta.

Besarnya persentase volume ekspor karet dari lima negara terbesar pengimpor karet alam Indonesia tahun 2008 disajikan pada Gambar C.2a di bawah ini.



Gambar C.2a. Persentase Volume Ekspor Karet Alam menurut Negara Tujuan, 2008  
 Figure Percentage of Volume Natural Rubber Exports by Country of Destination, 2008

Untuk karet sintetis Indonesia pada tahun 2008 diekspor ke 27 negara. Diantara negara tersebut terdapat lima negara pengimpor terbanyak yaitu, pertama China dengan volume sebesar 7,91 ribu ton atau 34,97 persen dari total ekspor karet sintetis Indonesia dengan nilai sebesar US\$ 14,96 juta, kedua Thailand dengan volume 3,39 ribu ton (14,97 persen) dan nilai ekspornya sebesar US\$ 5,14 juta, yang ketiga Malaysia dengan volume 2,85 ribu ton (12,59 persen) dengan nilai ekspor US\$ 4,6 juta. Untuk peringkat keempat dan kelima terdapat negara New Zealand dan India dengan volume 2,69 ribu ton dan 2,03 ribu ton (11,88 persen dan 8,95 persen) dengan nilai ekspor US\$ 2,56 juta dan US\$ 2,14 juta. Besarnya volume ekspor karet dari lima negara terbesar pengimpor karet sintetis Indonesia tahun 2008 disajikan pada Tabel C.2b di bawah ini.

**Tabel C.2b. Ekspor Karet Sintetis Menurut Negara Tujuan, 2008**  
**Table Exports of Synthetic Rubber by Country of Destination, 2008**

| No.          | Negara Tujuan/<br>Country of Destination | Volume/<br>Volume<br>(Ton) | Nilai/<br>Value<br>(000 US\$) | Persentase<br>Volume/<br>Percentage<br>Volume (%) |
|--------------|--|----------------------------|-------------------------------|---|
| (1)          | (2)                                      | (3)                        | (4)                           | (5)   |
| 1            | China                                    | 7 912                      | 14 955                        | 34.97   |
| 2            | Thailand                                 | 3 388                      | 5 138                         | 14.97   |
| 3            | Malaysia                                 | 2 849                      | 4 600                         | 12.59   |
| 4            | New Zealand                              | 2 687                      | 2 562                         | 11.88   |
| 5            | India                                    | 2 025                      | 2 138                         | 8.95  |
| 6            | Others                                   | 3 764                      | 11 892                        | 16.64   |
| <b>Total</b> |  | <b>22 625</b>              | <b>41 286</b>                 | <b>100.00</b>                                     |

Besarnya persentase volume ekspor karet dari lima negara terbesar pengimpor karet sintetis Indonesia tahun 2008 disajikan pada Gambar C.2b di bawah ini.

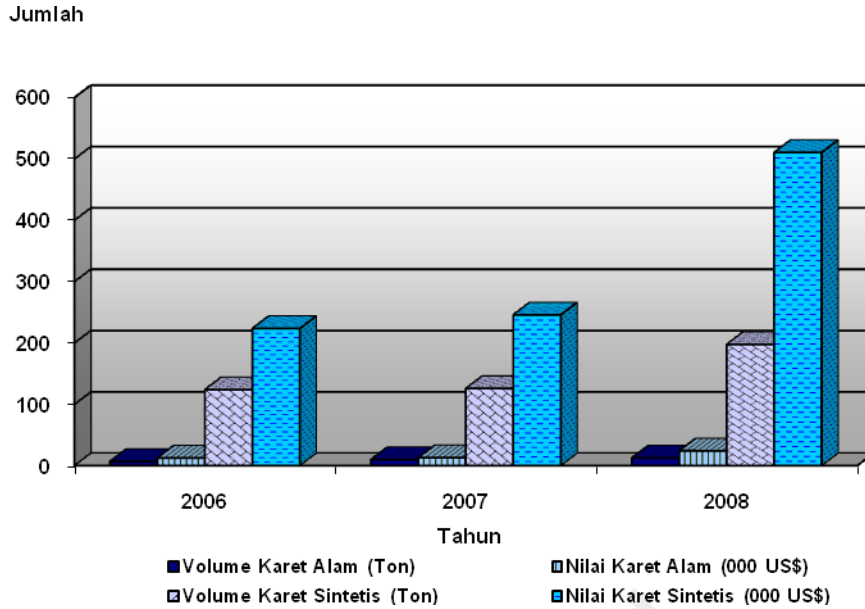


**Tabel D.1. Perkembangan Impor Karet, 2006-2008**  
**Table D.1. Trend of Rubber Imports, 2006-2008**

| Tahun<br>Year | Karet Alam/ <i>Natural Rubber</i> |                                     | Karet Sintetis/ <i>Synthetic Rubber</i> |                                     | Pertumbuhan Karet Alam/ <i>Natural Rubber Growth</i> |                              | Pertumbuhan Karet Sintetis/ <i>Synthetic Rubber Growth</i> |                              |
|---------------|-----------------------------------|-------------------------------------|---|-------------------------------------|--|------------------------------|--|------------------------------|
|               | Volume<br><i>Volume</i><br>(Ton)  | Nilai<br><i>Value</i><br>(000 US\$) | Volume<br><i>Volume</i><br>(Ton)        | Nilai<br><i>Value</i><br>(000 US\$) | Volume<br><i>Volume</i><br>(%)                       | Nilai<br><i>Value</i><br>(%) | Volume<br><i>Volume</i><br>(%)                             | Nilai<br><i>Value</i><br>(%) |
| (1)           | (2)                               | (3)                                 | (4)                                     | (5)                                 | (6)  | (7)                          | (8)  | (9)                          |
| 2006          | 6 875                             | 12 568                              | 123 803                                 | 223 526                             | 4,29   | 106,17                       | -6,82  | -2,73                        |
| 2007          | 9 832                             | 12 952                              | 125 641                                 | 245 722                             | 42,99  | 3,05                         | 1,48   | 9,93                         |
| 2008          | 12 587                            | 24 132                              | 197 615                                 | 510 526                             | 28,02  | 86,32                        | 57,29  | 107,77                       |

Impor karet Indonesia secara umum dibedakan menjadi dua jenis yaitu karet alam (*Natural Rubber*) dan karet sintetis (*Synthetic Rubber*). Selama periode tahun 2006-2008 karet Indonesia yang diimpor sebagian besar dalam bentuk karet sintetis yakni berkisar antara 92,74 persen – 94,74 persen dari total volume impor karet, sedangkan sisanya berkisar antara 5,26 persen - 7,26 persen saja yang berupa karet alam. Perkembangan impor karet alam pada tiga tahun terakhir (tahun 2006-2008) mengalami peningkatan, sedangkan untuk impor karet sintetis cenderung berfluktuasi. Pada tahun 2008 volume impor karet alam hanya sebesar 12,59 ribu ton atau 5,99 persen terhadap total volume impor karet, dengan nilai impor sebesar US\$ 24,13 juta, sedangkan untuk karet sintetis volume impornya mencapai 197,62 ribu ton atau 94,01 persen dengan nilai impor sebesar US\$ 510,53 juta. Perkembangan impor karet alam dan karet sintetis Indonesia tahun 2006-2008 dapat dilihat pada Tabel D.1. di atas.

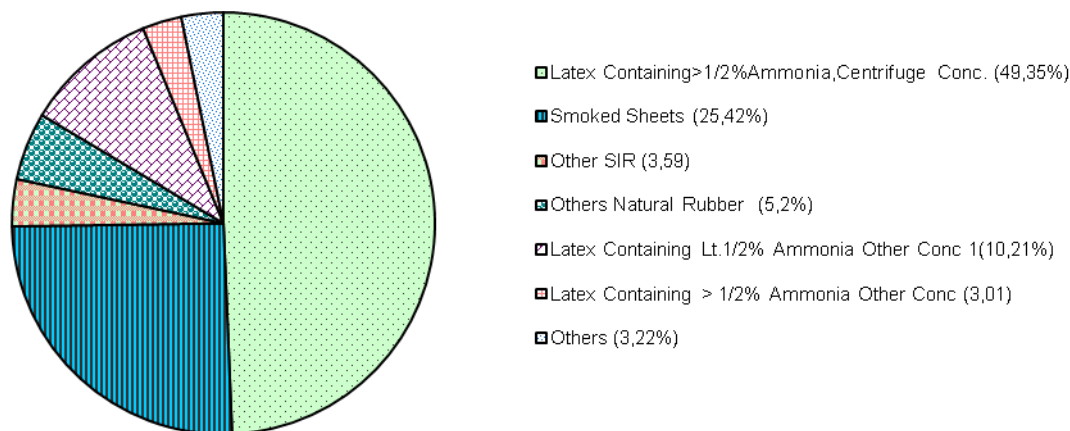
Perkembangan impor karet Indonesia tahun 2006-2008 dapat dilihat pada Gambar D.1. berikut ini.



Gambar D.1. Perkembangan Volume dan Nilai Impor Karet, 2006-2008

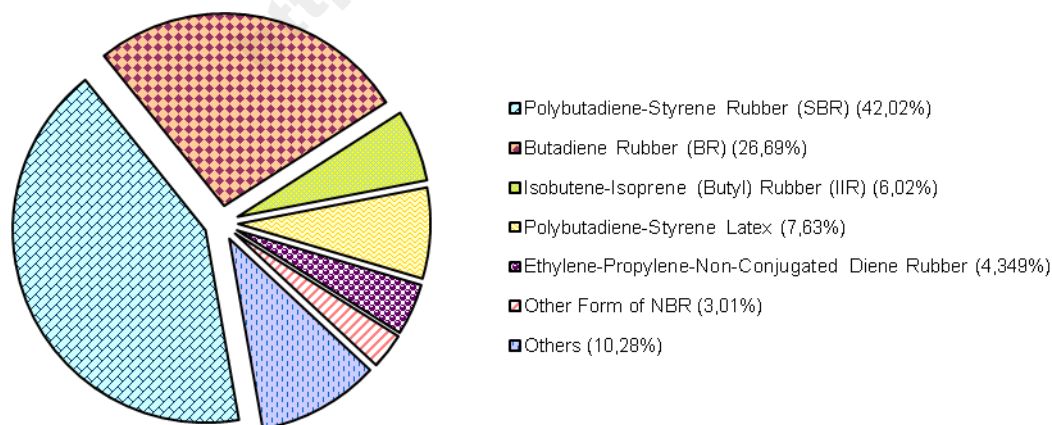
Figure D.1. Trend of Volume and Value of Rubber Imports, 2006-2008

Seperti halnya ekspor karet, impor karet alam Indonesia juga dikelompokkan menjadi lima belas jenis karet berdasarkan kode HS (*Harmony System*). Dari lima belas jenis produk impor karet alam diatas, terdapat satu jenis karet alam yang paling besar volume impornya yaitu *Latex Containing > 1/2% Ammonia, Centrifuge Concentrate* (HS 400110220) yang volumenya pada tahun 2008 mencapai 6,21 ribu ton atau sekitar 49,35 persen dari total volume impor karet alam dengan nilai impor mencapai US\$ 12,30 juta.



Gambar D.2a. Perbandingan Volume Impor Karet Alam menurut Jenisnya, 2008  
 Figure D.2a. Comparison of Volume of Natural Rubber Imports by Type, 2008

Sedangkan untuk impor karet sintetis dari enam belas jenis yang di impor terdapat hanya dua jenis yang mempunyai volume impor terbesar yaitu *Polybutadiene-Styrene Rubber (SBR)* (HS 400219100) dengan volume sebesar 83,04 ribu ton atau sekitar 42,02 persen dari total impor karet sintetis dengan nilai US\$ 191,07 juta, kemudian *Butadiene Rubber (BR)* (HS 400220000) dengan volume sebesar 52,75 ribu ton atau 26,69 persen dengan nilai US\$ 145,20 juta.



Gambar D.2b. Perbandingan Volume Impor Karet Sintetis menurut Jenisnya, 2008  
 Figure D.2b. Comparison of Volume of Synthetic Rubber Imports by Type, 2008

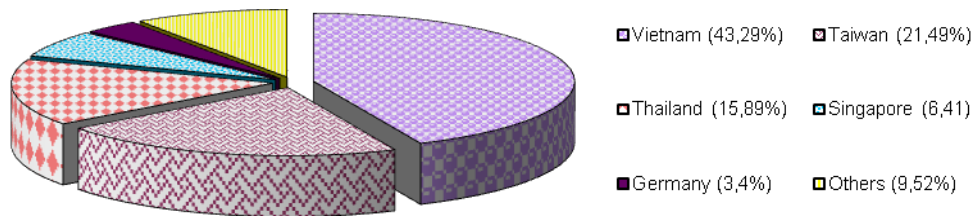


Karet alam Indonesia diimpor dari berbagai negara, pada tahun 2008 tercatat tidak kurang dari 22 negara yang menjadi pemasok karet alam Indonesia. Pada tahun 2008, lima besar negara yang menjadi pemasok karet alam Indonesia berturut-turut yaitu Vietnam yang volume impornya mencapai 5,45 ribu ton atau sebesar 43,29 persen terhadap total volume impor karet alam Indonesia dengan nilai sebesar US\$ 9,07 juta, peringkat kedua Taiwan dengan volume impor sebesar 2,71 ribu ton atau memiliki kontribusi 21,49 persen dan nilai impornya sebesar US\$ 1,73 juta, yang ketiga Thailand dengan kontribusi 15,89 persen atau volume impornya sebesar 2 ribu ton dengan nilai impor US\$ 4,35 juta, sementara itu Singapore dan Germany berada di posisi keempat dan kelima. Impor karet dari Singapore pada tahun 2008 mencapai 807 ton atau sekitar 6,41 persen dengan nilai impor sebesar US\$ 2,34 juta, sedangkan untuk Germany sebesar 428 ton atau 3,4 persen dengan nilai impor mencapai US\$ 2,34 juta. Besarnya volume dan nilai impor karet dari lima negara terbesar pengekspor karet alam Indonesia tahun 2008 disajikan pada Tabel D.2a di bawah ini.

**Tabel D.2a. Impor Karet Alam menurut Negara Asal, 2008**  
**Table Imports of Natural Rubber by Country of Origin, 2008**

| No.           | Negara Asal/<br>Country of Origin | Volume/<br>Volume<br>(Ton) | Nilai/<br>Value<br>(000 US\$) | Persentase<br>Volume/<br>Percentage<br>Volume (%) |
|---------------|-----------------------------------|----------------------------|-------------------------------|---|
| (1)           | (2)                               | (3)                        | (4)                           | (5)   |
| 1             | Vietnam                           | 5 449                      | 9 071                         | 43.29   |
| 2             | Taiwan                            | 2 705                      | 1 726                         | 21.49   |
| 3             | Thailand                          | 2 000                      | 4 349                         | 15.89   |
| 4             | Singapore                         | 807                        | 2 664                         | 6.41  |
| 5             | Germany                           | 428                        | 2 341                         | 3.40  |
| 6             | Other                             | 1 198                      | 3 981                         | 9.52  |
| <b>Jumlah</b> |                                   | <b>12 587</b>              | <b>24 132</b>                 | <b>100.00</b>                                     |

Besarnya persentase volume impor karet Indonesia dari lima negara terbesar pengekspor karet alam Indonesia tahun 2008 disajikan pada Gambar D.3a di bawah ini.



Gambar D.3a. Persentase Volume Impor Karet Alam menurut Negara Asal, 2008


Figure Percentage of Volume of Natural Rubber Imports by Country of Origin, 2008

Sedangkan untuk impor karet sintetis Indonesia, di impor dari 30 negara. Lima terbesar negara pemasok karet sintetis ke Indonesia adalah Korea Republic of dengan volume sebesar 69,65 ribu ton atau sekitar 35,25 persen dari total impor karet sintetis Indonesia, dengan nilai sebesar US\$ 173,38 juta. Kemudian Japan dengan volume 27,19 ribu ton (13,76%) dan nilai sebesar US\$ 78,54 juta, United States dengan volume sebesar 20,31 ribu ton (10,28%) dan nilai sebesar US\$ 54,12 juta, sedangkan pada urutan keempat dan kelima adalah Thailand dan Taiwan Province of China dengan volume sebesar 16,46 ribu ton (8,33%) dan 8,29 ribu ton (4,20%) dengan nilai sebesar US\$ 44,52 juta dan US\$ 15,99 juta. Besarnya volume dan nilai impor karet dari lima negara terbesar pengekspor karet sintetis Indonesia tahun 2008 disajikan pada Tabel D.2b di bawah ini.

**Tabel D.2b.** **Impor Karet Sintetis Menurut Negara Asal, 2008**  
**Table** **Imports of Synthetic Rubber by Country of Origin, 2008**

| No. | Negara Asal/<br>Country of Origin | Volume/<br>Volume<br>(Ton) | Nilai/<br>Value<br>(000 US\$) | Persentase<br>Volume/<br>Percentage<br>Volume (%) |
|-----|-----------------------------------|----------------------------|-------------------------------|---|
| (1) | (2)                               | (3)                        | (4)                           | (5)   |
| 1   | Korea, Republic of                | 69 650                     | 173 375                       | 35.25   |
| 2   | Japan                             | 27 193                     | 78 535                        | 13.76   |
| 3   | United States                     | 20 312                     | 54 120                        | 10.28   |
| 4   | Thailand                          | 16 462                     | 44 516                        | 8.33  |
| 5   | Taiwan, Province of China         | 8 292                      | 15 985                        | 4.20  |
| 6   | Others                            | 55 706                     | 143 995                       | 28.19   |
|     | <b>Jumlah</b>                     | <b>197 615</b>             | <b>510 526</b>                | <b>100.00</b>                                     |

Besarnya persentase volume impor karet Indonesia dari lima negara terbesar pengekspor karet sintetis Indonesia tahun 2008 disajikan pada Gambar D.3b di bawah ini.



**Gambar D.3b.** **Persentase Volume Impor Karet Sintetis menurut Negara Asal, 2008**  
**Figure** **Percentage of Volume of Synthetic Rubber Imports by Country of Origin, 2008**

Tabel 1 Luas Areal dan Produksi Karet Indonesia Menurut Status Pengusahaan, 2006 – 2008\*)  
 Table 1 Rubber Area and Production by Category of Producers, 2006 – 2008\*)

| No.  | Status Pengusahaan<br>Category of Producers       | 2006             | 2007             | 2008*)           |
|--|---|------------------|------------------|------------------|
| (1)  | (2)   | (3)              | (4)              | (5)              |
| <b>Luas (Ha)<br/>Area (Ha)</b>                 |   |                  |                  |                  |
| 1  | Perkebunan Rakyat<br>Smallholders                 | 2 832 982        | 2 899 679        | 2 943 731        |
| 2  | Perkebunan Besar Negara<br>Government Plantations | 238 003          | 238 246          | 245 798          |
| 3  | Perkebunan Besar Swasta<br>Private Plantations    | 275 442          | 275 792          | 280 431          |
| <b>Jumlah/Total</b>                            |   | <b>3 346 427</b> | <b>3 413 717</b> | <b>3 469 960</b> |
| <b>Produksi ( Ton )<br/>Production ( Ton )</b> |   |                  |                  |                  |
| 1  | Perkebunan Rakyat<br>Smallholders                 | 2 082 597        | 2 176 686        | 2 308 385        |
| 2  | Perkebunan Besar Negara<br>Government Plantations | 265 813          | 277 200          | 293 972          |
| 3  | Perkebunan Besar Swasta<br>Private Plantations    | 288 821          | 301 286          | 319 515          |
| <b>Jumlah/Total</b>                            |   | <b>2 637 231</b> | <b>2 755 172</b> | <b>2 921 872</b> |

Wujud Produksi / Production : Karet kering / Dried Natural Rubber

\*) Angka Sementara / Preliminary Figures

Tabel 2 Luas Areal perkebunan Karet Indonesia Menurut Status Pengusahaan dan Keadaan Tanaman, 2006- 2008\*)

Table 2 Rubber Plantation Area by Category Producers and Condition of Crops, 2006 – 2008\*)

| No.  | Status Pengusahaan<br>Dan Keadaan Tanaman<br><i>Category of Producers<br/>And Condition of Crops</i> | 2006             | 2007             | 2008*)           |
|--|--|------------------|------------------|------------------|
| (1)  | (2)  | (3)              | (4)              | (5)              |
| <b>Perkebunan Rakyat</b><br><b><i>Smallholders</i></b>                 |  |                  |                  |                  |
| 1  | TBM / <i>Immature</i>  | 466 588          | 486 669          | 429 558          |
| 2  | TM / <i>Mature</i>   | 2 333 874        | 2 381 466        | 2 486 250        |
| 3  | TTM / <i>Damaged</i>   | 32 520           | 31 544           | 27 923           |
|  | <b>Sub Jumlah / <i>Sub Total</i></b>   | <b>2 832 982</b> | <b>2 899 679</b> | <b>2 943 731</b> |
| <b>Perkebunan Besar Negara</b><br><b><i>Government Plantations</i></b> |  |                  |                  |                  |
| 1  | TBM / <i>Immature</i>  | 24 974           | 24 559           | 24 040           |
| 2  | TM / <i>Mature</i>   | 204 560          | 205 303          | 214 336          |
| 3  | TTM / <i>Damaged</i>   | 8 469            | 8 384            | 7 422            |
|  | <b>Sub Jumlah / <i>Sub Total</i></b>   | <b>238 003</b>   | <b>238 246</b>   | <b>245 798</b>   |
| <b>Perkebunan Besar Swasta</b><br><b><i>Private Plantations</i></b>    |  |                  |                  |                  |
| 1  | TBM / <i>Immature</i>  | 68 151           | 67 487           | 66 062           |
| 2  | TM / <i>Mature</i>   | 187 424          | 188 778          | 197 084          |
| 3  | TTM / <i>Damaged</i>   | 19 867           | 19 527           | 17 285           |
|  | <b>Sub Jumlah / <i>Sub Total</i></b>   | <b>275 442</b>   | <b>275 792</b>   | <b>280 431</b>   |
| <b>Jumlah / <i>Total</i></b>   |  |                  |                  |                  |
| 1  | TBM / <i>Immature</i>  | 559 713          | 578 715          | 519 660          |
| 2  | TM / <i>Mature</i>   | 2 725 858        | 2 775 547        | 2 897 670        |
| 3  | TTM / <i>Damaged</i>   | 60 856           | 59 455           | 52 630           |
|  | <b>Jumlah / <i>Total</i></b>   | <b>3 346 427</b> | <b>3 413 717</b> | <b>3 469 960</b> |

\*) Angka Sementara / *Preliminary Figures*

Tabel 3.1 Luas Areal dan Produksi Karet Indonesia Menurut Propinsi dan Status Pengusahaan, 2006  
 Table 3.1 Rubber Area and Production by Province and Category of Producers, 2006

| No               | Propinsi<br>Province | Perkebunan Rakyat<br>Smallholders |                                 | Perk. Besar Negara<br>Government Plantations |                                 | Perk. Besar Swasta<br>Private Plantations |                                 | Jumlah<br>Total      |                                 |
|------------------|----------------------|-----------------------------------|---------------------------------|--|---------------------------------|---|---------------------------------|----------------------|---------------------------------|
|                  |                      | Luas<br>Area<br>(Ha)              | Produksi<br>Production<br>(Ton) | Luas<br>Area<br>(Ha)                         | Produksi<br>Production<br>(Ton) | Luas<br>Area<br>(Ha)                      | Produksi<br>Production<br>(Ton) | Luas<br>Area<br>(Ha) | Produksi<br>Production<br>(Ton) |
| (1)              | (2)                  | (3)                               | (4)                             | (5)  | (6)                             | (7)                                       | (8)                             | (9)                  | (10)                            |
| 1                | N.A.D                | 74 049                            | 55 107                          | 11 620                                       | 10 940                          | 15 820                                    | 7 100                           | 101 489              | 73 147                          |
| 2                | Sumatera Utara       | 288 977                           | 214 330                         | 72 650                                       | 81 625                          | 94 239                                    | 133 960                         | 455 866              | 429 915                         |
| 3                | Sumatera Barat       | 121 102                           | 87 299                          | 1 236  | 1 600                           | 1 708                                     | 2 250                           | 124 046              | 91 149                          |
| 4                | Riau                 | 334 518                           | 303 020                         | 14 253                                       | 18 770                          | 38 000                                    | 32 731                          | 386 771              | 354 521                         |
| 5                | Kepulauan Riau       | 27 691                            | 20 130                          | -  | -                               | 5 590                                     | 1 920                           | 33 281               | 22 050                          |
| 6                | Jambi                | 426 388                           | 289 633                         | 3 620  | 4 415                           | 2 458                                     | 2 940                           | 432 466              | 296 988                         |
| 7                | Sumatera Selatan     | 605 893                           | 469 347                         | 13 060                                       | 13 660                          | 23 218                                    | 24 585                          | 642 171              | 507 592                         |
| 8                | Bangka Belitung      | 28 845                            | 19 151                          | -  | -                               | -   | -                               | 28 845               | 19 151                          |
| 9                | Bengkulu             | 58 731                            | 40 345                          | 11 005                                       | 13 500                          | 1 397                                     | 1 630                           | 71 133               | 55 475                          |
| 10               | Lampung              | 49 867                            | 35 811                          | 16 580                                       | 23 550                          | 4 350                                     | 5 960                           | 70 797               | 65 321                          |
| 11               | DKI Jakarta          | -                                 | -                               | -  | -                               | -   | -                               | -                    | -                               |
| 12               | Jawa Barat           | 7 043                             | 4 163                           | 20 095                                       | 22 920                          | 29 030                                    | 27 145                          | 56 168               | 54 228                          |
| 13               | Banten               | 16 007                            | 9 428                           | 1 210  | 1 198                           | 4 288                                     | 4 550                           | 21 505               | 15 176                          |
| 14               | Jawa Tengah          | 1 311                             | 521                             | 24 713                                       | 27 287                          | 5 762                                     | 6 165                           | 31 786               | 33 973                          |
| 15               | D.I. Yogyakarta      | -                                 | -                               | -  | -                               | -   | -                               | -                    | -                               |
| 16               | Jawa Timur           | -                                 | -                               | 13 703                                       | 15 722                          | 5 009                                     | 5 735                           | 18 712               | 21 457                          |
| 17               | Bali                 | -                                 | -                               | -  | -                               | 101                                       | 105                             | 101                  | 105                             |
| 18               | Nusa Tenggara Barat  | -                                 | -                               | -  | -                               | -   | -                               | -                    | -                               |
| 19               | Nusa Tenggara Timur  | -                                 | -                               | -  | -                               | -   | -                               | -                    | -                               |
| 20               | Kalimantan Barat     | 369 509                           | 248 588                         | 3 487  | 3 230                           | 9 467                                     | 6 725                           | 382 463              | 258 543                         |
| 21               | Kalimantan Tengah    | 248 411                           | 182 037                         | 4 596  | 5 484                           | 5 814                                     | 2 235                           | 258 821              | 189 756                         |
| 22               | Kalimantan Selatan   | 109 344                           | 80 073                          | 15 727                                       | 12 875                          | 15 347                                    | 11 790                          | 140 418              | 104 738                         |
| 23               | Kalimantan Timur     | 44 498                            | 18 179                          | 3 962  | 4 218                           | 2 825                                     | 2 930                           | 51 285               | 25 327                          |
| 24               | Sulawesi Utara       | -                                 | -                               | -  | -                               | -   | -                               | -                    | -                               |
| 25               | Gorontalo            | -                                 | -                               | -  | -                               | -   | -                               | -                    | -                               |
| 26               | Sulawesi Tengah      | 2 060                             | 2 035                           | 5 177  | 3 270                           | 4 343                                     | 615                             | 11 580               | 5 920                           |
| 27               | Sulawesi Selatan     | 13 685                            | 1 451                           | -  | -                               | 5 867                                     | 6 930                           | 19 552               | 8 381                           |
| 28               | Sulawesi Barat       | 400                               | 351                             | -  | -                               | 809                                       | 820                             | 1 209                | 1 171                           |
| 29               | Sulawesi Tenggara    | -                                 | -                               | -  | -                               | -   | -                               | -                    | -                               |
| 30               | Maluku               | -                                 | -                               | 1 309  | 1 549                           | -   | -                               | 1 309                | 1 549                           |
| 31               | Maluku Utara         | -                                 | -                               | -  | -                               | -   | -                               | -                    | -                               |
| 32               | Papua                | 4 619                             | 1 573                           | -  | -                               | -   | -                               | 4 619                | 1 573                           |
| 33               | Papua Barat          | 34                                | 25                              | -  | -                               | -   | -                               | 34                   | 25                              |
| <b>Indonesia</b> |                      | <b>2 832 982</b>                  | <b>2 082 597</b>                | <b>238 003</b>                               | <b>265 813</b>                  | <b>275 442</b>                            | <b>288 821</b>                  | <b>3 346 427</b>     | <b>2 637 231</b>                |

Wujud Produksi / Production : Karet kering / Dried Natural Rubber

Tabel 3.2 Luas Areal dan Produksi Karet Indonesia Menurut Propinsi dan Status Pengusahaan, 2007  
 Table 3.2 Rubber Area and Production by Province and Category of Producers, 2007

| No               | Propinsi<br>Province | Perkebunan Rakyat<br>Smallholders |                                 | Perk. Besar Negara<br>Government Plantations |                                 | Perk. Besar Swasta<br>Private Plantations |                                 | Jumlah<br>Total      |                                 |
|------------------|----------------------|-----------------------------------|---------------------------------|--|---------------------------------|---|---------------------------------|----------------------|---------------------------------|
|                  |                      | Luas<br>Area<br>(Ha)              | Produksi<br>Production<br>(Ton) | Luas<br>Area<br>(Ha)                         | Produksi<br>Production<br>(Ton) | Luas<br>Area<br>(Ha)                      | Produksi<br>Production<br>(Ton) | Luas<br>Area<br>(Ha) | Produksi<br>Production<br>(Ton) |
| (1)              | (2)                  | (3)                               | (4)                             | (5)  | (6)                             | (7)                                       | (8)                             | (9)                  | (10)                            |
| 1                | N.A.D                | 75 200                            | 57 015                          | 11 991                                       | 12 377                          | 16 092                                    | 8 319                           | 103 283              | 77 711                          |
| 2                | Sumatera Utara       | 293 389                           | 225 286                         | 74 327                                       | 85 589                          | 95 896                                    | 136 654                         | 463 612              | 447 529                         |
| 3                | Sumatera Barat       | 122 981                           | 90 027                          | -  | -                               | 1 708                                     | 2 360                           | 124 689              | 92 387                          |
| 4                | Riau                 | 354 046                           | 317 270                         | 14 253                                       | 19 222                          | 38 645                                    | 33 775                          | 406 944              | 370 267                         |
| 5                | Kepulauan Riau       | 28 124                            | 21 136                          | -  | -                               | 5 683                                     | 1 934                           | 33 807               | 23 070                          |
| 6                | Jambi                | 433 458                           | 302 862                         | -  | -                               | 2 560                                     | 3 265                           | 436 018              | 306 127                         |
| 7                | Sumatera Selatan     | 616 172                           | 490 677                         | 13 464                                       | 15 662                          | 23 620                                    | 27 632                          | 653 256              | 533 971                         |
| 8                | Bangka Belitung      | 29 381                            | 19 821                          | -  | -                               | -   | -                               | 29 381               | 19 821                          |
| 9                | Bengkulu             | 59 730                            | 42 331                          | 11 259                                       | 14 263                          | 1 400                                     | 1 670                           | 72 389               | 58 264                          |
| 10               | Lampung              | 50 760                            | 37 294                          | 17 007                                       | 25 924                          | 4 422                                     | 6 389                           | 72 189               | 69 607                          |
| 11               | DKI Jakarta          | -                                 | -                               | -  | -                               | -   | -                               | -                    | -                               |
| 12               | Jawa Barat           | 7 109                             | 4 453                           | 20 559                                       | 25 525                          | 29 516                                    | 28 644                          | 57 184               | 58 622                          |
| 13               | Banten               | 16 339                            | 9 765                           | 1 238  | 1 225                           | 4 371                                     | 4 570                           | 21 948               | 15 560                          |
| 14               | Jawa Tengah          | 1 355                             | 532                             | 25 283                                       | 28 117                          | 5 858                                     | 6 404                           | 32 496               | 35 053                          |
| 15               | D.I. Yogyakarta      | -                                 | -                               | -  | -                               | -   | -                               | -                    | -                               |
| 16               | Jawa Timur           | -                                 | -                               | 14 019                                       | 17 228                          | 5 092                                     | 6 299                           | 19 111               | 23 527                          |
| 17               | Bali                 | -                                 | -                               | -  | -                               | 101                                       | 120                             | 101                  | 120                             |
| 18               | Nusa Tenggara Barat  | -                                 | -                               | -  | -                               | -   | -                               | -                    | -                               |
| 19               | Nusa Tenggara Timur  | -                                 | -                               | -  | -                               | -   | -                               | -                    | -                               |
| 20               | Kalimantan Barat     | 378 248                           | 258 177                         | 3 487  | 3 302                           | 9 632                                     | 7 242                           | 391 367              | 268 721                         |
| 21               | Kalimantan Tengah    | 254 648                           | 190 866                         | 4 702  | 5 607                           | 5 916                                     | 2 340                           | 265 266              | 198 813                         |
| 22               | Kalimantan Selatan   | 111 991                           | 84 491                          | 16 090                                       | 13 752                          | 15 604                                    | 12 518                          | 143 685              | 110 761                         |
| 23               | Kalimantan Timur     | 45 547                            | 19 068                          | 3 962  | 4 325                           | 2 900                                     | 3 330                           | 52 409               | 26 723                          |
| 24               | Sulawesi Utara       | -                                 | -                               | -  | -                               | -   | -                               | -                    | -                               |
| 25               | Gorontalo            | -                                 | -                               | -  | -                               | -   | -                               | -                    | -                               |
| 26               | Sulawesi Tengah      | 2 060                             | 2 106                           | 5 296  | 3 497                           | -   | -                               | 7 356                | 5 603                           |
| 27               | Sulawesi Selatan     | 14 090                            | 1 489                           | -  | -                               | 5 967                                     | 6 955                           | 20 057               | 8 444                           |
| 28               | Sulawesi Barat       | 400                               | 369                             | -  | -                               | 809                                       | 866                             | 1 209                | 1 235                           |
| 29               | Sulawesi Tenggara    | -                                 | -                               | -  | -                               | -   | -                               | -                    | -                               |
| 30               | Maluku               | -                                 | -                               | 1 309  | 1 585                           | -   | -                               | 1 309                | 1 585                           |
| 31               | Maluku Utara         | -                                 | -                               | -  | -                               | -   | -                               | -                    | -                               |
| 32               | Papua                | 4 617                             | 1 625                           | -  | -                               | -   | -                               | 4 617                | 1 625                           |
| 33               | Papua Barat          | 34                                | 26                              | -  | -                               | -   | -                               | 34                   | 26                              |
| <b>INDONESIA</b> |                      | <b>2 899 679</b>                  | <b>2 176 686</b>                | <b>238 246</b>                               | <b>277 200</b>                  | <b>275 792</b>                            | <b>301 286</b>                  | <b>3 413 717</b>     | <b>2 755 172</b>                |

Wujud Produksi / Production : Karet kering / Dried Natural Rubber

Tabel 3.3 Luas Areal dan Produksi Karet Indonesia Menurut Propinsi dan Status Pengusahaan, 2008\*)

3.3

Table Rubber Area and Production by Province and Category of Producers, 2008\*)

| No               | Propinsi<br>Province | Perkebunan Rakyat<br>Smallholders |                                 | Perk. Besar Negara<br>Government Plantations |                                 | Perk. Besar Swasta<br>Private Plantations |                                 | Jumlah<br>Total      |                                 |
|------------------|----------------------|-----------------------------------|---------------------------------|--|---------------------------------|---|---------------------------------|----------------------|---------------------------------|
|                  |                      | Luas<br>Area<br>(Ha)              | Produksi<br>Production<br>(Ton) | Luas<br>Area<br>(Ha)                         | Produksi<br>Production<br>(Ton) | Luas<br>Area<br>(Ha)                      | Produksi<br>Production<br>(Ton) | Luas<br>Area<br>(Ha) | Produksi<br>Production<br>(Ton) |
| (1)              | (2)                  | (3)                               | (4)                             | (5)  | (6)                             | (7)                                       | (8)                             | (9)                  | (10)                            |
| 1                | N.A.D                | 77 126                            | 59 914                          | 12 425                                       | 13 126                          | 16 418                                    | 8 822                           | 105 969              | 81 862                          |
| 2                | Sumatera Utara       | 301 325                           | 243 205                         | 77 014                                       | 90 768                          | 97 839                                    | 144 922                         | 476 178              | 478 895                         |
| 3                | Sumatera Barat       | 125 700                           | 94 453                          | -  | -                               | 1 708                                     | 2 503                           | 127 408              | 96 956                          |
| 4                | Riau                 | 349 509                           | 327 851                         | 14 253                                       | 20 385                          | 39 428                                    | 35 819                          | 403 190              | 384 055                         |
| 5                | Kepulauan Riau       | 28 762                            | 21 567                          | -  | -                               | 5 683                                     | 2 051                           | 34 445               | 23 618                          |
| 6                | Jambi                | 435 904                           | 328 653                         | -  | -                               | 2 560                                     | 3 463                           | 438 464              | 332 116                         |
| 7                | Sumatera Selatan     | 619 697                           | 515 239                         | 13 951                                       | 16 610                          | 24 098                                    | 29 304                          | 657 746              | 561 153                         |
| 8                | Bangka Belitung      | 30 098                            | 20 720                          | -  | -                               | -   | -                               | 30 098               | 20 720                          |
| 9                | Bengkulu             | 61 135                            | 43 225                          | 11 666                                       | 15 126                          | 1 400                                     | 1 771                           | 74 201               | 60 122                          |
| 10               | Lampung              | 52 006                            | 39 691                          | 17 622                                       | 27 493                          | 4 422                                     | 6 776                           | 74 050               | 73 960                          |
| 11               | DKI Jakarta          | -                                 | -                               | -  | -                               | -   | -                               | -                    | -                               |
| 12               | Jawa Barat           | 6 998                             | 4 526                           | 21 302                                       | 27 069                          | 30 114                                    | 30 377                          | 58 414               | 61 972                          |
| 13               | Banten               | 16 104                            | 9 978                           | 1 238  | 1 299                           | 4 371                                     | 4 847                           | 21 713               | 16 124                          |
| 14               | Jawa Tengah          | 1 381                             | 569                             | 26 197                                       | 29 818                          | 5 858                                     | 6 791                           | 33 436               | 37 178                          |
| 15               | D.I. Yogyakarta      | -                                 | -                               | -  | -                               | -   | -                               | -                    | -                               |
| 16               | Jawa Timur           | -                                 | -                               | 14 526                                       | 18 270                          | 5 092                                     | 6 680                           | 19 618               | 24 950                          |
| 17               | Bali                 | -                                 | -                               | -  | -                               | 101                                       | 127                             | 101                  | 127                             |
| 18               | Nusa Tenggara Barat  | -                                 | -                               | -  | -                               | -   | -                               | -                    | -                               |
| 19               | Nusa Tenggara Timur  | -                                 | -                               | -  | -                               | -   | -                               | -                    | -                               |
| 20               | Kalimantan Barat     | 396 081                           | 282 312                         | 3 487  | 3 502                           | 9 827                                     | 7 680                           | 409 395              | 293 494                         |
| 21               | Kalimantan Tengah    | 264 655                           | 201 921                         | 4 702  | 5 946                           | 5 916                                     | 2 482                           | 275 273              | 210 349                         |
| 22               | Kalimantan Selatan   | 112 898                           | 87 593                          | 16 672                                       | 14 584                          | 15 920                                    | 13 275                          | 145 490              | 115 452                         |
| 23               | Kalimantan Timur     | 44 093                            | 20 745                          | 3 962  | 4 587                           | 2 900                                     | 3 531                           | 50 955               | 28 863                          |
| 24               | Sulawesi Utara       | -                                 | -                               | -  | -                               | -   | -                               | -                    | -                               |
| 25               | Gorontalo            | -                                 | -                               | -  | -                               | -   | -                               | -                    | -                               |
| 26               | Sulawesi Tengah      | 2 060                             | 2 104                           | 5 296  | 3 709                           | -   | -                               | 7 356                | 5 813                           |
| 27               | Sulawesi Selatan     | 12 628                            | 1 958                           | -  | -                               | 5 967                                     | 7 376                           | 18 595               | 9 334                           |
| 28               | Sulawesi Barat       | 400                               | 394                             | -  | -                               | 809                                       | 918                             | 1 209                | 1 312                           |
| 29               | Sulawesi Tenggara    | -                                 | -                               | -  | -                               | -   | -                               | -                    | -                               |
| 30               | Maluku               | -                                 | -                               | 1 485  | 1 680                           | -   | -                               | 1 485                | 1 680                           |
| 31               | Maluku Utara         | -                                 | -                               | -  | -                               | -   | -                               | -                    | -                               |
| 32               | Papua                | 5 136                             | 1 740                           | -  | -                               | -   | -                               | 5 136                | 1 740                           |
| 33               | Papua Barat          | 35                                | 27                              | -  | -                               | -   | -                               | 35                   | 27                              |
| <b>INDONESIA</b> |                      | <b>2 943 731</b>                  | <b>2 308 385</b>                | <b>245 798</b>                               | <b>293 972</b>                  | <b>280 431</b>                            | <b>319 515</b>                  | <b>3 469 960</b>     | <b>2 921 872</b>                |

Wujud Produksi / Production : Karet kering / Dried Natural Rubber

\*) Angka Sementara / Preliminary Figures



Tabel 4.1 Luas Areal dan Produksi Karet Indonesia Menurut Propinsi dan Keadaan Tanaman, 2006  
 Table 4.1 Rubber Area and Production by Province and Condition of Crops, 2006

| No.              | Propinsi<br>Province | Luas / Area (Ha) |                  |                | Jumlah<br>Total  | Produksi<br>Production<br>( Ton ) | Rata-rata<br>Produksi<br>Yield<br>(Kg/Ha) |
|------------------|----------------------|------------------|------------------|----------------|------------------|-----------------------------------|---|
|                  |                      | TBM<br>Immature  | TM<br>Mature     | TTM<br>Damaged |                  |                                   |   |
| (1)              | (2)                  | (3)              | (4)              | (5)            | (6)              | (7)                               | (8)                                       |
| 1                | N.A.D                | 10 976           | 83 646           | 6 867          | 101 489          | 73 147                            | 874,48                                    |
| 2                | Sumatera Utara       | 38 390           | 406 923          | 10 553         | 455 866          | 429 915                           | 1 056,50                                  |
| 3                | Sumatera Barat       | 27 551           | 88 869           | 7 626          | 124 046          | 91 149                            | 1 025,66                                  |
| 4                | Riau                 | 45 977           | 338 237          | 2 557          | 386 771          | 354 521                           | 1 048,14                                  |
| 5                | Kepulauan Riau       | 7 534            | 25 138           | 609            | 33 281           | 22 050                            | 877,16                                    |
| 6                | Jambi                | 66 286           | 363 554          | 2 626          | 432 466          | 296 988                           | 816,90                                    |
| 7                | Sumatera Selatan     | 116 394          | 519 999          | 5 778          | 642 171          | 507 592                           | 976,14                                    |
| 8                | Bangka Belitung      | 8 796            | 20 007           | 42             | 28 845           | 19 151                            | 957,21                                    |
| 9                | Bengkulu             | 11 768           | 58 781           | 584            | 71 133           | 55 475                            | 943,76                                    |
| 10               | Lampung              | 13 987           | 56 769           | 41             | 70 797           | 65 321                            | 1 150,65                                  |
| 11               | DKI Jakarta          | -                | -                | -              | -                | -                                 | -   |
| 12               | Jawa Barat           | 8 322            | 40 558           | 7 288          | 56 168           | 54 228                            | 1 337,05                                  |
| 13               | Banten               | 1 699            | 18 822           | 984            | 21 505           | 15 176                            | 806,29                                    |
| 14               | Jawa Tengah          | 4 419            | 25 390           | 1 977          | 31 786           | 33 973                            | 1 338,05                                  |
| 15               | D.I. Yogyakarta      | -                | -                | -              | -                | -                                 | -   |
| 16               | Jawa Timur           | 2 983            | 15 378           | 351            | 18 712           | 21 457                            | 1 395,30                                  |
| 17               | Bali                 | 3                | 98               | 0              | 101              | 105                               | 1 071,43                                  |
| 18               | Nusa Tenggara Barat  | -                | -                | -              | -                | -                                 | -   |
| 19               | Nusa Tenggara Timur  | -                | -                | -              | -                | -                                 | -   |
| 20               | Kalimantan Barat     | 63 054           | 316 255          | 3 154          | 382 463          | 258 543                           | 817,51                                    |
| 21               | Kalimantan Tengah    | 62 883           | 193 571          | 2 367          | 258 821          | 189 756                           | 980,29                                    |
| 22               | Kalimantan Selatan   | 33 010           | 105 228          | 2 180          | 140 418          | 104 738                           | 995,34                                    |
| 23               | Kalimantan Timur     | 16 974           | 29 165           | 5 146          | 51 285           | 25 327                            | 868,40                                    |
| 24               | Sulawesi Utara       | -                | -                | -              | -                | -                                 | -   |
| 25               | Gorontalo            | -                | -                | -              | -                | -                                 | -   |
| 26               | Sulawesi Tengah      | 5 938            | 5 642            | 0              | 11 580           | 5 920                             | 1 049,27                                  |
| 27               | Sulawesi Selatan     | 12 762           | 6 786            | 4              | 19 552           | 8 381                             | 1 235,04                                  |
| 28               | Sulawesi Barat       | 0                | 1 209            | 0              | 1 209            | 1 171                             | 968,57                                    |
| 29               | Sulawesi Tenggara    | -                | -                | -              | -                | -                                 | -   |
| 30               | Maluku               | 0                | 1 309            | 0              | 1 309            | 1 549                             | 1 183,51                                  |
| 31               | Maluku Utara         | -                | -                | -              | -                | -                                 | -   |
| 32               | Papua                | 0                | 4 497            | 122            | 4 619            | 1 573                             | 349,79                                    |
| 33               | Papua Barat          | 7                | 27               | 0              | 34               | 25                                | 925,93                                    |
| <b>Indonesia</b> |                      | <b>559 713</b>   | <b>2 725 858</b> | <b>60 856</b>  | <b>3 346 427</b> | <b>2 637 231</b>                  | <b>967,49</b>                             |

Wujud Produksi / Production : Karet kering / Dried Natural Rubber

Tabel 4.2 Luas Areal dan Produksi Karet Indonesia Menurut Propinsi dan Keadaan Tanaman, 2008  
 Table 4.2 Rubber Area and Production by Province and Condition of Crops, 2007

| No.              | Propinsi<br>Province | Luas / Area (Ha) |                  |                | Jumlah<br>Total  | Produksi<br>Production<br>( Ton ) | Rata-rata<br>Produksi<br>Yield<br>(Kg/Ha) |
|------------------|----------------------|------------------|------------------|----------------|------------------|-----------------------------------|---|
|                  |                      | TBM<br>Immature  | TM<br>Mature     | TTM<br>Damaged |                  |                                   |   |
| (1)              | (2)                  | (3)              | (4)              | (5)            | (6)              | (7)                               | (8)                                       |
| 1                | N.A.D                | 11 445           | 85 091           | 6 747          | 103 283          | 77 711                            | 913,27                                    |
| 2                | Sumatera Utara       | 40 448           | 412 809          | 10 355         | 463 612          | 447 529                           | 1 084,11                                  |
| 3                | Sumatera Barat       | 28 303           | 88 911           | 7 475          | 124 689          | 92 387                            | 1 039,10                                  |
| 4                | Riau                 | 51 629           | 353 025          | 2 290          | 406 944          | 370 267                           | 1 048,84                                  |
| 5                | Kepulauan Riau       | 7 706            | 25 503           | 598            | 33 807           | 23 070                            | 904,60                                    |
| 6                | Jambi                | 68 164           | 365 280          | 2 574          | 436 018          | 306 127                           | 838,06                                    |
| 7                | Sumatera Selatan     | 119 839          | 527 791          | 5 626          | 653 256          | 533 971                           | 1 011,71                                  |
| 8                | Bangka Belitung      | 9 036            | 20 304           | 41             | 29 381           | 19 821                            | 976,21                                    |
| 9                | Bengkulu             | 12 046           | 59 769           | 574            | 72 389           | 58 264                            | 974,82                                    |
| 10               | Lampung              | 14 298           | 57 851           | 40             | 72 189           | 69 607                            | 1 203,21                                  |
| 11               | DKI Jakarta          | -                | -                | -              | -                | -                                 | -   |
| 12               | Jawa Barat           | 8 629            | 41 342           | 7 213          | 57 184           | 58 622                            | 1 417,98                                  |
| 13               | Banten               | 1 817            | 19 159           | 972            | 21 948           | 15 560                            | 812,15                                    |
| 14               | Jawa Tengah          | 4 482            | 26 074           | 1 940          | 32 496           | 35 053                            | 1 344,37                                  |
| 15               | D.I. Yogyakarta      | -                | -                | -              | -                | -                                 | -   |
| 16               | Jawa Timur           | 2 946            | 15 814           | 351            | 19 111           | 23 527                            | 1 487,73                                  |
| 17               | Bali                 | 3                | 98               | 0              | 101              | 120                               | 1 224,49                                  |
| 18               | Nusa Tenggara Barat  | -                | -                | -              | -                | -                                 | -   |
| 19               | Nusa Tenggara Timur  | -                | -                | -              | -                | -                                 | -   |
| 20               | Kalimantan Barat     | 65 720           | 322 533          | 3 114          | 391 367          | 268 721                           | 833,16                                    |
| 21               | Kalimantan Tengah    | 65 459           | 197 504          | 2 303          | 265 266          | 198 813                           | 1 006,63                                  |
| 22               | Kalimantan Selatan   | 33 866           | 107 712          | 2 107          | 143 685          | 110 761                           | 1 028,31                                  |
| 23               | Kalimantan Timur     | 17 773           | 29 625           | 5 011          | 52 409           | 26 723                            | 902,04                                    |
| 24               | Sulawesi Utara       | -                | -                | -              | -                | -                                 | -   |
| 25               | Gorontalo            | -                | -                | -              | -                | -                                 | -   |
| 26               | Sulawesi Tengah      | 1 899            | 5 457            | 0              | 7 356            | 5 603                             | 1 026,75                                  |
| 27               | Sulawesi Selatan     | 13 200           | 6 853            | 4              | 20 057           | 8 444                             | 1 232,16                                  |
| 28               | Sulawesi Barat       | 0                | 1 209            | 0              | 1 209            | 1 235                             | 1 021,51                                  |
| 29               | Sulawesi Tenggara    | -                | -                | -              | -                | -                                 | -   |
| 30               | Maluku               | 0                | 1 309            | 0              | 1 309            | 1 585                             | 1 211,01                                  |
| 31               | Maluku Utara         | -                | -                | -              | -                | -                                 | -   |
| 32               | Papua                | 0                | 4 497            | 120            | 4 617            | 1 625                             | 361,35                                    |
| 33               | Papua Barat          | 7                | 27               | 0              | 34               | 26                                | 962,96                                    |
| <b>INDONESIA</b> |                      | <b>578 715</b>   | <b>2 775 547</b> | <b>59 455</b>  | <b>3 413 717</b> | <b>2 755 172</b>                  | <b>992,66</b>                             |

Wujud Produksi / Production : Karet kering / Dried Natural Rubber

Tabel 4.3 Luas Areal dan Produksi Karet Indonesia Menurut Propinsi dan Keadaan Tanaman, 2008\*)  
 Table 4.3 Rubber Area and Production by Province and Condition of Crops, 2008\*)

| No.              | Propinsi<br>Province | Luas / Area (Ha) |                  |                |                  | Produksi<br>Production<br>( Ton ) | Rata-rata<br>Produksi<br>Yield<br>(Kg/Ha) |
|------------------|----------------------|------------------|------------------|----------------|------------------|-----------------------------------|---|
|                  |                      | TBM<br>Immature  | TM<br>Mature     | TTM<br>Damaged | Jumlah<br>Total  |                                   |   |
| (1)              | (2)                  | (3)              | (4)              | (5)            | (6)              | (7)                               | (8)                                       |
| 1                | N.A.D                | 11 423           | 88 664           | 5 882          | 105 969          | 81 862                            | 923,28                                    |
| 2                | Sumatera Utara       | 37 153           | 430 000          | 9 025          | 476 178          | 478 895                           | 1 113,71                                  |
| 3                | Sumatera Barat       | 27 772           | 93 202           | 6 434          | 127 408          | 96 956                            | 1 040,28                                  |
| 4                | Riau                 | 44 569           | 356 449          | 2 172          | 403 190          | 384 055                           | 1 077,45                                  |
| 5                | Kepulauan Riau       | 7 285            | 26 616           | 544            | 34 445           | 23 618                            | 887,36                                    |
| 6                | Jambi                | 59 650           | 376 598          | 2 216          | 438 464          | 332 116                           | 881,88                                    |
| 7                | Sumatera Selatan     | 105 678          | 547 186          | 4 882          | 657 746          | 561 153                           | 1 025,53                                  |
| 8                | Bangka Belitung      | 7 980            | 22 083           | 35             | 30 098           | 20 720                            | 938,28                                    |
| 9                | Bengkulu             | 10 405           | 63 291           | 505            | 74 201           | 60 122                            | 949,93                                    |
| 10               | Lampung              | 12 635           | 61 379           | 36             | 74 050           | 73 960                            | 1 204,97                                  |
| 11               | DKI Jakarta          | -                | -                | -              | -                | -                                 | -   |
| 12               | Jawa Barat           | 8 886            | 43 311           | 6 217          | 58 414           | 61 972                            | 1 430,86                                  |
| 13               | Banten               | 1 786            | 19 023           | 904            | 21 713           | 16 124                            | 847,61                                    |
| 14               | Jawa Tengah          | 4 482            | 27 211           | 1 743          | 33 436           | 37 178                            | 1 366,29                                  |
| 15               | D.I. Yogyakarta      | -                | -                | -              | -                | -                                 | -   |
| 16               | Jawa Timur           | 2 841            | 16 424           | 353            | 19 618           | 24 950                            | 1 519,12                                  |
| 17               | Bali                 | 3                | 98               | 0              | 101              | 127                               | 1 295,92                                  |
| 18               | Nusa Tenggara Barat  | -                | -                | -              | -                | -                                 | -   |
| 19               | Nusa Tenggara Timur  | -                | -                | -              | -                | -                                 | -   |
| 20               | Kalimantan Barat     | 60 312           | 346 313          | 2 770          | 409 395          | 293 494                           | 847,48                                    |
| 21               | Kalimantan Tengah    | 59 712           | 213 412          | 2 149          | 275 273          | 210 349                           | 985,65                                    |
| 22               | Kalimantan Selatan   | 29 577           | 114 018          | 1 895          | 145 490          | 115 452                           | 1 012,58                                  |
| 23               | Kalimantan Timur     | 15 013           | 31 324           | 4 618          | 50 955           | 28 863                            | 921,43                                    |
| 24               | Sulawesi Utara       | -                | -                | -              | -                | -                                 | -   |
| 25               | Gorontalo            | -                | -                | -              | -                | -                                 | -   |
| 26               | Sulawesi Tengah      | 1 899            | 5 454            | 3              | 7 356            | 5 813                             | 1 065,82                                  |
| 27               | Sulawesi Selatan     | 10 592           | 7 879            | 124            | 18 595           | 9 334                             | 1 184,67                                  |
| 28               | Sulawesi Barat       | 0                | 1 209            | 0              | 1 209            | 1 312                             | 1 085,19                                  |
| 29               | Sulawesi Tenggara    | -                | -                | -              | -                | -                                 | -   |
| 30               | Maluku               | 0                | 1 485            | 0              | 1 485            | 1 680                             | 1 131,31                                  |
| 31               | Maluku Utara         | -                | -                | -              | -                | -                                 | -   |
| 32               | Papua                | 0                | 5 013            | 123            | 5 136            | 1 740                             | 347,10                                    |
| 33               | Papua Barat          | 7                | 28               | 0              | 35               | 27                                | 964,29                                    |
| <b>INDONESIA</b> |                      | <b>519 660</b>   | <b>2 897 670</b> | <b>52 630</b>  | <b>3 469 960</b> | <b>2 921 872</b>                  | <b>1 008,35</b>                           |

Wujud Produksi / Production : Karet kering / Dried Natural Rubber

\*) Angka Sementara / Preliminary Figures

Tabel 5.1 Luas Areal dan Produksi Karet Perkebunan Rakyat Menurut Propinsi dan Keadaan Tanaman, 2006  
 Table 5.1 Rubber Area and Production of Smallholders by Province and Condition of Crops, 2006

| No.              | Propinsi<br>Province | Luas / Area (Ha) |                  |                |                  | Produksi<br>Production<br>( Ton ) | Rata-rata<br>Produksi<br>Yield<br>(Kg/Ha) |
|------------------|----------------------|------------------|------------------|----------------|------------------|-----------------------------------|---|
|                  |                      | TBM<br>Immature  | TM<br>Mature     | TTM<br>Damaged | Jumlah<br>Total  |                                   |   |
| (1)              | (2)                  | (3)              | (4)              | (5)            | (6)              | (7)                               | (8)                                       |
| 1                | N.A.D                | 6 835            | 66 207           | 1 007          | 74 049           | 55 107                            | 832,34                                    |
| 2                | Sumatera Utara       | 19 720           | 265 528          | 3 729          | 288 977          | 214 330                           | 807,18                                    |
| 3                | Sumatera Barat       | 27 551           | 85 971           | 7 580          | 121 102          | 87 299                            | 1 015,45                                  |
| 4                | Riau                 | 29 717           | 302 784          | 2 017          | 334 518          | 303 020                           | 1 000,78                                  |
| 5                | Kepulauan Riau       | 3 253            | 23 895           | 543            | 27 691           | 20 130                            | 842,44                                    |
| 6                | Jambi                | 66 080           | 357 702          | 2 606          | 426 388          | 289 633                           | 809,70                                    |
| 7                | Sumatera Selatan     | 109 541          | 493 742          | 2 610          | 605 893          | 469 347                           | 950,59                                    |
| 8                | Bangka Belitung      | 8 796            | 20 007           | 42             | 28 845           | 19 151                            | 957,21                                    |
| 9                | Bengkulu             | 11 505           | 46 725           | 501            | 58 731           | 40 345                            | 863,46                                    |
| 10               | Lampung              | 12 355           | 37 481           | 31             | 49 867           | 35 811                            | 955,44                                    |
| 11               | DKI Jakarta          | -                | -                | -              | -                | -                                 | -   |
| 12               | Jawa Barat           | 269              | 5 101            | 1 673          | 7 043            | 4 163                             | 816,11                                    |
| 13               | Banten               | 1 015            | 14 665           | 327            | 16 007           | 9 428                             | 642,89                                    |
| 14               | Jawa Tengah          | 744              | 567              | -              | 1 311            | 521                               | 918,87                                    |
| 15               | D.I. Yogyakarta      | -                | -                | -              | -                | -                                 | -   |
| 16               | Jawa Timur           | -                | -                | -              | -                | -                                 | -   |
| 17               | Bali                 | -                | -                | -              | -                | -                                 | -   |
| 18               | Nusa Tenggara Barat  | -                | -                | -              | -                | -                                 | -   |
| 19               | Nusa Tenggara Timur  | -                | -                | -              | -                | -                                 | -   |
| 20               | Kalimantan Barat     | 59 836           | 307 956          | 1 717          | 369 509          | 248 588                           | 807,22                                    |
| 21               | Kalimantan Tengah    | 58 623           | 187 523          | 2 265          | 248 411          | 182 037                           | 970,74                                    |
| 22               | Kalimantan Selatan   | 21 309           | 87 079           | 956            | 109 344          | 80 073                            | 919,54                                    |
| 23               | Kalimantan Timur     | 16 932           | 22 776           | 4 790          | 44 498           | 18 179                            | 798,16                                    |
| 24               | Sulawesi Utara       | -                | -                | -              | -                | -                                 | -   |
| 25               | Gorontalo            | -                | -                | -              | -                | -                                 | -   |
| 26               | Sulawesi Tengah      | -                | 2 060            | -              | 2 060            | 2 035                             | 987,86                                    |
| 27               | Sulawesi Selatan     | 12 500           | 1 181            | 4              | 13 685           | 1 451                             | 1 228,62                                  |
| 28               | Sulawesi Barat       | -                | 400              | -              | 400              | 351                               | 877,50                                    |
| 29               | Sulawesi Tenggara    | -                | -                | -              | -                | -                                 | -   |
| 30               | Maluku               | -                | -                | -              | -                | -                                 | -   |
| 31               | Maluku Utara         | -                | -                | -              | -                | -                                 | -   |
| 32               | Papua                | -                | 4 497            | 122            | 4 619            | 1 573                             | 349,79                                    |
| 33               | Papua Barat          | 7                | 27               | -              | 34               | 25                                | 925,93                                    |
| <b>Indonesia</b> |                      | <b>466 588</b>   | <b>2 333 874</b> | <b>32 520</b>  | <b>2 832 982</b> | <b>2 082 597</b>                  | <b>892,33</b>                             |

Wujud Produksi / Production : Karet kering / Dried Natural Rubber  
 Sumber / Source : Direktorat Jenderal Perkebunan / Directorate General of Estates

Tabel 5.2 Luas Areal dan Produksi Karet Perkebunan Rakyat Menurut Propinsi dan Keadaan Tanaman,2007  
 Table 5.2 Rubber Area and Production of Smallholders by Province and Condition of Crops, 2007

| No.              | Propinsi<br>Province | Luas / Area (Ha) |                  |                |                  | Produksi<br>Production<br>( Ton ) | Rata-rata<br>Produksi<br>Yield<br>(Kg/Ha) |
|------------------|----------------------|------------------|------------------|----------------|------------------|-----------------------------------|---|
|                  |                      | TBM<br>Immature  | TM<br>Mature     | TTM<br>Damaged | Jumlah<br>Total  |                                   |   |
| (1)              | (2)                  | (3)              | (4)              | (5)            | (6)              | (7)                               | (8)                                       |
| 1                | N.A.D                | 7 022            | 67 191           | 987            | 75 200           | 57 015                            | 848,55                                    |
| 2                | Sumatera Utara       | 20 258           | 269 476          | 3 655          | 293 389          | 225 286                           | 836,02                                    |
| 3                | Sumatera Barat       | 28 303           | 87 249           | 7 429          | 122 981          | 90 027                            | 1 031,84                                  |
| 4                | Riau                 | 35 396           | 316 900          | 1 750          | 354 046          | 317 270                           | 1 001,17                                  |
| 5                | Kepulauan Riau       | 3 342            | 24 250           | 532            | 28 124           | 21 136                            | 871,59                                    |
| 6                | Jambi                | 67 884           | 363 020          | 2 554          | 433 458          | 302 862                           | 834,28                                    |
| 7                | Sumatera Selatan     | 112 531          | 501 083          | 2 558          | 616 172          | 490 677                           | 979,23                                    |
| 8                | Bangka Belitung      | 9 036            | 20 304           | 41             | 29 381           | 19 821                            | 976,21                                    |
| 9                | Bengkulu             | 11 819           | 47 420           | 491            | 59 730           | 42 331                            | 892,68                                    |
| 10               | Lampung              | 12 692           | 38 038           | 30             | 50 760           | 37 294                            | 980,44                                    |
| 11               | DKI Jakarta          | -                | -                | -              | -                | -                                 | -   |
| 12               | Jawa Barat           | 281              | 5 205            | 1 623          | 7 109            | 4 453                             | 855,52                                    |
| 13               | Banten               | 1 058            | 14 964           | 317            | 16 339           | 9 765                             | 652,57                                    |
| 14               | Jawa Tengah          | 776              | 579              | 0              | 1 355            | 532                               | 918,83                                    |
| 15               | D.I. Yogyakarta      | -                | -                | -              | -                | -                                 | -   |
| 16               | Jawa Timur           | -                | -                | -              | -                | -                                 | -   |
| 17               | Bali                 | -                | -                | -              | -                | -                                 | -   |
| 18               | Nusa Tenggara Barat  | -                | -                | -              | -                | -                                 | -   |
| 19               | Nusa Tenggara Timur  | -                | -                | -              | -                | -                                 | -   |
| 20               | Kalimantan Barat     | 62 400           | 314 180          | 1 668          | 378 248          | 258 177                           | 821,75                                    |
| 21               | Kalimantan Tengah    | 61 134           | 191 313          | 2 201          | 254 648          | 190 866                           | 997,66                                    |
| 22               | Kalimantan Selatan   | 22 223           | 88 839           | 929            | 111 991          | 84 491                            | 951,06                                    |
| 23               | Kalimantan Timur     | 17 656           | 23 236           | 4 655          | 45 547           | 19 068                            | 820,62                                    |
| 24               | Sulawesi Utara       | -                | -                | -              | -                | -                                 | -   |
| 25               | Gorontalo            | -                | -                | -              | -                | -                                 | -   |
| 26               | Sulawesi Tengah      | 0                | 2 060            | 0              | 2 060            | 2 106                             | 1 022,33                                  |
| 27               | Sulawesi Selatan     | 12 851           | 1 235            | 4              | 14 090           | 1 489                             | 1 205,67                                  |
| 28               | Sulawesi Barat       | 0                | 400              | 0              | 400              | 369                               | 922,50                                    |
| 29               | Sulawesi Tenggara    | -                | -                | -              | -                | -                                 | -   |
| 30               | Maluku               | -                | -                | -              | -                | -                                 | -   |
| 31               | Maluku Utara         | -                | -                | -              | -                | -                                 | -   |
| 32               | Papua                | 0                | 4 497            | 120            | 4 617            | 1 625                             | 361,35                                    |
| 33               | Papua Barat          | 7                | 27               | 0              | 34               | 26                                | 962,96                                    |
| <b>INDONESIA</b> |                      | <b>486 669</b>   | <b>2 381 466</b> | <b>31 544</b>  | <b>2 899 679</b> | <b>2 176 686</b>                  | <b>914,01</b>                             |

Wujud Produksi / Production : Karet kering / Dried Natural Rubber

Sumber / Source : Direktorat Jenderal Perkebunan/Directorate General of Estates

Tabel 5.3 Luas Areal dan Produksi Karet Perkebunan Rakyat Menurut Propinsi dan Keadaan Tanaman, 2008\*)  
 Table 5.3 Rubber Area and Production of Smallholders by Province and Condition of Crops, 2008\*)

| No.              | Propinsi<br>Province | Luas / Area (Ha) |                  |                |                  | Produksi<br>Production<br>( Ton ) | Rata-rata<br>Produksi<br>Yield<br>(Kg/Ha) |
|------------------|----------------------|------------------|------------------|----------------|------------------|-----------------------------------|---|
|                  |                      | TBM<br>Immature  | TM<br>Mature     | TTM<br>Damaged | Jumlah<br>Total  |                                   |   |
| (1)              | (2)                  | (3)              | (4)              | (5)            | (6)              | (7)                               | (8)                                       |
| 1                | N.A.D                | 6 441            | 69 836           | 849            | 77 126           | 59 914                            | 857,92                                    |
| 2                | Sumatera Utara       | 19 014           | 279 168          | 3 143          | 301 325          | 243 205                           | 871,18                                    |
| 3                | Sumatera Barat       | 27 772           | 91 540           | 6 388          | 125 700          | 94 453                            | 1 031,82                                  |
| 4                | Riau                 | 28 653           | 319 156          | 1 700          | 349 509          | 327 851                           | 1 027,24                                  |
| 5                | Kepulauan Riau       | 2 951            | 25 353           | 458            | 28 762           | 21 567                            | 850,67                                    |
| 6                | Jambi                | 59 370           | 374 338          | 2 196          | 435 904          | 328 653                           | 877,96                                    |
| 7                | Sumatera Selatan     | 98 417           | 519 080          | 2 200          | 619 697          | 515 239                           | 992,60                                    |
| 8                | Bangka Belitung      | 7 980            | 22 083           | 35             | 30 098           | 20 720                            | 938,28                                    |
| 9                | Bengkulu             | 10 335           | 50 378           | 422            | 61 135           | 43 225                            | 858,01                                    |
| 10               | Lampung              | 11 209           | 40 771           | 26             | 52 006           | 39 691                            | 973,51                                    |
| 11               | DKI Jakarta          | -                | -                | -              | -                | -                                 | -   |
| 12               | Jawa Barat           | 386              | 5 286            | 1 326          | 6 998            | 4 526                             | 856,22                                    |
| 13               | Banten               | 1 017            | 14 828           | 259            | 16 104           | 9 978                             | 672,92                                    |
| 14               | Jawa Tengah          | 714              | 659              | 8              | 1 381            | 569                               | 863,43                                    |
| 15               | D.I. Yogyakarta      | -                | -                | -              | -                | -                                 | -   |
| 16               | Jawa Timur           | -                | -                | -              | -                | -                                 | -   |
| 17               | Bali                 | -                | -                | -              | -                | -                                 | -   |
| 18               | Nusa Tenggara Barat  | -                | -                | -              | -                | -                                 | -   |
| 19               | Nusa Tenggara Timur  | -                | -                | -              | -                | -                                 | -   |
| 20               | Kalimantan Barat     | 56 895           | 337 694          | 1 492          | 396 081          | 282 312                           | 836,00                                    |
| 21               | Kalimantan Tengah    | 55 387           | 207 221          | 2 047          | 264 655          | 201 921                           | 974,42                                    |
| 22               | Kalimantan Selatan   | 17 871           | 94 165           | 862            | 112 898          | 87 593                            | 930,21                                    |
| 23               | Kalimantan Timur     | 14 896           | 24 935           | 4 262          | 44 093           | 20 745                            | 831,96                                    |
| 24               | Sulawesi Utara       | -                | -                | -              | -                | -                                 | -   |
| 25               | Gorontalo            | -                | -                | -              | -                | -                                 | -   |
| 26               | Sulawesi Tengah      | 0                | 2 057            | 3              | 2 060            | 2 104                             | 1 022,85                                  |
| 27               | Sulawesi Selatan     | 10 243           | 2 261            | 124            | 12 628           | 1 958                             | 865,99                                    |
| 28               | Sulawesi Barat       | 0                | 400              | 0              | 400              | 394                               | 985,00                                    |
| 29               | Sulawesi Tenggara    | -                | -                | -              | -                | -                                 | -   |
| 30               | Maluku               | -                | -                | -              | -                | -                                 | -   |
| 31               | Maluku Utara         | -                | -                | -              | -                | -                                 | -   |
| 32               | Papua                | 0                | 5 013            | 123            | 5 136            | 1 740                             | 347,10                                    |
| 33               | Papua Barat          | 7                | 28               | 0              | 35               | 27                                | 964,29                                    |
| <b>INDONESIA</b> |                      | <b>429 558</b>   | <b>2 486 250</b> | <b>27 923</b>  | <b>2 943 731</b> | <b>2 308 385</b>                  | <b>928,46</b>                             |

Wujud Produksi / Production : Karet kering / Dried Natural Rubber

Sumber / Source : Direktorat Jenderal Perkebunan/Directorate General of Estates

\*) Angka Sementara / Preliminary Figures

Tabel 6.1 Luas Areal dan Produksi Karet Perkebunan Besar Negara Menurut Propinsi dan Keadaan Tanaman, 2006  
 Table 6.1 Rubber Area and Production of Government Plantation by Province and Condition of Crops, 2006

| No.              | Propinsi<br>Province | Luas / Area (Ha) |                |                |                 | Produksi<br>Production<br>(Ton) | Rata-rata<br>Produksi<br>Yield<br>(Kg/Ha) |
|------------------|----------------------|------------------|----------------|----------------|-----------------|---------------------------------|---|
|                  |                      | TBM<br>Immature  | TM<br>Mature   | TTM<br>Damaged | Jumlah<br>Total |                                 |   |
| (1)              | (2)                  | (3)              | (4)            | (5)            | (6)             | (7)                             | (8)                                       |
| 1                | N.A.D                | 457              | 10 803         | 360            | 11 620          | 10 940                          | 1 012,68                                  |
| 2                | Sumatera Utara       | 7 090            | 61 420         | 4 140          | 72 650          | 81 625                          | 1 328,96                                  |
| 3                | Sumatera Barat       | 0                | 1 236          | 0              | 1 236           | 1 600                           | 1 294,73                                  |
| 4                | Riau                 | 0                | 14 253         | 0              | 14 253          | 18 770                          | 1 316,92                                  |
| 5                | Kepulauan Riau       | -                | -              | -              | -               | -                               | -   |
| 6                | Jambi                | 23               | 3 597          | 0              | 3 620           | 4 415                           | 1 227,41                                  |
| 7                | Sumatera Selatan     | 1 730            | 11 062         | 268            | 13 060          | 13 660                          | 1 234,86                                  |
| 8                | Bangka Belitung      | -                | -              | -              | -               | -                               | -   |
| 9                | Bengkulu             | 238              | 10 767         | 0              | 11 005          | 13 500                          | 1 253,83                                  |
| 10               | Lampung              | 1 484            | 15 096         | 0              | 16 580          | 23 550                          | 1 560,02                                  |
| 11               | DKI Jakarta          | -                | -              | -              | -               | -                               | -   |
| 12               | Jawa Barat           | 2 435            | 16 545         | 1 115          | 20 095          | 22 920                          | 1 385,31                                  |
| 13               | Banten               | 240              | 965            | 5              | 1 210           | 1 198                           | 1 241,45                                  |
| 14               | Jawa Tengah          | 2 927            | 20 286         | 1 500          | 24 713          | 27 287                          | 1 345,11                                  |
| 15               | D.I. Yogyakarta      | -                | -              | -              | -               | -                               | -   |
| 16               | Jawa Timur           | 1 970            | 11 583         | 150            | 13 703          | 15 722                          | 1 357,33                                  |
| 17               | Bali                 | -                | -              | -              | -               | -                               | -   |
| 18               | Nusa Tenggara Barat  | -                | -              | -              | -               | -                               | -   |
| 19               | Nusa Tenggara Timur  | -                | -              | -              | -               | -                               | -   |
| 20               | Kalimantan Barat     | 0                | 3 366          | 121            | 3 487           | 3 230                           | 959,60                                    |
| 21               | Kalimantan Tengah    | 286              | 4 208          | 102            | 4 596           | 5 484                           | 1 303,23                                  |
| 22               | Kalimantan Selatan   | 4 086            | 11 020         | 621            | 15 727          | 12 875                          | 1 168,33                                  |
| 23               | Kalimantan Timur     | 0                | 3 875          | 87             | 3 962           | 4 218                           | 1 088,52                                  |
| 24               | Sulawesi Utara       | -                | -              | -              | -               | -                               | -   |
| 25               | Gorontalo            | -                | -              | -              | -               | -                               | -   |
| 26               | Sulawesi Tengah      | 2 008            | 3 169          | 0              | 5 177           | 3 270                           | 1 031,87                                  |
| 27               | Sulawesi Selatan     | -                | -              | -              | -               | -                               | -   |
| 28               | Sulawesi Barat       | -                | -              | -              | -               | -                               | -   |
| 29               | Sulawesi Tenggara    | -                | -              | -              | -               | -                               | -   |
| 30               | Maluku               | 0                | 1 309          | 0              | 1 309           | 1 549                           | 1 183,51                                  |
| 31               | Maluku Utara         | -                | -              | -              | -               | -                               | -   |
| 32               | Papua                | -                | -              | -              | -               | -                               | -   |
| 33               | Papua Barat          | -                | -              | -              | -               | -                               | -   |
| <b>Indonesia</b> |                      | <b>24 974</b>    | <b>204 560</b> | <b>8 469</b>   | <b>238 003</b>  | <b>265 813</b>                  | <b>1 299,44</b>                           |

Wujud Produksi / Production : Karet kering / Dried Natural Rubber

Tabel 6.2 Luas Areal dan Produksi Karet Perkebunan Besar Negara Menurut Propinsi dan Keadaan Tanaman, 2007  
 Table 6.2 Rubber Area and Production of Government Plantations by Province and Condition of Crops, 2007

| No.              | Propinsi<br>Province | Luas / Area (Ha) |                |                |                 | Produksi<br>Production<br>(Ton) | Rata-rata<br>Produksi<br>Yield<br>(Kg/Ha) |
|------------------|----------------------|------------------|----------------|----------------|-----------------|---------------------------------|---|
|                  |                      | TBM<br>Immature  | TM<br>Mature   | TTM<br>Damaged | Jumlah<br>Total |                                 |   |
| (1)              | (2)                  | (3)              | (4)            | (5)            | (6)             | (7)                             | (8)                                       |
| 1                | N.A.D                | 483              | 11 148         | 360            | 11 991          | 12 377                          | 1 110,24                                  |
| 2                | Sumatera Utara       | 7 080            | 63 147         | 4 100          | 74 327          | 85 589                          | 1 355,39                                  |
| 3                | Sumatera Barat       | -                | -              | -              | -               | -                               | -   |
| 4                | Riau                 | 0                | 14 253         | 0              | 14 253          | 19 222                          | 1 348,63                                  |
| 5                | Kepulauan Riau       | -                | -              | -              | -               | -                               | -   |
| 6                | Jambi                | -                | -              | -              | -               | -                               | -   |
| 7                | Sumatera Selatan     | 1 820            | 11 376         | 268            | 13 464          | 15 662                          | 1 376,76                                  |
| 8                | Bangka Belitung      | -                | -              | -              | -               | -                               | -   |
| 9                | Bengkulu             | 199              | 11 060         | 0              | 11 259          | 14 263                          | 1 289,60                                  |
| 10               | Lampung              | 1 399            | 15 608         | 0              | 17 007          | 25 924                          | 1 660,94                                  |
| 11               | DKI Jakarta          | -                | -              | -              | -               | -                               | -   |
| 12               | Jawa Barat           | 2 352            | 17 107         | 1 100          | 20 559          | 25 525                          | 1 492,08                                  |
| 13               | Banten               | 241              | 992            | 5              | 1 238           | 1 225                           | 1 234,88                                  |
| 14               | Jawa Tengah          | 2 873            | 20 940         | 1 470          | 25 283          | 28 117                          | 1 342,74                                  |
| 15               | D.I. Yogyakarta      | -                | -              | -              | -               | -                               | -   |
| 16               | Jawa Timur           | 1 909            | 11 960         | 150            | 14 019          | 17 228                          | 1 440,47                                  |
| 17               | Bali                 | -                | -              | -              | -               | -                               | -   |
| 18               | Nusa Tenggara Barat  | -                | -              | -              | -               | -                               | -   |
| 19               | Nusa Tenggara Timur  | -                | -              | -              | -               | -                               | -   |
| 20               | Kalimantan Barat     | 0                | 3 366          | 121            | 3 487           | 3 302                           | 980,99                                    |
| 21               | Kalimantan Tengah    | 278              | 4 322          | 102            | 4 702           | 5 607                           | 1 297,32                                  |
| 22               | Kalimantan Selatan   | 4 026            | 11 443         | 621            | 16 090          | 13 752                          | 1 201,78                                  |
| 23               | Kalimantan Timur     | 0                | 3 875          | 87             | 3 962           | 4 325                           | 1 116,13                                  |
| 24               | Sulawesi Utara       | -                | -              | -              | -               | -                               | -   |
| 25               | Gorontalo            | -                | -              | -              | -               | -                               | -   |
| 26               | Sulawesi Tengah      | 1 899            | 3 397          | 0              | 5 296           | 3 497                           | 1 029,44                                  |
| 27               | Sulawesi Selatan     | -                | -              | -              | -               | -                               | -   |
| 28               | Sulawesi Barat       | -                | -              | -              | -               | -                               | -   |
| 29               | Sulawesi Tenggara    | -                | -              | -              | -               | -                               | -   |
| 30               | Maluku               | 0                | 1 309          | 0              | 1 309           | 1 585                           | 1 211,01                                  |
| 31               | Maluku Utara         | -                | -              | -              | -               | -                               | -   |
| 32               | Papua                | -                | -              | -              | -               | -                               | -   |
| 33               | Papua Barat          | -                | -              | -              | -               | -                               | -   |
| <b>INDONESIA</b> |                      | <b>24 559</b>    | <b>205 303</b> | <b>8 384</b>   | <b>238 246</b>  | <b>277 200</b>                  | <b>1 350,20</b>                           |

Wujud Produksi / Production : Karet kering / Dried Natural Rubber



Tabel 6.3 Luas Areal dan Produksi Karet Perkebunan Besar Negara Menurut Propinsi dan Keadaan Tanaman, 2008\*)  
 Table 6.3 Rubber Area and Production of of Government Plantations by Province and Condition of Crops, 2008\*)

| No.              | Propinsi<br>Province | Luas / Area (Ha) |                |                |                 | Produksi<br>Production<br>(Ton) | Rata-rata<br>Produksi<br>Yield<br>(Kg/Ha) |
|------------------|----------------------|------------------|----------------|----------------|-----------------|---------------------------------|---|
|                  |                      | TBM<br>Immature  | TM<br>Mature   | TTM<br>Damaged | Jumlah<br>Total |                                 |   |
| (1)              | (2)                  | (3)              | (4)            | (5)            | (6)             | (7)                             | (8)                                       |
| 1                | N.A.D                | 392              | 11 716         | 317            | 12 425          | 13 126                          | 1 120,35                                  |
| 2                | Sumatera Utara       | 7 038            | 66 365         | 3 611          | 77 014          | 90 768                          | 1 367,71                                  |
| 3                | Sumatera Barat       | -                | -              | -              | -               | -                               | -   |
| 4                | Riau                 | 0                | 14 253         | 0              | 14 253          | 20 385                          | 1 430,23                                  |
| 5                | Kepulauan Riau       | -                | -              | -              | -               | -                               | -   |
| 6                | Jambi                | -                | -              | -              | -               | -                               | -   |
| 7                | Sumatera Selatan     | 1 759            | 11 956         | 236            | 13 951          | 16 610                          | 1 389,26                                  |
| 8                | Bangka Belitung      | -                | -              | -              | -               | -                               | -   |
| 9                | Bengkulu             | 42               | 11 624         | 0              | 11 666          | 15 126                          | 1 301,27                                  |
| 10               | Lampung              | 1 219            | 16 403         | 0              | 17 622          | 27 493                          | 1 676,10                                  |
| 11               | DKI Jakarta          | -                | -              | -              | -               | -                               | -   |
| 12               | Jawa Barat           | 2 354            | 17 979         | 969            | 21 302          | 27 069                          | 1 505,59                                  |
| 13               | Banten               | 241              | 992            | 5              | 1 238           | 1 299                           | 1 309,48                                  |
| 14               | Jawa Tengah          | 2 895            | 22 007         | 1 295          | 26 197          | 29 818                          | 1 354,93                                  |
| 15               | D.I. Yogyakarta      | -                | -              | -              | -               | -                               | -   |
| 16               | Jawa Timur           | 1 824            | 12 570         | 132            | 14 526          | 18 270                          | 1 453,46                                  |
| 17               | Bali                 | -                | -              | -              | -               | -                               | -   |
| 18               | Nusa Tenggara Barat  | -                | -              | -              | -               | -                               | -   |
| 19               | Nusa Tenggara Timur  | -                | -              | -              | -               | -                               | -   |
| 20               | Kalimantan Barat     | 0                | 3 366          | 121            | 3 487           | 3 502                           | 1 040,40                                  |
| 21               | Kalimantan Tengah    | 278              | 4 322          | 102            | 4 702           | 5 946                           | 1 375,75                                  |
| 22               | Kalimantan Selatan   | 4 099            | 12 026         | 547            | 16 672          | 14 584                          | 1 212,71                                  |
| 23               | Kalimantan Timur     | 0                | 3 875          | 87             | 3 962           | 4 587                           | 1 183,74                                  |
| 24               | Sulawesi Utara       | -                | -              | -              | -               | -                               | -   |
| 25               | Gorontalo            | -                | -              | -              | -               | -                               | -   |
| 26               | Sulawesi Tengah      | 1 899            | 3 397          | 0              | 5 296           | 3 709                           | 1 091,85                                  |
| 27               | Sulawesi Selatan     | -                | -              | -              | -               | -                               | -   |
| 28               | Sulawesi Barat       | -                | -              | -              | -               | -                               | -   |
| 29               | Sulawesi Tenggara    | -                | -              | -              | -               | -                               | -   |
| 30               | Maluku               | 0                | 1 485          | 0              | 1 485           | 1 680                           | 1 131,31                                  |
| 31               | Maluku Utara         | -                | -              | -              | -               | -                               | -   |
| 32               | Papua                | -                | -              | -              | -               | -                               | -   |
| 33               | Papua Barat          | -                | -              | -              | -               | -                               | -   |
| <b>INDONESIA</b> |                      | <b>24 040</b>    | <b>214 336</b> | <b>7 422</b>   | <b>245 798</b>  | <b>293 972</b>                  | <b>1 371,55</b>                           |

Wujud Produksi / Production : Karet kering / Dried Natural Rubber

\*) Angka Sementara / Preliminary Figures

Tabel 7.1 Luas Areal dan Produksi Karet Perkebunan Besar Swasta Menurut Propinsi dan Keadaan Tanaman, 2006  
 Table 7.1 Rubber Area and Production of Private Plantations by Province and Condition of Crops, 2006

| No.              | Propinsi<br>Province | Luas / Area (Ha) |                |                |                 | Produksi<br>Production<br>( Ton ) | Rata-rata<br>Produksi<br>Yield<br>(Kg/Ha) |
|------------------|----------------------|------------------|----------------|----------------|-----------------|-----------------------------------|---|
|                  |                      | TBM<br>Immature  | TM<br>Mature   | TTM<br>Damaged | Jumlah<br>Total |                                   |   |
| (1)              | (2)                  | (3)              | (4)            | (5)            | (6)             | (7)                               | (8)                                       |
| 1                | N.A.D                | 3 684            | 6 636          | 5 500          | 15 820          | 7 100                             | 1 069,92                                  |
| 2                | Sumatera Utara       | 11 580           | 79 975         | 2 684          | 94 239          | 133 960                           | 1 675,02                                  |
| 3                | Sumatera Barat       | 0                | 1 662          | 46             | 1 708           | 2 250                             | 1 353,79                                  |
| 4                | Riau                 | 16 260           | 21 200         | 540            | 38 000          | 32 731                            | 1 543,92                                  |
| 5                | Kepulauan Riau       | 4 281            | 1 243          | 66             | 5 590           | 1 920                             | 1 544,65                                  |
| 6                | Jambi                | 183              | 2 255          | 20             | 2 458           | 2 940                             | 1 303,77                                  |
| 7                | Sumatera Selatan     | 5 123            | 15 195         | 2 900          | 23 218          | 24 585                            | 1 617,97                                  |
| 8                | Bangka Belitung      | -                | -              | -              | -               | -                                 | -   |
| 9                | Bengkulu             | 25               | 1 289          | 83             | 1 397           | 1 630                             | 1 264,55                                  |
| 10               | Lampung              | 148              | 4 192          | 10             | 4 350           | 5 960                             | 1 421,76                                  |
| 11               | DKI Jakarta          | -                | -              | -              | -               | -                                 | -   |
| 12               | Jawa Barat           | 5 618            | 18 912         | 4 500          | 29 030          | 27 145                            | 1 435,33                                  |
| 13               | Banten               | 444              | 3 192          | 652            | 4 288           | 4 550                             | 1 425,44                                  |
| 14               | Jawa Tengah          | 748              | 4 537          | 477            | 5 762           | 6 165                             | 1 358,83                                  |
| 15               | D.I. Yogyakarta      | -                | -              | -              | -               | -                                 | -   |
| 16               | Jawa Timur           | 1 013            | 3 795          | 201            | 5 009           | 5 735                             | 1 511,20                                  |
| 17               | Bali                 | 3                | 98             | 0              | 101             | 105                               | 1 071,43                                  |
| 18               | Nusa Tenggara Barat  | -                | -              | -              | -               | -                                 | -   |
| 19               | Nusa Tenggara Timur  | -                | -              | -              | -               | -                                 | -   |
| 20               | Kalimantan Barat     | 3 218            | 4 933          | 1 316          | 9 467           | 6 725                             | 1 363,27                                  |
| 21               | Kalimantan Tengah    | 3 974            | 1 840          | 0              | 5 814           | 2 235                             | 1 214,67                                  |
| 22               | Kalimantan Selatan   | 7 615            | 7 129          | 603            | 15 347          | 11 790                            | 1 653,81                                  |
| 23               | Kalimantan Timur     | 42               | 2 514          | 269            | 2 825           | 2 930                             | 1 165,47                                  |
| 24               | Sulawesi Utara       | -                | -              | -              | -               | -                                 | -   |
| 25               | Gorontalo            | -                | -              | -              | -               | -                                 | -   |
| 26               | Sulawesi Tengah      | 3 930            | 413            | 0              | 4 343           | 615                               | 1 489,10                                  |
| 27               | Sulawesi Selatan     | 262              | 5 605          | 0              | 5 867           | 6 930                             | 1 236,40                                  |
| 28               | Sulawesi Barat       | 0                | 809            | 0              | 809             | 820                               | 1 013,60                                  |
| 29               | Sulawesi Tenggara    | -                | -              | -              | -               | -                                 | -   |
| 30               | Maluku               | -                | -              | -              | -               | -                                 | -   |
| 31               | Maluku Utara         | -                | -              | -              | -               | -                                 | -   |
| 32               | Papua                | -                | -              | -              | -               | -                                 | -   |
| 33               | Papua Barat          | -                | -              | -              | -               | -                                 | -   |
| <b>Indonesia</b> |                      | <b>68 151</b>    | <b>187 424</b> | <b>19 867</b>  | <b>275 442</b>  | <b>288 821</b>                    | <b>1 541,00</b>                           |

Wujud Produksi / Production : Karet kering / Dried Natural Rubber

Tabel 7.2 Luas Areal dan Produksi Karet Perkebunan Besar Swasta Menurut Propinsi dan Keadaan Tanaman, 2007  
 Table 7.2 Rubber Area and Production of Private Plantations by Province and Condition of Crops, 2007

| No.              | Propinsi<br>Province | Luas / Area (Ha) |                |                |                 | Produksi<br>Production<br>( Ton ) | Rata-rata<br>Produksi<br>Yield<br>(Kg/Ha) |
|------------------|----------------------|------------------|----------------|----------------|-----------------|-----------------------------------|---|
|                  |                      | TBM<br>Immature  | TM<br>Mature   | TTM<br>Damaged | Jumlah<br>Total |                                   |   |
| (1)              | (2)                  | (3)              | (4)            | (5)            | (6)             | (7)                               | (8)                                       |
| 1                | N.A.D                | 3 940            | 6 752          | 5 400          | 16 092          | 8 319                             | 1 232,08                                  |
| 2                | Sumatera Utara       | 13 110           | 80 186         | 2 600          | 95 896          | 136 654                           | 1 704,21                                  |
| 3                | Sumatera Barat       | 0                | 1 662          | 46             | 1 708           | 2 360                             | 1 419,98                                  |
| 4                | Riau                 | 16 233           | 21 872         | 540            | 38 645          | 33 775                            | 1 544,21                                  |
| 5                | Kepulauan Riau       | 4 364            | 1 253          | 66             | 5 683           | 1 934                             | 1 543,50                                  |
| 6                | Jambi                | 280              | 2 260          | 20             | 2 560           | 3 265                             | 1 444,69                                  |
| 7                | Sumatera Selatan     | 5 488            | 15 332         | 2 800          | 23 620          | 27 632                            | 1 802,24                                  |
| 8                | Bangka Belitung      | -                | -              | -              | -               | -                                 | -   |
| 9                | Bengkulu             | 28               | 1 289          | 83             | 1 400           | 1 670                             | 1 295,58                                  |
| 10               | Lampung              | 207              | 4 205          | 10             | 4 422           | 6 389                             | 1 519,38                                  |
| 11               | DKI Jakarta          | -                | -              | -              | -               | -                                 | -   |
| 12               | Jawa Barat           | 5 996            | 19 030         | 4 490          | 29 516          | 28 644                            | 1 505,20                                  |
| 13               | Banten               | 518              | 3 203          | 650            | 4 371           | 4 570                             | 1 426,79                                  |
| 14               | Jawa Tengah          | 833              | 4 555          | 470            | 5 858           | 6 404                             | 1 405,93                                  |
| 15               | D.I. Yogyakarta      | -                | -              | -              | -               | -                                 | -   |
| 16               | Jawa Timur           | 1 037            | 3 854          | 201            | 5 092           | 6 299                             | 1 634,41                                  |
| 17               | Bali                 | 3                | 98             | 0              | 101             | 120                               | 1 224,49                                  |
| 18               | Nusa Tenggara Barat  | -                | -              | -              | -               | -                                 | -   |
| 19               | Nusa Tenggara Timur  | -                | -              | -              | -               | -                                 | -   |
| 20               | Kalimantan Barat     | 3 320            | 4 987          | 1 325          | 9 632           | 7 242                             | 1 452,18                                  |
| 21               | Kalimantan Tengah    | 4 047            | 1 869          | 0              | 5 916           | 2 340                             | 1 252,01                                  |
| 22               | Kalimantan Selatan   | 7 617            | 7 430          | 557            | 15 604          | 12 518                            | 1 684,79                                  |
| 23               | Kalimantan Timur     | 117              | 2 514          | 269            | 2 900           | 3 330                             | 1 324,58                                  |
| 24               | Sulawesi Utara       | -                | -              | -              | -               | -                                 | -   |
| 25               | Gorontalo            | -                | -              | -              | -               | -                                 | -   |
| 26               | Sulawesi Tengah      | -                | -              | -              | -               | -                                 | -   |
| 27               | Sulawesi Selatan     | 349              | 5 618          | 0              | 5 967           | 6 955                             | 1 237,99                                  |
| 28               | Sulawesi Barat       | 0                | 809            | 0              | 809             | 866                               | 1 070,46                                  |
| 29               | Sulawesi Tenggara    | -                | -              | -              | -               | -                                 | -   |
| 30               | Maluku               | -                | -              | -              | -               | -                                 | -   |
| 31               | Maluku Utara         | -                | -              | -              | -               | -                                 | -   |
| 32               | Papua                | -                | -              | -              | -               | -                                 | -   |
| 33               | Papua Barat          | -                | -              | -              | -               | -                                 | -   |
| <b>INDONESIA</b> |                      | <b>67 487</b>    | <b>188 778</b> | <b>19 527</b>  | <b>275 792</b>  | <b>301 286</b>                    | <b>1 595,98</b>                           |

Wujud Produksi / Production : Karet kering / Dried Natural Rubber

Tabel 7.3 Luas Areal dan Produksi Karet Perkebunan Besar Swasta Menurut Propinsi dan Keadaan Tanaman, 2008\*)  
 Table 7.3 Rubber Area and Production of Private Plantations by Province and Condition of Crops, 2008\*)

| No.              | Propinsi<br>Province | Luas / Area (Ha) |                |                |                 | Produksi<br>Production<br>( Ton ) | Rata-rata<br>Produksi<br>Yield<br>(Kg/Ha) |
|------------------|----------------------|------------------|----------------|----------------|-----------------|-----------------------------------|---|
|                  |                      | TBM<br>Immature  | TM<br>Mature   | TTM<br>Damaged | Jumlah<br>Total |                                   |   |
| (1)              | (2)                  | (3)              | (4)            | (5)            | (6)             | (7)                               | (8)                                       |
| 1                | N.A.D                | 4 590            | 7 112          | 4 716          | 16 418          | 8 822                             | 1 240,44                                  |
| 2                | Sumatera Utara       | 11 101           | 84 467         | 2 271          | 97 839          | 144 922                           | 1 715,72                                  |
| 3                | Sumatera Barat       | 0                | 1 662          | 46             | 1 708           | 2 503                             | 1 506,02                                  |
| 4                | Riau                 | 15 916           | 23 040         | 472            | 39 428          | 35 819                            | 1 554,64                                  |
| 5                | Kepulauan Riau       | 4 334            | 1 263          | 86             | 5 683           | 2 051                             | 1 623,91                                  |
| 6                | Jambi                | 280              | 2 260          | 20             | 2 560           | 3 463                             | 1 532,30                                  |
| 7                | Sumatera Selatan     | 5 502            | 16 150         | 2 446          | 24 098          | 29 304                            | 1 814,49                                  |
| 8                | Bangka Belitung      | -                | -              | -              | -               | -                                 | -   |
| 9                | Bengkulu             | 28               | 1 289          | 83             | 1 400           | 1 771                             | 1 373,93                                  |
| 10               | Lampung              | 207              | 4 205          | 10             | 4 422           | 6 776                             | 1 611,41                                  |
| 11               | DKI Jakarta          | -                | -              | -              | -               | -                                 | -   |
| 12               | Jawa Barat           | 6 146            | 20 046         | 3 922          | 30 114          | 30 377                            | 1 515,36                                  |
| 13               | Banten               | 528              | 3 203          | 640            | 4 371           | 4 847                             | 1 513,27                                  |
| 14               | Jawa Tengah          | 873              | 4 545          | 440            | 5 858           | 6 791                             | 1 494,17                                  |
| 15               | D.I. Yogyakarta      | -                | -              | -              | -               | -                                 | -   |
| 16               | Jawa Timur           | 1 017            | 3 854          | 221            | 5 092           | 6 680                             | 1 733,26                                  |
| 17               | Bali                 | 3                | 98             | 0              | 101             | 127                               | 1 295,92                                  |
| 18               | Nusa Tenggara Barat  | -                | -              | -              | -               | -                                 | -   |
| 19               | Nusa Tenggara Timur  | -                | -              | -              | -               | -                                 | -   |
| 20               | Kalimantan Barat     | 3 417            | 5 253          | 1 157          | 9 827           | 7 680                             | 1 462,02                                  |
| 21               | Kalimantan Tengah    | 4 047            | 1 869          | 0              | 5 916           | 2 482                             | 1 327,98                                  |
| 22               | Kalimantan Selatan   | 7 607            | 7 827          | 486            | 15 920          | 13 275                            | 1 696,05                                  |
| 23               | Kalimantan Timur     | 117              | 2 514          | 269            | 2 900           | 3 531                             | 1 404,53                                  |
| 24               | Sulawesi Utara       | -                | -              | -              | -               | -                                 | -   |
| 25               | Gorontalo            | -                | -              | -              | -               | -                                 | -   |
| 26               | Sulawesi Tengah      | -                | -              | -              | -               | -                                 | -   |
| 27               | Sulawesi Selatan     | 349              | 5 618          | 0              | 5 967           | 7 376                             | 1 312,92                                  |
| 28               | Sulawesi Barat       | 0                | 809            | 0              | 809             | 918                               | 1 134,73                                  |
| 29               | Sulawesi Tenggara    | -                | -              | -              | -               | -                                 | -   |
| 30               | Maluku               | -                | -              | -              | -               | -                                 | -   |
| 31               | Maluku Utara         | -                | -              | -              | -               | -                                 | -   |
| 32               | Papua                | -                | -              | -              | -               | -                                 | -   |
| 33               | Papua Barat          | -                | -              | -              | -               | -                                 | -   |
| <b>INDONESIA</b> |                      | <b>66 062</b>    | <b>197 084</b> | <b>17 285</b>  | <b>280 431</b>  | <b>319 515</b>                    | <b>1 621,21</b>                           |

Wujud Produksi / Production : Karet kering / Dried Natural Rubber

\*) Angka Sementara / Preliminary Figures

Tabel 8.1 Produksi Karet Indonesia menurut Provinsi dan Bulan ( Ton ), 2007  
 Table 8.1 Rubber Production by Province and Month ( Ton ), 2007

| No.              | Propinsi<br>Province | Januari<br>January | Pebruari<br>February | Maret<br>March | April<br>April | Mei<br>May     |
|------------------|----------------------|--------------------|----------------------|----------------|----------------|----------------|
| (1)              | (2)                  | (3)                | (4)                  | (5)            | (6)            | (7)            |
| 1                | N.A.D                | 7 498              | 6 822                | 5 379          | 5 291          | 6 574          |
| 2                | Sumatera Utara       | 43 181             | 39 288               | 30 978         | 30 473         | 37 855         |
| 3                | Sumatera Barat       | 8 915              | 8 111                | 6 394          | 6 291          | 7 815          |
| 4                | Riau                 | 35 728             | 32 507               | 25 629         | 25 213         | 31 320         |
| 5                | Kepulauan Riau       | 2 226              | 2 026                | 1 597          | 1 571          | 1 952          |
| 6                | Jambi                | 29 539             | 26 876               | 21 190         | 20 845         | 25 895         |
| 7                | Sumatera Selatan     | 51 520             | 46 877               | 36 961         | 36 362         | 45 166         |
| 8                | Bangka Belitung      | 1 913              | 1 740                | 1 372          | 1 350          | 1 677          |
| 9                | Bengkulu             | 5 622              | 5 115                | 4 033          | 3 967          | 4 928          |
| 10               | Lampung              | 6 716              | 6 111                | 4 818          | 4 739          | 5 888          |
| 11               | DKI Jakarta          | -                  | -                    | -              | -              | -              |
| 12               | Jawa Barat           | 5 657              | 5 148                | 4 058          | 3 991          | 4 959          |
| 13               | Banten               | 1 501              | 1 366                | 1 077          | 1 059          | 1 317          |
| 14               | Jawa Tengah          | 3 382              | 3 077                | 2 426          | 2 387          | 2 965          |
| 15               | D.I. Yogyakarta      | -                  | -                    | -              | -              | -              |
| 16               | Jawa Timur           | 2 270              | 2 065                | 1 628          | 1 602          | 1 990          |
| 17               | Bali                 | 12                 | 11                   | 8              | 8              | 10             |
| 18               | Nusa Tenggara Barat  | -                  | -                    | -              | -              | -              |
| 19               | Nusa Tenggara Timur  | -                  | -                    | -              | -              | -              |
| 20               | Kalimantan Barat     | 25 930             | 23 592               | 18 601         | 18 298         | 22 731         |
| 21               | Kalimantan Tengah    | 19 184             | 17 454               | 13 761         | 13 538         | 16 817         |
| 22               | Kalimantan Selatan   | 10 690             | 9 724                | 7 667          | 7 542          | 9 370          |
| 23               | Kalimantan Timur     | 2 578              | 2 346                | 1 849          | 1 819          | 2 261          |
| 24               | Sulawesi Utara       | -                  | -                    | -              | -              | -              |
| 25               | Gorontalo            | -                  | -                    | -              | -              | -              |
| 26               | Sulawesi Tengah      | 540                | 492                  | 388            | 381            | 474            |
| 27               | Sulawesi Selatan     | 815                | 741                  | 584            | 574            | 714            |
| 28               | Sulawesi Barat       | 120                | 108                  | 86             | 84             | 104            |
| 29               | Sulawesi Tenggara    | -                  | -                    | -              | -              | -              |
| 30               | Maluku               | 153                | 139                  | 110            | 108            | 134            |
| 31               | Maluku Utara         | -                  | -                    | -              | -              | -              |
| 32               | Papua                | 157                | 143                  | 112            | 111            | 137            |
| 33               | Papua Barat          | 3                  | 3                    | 2              | 2              | 2              |
| <b>INDONESIA</b> |                      | <b>265 850</b>     | <b>241 882</b>       | <b>190 708</b> | <b>187 606</b> | <b>233 055</b> |

Wujud Produksi / Production : Karet kering / Dried Natural Rubber

| Juni<br><i>June</i> | Juli<br><i>July</i> | Agustus<br><i>August</i> | September<br><i>September</i> | Oktober<br><i>October</i> | Nopember<br><i>November</i> | Desember<br><i>December</i> | Jumlah<br><i>Total</i> |
|---------------------|---------------------|--------------------------|-------------------------------|---------------------------|-----------------------------|-----------------------------|------------------------|
| (8)                 | (9)                 | (10)                     | (11)                          | (12)                      | (13)                        | (14)                        | (15)                   |
| 6 550               | 6 869               | 6 568                    | 6 239                         | 6 378                     | 6 771                       | 6 772                       | 77 711                 |
| 37 721              | 39 554              | 37 830                   | 35 927                        | 36 721                    | 38 996                      | 39 005                      | 447 529                |
| 7 787               | 8 167               | 7 809                    | 7 416                         | 7 581                     | 8 050                       | 8 051                       | 92 387                 |
| 31 208              | 32 729              | 31 297                   | 29 723                        | 30 380                    | 32 265                      | 32 268                      | 370 267                |
| 1 944               | 2 039               | 1 950                    | 1 852                         | 1 893                     | 2 011                       | 2 009                       | 23 070                 |
| 25 802              | 27 059              | 25 876                   | 24 575                        | 25 118                    | 26 675                      | 26 677                      | 306 127                |
| 45 008              | 47 200              | 45 136                   | 42 865                        | 43 811                    | 46 525                      | 46 540                      | 533 971                |
| 1 671               | 1 752               | 1 675                    | 1 591                         | 1 626                     | 1 727                       | 1 727                       | 19 821                 |
| 4 911               | 5 151               | 4 925                    | 4 677                         | 4 780                     | 5 078                       | 5 077                       | 58 264                 |
| 5 866               | 6 152               | 5 883                    | 5 588                         | 5 711                     | 6 066                       | 6 069                       | 69 607                 |
| -                   | -                   | -                        | -                             | -                         | -                           | -                           | -                      |
| 4 940               | 5 182               | 4 955                    | 4 705                         | 4 809                     | 5 108                       | 5 110                       | 58 622                 |
| 1 311               | 1 375               | 1 315                    | 1 249                         | 1 278                     | 1 356                       | 1 356                       | 15 560                 |
| 2 955               | 3 098               | 2 963                    | 2 814                         | 2 876                     | 3 054                       | 3 056                       | 35 053                 |
| -                   | -                   | -                        | -                             | -                         | -                           | -                           | -                      |
| 1 983               | 2 080               | 1 988                    | 1 889                         | 1 931                     | 2 050                       | 2 051                       | 23 527                 |
| 10                  | 11                  | 10                       | 10                            | 10                        | 10                          | 10                          | 120                    |
| -                   | -                   | -                        | -                             | -                         | -                           | -                           | -                      |
| -                   | -                   | -                        | -                             | -                         | -                           | -                           | -                      |
| 22 648              | 23 751              | 22 713                   | 21 572                        | 22 048                    | 23 416                      | 23 421                      | 268 721                |
| 16 757              | 17 574              | 16 805                   | 15 960                        | 16 313                    | 17 324                      | 17 326                      | 198 813                |
| 9 335               | 9 792               | 9 361                    | 8 893                         | 9 088                     | 9 650                       | 9 649                       | 110 761                |
| 2 253               | 2 361               | 2 259                    | 2 144                         | 2 193                     | 2 329                       | 2 331                       | 26 723                 |
| -                   | -                   | -                        | -                             | -                         | -                           | -                           | -                      |
| -                   | -                   | -                        | -                             | -                         | -                           | -                           | -                      |
| 473                 | 495                 | 474                      | 450                           | 460                       | 489                         | 487                         | 5 603                  |
| 712                 | 747                 | 714                      | 678                           | 693                       | 736                         | 736                         | 8 444                  |
| 104                 | 110                 | 104                      | 100                           | 101                       | 107                         | 107                         | 1 235                  |
| -                   | -                   | -                        | -                             | -                         | -                           | -                           | -                      |
| 134                 | 140                 | 134                      | 127                           | 130                       | 138                         | 138                         | 1 585                  |
| -                   | -                   | -                        | -                             | -                         | -                           | -                           | -                      |
| 137                 | 144                 | 137                      | 130                           | 133                       | 142                         | 142                         | 1 625                  |
| 2                   | 2                   | 2                        | 2                             | 2                         | 2                           | 2                           | 26                     |
| <b>232 222</b>      | <b>243 534</b>      | <b>232 883</b>           | <b>221 176</b>                | <b>226 064</b>            | <b>240 075</b>              | <b>240 117</b>              | <b>2 755 172</b>       |

Tabel 8.2 Produksi Karet Indonesia menurut Provinsi dan Bulan ( Ton ),2008\*)

Table 8.2 Rubber Production by Province and Month ( Ton ),2008\*)

| No.              | Propinsi<br>Province | Januari<br>January | Pebruari<br>February | Maret<br>March | April<br>April | Mei<br>May     |
|------------------|----------------------|--------------------|----------------------|----------------|----------------|----------------|
| (1)              | (2)                  | (3)                | (4)                  | (5)            | (6)            | (7)            |
| 1                | N.A.D                | 7 968              | 7 153                | 6 084          | 5 848          | 7 333          |
| 2                | Sumatera Utara       | 46 607             | 41 841               | 35 591         | 34 216         | 42 900         |
| 3                | Sumatera Barat       | 9 436              | 8 471                | 7 206          | 6 928          | 8 685          |
| 4                | Riau                 | 37 377             | 33 556               | 28 543         | 27 438         | 34 405         |
| 5                | Kepulauan Riau       | 2 299              | 2 063                | 1 754          | 1 688          | 2 116          |
| 6                | Jambi                | 32 322             | 29 018               | 24 683         | 23 727         | 29 752         |
| 7                | Sumatera Selatan     | 54 613             | 49 028               | 41 705         | 40 093         | 50 270         |
| 8                | Bangka Belitung      | 2 017              | 1 810                | 1 540          | 1 480          | 1 856          |
| 9                | Bengkulu             | 5 851              | 5 254                | 4 468          | 4 295          | 5 386          |
| 10               | Lampung              | 7 198              | 6 462                | 5 497          | 5 284          | 6 625          |
| 11               | DKI Jakarta          | -                  | -                    | -              | -              | -              |
| 12               | Jawa Barat           | 6 030              | 5 414                | 4 607          | 4 427          | 5 553          |
| 13               | Banten               | 1 569              | 1 408                | 1 199          | 1 152          | 1 446          |
| 14               | Jawa Tengah          | 3 618              | 3 248                | 2 763          | 2 656          | 3 330          |
| 15               | D.I. Yogyakarta      | -                  | -                    | -              | -              | -              |
| 16               | Jawa Timur           | 2 428              | 2 180                | 1 854          | 1 782          | 2 235          |
| 17               | Bali                 | 12                 | 11                   | 9              | 10             | 12             |
| 18               | Nusa Tenggara Barat  | -                  | -                    | -              | -              | -              |
| 19               | Nusa Tenggara Timur  | -                  | -                    | -              | -              | -              |
| 20               | Kalimantan Barat     | 28 563             | 25 643               | 21 813         | 20 968         | 26 291         |
| 21               | Kalimantan Tengah    | 20 472             | 18 379               | 15 633         | 15 028         | 18 845         |
| 22               | Kalimantan Selatan   | 11 236             | 10 087               | 8 581          | 8 248          | 10 341         |
| 23               | Kalimantan Timur     | 2 809              | 2 523                | 2 145          | 2 062          | 2 585          |
| 24               | Sulawesi Utara       | -                  | -                    | -              | -              | -              |
| 25               | Gorontalo            | -                  | -                    | -              | -              | -              |
| 26               | Sulawesi Tengah      | 566                | 508                  | 432            | 415            | 520            |
| 27               | Sulawesi Selatan     | 909                | 815                  | 694            | 667            | 836            |
| 28               | Sulawesi Barat       | 127                | 114                  | 97             | 94             | 119            |
| 29               | Sulawesi Tenggara    | -                  | -                    | -              | -              | -              |
| 30               | Maluku               | 164                | 147                  | 125            | 120            | 151            |
| 31               | Maluku Utara         | -                  | -                    | -              | -              | -              |
| 32               | Papua                | 169                | 152                  | 129            | 124            | 156            |
| 33               | Papua Barat          | 3                  | 2                    | 2              | 2              | 2              |
| <b>INDONESIA</b> |                      | <b>284 363</b>     | <b>255 287</b>       | <b>217 154</b> | <b>208 752</b> | <b>261 750</b> |

Wujud Produksi / Production : Karet kering / Dried Natural Rubber

\*) Angka Sementara / Preliminary Figures

| Juni<br><i>June</i> | Juli<br><i>July</i> | Agustus<br><i>August</i> | September<br><i>September</i> | Oktober<br><i>October</i> | Nopember<br><i>November</i> | Desember<br><i>December</i> | Jumlah<br><i>Total</i> |
|---------------------|---------------------|--------------------------|-------------------------------|---------------------------|-----------------------------|-----------------------------|------------------------|
| (8)                 | (9)                 | (10)                     | (11)                          | (12)                      | (13)                        | (14)                        | (15)                   |
| 6 627               | 7 153               | 6 627                    | 6 174                         | 6 011                     | 6 265                       | 8 619                       | 81 862                 |
| 38 769              | 41 842              | 38 764                   | 36 122                        | 35 169                    | 36 652                      | 50 422                      | 478 895                |
| 7 850               | 8 471               | 7 849                    | 7 313                         | 7 119                     | 7 419                       | 10 209                      | 96 956                 |
| 31 091              | 33 556              | 31 089                   | 28 969                        | 28 203                    | 29 392                      | 40 436                      | 384 055                |
| 1 912               | 2 062               | 1 912                    | 1 782                         | 1 735                     | 1 808                       | 2 487                       | 23 618                 |
| 26 887              | 29 018              | 26 883                   | 25 051                        | 24 389                    | 25 418                      | 34 968                      | 332 116                |
| 45 429              | 49 028              | 45 424                   | 42 325                        | 41 209                    | 42 946                      | 59 083                      | 561 153                |
| 1 677               | 1 810               | 1 677                    | 1 563                         | 1 522                     | 1 586                       | 2 182                       | 20 720                 |
| 4 867               | 5 254               | 4 867                    | 4 534                         | 4 415                     | 4 602                       | 6 329                       | 60 122                 |
| 5 988               | 6 462               | 5 987                    | 5 579                         | 5 432                     | 5 661                       | 7 785                       | 73 960                 |
| -                   | -                   | -                        | -                             | -                         | -                           | -                           | -                      |
| 5 017               | 5 414               | 5 016                    | 4 674                         | 4 551                     | 4 743                       | 6 526                       | 61 972                 |
| 1 304               | 1 408               | 1 306                    | 1 217                         | 1 185                     | 1 234                       | 1 696                       | 16 124                 |
| 3 010               | 3 248               | 3 010                    | 2 804                         | 2 731                     | 2 847                       | 3 913                       | 37 178                 |
| -                   | -                   | -                        | -                             | -                         | -                           | -                           | -                      |
| 2 020               | 2 180               | 2 020                    | 1 882                         | 1 833                     | 1 909                       | 2 627                       | 24 950                 |
| 10                  | 11                  | 10                       | 10                            | 9                         | 10                          | 13                          | 127                    |
| -                   | -                   | -                        | -                             | -                         | -                           | -                           | -                      |
| -                   | -                   | -                        | -                             | -                         | -                           | -                           | -                      |
| 23 761              | 25 643              | 23 757                   | 22 137                        | 21 553                    | 22 462                      | 30 903                      | 293 494                |
| 17 029              | 18 379              | 17 027                   | 15 866                        | 15 446                    | 16 098                      | 22 147                      | 210 349                |
| 9 347               | 10 087              | 9 346                    | 8 708                         | 8 480                     | 8 836                       | 12 155                      | 115 452                |
| 2 336               | 2 523               | 2 336                    | 2 177                         | 2 119                     | 2 209                       | 3 039                       | 28 863                 |
| -                   | -                   | -                        | -                             | -                         | -                           | -                           | -                      |
| -                   | -                   | -                        | -                             | -                         | -                           | -                           | -                      |
| 470                 | 508                 | 470                      | 439                           | 428                       | 445                         | 612                         | 5 813                  |
| 756                 | 815                 | 755                      | 704                           | 686                       | 715                         | 982                         | 9 334                  |
| 106                 | 114                 | 106                      | 99                            | 96                        | 100                         | 140                         | 1 312                  |
| -                   | -                   | -                        | -                             | -                         | -                           | -                           | -                      |
| 136                 | 147                 | 136                      | 127                           | 121                       | 129                         | 177                         | 1 680                  |
| -                   | -                   | -                        | -                             | -                         | -                           | -                           | -                      |
| 141                 | 152                 | 141                      | 131                           | 128                       | 133                         | 184                         | 1 740                  |
| 2                   | 2                   | 2                        | 2                             | 2                         | 2                           | 4                           | 27                     |
| <b>236 542</b>      | <b>255 287</b>      | <b>236 517</b>           | <b>220 389</b>                | <b>214 572</b>            | <b>223 621</b>              | <b>307 638</b>              | <b>2 921 872</b>       |



Tabel 9.1 Produksi Karet Perkebunan Rakyat menurut Provinsi dan Bulan ( Ton ), 2007  
 Table 9.1 Rubber Production of Smallholders by Province and Month ( Ton ), 2007

| No.              | Propinsi<br>Province | Januari<br>January | Pebruari<br>February | Maret<br>March | April<br>April | Mei<br>May     |
|------------------|----------------------|--------------------|----------------------|----------------|----------------|----------------|
| (1)              | (2)                  | (3)                | (4)                  | (5)            | (6)            | (7)            |
| 1                | N.A.D                | 5 501              | 5 005                | 3 946          | 3 882          | 4 823          |
| 2                | Sumatera Utara       | 21 738             | 19 778               | 15 594         | 15 340         | 19 057         |
| 3                | Sumatera Barat       | 8 687              | 7 904                | 6 231          | 6 130          | 7 615          |
| 4                | Riau                 | 30 614             | 27 854               | 21 961         | 21 604         | 26 837         |
| 5                | Kepulauan Riau       | 2 039              | 1 856                | 1 463          | 1 439          | 1 788          |
| 6                | Jambi                | 29 224             | 26 589               | 20 964         | 20 623         | 25 619         |
| 7                | Sumatera Selatan     | 47 343             | 43 076               | 33 964         | 33 414         | 41 504         |
| 8                | Bangka Belitung      | 1 913              | 1 740                | 1 372          | 1 350          | 1 677          |
| 9                | Bengkulu             | 4 085              | 3 716                | 2 930          | 2 882          | 3 581          |
| 10               | Lampung              | 3 599              | 3 274                | 2 582          | 2 539          | 3 155          |
| 11               | DKI Jakarta          | -                  | -                    | -              | -              | -              |
| 12               | Jawa Barat           | 430                | 392                  | 308            | 303            | 377            |
| 13               | Banten               | 942                | 857                  | 676            | 665            | 826            |
| 14               | Jawa Tengah          | 51                 | 47                   | 37             | 36             | 45             |
| 15               | D.I. Yogyakarta      | -                  | -                    | -              | -              | -              |
| 16               | Jawa Timur           | -                  | -                    | -              | -              | -              |
| 17               | Bali                 | -                  | -                    | -              | -              | -              |
| 18               | Nusa Tenggara Barat  | -                  | -                    | -              | -              | -              |
| 19               | Nusa Tenggara Timur  | -                  | -                    | -              | -              | -              |
| 20               | Kalimantan Barat     | 24 912             | 22 666               | 17 871         | 17 580         | 21 839         |
| 21               | Kalimantan Tengah    | 18 417             | 16 757               | 13 211         | 12 997         | 16 145         |
| 22               | Kalimantan Selatan   | 8 153              | 7 418                | 5 848          | 5 753          | 7 147          |
| 23               | Kalimantan Timur     | 1 840              | 1 674                | 1 320          | 1 298          | 1 613          |
| 24               | Sulawesi Utara       | -                  | -                    | -              | -              | -              |
| 25               | Gorontalo            | -                  | -                    | -              | -              | -              |
| 26               | Sulawesi Tengah      | 203                | 185                  | 146            | 143            | 178            |
| 27               | Sulawesi Selatan     | 144                | 130                  | 103            | 100            | 126            |
| 28               | Sulawesi Barat       | 36                 | 32                   | 26             | 25             | 31             |
| 29               | Sulawesi Tenggara    | -                  | -                    | -              | -              | -              |
| 30               | Maluku               | -                  | -                    | -              | -              | -              |
| 31               | Maluku Utara         | -                  | -                    | -              | -              | -              |
| 32               | Papua                | 157                | 143                  | 112            | 111            | 137            |
| 33               | Papua Barat          | 3                  | 3                    | 2              | 2              | 2              |
| <b>INDONESIA</b> |                      | <b>210 031</b>     | <b>191 096</b>       | <b>150 667</b> | <b>148 216</b> | <b>184 122</b> |

Untuk Perkebunan Rakyat digunakan pola produksi bulanan dari Perkebunan Besar, karena tidak tersedia data produksi bulanan.  
 Ujuid Produksi / Production : Karet kering / Dried Natural Rubber

| Juni<br><i>June</i> | Juli<br><i>July</i> | Agustus<br><i>August</i> | September<br><i>September</i> | Oktober<br><i>October</i> | Nopember<br><i>November</i> | Desember<br><i>December</i> | Jumlah<br><i>Total</i> |
|---------------------|---------------------|--------------------------|-------------------------------|---------------------------|-----------------------------|-----------------------------|------------------------|
| (8)                 | (9)                 | (10)                     | (11)                          | (12)                      | (13)                        | (14)                        | (15)                   |
| 4 806               | 5 040               | 4 819                    | 4 577                         | 4 679                     | 4 968                       | 4 969                       | 57 015                 |
| 18 988              | 19 913              | 19 042                   | 18 085                        | 18 485                    | 19 632                      | 19 634                      | 225 286                |
| 7 588               | 7 958               | 7 610                    | 7 227                         | 7 387                     | 7 844                       | 7 846                       | 90 027                 |
| 26 741              | 28 044              | 26 817                   | 25 469                        | 26 032                    | 27 647                      | 27 650                      | 317 270                |
| 1 781               | 1 868               | 1 787                    | 1 697                         | 1 734                     | 1 842                       | 1 842                       | 21 136                 |
| 25 527              | 26 770              | 25 600                   | 24 313                        | 24 850                    | 26 390                      | 26 393                      | 302 862                |
| 41 359              | 43 373              | 41 476                   | 39 390                        | 40 259                    | 42 752                      | 42 767                      | 490 677                |
| 1 671               | 1 752               | 1 675                    | 1 591                         | 1 626                     | 1 727                       | 1 727                       | 19 821                 |
| 3 568               | 3 742               | 3 578                    | 3 398                         | 3 473                     | 3 689                       | 3 689                       | 42 331                 |
| 3 143               | 3 296               | 3 152                    | 2 994                         | 3 060                     | 3 250                       | 3 250                       | 37 294                 |
| -                   | -                   | -                        | -                             | -                         | -                           | -                           | -                      |
| 375                 | 394                 | 376                      | 357                           | 365                       | 388                         | 388                         | 4 453                  |
| 823                 | 863                 | 825                      | 784                           | 802                       | 851                         | 851                         | 9 765                  |
| 45                  | 47                  | 45                       | 43                            | 44                        | 46                          | 46                          | 532                    |
| -                   | -                   | -                        | -                             | -                         | -                           | -                           | -                      |
| -                   | -                   | -                        | -                             | -                         | -                           | -                           | -                      |
| -                   | -                   | -                        | -                             | -                         | -                           | -                           | -                      |
| -                   | -                   | -                        | -                             | -                         | -                           | -                           | -                      |
| 21 760              | 22 819              | 21 822                   | 20 726                        | 21 183                    | 22 497                      | 22 502                      | 258 177                |
| 16 087              | 16 871              | 16 133                   | 15 322                        | 15 661                    | 16 631                      | 16 634                      | 190 866                |
| 7 121               | 7 468               | 7 142                    | 6 783                         | 6 933                     | 7 362                       | 7 363                       | 84 491                 |
| 1 607               | 1 685               | 1 612                    | 1 530                         | 1 565                     | 1 662                       | 1 662                       | 19 068                 |
| -                   | -                   | -                        | -                             | -                         | -                           | -                           | -                      |
| -                   | -                   | -                        | -                             | -                         | -                           | -                           | -                      |
| 178                 | 186                 | 178                      | 169                           | 173                       | 184                         | 183                         | 2 106                  |
| 126                 | 132                 | 126                      | 120                           | 122                       | 130                         | 130                         | 1 489                  |
| 31                  | 33                  | 31                       | 30                            | 30                        | 32                          | 32                          | 369                    |
| -                   | -                   | -                        | -                             | -                         | -                           | -                           | -                      |
| -                   | -                   | -                        | -                             | -                         | -                           | -                           | -                      |
| -                   | -                   | -                        | -                             | -                         | -                           | -                           | -                      |
| 137                 | 144                 | 137                      | 130                           | 133                       | 142                         | 142                         | 1 625                  |
| 2                   | 2                   | 2                        | 2                             | 2                         | 2                           | 2                           | 26                     |
| <b>183 464</b>      | <b>192 400</b>      | <b>183 985</b>           | <b>174 737</b>                | <b>178 598</b>            | <b>189 668</b>              | <b>189 702</b>              | <b>2 176 686</b>       |

Tabel 9.2 Produksi Karet Perkebunan Rakyat menurut Provinsi dan Bulan ( Ton ), 2008\*

Table 9.2 Rubber Production of Smallholders by Province and Month ( Ton ), 2008\*

| No.              | Propinsi<br>Province | Januari<br>January | Pebruari<br>February | Maret<br>March | April<br>April | Mei<br>May     |
|------------------|----------------------|--------------------|----------------------|----------------|----------------|----------------|
| (1)              | (2)                  | (3)                | (4)                  | (5)            | (6)            | (7)            |
| 1                | N.A.D                | 5 832              | 5 235                | 4 453          | 4 280          | 5 367          |
| 2                | Sumatera Utara       | 23 669             | 21 249               | 18 075         | 17 376         | 21 787         |
| 3                | Sumatera Barat       | 9 192              | 8 252                | 7 020          | 6 749          | 8 461          |
| 4                | Riau                 | 31 907             | 28 645               | 24 366         | 23 423         | 29 370         |
| 5                | Kepulauan Riau       | 2 099              | 1 884                | 1 602          | 1 541          | 1 932          |
| 6                | Jambi                | 31 985             | 28 715               | 24 426         | 23 480         | 29 442         |
| 7                | Sumatera Selatan     | 50 144             | 45 017               | 38 293         | 36 811         | 46 157         |
| 8                | Bangka Belitung      | 2 017              | 1 810                | 1 540          | 1 480          | 1 856          |
| 9                | Bengkulu             | 4 207              | 3 777                | 3 212          | 3 088          | 3 872          |
| 10               | Lampung              | 3 863              | 3 468                | 2 950          | 2 836          | 3 556          |
| 11               | DKI Jakarta          | -                  | -                    | -              | -              | -              |
| 12               | Jawa Barat           | 440                | 395                  | 336            | 323            | 407            |
| 13               | Banten               | 971                | 872                  | 742            | 713            | 894            |
| 14               | Jawa Tengah          | 55                 | 50                   | 42             | 41             | 51             |
| 15               | D.I. Yogyakarta      | -                  | -                    | -              | -              | -              |
| 16               | Jawa Timur           | -                  | -                    | -              | -              | -              |
| 17               | Bali                 | -                  | -                    | -              | -              | -              |
| 18               | Nusa Tenggara Barat  | -                  | -                    | -              | -              | -              |
| 19               | Nusa Tenggara Timur  | -                  | -                    | -              | -              | -              |
| 20               | Kalimantan Barat     | 27 475             | 24 666               | 20 982         | 20 169         | 25 290         |
| 21               | Kalimantan Tengah    | 19 651             | 17 642               | 15 007         | 14 426         | 18 089         |
| 22               | Kalimantan Selatan   | 8 525              | 7 653                | 6 510          | 6 258          | 7 847          |
| 23               | Kalimantan Timur     | 2 019              | 1 813                | 1 542          | 1 482          | 1 858          |
| 24               | Sulawesi Utara       | -                  | -                    | -              | -              | -              |
| 25               | Gorontalo            | -                  | -                    | -              | -              | -              |
| 26               | Sulawesi Tengah      | 205                | 184                  | 156            | 150            | 188            |
| 27               | Sulawesi Selatan     | 191                | 171                  | 146            | 140            | 175            |
| 28               | Sulawesi Barat       | 38                 | 34                   | 29             | 28             | 35             |
| 29               | Sulawesi Tenggara    | -                  | -                    | -              | -              | -              |
| 30               | Maluku               | -                  | -                    | -              | -              | -              |
| 31               | Maluku Utara         | -                  | -                    | -              | -              | -              |
| 32               | Papua                | 169                | 152                  | 129            | 124            | 156            |
| 33               | Papua Barat          | 3                  | 2                    | 2              | 2              | 2              |
| <b>INDONESIA</b> |                      | <b>224 657</b>     | <b>201 686</b>       | <b>171 560</b> | <b>164 920</b> | <b>206 792</b> |

Untuk Perkebunan Rakyat digunakan pola produksi bulanan dari Perkebunan Besar, karena tidak tersedia data produksi bulanan.

Wujud Produksi / Production : Karet kering / Dried Natural Rubber

\*) Angka Sementara / Preliminary Figures

| Juni<br><i>June</i> | Juli<br><i>July</i> | Agustus<br><i>August</i> | September<br><i>September</i> | Oktober<br><i>October</i> | Nopember<br><i>November</i> | Desember<br><i>December</i> | Jumlah<br><i>Total</i> |
|---------------------|---------------------|--------------------------|-------------------------------|---------------------------|-----------------------------|-----------------------------|------------------------|
| (8)                 | (9)                 | (10)                     | (11)                          | (12)                      | (13)                        | (14)                        | (15)                   |
| 4 850               | 5 235               | 4 850                    | 4 519                         | 4 400                     | 4 585                       | 6 308                       | 59 914                 |
| 19 689              | 21 249              | 19 687                   | 18 344                        | 17 860                    | 18 613                      | 25 607                      | 243 205                |
| 7 647               | 8 252               | 7 646                    | 7 124                         | 6 936                     | 7 229                       | 9 945                       | 94 453                 |
| 26 541              | 28 645              | 26 539                   | 24 729                        | 24 076                    | 25 091                      | 34 519                      | 327 851                |
| 1 746               | 1 884               | 1 746                    | 1 627                         | 1 584                     | 1 651                       | 2 271                       | 21 567                 |
| 26 607              | 28 715              | 26 603                   | 24 789                        | 24 135                    | 25 153                      | 34 603                      | 328 653                |
| 41 712              | 45 017              | 41 707                   | 38 863                        | 37 837                    | 39 432                      | 54 249                      | 515 239                |
| 1 677               | 1 810               | 1 677                    | 1 563                         | 1 522                     | 1 586                       | 2 182                       | 20 720                 |
| 3 499               | 3 777               | 3 500                    | 3 260                         | 3 174                     | 3 308                       | 4 551                       | 43 225                 |
| 3 213               | 3 468               | 3 213                    | 2 994                         | 2 915                     | 3 038                       | 4 177                       | 39 691                 |
| -                   | -                   | -                        | -                             | -                         | -                           | -                           | -                      |
| 367                 | 395                 | 366                      | 341                           | 332                       | 346                         | 478                         | 4 526                  |
| 807                 | 872                 | 808                      | 753                           | 733                       | 764                         | 1 049                       | 9 978                  |
| 46                  | 50                  | 46                       | 43                            | 42                        | 44                          | 59                          | 569                    |
| -                   | -                   | -                        | -                             | -                         | -                           | -                           | -                      |
| -                   | -                   | -                        | -                             | -                         | -                           | -                           | -                      |
| -                   | -                   | -                        | -                             | -                         | -                           | -                           | -                      |
| -                   | -                   | -                        | -                             | -                         | -                           | -                           | -                      |
| -                   | -                   | -                        | -                             | -                         | -                           | -                           | -                      |
| 22 855              | 24 666              | 22 852                   | 21 294                        | 20 732                    | 21 606                      | 29 725                      | 282 312                |
| 16 347              | 17 642              | 16 345                   | 15 230                        | 14 828                    | 15 454                      | 21 260                      | 201 921                |
| 7 091               | 7 653               | 7 090                    | 6 607                         | 6 433                     | 6 704                       | 9 222                       | 87 593                 |
| 1 679               | 1 813               | 1 679                    | 1 565                         | 1 523                     | 1 588                       | 2 184                       | 20 745                 |
| -                   | -                   | -                        | -                             | -                         | -                           | -                           | -                      |
| -                   | -                   | -                        | -                             | -                         | -                           | -                           | -                      |
| 170                 | 184                 | 170                      | 159                           | 155                       | 161                         | 222                         | 2 104                  |
| 159                 | 171                 | 158                      | 148                           | 144                       | 150                         | 205                         | 1 958                  |
| 32                  | 34                  | 32                       | 30                            | 29                        | 30                          | 43                          | 394                    |
| -                   | -                   | -                        | -                             | -                         | -                           | -                           | -                      |
| -                   | -                   | -                        | -                             | -                         | -                           | -                           | -                      |
| -                   | -                   | -                        | -                             | -                         | -                           | -                           | -                      |
| 141                 | 152                 | 141                      | 131                           | 128                       | 133                         | 184                         | 1 740                  |
| 2                   | 2                   | 2                        | 2                             | 2                         | 2                           | 4                           | 27                     |
| <b>186 877</b>      | <b>201 686</b>      | <b>186 857</b>           | <b>174 115</b>                | <b>169 520</b>            | <b>176 668</b>              | <b>243 047</b>              | <b>2 308 385</b>       |

Tabel 10.1 Produksi Karet Perkebunan Besar Negara menurut Provinsi dan Bulan ( Ton ), 2007  
 Table 10.1 Rubber Production of Government Plantations by Province and Month ( Ton ), 2007

| No.              | Propinsi<br>Province | Januari<br>January | Pebruari<br>February | Maret<br>March | April<br>April | Mei<br>May    |
|------------------|----------------------|--------------------|----------------------|----------------|----------------|---------------|
| (1)              | (2)                  | (3)                | (4)                  | (5)            | (6)            | (7)           |
| 1                | N.A.D                | 1 194              | 1 087                | 857            | 843            | 1 047         |
| 2                | Sumatera Utara       | 8 258              | 7 514                | 5 924          | 5 828          | 7 240         |
| 3                | Sumatera Barat       | -                  | -                    | -              | -              | -             |
| 4                | Riau                 | 1 855              | 1 688                | 1 330          | 1 309          | 1 626         |
| 5                | Kepulauan Riau       | -                  | -                    | -              | -              | -             |
| 6                | Jambi                | -                  | -                    | -              | -              | -             |
| 7                | Sumatera Selatan     | 1 511              | 1 375                | 1 084          | 1 066          | 1 325         |
| 8                | Bangka Belitung      | -                  | -                    | -              | -              | -             |
| 9                | Bengkulu             | 1 376              | 1 252                | 987            | 971            | 1 206         |
| 10               | Lampung              | 2 501              | 2 276                | 1 794          | 1 765          | 2 193         |
| 11               | DKI Jakarta          | -                  | -                    | -              | -              | -             |
| 12               | Jawa Barat           | 2 463              | 2 241                | 1 767          | 1 738          | 2 159         |
| 13               | Banten               | 118                | 108                  | 85             | 83             | 104           |
| 14               | Jawa Tengah          | 2 713              | 2 468                | 1 946          | 1 915          | 2 378         |
| 15               | D.I. Yogyakarta      | -                  | -                    | -              | -              | -             |
| 16               | Jawa Timur           | 1 662              | 1 512                | 1 192          | 1 173          | 1 457         |
| 17               | Bali                 | -                  | -                    | -              | -              | -             |
| 18               | Nusa Tenggara Barat  | -                  | -                    | -              | -              | -             |
| 19               | Nusa Tenggara Timur  | -                  | -                    | -              | -              | -             |
| 20               | Kalimantan Barat     | 319                | 290                  | 229            | 225            | 279           |
| 21               | Kalimantan Tengah    | 541                | 492                  | 388            | 382            | 474           |
| 22               | Kalimantan Selatan   | 1 329              | 1 207                | 953            | 937            | 1 164         |
| 23               | Kalimantan Timur     | 417                | 380                  | 299            | 294            | 366           |
| 24               | Sulawesi Utara       | -                  | -                    | -              | -              | -             |
| 25               | Gorontalo            | -                  | -                    | -              | -              | -             |
| 26               | Sulawesi Tengah      | 337                | 307                  | 242            | 238            | 296           |
| 27               | Sulawesi Selatan     | -                  | -                    | -              | -              | -             |
| 28               | Sulawesi Barat       | -                  | -                    | -              | -              | -             |
| 29               | Sulawesi Tenggara    | -                  | -                    | -              | -              | -             |
| 30               | Maluku               | 153                | 139                  | 110            | 108            | 134           |
| 31               | Maluku Utara         | -                  | -                    | -              | -              | -             |
| 32               | Papua                | -                  | -                    | -              | -              | -             |
| 33               | Papua Barat          | -                  | -                    | -              | -              | -             |
| <b>INDONESIA</b> |                      | <b>26 747</b>      | <b>24 336</b>        | <b>19 187</b>  | <b>18 875</b>  | <b>23 448</b> |

Wujud Produksi / Production : Karet kering / Dried Natural Rubber

| Juni<br><i>June</i> | Juli<br><i>July</i> | Agustus<br><i>August</i> | September<br><i>September</i> | Oktober<br><i>October</i> | Nopember<br><i>November</i> | Desember<br><i>December</i> | Jumlah<br><i>Total</i> |
|---------------------|---------------------|--------------------------|-------------------------------|---------------------------|-----------------------------|-----------------------------|------------------------|
| (8)                 | (9)                 | (10)                     | (11)                          | (12)                      | (13)                        | (14)                        | (15)                   |
| 1 043               | 1 094               | 1 046                    | 994                           | 1 016                     | 1 078                       | 1 078                       | 12 377                 |
| 7 214               | 7 565               | 7 235                    | 6 871                         | 7 022                     | 7 458                       | 7 460                       | 85 589                 |
| -                   | -                   | -                        | -                             | -                         | -                           | -                           | -                      |
| 1 620               | 1 699               | 1 625                    | 1 543                         | 1 577                     | 1 675                       | 1 675                       | 19 222                 |
| -                   | -                   | -                        | -                             | -                         | -                           | -                           | -                      |
| -                   | -                   | -                        | -                             | -                         | -                           | -                           | -                      |
| 1 320               | 1 384               | 1 324                    | 1 257                         | 1 285                     | 1 365                       | 1 366                       | 15 662                 |
| -                   | -                   | -                        | -                             | -                         | -                           | -                           | -                      |
| 1 202               | 1 261               | 1 206                    | 1 145                         | 1 170                     | 1 243                       | 1 244                       | 14 263                 |
| 2 185               | 2 291               | 2 191                    | 2 081                         | 2 127                     | 2 259                       | 2 261                       | 25 924                 |
| -                   | -                   | -                        | -                             | -                         | -                           | -                           | -                      |
| 2 151               | 2 256               | 2 158                    | 2 049                         | 2 094                     | 2 224                       | 2 225                       | 25 525                 |
| 103                 | 108                 | 104                      | 98                            | 101                       | 107                         | 106                         | 1 225                  |
| 2 370               | 2 485               | 2 377                    | 2 257                         | 2 307                     | 2 450                       | 2 451                       | 28 117                 |
| -                   | -                   | -                        | -                             | -                         | -                           | -                           | -                      |
| 1 452               | 1 523               | 1 456                    | 1 383                         | 1 414                     | 1 501                       | 1 503                       | 17 228                 |
| -                   | -                   | -                        | -                             | -                         | -                           | -                           | -                      |
| -                   | -                   | -                        | -                             | -                         | -                           | -                           | -                      |
| -                   | -                   | -                        | -                             | -                         | -                           | -                           | -                      |
| 278                 | 292                 | 279                      | 265                           | 271                       | 288                         | 287                         | 3 302                  |
| 473                 | 496                 | 474                      | 450                           | 460                       | 489                         | 488                         | 5 607                  |
| 1 159               | 1 217               | 1 161                    | 1 105                         | 1 128                     | 1 197                       | 1 195                       | 13 752                 |
| 365                 | 382                 | 366                      | 347                           | 355                       | 377                         | 377                         | 4 325                  |
| -                   | -                   | -                        | -                             | -                         | -                           | -                           | -                      |
| -                   | -                   | -                        | -                             | -                         | -                           | -                           | -                      |
| 295                 | 309                 | 296                      | 281                           | 287                       | 305                         | 304                         | 3 497                  |
| -                   | -                   | -                        | -                             | -                         | -                           | -                           | -                      |
| -                   | -                   | -                        | -                             | -                         | -                           | -                           | -                      |
| -                   | -                   | -                        | -                             | -                         | -                           | -                           | -                      |
| 134                 | 140                 | 134                      | 127                           | 130                       | 138                         | 138                         | 1 585                  |
| -                   | -                   | -                        | -                             | -                         | -                           | -                           | -                      |
| -                   | -                   | -                        | -                             | -                         | -                           | -                           | -                      |
| -                   | -                   | -                        | -                             | -                         | -                           | -                           | -                      |
| <b>23 364</b>       | <b>24 502</b>       | <b>23 432</b>            | <b>22 253</b>                 | <b>22 744</b>             | <b>24 154</b>               | <b>24 158</b>               | <b>277 200</b>         |

Tabel 10.2 Produksi Karet Perkebunan Besar Negara menurut Provinsi dan Bulan ( Ton ), 2008\*)  
 Table 10.2 Rubber Production of Government Plantations by Province and Month ( Ton ), 2008\*

| No.              | Propinsi<br>Province | Januari<br>January | Pebruari<br>February | Maret<br>March | April<br>April | Mei<br>May    |
|------------------|----------------------|--------------------|----------------------|----------------|----------------|---------------|
| (1)              | (2)                  | (3)                | (4)                  | (5)            | (6)            | (7)           |
| 1                | N.A.D                | 1 277              | 1 147                | 975            | 938            | 1 176         |
| 2                | Sumatera Utara       | 8 834              | 7 931                | 6 746          | 6 485          | 8 131         |
| 3                | Sumatera Barat       | -                  | -                    | -              | -              | -             |
| 4                | Riau                 | 1 984              | 1 781                | 1 515          | 1 456          | 1 826         |
| 5                | Kepulauan Riau       | -                  | -                    | -              | -              | -             |
| 6                | Jambi                | -                  | -                    | -              | -              | -             |
| 7                | Sumatera Selatan     | 1 617              | 1 451                | 1 234          | 1 187          | 1 488         |
| 8                | Bangka Belitung      | -                  | -                    | -              | -              | -             |
| 9                | Bengkulu             | 1 472              | 1 322                | 1 124          | 1 081          | 1 355         |
| 10               | Lampung              | 2 676              | 2 402                | 2 043          | 1 964          | 2 463         |
| 11               | DKI Jakarta          | -                  | -                    | -              | -              | -             |
| 12               | Jawa Barat           | 2 634              | 2 365                | 2 012          | 1 934          | 2 425         |
| 13               | Banten               | 126                | 113                  | 97             | 93             | 116           |
| 14               | Jawa Tengah          | 2 902              | 2 605                | 2 216          | 2 130          | 2 671         |
| 15               | D.I. Yogyakarta      | -                  | -                    | -              | -              | -             |
| 16               | Jawa Timur           | 1 778              | 1 596                | 1 358          | 1 305          | 1 637         |
| 17               | Bali                 | -                  | -                    | -              | -              | -             |
| 18               | Nusa Tenggara Barat  | -                  | -                    | -              | -              | -             |
| 19               | Nusa Tenggara Timur  | -                  | -                    | -              | -              | -             |
| 20               | Kalimantan Barat     | 341                | 306                  | 260            | 250            | 314           |
| 21               | Kalimantan Tengah    | 579                | 520                  | 442            | 425            | 533           |
| 22               | Kalimantan Selatan   | 1 419              | 1 274                | 1 084          | 1 042          | 1 306         |
| 23               | Kalimantan Timur     | 446                | 401                  | 341            | 328            | 411           |
| 24               | Sulawesi Utara       | -                  | -                    | -              | -              | -             |
| 25               | Gorontalo            | -                  | -                    | -              | -              | -             |
| 26               | Sulawesi Tengah      | 361                | 324                  | 276            | 265            | 332           |
| 27               | Sulawesi Selatan     | -                  | -                    | -              | -              | -             |
| 28               | Sulawesi Barat       | -                  | -                    | -              | -              | -             |
| 29               | Sulawesi Tenggara    | -                  | -                    | -              | -              | -             |
| 30               | Maluku               | 164                | 147                  | 125            | 120            | 151           |
| 31               | Maluku Utara         | -                  | -                    | -              | -              | -             |
| 32               | Papua                | -                  | -                    | -              | -              | -             |
| 33               | Papua Barat          | -                  | -                    | -              | -              | -             |
| <b>INDONESIA</b> |                      | <b>28 610</b>      | <b>25 685</b>        | <b>21 848</b>  | <b>21 003</b>  | <b>26 335</b> |

Wujud Produksi / Production : Karet kering / Dried Natural Rubber  
 \*) Angka Sementara / Preliminary Figures

| Juni<br><i>June</i> | Juli<br><i>July</i> | Agustus<br><i>August</i> | September<br><i>September</i> | Oktober<br><i>October</i> | Nopember<br><i>November</i> | Desember<br><i>December</i> | Jumlah<br><i>Total</i> |
|---------------------|---------------------|--------------------------|-------------------------------|---------------------------|-----------------------------|-----------------------------|------------------------|
| (8)                 | (9)                 | (10)                     | (11)                          | (12)                      | (13)                        | (14)                        | (15)                   |
| 1 063               | 1 147               | 1 063                    | 990                           | 963                       | 1 005                       | 1 382                       | 13 126                 |
| 7 348               | 7 931               | 7 346                    | 6 847                         | 6 666                     | 6 947                       | 9 556                       | 90 768                 |
| -                   | -                   | -                        | -                             | -                         | -                           | -                           | -                      |
| 1 650               | 1 781               | 1 651                    | 1 538                         | 1 497                     | 1 560                       | 2 146                       | 20 385                 |
| -                   | -                   | -                        | -                             | -                         | -                           | -                           | -                      |
| -                   | -                   | -                        | -                             | -                         | -                           | -                           | -                      |
| 1 345               | 1 451               | 1 345                    | 1 252                         | 1 220                     | 1 271                       | 1 749                       | 16 610                 |
| -                   | -                   | -                        | -                             | -                         | -                           | -                           | -                      |
| 1 225               | 1 322               | 1 224                    | 1 140                         | 1 111                     | 1 158                       | 1 592                       | 15 126                 |
| 2 226               | 2 402               | 2 225                    | 2 074                         | 2 019                     | 2 104                       | 2 895                       | 27 493                 |
| -                   | -                   | -                        | -                             | -                         | -                           | -                           | -                      |
| 2 191               | 2 365               | 2 191                    | 2 042                         | 1 988                     | 2 072                       | 2 850                       | 27 069                 |
| 105                 | 113                 | 106                      | 98                            | 96                        | 99                          | 137                         | 1 299                  |
| 2 414               | 2 605               | 2 414                    | 2 249                         | 2 190                     | 2 283                       | 3 139                       | 29 818                 |
| -                   | -                   | -                        | -                             | -                         | -                           | -                           | -                      |
| 1 479               | 1 596               | 1 479                    | 1 378                         | 1 342                     | 1 398                       | 1 924                       | 18 270                 |
| -                   | -                   | -                        | -                             | -                         | -                           | -                           | -                      |
| -                   | -                   | -                        | -                             | -                         | -                           | -                           | -                      |
| -                   | -                   | -                        | -                             | -                         | -                           | -                           | -                      |
| 284                 | 306                 | 283                      | 264                           | 257                       | 268                         | 369                         | 3 502                  |
| 481                 | 520                 | 481                      | 449                           | 436                       | 454                         | 626                         | 5 946                  |
| 1 181               | 1 274               | 1 181                    | 1 100                         | 1 072                     | 1 116                       | 1 535                       | 14 584                 |
| 371                 | 401                 | 371                      | 346                           | 337                       | 351                         | 483                         | 4 587                  |
| -                   | -                   | -                        | -                             | -                         | -                           | -                           | -                      |
| -                   | -                   | -                        | -                             | -                         | -                           | -                           | -                      |
| 300                 | 324                 | 300                      | 280                           | 273                       | 284                         | 390                         | 3 709                  |
| -                   | -                   | -                        | -                             | -                         | -                           | -                           | -                      |
| -                   | -                   | -                        | -                             | -                         | -                           | -                           | -                      |
| -                   | -                   | -                        | -                             | -                         | -                           | -                           | -                      |
| 136                 | 147                 | 136                      | 127                           | 121                       | 129                         | 177                         | 1 680                  |
| -                   | -                   | -                        | -                             | -                         | -                           | -                           | -                      |
| -                   | -                   | -                        | -                             | -                         | -                           | -                           | -                      |
| -                   | -                   | -                        | -                             | -                         | -                           | -                           | -                      |
| <b>23 799</b>       | <b>25 685</b>       | <b>23 796</b>            | <b>22 174</b>                 | <b>21 588</b>             | <b>22 499</b>               | <b>30 950</b>               | <b>293 972</b>         |



Tabel 11.1 Produksi Karet Perkebunan Besar Swasta menurut Provinsi dan Bulan ( Ton ), 2007  
 Table 11.1 Rubber Production of Private Plantations by Province and Month ( Ton ), 2007

| No.              | Propinsi<br>Province | Januari<br>January | Pebruari<br>February | Maret<br>March | April<br>April | Mei<br>May    |
|------------------|----------------------|--------------------|----------------------|----------------|----------------|---------------|
| (1)              | (2)                  | (3)                | (4)                  | (5)            | (6)            | (7)           |
| 1                | N.A.D                | 803                | 730                  | 576            | 566            | 704           |
| 2                | Sumatera Utara       | 13 185             | 11 996               | 9 460          | 9 305          | 11 558        |
| 3                | Sumatera Barat       | 228                | 207                  | 163            | 161            | 200           |
| 4                | Riau                 | 3 259              | 2 965                | 2 338          | 2 300          | 2 857         |
| 5                | Kepulauan Riau       | 187                | 170                  | 134            | 132            | 164           |
| 6                | Jambi                | 315                | 287                  | 226            | 222            | 276           |
| 7                | Sumatera Selatan     | 2 666              | 2 426                | 1 913          | 1 882          | 2 337         |
| 8                | Bangka Belitung      | -                  | -                    | -              | -              | -             |
| 9                | Bengkulu             | 161                | 147                  | 116            | 114            | 141           |
| 10               | Lampung              | 616                | 561                  | 442            | 435            | 540           |
| 11               | DKI Jakarta          | -                  | -                    | -              | -              | -             |
| 12               | Jawa Barat           | 2 764              | 2 515                | 1 983          | 1 950          | 2 423         |
| 13               | Banten               | 441                | 401                  | 316            | 311            | 387           |
| 14               | Jawa Tengah          | 618                | 562                  | 443            | 436            | 542           |
| 15               | D.I. Yogyakarta      | -                  | -                    | -              | -              | -             |
| 16               | Jawa Timur           | 608                | 553                  | 436            | 429            | 533           |
| 17               | Bali                 | 12                 | 11                   | 8              | 8              | 10            |
| 18               | Nusa Tenggara Barat  | -                  | -                    | -              | -              | -             |
| 19               | Nusa Tenggara Timur  | -                  | -                    | -              | -              | -             |
| 20               | Kalimantan Barat     | 699                | 636                  | 501            | 493            | 613           |
| 21               | Kalimantan Tengah    | 226                | 205                  | 162            | 159            | 198           |
| 22               | Kalimantan Selatan   | 1 208              | 1 099                | 866            | 852            | 1 059         |
| 23               | Kalimantan Timur     | 321                | 292                  | 230            | 227            | 282           |
| 24               | Sulawesi Utara       | -                  | -                    | -              | -              | -             |
| 25               | Gorontalo            | -                  | -                    | -              | -              | -             |
| 26               | Sulawesi Tengah      | -                  | -                    | -              | -              | -             |
| 27               | Sulawesi Selatan     | 671                | 611                  | 481            | 474            | 588           |
| 28               | Sulawesi Barat       | 84                 | 76                   | 60             | 59             | 73            |
| 29               | Sulawesi Tenggara    | -                  | -                    | -              | -              | -             |
| 30               | Maluku               | -                  | -                    | -              | -              | -             |
| 31               | Maluku Utara         | -                  | -                    | -              | -              | -             |
| 32               | Papua                | -                  | -                    | -              | -              | -             |
| 33               | Papua Barat          | -                  | -                    | -              | -              | -             |
| <b>INDONESIA</b> |                      | <b>29 072</b>      | <b>26 450</b>        | <b>20 854</b>  | <b>20 515</b>  | <b>25 485</b> |

Wujud Produksi / Production : Karet kering / Dried Natural Rubber

| Juni<br><i>June</i> | Juli<br><i>July</i> | Agustus<br><i>August</i> | September<br><i>September</i> | Oktober<br><i>October</i> | Nopember<br><i>November</i> | Desember<br><i>December</i> | Jumlah<br><i>Total</i> |
|---------------------|---------------------|--------------------------|-------------------------------|---------------------------|-----------------------------|-----------------------------|------------------------|
| (8)                 | (9)                 | (10)                     | (11)                          | (12)                      | (13)                        | (14)                        | (15)                   |
| 701                 | 735                 | 703                      | 668                           | 683                       | 725                         | 725                         | 8 319                  |
| 11 519              | 12 076              | 11 553                   | 10 971                        | 11 214                    | 11 906                      | 11 911                      | 136 654                |
| 199                 | 209                 | 199                      | 189                           | 194                       | 206                         | 205                         | 2 360                  |
| 2 847               | 2 986               | 2 855                    | 2 711                         | 2 771                     | 2 943                       | 2 943                       | 33 775                 |
| 163                 | 171                 | 163                      | 155                           | 159                       | 169                         | 167                         | 1 934                  |
| 275                 | 289                 | 276                      | 262                           | 268                       | 285                         | 284                         | 3 265                  |
| 2 329               | 2 443               | 2 336                    | 2 218                         | 2 267                     | 2 408                       | 2 407                       | 27 632                 |
| -                   | -                   | -                        | -                             | -                         | -                           | -                           | -                      |
| 141                 | 148                 | 141                      | 134                           | 137                       | 146                         | 144                         | 1 670                  |
| 538                 | 565                 | 540                      | 513                           | 524                       | 557                         | 558                         | 6 389                  |
| -                   | -                   | -                        | -                             | -                         | -                           | -                           | -                      |
| 2 414               | 2 532               | 2 421                    | 2 299                         | 2 350                     | 2 496                       | 2 497                       | 28 644                 |
| 385                 | 404                 | 386                      | 367                           | 375                       | 398                         | 399                         | 4 570                  |
| 540                 | 566                 | 541                      | 514                           | 525                       | 558                         | 559                         | 6 404                  |
| -                   | -                   | -                        | -                             | -                         | -                           | -                           | -                      |
| 531                 | 557                 | 532                      | 506                           | 517                       | 549                         | 548                         | 6 299                  |
| 10                  | 11                  | 10                       | 10                            | 10                        | 10                          | 10                          | 120                    |
| -                   | -                   | -                        | -                             | -                         | -                           | -                           | -                      |
| -                   | -                   | -                        | -                             | -                         | -                           | -                           | -                      |
| 610                 | 640                 | 612                      | 581                           | 594                       | 631                         | 632                         | 7 242                  |
| 197                 | 207                 | 198                      | 188                           | 192                       | 204                         | 204                         | 2 340                  |
| 1 055               | 1 107               | 1 058                    | 1 005                         | 1 027                     | 1 091                       | 1 091                       | 12 518                 |
| 281                 | 294                 | 281                      | 267                           | 273                       | 290                         | 292                         | 3 330                  |
| -                   | -                   | -                        | -                             | -                         | -                           | -                           | -                      |
| -                   | -                   | -                        | -                             | -                         | -                           | -                           | -                      |
| -                   | -                   | -                        | -                             | -                         | -                           | -                           | -                      |
| 586                 | 615                 | 588                      | 558                           | 571                       | 606                         | 606                         | 6 955                  |
| 73                  | 77                  | 73                       | 70                            | 71                        | 75                          | 75                          | 866                    |
| -                   | -                   | -                        | -                             | -                         | -                           | -                           | -                      |
| -                   | -                   | -                        | -                             | -                         | -                           | -                           | -                      |
| -                   | -                   | -                        | -                             | -                         | -                           | -                           | -                      |
| -                   | -                   | -                        | -                             | -                         | -                           | -                           | -                      |
| -                   | -                   | -                        | -                             | -                         | -                           | -                           | -                      |
| <b>25 394</b>       | <b>26 632</b>       | <b>25 466</b>            | <b>24 186</b>                 | <b>24 722</b>             | <b>26 253</b>               | <b>26 257</b>               | <b>301 286</b>         |

Tabel 11.2 Produksi Karet Perkebunan Besar Swasta menurut Provinsi dan Bulan ( Ton ), 2008\*)  
 Table 11.2 Rubber Production of Private Plantations by Province and Month ( Ton ), 2008\*

| No.              | Propinsi<br>Province | Januari<br>January | Pebruari<br>February | Maret<br>March | April<br>April | Mei<br>May    |
|------------------|----------------------|--------------------|----------------------|----------------|----------------|---------------|
| (1)              | (2)                  | (3)                | (4)                  | (5)            | (6)            | (7)           |
| 1                | N.A.D                | 859                | 771                  | 656            | 630            | 790           |
| 2                | Sumatera Utara       | 14 104             | 12 661               | 10 770         | 10 355         | 12 982        |
| 3                | Sumatera Barat       | 244                | 219                  | 186            | 179            | 224           |
| 4                | Riau                 | 3 486              | 3 130                | 2 662          | 2 559          | 3 209         |
| 5                | Kepulauan Riau       | 200                | 179                  | 152            | 147            | 184           |
| 6                | Jambi                | 337                | 303                  | 257            | 247            | 310           |
| 7                | Sumatera Selatan     | 2 852              | 2 560                | 2 178          | 2 095          | 2 625         |
| 8                | Bangka Belitung      | -                  | -                    | -              | -              | -             |
| 9                | Bengkulu             | 172                | 155                  | 132            | 126            | 159           |
| 10               | Lampung              | 659                | 592                  | 504            | 484            | 606           |
| 11               | DKI Jakarta          | -                  | -                    | -              | -              | -             |
| 12               | Jawa Barat           | 2 956              | 2 654                | 2 259          | 2 170          | 2 721         |
| 13               | Banten               | 472                | 423                  | 360            | 346            | 436           |
| 14               | Jawa Tengah          | 661                | 593                  | 505            | 485            | 608           |
| 15               | D.I. Yogyakarta      | -                  | -                    | -              | -              | -             |
| 16               | Jawa Timur           | 650                | 584                  | 496            | 477            | 598           |
| 17               | Bali                 | 12                 | 11                   | 9              | 10             | 12            |
| 18               | Nusa Tenggara Barat  | -                  | -                    | -              | -              | -             |
| 19               | Nusa Tenggara Timur  | -                  | -                    | -              | -              | -             |
| 20               | Kalimantan Barat     | 747                | 671                  | 571            | 549            | 687           |
| 21               | Kalimantan Tengah    | 242                | 217                  | 184            | 177            | 223           |
| 22               | Kalimantan Selatan   | 1 292              | 1 160                | 987            | 948            | 1 188         |
| 23               | Kalimantan Timur     | 344                | 309                  | 262            | 252            | 316           |
| 24               | Sulawesi Utara       | -                  | -                    | -              | -              | -             |
| 25               | Gorontalo            | -                  | -                    | -              | -              | -             |
| 26               | Sulawesi Tengah      | -                  | -                    | -              | -              | -             |
| 27               | Sulawesi Selatan     | 718                | 644                  | 548            | 527            | 661           |
| 28               | Sulawesi Barat       | 89                 | 80                   | 68             | 66             | 84            |
| 29               | Sulawesi Tenggara    | -                  | -                    | -              | -              | -             |
| 30               | Maluku               | -                  | -                    | -              | -              | -             |
| 31               | Maluku Utara         | -                  | -                    | -              | -              | -             |
| 32               | Papua                | -                  | -                    | -              | -              | -             |
| 33               | Papua Barat          | -                  | -                    | -              | -              | -             |
| <b>INDONESIA</b> |                      | <b>31 096</b>      | <b>27 916</b>        | <b>23 746</b>  | <b>22 829</b>  | <b>28 623</b> |

Wujud Produksi / Production : Karet kering / Dried Natural Rubber  
 \*) Angka Sementara / Preliminary Figures

| Juni<br><i>June</i> | Juli<br><i>July</i> | Agustus<br><i>August</i> | September<br><i>September</i> | Oktober<br><i>October</i> | Nopember<br><i>November</i> | Desember<br><i>December</i> | Jumlah<br><i>Total</i> |
|---------------------|---------------------|--------------------------|-------------------------------|---------------------------|-----------------------------|-----------------------------|------------------------|
| (8)                 | (9)                 | (10)                     | (11)                          | (12)                      | (13)                        | (14)                        | (15)                   |
| 714                 | 771                 | 714                      | 665                           | 648                       | 675                         | 929                         | 8 822                  |
| 11 732              | 12 662              | 11 731                   | 10 931                        | 10 643                    | 11 092                      | 15 259                      | 144 922                |
| 203                 | 219                 | 203                      | 189                           | 183                       | 190                         | 264                         | 2 503                  |
| 2 900               | 3 130               | 2 899                    | 2 702                         | 2 630                     | 2 741                       | 3 771                       | 35 819                 |
| 166                 | 178                 | 166                      | 155                           | 151                       | 157                         | 216                         | 2 051                  |
| 280                 | 303                 | 280                      | 262                           | 254                       | 265                         | 365                         | 3 463                  |
| 2 372               | 2 560               | 2 372                    | 2 210                         | 2 152                     | 2 243                       | 3 085                       | 29 304                 |
| -                   | -                   | -                        | -                             | -                         | -                           | -                           | -                      |
| 143                 | 155                 | 143                      | 134                           | 130                       | 136                         | 186                         | 1 771                  |
| 549                 | 592                 | 549                      | 511                           | 498                       | 519                         | 713                         | 6 776                  |
| -                   | -                   | -                        | -                             | -                         | -                           | -                           | -                      |
| 2 459               | 2 654               | 2 459                    | 2 291                         | 2 231                     | 2 325                       | 3 198                       | 30 377                 |
| 392                 | 423                 | 392                      | 366                           | 356                       | 371                         | 510                         | 4 847                  |
| 550                 | 593                 | 550                      | 512                           | 499                       | 520                         | 715                         | 6 791                  |
| -                   | -                   | -                        | -                             | -                         | -                           | -                           | -                      |
| 541                 | 584                 | 541                      | 504                           | 491                       | 511                         | 703                         | 6 680                  |
| 10                  | 11                  | 10                       | 10                            | 9                         | 10                          | 13                          | 127                    |
| -                   | -                   | -                        | -                             | -                         | -                           | -                           | -                      |
| -                   | -                   | -                        | -                             | -                         | -                           | -                           | -                      |
| 622                 | 671                 | 622                      | 579                           | 564                       | 588                         | 809                         | 7 680                  |
| 201                 | 217                 | 201                      | 187                           | 182                       | 190                         | 261                         | 2 482                  |
| 1 075               | 1 160               | 1 075                    | 1 001                         | 975                       | 1 016                       | 1 398                       | 13 275                 |
| 286                 | 309                 | 286                      | 266                           | 259                       | 270                         | 372                         | 3 531                  |
| -                   | -                   | -                        | -                             | -                         | -                           | -                           | -                      |
| -                   | -                   | -                        | -                             | -                         | -                           | -                           | -                      |
| -                   | -                   | -                        | -                             | -                         | -                           | -                           | -                      |
| 597                 | 644                 | 597                      | 556                           | 542                       | 565                         | 777                         | 7 376                  |
| 74                  | 80                  | 74                       | 69                            | 67                        | 70                          | 97                          | 918                    |
| -                   | -                   | -                        | -                             | -                         | -                           | -                           | -                      |
| -                   | -                   | -                        | -                             | -                         | -                           | -                           | -                      |
| -                   | -                   | -                        | -                             | -                         | -                           | -                           | -                      |
| -                   | -                   | -                        | -                             | -                         | -                           | -                           | -                      |
| -                   | -                   | -                        | -                             | -                         | -                           | -                           | -                      |
| 25 866              | 27 916              | 25 864                   | 24 100                        | 23 464                    | 24 454                      | 33 641                      | 319 515                |

Tabel 12.1 Perkembangan Volume Ekspor Karet Alam Menurut Jenis Komoditi ( Ton ), 2006 - 2008

Table Trend of Volume of Natural Rubber Exports by Type of Commodity ( Ton ), 2006-2008

| No                  | Jenis Komoditi<br>Type of Commodity                                 | Kode HS<br>HS Code | 2006             | 2007             | 2008             |
|---------------------|---|--------------------|------------------|------------------|------------------|
| (1)                 | (2)   | (3)                | (4)              | (5)              | (6)              |
| 1                   | Latex Containing Lt.1/2% Ammonia;<br>Cream Concentrate              | 4001 10110         | -                | -                | -                |
| 2                   | Latex Containing Lt.1/2% Ammonia;<br>Centrifuge Concentrate         | 4001 10120         | 2 840            | 1 353            | 1 262            |
| 3                   | Latex Containing Lt.1/2% Ammonia;<br>Other Concentrate              | 4001 10190         | -                | 36               | 14               |
| 4                   | Latex Containing >1/2% Ammonia;<br>Cream Concentrate                | 4001 10210         | 86               | -                | -                |
| 5                   | Latex Containing >1/2% Ammonia;<br>Centrifuge Concentrate           | 4001 10220         | 5 159            | 5 386            | 6 774            |
| 6                   | Latex Containing >1/2% Ammonia;<br>Other Concentrate                | 4001 10290         | -                | 836              | 496              |
| 7                   | Other Natural Rubber Latex  | 4001 10900         | 249              | -                | -                |
| 8                   | Smoked Sheets   | 4001 21000         | 325 392          | 275 497          | 137 755          |
| 9                   | SIR 3CV   | 4001 22110         | 50 726           | 33 791           | 40 921           |
| 10                  | SIR 10  | 4001 22150         | -                | -                | -                |
| 11                  | SIR 20  | 4001 22160         | 1 897 205        | -                | -                |
| 12                  | Other SIR   | 4001 22190         | 81               | 2 081 175        | 2 100 102        |
| 13                  | Other TSRN  | 4001 22900         | 4 256            | 7 501            | 7 426            |
| 14                  | Other Natural Rubber  | 4001 29000         | 2                | 1 181            | 706              |
| 15                  | "Balata, Gutta Percha, Guayule,<br>Chicle and Similar Natural Gums" | 4001 30000         | 1 057            | 1 093            | -                |
| <b>Jumlah/Total</b> |   |                    | <b>2 287 053</b> | <b>2 407 849</b> | <b>2 295 456</b> |

Tabel 12.2 Perkembangan Nilai Ekspor Karet Alam Menurut Jenis Komoditi (000 US\$), 2006 - 2008  
 Table Trend of Value of Natural Rubber Exports by Type of Commodity (000 US\$), 2006-2008

| No                  | Jenis Komoditi<br>Type of Commodity                                 | Kode HS<br>HS Code | 2006             | 2007             | 2008             |
|---------------------|---|--------------------|------------------|------------------|------------------|
| (1)                 | (2)   | (3)                | (4)              | (5)              | (6)              |
| 1                   | Latex Containing Lt.1/2% Ammonia;<br>Cream Concentrate              | 4001 10110         | -                | -                | -                |
| 2                   | Latex Containing Lt.1/2% Ammonia;<br>Centrifuge Concentrate         | 4001 10120         | 4 023            | 1 722            | 2 258            |
| 3                   | Latex Containing Lt.1/2% Ammonia;<br>Other Concentrate              | 4001 10190         | -                | 59               | 22               |
| 4                   | Latex Containing >1/2% Ammonia;<br>Cream Concentrate                | 4001 10210         | 168              | -                | -                |
| 5                   | Latex Containing >1/2% Ammonia;<br>Centrifuge Concentrate           | 4001 10220         | 8 225            | 7 445            | 11 587           |
| 6                   | Latex Containing >1/2% Ammonia;<br>Other Concentrate                | 4001 10290         | -                | 1 255            | 824              |
| 7                   | Other Natural Rubber Latex  | 4001 10900         | 454              | -                | -                |
| 8                   | Smoked Sheets   | 4001 21000         | 609 001          | 560 423          | 365 545          |
| 9                   | SIR 3CV   | 4001 22110         | 94 923           | 70 196           | 110 508          |
| 10                  | SIR 10  | 4001 22150         | -                | -                | -                |
| 11                  | SIR 20  | 4001 22160         | 3 595 753        | -                | -                |
| 12                  | Other SIR   | 4001 22190         | 151              | 4 209 786        | 5 544 372        |
| 13                  | Other TSRN  | 4001 22900         | 8 004            | 15 532           | 19 580           |
| 14                  | Other Natural Rubber  | 4001 29000         | 2                | 2 329            | 1 878            |
| 15                  | "Balata, Gutta Percha, Guayule,<br>Chicle and Similar Natural Gums" | 4001 30000         | 1 590            | 1 767            | -                |
| <b>Jumlah/Total</b> |   |                    | <b>4 322 294</b> | <b>4 870 514</b> | <b>6 056 574</b> |

Tabel 13.1 Volume Ekspor Karet Alam Bulanan Menurut Jenis Komoditi ( Ton ), 2008  
 Table Monthly Volume of Natural Rubber Exports by Type of Commodity ( Ton ), 2008

| No.                 | Jenis Komoditi<br>Type of Commodity                         | Kode HS<br>HS Code | Januari<br>January | Pebruari<br>February | Maret<br>March | April<br>April |
|---------------------|---|--------------------|--------------------|----------------------|----------------|----------------|
| (1)                 | (2)   | (3)                | (4)                | (5)                  | (6)            | (7)            |
| 1                   | Latex Containing Lt.1/2% Ammonia;<br>Cream Concentrate      | 4001 10110         | -                  | -                    | -              | -              |
| 2                   | Latex Containing Lt.1/2% Ammonia;<br>Centrifuge Concentrate | 4001 10120         | -                  | -                    | -              | 105            |
| 3                   | Latex Containing Lt.1/2% Ammonia;<br>Other Concentrate      | 4001 10190         | 14                 | -                    | -              | -              |
| 4                   | Latex Containing >1/2% Ammonia;<br>Cream Concentrate        | 4001 10210         | -                  | -                    | -              | -              |
| 5                   | Latex Containing >1/2% Ammonia;<br>Centrifuge Concentrate   | 4001 10220         | 1 016              | 969                  | 822            | 553            |
| 6                   | Latex Containing >1/2% Ammonia;<br>Other Concentrate        | 4001 10290         | 103                | 185                  | 82             | 105            |
| 7                   | Other Natural Rubber Latex                                  | 4001 10900         | -                  | -                    | -              | -              |
| 8                   | Smoked Sheets   | 4001 21000         | 19 265             | 17 648               | 15 740         | 16 860         |
| 9                   | SIR 3CV   | 4001 22110         | 1 930              | 1 915                | 2 719          | 2 500          |
| 10                  | SIR 10  | 4001 22150         | -                  | -                    | -              | -              |
| 11                  | SIR 20  | 4001 22160         | -                  | -                    | -              | -              |
| 12                  | Other SIR   | 4001 22190         | 158 529            | 205 306              | 186 544        | 178 303        |
| 13                  | Other TSRN  | 4001 22900         | 663                | 945                  | 660            | 496            |
| 14                  | Other Natural Rubber  | 4001 29000         | 101                | 101                  | 202            | -              |
| <b>Jumlah/Total</b> |   |                    | <b>181 621</b>     | <b>227 069</b>       | <b>206 769</b> | <b>198 922</b> |

| Mei<br>May     | Juni<br>June   | Juli<br>July   | Agustus<br>August | September<br>September | Oktober<br>October | Nopember<br>November | Desember<br>December | Jumlah<br>Total  |
|----------------|----------------|----------------|-------------------|------------------------|--------------------|----------------------|----------------------|------------------|
| (8)            | (9)            | (10)           | (11)              | (12)                   | (13)               | (14)                 | (15)                 | (16)             |
| -              | -              | -              | -                 | -                      | -                  | -                    | -                    | -                |
| 125            | 105            | 40             | -                 | 577                    | 210                | 80                   | 20                   | 1 262            |
| 0              | 0              | -              | 0                 | -                      | 0                  | 0                    | 0                    | 14               |
| -              | -              | -              | -                 | -                      | -                  | -                    | -                    | -                |
| 361            | 920            | 713            | 105               | 530                    | 42                 | 410                  | 333                  | 6 774            |
| 10             | 11             | -              | -                 | -                      | -                  | -                    | -                    | 496              |
| -              | -              | -              | -                 | -                      | -                  | -                    | -                    | -                |
| 14 992         | 15 007         | 14 155         | 7 966             | 4 803                  | 4 346              | 3 508                | 3 465                | 137 755          |
| 3 399          | 2 488          | 2 305          | 9 082             | 5 019                  | 3 024              | 3 344                | 3 196                | 40 921           |
| -              | -              | -              | -                 | -                      | -                  | -                    | -                    | -                |
| -              | -              | -              | -                 | -                      | -                  | -                    | -                    | -                |
| 190 470        | 180 489        | 194 858        | 179 865           | 205 972                | 159 249            | 136 552              | 123 965              | 2 100 102        |
| 416            | 420            | 625            | 1 057             | 492                    | 866                | 404                  | 382                  | 7 426            |
| -              | 202            | 100            | -                 | -                      | -                  | -                    | -                    | 706              |
| <b>209 773</b> | <b>199 642</b> | <b>212 796</b> | <b>198 075</b>    | <b>217 393</b>         | <b>167 737</b>     | <b>144 298</b>       | <b>131 361</b>       | <b>2 295 456</b> |



Tabel 13.2 Nilai Ekspor Karet Alam Bulanan Menurut Jenis Komoditi (000 US\$), 2008  
 Table Monthly Value of Natural Rubber Exports by Type of Commodity (000 US\$), 2008

| No.                 | Jenis Komoditi<br>Type of Commodity                         | Kode HS<br>HS Code | Januari<br>January | Pebruari<br>February | Maret<br>March | April<br>April |
|---------------------|---|--------------------|--------------------|----------------------|----------------|----------------|
| (1)                 | (2)   | (3)                | (4)                | (5)                  | (6)            | (7)            |
| 1                   | Latex Containing Lt.1/2% Ammonia;<br>Cream Concentrate      | 4001 10110         | -                  | -                    | -              | -              |
| 2                   | Latex Containing Lt.1/2% Ammonia;<br>Centrifuge Concentrate | 4001 10120         | -                  | -                    | -              | 187            |
| 3                   | Latex Containing Lt.1/2% Ammonia;<br>Other Concentrate      | 4001 10190         | 22                 | 0                    | 0              | 0              |
| 4                   | Latex Containing >1/2% Ammonia;<br>Cream Concentrate        | 4001 10210         | -                  | -                    | -              | -              |
| 5                   | Latex Containing >1/2% Ammonia;<br>Centrifuge Concentrate   | 4001 10220         | 1 867              | 1 558                | 1 283          | 898            |
| 6                   | Latex Containing >1/2% Ammonia;<br>Other Concentrate        | 4001 10290         | 170                | 307                  | 136            | 188            |
| 7                   | Other Natural Rubber Latex                                  | 4001 10900         | -                  | -                    | -              | -              |
| 8                   | Smoked Sheets   | 4001 21000         | 45 338             | 43 512               | 41 336         | 44 982         |
| 9                   | SIR 3CV   | 4001 22110         | 4 519              | 4 563                | 6 779          | 6 491          |
| 10                  | SIR 10  | 4001 22150         | -                  | -                    | -              | -              |
| 11                  | SIR 20  | 4001 22160         | -                  | -                    | -              | -              |
| 12                  | Other SIR   | 4001 22190         | 368 514            | 497 213              | 477 474        | 468 455        |
| 13                  | Other TSRN  | 4001 22900         | 1 559              | 2 203                | 1 682          | 1 283          |
| 14                  | Other Natural Rubber  | 4001 29000         | 230                | 239                  | 527            | -              |
| <b>Jumlah/Total</b> |   |                    | <b>422 219</b>     | <b>549 595</b>       | <b>529 217</b> | <b>522 484</b> |

| Mei<br>May     | Juni<br>June   | Juli<br>July   | Agustus<br>August | September<br>September | Oktober<br>October | Nopember<br>November | Desember<br>December | Jumlah<br>Total  |
|----------------|----------------|----------------|-------------------|------------------------|--------------------|----------------------|----------------------|------------------|
| (8)            | (9)            | (10)           | (11)              | (12)                   | (13)               | (14)                 | (15)                 | (16)             |
| -              | -              | -              | -                 | -                      | -                  | -                    | -                    | -                |
| 221            | 185            | 84             | -                 | 1 249                  | 218                | 95                   | 19                   | 2 258            |
| 0              | 0              | 0              | 0                 | 0                      | 0                  | 0                    | 0                    | 22               |
| -              | -              | -              | -                 | -                      | -                  | -                    | -                    | 0                |
| 605            | 1 645          | 1 393          | 195               | 1 348                  | 63                 | 443                  | 289                  | 11 587           |
| 14             | 9              | 0              | 0                 | 0                      | 0                  | 0                    | 0                    | 824              |
| -              | -              | -              | -                 | -                      | -                  | -                    | -                    | -                |
| 40 193         | 42 329         | 42 387         | 22 907            | 14 402                 | 12 307             | 8 545                | 7 307                | 365 545          |
| 8 822          | 6 945          | 6 783          | 27 491            | 14 784                 | 8 408              | 7 809                | 7 114                | 110 508          |
| -              | -              | -              | -                 | -                      | -                  | -                    | -                    | -                |
| -              | -              | -              | -                 | -                      | -                  | -                    | -                    | -                |
| 506 195        | 502 521        | 580 233        | 557 680           | 612 506                | 438 997            | 311 058              | 223 526              | 5 544 372        |
| 1 083          | 1 182          | 1 898          | 3 196             | 1 504                  | 2 317              | 914                  | 759                  | 19 580           |
| -              | 588            | 294            | -                 | -                      | -                  | -                    | -                    | 1 878            |
| <b>557 133</b> | <b>555 404</b> | <b>633 072</b> | <b>611 469</b>    | <b>645 793</b>         | <b>462 310</b>     | <b>328 864</b>       | <b>239 014</b>       | <b>6 056 574</b> |

Tabel 14 Volume dan Nilai Ekspor Karet Alam Menurut Negara Tujuan, 2007 dan 2008  
 Table 14 Volume and Value of Natural Rubber Exports by Country of Destination, 2007 and 2008

| No  | Negara Tujuan<br><i>Country of Destination</i> | 2007                             |                                     | 2008                             |                                     |
|-----|--|----------------------------------|-------------------------------------|----------------------------------|-------------------------------------|
|     |  | Volume<br><i>Volume</i><br>(Ton) | Nilai<br><i>Value</i><br>(000 US\$) | Volume<br><i>Volume</i><br>(Ton) | Nilai<br><i>Value</i><br>(000 US\$) |
| (1) | (2)  | (3)                              | (4)                                 | (5)                              | (6)                                 |
|     | <b>ASIA</b>                                    | <b>1 149 397</b>                 | <b>2 338 544</b>                    | <b>1 098 538</b>                 | <b>2 898 779</b>                    |
| 1   | Japan  | 398 025                          | 806 497                             | 400 693                          | 1 053 713                           |
| 2   | Korea, Republic of                             | 93 139                           | 187 483                             | 106 460                          | 287 033                             |
| 3   | Taiwan, Province of China                      | 21 966                           | 44 687                              | 18 837                           | 50 463                              |
| 4   | China  | 341 821                          | 701 054                             | 318 841                          | 859 132                             |
| 5   | Singapore                                      | 162 032                          | 333 038                             | 151 260                          | 379 415                             |
| 6   | Philippines                                    | 4 708                            | 9 796                               | 6 894                            | 18 300                              |
| 7   | Malaysia                                       | 2 297                            | 4 730                               | 4 889                            | 13 227                              |
| 8   | Vietnam  | 9 937                            | 19 280                              | 5 327                            | 14 672                              |
| 9   | India  | 51 072                           | 100 633                             | 26 559                           | 71 881                              |
| 10  | Pakistan                                       | 4 724                            | 9 277                               | 3 666                            | 9 655                               |
| 11  | Sri lanka                                      | 426                              | 895                                 | 907                              | 2 156                               |
| 12  | Turkey   | 43 312                           | 88 608                              | 39 952                           | 103 476                             |
| 13  | Iran   | 13 608                           | 28 207                              | 11 080                           | 28 134                              |
| 14  | United Arab Emirat                             | 1 008                            | 2 161                               | 1 160                            | 3 155                               |
| 15  | Hongkong                                       | 1 003                            | 1 590                               | 1 366                            | 2 732                               |
| 16  | Others   | 318                              | 607                                 | 647                              | 1 635                               |
|     | <b>AFRICA</b>                                  | <b>39 577</b>                    | <b>79 910</b>                       | <b>36 340</b>                    | <b>97 427</b>                       |
| 17  | Egypt  | 4 613                            | 9 775                               | 5 484                            | 15 366                              |
| 18  | Ethiopia                                       | 343                              | 695                                 | 181                              | 424                                 |
| 19  | Kenya  | 2 339                            | 4 757                               | 1 290                            | 3 175                               |
| 20  | Djibouti                                       | 786                              | 1 577                               | 1 008                            | 2 723                               |
| 21  | South Africa                                   | 30 708                           | 61 547                              | 27 724                           | 73 971                              |
| 22  | Others   | 788                              | 1 559                               | 653                              | 1 768                               |
|     | <b>OCEANIA</b>                                 | <b>16 746</b>                    | <b>33 002</b>                       | <b>15 735</b>                    | <b>41 475</b>                       |
| 23  | Australia                                      | 15 098                           | 29 738                              | 13 790                           | 36 465                              |
| 24  | New Zealand                                    | 1 492                            | 2 955                               | 1 945                            | 5 010                               |
| 25  | Others   | 156                              | 309                                 | -                                | -                                   |

Tabel 14 Lanjutan  
Table 14 Continued

| No  | Negara Tujuan<br><i>Country of Destination</i> | 2007                             |                                     | 2008                             |                                     |
|-----|--|----------------------------------|-------------------------------------|----------------------------------|-------------------------------------|
|     |  | Volume<br><i>Volume</i><br>(Ton) | Nilai<br><i>Value</i><br>(000 US\$) | Volume<br><i>Volume</i><br>(Ton) | Nilai<br><i>Value</i><br>(000 US\$) |
| (1) | (2)  | (3)                              | (4)                                 | (5)                              | (6)                                 |
|     | <b>AMERICA</b>                                 | <b>845 296</b>                   | <b>1 694 657</b>                    | <b>830 161</b>                   | <b>2 185 088</b>                    |
| 26  | United States                                  | 644 270                          | 1 287 317                           | 622 167                          | 1 634 698                           |
| 27  | Canada   | 53 628                           | 108 860                             | 59 163                           | 156 957                             |
| 28  | Mexico   | 21 768                           | 43 796                              | 20 782                           | 55 005                              |
| 29  | Chile  | 4 943                            | 9 848                               | 2 882                            | 7 584                               |
| 30  | Venezuela                                      | 9 395                            | 18 869                              | 9 928                            | 25 865                              |
| 31  | Argentina                                      | 21 323                           | 43 291                              | 18 503                           | 48 727                              |
| 32  | Brazil   | 65 749                           | 134 040                             | 77 066                           | 205 864                             |
| 33  | Colombia                                       | 15 671                           | 31 799                              | 13 010                           | 32 689                              |
| 34  | Ecuador  | 5 020                            | 10 143                              | 5 181                            | 14 014                              |
| 35  | Peru   | 2 008                            | 3 797                               | 229                              | 583                                 |
| 36  | Costa Rica                                     | 1 068                            | 1 998                               | 1 028                            | 2 484                               |
| 37  | Others   | 454                              | 898                                 | 223                              | 618                                 |
|     | <b>EUROPE</b>                                  | <b>356 833</b>                   | <b>724 401</b>                      | <b>314 682</b>                   | <b>833 805</b>                      |
| 38  | United Kingdom                                 | 21 544                           | 43 378                              | 18 250                           | 48 868                              |
| 39  | Netherlands                                    | 23 617                           | 48 270                              | 27 126                           | 72 271                              |
| 40  | France   | 48 197                           | 97 007                              | 46 379                           | 122 500                             |
| 41  | Germany, Fed. Rep. Of                          | 80 809                           | 165 563                             | 57 705                           | 156 306                             |
| 42  | Belgium  | 41 692                           | 83 854                              | 29 140                           | 75 228                              |
| 43  | Luxembourg                                     | -                                | -                                   | 2 433                            | 5 900                               |
| 44  | Sweden   | 1 028                            | 2 074                               | 484                              | 1 429                               |
| 45  | Italy  | 21 618                           | 44 258                              | 20 329                           | 54 327                              |
| 46  | Spain  | 41 538                           | 83 625                              | 41 885                           | 110 654                             |
| 47  | Greece   | 2 923                            | 6 045                               | 832                              | 2 126                               |
| 48  | Hungary  | 3 740                            | 7 722                               | 3 086                            | 6 855                               |
| 49  | Poland   | 25 910                           | 52 012                              | 26 284                           | 69 964                              |
| 50  | Romania  | 16 748                           | 34 111                              | 12 614                           | 33 073                              |
| 51  | Yugoslavia                                     | 40                               | 85                                  | 832                              | 1 951                               |
| 52  | Ukraine  | 2 837                            | 6 093                               | 4 005                            | 10 307                              |
| 53  | Slovenia                                       | 12 992                           | 26 515                              | 10 808                           | 28 150                              |
| 54  | Russian Federation                             | 4 215                            | 8 632                               | 2 937                            | 7 765                               |
| 55  | Belarus  | 1 446                            | 2 842                               | 366                              | 1 090                               |
| 56  | Lithuania                                      | 3 773                            | 7 980                               | 7 200                            | 19 928                              |
| 57  | Others   | 2 165                            | 4 336                               | 1 987                            | 5 113                               |
|     | <b>Jumlah / Total</b>                          | <b>2 407 849</b>                 | <b>4 870 514</b>                    | <b>2 295 456</b>                 | <b>6 056 574</b>                    |

Tabel 14.1 Volume dan Nilai Ekspor Latek Menurut Negara Tujuan, 2007 dan 2008

Table 14.1 Volume and Value of Latex Exports by Country of Destination, 2007 and 2008

| No  | Negara Tujuan<br><i>Country of Destination</i> | 2007                             |                                     | 2008                             |                                     |
|-----|--|----------------------------------|-------------------------------------|----------------------------------|-------------------------------------|
|     |  | Volume<br><i>Volume</i><br>(Ton) | Nilai<br><i>Value</i><br>(000 US\$) | Volume<br><i>Volume</i><br>(Ton) | Nilai<br><i>Value</i><br>(000 US\$) |
| (1) | (2)  | (3)                              | (4)                                 | (5)                              | (6)                                 |
|     | <b>ASIA</b>                                    | <b>3 981</b>                     | <b>5 400</b>                        | <b>7 550</b>                     | <b>12 600</b>                       |
| 1   | Japan  | 36                               | 58                                  | 318                              | 914                                 |
| 2   | Korea, Republic of                             | -                                | -                                   | 360                              | 857                                 |
| 3   | China  | 2 983                            | 3 960                               | 5 069                            | 7 899                               |
| 4   | Singapore                                      | 3                                | 8                                   | 18                               | 18                                  |
| 5   | Hongkong                                       | 664                              | 993                                 | 842                              | 1 319                               |
| 6   | Turkey   | 295                              | 381                                 | 905                              | 1 517                               |
| 7   | Others   | -                                | -                                   | 38                               | 76                                  |
|     | <b>OCEANIA</b>                                 | <b>-</b>                         | <b>-</b>                            | <b>10</b>                        | <b>14</b>                           |
| 8   | New Zealand                                    | -                                | -                                   | 10                               | 14                                  |
|     | <b>AMERICA</b>                                 | <b>2 760</b>                     | <b>3 551</b>                        | <b>269</b>                       | <b>720</b>                          |
| 9   | United States                                  | 2 579                            | 3 270                               | 183                              | 562                                 |
| 10  | Brazil   | 181                              | 281                                 | 86                               | 158                                 |
|     | <b>EUROPE</b>                                  | <b>870</b>                       | <b>1 530</b>                        | <b>658</b>                       | <b>1 166</b>                        |
| 11  | France   | 0                                | 0                                   | -                                | -                                   |
| 12  | Germany, Fed. Rep. Of                          | 182                              | 275                                 | 553                              | 978                                 |
| 13  | Netherlands                                    | 203                              | 527                                 | -                                | -                                   |
| 14  | Italy  | 275                              | 412                                 | 105                              | 188                                 |
| 15  | United Kingdom                                 | 210                              | 315                                 | -                                | -                                   |
| 16  | Others   | -                                | -                                   | 0                                | 0                                   |
|     | <b>AFRICA</b>                                  | <b>0</b>                         | <b>0</b>                            | <b>60</b>                        | <b>191</b>                          |
| 17  | South Africa                                   | -                                | -                                   | 60                               | 191                                 |
|     | <b>Jumlah / Total</b>                          | <b>7 611</b>                     | <b>10 481</b>                       | <b>8 547</b>                     | <b>14 691</b>                       |

Tabel 14.2 Volume dan Nilai Ekspor RSS Menurut Negara Tujuan, 2007 dan 2008  
 Table Volume and Value of RSS Exports by Country of Destination, 2007 and 2008

| No  | Negara Tujuan<br>Country of Destination | 2007                      |                              | 2008                      |                              |
|-----|---|---------------------------|------------------------------|---------------------------|------------------------------|
|     |   | Volume<br>Volume<br>(Ton) | Nilai<br>Value<br>(000 US\$) | Volume<br>Volume<br>(Ton) | Nilai<br>Value<br>(000 US\$) |
| (1) | (2)                                     | (3)                       | (4)                          | (5)                       | (6)                          |
|     | <b>ASIA</b>                             | <b>157 105</b>            | <b>318 496</b>               | <b>66 307</b>             | <b>174 584</b>               |
| 1   | Japan                                   | 71 381                    | 143 702                      | 28 514                    | 74 621                       |
| 2   | Hongkong                                | 179                       | 297                          | 238                       | 654                          |
| 3   | Korea, Republic of                      | 7 292                     | 14 934                       | 2 766                     | 7 229                        |
| 4   | Taiwan, Province of China               | 6 309                     | 13 091                       | 1 928                     | 4 950                        |
| 5   | China                                   | 41 029                    | 83 312                       | 12 887                    | 33 339                       |
| 6   | Singapore                               | 15 147                    | 32 546                       | 11 631                    | 30 904                       |
| 7   | Philippines                             | 1 281                     | 2 445                        | 2 320                     | 6 342                        |
| 8   | Turkey                                  | 4 017                     | 8 360                        | 1 611                     | 4 427                        |
| 9   | India                                   | 7 280                     | 13 256                       | 2 136                     | 5 614                        |
| 10  | Iran                                    | 524                       | 1 071                        | 57                        | 168                          |
| 11  | Vietnam                                 | 1 498                     | 3 022                        | 978                       | 2 718                        |
| 12  | Others                                  | 1 169                     | 2 458                        | 1 241                     | 3 618                        |
|     | <b>AFRICA</b>                           | <b>12 822</b>             | <b>26 321</b>                | <b>4 479</b>              | <b>11 534</b>                |
| 13  | Egypt                                   | 4 455                     | 9 454                        | 1 109                     | 2 908                        |
| 14  | South Africa                            | 8 196                     | 16 543                       | 3 302                     | 8 446                        |
| 15  | Others                                  | 171                       | 324                          | 68                        | 180                          |
|     | <b>OCEANIA</b>                          | <b>2 760</b>              | <b>5 250</b>                 | <b>444</b>                | <b>1 152</b>                 |
| 16  | Australia                               | 2 498                     | 4 755                        | 444                       | 1 152                        |
| 17  | Others                                  | 262                       | 495                          | -                         | -                            |
|     | <b>AMERICA</b>                          | <b>43 210</b>             | <b>89 470</b>                | <b>30 475</b>             | <b>82 485</b>                |
| 18  | United States                           | 22 307                    | 46 564                       | 16 578                    | 45 011                       |
| 19  | Canada                                  | 6 727                     | 13 779                       | 5 278                     | 14 579                       |
| 20  | Mexico                                  | 3 125                     | 6 157                        | 1 532                     | 4 132                        |
| 21  | Venezuela                               | 2 332                     | 4 750                        | 867                       | 2 212                        |
| 22  | Argentina                               | 1 349                     | 2 887                        | 519                       | 1 414                        |
| 23  | Brazil                                  | 6 474                     | 13 476                       | 4 408                     | 11 718                       |
| 24  | Colombia                                | 341                       | 739                          | 759                       | 2 015                        |
| 25  | Others                                  | 556                       | 1 118                        | 534                       | 1 404                        |

Tabel Lanjutan  
14.2  
Table Continued

| No  | Negara Tujuan<br><i>Country of Destination</i> | 2007                             |                                     | 2008                             |                                     |
|-----|--|----------------------------------|-------------------------------------|----------------------------------|-------------------------------------|
|     |  | Volume<br><i>Volume</i><br>(Ton) | Nilai<br><i>Value</i><br>(000 US\$) | Volume<br><i>Volume</i><br>(Ton) | Nilai<br><i>Value</i><br>(000 US\$) |
| (1) | (2)  | (3)                              | (4)                                 | (5)                              | (6)                                 |
|     | <b>EUROPE</b>                                  | <b>59 599</b>                    | <b>120 885</b>                      | <b>36 050</b>                    | <b>95 790</b>                       |
| 26  | United Kingdom                                 | 4 848                            | 9 996                               | 1 956                            | 5 220                               |
| 27  | Netherlands                                    | 8 454                            | 17 352                              | 4 585                            | 12 212                              |
| 28  | France   | 1 422                            | 2 830                               | 1 086                            | 2 916                               |
| 29  | Germany, Fed. Rep. Of                          | 10 916                           | 22 059                              | 4 163                            | 11 025                              |
| 30  | Belgium  | 14 397                           | 29 200                              | 7 056                            | 18 585                              |
| 31  | Italy  | 496                              | 934                                 | 1 059                            | 2 571                               |
| 32  | Spain  | 4 767                            | 9 614                               | 5 957                            | 15 922                              |
| 33  | Poland   | 4 950                            | 9 767                               | 4 284                            | 11 438                              |
| 34  | Ukraine  | 289                              | 626                                 | 1 309                            | 3 526                               |
| 35  | Slovenia                                       | 1 329                            | 2 770                               | 650                              | 1 755                               |
| 36  | Russian Federation                             | 2 480                            | 5 136                               | 2 013                            | 5 296                               |
| 37  | Romania  | 2 015                            | 4 071                               | 968                              | 2 569                               |
| 38  | Belarus  | 1 446                            | 2 842                               | 366                              | 1 090                               |
| 39  | Others   | 1 790                            | 3 688                               | 598                              | 1 665                               |
|     | <b>Jumlah / Total</b>                          | <b>275 497</b>                   | <b>560 423</b>                      | <b>137 755</b>                   | <b>365 545</b>                      |

Tabel 14.3 Volume dan Nilai Ekspor SIR Menurut Negara Tujuan, 2007 dan 2008

Table 14.3 Volume and Value of SIR Exports by Country of Destination, 2007 and 2008

| No  | Negara Tujuan<br><i>Country of Destination</i> | 2007                             |                                     | 2008                             |                                     |
|-----|--|----------------------------------|-------------------------------------|----------------------------------|-------------------------------------|
|     |  | Volume<br><i>Volume</i><br>(Ton) | Nilai<br><i>Value</i><br>(000 US\$) | Volume<br><i>Volume</i><br>(Ton) | Nilai<br><i>Value</i><br>(000 US\$) |
| (1) | (2)  | (3)                              | (4)                                 | (5)                              | (6)                                 |
|     | <b>ASIA</b>                                    | <b>987 204</b>                   | <b>2 012 977</b>                    | <b>1 024 682</b>                 | <b>2 711 595</b>                    |
| 1   | Japan  | 326 358                          | 661 542                             | 371 860                          | 978 178                             |
| 2   | Hongkong                                       | 160                              | 299                                 | 286                              | 759                                 |
| 3   | Korea, Republic of                             | 85 799                           | 172 501                             | 103 334                          | 278 947                             |
| 4   | Taiwan, Province of China                      | 15 657                           | 31 596                              | 16 910                           | 45 513                              |
| 5   | China  | 297 809                          | 613 778                             | 300 885                          | 817 894                             |
| 6   | Singapore                                      | 146 105                          | 300 100                             | 139 611                          | 348 493                             |
| 7   | Philippines                                    | 3 427                            | 7 351                               | 4 574                            | 11 958                              |
| 8   | Malaysia                                       | 1 733                            | 3 520                               | 3 695                            | 9 787                               |
| 9   | Vietnam  | 8 439                            | 16 258                              | 4 350                            | 11 954                              |
| 10  | India  | 43 760                           | 87 337                              | 24 423                           | 66 267                              |
| 11  | Pakistan                                       | 4 637                            | 9 101                               | 3 653                            | 9 616                               |
| 12  | Sri lanka                                      | 23                               | 50                                  | 907                              | 2 156                               |
| 13  | Iran, Islamic Rep. Of                          | 13 084                           | 27 136                              | 11 023                           | 27 967                              |
| 14  | Turkey   | 39 001                           | 79 867                              | 37 436                           | 97 533                              |
| 15  | United Arab Emirates                           | 1 008                            | 2 161                               | 1 109                            | 3 002                               |
| 16  | Others   | 205                              | 380                                 | 626                              | 1 571                               |
|     | <b>AFRICA</b>                                  | <b>26 755</b>                    | <b>53 589</b>                       | <b>31 800</b>                    | <b>85 701</b>                       |
| 17  | Egypt  | 158                              | 320                                 | 4 375                            | 12 457                              |
| 18  | Ethiopia                                       | 343                              | 695                                 | 181                              | 424                                 |
| 19  | Kenya  | 2 339                            | 4 757                               | 1 290                            | 3 175                               |
| 20  | Djibouti                                       | 786                              | 1 577                               | 1 008                            | 2 723                               |
| 21  | South Africa                                   | 22 513                           | 45 004                              | 24 361                           | 65 333                              |
| 22  | Others   | 617                              | 1 235                               | 585                              | 1 589                               |
|     | <b>OCEANIA</b>                                 | <b>13 986</b>                    | <b>27 752</b>                       | <b>15 281</b>                    | <b>40 309</b>                       |
| 23  | Australia                                      | 12 600                           | 24 983                              | 13 346                           | 35 313                              |
| 24  | New Zealand                                    | 1 250                            | 2 506                               | 1 935                            | 4 996                               |
| 25  | Others   | 136                              | 263                                 | -                                | -                                   |



Tabel Lanjutan  
14.3  
Table Continued

| No  | Negara Tujuan<br><i>Country of Destination</i> | 2007                               |                                     | 2008                               |                                     |
|-----|--|------------------------------------|-------------------------------------|------------------------------------|-------------------------------------|
|     |  | Volume<br><i>Volume</i><br>( Ton ) | Nilai<br><i>Value</i><br>(000 US\$) | Volume<br><i>Volume</i><br>( Ton ) | Nilai<br><i>Value</i><br>(000 US\$) |
| (1) | (2)  | (3)                                | (4)                                 | (5)                                | (6)                                 |
|     | <b>AMERICA</b>                                 | <b>798 176</b>                     | <b>1 599 306</b>                    | <b>798 712</b>                     | <b>2 100 006</b>                    |
| 26  | United States                                  | 619 384                            | 1 237 462                           | 605 406                            | 1 589 125                           |
| 27  | Canada   | 46 901                             | 95 081                              | 53 884                             | 142 379                             |
| 28  | Mexico   | 18 644                             | 37 638                              | 19 250                             | 50 873                              |
| 29  | Chile  | 4 689                              | 9 305                               | 2 580                              | 6 765                               |
| 30  | Venezuela                                      | 7 063                              | 14 119                              | 9 061                              | 23 653                              |
| 31  | Argentina                                      | 19 974                             | 40 404                              | 17 984                             | 47 313                              |
| 32  | Brazil   | 57 946                             | 117 975                             | 71 866                             | 192 112                             |
| 33  | Colombia                                       | 15 330                             | 31 060                              | 12 251                             | 30 674                              |
| 34  | Ecuador  | 5 020                              | 10 143                              | 5 181                              | 14 014                              |
| 35  | Peru   | 2 008                              | 3 797                               | 59                                 | 141                                 |
| 36  | Costa Rica                                     | 766                                | 1 424                               | 968                                | 2 341                               |
| 37  | Others   | 454                                | 898                                 | 222                                | 616                                 |
|     | <b>EUROPE</b>                                  | <b>296 347</b>                     | <b>601 890</b>                      | <b>277 974</b>                     | <b>736 849</b>                      |
| 38  | United Kingdom                                 | 16 486                             | 33 068                              | 16 294                             | 43 649                              |
| 39  | Netherlands                                    | 14 960                             | 30 391                              | 22 541                             | 60 060                              |
| 40  | France   | 46 775                             | 94 176                              | 45 293                             | 119 584                             |
| 41  | Germany, Fed. Rep. Of                          | 69 711                             | 143 225                             | 52 989                             | 144 303                             |
| 42  | Belgium  | 27 295                             | 54 653                              | 22 084                             | 56 643                              |
| 43  | Luxembourg                                     | -                                  | -                                   | 2 337                              | 5 616                               |
| 44  | Norway   | 38                                 | 83                                  | 154                                | 430                                 |
| 45  | Sweden   | 1 028                              | 2 074                               | 484                                | 1 429                               |
| 46  | Italy  | 20 830                             | 42 821                              | 19 165                             | 51 568                              |
| 47  | Spain  | 36 772                             | 74 011                              | 35 928                             | 94 731                              |
| 48  | Greece   | 2 399                              | 5 039                               | 832                                | 2 126                               |
| 49  | Hungary  | 3 311                              | 6 833                               | 3 086                              | 6 855                               |
| 50  | Poland   | 20 960                             | 42 244                              | 22 000                             | 58 526                              |
| 51  | Romania  | 14 733                             | 30 040                              | 11 647                             | 30 504                              |
| 52  | Yugoslavia                                     | 40                                 | 85                                  | 832                                | 1 951                               |
| 53  | Ukraine  | 2 548                              | 5 467                               | 2 696                              | 6 781                               |
| 54  | Slovenia                                       | 11 663                             | 23 746                              | 10 158                             | 26 395                              |
| 55  | Czech Republic                                 | 907                                | 1 749                               | 121                                | 310                                 |
| 56  | Russian Federation                             | 1 735                              | 3 496                               | 924                                | 2 469                               |
| 57  | Lithuania                                      | 2 998                              | 6 313                               | 6 834                              | 18 909                              |
| 58  | Others   | 1 157                              | 2 375                               | 1 575                              | 4 010                               |
|     | <b>Jumlah / Total</b>                          | <b>2 122 467</b>                   | <b>4 295 514</b>                    | <b>2 148 449</b>                   | <b>5 674 460</b>                    |

Tabel 14.4 Volume dan Nilai Ekspor Karet Alam Lainnya Menurut Negara Tujuan, 2007 dan 2008

Table Volume and Value of Other Natural Rubber Exports by Country of Destination, 2007 and 2008

| No                    | Negara Tujuan<br>Country of Destination | 2007                        |                              | 2008                        |                              |
|-----------------------|---|-----------------------------|------------------------------|-----------------------------|------------------------------|
|                       |   | Volume<br>Volume<br>( Ton ) | Nilai<br>Value<br>(000 US\$) | Volume<br>Volume<br>( Ton ) | Nilai<br>Value<br>(000 US\$) |
| (1)                   | (2)                                     | (3)                         | (4)                          | (5)                         | (6)                          |
|                       | <b>ASIA</b>                             | <b>1 107</b>                | <b>1 671</b>                 | <b>0</b>                    | <b>0</b>                     |
| 1                     | Japan                                   | 249                         | 1 195                        | -                           | -                            |
| 2                     | Korea, Republic of                      | 48                          | 49                           | -                           | -                            |
| 3                     | China                                   | 0                           | 4                            | -                           | -                            |
| 4                     | Singapore                               | 778                         | 384                          | -                           | -                            |
| 5                     | Malaysia                                | 0                           | 0                            | -                           | -                            |
| 6                     | India                                   | 32                          | 40                           | -                           | -                            |
|                       | <b>AFRICA</b>                           | <b>0</b>                    | <b>0</b>                     | <b>0</b>                    | <b>1</b>                     |
| 7                     | Mauritius                               | -                           | -                            | 0                           | 1                            |
|                       | <b>AMERICA</b>                          | <b>1 149</b>                | <b>2 330</b>                 | <b>705</b>                  | <b>1 877</b>                 |
| 8                     | United States                           | 0                           | 21                           | -                           | -                            |
| 9                     | Brazil                                  | 1 149                       | 2 308                        | 705                         | 1 877                        |
|                       | <b>EUROPE</b>                           | <b>18</b>                   | <b>96</b>                    | <b>0</b>                    | <b>0</b>                     |
| 10                    | Finland                                 | 1                           | 1                            | -                           | -                            |
| 11                    | Italy                                   | 17                          | 91                           | -                           | -                            |
| 12                    | Germany, Fed. Rep. Of                   | 0                           | 4                            | -                           | -                            |
| 13                    | Others                                  | -                           | -                            | 0                           | 0                            |
| <b>Jumlah / Total</b> |   | <b>2 274</b>                | <b>4 096</b>                 | <b>705</b>                  | <b>1 878</b>                 |

Tabel 15  
 Volume dan Nilai Ekspor Karet Alam Menurut Jenis Komoditi dan Negara Tujuan, 2007 dan 2008  
 Table 15  
 Volume and Value of Natural Rubber Exports by Type of Commodity and Country of Destination, 2007 and 2008

| No  | Negara Tujuan<br>Country of Destination | 2007                      |                              | 2008                      |                              |
|---|---|---------------------------|------------------------------|---------------------------|------------------------------|
|   |   | Volume<br>Volume<br>(Ton) | Nilai<br>Value<br>(000 US\$) | Volume<br>Volume<br>(Ton) | Nilai<br>Value<br>(000 US\$) |
| (1)   | (2)                                     | (3)                       | (4)                          | (5)                       | (6)                          |
| <b>1. HS : 4001 10120 LATEX CONTAINING LT.1/2% AMMONIA, CENTRIFUGE CONCENTRATE</b>  |   |                           |                              |                           |                              |
|   | <b>ASIA</b>                             | <b>945</b>                | <b>1 242</b>                 | <b>1 081</b>              | <b>1 709</b>                 |
| 1   | China                                   | 945                       | 1 242                        | 546                       | 805                          |
| 2   | Others                                  | -                         | -                            | 535                       | 905                          |
|   | <b>AMERICA</b>                          | <b>408</b>                | <b>480</b>                   | <b>181</b>                | <b>549</b>                   |
| 3   | United States                           | 308                       | 372                          | 181                       | 549                          |
| 4   | Brazil                                  | 100                       | 108                          | -                         | -                            |
|   | <b>Sub Jumlah / Sub Total</b>           | <b>1 353</b>              | <b>1 722</b>                 | <b>1 262</b>              | <b>2 258</b>                 |
| <b>2. HS : 4001 10190 LATEX CONTAINING LT.1/2% AMMONIA; OTHER CONCENTRATE</b>       |   |                           |                              |                           |                              |
|   | <b>ASIA</b>                             | <b>36</b>                 | <b>58</b>                    | <b>14</b>                 | <b>22</b>                    |
| 1   | Japan                                   | 36                        | 58                           | 14                        | 22                           |
| 2   | Singapore                               | 0                         | 0                            | -                         | -                            |
| 3   | Taiwan                                  | -                         | -                            | 0                         | 0                            |
|   | <b>EUROPE</b>                           | <b>0</b>                  | <b>1</b>                     | <b>0</b>                  | <b>0</b>                     |
| 4   | Germany                                 | 0                         | 1                            | 0                         | 0                            |
| 5   | Greece                                  | -                         | -                            | 0                         | 0                            |
|   | <b>Sub Jumlah / Sub Total</b>           | <b>36</b>                 | <b>59</b>                    | <b>14</b>                 | <b>22</b>                    |
| <b>3. HS : 4001 10220 LATEX CONTAINING &gt;1/2% AMMONIA, CENTRIFUGE CONCENTRATE</b> |   |                           |                              |                           |                              |
|   | <b>ASIA</b>                             | <b>2 831</b>              | <b>3 846</b>                 | <b>6 073</b>              | <b>10 247</b>                |
| 1   | Japan                                   | -                         | -                            | 304                       | 892                          |
| 2   | Korea, Republic of                      | -                         | -                            | 360                       | 857                          |
| 3   | Hong Kong                               | 664                       | 993                          | 842                       | 1 319                        |
| 4   | China                                   | 2 038                     | 2 718                        | 4 512                     | 7 084                        |
| 5   | Singapore                               | 3                         | 8                            | 18                        | 18                           |
| 6   | Malaysia                                | 0                         | 0                            | 25                        | 34                           |
| 7   | Turkey                                  | 126                       | 127                          | -                         | -                            |
| 8   | Others                                  | -                         | -                            | 12                        | 43                           |

Tabel 15 Lanjutan  
Table 15 Continued

| No   | Negara Tujuan<br><i>Country of Destination</i> | 2007                             |                                     | 2008                             |                                     |
|--|--|----------------------------------|-------------------------------------|----------------------------------|-------------------------------------|
|  |  | Volume<br><i>Volume</i><br>(Ton) | Nilai<br><i>Value</i><br>(000 US\$) | Volume<br><i>Volume</i><br>(Ton) | Nilai<br><i>Value</i><br>(000 US\$) |
| (1)  | (2)  | (3)                              | (4)                                 | (5)                              | (6)                                 |
|  | <b>AFRICA</b>                                  | -                                | -                                   | <b>61</b>                        | <b>190</b>                          |
| 9  | South Africa                                   | -                                | -                                   | 61                               | 190                                 |
|  | <b>AMERICA</b>                                 | <b>2 352</b>                     | <b>3 071</b>                        | <b>87</b>                        | <b>172</b>                          |
| 10   | United States                                  | 2 271                            | 2 898                               | 1                                | 14                                  |
| 11   | Brazil   | 81                               | 173                                 | 86                               | 158                                 |
|  | <b>EUROPE</b>                                  | <b>203</b>                       | <b>528</b>                          | <b>553</b>                       | <b>978</b>                          |
| 12   | Netherlands                                    | 203                              | 528                                 | -                                | -                                   |
| 13   | France   | 0                                | 0                                   | -                                | -                                   |
| 14   | Germany, Fed. Rep. Of                          | -                                | -                                   | 448                              | 790                                 |
| 15   | Italy  | -                                | -                                   | 105                              | 188                                 |
|  | <b>Sub Jumlah / Sub Total</b>                  | <b>5 386</b>                     | <b>7 445</b>                        | <b>6 774</b>                     | <b>11 587</b>                       |
| <b>4. HS : 4001 10290 NATURAL RUBBER LATEX, CONTAINING AMMONIA &gt;= 0.5% PROCESSED BY OTHER METHODS</b> |  |                                  |                                     |                                  |                                     |
|  | <b>ASIA</b>                                    | <b>169</b>                       | <b>254</b>                          | <b>382</b>                       | <b>623</b>                          |
| 1  | Japan  | 0                                | 0                                   | -                                | -                                   |
| 2  | Turkey   | 169                              | 254                                 | 370                              | 612                                 |
| 3  | Others   | -                                | -                                   | 12                               | 10                                  |
|  | <b>OCEANIA</b>                                 | <b>-</b>                         | <b>-</b>                            | <b>10</b>                        | <b>14</b>                           |
| 4  | New Zealand                                    | -                                | -                                   | 10                               | 14                                  |
|  | <b>EUROPE</b>                                  | <b>667</b>                       | <b>1 001</b>                        | <b>104</b>                       | <b>187</b>                          |
| 5  | United Kingdom                                 | 210                              | 315                                 | -                                | -                                   |
| 6  | Germany, Fed. Rep. Of                          | 182                              | 274                                 | 104                              | 187                                 |
| 7  | Italy  | 275                              | 412                                 | -                                | -                                   |
|  | <b>Sub Jumlah / Sub Total</b>                  | <b>836</b>                       | <b>1 255</b>                        | <b>496</b>                       | <b>824</b>                          |
| <b>5. HS : 4001 21000 SMOKED SHEETS</b>  |  |                                  |                                     |                                  |                                     |
|  | <b>ASIA</b>                                    | <b>157 105</b>                   | <b>318 496</b>                      | <b>66 307</b>                    | <b>174 584</b>                      |
| 1  | Japan  | 71 381                           | 143 702                             | 28 514                           | 74 621                              |
| 2  | Korea, Republic of                             | 7 292                            | 14 934                              | 2 766                            | 7 229                               |
| 3  | Taiwan, Province of China                      | 6 309                            | 13 091                              | 1 928                            | 4 950                               |
| 4  | China  | 41 029                           | 83 312                              | 12 887                           | 33 339                              |
| 5  | Singapore                                      | 15 147                           | 32 546                              | 11 631                           | 30 904                              |
| 6  | Turkey   | 4 017                            | 8 360                               | 1 611                            | 4 427                               |
| 7  | India  | 7 280                            | 13 256                              | 2 136                            | 5 614                               |
| 8  | Philippines                                    | 1 281                            | 2 445                               | 2 320                            | 6 342                               |

Tabel 15 Lanjutan  
 Table 15 Continued

| No  | Negara Tujuan<br><i>Country of Destination</i> | 2007                             |                                     | 2008                             |                                     |
|-----|--|----------------------------------|-------------------------------------|----------------------------------|-------------------------------------|
|     |  | Volume<br><i>Volume</i><br>(Ton) | Nilai<br><i>Value</i><br>(000 US\$) | Volume<br><i>Volume</i><br>(Ton) | Nilai<br><i>Value</i><br>(000 US\$) |
| (1) | (2)  | (3)                              | (4)                                 | (5)                              | (6)                                 |
| 9   | Vietnam  | 1 498                            | 3 022                               | 978                              | 2 718                               |
| 10  | Malaysia                                       | 565                              | 1 209                               | 1 169                            | 3 406                               |
| 11  | Others   | 1 307                            | 2 617                               | 367                              | 1 034                               |
|     | <b>AFRICA</b>                                  | <b>12 822</b>                    | <b>26 321</b>                       | <b>4 479</b>                     | <b>11 534</b>                       |
| 12  | Egypt  | 4 455                            | 9 454                               | 1 109                            | 2 908                               |
| 13  | South Africa                                   | 8 196                            | 16 543                              | 3 302                            | 8 446                               |
| 14  | Others   | 171                              | 324                                 | 68                               | 180                                 |
|     | <b>OCEANIA</b>                                 | <b>2 760</b>                     | <b>5 250</b>                        | <b>443</b>                       | <b>1 152</b>                        |
| 15  | Australia                                      | 2 498                            | 4 755                               | 443                              | 1 152                               |
| 16  | New Zealand                                    | 242                              | 449                                 | -                                | -                                   |
| 17  | Others   | 20                               | 46                                  | -                                | -                                   |
|     | <b>AMERICA</b>                                 | <b>43 210</b>                    | <b>89 470</b>                       | <b>30 475</b>                    | <b>82 485</b>                       |
| 18  | United States                                  | 22 307                           | 46 564                              | 16 578                           | 45 011                              |
| 19  | Canada   | 6 727                            | 13 779                              | 5 278                            | 14 579                              |
| 20  | Mexico   | 3 125                            | 6 157                               | 1 532                            | 4 132                               |
| 21  | Venezuela                                      | 2 332                            | 4 750                               | 867                              | 2 212                               |
| 22  | Brazil   | 6 474                            | 13 476                              | 4 408                            | 11 718                              |
| 23  | Argentina                                      | 1 349                            | 2 887                               | 519                              | 1 414                               |
| 24  | Others   | 897                              | 1 857                               | 1 293                            | 3 419                               |
|     | <b>EUROPE</b>                                  | <b>59 600</b>                    | <b>120 886</b>                      | <b>36 051</b>                    | <b>95 790</b>                       |
| 25  | United Kingdom                                 | 4 848                            | 9 996                               | 1 956                            | 5 220                               |
| 26  | Netherlands                                    | 8 454                            | 17 352                              | 4 585                            | 12 212                              |
| 27  | France   | 1 422                            | 2 830                               | 1 086                            | 2 916                               |
| 28  | Germany, Fed. Rep. Of                          | 10 916                           | 22 059                              | 4 163                            | 11 025                              |
| 29  | Belgium  | 14 397                           | 29 200                              | 7 056                            | 18 585                              |
| 30  | Poland   | 4 950                            | 9 767                               | 4 284                            | 11 438                              |
| 31  | Ukraine  | 289                              | 626                                 | 1 309                            | 3 526                               |
| 32  | Slovenia                                       | 1 329                            | 2 770                               | 650                              | 1 755                               |
| 33  | Russian Federation                             | 2 480                            | 5 136                               | 2 013                            | 5 296                               |
| 34  | Belarus  | 1 446                            | 2 842                               | 366                              | 1 090                               |
| 35  | Romania  | 2 015                            | 4 071                               | 968                              | 2 569                               |
| 36  | Spain  | 4 767                            | 9 614                               | 5 957                            | 15 922                              |
| 37  | Lithuania                                      | 775                              | 1 666                               | 366                              | 1 019                               |
| 38  | Others   | 1 512                            | 2 956                               | 1 292                            | 3 217                               |
|     | <b>Sub Jumlah / Sub Total</b>                  | <b>275 497</b>                   | <b>560 423</b>                      | <b>137 755</b>                   | <b>365 545</b>                      |

Tabel 15 Lanjutan  
Table 15 Continued

| No                                | Negara Tujuan<br><i>Country of Destination</i> | 2007                             |                                     | 2008                             |                                     |
|-----------------------------------|--|----------------------------------|-------------------------------------|----------------------------------|-------------------------------------|
|                                   |  | Volume<br><i>Volume</i><br>(Ton) | Nilai<br><i>Value</i><br>(000 US\$) | Volume<br><i>Volume</i><br>(Ton) | Nilai<br><i>Value</i><br>(000 US\$) |
| (1)                               | (2)  | (3)                              | (4)                                 | (5)                              | (6)                                 |
| <b>6. HS : 4001 22110 SIR 3CV</b> |  |                                  |                                     |                                  |                                     |
|                                   | <b>ASIA</b>                                    | <b>7 795</b>                     | <b>15 937</b>                       | <b>12 009</b>                    | <b>32 616</b>                       |
| 1                                 | Japan  | 343                              | 716                                 | 496                              | 1 484                               |
| 2                                 | Korea, Republic of                             | -                                | -                                   | 759                              | 2 085                               |
| 3                                 | China  | 3 185                            | 6 616                               | 4 959                            | 13 785                              |
| 4                                 | Singapore                                      | 2 107                            | 4 096                               | 2 025                            | 5 229                               |
| 5                                 | India  | 255                              | 558                                 | 161                              | 407                                 |
| 6                                 | Malaysia                                       | 262                              | 539                                 | 101                              | 265                                 |
| 7                                 | Pakistan                                       | 181                              | 410                                 | 1 089                            | 2 840                               |
| 8                                 | Taiwan   | 605                              | 1 231                               | 302                              | 787                                 |
| 9                                 | Vietnam  | 778                              | 1 601                               | 302                              | 760                                 |
| 10                                | Others   | 79                               | 170                                 | 1 815                            | 4 974                               |
|                                   | <b>AFRICA</b>                                  | <b>1 532</b>                     | <b>3 248</b>                        | <b>1 653</b>                     | <b>4 240</b>                        |
| 11                                | Egypt  | 40                               | 70                                  | -                                | -                                   |
| 12                                | South Africa                                   | 1 230                            | 2 652                               | 1 472                            | 3 816                               |
| 13                                | Kenya  | 262                              | 527                                 | -                                | -                                   |
| 14                                | Ethiopia                                       | -                                | -                                   | 181                              | 424                                 |
|                                   | <b>OCEANIA</b>                                 | <b>444</b>                       | <b>877</b>                          | <b>423</b>                       | <b>1 119</b>                        |
| 15                                | Australia                                      | 403                              | 807                                 | 423                              | 1 119                               |
| 16                                | East Timor                                     | 40                               | 70                                  | -                                | -                                   |
|                                   | <b>AMERICA</b>                                 | <b>12 861</b>                    | <b>26 712</b>                       | <b>14 207</b>                    | <b>38 513</b>                       |
| 17                                | United States                                  | 11 526                           | 23 918                              | 10 788                           | 29 265                              |
| 18                                | Canada   | 1 174                            | 2 458                               | 1 942                            | 5 173                               |
| 19                                | Mexico   | 121                              | 253                                 | 343                              | 831                                 |
| 20                                | Brazil   | 20                               | 44                                  | 531                              | 1 608                               |
| 21                                | Others   | 20                               | 40                                  | 603                              | 1 636                               |
|                                   | <b>EUROPE</b>                                  | <b>11 159</b>                    | <b>23 421</b>                       | <b>12 629</b>                    | <b>34 020</b>                       |
| 22                                | United Kingdom                                 | -                                | -                                   | 650                              | 1 848                               |
| 23                                | France   | 1 391                            | 2 936                               | 1 154                            | 3 102                               |
| 24                                | Germany, Fed. Rep. Of                          | 1 102                            | 2 192                               | 343                              | 883                                 |
| 25                                | Belgium  | 101                              | 155                                 | 181                              | 431                                 |
| 26                                | Italy  | 5 685                            | 12 158                              | 5 050                            | 13 951                              |
| 27                                | Spain  | 685                              | 1 535                               | 417                              | 991                                 |
| 28                                | Greece   | 242                              | 494                                 | 40                               | 113                                 |
| 29                                | Poland   | 170                              | 338                                 | 91                               | 278                                 |
| 30                                | Ukraine  | 101                              | 204                                 | 585                              | 1 450                               |
| 31                                | Lithuania                                      | 161                              | 343                                 | 3 205                            | 8 435                               |
| 32                                | Roamnia  | 217                              | 444                                 | 40                               | 117                                 |
| 33                                | Russia Federration                             | 1 027                            | 2 064                               | 161                              | 413                                 |

Tabel 15 Lanjutan  
Table 15 Continued

| No                                  | Negara Tujuan<br><i>Country of Destination</i> | 2007                             |                                     | 2008                             |                                     |
|-------------------------------------|--|----------------------------------|-------------------------------------|----------------------------------|-------------------------------------|
|                                     |  | Volume<br><i>Volume</i><br>(Ton) | Nilai<br><i>Value</i><br>(000 US\$) | Volume<br><i>Volume</i><br>(Ton) | Nilai<br><i>Value</i><br>(000 US\$) |
| (1)                                 | (2)  | (3)                              | (4)                                 | (5)                              | (6)                                 |
| 34                                  | Sweden   | 121                              | 246                                 | 363                              | 1 100                               |
| 35                                  | Others   | 156                              | 314                                 | 349                              | 908                                 |
| <b>Sub Jumlah / Sub Total</b>       |  | <b>33 791</b>                    | <b>70 196</b>                       | <b>40 921</b>                    | <b>110 508</b>                      |
| <b>7. HS : 4001 22190 OTHER SIR</b> |  |                                  |                                     |                                  |                                     |
| <b>ASIA</b>                         |  | <b>976 759</b>                   | <b>1 991 473</b>                    | <b>1 010 553</b>                 | <b>2 673 513</b>                    |
| 1                                   | China  | 294 140                          | 606 164                             | 295 056                          | 801 901                             |
| 2                                   | Hongkong                                       | 142                              | 264                                 | 286                              | 759                                 |
| 3                                   | India  | 43 082                           | 85 875                              | 23 788                           | 64 611                              |
| 4                                   | Iran   | 13 084                           | 27 136                              | 11 023                           | 27 967                              |
| 5                                   | Japan  | 325 957                          | 660 696                             | 371 326                          | 976 604                             |
| 6                                   | Korea, Democratic Peoples Republic             | 53                               | 109                                 | -                                | -                                   |
| 7                                   | Korea, Republic of                             | 85 617                           | 172 112                             | 102 460                          | 276 532                             |
| 8                                   | Malaysia                                       | 1 471                            | 2 981                               | 3 492                            | 9 276                               |
| 9                                   | Pakistan                                       | 4 455                            | 8 691                               | 2 564                            | 6 776                               |
| 10                                  | Philippines                                    | 3 427                            | 7 351                               | 4 574                            | 11 958                              |
| 11                                  | Singapore                                      | 143 897                          | 295 824                             | 137 525                          | 343 110                             |
| 12                                  | Sri Lanka                                      | 23                               | 50                                  | 867                              | 2 037                               |
| 13                                  | Taiwan   | 14 971                           | 30 186                              | 16 607                           | 44 726                              |
| 14                                  | Turkey   | 38 941                           | 79 732                              | 36 649                           | 95 210                              |
| 15                                  | Vietnam  | 7 358                            | 14 035                              | 3 851                            | 10 742                              |
| 16                                  | Yemen  | 141                              | 266                                 | -                                | -                                   |
| 17                                  | Others   | -                                | -                                   | 485                              | 1 304                               |
| <b>AFRIKA</b>                       |  | <b>25 098</b>                    | <b>50 132</b>                       | <b>30 147</b>                    | <b>81 461</b>                       |
| 18                                  | Algeria  | 493                              | 1 003                               | 564                              | 1 532                               |
| 19                                  | Djibauti                                       | 786                              | 1 577                               | 1 008                            | 2 723                               |
| 20                                  | Egypt  | 117                              | 251                                 | 4 375                            | 12 457                              |
| 21                                  | Ethiopia                                       | 343                              | 695                                 | -                                | -                                   |
| 22                                  | Kenya  | 2 076                            | 4 230                               | 1 290                            | 3 175                               |
| 23                                  | South Africa                                   | 21 162                           | 42 151                              | 22 889                           | 61 517                              |
| 24                                  | Tanzania, United Republic Of                   | 20                               | 37                                  | -                                | -                                   |
| 25                                  | Tunisia  | 101                              | 187                                 | -                                | -                                   |
| 26                                  | Morocco  | -                                | -                                   | 27                               | 57                                  |
| <b>OCEANIA</b>                      |  | <b>13 502</b>                    | <b>26 790</b>                       | <b>14 676</b>                    | <b>38 704</b>                       |
| 27                                  | Australia                                      | 12 156                           | 24 090                              | 12 741                           | 33 708                              |
| 28                                  | East Timor                                     | 96                               | 194                                 | -                                | -                                   |
| 29                                  | New Zealand                                    | 1 250                            | 2 506                               | 1 935                            | 4 996                               |

Tabel 15 Lanjutan  
 Table 15 Continued

| No  | Negara Tujuan<br><i>Country of Destination</i> | 2007                             |                                     | 2008                             |                                     |
|-----|--|----------------------------------|-------------------------------------|----------------------------------|-------------------------------------|
|     |  | Volume<br><i>Volume</i><br>(Ton) | Nilai<br><i>Value</i><br>(000 US\$) | Volume<br><i>Volume</i><br>(Ton) | Nilai<br><i>Value</i><br>(000 US\$) |
| (1) | (2)  | (3)                              | (4)                                 | (5)                              | (6)                                 |
|     | <b>AMERICA</b>                                 | <b>781 640</b>                   | <b>1 565 007</b>                    | <b>779 935</b>                   | <b>2 049 311</b>                    |
| 30  | Argentina                                      | 19 954                           | 40 365                              | 17 702                           | 46 576                              |
| 31  | Brazil   | 57 925                           | 117 932                             | 71 335                           | 190 503                             |
| 32  | Canada   | 44 517                           | 90 017                              | 50 793                           | 134 310                             |
| 33  | Chile  | 4 689                            | 9 305                               | 2 580                            | 6 765                               |
| 34  | Colombia                                       | 15 330                           | 31 060                              | 12 170                           | 30 416                              |
| 35  | Costa Rika                                     | 766                              | 1 424                               | 968                              | 2 341                               |
| 36  | Ecuador  | 5 020                            | 10 143                              | 5 181                            | 14 014                              |
| 37  | Mexico   | 18 523                           | 37 386                              | 18 887                           | 50 005                              |
| 38  | Norfolk Island                                 | 454                              | 898                                 | -                                | -                                   |
| 39  | Peru   | 2 008                            | 3 797                               | 20                               | 54                                  |
| 40  | United States                                  | 605 392                          | 1 208 563                           | 591 217                          | 1 550 610                           |
| 41  | Venezuela                                      | 7 063                            | 14 119                              | 8 880                            | 23 156                              |
| 42  | Others   | -                                | -                                   | 204                              | 561                                 |
|     | <b>EUROPE</b>                                  | <b>284 176</b>                   | <b>576 384</b>                      | <b>264 789</b>                   | <b>701 383</b>                      |
| 43  | Belgium  | 27 194                           | 54 499                              | 21 902                           | 56 212                              |
| 44  | Czech Republic                                 | 847                              | 1 623                               | 121                              | 310                                 |
| 45  | France   | 45 283                           | 91 068                              | 44 079                           | 116 342                             |
| 46  | Georgia  | 202                              | 399                                 | -                                | -                                   |
| 47  | Germany, Rep Of                                | 68 347                           | 140 512                             | 52 646                           | 143 420                             |
| 48  | Greece   | 1 996                            | 4 198                               | 791                              | 2 012                               |
| 49  | Hungary  | 3 311                            | 6 833                               | 3 086                            | 6 855                               |
| 50  | Ireland  | 814                              | 1 687                               | 508                              | 1 300                               |
| 51  | Italy  | 15 125                           | 30 622                              | 14 115                           | 37 617                              |
| 52  | Lithuania                                      | 2 837                            | 5 970                               | 3 629                            | 10 475                              |
| 53  | Netherlands                                    | 14 960                           | 30 391                              | 22 476                           | 59 862                              |
| 54  | Norway   | 38                               | 83                                  | 154                              | 430                                 |
| 55  | Poland   | 20 790                           | 41 906                              | 21 864                           | 58 106                              |
| 56  | Romania  | 14 516                           | 29 596                              | 11 606                           | 30 387                              |
| 57  | Russia Federration                             | 707                              | 1 432                               | 762                              | 2 055                               |
| 58  | Slovenia                                       | 11 567                           | 23 560                              | 10 037                           | 26 007                              |
| 59  | Spain  | 36 086                           | 72 476                              | 35 465                           | 93 594                              |
| 60  | Sweden   | 867                              | 1 743                               | 81                               | 214                                 |
| 61  | Ukraine  | 2 161                            | 4 637                               | 1 890                            | 4 812                               |
| 62  | United Kingdom                                 | 16 486                           | 33 068                              | 15 644                           | 41 801                              |
| 63  | Yugoslavia                                     | 41                               | 85                                  | 832                              | 1 951                               |
| 64  | Others   | -                                | -                                   | 3 101                            | 7 621                               |
|     | <b>Sub Jumlah / Sub Total</b>                  | <b>2 081 175</b>                 | <b>4 209 786</b>                    | <b>2 100 102</b>                 | <b>5 544 372</b>                    |



Tabel 15 Lanjutan  
Table 15 Continued

| No   | Negara Tujuan<br><i>Country of Destination</i> | 2007                             |                                     | 2008                             |                                     |
|--|--|----------------------------------|-------------------------------------|----------------------------------|-------------------------------------|
|  |  | Volume<br><i>Volume</i><br>(Ton) | Nilai<br><i>Value</i><br>(000 US\$) | Volume<br><i>Volume</i><br>(Ton) | Nilai<br><i>Value</i><br>(000 US\$) |
| (1)  | (2)  | (3)                              | (4)                                 | (5)                              | (6)                                 |
| <b>8. HS : 4001 22900 OTHER TSNR</b>           |  |                                  |                                     |                                  |                                     |
|  | <b>ASIA</b>                                    | <b>2 650</b>                     | <b>5 568</b>                        | <b>2 119</b>                     | <b>5 465</b>                        |
| 1  | Japan  | 59                               | 129                                 | 38                               | 90                                  |
| 2  | Korea, Republic of                             | 181                              | 388                                 | 116                              | 330                                 |
| 3  | Taiwan, Province of China                      | 81                               | 179                                 | -                                | -                                   |
| 4  | China  | 484                              | 998                                 | 869                              | 2 208                               |
| 5  | Singapore                                      | 101                              | 180                                 | 60                               | 154                                 |
| 6  | Viet Nam                                       | 302                              | 622                                 | 197                              | 453                                 |
| 7  | United Arab Emirat                             | 1 008                            | 2 161                               | -                                | -                                   |
| 8  | India  | 423                              | 905                                 | 474                              | 1 249                               |
| 9  | Others   | 11                               | 5                                   | 365                              | 981                                 |
|  | <b>AFRICA</b>                                  | <b>124</b>                       | <b>209</b>                          | -                                | -                                   |
| 10   | South Africa                                   | 121                              | 201                                 | -                                | -                                   |
| 11   | Other  | 3                                | 8                                   | -                                | -                                   |
|  | <b>OCEANIA</b>                                 | <b>40</b>                        | <b>85</b>                           | <b>182</b>                       | <b>486</b>                          |
| 12   | Australia                                      | 40                               | 85                                  | 182                              | 486                                 |
|  | <b>AMERICA</b>                                 | <b>3 675</b>                     | <b>7 586</b>                        | <b>4 571</b>                     | <b>12 182</b>                       |
| 13   | United States                                  | 2 466                            | 4 980                               | 3 401                            | 9 249                               |
| 14   | Canada   | 1 210                            | 2 606                               | 1 149                            | 2 896                               |
| 15   | Mexico   | -                                | -                                   | 21                               | 37                                  |
|  | <b>EUROPE</b>                                  | <b>1 012</b>                     | <b>2 084</b>                        | <b>554</b>                       | <b>1 447</b>                        |
| 16   | France   | 101                              | 172                                 | 60                               | 140                                 |
| 17   | Germany, Fed. Rep. Of                          | 262                              | 522                                 | -                                | -                                   |
| 18   | Spain  | 0                                | 0                                   | 45                               | 146                                 |
| 19   | Greece   | 161                              | 347                                 | -                                | -                                   |
| 20   | Portugal                                       | 141                              | 290                                 | 121                              | 331                                 |
| 21   | Ukraina  | 286                              | 626                                 | 222                              | 519                                 |
| 22   | Others   | 60                               | 126                                 | 106                              | 311                                 |
|  | <b>Sub Jumlah / Sub Total</b>                  | <b>7 501</b>                     | <b>15 532</b>                       | <b>7 426</b>                     | <b>19 580</b>                       |
| <b>9. HS : 4001 29000 OTHER NATURAL RUBBER</b> |  |                                  |                                     |                                  |                                     |
|  | <b>ASIA</b>                                    | <b>32</b>                        | <b>41</b>                           | -                                | -                                   |
| 1  | Japan  | 1                                | 2                                   | -                                | -                                   |
| 2  | Singapore                                      | 0                                | 0                                   | -                                | -                                   |
| 3  | India  | 31                               | 40                                  | -                                | -                                   |

Tabel 15 Lanjutan  
Table 15 Continued

| No  | Negara Tujuan<br><i>Country of Destination</i>  | 2007                             |                                     | 2008                             |                                     |
|-----|---|----------------------------------|-------------------------------------|----------------------------------|-------------------------------------|
|     |   | Volume<br><i>Volume</i><br>(Ton) | Nilai<br><i>Value</i><br>(000 US\$) | Volume<br><i>Volume</i><br>(Ton) | Nilai<br><i>Value</i><br>(000 US\$) |
| (1) | (2)   | (3)                              | (4)                                 | (5)                              | (6)                                 |
|     | <b>AFRICA</b>   | -                                | -                                   | <b>0</b>                         | <b>1</b>                            |
| 4   | Maurutius   | -                                | -                                   | 0                                | 1                                   |
|     | <b>AMERICA</b>  | <b>1 149</b>                     | <b>2 288</b>                        | <b>706</b>                       | <b>1 877</b>                        |
| 5   | United States   | 0                                | 1                                   | -                                | -                                   |
| 6   | Brazil  | 1 149                            | 2 287                               | 706                              | 1 877                               |
|     | <b>EUROPE</b>   | -                                | -                                   | <b>0</b>                         | <b>0</b>                            |
| 7   | Switzerland   | -                                | -                                   | 0                                | 0                                   |
|     | <b>Sub Jumlah / Sub Total</b>   | <b>1 181</b>                     | <b>2 329</b>                        | <b>706</b>                       | <b>1 878</b>                        |
|     | <b>10. HS : 4001 30000 BALATA, GUTTA PERCHA, GUAYULE, CHICLE AND SIMILAR NATURAL GUMS</b> |                                  |                                     |                                  |                                     |
|     | <b>ASIA</b>   | <b>1 074</b>                     | <b>1 629</b>                        | -                                | -                                   |
| 1   | Japan   | 248                              | 1 193                               | -                                | -                                   |
| 2   | Korea, Republic Of  | 48                               | 49                                  | -                                | -                                   |
| 3   | China   | 0                                | 4                                   | -                                | -                                   |
| 4   | Singapore   | 778                              | 384                                 | -                                | -                                   |
| 5   | Others  | 0                                | 0                                   | -                                | -                                   |
|     | <b>AMERICA</b>  | <b>1</b>                         | <b>42</b>                           | -                                | -                                   |
| 6   | United States   | 0                                | 21                                  | -                                | -                                   |
| 7   | Brazil  | 0                                | 21                                  | -                                | -                                   |
|     | <b>EUROPE</b>   | <b>18</b>                        | <b>96</b>                           | -                                | -                                   |
| 8   | Finlandia   | 1                                | 1                                   | -                                | -                                   |
| 9   | Italy   | 17                               | 91                                  | -                                | -                                   |
| 10  | Germany, Fed. Rep. Of   | 0                                | 4                                   | -                                | -                                   |
|     | <b>Sub Jumlah / Sub Total</b>   | <b>1 093</b>                     | <b>1 767</b>                        | -                                | -                                   |

Tabel 16.1 Perkembangan Volume Ekspor Karet Sintetis Menurut Jenis Komoditi ( Ton ), 2006 - 2008  
 Table Trend of Volume of Synthetic Rubber Exports by Type of Commodity ( Ton ), 2007-2008

| No                  | Jenis Komoditi<br>Type of Commodity            | Kode HS<br>HS Code | 2006          | 2007          | 2008          |
|---------------------|--|--------------------|---------------|---------------|---------------|
| (1)                 | (2)  | (3)                | (4)           | (5)           | (6)           |
| 1                   | Polybutadiene-Styrene Latex                    | 4002 11100         | 31 052        | 24 024        | 13 775        |
| 2                   | Other Polybutadiene-Styrene Latex              | 4002 11900         | -             | -             | -             |
| 3                   | Polybutadiene-Styrene Rubber (SBR)             | 4002 19100         | 11 637        | 18 197        | 7 959         |
| 4                   | Other SBR and XSBR2                            | 4002 19900         | -             | -             | -             |
| 5                   | Butadiene Rubber (BR)                          | 4002 20000         | 3 210         | 847           | 258           |
| 6                   | Isobutene-Isoprene (Butyl) Rubber (IIR)        | 400231000          | -             | 37            | 66            |
| 7                   | Other IIR                                      | 4002 39000         | 25            | 9             | 286           |
| 8                   | Latex of CR                                    | 4002 41000         | -             | -             | -             |
| 9                   | Other Form of CR                               | 4002 49000         | 1             | 10            | 4             |
| 10                  | Latex of NBR                                   | 4002 51000         | 170           | -             | 0             |
| 11                  | Other Form Of NBR                              | 4002 59000         | 88            | 3             | 34            |
| 12                  | Isoprene Rubber                                | 4002 60000         | -             | 1             | 0             |
| 13                  | Ethylene-Propylene-Non-Conjugated Diene Rubber | 4002 70000         | 156           | 340           | 232           |
| 14                  | Mixtures of Natural Rubber                     | 4002 80000         | 5             | 4             | 4             |
| 15                  | Latex of Synthetic Rubber                      | 4002 91000         | 0             | 616           | 1             |
| 16                  | Other Form of Synthetic Rubber                 | 4002 99000         | 2             | 1             | 6             |
| <b>Jumlah/Total</b> |  |                    | <b>46 346</b> | <b>44 089</b> | <b>22 625</b> |

Tabel 16.2 Perkembangan Nilai Ekspor Karet Sintetis Menurut Jenis Komoditi (000 US\$), 2006 - 2008  
 Table Trend of Value of Synthetic Rubber Exports by Type of Commodity (000 US\$), 2006-2008

| No                  | Jenis Komoditi<br>Type of Commodity            | Kode HS<br>HS Code | 2006          | 2007          | 2008          |
|---------------------|--|--------------------|---------------|---------------|---------------|
| (1)                 | (2)  | (3)                | (4)           | (5)           | (6)           |
| 1                   | Polybutadiene-Styrene Latex                    | 4002 11100         | 26 936        | 21 772        | 15 270        |
| 2                   | Other Polybutadiene-Styrene Latex              | 4002 11900         | -             | -             | -             |
| 3                   | Polybutadiene-Styrene Rubber (SBR)             | 4002 19100         | 18 612        | 31 637        | 23 041        |
| 4                   | Other SBR and XSBR2                            | 4002 19900         | -             | -             | -             |
| 5                   | Butadiene Rubber (BR)                          | 4002 20000         | 3 235         | 1 451         | 686           |
| 6                   | Isobutene-Isoprene (Butyl) Rubber (IIR)        | 4002 31000         | -             | 103           | 290           |
| 7                   | Other IIR                                      | 4002 39000         | 76            | 39            | 1 035         |
| 8                   | Latex of CR                                    | 4002 41000         | -             | 0             | -             |
| 9                   | Other Form of CR                               | 4002 49000         | 3             | 43            | 23            |
| 10                  | Latex of NBR                                   | 4002 51000         | 109           | -             | 2             |
| 11                  | Other Form of NBR                              | 4002 59000         | 60            | 7             | 82            |
| 12                  | Isoprene Rubber                                | 4002 60000         | -             | 3             | 0             |
| 13                  | Ethylene-Propylene-Non-Conjugated Diene Rubber | 4002 70000         | 474           | 1 018         | 818           |
| 14                  | Mixtures of Natural Rubber                     | 4002 80000         | 11            | 22            | 27            |
| 15                  | Latex of Synthetic Rubber                      | 4002 91000         | 0             | 483           | 1             |
| 16                  | Other Form of Synthetic Rubber                 | 4002 99000         | 6             | 6             | 11            |
| <b>Jumlah/Total</b> |  |                    | <b>49 523</b> | <b>56 584</b> | <b>41 286</b> |

Tabel 17.1 Volume Ekspor Karet Sintetis Bulanan Menurut Jenis Komoditi ( Ton ), 2008  
 Table Monthly Volume of Synthetic Rubber Exports by Type of Commodity ( Ton ), 2008

| No.                 | Jenis Komoditi<br>Type of Commodity                   | Kode HS<br>HS Code | Januari<br>January | Pebruari<br>February | Maret<br>March | April<br>April |
|---------------------|---|--------------------|--------------------|----------------------|----------------|----------------|
| (1)                 | (2)   | (3)                | (4)                | (5)                  | (6)            | (7)            |
| 1                   | Polybutadiene-Styrene Latex                           | 4002 11100         | 2 440              | 1 686                | 767            | 976            |
| 2                   | Polybutadiene-Stytene Rubber (SBR)                    | 4002 19100         | 662                | 584                  | 761            | 1 196          |
| 3                   | Butadiene Rubber (BR)                                 | 4002 20000         | 18                 | -                    | -              | 0              |
| 4                   | Isobutene-Isoprene (Butyl) Rubber (IIR)               | 4002 31000         | -                  | 0                    | -              | 65             |
| 5                   | Other IIR   | 4002 39000         | 2                  | 36                   | 37             | 24             |
| 6                   | Latex of CR   | 4002 41000         | -                  | -                    | 4              | 0              |
| 7                   | Other Form of CR                                      | 4002 49000         | -                  | 0                    | -              | -              |
| 8                   | Other Form of NBR                                     | 4002 59000         | -                  | -                    | -              | -              |
| 9                   | Isoprene Rubber                                       | 4002 60000         | -                  | -                    | -              | -              |
| 10                  | Ethylene-Propylene-Non-Conjugated Diene Rubber (EPDM) | 4002 70000         | 33                 | 22                   | 18             | 21             |
| 11                  | Mixtures of Natural Rubber                            | 4002 80000         | 0                  | 2                    | -              | -              |
| 12                  | Latex of Synthetic Rubber                             | 4002 91000         | -                  | 1                    | -              | -              |
| 13                  | Other Form of Synthetic Rubber                        | 4002 99000         | 6                  | 0                    | -              | -              |
| <b>Jumlah/Total</b> |   |                    | <b>3 161</b>       | <b>2 331</b>         | <b>1 587</b>   | <b>2 282</b>   |

| Mei<br>May   | Juni<br>June | Juli<br>July | Agustus<br>August | September<br>September | Oktober<br>October | Nopember<br>November | Desember<br>December | Jumlah<br>Total |
|--------------|--------------|--------------|-------------------|------------------------|--------------------|----------------------|----------------------|-----------------|
| (8)          | (9)          | (10)         | (11)              | (12)                   | (13)               | (14)                 | (15)                 | (16)            |
| 1 378        | 2 628        | 1 000        | 368               | 589                    | 685                | 319                  | 939                  | 13 775          |
| 1 631        | 1 063        | 971          | 233               | 294                    | 235                | 208                  | 121                  | 7 959           |
| 113          | -            | 13           | 114               | -                      | -                  | -                    | -                    | 258             |
| 1            | -            | -            | -                 | -                      | -                  | -                    | -                    | 66              |
| 29           | 26           | 73           | 17                | 40                     | 2                  | 0                    | 0                    | 286             |
| 0            | 0            | 0            | 0                 | 0                      | -                  | -                    | -                    | 4               |
| -            | -            | -            | -                 | -                      | -                  | -                    | -                    | 0               |
| -            | -            | -            | -                 | -                      | 17                 | 17                   | -                    | 34              |
| 0            | -            | -            | -                 | -                      | -                  | 0                    | -                    | 0               |
| 20           | 50           | 15           | 18                | 7                      | 3                  | 14                   | 11                   | 232             |
| 0            | -            | -            | -                 | 2                      | -                  | -                    | -                    | 4               |
| -            | -            | -            | -                 | -                      | 0                  | -                    | -                    | 1               |
| 0            | 0            | 0            | 0                 | 0                      | -                  | 0                    | -                    | 6               |
| <b>3 172</b> | <b>3 767</b> | <b>2 072</b> | <b>750</b>        | <b>932</b>             | <b>942</b>         | <b>558</b>           | <b>1 071</b>         | <b>22 625</b>   |

Tabel 17.2 Nilai Ekspor Karet Sintetis Bulanan Menurut Jenis Komoditi (000 US\$), 2008  
 Table Monthly Value of Synthetic Rubber Exports by Type of Commodity (000 US\$), 2008

| No.                 | Jenis Komoditi<br>Type of Commodity                   | Kode HS<br>HS Code | Januari<br>January | Pebruari<br>February | Maret<br>March | April<br>April |
|---------------------|---|--------------------|--------------------|----------------------|----------------|----------------|
| (1)                 | (2)   | (3)                | (4)                | (5)                  | (6)            | (7)            |
| 1                   | Polybutadiene-Styrene Latex                           | 400211100          | 2 137              | 1 622                | 861            | 1 065          |
| 2                   | Polybutadiene-Stytene Rubber (SBR)                    | 400219100          | 1 490              | 1 752                | 2 081          | 3 017          |
| 3                   | Butadiene Rubber (BR)                                 | 400220000          | 39                 | -                    | -              | 0              |
| 4                   | Isobutene-Isoprene (Butyl) Rubber (IIR)               | 400231000          | -                  | 0                    | -              | 286            |
| 5                   | Other IIR   | 400239000          | 11                 | 81                   | 68             | 116            |
| 6                   | Latex of CR   | 400241000          | -                  | -                    | 14             | 7              |
| 7                   | Other Form of CR                                      | 400249000          | -                  | 2                    | -              | -              |
| 8                   | Other Form of NBR                                     | 400259000          | -                  | -                    | -              | -              |
| 9                   | Isoprene Rubber                                       | 400260000          | -                  | -                    | -              | -              |
| 10                  | Ethylene-Propylene-Non-Conjugated Diene Rubber (EPDM) | 400270000          | 109                | 72                   | 73             | 80             |
| 11                  | Mixtures of Natural Rubber                            | 400280000          | 1                  | 7                    | -              | -              |
| 12                  | Latex of Synthetic Rubber                             | 400291000          | -                  | 1                    | -              | -              |
| 13                  | Other Form of Synthetic Rubber                        | 400299000          | 8                  | 1                    | -              | -              |
| <b>Jumlah/Total</b> |   |                    | <b>3 795</b>       | <b>3 538</b>         | <b>3 097</b>   | <b>4 571</b>   |

| Mei<br><i>May</i> | Juni<br><i>June</i> | Juli<br><i>July</i> | Agustus<br><i>August</i> | September<br><i>September</i> | Oktober<br><i>October</i> | Nopember<br><i>November</i> | Desember<br><i>December</i> | Jumlah<br><i>Total</i> |
|-------------------|---------------------|---------------------|--------------------------|-------------------------------|---------------------------|-----------------------------|-----------------------------|------------------------|
| (8)               | (9)                 | (10)                | (11)                     | (12)                          | (13)                      | (14)                        | (15)                        | (16)                   |
| 1 430             | 2 756               | 1 219               | 578                      | 906                           | 973                       | 413                         | 1 310                       | 15 270                 |
| 4 149             | 2 531               | 3 202               | 1 113                    | 1 178                         | 992                       | 825                         | 711                         | 23 041                 |
| 299               | -                   | 34                  | 314                      | -                             | -                         | -                           | -                           | 686                    |
| 4                 | -                   | -                   | -                        | -                             | -                         | -                           | -                           | 290                    |
| 103               | 96                  | 284                 | 80                       | 177                           | 19                        | -                           | -                           | 1 035                  |
| 0                 | 0                   | 1                   | 0                        | 1                             | -                         | -                           | -                           | 23                     |
| -                 | -                   | -                   | -                        | -                             | -                         | -                           | -                           | 2                      |
| -                 | -                   | -                   | -                        | -                             | 41                        | 41                          | -                           | 82                     |
| 0                 | -                   | -                   | -                        | -                             | -                         | 0                           | -                           | 0                      |
| 66                | 146                 | 47                  | 70                       | 39                            | 10                        | 57                          | 49                          | 818                    |
| 4                 | -                   | -                   | -                        | 15                            | -                         | -                           | -                           | 27                     |
| -                 | -                   | -                   | -                        | -                             | 0                         | -                           | -                           | 1                      |
| 0                 | 0                   | 2                   | 0                        | 0                             | -                         | 0                           | -                           | 11                     |
| <b>6 055</b>      | <b>5 529</b>        | <b>4 789</b>        | <b>2 155</b>             | <b>2 316</b>                  | <b>2 035</b>              | <b>1 336</b>                | <b>2 070</b>                | <b>41 286</b>          |



Tabel 18 Volume dan Nilai Ekspor Karet Sintetis Menurut Negara Tujuan, 2007 dan 2008  
 Table 18 Volume and Value of Synthetic Rubber Exports by Country of Destination, 2007 and 2008

| No                    | Negara Tujuan<br><i>Country of Destination</i> | 2007                             |                                     | 2008                             |                                     |
|-----------------------|--|----------------------------------|-------------------------------------|----------------------------------|-------------------------------------|
|                       |  | Volume<br><i>Volume</i><br>(Ton) | Nilai<br><i>Value</i><br>(000 US\$) | Volume<br><i>Volume</i><br>(Ton) | Nilai<br><i>Value</i><br>(000 US\$) |
| (1)                   | (2)  | (3)                              | (4)                                 | (5)                              | (6)                                 |
|                       | <b>ASIA</b>                                    | <b>38 951</b>                    | <b>50 518</b>                       | <b>18 561</b>                    | <b>34 203</b>                       |
| 1                     | Japan  | 111                              | 2 629                               | 119                              | 3 184                               |
| 2                     | Hongkong                                       | 343                              | 652                                 | 229                              | 314                                 |
| 3                     | Korea, Republic of                             | 1 059                            | 891                                 | 635                              | 760                                 |
| 4                     | China  | 21 684                           | 29 466                              | 7 912                            | 14 955                              |
| 5                     | Thailand                                       | 3 915                            | 4 126                               | 3 388                            | 5 138                               |
| 6                     | Singapore                                      | 653                              | 1 151                               | 647                              | 1 012                               |
| 7                     | Philippines                                    | 296                              | 650                                 | 260                              | 716                                 |
| 8                     | Malaysia                                       | 3 680                            | 4 310                               | 2 849                            | 4 600                               |
| 9                     | Vietnam  | 294                              | 365                                 | 53                               | 151                                 |
| 10                    | India  | 5 923                            | 4 891                               | 2 025                            | 2 138                               |
| 11                    | Pakistan                                       | 563                              | 715                                 | 180                              | 385                                 |
| 12                    | Others   | 429                              | 673                                 | 264                              | 850                                 |
|                       | <b>AFRICA</b>                                  | <b>320</b>                       | <b>305</b>                          | <b>0</b>                         | <b>9</b>                            |
| 13                    | Egypt  | 320                              | 301                                 | -                                | -                                   |
| 14                    | Kenya  | 0                                | 0                                   | -                                | -                                   |
| 15                    | South Africa                                   | 0                                | 4                                   | 0                                | 9                                   |
|                       | <b>OCEANIA</b>                                 | <b>4 080</b>                     | <b>3 914</b>                        | <b>3 679</b>                     | <b>3 920</b>                        |
| 16                    | Australia                                      | 571                              | 751                                 | 992                              | 1 358                               |
| 17                    | New Zealand                                    | 3 509                            | 3 163                               | 2 687                            | 2 562                               |
|                       | <b>AMERICA</b>                                 | <b>720</b>                       | <b>1 480</b>                        | <b>262</b>                       | <b>1 669</b>                        |
| 18                    | United States                                  | 722                              | 1 457                               | 259                              | 1 580                               |
| 19                    | Canada   | 1                                | 15                                  | 1                                | 37                                  |
| 20                    | Brazil   | 0                                | 8                                   | 1                                | 31                                  |
| 21                    | Others   | -                                | -                                   | 1                                | 21                                  |
|                       | <b>EUROPE</b>                                  | <b>15</b>                        | <b>367</b>                          | <b>123</b>                       | <b>1 485</b>                        |
| 22                    | United Kingdom                                 | 0                                | 3                                   | -                                | -                                   |
| 23                    | Germany, Fed. Rep. Of                          | 14                               | 357                                 | 42                               | 1 170                               |
| 24                    | Denmark  | 0                                | 5                                   | -                                | -                                   |
| 25                    | Belgium  | -                                | -                                   | 33                               | 141                                 |
| 26                    | Switzerland                                    | -                                | -                                   | 48                               | 174                                 |
| 27                    | Netherlands                                    | 0                                | 3                                   | -                                | -                                   |
| 28                    | Austria  | -                                | -                                   | 0                                | 0                                   |
| <b>Jumlah / Total</b> |  | <b>44 089</b>                    | <b>56 584</b>                       | <b>22 625</b>                    | <b>41 286</b>                       |

Tabel 19 Volume dan Nilai Ekspor Karet Sintetis Menurut Jenis Komoditi dan Negara Tujuan, 2007 dan 2008  
 Table 19 Volume and Value of Synthetic Rubber Exports by Type of Commodity and Country of Destination, 2007 and 2008

| No  | Negara Tujuan<br>Country of Destination | 2007                      |                              | 2008                      |                              |
|---|---|---------------------------|------------------------------|---------------------------|------------------------------|
|   |   | Volume<br>Volume<br>(Ton) | Nilai<br>Value<br>(000 US\$) | Volume<br>Volume<br>(Ton) | Nilai<br>Value<br>(000 US\$) |
| (1)   | (2)                                     | (3)                       | (4)                          | (5)                       | (6)                          |
| <b>1. HS 4002 11100 POLYBUTADIENE-STYRENE LATEX</b> |   |                           |                              |                           |                              |
|   | <b>ASIA</b>                             | <b>19 470</b>             | <b>18 112</b>                | <b>10 160</b>             | <b>11 585</b>                |
| 1   | Hong Kong                               | 304                       | 285                          | 192                       | 166                          |
| 2   | Korea, Republic of                      | 337                       | 348                          | 606                       | 610                          |
| 3   | China                                   | 6 107                     | 5 329                        | 2 247                     | 2 417                        |
| 4   | Thailand                                | 2 805                     | 2 384                        | 2 348                     | 2 437                        |
| 5   | Singapore                               | 648                       | 1 128                        | 542                       | 739                          |
| 6   | Malaysia                                | 2 911                     | 3 051                        | 2 181                     | 3 136                        |
| 7   | Vietnam                                 | 2                         | 3                            | 2                         | 5                            |
| 8   | India                                   | 5 782                     | 4 635                        | 1 898                     | 1 790                        |
| 9   | Pakistan                                | 194                       | 186                          | 12                        | 15                           |
| 10  | United Arab Emirates                    | 38                        | 173                          | 26                        | 133                          |
| 11  | Saudi Arabia                            | 101                       | 85                           | 38                        | 5                            |
| 12  | Taiwan                                  | 116                       | 148                          | 6                         | 8                            |
| 13  | Others                                  | 124                       | 357                          | 62                        | 124                          |
|   | <b>AFRIKA</b>                           | <b>320</b>                | <b>301</b>                   | <b>-</b>                  | <b>-</b>                     |
| 14  | Egypt                                   | 320                       | 301                          | -                         | -                            |
|   | <b>OCEANIA</b>                          | <b>4 019</b>              | <b>3 313</b>                 | <b>3 615</b>              | <b>3 684</b>                 |
| 15  | Australia                               | 520                       | 538                          | 933                       | 1 149                        |
| 16  | New Zealand                             | 3 499                     | 2 774                        | 2 682                     | 2 535                        |
|   | <b>AMERICA</b>                          | <b>215</b>                | <b>46</b>                    | <b>-</b>                  | <b>-</b>                     |
| 17  | United States                           | 215                       | 46                           | -                         | -                            |
|   | <b>EUROPE</b>                           | <b>-</b>                  | <b>-</b>                     | <b>0</b>                  | <b>1</b>                     |
| 18  | Germany                                 | -                         | -                            | 0                         | 1                            |
| <b>Sub Jumlah / Sub Total</b>                       |   | <b>24 024</b>             | <b>21 772</b>                | <b>13 775</b>             | <b>15 270</b>                |

Tabel 19 Lanjutan  
Table 19 Continued

| No   | Negara Tujuan<br><i>Country of Destination</i> | 2007                             |                                     | 2008                             |                                     |
|--|--|----------------------------------|-------------------------------------|----------------------------------|-------------------------------------|
|  |  | Volume<br><i>Volume</i><br>(Ton) | Nilai<br><i>Value</i><br>(000 US\$) | Volume<br><i>Volume</i><br>(Ton) | Nilai<br><i>Value</i><br>(000 US\$) |
| (1)  | (2)  | (3)                              | (4)                                 | (5)                              | (6)                                 |
| <b>2. HS 4002 19100 POLYBUTADIENE-STYRENE RUBBER (SBR)</b> |  |                                  |                                     |                                  |                                     |
|  | <b>ASIA</b>                                    | <b>18 110</b>                    | <b>30 221</b>                       | <b>7 773</b>                     | <b>20 421</b>                       |
| 1  | Japan  | 56                               | 2 456                               | 87                               | 3 083                               |
| 2  | Hongkong                                       | 0                                | 2                                   | 0                                | 7                                   |
| 3  | China  | 15 411                           | 23 635                              | 5 470                            | 11 843                              |
| 4  | Thailand                                       | 1 070                            | 1 627                               | 958                              | 2 463                               |
| 5  | Philippines                                    | 192                              | 293                                 | 154                              | 377                                 |
| 6  | Malaysia                                       | 716                              | 1 103                               | 593                              | 1 267                               |
| 7  | Vietnam  | 11                               | 36                                  | 17                               | 64                                  |
| 8  | India  | 141                              | 256                                 | 90                               | 207                                 |
| 9  | Pakistan                                       | 370                              | 529                                 | 168                              | 370                                 |
| 10   | Sri Lanka                                      | 126                              | 198                                 | 108                              | 354                                 |
| 11   | Others   | 17                               | 87                                  | 128                              | 386                                 |
|  | <b>AFRICA</b>                                  | <b>0</b>                         | <b>4</b>                            | <b>0</b>                         | <b>8</b>                            |
| 12   | South Africa                                   | 0                                | 4                                   | 0                                | 8                                   |
|  | <b>OCEANIA</b>                                 | <b>58</b>                        | <b>589</b>                          | <b>61</b>                        | <b>214</b>                          |
| 13   | Australia                                      | 48                               | 200                                 | 56                               | 187                                 |
| 14   | New Zealand                                    | 10                               | 389                                 | 5                                | 27                                  |
|  | <b>AMERICA</b>                                 | <b>16</b>                        | <b>467</b>                          | <b>35</b>                        | <b>1 057</b>                        |
| 15   | United States                                  | 15                               | 444                                 | 32                               | 967                                 |
| 16   | Others   | 1                                | 23                                  | 3                                | 90                                  |
|  | <b>EUROPE</b>                                  | <b>13</b>                        | <b>356</b>                          | <b>90</b>                        | <b>1 341</b>                        |
| 17   | Germany, Fed.Rep. Of                           | 13                               | 354                                 | 42                               | 1 168                               |
| 18   | United Kingdom                                 | 0                                | 2                                   | -                                | -                                   |
| 19   | Switzerland                                    | -                                | -                                   | 48                               | 173                                 |
|  | <b>Sub Jumlah / Sub Total</b>                  | <b>18 197</b>                    | <b>31 637</b>                       | <b>7 959</b>                     | <b>23 041</b>                       |
| <b>3. HS 4002 20000 BUTADIENE RUBBER (BR)</b>              |  |                                  |                                     |                                  |                                     |
|  | <b>ASIA</b>                                    | <b>354</b>                       | <b>484</b>                          | <b>31</b>                        | <b>73</b>                           |
| 1  | Korea, Republic of                             | -                                | -                                   | 13                               | 34                                  |
| 2  | Viet Nam                                       | 282                              | 326                                 | -                                | -                                   |
| 3  | Malaysia                                       | 34                               | 73                                  | 18                               | 38                                  |
| 4  | Others   | 39                               | 85                                  | 0                                | 1                                   |
|  | <b>AMERICA</b>                                 | <b>493</b>                       | <b>967</b>                          | <b>227</b>                       | <b>613</b>                          |
| 5  | United States                                  | 493                              | 967                                 | 227                              | 613                                 |
|  | <b>Sub Jumlah / Sub Total</b>                  | <b>847</b>                       | <b>1 451</b>                        | <b>258</b>                       | <b>686</b>                          |

Tabel Lanjutan  
19  
Table Continued

| No  | Negara Tujuan<br><i>Country of Destination</i> | 2007                             |                                     | 2008                             |                                     |
|---|--|----------------------------------|-------------------------------------|----------------------------------|-------------------------------------|
|   |  | Volume<br><i>Volume</i><br>(Ton) | Nilai<br><i>Value</i><br>(000 US\$) | Volume<br><i>Volume</i><br>(Ton) | Nilai<br><i>Value</i><br>(000 US\$) |
| (1)   | (2)  | (3)                              | (4)                                 | (5)                              | (6)                                 |
| <b>4. HS 4002 31000 ISOBUTENE-ISOPRENE (BUTYL) RUBBER (IIR)</b> |  |                                  |                                     |                                  |                                     |
|   | <b>ASIA</b>                                    | <b>37</b>                        | <b>103</b>                          | <b>66</b>                        | <b>290</b>                          |
| 1   | Taiwan   | 5                                | 13                                  | 65                               | 286                                 |
| 2   | Thailand                                       | 31                               | 86                                  | -                                | -                                   |
| 3   | Japan  | 1                                | 4                                   | 0                                | 0                                   |
| 4   | Korea, Republic of                             | -                                | -                                   | 1                                | 4                                   |
|   | <b>Sub Jumlah / Sub Total</b>                  | <b>37</b>                        | <b>103</b>                          | <b>66</b>                        | <b>290</b>                          |
| <b>5. HS 4002 39000 OTHER IIR</b>                               |  |                                  |                                     |                                  |                                     |
|   | <b>ASIA</b>                                    | <b>9</b>                         | <b>39</b>                           | <b>253</b>                       | <b>893</b>                          |
| 1   | Hongkong                                       | -                                | -                                   | -                                | -                                   |
| 2   | Malaysia                                       | 9                                | 39                                  | 54                               | 148                                 |
| 3   | Philippines                                    | -                                | -                                   | 68                               | 275                                 |
| 4   | China  | -                                | -                                   | 37                               | 141                                 |
| 5   | India  | -                                | -                                   | 37                               | 141                                 |
| 6   | Thailand                                       | -                                | -                                   | 52                               | 148                                 |
| 7   | Others   | -                                | -                                   | 5                                | 40                                  |
|   | <b>EUROPE</b>                                  | <b>-</b>                         | <b>-</b>                            | <b>33</b>                        | <b>142</b>                          |
| 8   | Belgium  | -                                | -                                   | 33                               | 142                                 |
|   | <b>Sub Jumlah / Sub Total</b>                  | <b>9</b>                         | <b>39</b>                           | <b>286</b>                       | <b>1 035</b>                        |
| <b>6. HS 4002 49000 OTHER FORM OF CR</b>                        |  |                                  |                                     |                                  |                                     |
|   | <b>ASIA</b>                                    | <b>10</b>                        | <b>43</b>                           | <b>4</b>                         | <b>23</b>                           |
| 1   | Malaysia                                       | 8                                | 37                                  | 0                                | 1                                   |
| 2   | Singapore                                      | 2                                | 5                                   | 4                                | 14                                  |
| 3   | Others   | -                                | -                                   | 0                                | 8                                   |
|   | <b>Sub Jumlah / Sub Total</b>                  | <b>10</b>                        | <b>43</b>                           | <b>4</b>                         | <b>23</b>                           |
| <b>7. HS 4002 51000 LATEX OF NBR</b>                            |  |                                  |                                     |                                  |                                     |
|   | <b>ASIA</b>                                    | <b>-</b>                         | <b>-</b>                            | <b>0</b>                         | <b>2</b>                            |
| 1   | Hong Kong                                      | -                                | -                                   | 0                                | 2                                   |
|   | <b>Sub Jumlah / Sub Total</b>                  | <b>-</b>                         | <b>-</b>                            | <b>0</b>                         | <b>2</b>                            |

Tabel Lanjutan  
19  
Table Continued

| No  | Negara Tujuan<br><i>Country of Destination</i> | 2007                             |                                     | 2008                             |                                     |
|---|--|----------------------------------|-------------------------------------|----------------------------------|-------------------------------------|
|   |  | Volume<br><i>Volume</i><br>(Ton) | Nilai<br><i>Value</i><br>(000 US\$) | Volume<br><i>Volume</i><br>(Ton) | Nilai<br><i>Value</i><br>(000 US\$) |
| (1)   | (2)  | (3)                              | (4)                                 | (5)                              | (6)                                 |
| <b>8. HS 4002 59000 OTHER FORM OF NBR</b>                               |  |                                  |                                     |                                  |                                     |
|   | <b>ASIA</b>                                    | <b>3</b>                         | <b>7</b>                            | <b>34</b>                        | <b>82</b>                           |
| 1   | Vietnam  | -                                | -                                   | 34                               | 82                                  |
| 2   | Malaysia                                       | 2                                | 6                                   | -                                | -                                   |
| 3   | Thailand                                       | 1                                | 1                                   | -                                | -                                   |
|   | <b>Sub Jumlah / Sub Total</b>                  | <b>3</b>                         | <b>7</b>                            | <b>34</b>                        | <b>82</b>                           |
| <b>9. HS 4002 60000 ISOPRENE RUBBER</b>                                 |  |                                  |                                     |                                  |                                     |
|   | <b>ASIA</b>                                    | <b>1</b>                         | <b>3</b>                            | <b>0</b>                         | <b>0</b>                            |
| 1   | Singapura                                      | 1                                | 3                                   | 0                                | 0                                   |
|   | <b>Sub Jumlah / Sub Total</b>                  | <b>1</b>                         | <b>3</b>                            | <b>0</b>                         | <b>0</b>                            |
| <b>10. HS 4002 70000 ETHYLENE-PROPYLENE-NON-CONJUGATED DIENE RUBBER</b> |  |                                  |                                     |                                  |                                     |
|   | <b>ASIA</b>                                    | <b>340</b>                       | <b>1 017</b>                        | <b>232</b>                       | <b>818</b>                          |
| 1   | Hongkong                                       | 38                               | 365                                 | 36                               | 132                                 |
| 2   | China  | 166                              | 502                                 | 158                              | 550                                 |
| 3   | Japan  | 28                               | 116                                 | 6                                | 40                                  |
| 4   | Republic of Korea                              | 100                              | 16                                  | -                                | -                                   |
| 5   | Thailand                                       | 7                                | 19                                  | 30                               | 90                                  |
| 6   | Others   | -                                | -                                   | 2                                | 6                                   |
|   | <b>EUROPE</b>                                  | <b>0</b>                         | <b>1</b>                            | <b>-</b>                         | <b>-</b>                            |
| 7   | Netherland                                     | 0                                | 1                                   | -                                | -                                   |
|   | <b>Sub Jumlah / Sub Total</b>                  | <b>340</b>                       | <b>1 018</b>                        | <b>232</b>                       | <b>818</b>                          |

Tabel Lanjutan  
19  
Table Continued

| No  | Negara Tujuan<br><i>Country of Destination</i> | 2007                             |                                     | 2008                             |                                     |
|---|--|----------------------------------|-------------------------------------|----------------------------------|-------------------------------------|
|   |  | Volume<br><i>Volume</i><br>(Ton) | Nilai<br><i>Value</i><br>(000 US\$) | Volume<br><i>Volume</i><br>(Ton) | Nilai<br><i>Value</i><br>(000 US\$) |
| (1)   | (2)  | (3)                              | (4)                                 | (5)                              | (6)                                 |
| <b>11. HS 4002 80000 MIXTURES OF NATURAL RUBBER</b>     |  |                                  |                                     |                                  |                                     |
|   | <b>ASIA</b>                                    | <b>0</b>                         | <b>3</b>                            | <b>0</b>                         | <b>4</b>                            |
| 1   | China  | -                                | -                                   | 0                                | 4                                   |
| 2   | Taiwan   | 0                                | 0                                   | -                                | -                                   |
| 3   | Thailand                                       | 0                                | 3                                   | -                                | -                                   |
|   | <b>AFRICA</b>                                  | <b>0</b>                         | <b>0</b>                            | <b>-</b>                         | <b>-</b>                            |
| 4   | Kenya  | 0                                | 0                                   | -                                | -                                   |
|   | <b>OCEANIA</b>                                 | <b>3</b>                         | <b>13</b>                           | <b>4</b>                         | <b>22</b>                           |
| 5   | Australia                                      | 3                                | 13                                  | 4                                | 22                                  |
|   | <b>EUROPE</b>                                  | <b>1</b>                         | <b>6</b>                            | <b>0</b>                         | <b>1</b>                            |
| 6   | United Kingdom                                 | 0                                | 1                                   | -                                | -                                   |
| 7   | Germany, Fed.Rep.Of                            | -                                | -                                   | 0                                | 1                                   |
| 8   | Denmark  | 0                                | 5                                   | -                                | -                                   |
| 9   | Netherland                                     | 0                                | 0                                   | -                                | -                                   |
|   | <b>Sub Jumlah / Sub Total</b>                  | <b>4</b>                         | <b>22</b>                           | <b>4</b>                         | <b>27</b>                           |
| <b>12. HS 4002 91000 LATEX OF SYNTHETIC RUBBER</b>      |  |                                  |                                     |                                  |                                     |
|   | <b>ASIA</b>                                    | <b>615</b>                       | <b>481</b>                          | <b>0</b>                         | <b>0</b>                            |
| 1   | Rep of Korea                                   | 615                              | 481                                 | -                                | -                                   |
| 2   | Malaysia                                       | -                                | -                                   | 0                                | 0                                   |
| 3   | Singapore                                      | -                                | -                                   | 0                                | 0                                   |
|   | <b>EUROPE</b>                                  | <b>1</b>                         | <b>2</b>                            | <b>1</b>                         | <b>1</b>                            |
| 4   | Germany  | 1                                | 2                                   | 1                                | 1                                   |
|   | <b>Sub Jumlah / Sub Total</b>                  | <b>616</b>                       | <b>483</b>                          | <b>1</b>                         | <b>1</b>                            |
| <b>13. HS 4002 99000 OTHER FORM OF SYNTHETIC RUBBER</b> |  |                                  |                                     |                                  |                                     |
|   | <b>ASIA</b>                                    | <b>1</b>                         | <b>3</b>                            | <b>6</b>                         | <b>11</b>                           |
| 1   | Singapore                                      | 0                                | 0                                   | 6                                | 10                                  |
| 2   | Japan  | 1                                | 2                                   | -                                | -                                   |
| 3   | Malaysia                                       | 0                                | 1                                   | 0                                | 1                                   |
| 4   | Philippines                                    | 0                                | 1                                   | 0                                | 0                                   |
|   | <b>EUROPE</b>                                  | <b>0</b>                         | <b>3</b>                            | <b>0</b>                         | <b>0</b>                            |
| 5   | Netherlands                                    | 0                                | 3                                   | -                                | -                                   |
| 6   | Austria  | -                                | -                                   | 0                                | 0                                   |
|   | <b>Sub Jumlah / Sub Total</b>                  | <b>1</b>                         | <b>6</b>                            | <b>6</b>                         | <b>11</b>                           |

Tabel 20.1 Perkembangan Volume Impor Karet Alam Menurut Jenis Komoditi ( Ton ), 2006 - 2008  
 Table Trend of Volume of Natural Rubber Imports by Type of Commodity ( Ton ), 2006-2008

| No                  | Jenis Komoditi<br>Type of Commodity                                 | Kode HS<br>HS Code | 2006         | 2007         | 2008          |
|---------------------|---|--------------------|--------------|--------------|---------------|
| (1)                 | (2)   | (3)                | (4)          | (5)          | (6)           |
| 1                   | Latex Containing Lt.1/2% Ammonia;<br>Cream Concentrate              | 400110110          | -            | -            | -             |
| 2                   | Latex Containing Lt.1/2% Ammonia;<br>Centrifuge Concentrate         | 400110120          | 0            | -            | 106           |
| 3                   | Latex Containing Lt.1/2% Ammonia;<br>Other Concentrate              | 400110190          | -            | -            | 1 285         |
| 4                   | Latex Containing >1/2% Ammonia;<br>Cream Concentrate                | 400110210          | 35           | 37           | -             |
| 5                   | Latex Containing >1/2% Ammonia;<br>Centrifuge Concentrate           | 400110220          | 5 612        | 8 028        | 6 212         |
| 6                   | Latex Containing >1/2% Ammonia;<br>Other Concentrate                | 400110290          | -            | -            | 379           |
| 7                   | Other Natural Rubber Latex  | 400110900          | 66           | 83           | -             |
| 8                   | Smoked Sheets   | 400121000          | 111          | 1 143        | 3 200         |
| 9                   | SIR 3CV   | 400122110          | -            | 4            | 75            |
| 10                  | SIR 10  | 400122150          | -            | -            | -             |
| 11                  | SIR 20  | 400122160          | 941          | 387          | -             |
| 12                  | Other SIR   | 400122190          | -            | -            | 452           |
| 13                  | Other TSRN  | 400122900          | 1            | 22           | 224           |
| 14                  | Other Natural Rubber  | 400129000          | 108          | 124          | 654           |
| 15                  | "Balata, Gutta Percha, Guayule,<br>Chicle and Similar Natural Gums" | 400130000          | 1            | 4            | -             |
| <b>Jumlah/Total</b> |   |                    | <b>6 875</b> | <b>9 832</b> | <b>12 587</b> |

Tabel 20.2 Perkembangan Nilai Impor Karet Alam Menurut Jenis Komoditi ( 000 US\$ ), 2006 - 2008  
 Table Trend of Value of Natural Rubber Imports by Type of Commodity (000 US\$), 2006-2008

| No                  | Jenis Komoditi<br>Type of Commodity                                 | Kode HS<br>HS Code | 2006          | 2007          | 2008          |
|---------------------|---|--------------------|---------------|---------------|---------------|
| (1)                 | (2)   | (3)                | (4)           | (5)           | (6)           |
| 1                   | Latex Containing Lt.1/2% Ammonia;<br>Cream Concentrate              | 400110110          | -             | -             | -             |
| 2                   | Latex Containing Lt.1/2% Ammonia;<br>Centrifuge Concentrate         | 400110120          | 0             | -             | 195           |
| 3                   | Latex Containing Lt.1/2% Ammonia;<br>Other Concentrate              | 400110190          | -             | -             | 3 800         |
| 4                   | Latex Containing >1/2% Ammonia;<br>Cream Concentrate                | 400110210          | 43            | 77            | -             |
| 5                   | Latex Containing >1/2% Ammonia;<br>Centrifuge Concentrate           | 400110220          | 9 833         | 10 979        | 12 298        |
| 6                   | Latex Containing >1/2% Ammonia;<br>Other Concentrate                | 400110290          | -             | -             | 655           |
| 7                   | Other Natural Rubber Latex  | 400110900          | 278           | 224           | -             |
| 8                   | Smoked Sheets   | 400121000          | 195           | 390           | 2 724         |
| 9                   | SIR 3CV   | 400122110          | -             | 36            | 220           |
| 10                  | SIR 10  | 400122150          | -             | -             | -             |
| 11                  | SIR 20  | 400122160          | 1 743         | 761           | -             |
| 12                  | Other SIR   | 400122190          | -             | -             | 1 385         |
| 13                  | Other TSRN  | 400122900          | 3             | 10            | 754           |
| 14                  | Other Natural Rubber  | 400129000          | 471           | 461           | 2 101         |
| 15                  | "Balata, Gutta Percha, Guayule,<br>Chicle and Similar Natural Gums" | 400130000          | 2             | 14            | -             |
| <b>Jumlah/Total</b> |   |                    | <b>12 568</b> | <b>12 952</b> | <b>24 132</b> |



Tabel 21.1 Volume Impor Karet Alam Bulanan Menurut Jenis Komoditi ( Ton ), 2008  
 Table Monthly Volume of Natural Rubber Imports by Type of Commodity ( Ton ), 2008

| No.                 | Jenis Komoditi<br>Type of Commodity                                 | Kode HS<br>HS Code | Januari<br>January | Pebruari<br>February | Maret<br>March | April<br>April |
|---------------------|---|--------------------|--------------------|----------------------|----------------|----------------|
| (1)                 | (2)   | (3)                | (4)                | (5)                  | (6)            | (7)            |
| 1                   | Latex Containing Lt.1/2% Ammonia;<br>Cream Concentrate              | 400110110          | -                  | -                    | -              | -              |
| 2                   | Latex Containing Lt.1/2% Ammonia;<br>Centrifuge Concentrate         | 400110120          | 0                  | 0                    | 0              | 2              |
| 3                   | Latex Containing Lt.1/2% Ammonia;<br>Other Concentrate              | 400110190          | 155                | 133                  | 145            | 2              |
| 4                   | Latex Containing >1/2% Ammonia;<br>Cream Concentrate                | 400110210          | -                  | -                    | -              | -              |
| 5                   | Latex Containing >1/2% Ammonia;<br>Centrifuge Concentrate           | 400110220          | 841                | 839                  | 418            | 517            |
| 6                   | Latex Containing >1/2% Ammonia;<br>Other Concentrate                | 400110290          | 18                 | 16                   | 2              | 6              |
| 7                   | Other Natural Rubber Latex  | 400110900          | -                  | -                    | -              | -              |
| 8                   | Smoked Sheets   | 400121000          | 191                | 47                   | 250            | 100            |
| 9                   | SIR 3CV   | 400122110          | 0                  | 0                    | 0              | 0              |
| 10                  | SIR 10  | 400122150          | -                  | -                    | -              | -              |
| 11                  | SIR 20  | 400122160          | -                  | -                    | -              | -              |
| 12                  | Other SIR   | 400122190          | 93                 | 0                    | 28             | 0              |
| 13                  | Other TSRN  | 400122900          | 0                  | 0                    | 0              | 0              |
| 14                  | Other Natural Rubber  | 400129000          | 2                  | 53                   | 167            | 21             |
| 15                  | "Balata, Gutta Percha, Guayule,<br>Chicle and Similar Natural Gums" | 400130000          | -                  | -                    | -              | -              |
| <b>Jumlah/Total</b> |   |                    | <b>1 300</b>       | <b>1 088</b>         | <b>1 010</b>   | <b>648</b>     |

| Mei<br><i>May</i> | Juni<br><i>June</i> | Juli<br><i>July</i> | Agustus<br><i>August</i> | September<br><i>September</i> | Oktober<br><i>October</i> | Nopember<br><i>November</i> | Desember<br><i>December</i> | Jumlah<br><i>Total</i> |
|-------------------|---------------------|---------------------|--------------------------|-------------------------------|---------------------------|-----------------------------|-----------------------------|------------------------|
| (8)               | (9)                 | (10)                | (11)                     | (12)                          | (13)                      | (14)                        | (15)                        | (16)                   |
| -                 | -                   | -                   | -                        | -                             | -                         | -                           | -                           | -                      |
| 0                 | 0                   | 0                   | 0                        | 20                            | 0                         | 84                          | 0                           | 106                    |
| 447               | 82                  | 16                  | 40                       | 60                            | 141                       | 1                           | 63                          | 1 285                  |
| -                 | -                   | -                   | -                        | -                             | -                         | -                           | -                           | -                      |
| 439               | 353                 | 561                 | 355                      | 670                           | 112                       | 129                         | 978                         | 6 212                  |
| 17                | 2                   | 0                   | 4                        | 20                            | 3                         | 291                         | 0                           | 379                    |
| -                 | -                   | -                   | -                        | -                             | -                         | -                           | -                           | -                      |
| 418               | 567                 | 575                 | 489                      | 279                           | 134                       | 114                         | 36                          | 3 200                  |
| 18                | 19                  | 0                   | 0                        | 19                            | 19                        | 0                           | 0                           | 75                     |
| -                 | -                   | -                   | -                        | -                             | -                         | -                           | -                           | -                      |
| -                 | -                   | -                   | -                        | -                             | -                         | -                           | -                           | -                      |
| 0                 | 0                   | 1                   | 21                       | 45                            | 117                       | 147                         | 0                           | 452                    |
| 0                 | 0                   | 0                   | 1                        | 25                            | 114                       | 26                          | 58                          | 224                    |
| 77                | 21                  | 62                  | 35                       | 140                           | 18                        | 17                          | 41                          | 654                    |
| -                 | -                   | -                   | -                        | -                             | -                         | -                           | -                           | -                      |
| <b>1 416</b>      | <b>1 044</b>        | <b>1 215</b>        | <b>945</b>               | <b>1 278</b>                  | <b>658</b>                | <b>809</b>                  | <b>1 176</b>                | <b>12 587</b>          |

Tabel 21.2 Nilai Impor Karet Alam Bulanan Menurut Jenis Komoditi (000 US\$), 2008  
 Table Monthly Value of Natural Rubber Imports by Type of Commodity (000 US\$), 2008

| No.                 | Jenis Komoditi<br>Type of Commodity                                 | Kode HS<br>HS Code | Januari<br>January | Pebruari<br>February | Maret<br>March | April<br>April |
|---------------------|---|--------------------|--------------------|----------------------|----------------|----------------|
| (1)                 | (2)   | (3)                | (4)                | (5)                  | (6)            | (7)            |
| 1                   | Latex Containing Lt.1/2% Ammonia;<br>Cream Concentrate              | 400110110          | -                  | -                    | -              | -              |
| 2                   | Latex Containing Lt.1/2% Ammonia;<br>Centrifuge Concentrate         | 400110120          | 0                  | 0                    | 0              | 4              |
| 3                   | Latex Containing Lt.1/2% Ammonia;<br>Other Concentrate              | 400110190          | 499                | 338                  | 522            | 43             |
| 4                   | Latex Containing >1/2% Ammonia;<br>Cream Concentrate                | 400110210          | -                  | -                    | -              | -              |
| 5                   | Latex Containing >1/2% Ammonia;<br>Centrifuge Concentrate           | 400110220          | 1 402              | 1 295                | 666            | 2 487          |
| 6                   | Latex Containing >1/2% Ammonia;<br>Other Concentrate                | 400110290          | 10                 | 31                   | 6              | 66             |
| 7                   | Other Natural Rubber Latex  | 4001 10900         | -                  | -                    | -              | -              |
| 8                   | Smoked Sheets   | 4001 21000         | 155                | 58                   | 735            | 34             |
| 9                   | SIR 3CV   | 4001 22110         | 0                  | 0                    | 0              | 0              |
| 10                  | SIR 10  | 4001 22150         | -                  | -                    | -              | -              |
| 11                  | SIR 20  | 4001 22160         | -                  | -                    | -              | -              |
| 12                  | Other SIR   | 4001 22190         | 211                | 9                    | 111            | 0              |
| 13                  | Other TSRN  | 4001 22900         | 15                 | 6                    | 14             | 0              |
| 14                  | Other Natural Rubber  | 400129000          | 47                 | 179                  | 571            | 59             |
| 15                  | "Balata, Gutta Percha, Guayule,<br>Chicle and Similar Natural Gums" | 400130000          | -                  | -                    | -              | -              |
| <b>Jumlah/Total</b> |   |                    | <b>2 339</b>       | <b>1 916</b>         | <b>2 625</b>   | <b>2 693</b>   |

| Mei<br><i>May</i> | Juni<br><i>June</i> | Juli<br><i>July</i> | Agustus<br><i>August</i> | September<br><i>September</i> | Oktober<br><i>October</i> | Nopember<br><i>November</i> | Desember<br><i>December</i> | Jumlah<br><i>Total</i> |
|-------------------|---------------------|---------------------|--------------------------|-------------------------------|---------------------------|-----------------------------|-----------------------------|------------------------|
| (8)               | (9)                 | (10)                | (11)                     | (12)                          | (13)                      | (14)                        | (15)                        | (16)                   |
| -                 | -                   | -                   | -                        | -                             | -                         | -                           | -                           | -                      |
| 0                 | 0                   | 0                   | 0                        | 71                            | 0                         | 120                         | 0                           | 195                    |
| 944               | 298                 | 79                  | 172                      | 217                           | 506                       | 7                           | 175                         | 3 800                  |
| -                 | -                   | -                   | -                        | -                             | -                         | -                           | -                           | -                      |
| 803               | 674                 | 1 088               | 740                      | 1 444                         | 210                       | 238                         | 1 251                       | 12 298                 |
| 42                | 6                   | 0                   | 12                       | 61                            | 9                         | 412                         | 0                           | 655                    |
| -                 | -                   | -                   | -                        | -                             | -                         | -                           | -                           | -                      |
| 441               | 211                 | 653                 | 147                      | 177                           | 41                        | 32                          | 40                          | 2 724                  |
| 47                | 55                  | 0                   | 0                        | 58                            | 60                        | 0                           | 0                           | 220                    |
| -                 | -                   | -                   | -                        | -                             | -                         | -                           | -                           | -                      |
| -                 | -                   | -                   | -                        | -                             | -                         | -                           | -                           | -                      |
| 0                 | 0                   | 1                   | 71                       | 152                           | 395                       | 434                         | 1                           | 1 385                  |
| 18                | 0                   | 3                   | 31                       | 69                            | 355                       | 75                          | 168                         | 754                    |
| 261               | 89                  | 220                 | 135                      | 278                           | 145                       | 44                          | 73                          | 2 101                  |
| -                 | -                   | -                   | -                        | -                             | -                         | -                           | -                           | -                      |
| <b>2 556</b>      | <b>1 333</b>        | <b>2 044</b>        | <b>1 308</b>             | <b>2 527</b>                  | <b>1 721</b>              | <b>1 362</b>                | <b>1 708</b>                | <b>24 132</b>          |

Tabel 22 Volume dan Nilai Impor Karet Alam Menurut Negara Asal, 2007 dan 2008

Table Volume and Value of Natural Rubber Imports by Country of Origin, 2007 and 2008

| No  | Negara Asal<br>Country of Origin | 2007                      |                              | 2008                      |                              |
|-----|----------------------------------|---------------------------|------------------------------|---------------------------|------------------------------|
|     |                                  | Volume<br>Volume<br>(Ton) | Nilai<br>Value<br>(000 US\$) | Volume<br>Volume<br>(Ton) | Nilai<br>Value<br>(000 US\$) |
| (1) | (2)                              | (3)                       | (4)                          | (5)                       | (6)                          |
|     | <b>ASIA</b>                      | <b>9 780</b>              | <b>12 567</b>                | <b>11 831</b>             | <b>20 478</b>                |
| 1   | Korea, Republic of               | 20                        | 28                           | 25                        | 494                          |
| 2   | Taiwan, Province of China        | 1 114                     | 381                          | 2 705                     | 1 726                        |
| 3   | China                            | 54                        | 34                           | 212                       | 404                          |
| 4   | Thailand                         | 2 546                     | 3 842                        | 2 000                     | 4 349                        |
| 5   | Singapore                        | 121                       | 426                          | 807                       | 2 664                        |
| 6   | Malaysia                         | 222                       | 306                          | 299                       | 597                          |
| 7   | Vietnam                          | 5 394                     | 6 943                        | 5 449                     | 9 071                        |
| 8   | India                            | 0                         | 0                            | -                         | -                            |
| 9   | Indonesia                        | -                         | -                            | 91                        | 292                          |
| 10  | Japan                            | 303                       | 604                          | 176                       | 680                          |
| 11  | Others                           | 7                         | 1                            | 67                        | 201                          |
|     | <b>AFRICA</b>                    | <b>-</b>                  | <b>-</b>                     | <b>4</b>                  | <b>11</b>                    |
| 12  | Mauritius                        | -                         | -                            | 4                         | 11                           |
|     | <b>OCEANIA</b>                   | <b>42</b>                 | <b>264</b>                   | <b>208</b>                | <b>901</b>                   |
| 13  | Australia                        | 42                        | 264                          | 208                       | 901                          |
|     | <b>AMERICA</b>                   | <b>8</b>                  | <b>61</b>                    | <b>95</b>                 | <b>292</b>                   |
| 14  | United States                    | 7                         | 44                           | 94                        | 256                          |
| 15  | Canada                           | 1                         | 16                           | 1                         | 36                           |
|     | <b>EUROPE</b>                    | <b>2</b>                  | <b>60</b>                    | <b>449</b>                | <b>2 450</b>                 |
| 16  | United Kingdom                   | 0                         | 44                           | 0                         | 4                            |
| 17  | Netherlands                      | 0                         | 2                            | 21                        | 104                          |
| 18  | Germany, Fed. Rep. Of            | 0                         | 3                            | 428                       | 2 342                        |
| 19  | Russia Federation                | -                         | -                            | 0                         | 0                            |
| 20  | Belgium                          | 0                         | 5                            | -                         | -                            |
| 21  | Italy                            | 1                         | 5                            | -                         | -                            |
| 22  | Malta                            | 1                         | 1                            | -                         | -                            |
|     | <b>Jumlah/Total</b>              | <b>9 832</b>              | <b>12 952</b>                | <b>12 587</b>             | <b>24 132</b>                |

Tabel 22.1 Volume dan Nilai Impor Latex dan SIR Menurut Negara Asal, 2007 dan 2008

Table 22.1 Volume and Value of Latex and SIR Imports by Country of Origin, 2007 and 2008

| No  | Negara Asal<br>Country of Origin | 2007                      |                              | 2008                      |                              |
|-----|----------------------------------|---------------------------|------------------------------|---------------------------|------------------------------|
|     |                                  | Volume<br>Volume<br>(Ton) | Nilai<br>Value<br>(000 US\$) | Volume<br>Volume<br>(Ton) | Nilai<br>Value<br>(000 US\$) |
| (1) | (2)                              | (3)                       | (4)                          | (5)                       | (6)                          |
|     | <b>LATEX</b>                     |                           |                              |                           |                              |
|     | <b>ASIA</b>                      | <b>8 147</b>              | <b>11 239</b>                | <b>7 500</b>              | <b>14 349</b>                |
| 1   | Japan                            | 1                         | 14                           | 148                       | 580                          |
| 2   | Korea, Republic of               | 20                        | 26                           | 15                        | 304                          |
| 3   | Taiwan, Province of China        | 13                        | 8                            | 183                       | 599                          |
| 4   | China                            | 3                         | 12                           | 17                        | 82                           |
| 5   | Thailand                         | 2 526                     | 3 801                        | 1 759                     | 3 647                        |
| 6   | Singapore                        | 27                        | 185                          | 55                        | 194                          |
| 7   | Malaysia                         | 214                       | 283                          | 121                       | 234                          |
| 8   | Vietnam                          | 5 337                     | 6 891                        | 5 157                     | 8 539                        |
| 9   | Others                           | 6                         | 18                           | 45                        | 170                          |
|     | <b>AFRICA</b>                    | -                         | -                            | <b>4</b>                  | <b>11</b>                    |
| 10  | Mauritius                        | -                         | -                            | 4                         | 11                           |
|     | <b>OCEANIA</b>                   | <b>0</b>                  | <b>1</b>                     | <b>19</b>                 | <b>57</b>                    |
| 11  | Australia                        | 0                         | 1                            | 19                        | 57                           |
|     | <b>AMERICA</b>                   | <b>0</b>                  | <b>1</b>                     | <b>22</b>                 | <b>126</b>                   |
| 12  | United States                    | 0                         | 1                            | 21                        | 91                           |
| 13  | Canada                           | -                         | -                            | 1                         | 35                           |
|     | <b>EUROPE</b>                    | <b>1</b>                  | <b>40</b>                    | <b>437</b>                | <b>2 405</b>                 |
| 14  | United Kingdom                   | 0                         | 36                           | 0                         | 4                            |
| 15  | Germany                          | 0                         | 3                            | 416                       | 2 297                        |
| 16  | Malta                            | 1                         | 1                            | -                         | -                            |
| 17  | Netherland                       | -                         | -                            | 21                        | 104                          |
|     | <b>Sub Jumlah / SubTotal</b>     | <b>8 148</b>              | <b>11 280</b>                | <b>7 982</b>              | <b>16 948</b>                |
|     | <b>SIR</b>                       |                           |                              |                           |                              |
|     | <b>ASIA</b>                      | <b>413</b>                | <b>807</b>                   | <b>677</b>                | <b>2 194</b>                 |
| 1   | Japan                            | 301                       | 584                          | 27                        | 94                           |
| 2   | China                            | 20                        | 5                            | 101                       | 294                          |
| 3   | Singapore                        | 90                        | 214                          | 161                       | 544                          |
| 4   | Indonesia                        | -                         | -                            | 91                        | 292                          |
| 5   | Malaysia                         | 2                         | 3                            | -                         | -                            |
| 6   | Others                           | -                         | -                            | 297                       | 970                          |
|     | <b>AMERICA</b>                   | -                         | -                            | <b>74</b>                 | <b>164</b>                   |
| 7   | United States                    | -                         | -                            | 74                        | 164                          |
|     | <b>EUROPE</b>                    | -                         | -                            | <b>0</b>                  | <b>0</b>                     |
| 8   | Germany                          | -                         | -                            | 0                         | 0                            |
|     | <b>Sub Jumlah /SubTotal</b>      | <b>413</b>                | <b>807</b>                   | <b>751</b>                | <b>2 358</b>                 |

Tabel 22.2 Volume dan Nilai Impor RSS dan Karet Alam Lainnya Menurut Negara Asal, 2007 dan 2008  
 Table Volume and Value of RSS and Other Natural Rubber Imports by Country of Origin, 2007 and 2008

| No  | Negara Asal<br>Country of Origin | 2007                        |                              | 2008                        |                              |
|-----|----------------------------------|-----------------------------|------------------------------|-----------------------------|------------------------------|
|     |                                  | Volume<br>Volume<br>( Ton ) | Nilai<br>Value<br>(000 US\$) | Volume<br>Volume<br>( Ton ) | Nilai<br>Value<br>(000 US\$) |
| (1) | (2)                              | (3)                         | (4)                          | (5)                         | (6)                          |
|     | <b>RSS</b>                       |                             |                              |                             |                              |
|     | <b>ASIA</b>                      | <b>1 136</b>                | <b>375</b>                   | <b>3 200</b>                | <b>2 724</b>                 |
| 1   | Singapore                        | -                           | -                            | 484                         | 1 535                        |
| 2   | Taiwan                           | 1 092                       | 328                          | 2 322                       | 697                          |
| 3   | Thailand                         | 20                          | 39                           | 20                          | 67                           |
| 4   | China                            | 24                          | 7                            | 93                          | 28                           |
| 5   | Korea, Republic of               | 0                           | 1                            | 0                           | 2                            |
| 6   | Other                            | -                           | -                            | 281                         | 395                          |
|     | <b>AMERICA</b>                   | <b>6</b>                    | <b>13</b>                    | <b>-</b>                    | <b>-</b>                     |
| 7   | United States                    | 6                           | 13                           | -                           | -                            |
|     | <b>EUROPE</b>                    | <b>0</b>                    | <b>2</b>                     | <b>0</b>                    | <b>0</b>                     |
| 8   | Netherlands                      | 0                           | 2                            | -                           | -                            |
| 9   | Germany, Fed. Rep. Of            | -                           | -                            | 0                           | 0                            |
|     | <b>Sub Jumlah /SubTotal</b>      | <b>1 143</b>                | <b>390</b>                   | <b>3 200</b>                | <b>2 724</b>                 |
|     | <b>OTHERS</b>                    |                             |                              |                             |                              |
|     | <b>ASIA</b>                      | <b>85</b>                   | <b>163</b>                   | <b>453</b>                  | <b>1 211</b>                 |
| 1   | Japan                            | 0                           | 6                            | 1                           | 5                            |
| 2   | Korea, Republic of               | 0                           | 0                            | 9                           | 73                           |
| 3   | Taiwan, Province of China        | 9                           | 46                           | 125                         | 210                          |
| 4   | China                            | 6                           | 10                           | 0                           | 0                            |
| 5   | Singapore                        | 4                           | 27                           | 107                         | 390                          |
| 6   | India                            | 0                           | 0                            | -                           | -                            |
| 7   | Vietnam                          | 58                          | 52                           | 189                         | 502                          |
| 8   | Malaysia                         | 7                           | 19                           | -                           | -                            |
| 9   | Thailand                         | 1                           | 2                            | -                           | -                            |
| 10  | Others                           | -                           | -                            | 22                          | 31                           |
|     | <b>OCEANIA</b>                   | <b>42</b>                   | <b>264</b>                   | <b>189</b>                  | <b>845</b>                   |
| 11  | Australia                        | 42                          | 264                          | 189                         | 845                          |
|     | <b>AMERICA</b>                   | <b>1</b>                    | <b>30</b>                    | <b>0</b>                    | <b>1</b>                     |
| 12  | United States                    | 1                           | 30                           | 0                           | 1                            |
|     | <b>EUROPE</b>                    | <b>1</b>                    | <b>18</b>                    | <b>12</b>                   | <b>45</b>                    |
| 13  | Belgium                          | 0                           | 5                            | -                           | -                            |
| 14  | Italy                            | 1                           | 5                            | -                           | -                            |
| 15  | United Kingdom                   | 0                           | 8                            | -                           | -                            |
| 16  | Germany, Fed. Rep. Of            | 0                           | 0                            | 12                          | 44                           |
| 17  | Others                           | -                           | -                            | 0                           | 1                            |
|     | <b>Sub Jumlah /SubTotal</b>      | <b>128</b>                  | <b>475</b>                   | <b>654</b>                  | <b>2 102</b>                 |

Tabel 23 Volume dan Nilai Impor Karet Alam Menurut Jenis Komoditi dan Negara Asal, 2007 dan 2008  
 Table Volume and Value of Natural Rubber Imports by Type of Commodity and Country of Origin, 2007 and 2008

| No   | Negara Asal<br>Country of Origin | 2007                        |                              | 2008                        |                              |
|--|----------------------------------|-----------------------------|------------------------------|-----------------------------|------------------------------|
|  |                                  | Volume<br>Volume<br>( Ton ) | Nilai<br>Value<br>(000 US\$) | Volume<br>Volume<br>( Ton ) | Nilai<br>Value<br>(000 US\$) |
| (1)  | (2)                              | (3)                         | (4)                          | (5)                         | (6)                          |
| <b>1. HS 4001 10120 LATEX CONTAINING LT.1/2% AMMONIA; CENTRIFUGE CONCENTRATE</b> |                                  |                             |                              |                             |                              |
|  | <b>ASIA</b>                      | -                           | -                            | <b>106</b>                  | <b>195</b>                   |
| 1  | Malaysia                         | -                           | -                            | 2                           | 5                            |
| 2  | Thailand                         | -                           | -                            | 20                          | 71                           |
| 3  | Vietnam                          | -                           | -                            | 84                          | 119                          |
|  | <b>Sub Jumlah /SubTotal</b>      | -                           | -                            | <b>106</b>                  | <b>195</b>                   |
| <b>2. HS 400110190 LATEX CONTAINING LT 1/2% AMMONIA; OTHER CONCENTRATE</b>       |                                  |                             |                              |                             |                              |
|  | <b>ASIA</b>                      | -                           | -                            | <b>1 264</b>                | <b>3 697</b>                 |
| 1  | China                            | -                           | -                            | 17                          | 77                           |
| 2  | Hongkong                         | -                           | -                            | 44                          | 143                          |
| 3  | Japan                            | -                           | -                            | 131                         | 524                          |
| 4  | Korea, Republic of               | -                           | -                            | 1                           | 3                            |
| 5  | Malaysia                         | -                           | -                            | 101                         | 220                          |
| 6  | Singapore                        | -                           | -                            | 28                          | 115                          |
| 7  | Taiwan                           | -                           | -                            | 181                         | 597                          |
| 8  | Thailand                         | -                           | -                            | 741                         | 1 954                        |
| 9  | Vietnam                          | -                           | -                            | 20                          | 64                           |
|  | <b>AMERICA</b>                   | -                           | -                            | <b>21</b>                   | <b>103</b>                   |
| 10   | Canada                           | -                           | -                            | 1                           | 36                           |
| 11   | United States                    | -                           | -                            | 20                          | 67                           |
|  | <b>Sub Jumlah /SubTotal</b>      | -                           | -                            | <b>1 285</b>                | <b>3 800</b>                 |
| <b>3. HS 4001 10210 LATEX CONTAINING &gt;1/2% AMMONIA; CREAM CONCENTRATE</b>     |                                  |                             |                              |                             |                              |
|  | <b>ASIA</b>                      | <b>37</b>                   | <b>77</b>                    | -                           | -                            |
| 1  | Thailand                         | 21                          | 34                           | -                           | -                            |
| 2  | Singapore                        | 16                          | 43                           | -                           | -                            |
|  | <b>Sub Jumlah /SubTotal</b>      | <b>37</b>                   | <b>77</b>                    | -                           | -                            |



Tabel 23 Lanjutan  
Table 23 Continued

| No  | Negara Asal<br>Country of Origin | 2007                      |                              | 2008                      |                              |
|---|----------------------------------|---------------------------|------------------------------|---------------------------|------------------------------|
|   |                                  | Volume<br>Volume<br>(Ton) | Nilai<br>Value<br>(000 US\$) | Volume<br>Volume<br>(Ton) | Nilai<br>Value<br>(000 US\$) |
| (1)   | (2)                              | (3)                       | (4)                          | (5)                       | (6)                          |
| <b>4. HS 4001 10220 LATEX CONTAINING &gt;1/2% AMMONIA; CENTRIFUGE CONCENTRATE</b> |                                  |                           |                              |                           |                              |
|   | <b>ASIA</b>                      | <b>8 028</b>              | <b>10 977</b>                | <b>5 770</b>              | <b>9 862</b>                 |
| 1   | Korea, Republic of               | 0                         | 0                            | 9                         | 228                          |
| 2   | Thailand                         | 2 505                     | 3 763                        | 950                       | 1 531                        |
| 3   | Malaysia                         | 171                       | 210                          | 0                         | 0                            |
| 4   | Singapore                        | 9                         | 101                          | 26                        | 77                           |
| 5   | Vietnam                          | 5 337                     | 6 891                        | 4 781                     | 7 984                        |
| 6   | China                            | 0                         | 0                            | 1                         | 5                            |
| 7   | Hongkong                         | 6                         | 1                            | 0                         | 16                           |
| 8   | Japan                            | 1                         | 10                           | 1                         | 13                           |
| 9   | Others                           | -                         | -                            | 2                         | 8                            |
|   | <b>AFRICA</b>                    | <b>-</b>                  | <b>-</b>                     | <b>4</b>                  | <b>11</b>                    |
| 10  | Mauritius                        | -                         | -                            | 4                         | 11                           |
|   | <b>OCEANIA</b>                   | <b>0</b>                  | <b>1</b>                     | <b>0</b>                  | <b>2</b>                     |
| 11  | Australia                        | 0                         | 1                            | 0                         | 2                            |
|   | <b>AMERICA</b>                   | <b>0</b>                  | <b>1</b>                     | <b>1</b>                  | <b>23</b>                    |
| 12  | United States                    | 0                         | 1                            | 1                         | 23                           |
|   | <b>EUROPE</b>                    | <b>0</b>                  | <b>0</b>                     | <b>437</b>                | <b>2 401</b>                 |
| 13  | Germany                          | -                         | -                            | 416                       | 2 297                        |
| 14  | Netherland                       | -                         | -                            | 21                        | 104                          |
|   | <b>Sub Jumlah/SubTotal</b>       | <b>8 028</b>              | <b>10 979</b>                | <b>6 212</b>              | <b>12 298</b>                |
| <b>5. HS 400110290 LATEX CONTAINING &gt; 1/2 % AMMONIA; OTHER CONCENTRATE</b>     |                                  |                           |                              |                           |                              |
|   | <b>ASIA</b>                      | <b>-</b>                  | <b>-</b>                     | <b>360</b>                | <b>595</b>                   |
| 1   | Hongkong                         | -                         | -                            | 0                         | 5                            |
| 2   | Japan                            | -                         | -                            | 15                        | 43                           |
| 3   | Korea, Republic of               | -                         | -                            | 5                         | 74                           |
| 4   | Malaysia                         | -                         | -                            | 18                        | 9                            |
| 5   | Singapore                        | -                         | -                            | 1                         | 3                            |
| 6   | Thailand                         | -                         | -                            | 49                        | 90                           |
| 7   | Vietnam                          | -                         | -                            | 272                       | 371                          |
|   | <b>OCEANIA</b>                   | <b>-</b>                  | <b>-</b>                     | <b>19</b>                 | <b>55</b>                    |
| 8   | Australia                        | -                         | -                            | 19                        | 55                           |
|   | <b>EUROPE</b>                    | <b>-</b>                  | <b>-</b>                     | <b>0</b>                  | <b>5</b>                     |
| 9   | United Kingdom                   | -                         | -                            | 0                         | 5                            |
|   | <b>Sub Jumlah /SubTotal</b>      | <b>-</b>                  | <b>-</b>                     | <b>379</b>                | <b>655</b>                   |

Tabel Lanjutan  
23  
Table Continued

| No   | Negara Asal<br>Country of Origin | 2007                        |                              | 2008                        |                              |
|--|----------------------------------|-----------------------------|------------------------------|-----------------------------|------------------------------|
|  |                                  | Volume<br>Volume<br>( Ton ) | Nilai<br>Value<br>(000 US\$) | Volume<br>Volume<br>( Ton ) | Nilai<br>Value<br>(000 US\$) |
| (1)  | (2)                              | (3)                         | (4)                          | (5)                         | (6)                          |
| <b>6. HS 4001 10900 OTHER NATURAL RUBBER LATEX</b> |                                  |                             |                              |                             |                              |
|  | <b>ASIA</b>                      | <b>81</b>                   | <b>167</b>                   | -                           | -                            |
| 1  | Singapore                        | 2                           | 41                           | -                           | -                            |
| 2  | China                            | 3                           | 12                           | -                           | -                            |
| 3  | Japan                            | 0                           | 3                            | -                           | -                            |
| 4  | Korea                            | 20                          | 26                           | -                           | -                            |
| 5  | Malaysia                         | 42                          | 73                           | -                           | -                            |
| 6  | Taiwan                           | 13                          | 8                            | -                           | -                            |
| 7  | Thailand                         | 0                           | 4                            | -                           | -                            |
| 8  | Others                           | -                           | -                            | -                           | -                            |
|  | <b>AMERICA</b>                   | <b>1</b>                    | <b>17</b>                    | -                           | -                            |
| 8  | Canada                           | 1                           | 17                           | -                           | -                            |
|  | <b>EUROPE</b>                    | <b>1</b>                    | <b>40</b>                    | -                           | -                            |
| 9  | Germany                          | 0                           | 3                            | -                           | -                            |
| 10   | Malata                           | 1                           | 1                            | -                           | -                            |
| 11   | United Kingdom                   | 0                           | 36                           | -                           | -                            |
|  | <b>Sub Jumlah / SubTotal</b>     | <b>83</b>                   | <b>224</b>                   | -                           | -                            |
| <b>7. HS 4001 21000 SMOKED SHEETS</b>              |                                  |                             |                              |                             |                              |
|  | <b>ASIA</b>                      | <b>1136</b>                 | <b>375</b>                   | <b>3 200</b>                | <b>2 724</b>                 |
| 1  | Taiwan                           | 1092                        | 328                          | 2 322                       | 697                          |
| 2  | Singapore                        | -                           | -                            | 484                         | 1 535                        |
| 3  | Vietnam                          | -                           | -                            | 102                         | 31                           |
| 4  | Malaysia                         | -                           | -                            | 178                         | 363                          |
| 5  | China                            | 24                          | 7                            | 93                          | 28                           |
| 6  | Thailand                         | 20                          | 39                           | 20                          | 67                           |
| 7  | Korea, Republic of               | 0                           | 1                            | 0                           | 2                            |
| 8  | Others                           | -                           | -                            | 1                           | 1                            |
|  | <b>AMERICA</b>                   | <b>6</b>                    | <b>1</b>                     | -                           | -                            |
| 9  | United States                    | 6                           | 1                            | -                           | -                            |
|  | <b>EUROPE</b>                    | <b>1</b>                    | <b>2</b>                     | <b>0</b>                    | <b>0</b>                     |
| 10   | Netherlands                      | 1                           | 2                            | -                           | -                            |
| 11   | Germany                          | -                           | -                            | 0                           | 0                            |
|  | <b>Sub Jumlah / SubTotal</b>     | <b>1143</b>                 | <b>390</b>                   | <b>3 200</b>                | <b>2 724</b>                 |

Tabel 23 Lanjutan  
Table 23 Continued

| No                                  | Negara Asal<br>Country of Origin | 2007                      |                              | 2008                      |                              |
|-------------------------------------|----------------------------------|---------------------------|------------------------------|---------------------------|------------------------------|
|                                     |                                  | Volume<br>Volume<br>(Ton) | Nilai<br>Value<br>(000 US\$) | Volume<br>Volume<br>(Ton) | Nilai<br>Value<br>(000 US\$) |
| (1)                                 | (2)                              | (3)                       | (4)                          | (5)                       | (6)                          |
| <b>8. HS 4001 22110 SIR 3CV</b>     |                                  |                           |                              |                           |                              |
|                                     | <b>ASIA</b>                      | <b>4</b>                  | <b>36</b>                    | <b>75</b>                 | <b>220</b>                   |
| 1                                   | Singapore                        | 4                         | 36                           | -                         | -                            |
| 2                                   | Taiwan                           | -                         | -                            | 75                        | 220                          |
| 3                                   | Others                           | -                         | -                            | 0                         | 0                            |
|                                     | <b>Sub Jumlah /SubTotal</b>      | <b>4</b>                  | <b>36</b>                    | <b>75</b>                 | <b>220</b>                   |
| <b>9. HS 4001 22160 SIR 20</b>      |                                  |                           |                              |                           |                              |
|                                     | <b>ASIA</b>                      | <b>387</b>                | <b>761</b>                   | -                         | -                            |
| 1                                   | Japan                            | 301                       | 582                          | -                         | -                            |
| 2                                   | Indonesia                        | -                         | -                            | -                         | -                            |
| 3                                   | Singapore                        | 86                        | 179                          | -                         | -                            |
|                                     | <b>Sub Jumlah /SubTotal</b>      | <b>387</b>                | <b>761</b>                   | -                         | -                            |
| <b>10 HS 400122190 Other SIR</b>    |                                  |                           |                              |                           |                              |
|                                     | <b>ASIA</b>                      | -                         | -                            | <b>379</b>                | <b>1 220</b>                 |
| 1                                   | China                            | -                         | -                            | 101                       | 293                          |
| 2                                   | Indonesia                        | -                         | -                            | 91                        | 292                          |
| 3                                   | Japan                            | -                         | -                            | 27                        | 82                           |
| 4                                   | Korea, Republic of               | -                         | -                            | 0                         | 8                            |
| 5                                   | Singapore                        | -                         | -                            | 160                       | 545                          |
|                                     | <b>AMERICA</b>                   | -                         | -                            | <b>73</b>                 | <b>165</b>                   |
| 6                                   | United States                    | -                         | -                            | 73                        | 165                          |
|                                     | <b>EUROPE</b>                    | -                         | -                            | <b>0</b>                  | <b>0</b>                     |
| 7                                   | Germany, Fed Rep of              | -                         | -                            | 0                         | 0                            |
|                                     | <b>Sub Jumlah /SubTotal</b>      | -                         | -                            | <b>452</b>                | <b>1 385</b>                 |
| <b>11. HS 4001 22900 OTHER TSRN</b> |                                  |                           |                              |                           |                              |
|                                     | <b>ASIA</b>                      | <b>22</b>                 | <b>10</b>                    | <b>224</b>                | <b>754</b>                   |
| 1                                   | Japan                            | 0                         | 2                            | 1                         | 12                           |
| 2                                   | China                            | 20                        | 5                            | 1                         | 0                            |
| 3                                   | Malaysia                         | 2                         | 3                            | -                         | -                            |
| 4                                   | Korea, Republic of               | -                         | -                            | 2                         | 107                          |
| 5                                   | Thailand                         | -                         | -                            | 220                       | 635                          |
|                                     | <b>Sub Jumlah /SubTotal</b>      | <b>22</b>                 | <b>10</b>                    | <b>224</b>                | <b>754</b>                   |

Tabel 23 Lanjutan  
Table 23 Continued

| No  | Negara Asal<br>Country of Origin | 2007                      |                              | 2008                      |                              |
|---|----------------------------------|---------------------------|------------------------------|---------------------------|------------------------------|
|   |                                  | Volume<br>Volume<br>(Ton) | Nilai<br>Value<br>(000 US\$) | Volume<br>Volume<br>(Ton) | Nilai<br>Value<br>(000 US\$) |
| (1)   | (2)                              | (3)                       | (4)                          | (5)                       | (6)                          |
| <b>12. HS 4001 29000 OTHER NATURAL RUBBER</b>   |                                  |                           |                              |                           |                              |
|   | <b>ASIA</b>                      | <b>80</b>                 | <b>149</b>                   | <b>453</b>                | <b>1 211</b>                 |
| 1   | Japan                            | 0                         | 6                            | 1                         | 5                            |
| 2   | Taiwan, Province of China        | 9                         | 46                           | 125                       | 210                          |
| 3   | China                            | 6                         | 10                           | 0                         | 0                            |
| 4   | India                            | 0                         | 0                            |                           |                              |
| 5   | Vietnam                          | 58                        | 52                           | 189                       | 502                          |
| 6   | Singapura                        | 4                         | 27                           | 107                       | 390                          |
| 7   | Malaysia                         | 2                         | 5                            | -                         | -                            |
| 8   | Thailand                         | 1                         | 3                            | -                         | -                            |
| 9   | Others                           | -                         | -                            | 31                        | 104                          |
|   | <b>OCEANIA</b>                   | <b>42</b>                 | <b>264</b>                   | <b>189</b>                | <b>845</b>                   |
| 10  | Australia                        | 42                        | 264                          | 189                       | 845                          |
|   | <b>AMERICA</b>                   | <b>1</b>                  | <b>30</b>                    | <b>0</b>                  | <b>1</b>                     |
| 11  | United states                    | 1                         | 30                           | 0                         | 1                            |
|   | <b>EUROPE</b>                    | <b>1</b>                  | <b>18</b>                    | <b>12</b>                 | <b>44</b>                    |
| 12  | Belgium                          | 0                         | 5                            | -                         | -                            |
| 13  | Italy                            | 1                         | 5                            | -                         | -                            |
| 14  | Germany, Fed Rep of              | 0                         | 0                            | 12                        | 43                           |
| 15  | United Kingdom                   | 0                         | 8                            | -                         | -                            |
| 16  | Others                           | -                         | -                            | 0                         | 1                            |
|   | <b>Sub Jumlah /SubTotal</b>      | <b>124</b>                | <b>461</b>                   | <b>654</b>                | <b>2 101</b>                 |
| <b>13. HS 4001 30000 BALATA, GUTTA-PERCHA, GUAYULE, CHICLE AND SIMILAR NATURAL GUMS</b> |                                  |                           |                              |                           |                              |
|   | <b>ASIA</b>                      | <b>4</b>                  | <b>14</b>                    | <b>-</b>                  | <b>-</b>                     |
| 1   | Singapore                        | 0                         | 0                            | -                         | -                            |
| 2   | Malaysia                         | 4                         | 14                           | -                         | -                            |
| 3   | China                            | 0                         | 0                            | -                         | -                            |
| 4   | Korea, rep of                    | 0                         | 0                            | -                         | -                            |
|   | <b>Sub Jumlah /SubTotal</b>      | <b>4</b>                  | <b>14</b>                    | <b>-</b>                  | <b>-</b>                     |

Tabel 24.1 Perkembangan Volume Impor Karet Sintetis Menurut Jenis Komoditi ( Ton ), 2006 - 2008  
 Table Trend of Volume of Synthetic Rubber Imports by Type of Commodity ( Ton ), 2006-2008

| No                  | Jenis Komoditi<br>Type of Commodity            | Kode HS<br>HS Code | 2006           | 2007           | 2008           |
|---------------------|--|--------------------|----------------|----------------|----------------|
| (1)                 | (2)  | (3)                | (4)            | (5)            | (6)            |
| 1                   | Polybutadiene-Styrene Latex                    | 4002 11100         | 10 771         | 6 425          | 15 086         |
| 2                   | Other Polybutadiene-Styrene Latex              | 4002 11900         | -              | -              | -              |
| 3                   | Polybutadiene-Styrene Rubber (SBR)             | 4002 19100         | 45 991         | 52 146         | 83 041         |
| 4                   | Other SBR and XSBR2                            | 4002 19900         | -              | -              | -              |
| 5                   | Butadiene Rubber (BR)                          | 4002 20000         | 42 391         | 39 465         | 52 751         |
| 6                   | Isobutene-Isoprene (Butyl) Rubber (IIR)        | 4002 31000         | 5 778          | 6 888          | 11 888         |
| 7                   | Other IIR                                      | 4002 39000         | 3 268          | 4 177          | 5 379          |
| 8                   | Latex of CR                                    | 4002 41000         | 187            | 201            | 331            |
| 9                   | Other Form of CR                               | 4002 49000         | 3 354          | 4 410          | 5 088          |
| 10                  | Latex of NBR                                   | 4002 51000         | 704            | 259            | 4 224          |
| 11                  | Other Form of NBR                              | 4002 59000         | 2 679          | 2 783          | 5 943          |
| 12                  | Isoprene Rubber                                | 40060000           | 1 166          | 1 037          | 1 266          |
| 13                  | Ethylene-Propylene-Non-Conjugated Diene Rubber | 4002 70000         | 4 177          | 5 138          | 8 584          |
| 14                  | Mixtures of Natural Rubber                     | 4002 80000         | 32             | 89             | 314            |
| 15                  | Latex of Synthetic Rubber                      | 4002 91000         | 1 421          | 1 310          | 1 629          |
| 16                  | Other Form of Synthetic Rubber                 | 4002 99000         | 1 884          | 1 313          | 2 091          |
| <b>Jumlah/Total</b> |  |                    | <b>123 803</b> | <b>125 641</b> | <b>197 615</b> |

Tabel 24.2 Perkembangan Nilai Impor Karet Sintetis Menurut Jenis Komoditi (000 US\$), 2006 - 2008

Table Trend of Value of Synthetic Rubber Imports by Type of Commodity (000 US\$), 2006-2008

| No                  | Jenis Komoditi<br>Type of Commodity            | Kode HS<br>HS Code | 2006           | 2007           | 2008           |
|---------------------|--|--------------------|----------------|----------------|----------------|
| (1)                 | (2)  | (3)                | (4)            | (5)            | (6)            |
| 1                   | Polybutadiene-Styrene Latex                    | 4002 11100         | 12 015         | 7 743          | 23 275         |
| 2                   | Other Polybutadiene-Styrene Latex              | 4002 11900         | -              | -              | -              |
| 3                   | Polybutadiene-Styrene Rubber (SBR)             | 4002 19100         | 71 357         | 86 090         | 191 066        |
| 4                   | Other SBR and XSBR2                            | 4002 19900         | -              | -              | -              |
| 5                   | Butadiene Rubber (BR)                          | 4002 20000         | 76 325         | 72 576         | 145 199        |
| 6                   | Isobutene-Isoprene (Butyl) Rubber (IIR)        | 4002 31000         | 16 435         | 19 749         | 46 748         |
| 7                   | Other IIR                                      | 4002 39000         | 10 129         | 13 628         | 20 204         |
| 8                   | Latex of CR                                    | 4002 41000         | 503            | 616            | 926            |
| 9                   | Other Form of CR                               | 4002 49000         | 9 894          | 16 595         | 22 219         |
| 10                  | Latex of NBR                                   | 4002 51000         | 739            | 320            | 6 191          |
| 11                  | Other Form of NBR                              | 4002 59000         | 5 908          | 6 486          | 13 674         |
| 12                  | Isoprene Rubber                                | 4002 60000         | 2 768          | 2 506          | 3 612          |
| 13                  | Ethylene-Propylene-Non-Conjugated Diene Rubber | 4002 70000         | 10 459         | 13 534         | 26 191         |
| 14                  | Mixtures of Natural Rubber                     | 4002 80000         | 326            | 395            | 1 107          |
| 15                  | Latex of Synthetic Rubber                      | 4002 91000         | 2 051          | 1 758          | 2 921          |
| 16                  | Other Form of Synthetic Rubber                 | 4002 99000         | 4 617          | 3 726          | 7 193          |
| <b>Jumlah/Total</b> |  |                    | <b>223 526</b> | <b>245 722</b> | <b>510 526</b> |

Tabel 25.1 Volume Impor Karet Sintetis Bulanan Menurut Jenis Komoditi ( Ton ), 2008  
 Table Monthly Volume of Synthetic Rubber Imports by Type of Commodity ( Ton ), 2008

| No.                 | Jenis Komoditi<br>Type of Commodity            | Kode HS<br>HS Code | Januari<br>January | Pebruari<br>February | Maret<br>March | April<br>April |
|---------------------|--|--------------------|--------------------|----------------------|----------------|----------------|
| (1)                 | (2)  | (3)                | (4)                | (5)                  | (6)            | (7)            |
| 1                   | Polybutadiene-Styrene Latex                    | 4002 11100         | 1 480              | 991                  | 942            | 949            |
| 2                   | Other Polybutadiene-Styrene Latex              | 4002 11900         | -                  | -                    | -              | -              |
| 3                   | Polybutadiene-Styrene Rubber (SBR)             | 4002 19100         | 7 916              | 6 409                | 10 143         | 9 253          |
| 4                   | Other SBR and XSBR2                            | 4002 19900         | -                  | -                    | -              | -              |
| 5                   | Butadiene Rubber (BR)                          | 4002 20000         | 5 215              | 4 568                | 4 991          | 5 275          |
| 6                   | Isobutene-Isoprene (Butyl) Rubber (IIR)        | 4002 31000         | 902                | 775                  | 666            | 957            |
| 7                   | Other IIR                                      | 4002 39000         | 294                | 599                  | 439            | 536            |
| 8                   | Latex of CR                                    | 4002 41000         | 64                 | 20                   | 18             | 10             |
| 9                   | Other Form of CR                               | 4002 49000         | 440                | 404                  | 441            | 293            |
| 10                  | Latex of NBR                                   | 4002 51000         | 311                | 396                  | 515            | 493            |
| 11                  | Other Form of NBR                              | 4002 59000         | 224                | 377                  | 539            | 431            |
| 12                  | Isoprene Rubber                                | 4002 60000         | 231                | 102                  | 85             | 103            |
| 13                  | Ethylene-Propylene-Non-Conjugated Diene Rubber | 4002 70000         | 1 084              | 536                  | 727            | 724            |
| 14                  | Mixtures of Natural Rubber                     | 4002 80000         | 37                 | 20                   | 23             | 93             |
| 15                  | Latex of Synthetic Rubber                      | 4002 91000         | 196                | 114                  | 130            | 187            |
| 16                  | Other Form of Synthetic Rubber                 | 4002 99000         | 174                | 179                  | 136            | 129            |
| <b>Jumlah/Total</b> |  |                    | <b>18 568</b>      | <b>15 490</b>        | <b>19 795</b>  | <b>19 433</b>  |

| Mei<br><i>May</i> | Juni<br><i>June</i> | Juli<br><i>July</i> | Agustus<br><i>August</i> | September<br><i>September</i> | Oktober<br><i>October</i> | Nopember<br><i>November</i> | Desember<br><i>December</i> | Jumlah<br><i>Total</i> |
|-------------------|---------------------|---------------------|--------------------------|-------------------------------|---------------------------|-----------------------------|-----------------------------|------------------------|
| (8)               | (9)                 | (10)                | (11)                     | (12)                          | (13)                      | (14)                        | (15)                        | (16)                   |
| 1 593             | 1 262               | 1 404               | 1 351                    | 1 266                         | 2 036                     | 1 066                       | 746                         | 15 086                 |
| -                 | -                   | -                   | -                        | -                             | -                         | -                           | -                           | -                      |
| 8 686             | 6 437               | 7 280               | 7 174                    | 5 596                         | 5 222                     | 4 878                       | 4 047                       | 83 041                 |
| -                 | -                   | -                   | -                        | -                             | -                         | -                           | -                           | -                      |
| 4 637             | 3 970               | 4 114               | 6 245                    | 3 965                         | 3 535                     | 3 634                       | 2 602                       | 52 751                 |
| 1 386             | 1 772               | 988                 | 1 009                    | 1 674                         | 786                       | 484                         | 489                         | 11 888                 |
| 633               | 766                 | 378                 | 446                      | 380                           | 273                       | 363                         | 272                         | 5 379                  |
| 0                 | 20                  | 28                  | 0                        | 0                             | 0                         | 76                          | 95                          | 331                    |
| 398               | 509                 | 430                 | 481                      | 595                           | 736                       | 193                         | 168                         | 5 088                  |
| 654               | 277                 | 306                 | 255                      | 263                           | 410                       | 114                         | 230                         | 4 224                  |
| 517               | 479                 | 870                 | 393                      | 689                           | 571                       | 455                         | 398                         | 5 943                  |
| 106               | 18                  | 63                  | 167                      | 131                           | 88                        | 151                         | 21                          | 1 266                  |
| 782               | 690                 | 661                 | 839                      | 448                           | 920                       | 722                         | 451                         | 8 584                  |
| 37                | 9                   | 17                  | 16                       | 6                             | 22                        | 17                          | 17                          | 314                    |
| 115               | 118                 | 146                 | 54                       | 162                           | 199                       | 72                          | 136                         | 1 629                  |
| 214               | 137                 | 163                 | 214                      | 189                           | 268                       | 216                         | 72                          | 2 091                  |
| <b>19 758</b>     | <b>16 464</b>       | <b>16 848</b>       | <b>18 644</b>            | <b>15 364</b>                 | <b>15 066</b>             | <b>12 441</b>               | <b>9 744</b>                | <b>197 615</b>         |



Tabel 25.2 Nilai Impor Karet Sintetis Bulanan Menurut Jenis Komoditi (000 US\$), 2008  
 Table Monthly Value of Synthetic Rubber Imports by Type of Commodity (000 US\$), 2008

| No.                 | Jenis Komoditi<br>Type of Commodity            | Kode HS<br>HS Code | Januari<br>January | Pebruari<br>February | Maret<br>March | April<br>April |
|---------------------|--|--------------------|--------------------|----------------------|----------------|----------------|
| (1)                 | (2)  | (3)                | (4)                | (5)                  | (6)            | (7)            |
| 1                   | Polybutadiene-Styrene Latex                    | 4002 11100         | 2 425              | 1 666                | 1 370          | 1 357          |
| 2                   | Other Polybutadiene-Styrene Latex              | 4002 11900         | -                  | -                    | -              | -              |
| 3                   | Polybutadiene-Styrene Rubber (SBR)             | 4002 19100         | 14 014             | 11 946               | 19 799         | 19 852         |
| 4                   | Other SBR and XSBR2                            | 4002 19900         | -                  | -                    | -              | -              |
| 5                   | Butadiene Rubber (BR)                          | 4002 20000         | 10 394             | 9 644                | 10 958         | 12 306         |
| 6                   | Isobutene-Isoprene (Butyl) Rubber (IIR)        | 4002 31000         | 3 049              | 2 611                | 2 162          | 3 504          |
| 7                   | Other IIR                                      | 4002 39000         | 1 049              | 1 968                | 1 484          | 1 933          |
| 8                   | Latex of CR                                    | 4002 41000         | 226                | 62                   | 53             | 54             |
| 9                   | Other Form of CR                               | 4002 49000         | 1 805              | 1 722                | 1 793          | 1 218          |
| 10                  | Latex of NBR                                   | 4002 51000         | 405                | 648                  | 737            | 735            |
| 11                  | Other Form of NBR                              | 4002 59000         | 630                | 776                  | 1 172          | 1 121          |
| 12                  | Isoprene Rubber                                | 4002 60000         | 527                | 254                  | 246            | 280            |
| 13                  | Ethylene-Propylene-Non-Conjugated Diene Rubber | 4002 70000         | 2 942              | 1 438                | 2 038          | 2 172          |
| 14                  | Mixtures of Natural Rubber                     | 4002 80000         | 119                | 53                   | 136            | 212            |
| 15                  | Latex of Synthetic Rubber                      | 4002 91000         | 251                | 153                  | 199            | 302            |
| 16                  | Other Form of Synthetic Rubber                 | 4002 99000         | 386                | 929                  | 500            | 558            |
| <b>Jumlah/Total</b> |  |                    | <b>38 222</b>      | <b>33 870</b>        | <b>42 647</b>  | <b>45 604</b>  |

| Mei<br><i>May</i> | Juni<br><i>June</i> | Juli<br><i>July</i> | Agustus<br><i>August</i> | September<br><i>September</i> | Oktober<br><i>October</i> | Nopember<br><i>November</i> | Desember<br><i>December</i> | Jumlah<br><i>Total</i> |
|-------------------|---------------------|---------------------|--------------------------|-------------------------------|---------------------------|-----------------------------|-----------------------------|------------------------|
| (8)               | (9)                 | (10)                | (11)                     | (12)                          | (13)                      | (14)                        | (15)                        | (16)                   |
| 2 152             | 1 813               | 1 999               | 2 034                    | 1 877                         | 3 520                     | 1 818                       | 1 244                       | 23 275                 |
| -                 | -                   | -                   | -                        | -                             | -                         | -                           | -                           | -                      |
| 19 317            | 13 981              | 16 813              | 18 687                   | 15 227                        | 15 038                    | 14 519                      | 11 873                      | 191 066                |
| -                 | -                   | -                   | -                        | -                             | -                         | -                           | -                           | -                      |
| 12 698            | 10 870              | 12 075              | 19 823                   | 12 234                        | 12 701                    | 13 340                      | 8 156                       | 145 199                |
| 4 508             | 7 940               | 4 208               | 3 723                    | 7 899                         | 3 197                     | 1 793                       | 2 154                       | 46 748                 |
| 2 254             | 2 901               | 1 428               | 1 784                    | 1 584                         | 1 131                     | 1 720                       | 968                         | 20 204                 |
| 0                 | 64                  | 108                 | 0                        | 0                             | 0                         | 153                         | 206                         | 926                    |
| 1 638             | 2 249               | 2 004               | 2 205                    | 2 744                         | 3 251                     | 862                         | 728                         | 22 219                 |
| 826               | 410                 | 480                 | 361                      | 457                           | 665                       | 157                         | 310                         | 6 191                  |
| 1 257             | 1 151               | 1 607               | 1 172                    | 1 300                         | 1 443                     | 1 213                       | 832                         | 13 674                 |
| 320               | 50                  | 174                 | 505                      | 402                           | 274                       | 517                         | 63                          | 3 612                  |
| 2 086             | 2 200               | 1 959               | 2 637                    | 1 483                         | 2 734                     | 3 291                       | 1 211                       | 26 191                 |
| 106               | 113                 | 47                  | 60                       | 28                            | 62                        | 103                         | 68                          | 1 107                  |
| 156               | 174                 | 228                 | 137                      | 439                           | 410                       | 211                         | 261                         | 2 921                  |
| 610               | 559                 | 553                 | 798                      | 415                           | 866                       | 683                         | 336                         | 7 193                  |
| <b>47 928</b>     | <b>44 475</b>       | <b>43 683</b>       | <b>53 926</b>            | <b>46 089</b>                 | <b>45 292</b>             | <b>40 380</b>               | <b>28 410</b>               | <b>510 526</b>         |

Tabel 26 Volume dan Nilai Impor Karet Sintetis Menurut Negara Asal, 2007 dan 2008

Table Volume and Value of Synthetic Rubber Imports by Country of Origin, 2007 and 2008

| No  | Negara Asal<br>Country of Origin | 2007                      |                              | 2008                      |                              |
|-----|----------------------------------|---------------------------|------------------------------|---------------------------|------------------------------|
|     |                                  | Volume<br>Volume<br>(Ton) | Nilai<br>Value<br>(000 US\$) | Volume<br>Volume<br>(Ton) | Nilai<br>Value<br>(000 US\$) |
| (1) | (2)                              | (3)                       | (4)                          | (5)                       | (6)                          |
|     | <b>ASIA</b>                      | <b>87 657</b>             | <b>157 955</b>               | <b>144 470</b>            | <b>362 697</b>               |
| 1   | Japan                            | 18 965                    | 41 806                       | 27 193                    | 78 535                       |
| 2   | Korea, Republic of               | 37 578                    | 64 673                       | 69 650                    | 173 375                      |
| 3   | Taiwan, Province of China        | 8 772                     | 12 383                       | 8 292                     | 15 985                       |
| 4   | China                            | 3 176                     | 5 196                        | 6 177                     | 14 858                       |
| 5   | Thailand                         | 17 180                    | 30 178                       | 16 462                    | 44 516                       |
| 6   | Singapore                        | 1 009                     | 2 135                        | 5 602                     | 13 006                       |
| 7   | Philippines                      | 17                        | 37                           | 24                        | 79                           |
| 8   | Malaysia                         | 810                       | 1 272                        | 3 309                     | 5 170                        |
| 9   | Vietnam                          | 0                         | 7                            | 5                         | 15                           |
| 10  | India                            | 35                        | 32                           | 756                       | 2 106                        |
| 12  | Others                           | 117                       | 236                          | 7 000                     | 15 052                       |
|     | <b>AFRICA</b>                    | <b>40</b>                 | <b>69</b>                    | <b>121</b>                | <b>364</b>                   |
| 13  | South Africa                     | 40                        | 69                           | -                         | -                            |
| 14  | Swaziland                        | -                         | -                            | 121                       | 364                          |
|     | <b>OCEANIA</b>                   | <b>179</b>                | <b>201</b>                   | <b>247</b>                | <b>492</b>                   |
| 15  | Australia                        | 179                       | 201                          | 247                       | 491                          |
| 16  | New Zealand                      | -                         | -                            | 0                         | 1                            |
|     | <b>AMERICA</b>                   | <b>16 403</b>             | <b>39 756</b>                | <b>21 644</b>             | <b>59 163</b>                |
| 17  | United States                    | 15 224                    | 36 112                       | 20 312                    | 54 120                       |
| 18  | Canada                           | 859                       | 2 939                        | 1 055                     | 4 224                        |
| 19  | Brazil                           | 320                       | 705                          | 188                       | 513                          |
| 20  | Others                           | -                         | -                            | 89                        | 306                          |
|     | <b>EUROPE</b>                    | <b>21 362</b>             | <b>47 741</b>                | <b>31 133</b>             | <b>87 810</b>                |
| 21  | United Kingdom                   | 467                       | 1 288                        | 2 148                     | 6 863                        |
| 22  | Netherlands                      | 2 385                     | 6 187                        | 2 943                     | 8 094                        |
| 23  | France                           | 6 306                     | 12 756                       | 7 413                     | 19 130                       |
| 24  | Germany, Fed. Rep. Of            | 1 391                     | 3 868                        | 4 066                     | 10 395                       |
| 25  | Belgium                          | 3 716                     | 9 457                        | 5 231                     | 14 062                       |
| 26  | Switzerland                      | 1                         | 1                            | 704                       | 1 865                        |
| 27  | Italy                            | 4 393                     | 7 597                        | 3 042                     | 6 840                        |
| 28  | Spain                            | 81                        | 115                          | 16                        | 42                           |
| 29  | Russian Federation               | 2 380                     | 5 894                        | 5 361                     | 19 955                       |
| 30  | Others                           | 242                       | 579                          | 209                       | 564                          |
|     | <b>Jumlah/Total</b>              | <b>125 641</b>            | <b>245 722</b>               | <b>197 615</b>            | <b>510 526</b>               |

Tabel 27 Volume dan Nilai Impor Karet Sintetis Menurut Jenis Komoditi dan Negara Asal, 2007 dan 2008

Table Volume and Value of Synthetic Rubber Imports by Type of Commodity and Country of Origin, 2007 and 2008

| No  | Negara Asal<br>Country of Origin | 2007                        |                              | 2008                        |                              |
|---|----------------------------------|-----------------------------|------------------------------|-----------------------------|------------------------------|
|   |                                  | Volume<br>Volume<br>( Ton ) | Nilai<br>Value<br>(000 US\$) | Volume<br>Volume<br>( Ton ) | Nilai<br>Value<br>(000 US\$) |
| (1)   | (2)                              | (3)                         | (4)                          | (5)                         | (6)                          |
| <b>1. HS 4002 11100 POLYBUTADIENE-STYRENE LATEX</b> |                                  |                             |                              |                             |                              |
| <b>ASIA</b>   |                                  | <b>3 183</b>                | <b>3 769</b>                 | <b>10 203</b>               | <b>15 560</b>                |
| 1   | Japan                            | 1 815                       | 2 231                        | 2 030                       | 3 018                        |
| 2   | Korea, Republic of               | 442                         | 438                          | 761                         | 1 428                        |
| 3   | Taiwan, Province of China        | 689                         | 790                          | 546                         | 918                          |
| 4   | China                            | 29                          | 65                           | 242                         | 395                          |
| 5   | Thailand                         | 132                         | 185                          | 90                          | 133                          |
| 6   | Singapore                        | 6                           | 4                            | 570                         | 837                          |
| 7   | Malaysia                         | 17                          | 19                           | 2 071                       | 3 016                        |
| 8   | Sri Lanka                        | 31                          | 14                           | -                           | -                            |
| 9   | India                            | 21                          | 20                           | 0                           | 1                            |
| 10  | Hongkong                         | 0                           | 3                            | 3 893                       | 5 814                        |
| <b>OCEANIA</b>                                      |                                  | <b>120</b>                  | <b>79</b>                    | <b>142</b>                  | <b>74</b>                    |
| 11  | Australia                        | 120                         | 79                           | 142                         | 74                           |
| <b>AMERICA</b>                                      |                                  | <b>83</b>                   | <b>103</b>                   | <b>641</b>                  | <b>1 223</b>                 |
| 12  | United States                    | 83                          | 103                          | 641                         | 1 223                        |
| <b>EUROPE</b>                                       |                                  | <b>3 039</b>                | <b>3 792</b>                 | <b>4 100</b>                | <b>6 418</b>                 |
| 13  | France                           | 1 943                       | 2 547                        | 2 152                       | 3 394                        |
| 14  | Germany, Fed. Rep. Of            | 21                          | 152                          | 41                          | 35                           |
| 15  | Belgium                          | 1 022                       | 1 041                        | 1 790                       | 2 561                        |
| 16  | Spain                            | 52                          | 52                           | -                           | -                            |
| 17  | Others                           | -                           | -                            | 117                         | 428                          |
| <b>Sub Jumlah / Sub Total</b>                       |                                  | <b>6 425</b>                | <b>7 743</b>                 | <b>15 086</b>               | <b>23 275</b>                |

Tabel Lanjutan  
27  
Table Continued

| No   | Negara Asal<br><i>Country of Origin</i> | 2007                             |                                     | 2008                             |                                     |
|--|---|----------------------------------|-------------------------------------|----------------------------------|-------------------------------------|
|  |   | Volume<br><i>Volume</i><br>(Ton) | Nilai<br><i>Value</i><br>(000 US\$) | Volume<br><i>Volume</i><br>(Ton) | Nilai<br><i>Value</i><br>(000 US\$) |
| (1)  | (2)                                     | (3)                              | (4)                                 | (5)                              | (6)                                 |
| <b>2. HS 4002 19100 POLYBUTADIENE-STYRENE RUBBER (SBR)</b> |   |                                  |                                     |                                  |                                     |
|  | <b>ASIA</b>                             | <b>40 832</b>                    | <b>65 815</b>                       | <b>67 487</b>                    | <b>154 393</b>                      |
| 1  | Japan                                   | 7 234                            | 12 180                              | 8 257                            | 20 572                              |
| 2  | Korea, Republic of                      | 15 334                           | 25 975                              | 35 826                           | 83 446                              |
| 3  | Taiwan, Province of China               | 7 470                            | 10 152                              | 6 011                            | 10 287                              |
| 4  | China                                   | 2 147                            | 3 219                               | 3 103                            | 5 455                               |
| 5  | Thailand                                | 8 271                            | 13 640                              | 9 077                            | 22 513                              |
| 6  | Singapore                               | 205                              | 373                                 | 2 818                            | 5 889                               |
| 7  | Malaysia                                | 143                              | 235                                 | 134                              | 283                                 |
| 8  | Philippines                             | 16                               | 33                                  | 24                               | 78                                  |
| 9  | India                                   | 12                               | 7                                   | 401                              | 1 088                               |
| 10   | Hongkong                                | 0                                | 1                                   | 1 277                            | 3 199                               |
| 11   | Others                                  | -                                | -                                   | 559                              | 1 583                               |
|  | <b>OCEANIA</b>                          | <b>52</b>                        | <b>103</b>                          | <b>6</b>                         | <b>27</b>                           |
| 12   | Australia                               | 52                               | 103                                 | 6                                | 27                                  |
|  | <b>AMERICA</b>                          | <b>4 344</b>                     | <b>7 674</b>                        | <b>5 352</b>                     | <b>12 762</b>                       |
| 13   | United States                           | 4 344                            | 7 674                               | 5 255                            | 12 432                              |
| 14   | Canada                                  | -                                | -                                   | 29                               | 94                                  |
| 15   | Others                                  | -                                | -                                   | 68                               | 236                                 |
|  | <b>EUROPE</b>                           | <b>6 917</b>                     | <b>12 498</b>                       | <b>10 196</b>                    | <b>23 884</b>                       |
| 16   | United Kingdom                          | 287                              | 709                                 | 745                              | 1 664                               |
| 17   | Netherlands                             | 2                                | 2                                   | 12                               | 40                                  |
| 18   | France                                  | 1 353                            | 2 695                               | 1 411                            | 3 962                               |
| 19   | Germany, Fed. Rep. Of                   | 638                              | 1 081                               | 2 946                            | 6 707                               |
| 20   | Italy                                   | 4 225                            | 7 297                               | 2 024                            | 4 307                               |
| 21   | Russian Federation                      | 390                              | 667                                 | 2 355                            | 5 909                               |
| 22   | Belgium                                 | 7                                | 19                                  | 635                              | 1 155                               |
| 23   | Denmark                                 | 0                                | 0                                   | -                                | -                                   |
| 24   | Finland                                 | 1                                | 2                                   | -                                | -                                   |
| 25   | Portugal                                | 3                                | 3                                   | 3                                | 9                                   |
| 26   | Spain                                   | 10                               | 23                                  | 0                                | 0                                   |
| 27   | Others                                  | -                                | -                                   | 65                               | 131                                 |
| <b>Sub Jumlah / Sub Total</b>                              |   | <b>52 146</b>                    | <b>86 090</b>                       | <b>83 041</b>                    | <b>191 066</b>                      |

Tabel Lanjutan  
27  
Table Continued

| No  | Negara Asal<br>Country of Origin | 2007                      |                              | 2008                      |                              |
|---|----------------------------------|---------------------------|------------------------------|---------------------------|------------------------------|
|   |                                  | Volume<br>Volume<br>(Ton) | Nilai<br>Value<br>(000 US\$) | Volume<br>Volume<br>(Ton) | Nilai<br>Value<br>(000 US\$) |
| (1)   | (2)                              | (3)                       | (4)                          | (5)                       | (6)                          |
| <b>3. HS 4002 20000 BUTADIENE RUBBER (BR)</b> |                                  |                           |                              |                           |                              |
|   | <b>ASIA</b>                      | <b>32 810</b>             | <b>57 626</b>                | <b>41 529</b>             | <b>115 000</b>               |
| 1   | Japan                            | 3 305                     | 6 320                        | 4 794                     | 12 258                       |
| 2   | Korea, Republic of               | 19 999                    | 34 363                       | 24 448                    | 65 112                       |
| 3   | Taiwan, Province of China        | 8                         | 5                            | 673                       | 2 506                        |
| 4   | China                            | 819                       | 1 473                        | 2 436                     | 8 052                        |
| 5   | Thailand                         | 8 640                     | 15 389                       | 7 099                     | 20 636                       |
| 6   | Singapore                        | 18                        | 31                           | 792                       | 2 376                        |
| 7   | Hongkong                         | 20                        | 43                           | 446                       | 1 421                        |
| 8   | Malaysia                         | 1                         | 1                            | 165                       | 217                          |
| 9   | Others                           | -                         | -                            | 676                       | 22                           |
|   | <b>AFRICA</b>                    | <b>41</b>                 | <b>69</b>                    | <b>120</b>                | <b>365</b>                   |
| 10  | South Africa                     | 41                        | 69                           | -                         | -                            |
| 11  | Swaziland                        | -                         | -                            | 120                       | 365                          |
|   | <b>OCEANIA</b>                   | <b>-</b>                  | <b>-</b>                     | <b>87</b>                 | <b>351</b>                   |
| 12  | Australia                        | -                         | -                            | 87                        | 351                          |
|   | <b>AMERICA</b>                   | <b>6 205</b>              | <b>14 153</b>                | <b>8 544</b>              | <b>23 523</b>                |
| 13  | United States                    | 6 205                     | 14 153                       | 8 183                     | 22 198                       |
| 14  | Brazil                           | -                         | -                            | 41                        | 92                           |
| 15  | Canada                           | -                         | -                            | 298                       | 1 164                        |
| 16  | Mexico                           | -                         | -                            | 22                        | 69                           |
|   | <b>EUROPE</b>                    | <b>409</b>                | <b>728</b>                   | <b>2 471</b>              | <b>5 960</b>                 |
| 17  | United Kingdom                   | -                         | -                            | 260                       | 481                          |
| 18  | France                           | 119                       | 216                          | 108                       | 203                          |
| 19  | Germany, Fed. Rep. Of            | 51                        | 98                           | 470                       | 1 272                        |
| 20  | Belgium                          | 135                       | 188                          | 69                        | 137                          |
| 21  | Russian Federation               | -                         | -                            | 577                       | 1 314                        |
| 22  | Italy                            | -                         | -                            | 348                       | 819                          |
| 23  | Netherlands                      | 104                       | 226                          | -                         | -                            |
| 24  | Switzerland                      | -                         | -                            | 639                       | 1 734                        |
| <b>Sub Jumlah / Sub Total</b>                 |                                  | <b>39 465</b>             | <b>72 576</b>                | <b>52 751</b>             | <b>145 199</b>               |

Tabel Lanjutan  
27  
Table Continued

| No  | Negara Asal<br>Country of Origin | 2007                      |                              | 2008                      |                              |
|---|----------------------------------|---------------------------|------------------------------|---------------------------|------------------------------|
|   |                                  | Volume<br>Volume<br>(Ton) | Nilai<br>Value<br>(000 US\$) | Volume<br>Volume<br>(Ton) | Nilai<br>Value<br>(000 US\$) |
| (1)   | (2)                              | (3)                       | (4)                          | (5)                       | (6)                          |
| <b>4. HS 4002 31000 ISOBUTENE-ISOPRENE (BUTYL) RUBBER (IIR)</b> |                                  |                           |                              |                           |                              |
| <b>ASIA</b>   |                                  | <b>1 358</b>              | <b>3 177</b>                 | <b>5 233</b>              | <b>17 241</b>                |
| 1   | Japan                            | 976                       | 2 260                        | 1 525                     | 4 633                        |
| 2   | Korea, Republic of               | 2                         | 3                            | 3 511                     | 11 798                       |
| 3   | Taiwan, Province of China        | 217                       | 537                          | 179                       | 681                          |
| 4   | China                            | 47                        | 129                          | 17                        | 67                           |
| 5   | Singapore                        | 1                         | 3                            | 1                         | 62                           |
| 6   | Reunion                          | 65                        | 162                          | -                         | -                            |
| 7   | Thailand                         | 50                        | 83                           | -                         | -                            |
| <b>OCEANIA</b>  |                                  | <b>1</b>                  | <b>2</b>                     | <b>1</b>                  | <b>7</b>                     |
| 8   | Australia                        | 1                         | 2                            | 1                         | 6                            |
| 9   | New Zealand                      | -                         | -                            | 0                         | 1                            |
| <b>AMERICA</b>  |                                  | <b>88</b>                 | <b>244</b>                   | <b>233</b>                | <b>773</b>                   |
| 10  | United States                    | 73                        | 195                          | 201                       | 670                          |
| 11  | Canada                           | 14                        | 49                           | 32                        | 103                          |
| <b>EUROPE</b>   |                                  | <b>5 441</b>              | <b>16 326</b>                | <b>6 421</b>              | <b>28 727</b>                |
| 12  | United Kingdom                   | 143                       | 467                          | 709                       | 3 472                        |
| 13  | France                           | 1 363                     | 3 975                        | 1 029                     | 3 921                        |
| 14  | Belgium                          | 2 270                     | 7 221                        | 2 271                     | 8 668                        |
| 15  | Russian Federation               | 1 469                     | 4 008                        | 2 256                     | 11 957                       |
| 16  | Estonia                          | 43                        | 106                          | -                         | -                            |
| 17  | Germany                          | 0                         | 1                            | 18                        | 82                           |
| 18  | Netherlands                      | 83                        | 374                          | 5                         | 8                            |
| 19  | Romania, Fed. Rep. Of            | 70                        | 174                          | -                         | -                            |
| 20  | Italy                            | -                         | -                            | 68                        | 391                          |
| 21  | Latvia                           | -                         | -                            | 65                        | 228                          |
| <b>Sub Jumlah / Sub Total</b>                                   |                                  | <b>6 888</b>              | <b>19 749</b>                | <b>11 888</b>             | <b>46 748</b>                |

Tabel Lanjutan  
27  
Table Continued

| No                                | Negara Asal<br>Country of Origin | 2007                        |                              | 2008                        |                              |
|-----------------------------------|----------------------------------|-----------------------------|------------------------------|-----------------------------|------------------------------|
|                                   |                                  | Volume<br>Volume<br>( Ton ) | Nilai<br>Value<br>(000 US\$) | Volume<br>Volume<br>( Ton ) | Nilai<br>Value<br>(000 US\$) |
| (1)                               | (2)                              | (3)                         | (4)                          | (5)                         | (6)                          |
| <b>5. HS 4002 39000 OTHER IIR</b> |                                  |                             |                              |                             |                              |
|                                   | <b>ASIA</b>                      | <b>74</b>                   | <b>240</b>                   | <b>685</b>                  | <b>2 575</b>                 |
| 1                                 | Japan                            | 1                           | 6                            | 10                          | 35                           |
| 2                                 | Korea, Republic of               | 16                          | 23                           | 31                          | 93                           |
| 3                                 | China                            | 49                          | 194                          | 106                         | 471                          |
| 4                                 | Malaysia                         | 8                           | 12                           | 9                           | 16                           |
| 5                                 | Philippines                      | 1                           | 4                            | -                           | -                            |
| 6                                 | Thailand                         | 0                           | 0                            | -                           | -                            |
| 7                                 | Singapore                        | -                           | -                            | 529                         | 1 960                        |
|                                   | <b>OCEANIA</b>                   | <b>6</b>                    | <b>18</b>                    | <b>-</b>                    | <b>-</b>                     |
| 8                                 | Australia                        | 6                           | 18                           | -                           | -                            |
|                                   | <b>AMERICA</b>                   | <b>2 989</b>                | <b>10 158</b>                | <b>2 868</b>                | <b>10 914</b>                |
| 9                                 | United States                    | 2 144                       | 7 268                        | 2 193                       | 8 132                        |
| 10                                | Canada                           | 844                         | 2 890                        | 675                         | 2 782                        |
|                                   | <b>EUROPE</b>                    | <b>1 108</b>                | <b>3 213</b>                 | <b>1 825</b>                | <b>6 715</b>                 |
| 11                                | United Kingdom                   | -                           | -                            | 322                         | 1 054                        |
| 12                                | France                           | 506                         | 1 444                        | 1 142                       | 4 051                        |
| 13                                | Belgium                          | 278                         | 984                          | 296                         | 1 156                        |
| 14                                | Germany, Fed. Rep.of             | 0                           | 1                            | -                           | -                            |
| 15                                | Russian Federation               | 324                         | 784                          | 65                          | 454                          |
| <b>Sub Jumlah / Sub Total</b>     |                                  | <b>4 177</b>                | <b>13 628</b>                | <b>5 378</b>                | <b>20 204</b>                |



Tabel 27 Lanjutan  
Table 27 Continued

| No                                       | Negara Asal<br>Country of Origin | 2007                      |                              | 2008                      |                              |
|--|----------------------------------|---------------------------|------------------------------|---------------------------|------------------------------|
|  |                                  | Volume<br>Volume<br>(Ton) | Nilai<br>Value<br>(000 US\$) | Volume<br>Volume<br>(Ton) | Nilai<br>Value<br>(000 US\$) |
| (1)                                      | (2)                              | (3)                       | (4)                          | (5)                       | (6)                          |
| <b>6. HS 4002 41000 LATEX OF CR</b>      |                                  |                           |                              |                           |                              |
|  | <b>ASIA</b>                      | <b>132</b>                | <b>388</b>                   | <b>272</b>                | <b>740</b>                   |
| 1  | Japan                            | 104                       | 345                          | 272                       | 740                          |
| 2  | Korea, Republic Of               | 26                        | 33                           | -                         | -                            |
| 3  | Singapore                        | 2                         | 5                            | -                         | -                            |
| 4  | Malaysia                         | 1                         | 6                            | -                         | -                            |
| 5  | China                            | 0                         | 0                            | 0                         | 0                            |
| 6  | Taiwan                           | -                         | -                            | 0                         | 0                            |
|  | <b>AMERICA</b>                   | <b>9</b>                  | <b>44</b>                    | <b>-</b>                  | <b>-</b>                     |
| 7  | United States                    | 9                         | 44                           | -                         | -                            |
|  | <b>EUROPE</b>                    | <b>60</b>                 | <b>183</b>                   | <b>59</b>                 | <b>186</b>                   |
| 8  | Germany,Fed. Rep. Of             | 60                        | 183                          | 59                        | 186                          |
|  | <b>Sub Jumlah / Sub Total</b>    | <b>201</b>                | <b>616</b>                   | <b>331</b>                | <b>926</b>                   |
| <b>7. HS 4002 49000 OTHER FORM OF CR</b> |                                  |                           |                              |                           |                              |
|  | <b>ASIA</b>                      | <b>3 170</b>              | <b>11 376</b>                | <b>4 349</b>              | <b>18 448</b>                |
| 1  | Japan                            | 2 597                     | 10 230                       | 3 687                     | 16 466                       |
| 2  | Korea, Republic of               | 531                       | 1 033                        | 608                       | 1 764                        |
| 3  | Taiwan, Province of China        | 8                         | 23                           | 3                         | 10                           |
| 4  | China                            | 16                        | 14                           | 20                        | 35                           |
| 5  | Singapore                        | 16                        | 56                           | 11                        | 32                           |
| 6  | Thailand                         | 1                         | 15                           | 6                         | 48                           |
| 7  | Malaysia                         | 1                         | 5                            | 11                        | 76                           |
| 8  | Others                           | -                         | -                            | 3                         | 17                           |
|  | <b>AMERICA</b>                   | <b>754</b>                | <b>3 312</b>                 | <b>487</b>                | <b>2 494</b>                 |
| 9  | United States                    | 754                       | 3 312                        | 487                       | 2 494                        |
|  | <b>EUROPE</b>                    | <b>486</b>                | <b>1 907</b>                 | <b>252</b>                | <b>1 277</b>                 |
| 10                                       | United Kingdom                   | 13                        | 53                           | 0                         | 2                            |
| 11                                       | France                           | 24                        | 45                           | 10                        | 35                           |
| 12                                       | Germany,Fed. Rep. Of             | 411                       | 1 680                        | 242                       | 1 238                        |
| 13                                       | Russia Federation                | 21                        | 66                           | -                         | -                            |
| 14                                       | Armenia                          | 18                        | 64                           | -                         | -                            |
| 15                                       | Others                           | -                         | -                            | 0                         | 2                            |
|  | <b>Sub Jumlah / Sub Total</b>    | <b>4 410</b>              | <b>16 595</b>                | <b>5 088</b>              | <b>22 219</b>                |

Tabel Lanjutan  
27  
Table Continued

| No  | Negara Asal<br>Country of Origin | 2007                        |                              | 2008                        |                              |
|---|----------------------------------|-----------------------------|------------------------------|-----------------------------|------------------------------|
|   |                                  | Volume<br>Volume<br>( Ton ) | Nilai<br>Value<br>(000 US\$) | Volume<br>Volume<br>( Ton ) | Nilai<br>Value<br>(000 US\$) |
| (1)                                       | (2)                              | (3)                         | (4)                          | (5)                         | (6)                          |
| <b>8. HS 4002 51000 LATEX OF NBR</b>      |                                  |                             |                              |                             |                              |
|   | <b>ASIA</b>                      | <b>250</b>                  | <b>291</b>                   | <b>3 540</b>                | <b>5 249</b>                 |
| 1   | Japan                            | 90                          | 122                          | 2 529                       | 4 023                        |
| 2   | Taiwan, Province of China        | -                           | -                            | 555                         | 682                          |
| 3   | Korea, Republic Of               | 1                           | 2                            | 40                          | 54                           |
| 4   | Malaysia                         | -                           | -                            | 192                         | 217                          |
| 5   | Singapore                        | 159                         | 167                          | 219                         | 258                          |
| 6   | Others                           | -                           | -                            | 5                           | 15                           |
|   | <b>AMERICA</b>                   | <b>-</b>                    | <b>-</b>                     | <b>592</b>                  | <b>784</b>                   |
| 7   | Brazil                           | -                           | -                            | 3                           | 14                           |
| 8   | United States                    | -                           | -                            | 589                         | 770                          |
|   | <b>EUROPE</b>                    | <b>9</b>                    | <b>29</b>                    | <b>92</b>                   | <b>158</b>                   |
| 9   | France                           | 6                           | 19                           | 10                          | 22                           |
| 10  | Germany, Fed. Rep. Of            | 3                           | 10                           | 11                          | 32                           |
| 11  | United Kingdom                   | -                           | -                            | 71                          | 104                          |
|   | <b>Sub Jumlah / Sub Total</b>    | <b>259</b>                  | <b>320</b>                   | <b>4 224</b>                | <b>6 191</b>                 |
| <b>9. HS 4002 59000 OTHER FORM OF NBR</b> |                                  |                             |                              |                             |                              |
|   | <b>ASIA</b>                      | <b>1 857</b>                | <b>4 293</b>                 | <b>4 555</b>                | <b>10 085</b>                |
| 1   | Japan                            | 858                         | 2 433                        | 800                         | 3 419                        |
| 2   | Korea, Republic of               | 572                         | 1 244                        | 3 000                       | 5 281                        |
| 3   | Taiwan, Province of China        | -                           | -                            | 65                          | 92                           |
| 4   | Singapore                        | 39                          | 110                          | 63                          | 186                          |
| 5   | Malaysia                         | 364                         | 456                          | 481                         | 696                          |
| 6   | China                            | 1                           | 3                            | 13                          | 20                           |
| 7   | Thailand                         | 23                          | 45                           | 31                          | 81                           |
| 8   | Turkey                           | 0                           | 2                            | -                           | -                            |
| 9   | Others                           | -                           | -                            | 102                         | 310                          |
|   | <b>AMERICA</b>                   | <b>416</b>                  | <b>976</b>                   | <b>293</b>                  | <b>887</b>                   |
| 10  | United States                    | 96                          | 271                          | 147                         | 456                          |
| 11  | Canada                           | -                           | -                            | 22                          | 81                           |
| 12  | Brazil                           | 320                         | 705                          | 124                         | 350                          |

Tabel 27 Lanjutan  
Table 27 Continued

| No  | Negara Asal<br>Country of Origin              | 2007                        |                              | 2008                        |                              |
|-----|---|-----------------------------|------------------------------|-----------------------------|------------------------------|
|     |   | Volume<br>Volume<br>( Ton ) | Nilai<br>Value<br>(000 US\$) | Volume<br>Volume<br>( Ton ) | Nilai<br>Value<br>(000 US\$) |
| (1) | (2)   | (3)                         | (4)                          | (5)                         | (6)                          |
|     | <b>EUROPE</b>                                 | <b>510</b>                  | <b>1 217</b>                 | <b>1 095</b>                | <b>2 702</b>                 |
| 13  | France  | 338                         | 932                          | 529                         | 1 660                        |
| 14  | Germany, Fed. Rep. Of                         | 8                           | 20                           | 5                           | 12                           |
| 15  | Italy   | 132                         | 210                          | 492                         | 906                          |
| 16  | Rusia Federation                              | 17                          | 30                           | -                           | -                            |
| 17  | Switzerland                                   | 0                           | 0                            | -                           | -                            |
| 18  | United Kingdom                                | 14                          | 23                           | 16                          | 32                           |
| 19  | Austria                                       | 0                           | 2                            | 0                           | 2                            |
| 20  | Estonia                                       | -                           | -                            | 53                          | 90                           |
|     | <b>Sub Jumlah / Sub Total</b>                 | <b>2 783</b>                | <b>6 486</b>                 | <b>5 943</b>                | <b>13 674</b>                |
|     | <b>10. HS 4002 60000 ISOPRENE RUBBER (IR)</b> |                             |                              |                             |                              |
|     | <b>ASIA</b>                                   | <b>751</b>                  | <b>1 889</b>                 | <b>1 074</b>                | <b>3 077</b>                 |
| 1   | Japan   | 739                         | 1 860                        | 934                         | 2 732                        |
| 2   | Korea, Republic of                            | 9                           | 18                           | 64                          | 231                          |
| 3   | China   | 3                           | 12                           | 76                          | 114                          |
| 4   | Singapore                                     | -                           | -                            | 0                           | 0                            |
|     | <b>AMERICA</b>                                | <b>-</b>                    | <b>-</b>                     | <b>19</b>                   | <b>29</b>                    |
| 5   | United States                                 | -                           | -                            | 19                          | 29                           |
|     | <b>EUROPE</b>                                 | <b>286</b>                  | <b>617</b>                   | <b>173</b>                  | <b>506</b>                   |
| 6   | Germany, Fed. Rep. Of                         | 22                          | 51                           | -                           | -                            |
| 7   | Poland  | 106                         | 228                          | -                           | -                            |
| 8   | Russian Federation                            | 158                         | 339                          | 108                         | 318                          |
| 9   | Austria                                       | -                           | -                            | 43                          | 131                          |
| 10  | Italy   | -                           | -                            | 22                          | 57                           |
|     | <b>Sub Jumlah / Sub Total</b>                 | <b>1 037</b>                | <b>2 506</b>                 | <b>1 266</b>                | <b>3 612</b>                 |

Tabel Lanjutan  
27  
Table Continued

| No   | Negara Asal<br>Country of Origin | 2007                        |                              | 2008                        |                              |
|--|----------------------------------|-----------------------------|------------------------------|-----------------------------|------------------------------|
|  |                                  | Volume<br>Volume<br>( Ton ) | Nilai<br>Value<br>(000 US\$) | Volume<br>Volume<br>( Ton ) | Nilai<br>Value<br>(000 US\$) |
| (1)  | (2)                              | (3)                         | (4)                          | (5)                         | (6)                          |
| <b>11. HS 4002 7000 ETHYLENE-PROPYLENE-NON-CONJUGATED DIENE RUBBER</b> |                                  |                             |                              |                             |                              |
|  | <b>ASIA</b>                      | <b>1 882</b>                | <b>5 342</b>                 | <b>3 403</b>                | <b>12 687</b>                |
| 1  | Japan                            | 774                         | 2 185                        | 1 562                       | 7 246                        |
| 2  | Korea, Republic of               | 538                         | 1 328                        | 1 068                       | 2 982                        |
| 3  | Thailand                         | 43                          | 521                          | 113                         | 495                          |
| 4  | Malaysia                         | 4                           | 9                            | 49                          | 151                          |
| 5  | China                            | -                           | -                            | 30                          | 69                           |
| 6  | Singapore                        | 522                         | 1 290                        | 474                         | 1 209                        |
| 7  | Hong Kong                        | -                           | -                            | 82                          | 482                          |
| 8  | Taiwan                           | 0                           | 2                            | 25                          | 53                           |
| 9  | Turkey                           | 1                           | 7                            | -                           | -                            |
| 10   | Philipina                        | -                           | -                            | 0                           | 0                            |
|  | <b>AMERICA</b>                   | <b>892</b>                  | <b>2 223</b>                 | <b>1 916</b>                | <b>4 642</b>                 |
| 11   | United States                    | 892                         | 2 223                        | 1 895                       | 4 584                        |
| 12   | Brazil                           | -                           | -                            | 21                          | 58                           |
|  | <b>OCEANIA</b>                   | <b>-</b>                    | <b>-</b>                     | <b>4</b>                    | <b>14</b>                    |
| 13   | Australia                        | -                           | -                            | 4                           | 14                           |
|  | <b>EUROPE</b>                    | <b>2 364</b>                | <b>5 969</b>                 | <b>3 261</b>                | <b>8 848</b>                 |
| 14   | Netherlands                      | 2 195                       | 5 585                        | 2 926                       | 8 045                        |
| 15   | France                           | 27                          | 70                           | 95                          | 294                          |
| 16   | Italy                            | 36                          | 88                           | 16                          | 57                           |
| 17   | Germany, Fed. Rep. Of            | 96                          | 189                          | 135                         | 232                          |
| 18   | Switzerland                      | 1                           | 1                            | -                           | -                            |
| 19   | United Kingdom                   | 10                          | 36                           | -                           | -                            |
| 20   | Others                           | -                           | -                            | 89                          | 220                          |
| <b>Sub Jumlah / Sub Total</b>  |                                  | <b>5 138</b>                | <b>13 534</b>                | <b>8 584</b>                | <b>26 191</b>                |

Tabel 27 Lanjutan  
Table 27 Continued

| No  | Negara Asal<br>Country of Origin | 2007                      |                              | 2008                      |                              |
|---|----------------------------------|---------------------------|------------------------------|---------------------------|------------------------------|
|   |                                  | Volume<br>Volume<br>(Ton) | Nilai<br>Value<br>(000 US\$) | Volume<br>Volume<br>(Ton) | Nilai<br>Value<br>(000 US\$) |
| (1)   | (2)                              | (3)                       | (4)                          | (5)                       | (6)                          |
| <b>12. HS 4002 80000 MIXTURES OF NATURAL RUBBER</b> |                                  |                           |                              |                           |                              |
|   | <b>ASIA</b>                      | <b>74</b>                 | <b>137</b>                   | <b>287</b>                | <b>784</b>                   |
| 1   | Japan                            | 25                        | 25                           | 78                        | 201                          |
| 2   | Korea, Republic of               | 33                        | 60                           | 168                       | 430                          |
| 3   | China                            | 14                        | 30                           | 33                        | 69                           |
| 4   | Taiwan                           | 0                         | 2                            | 3                         | 30                           |
| 5   | Thailand                         | 2                         | 19                           | 0                         | 0                            |
| 6   | Others                           | -                         | -                            | 5                         | 54                           |
|   | <b>EUROPE</b>                    | <b>15</b>                 | <b>258</b>                   | <b>27</b>                 | <b>323</b>                   |
| 7   | Germany, Fed. Rep. Of            | 10                        | 254                          | 27                        | 323                          |
| 8   | Belgium                          | 5                         | 4                            | -                         | -                            |
|   | <b>Sub Jumlah / Sub Total</b>    | <b>89</b>                 | <b>395</b>                   | <b>314</b>                | <b>1 107</b>                 |
| <b>13. HS 4002 91000 LATEX OF SYNTHETIC RUBBER</b>  |                                  |                           |                              |                           |                              |
|   | <b>ASIA</b>                      | <b>104</b>                | <b>217</b>                   | <b>167</b>                | <b>599</b>                   |
| 1   | Korea, Republic of               | 0                         | 6                            | 54                        | 174                          |
| 2   | Malaysia                         | 16                        | 28                           | 24                        | 31                           |
| 3   | China                            | 0                         | 1                            | 4                         | 20                           |
| 4   | Japan                            | 87                        | 175                          | 60                        | 282                          |
| 5   | Vietnam                          | 0                         | 7                            | -                         | -                            |
| 6   | Singapore                        | -                         | -                            | 10                        | 14                           |
| 7   | Thailand                         | -                         | -                            | 3                         | 29                           |
| 8   | Taiwan                           | -                         | -                            | 12                        | 49                           |
|   | <b>AMERICA</b>                   | <b>578</b>                | <b>727</b>                   | <b>620</b>                | <b>886</b>                   |
| 9   | United States                    | 578                       | 727                          | 620                       | 886                          |
|   | <b>EUROPE</b>                    | <b>628</b>                | <b>814</b>                   | <b>842</b>                | <b>1 436</b>                 |
| 10  | France                           | 628                       | 813                          | 818                       | 1 406                        |
| 11  | Germany, Fed. Rep. Of            | 0                         | 0                            | 0                         | 0                            |
| 12  | Spain                            | 1                         | 0                            | -                         | -                            |
| 13  | Italy                            | -                         | -                            | 24                        | 27                           |
| 14  | Russia Federation                | -                         | -                            | 0                         | 3                            |
|   | <b>Sub Jumlah / Sub Total</b>    | <b>1 310</b>              | <b>1 758</b>                 | <b>1 629</b>              | <b>2 921</b>                 |

Tabel Lanjutan  
27  
Table Continued

| No   | Negara Asal<br>Country of Origin | 2007                      |                              | 2008                      |                              |
|--|----------------------------------|---------------------------|------------------------------|---------------------------|------------------------------|
|  |                                  | Volume<br>Volume<br>(Ton) | Nilai<br>Value<br>(000 US\$) | Volume<br>Volume<br>(Ton) | Nilai<br>Value<br>(000 US\$) |
| (1)  | (2)                              | (3)                       | (4)                          | (5)                       | (6)                          |
| <b>14. 4002 99000 OTHER FORM OF SYNTHETIC RUBBER</b> |                                  |                           |                              |                           |                              |
| <b>ASIA</b>  |                                  | <b>1 176</b>              | <b>3 394</b>                 | <b>1 686</b>              | <b>6 259</b>                 |
| 1  | Japan                            | 356                       | 1 434                        | 655                       | 2 911                        |
| 2  | Korea, Republic of               | 76                        | 146                          | 72                        | 582                          |
| 3  | Taiwan, Province of China        | 380                       | 872                          | 221                       | 675                          |
| 4  | China                            | 50                        | 56                           | 97                        | 85                           |
| 5  | Malaysia                         | 254                       | 501                          | 173                       | 460                          |
| 6  | Hongkong                         | -                         | -                            | 50                        | 94                           |
| 7  | India                            | 2                         | 5                            | 270                       | 746                          |
| 8  | Singapore                        | 41                        | 96                           | 107                       | 135                          |
| 9  | Thailand                         | 17                        | 281                          | 41                        | 571                          |
| 10   | Turkey                           | 0                         | 4                            | -                         | -                            |
| 11   | Philippina                       | -                         | -                            | 0                         | 0                            |
| <b>AMERICA</b>                                       |                                  | <b>46</b>                 | <b>144</b>                   | <b>80</b>                 | <b>245</b>                   |
| 12   | United States                    | 45                        | 143                          | 80                        | 245                          |
| 13   | Canada                           | 1                         | 1                            | -                         | -                            |
| <b>OCEANIA</b>                                       |                                  | <b>-</b>                  | <b>-</b>                     | <b>6</b>                  | <b>19</b>                    |
| 14   | Australia                        | -                         | -                            | 6                         | 19                           |
| <b>EUROPE</b>  |                                  | <b>91</b>                 | <b>188</b>                   | <b>320</b>                | <b>670</b>                   |
| 15   | France                           | -                         | -                            | 110                       | 180                          |
| 16   | Germany, Fed. Rep. Of            | 73                        | 147                          | 110                       | 274                          |
| 17   | Spain                            | 18                        | 39                           | -                         | -                            |
| 18   | Italy                            | 0                         | 2                            | 1                         | 7                            |
| 19   | Sweden                           | 0                         | 0                            | -                         | -                            |
| 20   | Others                           | -                         | -                            | 99                        | 209                          |
| <b>Sub Jumlah / Sub Total</b>                        |                                  | <b>1 313</b>              | <b>3 726</b>                 | <b>2 092</b>              | <b>7 193</b>                 |

Tabel 28 Luas, Produksi dan Ekspor Karet Alam Negara Anggota ANRPC, 2001-2008  
 Table Area, Production and Exports of Natural Rubber in ANRPC Member Countries, 2001-2008

| No.                                    | Negara / Country | 2001  | 2002  | 2003  | 2004  | 2005  | 2006  | 2007 | 2008 |
|--|------------------|-------|-------|-------|-------|-------|-------|------|------|
| (1)                                    | (2)              | (3)   | (4)   | (5)   | (6)   | (7)   | (8)   | (9)  | (10) |
| <b>Luas / Area / (000 Ha)</b>          |                  |       |       |       |       |       |       |      |      |
| 1                                      | Indonesia        | 3 345 | 3 318 | 3 290 | 3 262 | 3 279 | 3 309 | 3414 | 3424 |
| 2                                      | Malaysia         | 1 391 | 1 354 | 1 315 | 1 275 | 1 237 | 1 200 | 1230 | 1247 |
| 3                                      | Papua New Guinea | 37    | 18    | 18    | 24    | n.a   | n.a   | n.a  | n.a  |
| 4                                      | Sri Lanka        | 157   | 115   | 115   | 115   | 116   | 120   | 120  | 122  |
| 5                                      | Thailand         | 1 962 | n.a   | n.a   | n.a   | n.a   | n.a   | 2375 | 2675 |
| <b>Produksi / Production (000 Ton)</b> |                  |       |       |       |       |       |       |      |      |
| 1                                      | Indonesia        | 1 607 | 1 630 | 1 792 | 2 066 | 2 271 | 2 367 | 2755 | 2751 |
| 2                                      | Malaysia         | 882   | 890   | 986   | 1 169 | 1 126 | 1 284 | 1200 | 1072 |
| 3                                      | Papua New Guinea | 4     | 4     | 4     | 5     | 5     | 5     | n.a  | n.a  |
| 4                                      | Sri Lanka        | 86    | 91    | 92    | 95    | 104   | 109   | 118  | 129  |
| 5                                      | Thailand         | 2 320 | 2 615 | 2 876 | 2 984 | 2 833 | 3 137 | 3056 | 3090 |
| <b>Ekspor / Exports (000 Ton)</b>      |                  |       |       |       |       |       |       |      |      |
| 1                                      | Indonesia        | 1 467 | 1 496 | 1 660 | 1 875 | 2 025 | 2 287 | 2407 | 2295 |
| 2                                      | Malaysia         | 821   | 887   | 946   | 1 106 | 1 128 | 1 134 | 1018 | 917  |
| 3                                      | Papua New Guinea | 4     | 4     | 4     | 4     | 5     | 5     | n.a  | n.a  |
| 4                                      | Sri Lanka        | 32    | 36    | 35    | 40    | 32    | 46    | 51   | 49   |
| 5                                      | Thailand         | 2 042 | 2 354 | 2 573 | 2 637 | 2 632 | 2 772 | 2704 | 2675 |

Sumber/Source : Statistical Bulletin ANRPC (The Association of Natural Rubber Producing Countries)

# DATA

MENCERDASKAN BANGSA

<http://www.bps.go.id>



**BADAN PUSAT STATISTIK**

Jl. dr. Sutomo No. 6-8 Jakarta 10710, Kotak Pos 1003 Jakarta 10010  
Telp. : (021) 3841195, 3842508, 3810291-4, Fax. : (021) 3857046  
Homepage : <http://www.bps.go.id> E-mail : [bps@bps.go.id](mailto:bps@bps.go.id)

ISSN 1978-9920



9 771978 992031