

## KATA PENGANTAR

Publikasi Statistik Impor Agustus ini merupakan kelanjutan dari publikasi sebelumnya yang diterbitkan secara bulanan oleh Badan Pusat Statistik (BPS). Publikasi ini berisi data yang merupakan hasil pengolahan dokumen, baik yang berupa soft copy maupun hard copy. Data yang disajikan dalam publikasi ini, mencakup :

- A. Impor menurut Golongan Barang HS, Golongan Barang SITC, Komoditi (HS), Negara Asal, Pelabuhan Impor, Negara Asal dan Lima Golongan Barang Utama SITC 3 digit, Komoditi tertentu dan Negara Asal Utama
- B. Impor Kawasan Berikat menurut Golongan Barang HS 2 digit, Golongan Barang SITC, Negara Asal, Provinsi dan Pelabuhan Impor

Ucapan terima kasih dan penghargaan yang setinggi-tingginya disampaikan kepada seluruh aparat Bea dan Cukai serta Bank Indonesia yang telah secara teratur dan berkesinambungan mengirimkan dokumen PIB, juga kepada PT. Pertamina yang telah memberikan data impor minyak dan gas secara rutin. Selanjutnya, kepada semua pihak yang telah banyak membantu Badan Pusat Statistik sehingga memungkinkan diterbitkannya publikasi ini, juga disampaikan terima kasih.

Akhirnya, kami mengharapkan semoga publikasi ini dapat bermanfaat bagi pemakai.

Jakarta, Desember 2008  
Badan Pusat Statistik  
Kepala,

**DR. RUSMAN HERIAWAN**  
NIP. 340003999

## FOREWORD

The monthly publication of import statistics, is a sequential issue from the preceding publication which developed by The BPS-Statistics Indonesia. This Publication contains the data of imports document on both softcopy and hardcopy. The data in this publication covered:

- A. Import by HS Commodity Groups, SITC Commodity Groups, Commodity (HS), Country of Origin, Port of Importation, Country of Origin and Five Major SITC Commodity Group, Certain Commodities import by Main Country of Origin
- B. Bonded Zone import by Commodity 2 Digits HS, by SITC Commodity Group, Country of Origin, by Province and port of Importation

Deeply gratitude and the highest appreciation are due to the Custom Officers and Bank of Indonesia of their contribution of regularly in sending documents, and also to PT. Pertamina for the best cooperation in supporting data of oil and gas so that BPS published this edition successfully.

Finally, it is hoped that this publication would be useful for users.

Jakarta, December 2008  
BPS-Statistics Indonesia

**DR. RUSMAN HERIAWAN**  
Director General

## PENJELASAN

### 1. DAERAH PENCATATAN

Daerah pencatatan statistik dalam publikasi ini meliputi seluruh wilayah Republik Indonesia.

### 2. SUMBER DOKUMEN

Statistik dikumpulkan berdasarkan dokumen impor (Pemberitahuan Impor Barang (PIB - BC 2.0) dan Pemberitahuan Pengangkutan Barang Impor (PPBI – BC 2.3) yang diisi oleh importir. Dokumen PIB - BC 2.0 dan PPBI - BC 2.3 diterima dari Bea dan Cukai dan berlaku sejak April 1997 berdasarkan Surat Keputusan Menteri Keuangan nomor 101/KMK.05/1997 tanggal 10 Maret 1997.

### 3. SISTEM PERDAGANGAN

Sistem pencatatan Statistik Perdagangan Luar Negeri mempergunakan Sistem Perdagangan Umum (*the General Trade System*) atau dengan Sistem Perdagangan Khusus (*the Special Trade System*). Dalam Sistem Perdagangan Umum, Kawasan Berikat dianggap sebagai "dalam negeri", sedangkan dalam Sistem Perdagangan Khusus, dianggap sebagai "luar negeri". Sejak Januari 2008, sistem pencatatan Statistik Impor menggunakan Sistem Perdagangan Umum.

### 4. RUANG LINGKUP

Pencatatan Statistik Impor meliputi seluruh barang-barang yang masuk ke wilayah Indonesia.

### 5. KASUS KHUSUS

- 5.1 Sebagian impor kapal laut dan pesawat beserta suku cadangnya termasuk dalam Statistik Impor.
- 5.2 Barang-barang luar negeri yang diolah atau diperbaiki didalam negeri tetap dicatat sebagai barang impor, meskipun setelah barang tersebut selesai diproses akan kembali ke luar negeri (*re-ekspor*).
- 5.3 Barang-barang di bawah ini tidak termasuk di dalam Statistik Impor :
  - a. Pakaian dan barang-barang perhiasan penumpang.
  - b. Barang-barang penumpang untuk dipakai sendiri, kecuali lemari es, pesawat TV dan sebagainya.
  - c. Barang-barang yang diimpor untuk keperluan perwakilan (kedutaan) suatu negara.
  - d. Barang-barang untuk ekspedisi dan ekshibisi/pameran.
  - e. Sebagian barang-barang yang langsung diimpor oleh angkatan bersenjata.
  - f. Pembungkus/peti kemas.
  - g. Uang dan surat-surat berharga.
  - h. Barang-barang sebagai contoh.

## **6. SISTEM PENGOLAHAN**

Data dalam publikasi ini mencakup dokumen PIB selama Agustus 2008 yang diterima oleh Badan Pusat Statistik sampai akhir September 2008. Sistem pengolahan menggunakan *Carry Over*. Dengan metode ini dokumen-dokumen dari Bea dan Cukai ditunggu selama satu bulan setelah bulan berjalan. Dokumen-dokumen yang datang terlambat akan dimasukkan dalam bulan pengolahan berikutnya.

## **7. KLASIFIKASI JENIS BARANG**

Penggolongan barang yang digunakan di dalam statistik impor adalah klasifikasi Barang Impor yang berdasarkan pada Buku Tarif Bea Masuk Indonesia 2007 (BTBMI 2007) yang mengacu pada amandemen keempat dari World Customs Organization (WCO) sebagai lembaga Internasional yang menyusun klasifikasi Harmonized System (HS). Disamping menggunakan HS sebagai klasifikasi jenis barang, juga digunakan Standard International Trade Classification (SITC) Revisi 4.

## **8. PERIODE REFERENSI**

Periode penentuan impor adalah tanggal penyelesaian dokumen oleh pejabat-pejabat Bea dan Cukai yang terdapat dalam dokumen impor.

## **9. NILAI BARANG**

Nilai barang dinyatakan dalam nilai CIF (US\$) dan nilai Kurs Agustus 2008 yang digunakan adalah US\$ 1 = Rp. 9.174,-

## **10. SATUAN BARANG**

Berat barang impor adalah berat bersih dan dinyatakan dalam Kg.

## **11. NEGARA ASAL**

Negara asal adalah negara dimana barang-barang tersebut dihasilkan yang dokumennya setelah diperiksa oleh pejabat Bea dan Cukai dan dinyatakan sesuai dengan peraturan yang berlaku.

## EXPLANATORY NOTES

### 1. AREA RECORDINGS

The statistical recording area in this publication covers the entire territory of the Republic of Indonesia.

### 2. SOURCE OF DOCUMENTS

Statistics are compiled based on Import Declaration Form (Pemberitahuan Impor Barang (PIB-BC 2.0) or Pemberitahuan Pengangkutan Barang Impor (PPBI-BC 2.3)) of Import documents that are filled by importers. The PIB documents received from Customs and Excise, prevailing on April 1, 1997, based on Minister of Finance Decree No. 101/KMK.05/1997, March 10, 1997.

### 3. TRADE SYSTEM

The system of recording Foreign Trade Statistics apply the General Trade System or the Special Trade System. In the General Trade System, the Bonded Zone is regarded as "*Domestic*", while in the Special Trade System, the Bonded Zone is regarded as "*Abroad*". Since January 2008, the system of recording import Statistics have applied the General Trade System.

### 4. COVERAGE

The recording Import Statistics covers all goods entering the Indonesian territory.

### 5. PARTICULAR CASES

**5.1** Part of importation of sea vessels and airplanes and their spareparts are included in the Import Statistics.

**5.2** Overseas goods which are processed or modified in Indonesian Country are recorded as importation, although after the goods finish process will return to abroad (re-exports).

**5.3** The goods here under are not included in the Import Statistics :

- a. Clothes and jewelry of passangers.
- b. Luggage of passangers of own use, except refrigerators, television sets, etc.
- c. Goods imported for the use of foreign countries representations (embassies).
- d. Goods for expeditions and exhibition shows.
- e. A part of the goods directly imported by armed forces.
- f. Packings containers to be refilled.
- g. Bank notes and securities.
- h. Sample goods.

## **6. PROCESSING SYSTEM**

The data in this publication covers documents of August 2008 were received by the BPS to the end of September, 2008. The documents are processed using a carry over system. The deadline for the acceptance of documents of a certain month is one month after the reference period, which means the end of the following month. The documents accepted after the deadline is considered as the document of the following month.

## **7. COMMODITY CLASSIFICATION**

The classification of goods in this publication applies the 2007 Indonesia's Tariff Classification, based on fourth amendment from World Customs Organization (WCO) as an International Organization who arranged the Classification of Harmonized System (HS). Besides applying the HS, the Standard International Trade Classification (SITC) Revised 4 is also applied in the classification of goods.

## **8. REFERENCE PERIOD**

The period of import determination is the date of settlement/completion by the Customs and Excise Officials as stated in the Import documents.

## **9. COMMODITY VALUATION**

The values recorded, are the CIF value (US\$). The exchange rate use for August 2008, US\$ 1 = Rp. 9,174,-

## **10. UNIT OF COMMODITY**

The net weight of imported goods are presented to Kg.

## **11. COUNTRY OF ORIGIN**

Country of origin is the country in which the goods have been produced, after being verified by Customs and Excise Officials, pursuant to the prevailing regulations

## DAFTAR ISI/CONTENTS

		Halaman/ <i>Page</i>
KATA PENGANTAR/ <i>FOREWORD</i> .....		iii-iv
PENJELASAN/ <i>EXPLANATORY NOTES</i> .....		v-viii
DAFTAR ISI/ <i>CONTENTS</i> .....		ix
RINGKASAN/ <i>SUMMARY</i> .....		xi-xix
Tabel/ <i>Table</i>	I-1. Import Menurut Golongan Barang HS/ <i>Import by HS Commodity Groups</i> A. Menurut 21 Golongan Barang HS/ <i>By 21 HS Commodity Groups</i> .....	1
	B. Menurut Golongan Barang 2 Dijiit HS/ <i>By Commodity Groups 2 Digit Code HS</i> .....	2
	C. Menurut 40 Golongan Barang HS Terbesar/ <i>By 40 Biggest Commodities 10 Digit HS Code</i> .....	3
Tabel/ <i>Table</i>	I-2. Impor Menurut Golongan Barang SITC/ <i>Import by SITC Commodity Groups</i> .....	4-8
Tabel/ <i>Table</i>	I-3. Impor Menurut Komoditi (HS)/ <i>Import by Commodity (HS)</i> .....	9-115
Tabel/ <i>Table</i>	I-4. Impor Menurut Negara Asal/ <i>Import by Country of Origin</i> .....	116-118
Tabel/ <i>Table</i>	I-5. Impor Menurut Pelabuhan Impor/ <i>Import by Port of Importation</i> .....	119-121
Tabel/ <i>Table</i>	I-6. Impor Menurut Negara Asal dan Lima Golongan Barang (SITC) Utama/ <i>Import by Country of Origin and Five Major SITC Commodity Group</i> .....	122-145
Tabel/ <i>Table</i>	I-7. Impor Komoditi Tertentu Menurut Negara Asal Utama/ <i>Certain Commodities Import by Main Country of Origin</i> .....	146-149
Tabel/ <i>Table</i>	K1. Import Kawasan Berikat Menurut Golongan Barang 2 Dijiit HS/ <i>Bonded Zone Import by Commodity 2 Digits HS</i> .....	150-151
Tabel/ <i>Table</i>	K2. Impor Kawasan Berikat Menurut Golongan Barang SITC/ <i>Bonded Zone Import by SITC Commodity Group</i> .....	152-156
Tabel/ <i>Table</i>	K3. Impor Kawasan Berikat Menurut Negara Asal/ <i>Bonded Zone Import by Country of Origin</i> .....	157-159
Tabel/ <i>Table</i>	K4. Impor Kawasan Berikat Menurut Provinsi dan Pelabuhan Impor/ <i>Bonded Zone Import by Province and Port of Importation</i> .....	160-161

## RINGKASAN

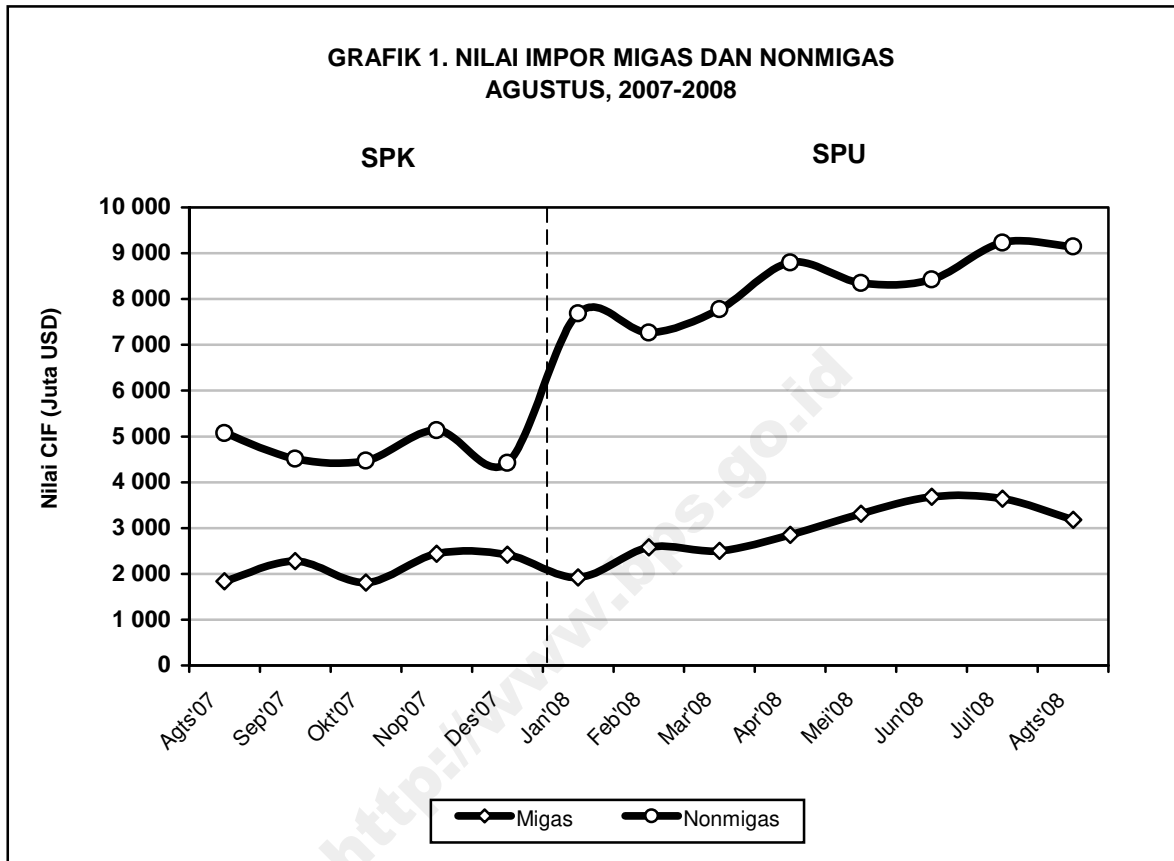
Pada Agustus 2008 nilai impor mencapai USD 12.326,2 juta yang terdiri dari impor melalui Kawasan Berikat sebesar USD 2.008,0 juta (16,29 persen) dan di Luar Kawasan Berikat sebesar USD 10.318,2 juta (83,71 persen). Nilai impor migas Indonesia mencapai USD 3.177,1 juta atau 25,78 persen dari total impor Indonesia. Sedangkan nilai impor nonmigas mencapai USD 9.149,1 juta dan memberikan peranan sebesar 74,22 persen terhadap total impor Indonesia.

**TABEL 1. IMPOR MIGAS DAN NONMIGAS  
AGUSTUS, 2007-2008**

Tahun	Bulan	Migas		Nonmigas		Total	
		Indonesia	Kawasan Berikat	Indonesia	Kawasan Berikat	Indonesia	Kawasan Berikat
<b>Nilai CIF (Juta USD)</b>							
<b>Sistem Perdagangan Khusus</b>							
<b>2007</b>	Agustus	1 840,4	---	5 076,4	---	6 916,8	---
	September	2 277,6	---	4 513,5	---	6 791,1	---
	Oktober	1 810,3	---	4 475,7	---	6 286,0	---
	Nopember	2 436,2	---	5 137,9	---	7 574,1	---
	Desember	2 417,7	---	4 420,1	---	6 837,8	---
<b>Sistem Perdagangan Umum</b>							
<b>2008</b>	Januari	1 918,5	10,6	7 689,6	2 096,1	9 608,1	2 106,7
	Februari	2 576,9	11,4	7 266,0	1 960,2	9 842,9	1 971,6
	Maret	2 499,8	8,1	7 776,9	2 299,6	10 276,7	2 307,7
	April	2 851,1	20,8	8 795,5	2 273,6	11 646,6	2 294,4
	Mei	3 315,3	17,5	8 348,9	1 978,0	11 664,2	1 995,5
	Juni	3 685,9	49,3	8 424,6	2 195,1	12 110,5	2 244,4
	Juli	3 639,1	23,2	9 230,7	2 039,3	12 869,8	2 062,5
	Agustus	3 177,1	36,4	9 149,1	1 971,6	12 326,2	2 008,0
<b>Peranan Terhadap Total Impor (%)</b>							
<b>Sistem Perdagangan Khusus</b>							
<b>2007</b>	Agustus	26,61	---	73,39	---	100,00	---
	September	33,54	---	66,46	---	100,00	---
	Oktober	28,80	---	71,20	---	100,00	---
	Nopember	32,16	---	67,84	---	100,00	---
	Desember	35,36	---	64,64	---	100,00	---
<b>Sistem Perdagangan Umum</b>							
<b>2008</b>	Januari	19,97	0,50	80,03	99,50	100,00	100,00
	Februari	26,18	0,58	73,82	99,42	100,00	100,00
	Maret	24,32	0,36	75,68	99,65	100,00	100,00
	April	24,48	0,91	75,52	99,09	100,00	100,00
	Mei	28,42	0,88	71,58	99,12	100,00	100,00
	Juni	30,44	2,20	69,56	97,80	100,00	100,00
	Juli	28,28	1,12	71,72	98,88	100,00	100,00
	Agustus	25,78	1,81	74,22	98,19	100,00	100,00



Dari total nilai impor migas Indonesia, impor melalui Kawasan Berikat hanya sebesar USD 36,4 juta atau 1,15 persen, sedangkan sisanya sebanyak USD 3.140,7 juta (98,85 persen) di Luar Kawasan Berikat. Sementara itu, nilai impor nonmigas di Luar Kawasan Berikat mencapai USD 7.177,5 juta atau 78,45 persen dan yang melalui Kawasan Berikat sebesar USD 1.971,6 juta (21,55 persen).



Keterangan : SPK = Sistem Perdagangan Khusus  
SPU = Sistem Perdagangan Umum

Dilihat dari peranannya, selama tiga belas bulan terakhir impor migas memberikan kontribusi rata-rata 28,01 persen per bulan dan impor nonmigas sebesar 71,99 persen per bulan. Sementara itu, pada Agustus 2008 peranan impor migas mencapai 25,78 persen yang berarti angka tersebut berada di bawah rata-rata. Sebaliknya peranan impor nonmigas berada di atas rata-rata yaitu 74,22 persen.

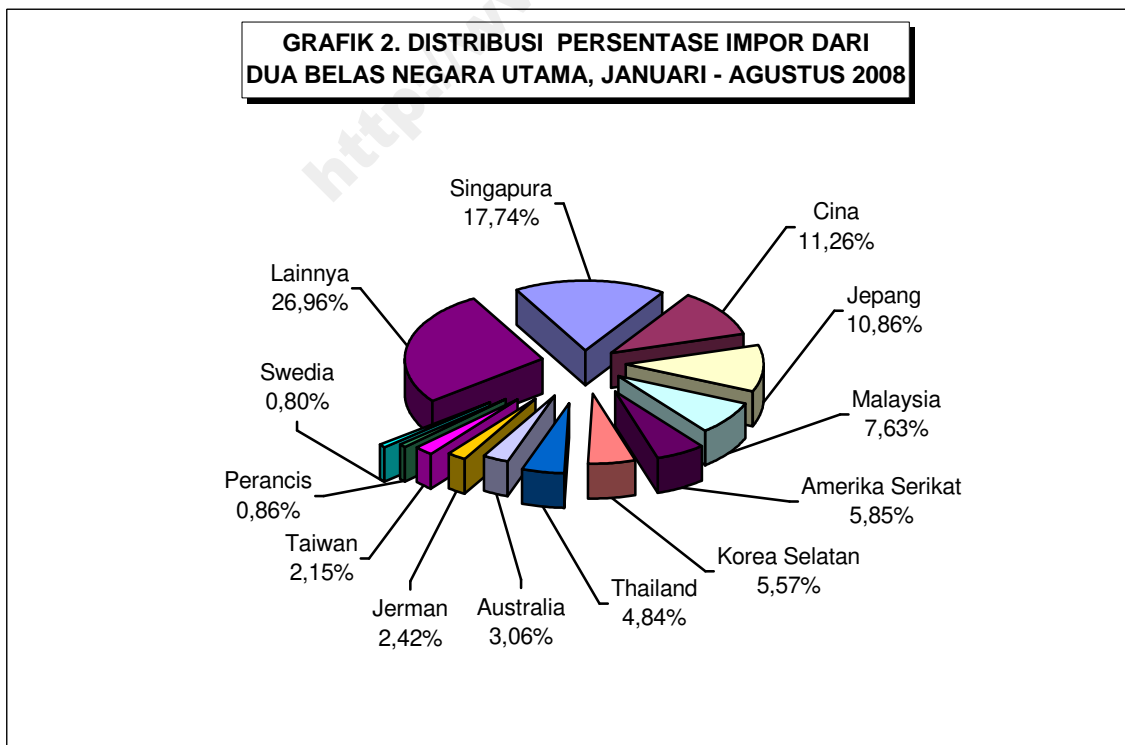
Dengan diterapkannya Sistem Perdagangan Umum (General Trade System) dalam pencatatan statistik impor, secara keseluruhan nilai impor barang yang tercatat mengalami kenaikan yang nyata (signifikan).

**TABEL 2. PERKEMBANGAN IMPOR MIGAS DAN NON-MIGAS  
BULAN JANUARI-AGUSTUS 2004-2008**

Bulan/ Tahun	Nilai (Juta USD)			Perubahan (%)			
	Migas	Non-Migas	Total	Migas	Non-Migas	Total	
<b>Jan-Agts :</b>							
<b>SPK:</b>	2004	7 098,6	22 155,8	29 254,4	24,27	75,73	100,00
	2005	11 512,7	27 423,7	38 936,4	29,57	70,43	100,00
	2006	12 598,0	27 460,0	40 058,0	31,45	68,55	100,00
	2007	12 991,0	33 993,4	46 984,4	27,65	72,35	100,00
<b>SPU:</b>	2008	23 663,7	66 681,3	90 345,0	26,19	73,81	100,00


Keterangan : SPK = Sistem Perdagangan Khusus  
SPU = Sistem Perdagangan Umum

Impor migas Januari-Agustus 2008 sebesar 23.663,7 juta atau lebih tinggi daripada rata-rata migas Januari-Agustus periode 2004-2007 yang sebesar USD 11.050,1 juta. Sedangkan rata-rata impor nonmigas Januari-Agustus periode 2004-2007 sebesar USD 27.758,2 juta atau lebih rendah dibanding impor nonmigas Januari-Agustus 2008 yang sebesar USD 66.681,3 juta. Dilihat dari nilainya, selama Januari-Agustus pada periode 2004-2008 di dominasi oleh impor nonmigas dengan rata-rata peranan sebesar 72,17 persen per tahun. Dengan demikian dapat disimpulkan bahwa perekonomian Indonesia selama ini masih bertumpu pada sektor nonmigas.



Dari keseluruhan nilai impor pada Januari - Agustus 2008, 73,04 persen berasal dari dua belas negara utama. Singapura menempati posisi pertama, yaitu 17,74 persen dari total impor Indonesia, diikuti oleh Cina (11,26 persen), Jepang (10,86 persen), Malaysia (7,63 persen), Amerika Serikat (5,85 persen), Korea Selatan (5,57 persen), Thailand (4,84 persen), Australia (3,06 persen), Jerman (2,42 persen), Taiwan (2,15 persen), Perancis (0,86 persen), dan Swedia (0,80 persen).

Impor terbesar pada Januari-Agustus 2008 berasal dari sembilan negara kelompok APEC Lainnya yakni mencapai 35,53 persen atau sebesar USD 32.102,8 juta. Kelompok negara ASEAN berada di urutan berikutnya dengan peranan sebesar 33,40 persen (USD 30.174,9), kemudian diikuti negara-negara kelompok Uni Eropa 7,60 persen (USD 6.866,3 juta), negara kelompok NAFTA sebesar 7,35 persen (USD 6.641,4 juta), dan kelompok negara lainnya menyumbang 16,12 persen (USD 14.559,6 juta).



Jika dilihat impor Indonesia dari kelompok ASEAN, selama Januari-Agustus 2008 peranan impor yang paling tinggi adalah dari *Singapura* dengan peranan sebesar 53,11 persen dari total impor ASEAN. *Malaysia* menempati urutan kedua sebesar 22,85 persen, diikuti oleh *Thailand* (14,50 persen), *Brunei Darussalam* (6,06 persen), *Philipina* (1,85 persen), *Vietnam* (1,54 persen), sementara peranan impor dari *Myanmar*, *Kamboja* dan *Laos* masih di bawah satu persen.

Dari kelompok negara Uni Eropa, selama Januari-Agustus 2008 peranan impor yang paling tinggi adalah dari *Jerman* dengan peranan sebesar 31,89 persen dari total impor Uni Eropa. *Perancis* menempati urutan kedua dengan peranan 11,27 persen, diikuti oleh *Swedia* (10,54 persen), *Italia* (9,93 persen), dan *Inggris* (8,74 persen).

**TABEL 3. NILAI DAN PERANAN IMPOR  
DARI KELOMPOK NEGARA ASEAN, NAFTA, DAN UNI EROPA  
JANUARI - AGUSTUS 2007 DAN 2008**

KELOMPOK NEGARA	Januari - Agustus 2007		Januari - Agustus 2008	
	Nilai (Juta USD)	Peranan (%)	Nilai (Juta USD)	Peranan (%)
<b>APEC</b>				
<b>ASEAN</b>	<b>14 804,4</b>	<b>31,51</b>	<b>30 174,9</b>	<b>33,40</b>
Thailand	2 782,1	5,92	4 374,1	4,84
Singapura	6 169,1	13,13	16 026,0	17,74
Philipina	247,4	0,53	557,2	0,62
Malaysia	3 658,8	7,79	6 895,6	7,63
Myanmar	25,3	0,05	26,0	0,03
Kamboja	0,9	0,00	1,2	0,00
Brunei Darussalam	1 122,4	2,39	1 829,0	2,02
Laos	2,9	0,01	0,2	0,00
Vietnam	795,5	1,69	465,6	0,52
<b>NAFTA</b>	<b>3 801,6</b>	<b>8,09</b>	<b>6 641,4</b>	<b>7,35</b>
Amerika Serikat	3 094,3	6,59	5 282,9	5,85
Kanada	660,2	1,40	1 265,4	1,40
Meksiko	47,1	0,10	93,1	0,10
<b>NEGARA APEC LAINNYA</b>	<b>15 599,2</b>	<b>33,20</b>	<b>32 102,8</b>	<b>35,53</b>
Jepang	4 149,5	8,83	9 809,6	10,86
Hongkong	271,0	0,58	1 648,1	1,82
Korea Selatan	2 272,2	4,84	5 029,3	5,57
Taiwan	969,1	2,06	1 942,8	2,15
Cina	5 550,3	11,81	10 174,7	11,26
Papua New Guinea	6,3	0,01	15,1	0,02
Australia	1 921,0	4,09	2 761,5	3,06
Selandia Baru	329,0	0,70	556,1	0,61
Chili	130,8	0,28	165,6	0,18
<b>UNI EROPA</b>	<b>4 908,8</b>	<b>10,45</b>	<b>6 866,3</b>	<b>7,60</b>
Jerman	1 290,6	2,75	2 189,8	2,42
Perancis	841,9	1,79	773,5	0,86
Swedia	552,7	1,18	723,7	0,80
Italia	420,2	0,89	682,1	0,75
Inggris	412,8	0,88	599,8	0,66
Belgia	222,5	0,47	439,2	0,49
Belanda	297,3	0,63	412,7	0,46
Finlandia	225,0	0,48	280,2	0,31
Austria	93,5	0,20	251,1	0,28
Spanyol	165,9	0,35	191,4	0,21
Irlandia	137,6	0,29	70,7	0,08
Denmark	53,6	0,11	70,4	0,08
Polandia	49,2	0,10	55,3	0,06
Cheska	37,3	0,08	40,9	0,05
Hungaria	16,6	0,04	19,8	0,02
UNI EROPA LAINNYA	92,1	0,21	65,7	0,07
<b>LAINNYA</b>	<b>7 870,4</b>	<b>16,75</b>	<b>14 559,6</b>	<b>16,12</b>
<b>TOTAL IMPOR</b>	<b>46 984,4</b>	<b>100,00</b>	<b>90 345,0</b>	<b>100,00</b>

**TABEL 4. IMPOR MENURUT GOLONGAN PENGGUNAAN BARANG  
JANUARI – AGUSTUS 2004 – 2008**

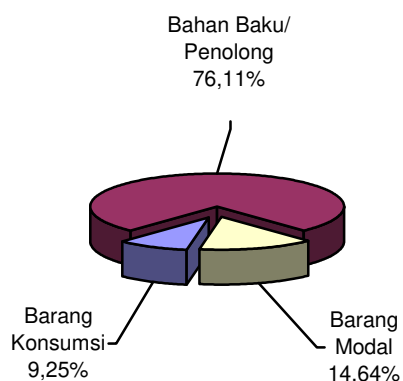
Bulan/ Tahun	Nilai (Juta USD)				Peranan (%)				
	Barang Konsumsi	Bahan Baku/ Penolong	Barang Modal	Total	Barang Konsumsi	Bahan Baku/ Penolong	Barang Modal	Total	
<b>Jan-Agts :</b>									
<b>SPK:</b>	2004	2 425,0	22 882,5	3 946,9	29 254,4	8,29	78,22	13,49	100,00
	2005	2 951,6	30 378,4	5 606,4	38 936,4	7,58	78,02	14,40	100,00
	2006	3 003,7	30 979,2	6 075,1	40 058,0	7,50	77,34	15,17	100,00
	2007	4 345,9	35 761,2	6 877,3	46 984,4	9,25	76,11	14,64	100,00
<b>SPU:</b>	2008	5 990,8	70 936,2	13 418,0	90 345,0	6,63	78,52	14,85	100,00

Keterangan : SPK = Sistem Perdagangan Khusus  
SPU = Sistem Perdagangan Umum

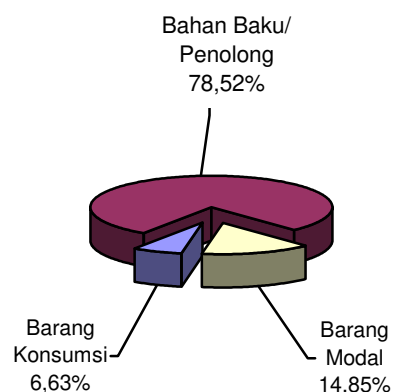
Rata-rata nilai impor Januari-Agustus periode 2004-2007 adalah sebesar USD 38.808,3 juta dengan rata-rata nilai impor barang konsumsi dan peranannya selama empat tahun tersebut mencapai USD 3.181,6 juta (8,16 persen), impor *bahan baku/penolong* sebesar USD 30.000,3 juta (77,42 persen), dan impor *barang modal* sebesar USD 4.745,4 juta (14,42 persen). Sedangkan Januari-Agustus 2008, barang konsumsi, bahan baku/penolong, dan barang modal masing-masing memberikan kontribusi sebesar 6,63 persen, 78,52 persen, dan 14,85 persen dari total impor Indonesia.

**GRAFIK 5. PERSENTASE NILAI IMPOR INDONESIA  
MENURUT GOLONGAN PENGGUNAAN BARANG  
JANUARI – AGUSTUS 2007 DAN 2008**

**Januari-Agustus 2007**



**Januari-Agustus 2008**



Dilihat dari peranannya selama Januari-Agustus periode 2004-2008, rata-rata peranan tertinggi diberikan oleh impor bahan baku/penolong yaitu 77,64 persen, diikuti oleh rata-rata impor barang modal sebesar 14,51 persen dan rata-rata impor bahan konsumsi sebesar 7,85 persen. Sementara itu, peran barang konsumsi yang tertinggi dicapai di tahun 2007 yaitu sebesar 9,25 persen. Golongan bahan baku/penolong memberikan peranan tertinggi di tahun 2008 sebesar 78,52 persen, sedangkan golongan barang modal peran tertingginya dicapai pada tahun 2006 sebesar 15,17 persen.

Jika dibandingkan dengan periode tahun sebelumnya, peranan nilai impor *bahan baku/penolong* dan *barang modal* terhadap keseluruhan nilai impor pada Januari-Agustus 2008 mengalami peningkatan masing-masing dari 76,11 persen menjadi 78,52 persen (naik 2,41 poin) dan dari 14,64 persen menjadi 14,85 persen (naik 0,21 poin). Sebaliknya impor *barang konsumsi* menurun dari 9,25 persen menjadi 6,63 persen (turun 2,62 poin).

Menurut golongan barang SITC (Standard International Trade Classification) 1 dijit, kelompok barang utama impor selama Januari-Agustus 2008 adalah kelompok *mesin dan alat angkutan* dengan nilai sebesar USD 27.922,5 juta dan memberikan peran sebesar 30,91 persen dari total impor Indonesia Januari-Agustus 2008. Jika dibandingkan dengan periode yang sama tahun sebelumnya, peranan impor kelompok ini mengalami peningkatan sebesar 5,67 poin dari 25,24 persen menjadi 30,91 persen.

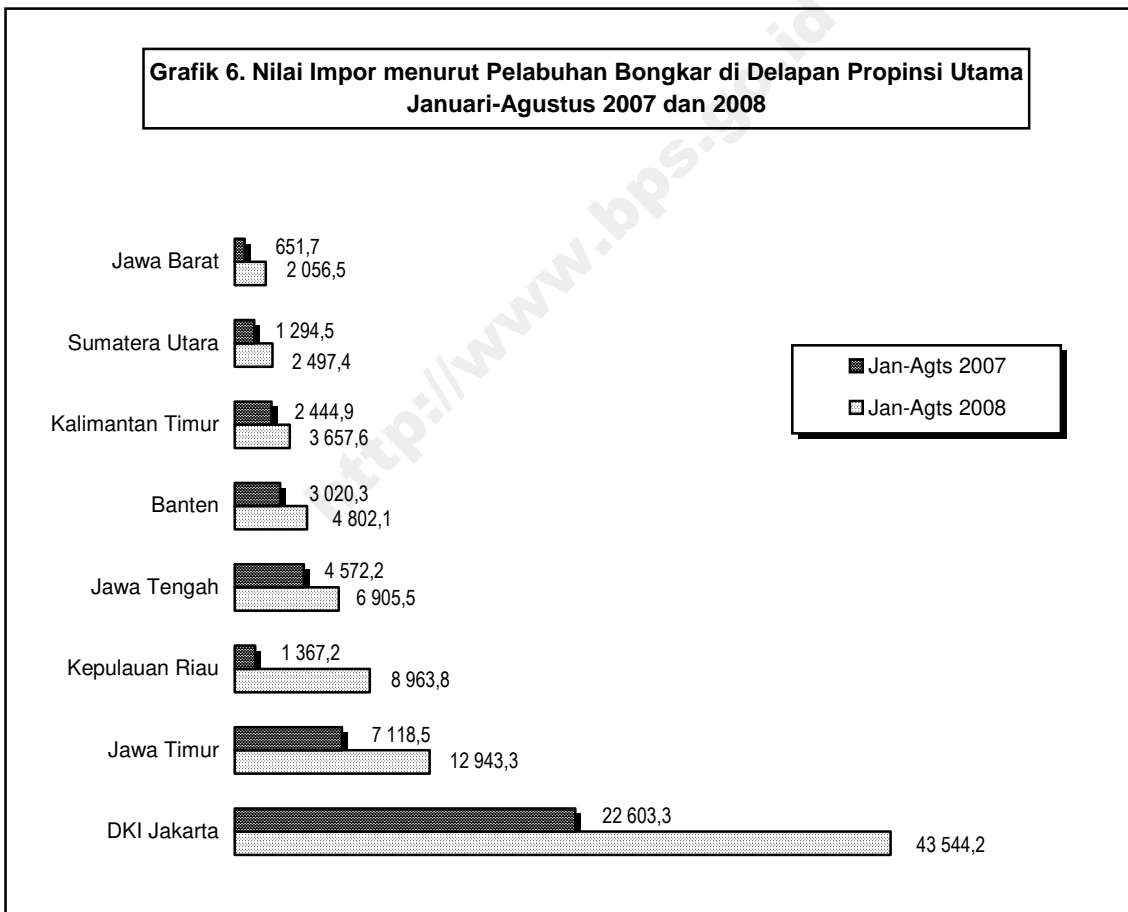
**TABEL 5. IMPOR MENURUT SITC-1 DIJIT  
JANUARI - AGUSTUS 2007 DAN 2008**

SITC	Golongan Barang	Januari - Agustus 2007		Januari - Agustus 2008	
		Nilai (Juta USD)	Peranan (%)	Nilai (Juta USD)	Peranan (%)
0	Bahan Makanan dan Binatang Hidup	4 594,0	9,78	5 579,3	6,18
1	Minuman dan Tembakau	213,7	0,45	315,3	0,35
2	Bahan Baku dan Hasil Tambang	2 912,5	6,20	5 052,6	5,59
3	Minyak dan Bahan Bakar Mineral	13 029,9	27,73	23 728,7	26,26
4	Minyak Nabati dan Hewani	55,7	0,12	96,7	0,11
5	Bahan Kimia dan produknya	6 651,8	14,16	11 151,9	12,34
6	Barang-barang Buatan Pabrik	6 392,4	13,61	13 988,6	15,48
7	Mesin dan Alat Angkutan	11 859,5	25,24	27 922,5	30,91
8&9	Lainnya	1 274,9	2,71	2 509,4	2,78
<b>Total Impor</b>		<b>46 984,4</b>	<b>100,00</b>	<b>90 345,0</b>	<b>100,00</b>

Impor kelompok barang SITC 1 dijit yang terbesar berikutnya adalah *minyak dan bahan bakar mineral* dengan nilai USD 23.728,7 juta dengan peran sebesar 26,26 persen, diikuti oleh *barang-barang buatan pabrik* sebesar USD 13.988,6 juta (15,48 persen). Selanjutnya

yaitu *bahan kimia dan produknya* sebesar USD 11.151,9 juta (12,34 persen), *bahan makanan dan binatang hidup* sebesar USD 5.579,3 juta (6,18 persen), *bahan baku dan hasil tambang* sebesar USD 5.052,6 juta (5,59 persen), *kelompok barang lainnya* sebesar USD 2.509,4 juta (2,78 persen), *minuman dan tembakau* sebesar USD 315,3 juta (0,35 persen), dan *minyak nabati dan hewani* sebesar USD 96,7 juta (0,11 persen).

Selama Januari-Agustus 2008, pelabuhan di DKI Jakarta membongkar barang impor terbesar dibanding dengan pelabuhan di propinsi lain, yaitu sebesar USD 43.544,2 juta atau 48,20 persen dari total impor Indonesia. Propinsi terbesar kedua adalah Jawa Timur sebesar USD 12.943,3 juta (14,33 persen), diikuti Kepulauan Riau USD 8.963,8 juta (9,92 persen), Jawa Tengah USD 6.905,5 juta (7,64 persen), dan Banten USD 4.802,1 juta (5,32 persen). Kemudian nilai impor yang masuk melalui propinsi Kalimantan Timur, Sumatera Utara, dan Jawa Barat masing-masing sebesar USD 3.657,6 juta, USD 2.497,4 juta, dan USD 2.056,5 juta. Sementara nilai impor ke propinsi lainnya masih berada di bawah USD 1,2 milyar.



Dibandingkan periode yang sama tahun 2007, delapan propinsi utama diatas mengalami perubahan peranan. Empat propinsi mengalami perubahan peran positif atau meningkat yaitu propinsi Kepulauan Riau sebesar 7,01 poin, Jawa Barat sebesar 0,89 poin, DKI Jakarta 0,09 poin, dan Sumatera Utara 0,00 poin. Sementara empat propinsi lainnya

mengalami perubahan negatif atau menurun yaitu Jawa Tengah 2,09 poin, Kalimantan Timur 1,15 poin, Banten 1,11 poin, dan Jawa Timur sebesar 0,82 poin.

**TABEL 6. NILAI DAN PERANAN IMPOR MENURUT PROPINSI<sup>1)</sup>**  
**JANUARI - AGUSTUS 2007 DAN 2008**

Propinsi	Januari-Agustus 2007		Januari-Agustus 2008	
	Nilai (Juta USD)	Peranan (%)	Nilai (Juta USD)	Peranan (%)
Nanggroe Aceh Darussalam	24,7	0,05	16,7	0,02
Sumatera Utara	1 294,5	2,76	2 497,4	2,76
Sumatera Barat	51,0	0,11	362,8	0,40
Riau	547,5	1,17	1 168,2	1,29
Jambi	119,9	0,26	104,3	0,12
Sumatera Selatan	112,2	0,24	131,4	0,15
Bengkulu	3,8	0,01	1,2	0,00
Lampung	1 391,7	2,96	707,9	0,78
Bangka Belitung	10,7	0,02	21,1	0,02
Kepulauan Riau	1 367,2	2,91	8 963,8	9,92
DKI Jakarta	22 603,3	48,11	43 544,2	48,20
Jawa Barat	651,7	1,39	2 056,5	2,28
Jawa Tengah	4 572,2	9,73	6 905,5	7,64
D I Yogyakarta	0,1	0,00	0,5	0,00
Jawa Timur	7 118,5	15,15	12 943,3	14,33
Banten	3 020,3	6,43	4 802,1	5,32
B a l i	259,7	0,55	555,8	0,62
Nusa Tenggara Barat	156,6	0,33	167,1	0,18
Nusa Tenggara Timur	10,8	0,02	2,4	0,00
Kalimantan Barat	64,4	0,14	67,7	0,07
Kalimantan Tengah	30,0	0,06	16,6	0,02
Kalimantan Selatan	192,9	0,41	201,9	0,22
Kalimantan Timur	2 444,9	5,20	3 657,6	4,05
Sulawesi Utara	14,3	0,03	8,0	0,01
Sulawesi Tengah	0,3	0,00	1,0	0,00
Sulawesi Selatan	348,5	0,74	458,8	0,51
Sulawesi Tenggara	0,0	0,00	0,1	0,00
Gorontalo	0,0	0,00	0,0	0,00
Maluku	5,1	0,01	86,6	0,10
Maluku Utara	4,1	0,01	0,0	0,00
Papua	555,6	1,18	894,0	0,99
Papua Barat	7,9	0,02	0,5	0,00
<b>TOTAL IMPOR</b>	<b>46 984,4</b>	<b>100,00</b>	<b>90 345,0</b>	<b>100,00</b>

Keterangan : <sup>1)</sup> = melalui pelabuhan bongkar yang terdapat di propinsi



**I-1. IMPOR MENURUT GOLONGAN BARANG HS / IMPORT BY HS COMMODITY GROUPS**  
**A. MENURUT 21 GOLONGAN BARANG (HS) / BY 21 HS COMMODITY GROUP**  
**\*\*\* AGUSTUS / AUGUST 2008 \*\*\***

HS	Uraian golongan barang <i>Group description</i>	Berat bersih / Net weight (Kg)		Nilai / Value C.I.F ( U S \$ )	
		Bulan ini	Kumulatif	Bulan ini	Kumulatif
		<i>Current month</i>	<i>Cum. Jan. to date</i>	<i>Current month</i>	<i>Cum. Jan. to date</i>
I	Live animals; animal product	57,510,003	477,606,562	129,186,395	1,162,574,100
II	Vegetable products	684,082,670	6,103,875,461	356,433,907	3,029,968,784
III	Fats, oils, waxes of animal/vegetable	6,874,709	64,587,217	13,588,190	107,152,224
IV	Foodstuffs,beverages,spirits and tobacco	388,874,915	3,543,157,039	290,569,126	2,390,339,017
IX	Wood and its articles,plaiting materials	66,250,615	496,480,633	34,222,460	241,956,848
V	Mineral products	3,647,984,639	31,491,893,645	3,256,555,829	24,524,739,865
VI	Prod. of chemical or allied industries	1,095,384,098	8,489,891,393	1,294,999,033	8,815,261,841
VII	Plastics, rubber and articles there of	235,647,628	1,687,677,509	565,462,539	3,757,142,891
VIII	Raw hides, skins, leather and articles	7,246,393	49,563,750	30,533,686	267,255,282
X	Pulp, paper and articles there of	352,643,180	2,767,249,955	244,007,286	1,779,555,854
XI	Textiles & textile articles	122,434,985	1,093,214,138	404,904,005	3,533,246,664
XII	Footwear, umbrellas, artificial flowers	8,543,570	49,285,048	21,859,912	133,211,988
XIII	Cement, plaster, glass, ceramic products	85,808,067	565,861,088	60,882,865	443,005,326
XIV	Pearls & precious/semiprecious stones	404,585	2,517,335	7,301,137	51,787,221
XIX	Arms and amunition; parts & accesories	1,370	75,728	54,533	10,166,150
XV	Base metals and articles there of	1,125,740,358	9,409,437,505	1,542,833,918	10,647,008,183
XVI	Machinery,electric,electronic equipments	282,798,351	2,048,176,496	3,036,972,322	21,943,777,551
XVII	Vechiles, aircraft, and vessels	117,548,900	1,050,641,712	842,309,198	6,045,365,786
XVIII	Optical,photographic,musical instruments	7,690,055	57,569,372	121,675,429	960,605,521
XX	Miscellaneous manufactures articles.	23,618,199	157,899,336	71,726,050	499,782,871
XXI	Works of art,antiques special provisions	69,208	555,010	171,768	1,141,008
<b>TOTAL IMPORT</b>		<b>8,317,156,498</b>	<b>69,607,215,932</b>	<b>12,326,249,588</b>	<b>90,345,044,975</b>

**I-1. IMPOR MENURUT GOLONGAN BARANG (HS) / IMPORT BY HS COMMODITY GROUPS**  
**B. MENURUT GOLONGAN BARANG 2 DIJIT HS / BY COMMODITY 2 DIGITS HS**  
**\*\*\* AGUSTUS / AUGUST 2008 \*\*\***

HS	Uraian golongan barang <i>Group description</i>	Berat bersih / Net weight (Kg)		Nilai / Value C.I.F ( U S \$ )	
		Bulan ini	Kumulatif	Bulan ini	Kumulatif
		<i>Current month</i>	<i>Cum. Jan. to date</i>	<i>Current month</i>	<i>Cum. Jan. to date</i>
01	Live animals	18,945,278	133,021,632	36,813,701	248,515,510
02	Meat and edible meat offal	7,424,894	68,593,881	15,431,118	146,193,861
03	Fish and crustaceans	11,226,048	75,328,667	9,292,768	68,857,337
04	Dairy products, bird's eggs, natural honey	19,344,364	193,537,555	65,315,539	681,407,804
05	Products of animal origin	569,419	7,124,827	2,333,269	17,599,588
06	Live trees and other plants	36,331	424,438	42,204	542,120
07	Edible vegetables and certain roots and tubers	86,761,960	547,233,148	33,431,803	227,828,899
08	Edible fruits and nuts	44,167,519	354,057,182	42,183,429	327,112,186
09	Coffee, tea, mate, and spices	4,329,111	26,947,493	5,721,076	32,969,888
10	Cereals	393,054,887	3,596,245,791	182,571,069	1,557,699,027
11	Products of the milling industry; malt, starches	74,569,698	632,819,805	37,701,914	304,108,146
12	Oil seeds and oleaginous fruits; grains,seed, and fruits	80,346,053	939,319,049	51,001,517	549,961,301
13	Lac; gums; resins and other vegetable saps and extracts	778,545	6,361,490	3,717,095	29,244,506
14	Vegetable plaiting materials; vegetable products	38,566	467,065	63,800	502,711
15	Animal or vegetable oils/fats and their cleavage products	6,874,709	64,587,217	13,588,190	107,152,224
16	Preparations of meat/fish/crustaceans/mollucs or other aqatic	981,025	7,134,167	2,129,510	12,416,196
17	Sugar and sugar confectionery	110,208,461	868,338,382	42,185,232	335,420,179
18	Cocoa and cocoa preparations	2,965,572	42,761,243	5,667,466	98,937,959
19	Preparations of cereals, flour, starch or milk; pastrycooks' products	7,537,653	43,604,278	14,920,123	85,327,105
20	Preparations of vegetables, fruits, nuts or other part of plants	5,099,210	37,336,050	6,392,705	42,405,774
21	Miscellaneous edible preparations	15,254,149	98,299,665	53,454,258	325,211,134
22	Beverages, spirit, and vinegar	12,855,274	75,978,845	9,206,452	52,544,035
23	Residues and waste from the food industries	228,058,749	2,308,110,033	126,576,998	1,174,166,932
24	Tobacco and manufactured tobacco substitutes	5,914,822	61,594,376	30,036,382	263,909,703
25	Salts; sulphur; earths and stone; plastering materials, lime and	442,833,441	4,968,684,917	61,932,107	513,535,616
26	Ores, slag, and ash	4,238,604	1,572,208,945	3,194,764	261,232,850
27	Mineral fuels, mineral oils and products of their distillation	3,200,912,594	24,950,999,783	3,191,428,958	23,749,971,399
28	Inorganic chemicals	327,180,128	1,969,768,916	178,584,893	979,631,134
29	Organic chemicals	320,735,874	2,246,199,053	570,143,357	3,711,409,446
30	Pharmaceutical products	1,810,566	14,089,793	29,815,739	228,546,622
31	Fertilizers	328,029,172	3,358,097,953	179,204,963	1,498,857,575
32	Tanning or dyeing extracts	28,675,159	231,622,874	75,766,249	576,747,733
33	Essential oils and resinoids; perfumery, cosmetic or toilet	6,983,860	50,236,131	58,625,019	390,234,134
34	Soap, organic surface-active agents, washing, and lubricating	19,625,496	140,162,241	45,739,607	297,667,044
35	Albuminoidal substances; modified starches; glues; enzymes	16,361,829	117,338,268	30,077,937	203,685,849
36	Explosives; pyrotechnic products; matches; certain combustible	487,617	7,718,402	6,689,582	42,598,800
37	Photographic and cinematographic goods	1,097,890	10,073,186	6,220,458	59,432,872
38	Miscellaneous chemical products	44,396,507	344,584,576	114,131,229	826,450,632
39	Plastics and articles thereof	194,932,034	1,385,607,570	426,264,842	2,808,663,458
40	Rubber and articles thereof	40,715,594	302,069,939	139,197,697	948,479,433

**I-1. IMPOR MENURUT GOLONGAN BARANG (HS) / IMPORT BY HS COMMODITY GROUPS**  
**B. MENURUT GOLONGAN BARANG 2 DIJIT HS / BY COMMODITY 2 DIGITS HS**  
**\*\*\* AGUSTUS / AUGUST 2008 \*\*\***

H S	Uraian golongan barang <i>Group description</i>	Berat bersih / Net weight (Kg)		Nilai / Value C.I.F ( U S \$ )	
		Bulan ini <i>Current month</i>	Kumulatif <i>Cum. Jan. to date</i>	Bulan ini <i>Current month</i>	Kumulatif <i>Cum. Jan. to date</i>
41	Raw hides, skins, and leather	5,033,695	36,107,827	22,424,077	214,721,359
42	Articles of leather; saddlery and harness; travel goods and similar	2,209,680	13,396,266	8,076,394	51,602,291
43	Furskins and artificial fur; manufactures thereof	3,018	59,657	33,215	931,632
44	Wood and articles of wood; wood charcoal	66,156,598	495,742,756	33,977,308	240,010,890
45	Cork and articles of cork	54,181	312,284	138,812	990,900
46	Manufactured of straw or other plaiting materials; basketware and	39,836	425,593	106,340	955,058
47	Pulp of wood or of other fibrous cellulosic material; recovered	303,347,374	2,346,066,243	148,580,899	1,063,345,177
48	Paper and paperboard; articles of paper pulp or of	48,729,153	417,135,664	86,106,212	673,082,238
49	Printed books, newspapers, pictures, and other products of printing	566,653	4,048,048	9,320,175	43,128,439
50	Silk	87,998	1,161,383	621,559	8,896,393
51	Wool, fine or coarse animal hair; horse hair yarn, woven fabrics of	335,387	3,901,498	5,000,144	44,721,635
52	Cotton	58,655,307	604,709,286	139,422,035	1,374,221,044
53	Other vegetable textile fibres; paper yarns and woven fabrics of	1,281,419	13,100,734	1,415,315	24,010,921
54	Man-made filaments	12,280,934	96,542,498	58,631,446	503,829,514
55	Man-made staple fibres	19,453,377	160,208,324	57,013,564	434,964,032
56	Wadding, felt, and non-wovens	5,124,364	36,554,847	14,674,875	109,869,578
57	Carpets and other textile floor coverings	1,352,626	8,872,587	2,641,275	14,194,665
58	Special woven fabrics; tufted textile fabrics; lace; tapestries; embro	1,688,102	15,431,064	15,244,524	149,908,168
59	Impregnated, coated, covered or laminated textile fabrics	5,315,951	42,404,264	24,869,270	198,303,475
60	Knitted or crocheted fabrics	8,758,370	70,972,381	57,743,767	501,393,158
61	Articles of apparel and clothing accessories, knitted or crocheted	2,469,867	11,778,337	11,601,518	72,198,163
62	Articles of apparel and clothing accessories, not knitted or	2,401,216	10,154,833	11,513,077	71,478,237
63	Other made up textile articles; sets; worn clothing and worn textile a	3,230,067	17,422,102	4,511,636	25,266,681
64	Footwear, gaiters and the like; parts of such articles	7,127,930	39,858,650	18,095,106	110,989,021
65	Headgear and parts thereof	433,839	2,940,402	1,821,045	11,647,701
66	Umbrellas, walking sticks, seat-sticks, whips, riding crops and parts	860,447	5,221,761	1,300,827	6,042,742
67	Prepared feathers and articles; artificial flowers; articles of human	121,354	1,264,235	642,934	4,532,524
68	Articles of stone, plaster, cement, asbestos, mica or similar material	16,069,763	126,950,778	14,213,943	105,345,459
69	Ceramic products	36,696,676	228,750,495	18,766,024	137,063,886
70	Glass and glassware	33,041,628	210,159,815	27,902,898	200,595,981
71	Natural and cultured pearls, precious/semi precious stones, and	404,585	2,517,335	7,301,137	51,787,221
72	Iron and steel	896,215,933	7,609,948,908	851,153,095	5,985,314,993
73	Articles of iron and steel	121,170,995	1,054,604,567	294,782,429	2,155,709,907
74	Cooper and articles thereof	24,454,340	129,505,602	152,412,765	753,999,800
75	Nickel and articles thereof	146,647	1,762,637	2,609,482	23,649,815
76	Aluminium and articles thereof	44,385,422	295,812,598	129,637,707	845,714,300
78	Lead and articles thereof	6,438,580	64,114,224	13,304,931	154,388,700
79	Zinc and articles thereof	10,296,660	91,021,571	20,740,599	216,628,989
80	Tin and articles thereof	1,064,232	6,989,470	3,560,263	21,049,385
81	Other base metal; cermets; and articles thereof	386,672	2,424,621	8,352,444	28,742,194
82	Tools, implements, cutlery, spoon and forks, of base metal and	6,296,130	42,113,644	28,301,689	205,143,847
83	Miscellaneous articles of base metal	14,884,747	111,139,663	37,978,514	256,666,253
84	Nuclear reactors, boilers, machinery and mechanical appliances;	199,756,836	1,414,691,289	1,581,709,312	11,933,860,038
85	Electrical machinery and equipments; sound	83,041,515	633,485,207	1,455,263,010	10,009,917,513
86	Railway and tramway locomotive, mechanical traffic, and all kinds	714,766	6,443,349	5,206,656	61,895,975
87	Vehicles other than railway/tramway, and parts and accessories	78,020,738	566,592,748	566,782,821	4,019,123,623
88	Aircraft and its components	366,315	2,323,225	148,441,269	917,735,630
89	Ships, boat, and floating structures	24,378,200	342,651,190	46,119,835	519,843,695
90	Optical, photographic, cinematographic, measuring, checking,	5,244,770	40,960,152	105,643,509	841,974,501
91	Clocks and watches and parts thereof	557,959	3,612,319	2,583,111	21,901,952
92	Musical instruments; parts and accessories of such articles	1,887,326	12,996,901	13,448,809	96,729,068
93	Arms and ammunition; parts and accessories thereof	1,370	75,728	54,533	10,166,150
94	Furnitures, bedding, mattress supports, cushions and stuffed	10,183,802	77,045,154	31,743,504	216,411,964
95	Toys, games and sports requisites; parts and accessories thereof	7,542,487	40,417,607	19,678,692	121,719,479
96	Miscellaneous manufactured articles	5,891,910	40,436,575	20,303,854	161,651,428
97	Works of arts, collectors' piece and antiques	69,208	552,873	171,768	1,125,800
98	Vehicles in ckd and their components	14,068,881	132,631,200	75,758,617	526,766,863
99	Postal packages, parcels, and returned goods	0	2,137	0	15,208
<b>TOTAL IMPORT</b>		<b>8,317,156,498</b>	<b>69,607,215,932</b>	<b>12,326,249,588</b>	<b>90,345,044,975</b>

**I-1. IMPOR MENURUT GOLONGAN BARANG (HS) / IMPORT BY HS COMMODITY GROUPS**  
**C. MENURUT 40 GOLONGAN BARANG (HS) TERBESAR / BY BIG 40 COMMODITIES (HS)**  
**\*\*\* AGUSTUS / AUGUST 2008 \*\*\***

H S	Uraian golongan barang Group description	Berat bersih / Net weight (Kg)		Nilai / Value C.I.F ( U S \$ )	
		Bulan ini Current month	Kumulatif Cum. Jan. to	Bulan ini Current month	Kumulatif Cum. Jan. to
2709001000	Crude Petroleum Oil	1,096,070,477	8,665,699,438	1,061,832,988	7,791,790,592
2710197100	High Speed Diesel Fuel	802,137,757	7,499,838,269	831,618,481	7,787,560,505
2710111200	Motor Spirit, Premium Unleaded	433,544,897	3,912,687,593	474,463,305	4,118,739,481
1001901900	Other Wheat, For Human Consumption	317,365,805	3,109,368,261	151,204,729	1,373,733,277
2710197900	Other Fuel Oils	348,092,956	1,669,680,274	258,794,647	1,056,749,982
8708999900	Other Parts, acces For Other Vehicles Of Heading 87.02, 8704, 8705	14,565,572	134,060,107	97,387,081	1,037,979,261
7207121000	Slabs Of Iron/non Alloy, Cont.< 0,25% Of Carbon, Other Than Square	85,054,486	1,229,101,412	96,854,588	931,250,822
8517120000	Telephones For Cellular Networks/for Other Wireless Networks	1,062,847	6,086,108	198,222,278	884,473,663
2710117000	Naphtha, Reformate Or Preparations For Preparing Spirits	141,552,505	907,154,201	159,703,299	854,753,246
5201000000	Cotton, Not Carded/combed.	48,118,368	505,933,370	83,412,807	825,374,093
3104200000	Potassium Chloride	62,097,007	1,431,673,228	56,888,388	774,956,137
8473309000	Parts & Access Ofother Machines Of Heading 84.71	1,957,174	15,499,468	90,739,144	735,697,094
2304000000	Oil-cake&other Solid Residues,in Pellet Form, From The Extract Of Soyabean Oil	143,923,795	1,569,539,701	72,141,480	719,499,571
8802401000	Aeroplanes Of An Unladen Weight > 15,000 Kg	331,068	1,863,768	141,352,921	674,073,932
8522909900	Other Parts And Accessories For Goods Of Subheading 85.19 Other Than 85.19.81	1,239,616	10,963,621	69,092,260	664,374,331
8517709900	Other Parts In Subheading 85.17.70	1,454,591	7,630,812	141,347,495	637,877,942
2902430000	P-xylene	56,428,747	478,451,724	87,149,634	632,718,147
2710191400	Aviation Turbine Fuel (jet Fuel) Having A Flash Point Of Less Than 23-c	71,406,244	502,596,602	85,963,290	535,318,926
7204490000	Other Ferrous Waste And Scrap :	84,699,151	968,341,547	53,249,175	496,070,984
1201009000	Other Soya Beans, Whether Or Not Broken	51,220,567	760,537,509	35,490,863	455,353,737
8517625300	Other Transmission Apparatus For Radio- Telephony/radio-telegraphy	321,913	2,774,020	60,658,835	446,701,928
8542390000	Other Electronic Integrated Circuits	312,797	2,612,621	44,331,322	422,528,157
8542900000	Parts Of Electronic Integrated Circuits	385,542	3,484,583	46,738,302	415,340,529
2901210000	Ethylene	57,350,090	286,937,753	92,285,225	382,487,630
8429520000	Mach With A 360,revolving Super Struct, Mech Shovels,excavators And Shove	12,691,206	83,299,212	49,663,514	366,351,272
7403110000	Refined Copper For Cathodes And Sections Of Cathodes	11,717,501	45,915,449	97,316,265	361,620,123
2710191600	Kerosene	68,235,564	317,906,413	77,759,930	320,310,363
8431499000	Oth Parts Of Machinery Of Heading 84.26, 84.29/84.30	7,107,525	51,628,989	48,244,161	311,277,487
7208390000	Flat-rolled Iron/nas, Hrc, Width >600 Mm, Thick< 3 Mm	37,603,756	388,512,704	39,380,119	300,122,630
2905310000	Ethylene Glycol (ethanediol)	29,245,166	221,761,101	36,387,099	291,560,968
8714190030	Spokes/nipples Of Motorcycles (incl. Mopeds)	6,617,872	43,809,498	40,229,101	281,649,136
8704102200	Damper Designed For Off Highway, > 24 T Not Ckd	6,711,722	26,243,506	65,121,886	277,717,031
7601200000	Aluminium Alloys	16,314,108	97,134,921	46,475,609	268,770,579
4702000000	Chemical Wood Pulp, Dissolving Grades.	30,588,233	239,440,659	31,392,596	258,203,731
3902102000	Polypropylene In Granule Form	22,582,550	151,902,084	44,278,116	251,887,141
7204290000	Waste And Scrap Of Oth Alloy Steel	140,392,595	459,096,737	99,783,132	250,223,014
0102901000	Live Oxen, Other Than Pure-bred Breeding Animals	18,790,915	132,078,157	36,584,007	245,087,523
7207110000	Semi-finished Iron/non-alloy Cont. < 0,25% Carbon ,rectngr,square	27,447,981	311,117,239	29,683,383	232,579,135
8431430000	Parts Of Boring/sinking Mach Of Subhead 8430.41/8430.49	1,664,085	15,860,467	26,436,849	230,153,419
8529109900	Aerials&reflect.s Of All Kinds Not For Radio-telephony/radio-telegraphy	471,256	4,120,081	10,970,817	227,576,948

**I-2 IMPOR MENURUT GOLONGAN BARANG SITC / IMPORT BY SITC COMMODITY GROUPS**  
**\*\* AGUSTUS / AUGUST 2008 \*\***

SITC	Uraian golongan barang Group description	Berat bersih / Net weight (Kg)		Nilai / Value C.I.F. (US \$)	
		Bulan ini Current month	Kumulatif Cum. Jan. to date	Bulan ini Current month	Kumulatif Cum. Jan. to date
<b>A. By Commodity 1 digit SITC</b>					
0	Bahan makanan dan binatang hidup	1 002 370 730	8 790 851 846	669 540 962	5 579 262 015
1	Minuman dan tembakau	18 686 043	136 698 366	39 092 560	315 263 565
2	Bahan mentah	1 210 338 629	11 899 315 829	681 964 814	5 052 585 863
3	Bahan bakar, bahan penyemir, dsb	3 198 200 283	24 900 811 851	3 189 888 293	23 728 760 690
4	Minyak/lemak nabati dan hewan	6 461 987	58 557 012	12 518 630	96 725 235
5	Bahan kimia	1 197 765 559	9 634 966 123	1 621 779 000	11 151 937 707
6	Hasil industri menurut bahan	1 207 740 227	10 602 967 166	1 890 938 342	13 988 568 160
7	Mesin dan alat pengangkutan	400 889 363	3 102 407 746	3 874 225 663	27 922 503 647
8	Hasil industri lainnya	74 697 550	480 575 522	343 020 768	2 483 553 737
9	Barang dan transaksi khusus lainnya	6 127	64 471	3 280 556	25 884 356
<b>TOTAL IMPORT</b>		<b>8 317 156 498</b>	<b>69 607 215 932</b>	<b>12 326 249 588</b>	<b>90 345 044 975</b>
<b>B. By Commodity 2 digit SITC</b>					
00	Live animal for food	18 945 278	133 021 632	36 813 701	248 515 510
01	Meat and meat preparations	7 647 575	69 611 666	16 022 775	148 984 848
02	Dairy product and eggs	19 485 476	194 000 482	65 730 361	683 002 945
03	Fish, crustaceans, molluscs and their preparations	11 984 392	81 435 949	10 830 621	78 430 655
04	Cereals and cereal preparations	443 286 150	4 004 717 724	214 813 310	1 797 103 340
05	Fruits and vegetables	136 535 772	942 133 385	82 551 367	602 590 732
06	Sugar, sugar preparations, and honey	110 377 459	869 420 821	42 583 301	337 841 898
07	Coffee, tea, cocoa, and spices	8 032 114	74 663 844	19 037 536	175 562 094
08	Feeding stuff for animals	228 075 999	2 308 292 058	126 579 174	1 174 250 785
09	Miscellaneous food preparations	18 000 515	113 554 285	54 578 816	332 979 208
11	Beverages	12 771 221	75 103 990	9 056 178	51 353 862
12	Tobacco and tobacco manufactured	5 914 822	61 594 376	30 036 382	263 909 703
21	Hides, skins and furskins	2 222 239	10 583 926	2 314 133	8 965 431
22	Oil seeds, nuts, and kernels	79 659 708	932 680 504	48 970 819	531 538 087
23	Crude rubber	22 069 271	169 670 424	56 363 882	375 255 066
24	Wood, lumber, and cork	22 800 679	178 648 317	14 367 329	101 090 340
25	Pulp and waste paper	303 347 374	2 346 066 243	148 580 899	1 063 345 177
26	Textile fibres and their waste	66 098 144	653 686 223	126 941 560	1 150 803 542
27	Crude fertilizers and crude minerals	384 763 353	4 211 913 281	61 430 241	500 841 463
28	Metalliferous ores and metal scraps	327 307 472	3 375 335 949	214 828 497	1 255 034 440
29	Crude animals and vegetable materials, nes	2 007 389	20 730 962	8 167 454	65 712 317
32	Coal, coke, and briquettes	19 926 694	121 527 134	7 284 512	32 631 068
33	Petroleum and petroleum products	3 169 779 330	24 729 440 377	3 172 747 222	23 639 948 015
34	Gas; natural and manufactured	8 494 259	49 844 340	9 856 559	56 181 607
41	Animal oils and fats	251 635	2 017 922	1 728 104	11 567 460
42	Fixed vegetable oils/fats	3 551 690	34 459 406	6 362 079	49 144 967
43	Animal vegetable oils/fats	2 658 662	22 079 684	4 428 447	36 012 808
51	Organic chemicals	322 459 850	2 260 842 630	556 831 950	3 605 231 169
52	Inorganic chemicals	236 165 479	1 668 559 145	133 876 647	846 439 153
53	Dyeing, tanning, and colouring materials	28 982 698	237 291 485	76 205 953	587 317 545
54	Medical and pharmaceutical products	2 761 817	22 134 473	49 502 721	382 211 379
55	Essential oils and perfumery materials	14 519 902	115 556 750	76 992 041	526 892 775
56	Manufactured fertilizers	324 842 762	3 343 183 260	178 178 453	1 494 934 896
57	Plastics in primary forms	155 980 329	1 109 900 945	320 152 699	2 096 921 834
58	Plastics in non-primary forms	18 869 332	148 852 809	50 768 489	363 057 742
59	Chemical materials and its products, nes	93 183 390	728 644 626	179 270 047	1 249 471 214
61	Leather, leather med, nes	2 841 874	25 877 509	20 251 122	207 978 320
62	Rubber manufactured, nes	18 496 365	131 116 340	82 122 026	566 981 416
63	Wood and cork manufactured	43 410 100	317 406 723	19 748 791	139 911 450
64	Paper, paperboard, and manufactured thereof	48 056 608	411 263 689	80 240 281	604 607 477
65	Textile yarns, fabrics, and their products	52 597 881	424 783 237	256 590 048	2 250 829 846
66	Non metallic minerals manufactured	153 156 506	1 417 659 425	63 923 076	485 894 689
67	Iron and steel	723 327 479	6 696 124 871	828 320 791	6 219 782 420
68	Non ferrous metals	78 492 345	525 840 374	298 735 289	1 843 547 623
69	Manufactured of metal, nes	87 361 069	652 894 998	241 006 918	1 669 034 919
71	Power generating machine and equipments	49 518 912	309 325 449	319 908 382	2 370 298 039
72	Machinery specialized for particular industry	67 968 153	501 556 820	474 268 143	3 747 947 142
73	Metalworking machinery	10 401 856	77 750 271	76 461 520	583 652 625
74	General industrial machinery and equipments	72 215 557	528 003 232	500 770 474	3 944 545 879
75	Office machinery and automatic data processing	9 691 637	74 539 003	272 251 866	1 925 320 622
76	Telecommunication and reproducers apparatus	21 047 409	146 156 365	782 645 177	4 659 472 599
77	Electrical machinery and apparatus	53 479 666	421 962 091	611 578 243	4 687 863 246
78	Road vehicles	91 160 066	692 702 024	636 724 267	4 510 852 299
79	Other transportation equipments	25 406 107	350 412 941	199 617 591	1 492 551 196
81	Sanitary, plumbing, and fittings	5 851 544	35 944 061	16 787 694	116 718 141
82	Furniture	7 137 469	56 245 057	18 287 462	130 519 908
83	Traveling goods	2 076 246	12 149 580	7 167 017	45 248 142
84	Clothing	6 204 266	33 113 582	29 073 434	189 289 386
85	Footwear	7 127 930	39 858 650	18 095 106	110 989 021
87	Professional, scientific, and contractor instruments	4 409 535	35 088 009	72 177 072	543 009 111
88	Photographic apparatus, equipments and optics	2 492 453	19 737 227	29 794 349	270 702 214
89	Miscellaneous manufactured articles	39 398 107	248 439 356	151 638 634	1 077 077 814
91	Postal packages	0	2 137	0	15 208
96	Coin; not being legal tender	396	4 481	5 171	12 750
97	Gold; non monetary	5 731	57 853	3 275 385	25 856 398

TOTAL IMPORT

8 317 156 498

69 607 215 932

12 326 249 588

90 345 044 975

<http://www.bps.go.id>

**I-2 IMPOR MENURUT GOLONGAN BARANG SITC / IMPORT BY SITC COMMODITY GROUPS**  
**\*\* AGUSTUS / AUGUST 2008 \*\***

SITC	Uraian golongan barang Group description	Berat bersih/ Net weight(Kg)		Nilai/Value C.I.F.(US\$)	
		Bulan ini Current month	Kumulatif Cum.Jan.to date	Bulan ini Current month	Kumulatif Cum.Jan.to date
<b>C. By Commodity 3 digit SITC</b>					
001	Live Animals Other Than Fish	18,945,278	133,021,632	36,813,701	248,515,510
011	Meat Of Bovine Animals Fresh, Chilled Or Frozen	2,563,886	32,412,639	7,353,064	87,922,390
012	Other Meat, Other Edible Meat Offal, Fresh, Chilled Or Frozen	4,817,652	34,991,838	7,997,600	56,117,748
016	Meat And Edible Meat Offal, Salted, Dried, Edible Flour Of Meat	43,356	1,189,407	80,454	2,153,780
017	Meat And Edible Meat Offal, Prepared Or Preserved	222,681	1,017,782	591,657	2,790,930
022	Milk,cream, And Milk Products Other Than Butter Or Cheese	17,632,593	177,710,284	56,945,196	604,471,376
023	Butter And Other Fats From Milk	801,539	7,773,437	3,353,474	34,578,602
024	Cheese And Curds	930,343	7,454,162	4,863,916	39,308,826
025	Eggs, Birds, And Egg Yolks; Fresh, Dried Or Otherwise Preserved	121,001	1,062,599	567,775	4,644,141
034	Fish, Fresh, Chilled Or Frozen	9,014,026	57,240,689	7,025,714	48,787,864
035	Fish, Dried Salted Or In Brine; Smoked Fish	904,290	8,927,752	635,510	6,371,147
036	Crustaceans, Molluscs, And Aquatic Invertebrates	1,307,732	9,160,223	1,631,544	13,698,269
037	Fish, Crustaceans, Molluscs, And Other Aquatic Invertebrates; Prepared	758,344	6,107,285	1,537,853	9,573,375
041	Wheat And Meslin, Unmilled	317,377,272	3,200,967,312	151,230,229	1,410,114,180
042	Rice	21,496,847	230,724,038	11,483,530	94,669,255
043	Barley, Unmilled	7,983	31,676	4,015	16,722
044	Maize, Unmilled	53,001,905	153,736,332	19,445,903	49,078,522
045	Cereals, Unmilled	1,170,880	10,786,433	407,392	3,820,348
046	Meal And Flour Of Wheat And Flour Of Meslin	43,033,666	342,961,643	23,586,679	177,929,029
047	Other Cereal Meals And Flours	972,363	6,375,643	479,129	2,922,483
048	Cereal Preparations And Preparations Of Flours/starchs Of Fruit	6,225,234	59,134,647	8,176,433	58,552,801
054	Vegetables, Fresh, Chilled, Frozen Or Simply Preserved	86,055,631	540,913,351	32,022,760	216,585,444
056	Vegetables, Roots And Tubers, Prepared Or Preserved Nes	3,285,484	31,969,481	4,384,755	38,742,984
057	Fruit And Nut; Fresh Or Dried	44,053,305	353,525,431	41,987,507	326,087,769
058	Fruits, Preserved And Preparations	1,892,516	9,515,669	1,940,053	11,456,297
059	Fruit And Vegetable Juices	1,248,836	6,209,453	2,216,292	9,718,238
061	Sugar, Molasses, And Honey	109,260,595	860,985,608	40,823,511	323,476,894
062	Sugar Confectionery	1,116,864	8,435,213	1,759,790	14,365,004
071	Coffee And Coffee Substitutes	1,628,033	9,510,336	9,531,930	53,774,908
072	Cocoa	1,503,988	30,497,732	2,174,371	69,095,857
073	Chocolate And Other Food Preparations Containing Cocoa	1,461,584	12,263,511	3,493,095	29,842,102
074	Tea And Mate	863,888	5,556,308	1,835,691	10,841,046
075	Spices	2,574,621	16,835,957	2,002,449	12,008,181
081	Feeding Stuff For Animals	228,075,999	2,308,292,058	126,579,174	1,174,250,785
091	Margarine And Shortening	411,594	3,001,974	1,057,645	8,197,839
098	Edible Products And Preparations	17,588,921	110,552,311	53,521,171	324,781,369
111	Non-alcoholic Beverages, Nes	12,763,012	74,782,909	9,035,517	49,665,233
112	Alcoholic Beverages	8,209	321,081	20,661	1,688,629
121	Tobacco, Unmanufactured And Refused	4,770,724	54,688,107	20,974,129	215,049,436
122	Tobacco, Manufactured	1,144,098	6,906,269	9,062,253	48,860,267
211	Hides And Skins, Raw	2,222,228	10,583,425	2,313,355	8,956,482
212	Furskins, Raw	11	501	778	8,949
222	Oil Seeds Use For Extraction Ofsoft Fixed Vegetable Oils	79,014,640	923,188,495	47,734,666	519,430,683
223	Oil Seeds Use For Extraction Of Other Fixed Vegetable Oils	645,068	9,492,009	1,236,153	12,107,404
231	Natural Rubber Latex;natural Rubber And Similar Natural Gums	989,232	9,027,818	1,406,079	17,294,481
232	Synthetic Rubber Latex, Synthetic/reclaimed Rubber	21,080,039	160,642,606	54,957,803	357,960,585
244	Cork,natural,raw And Waste	13,280	64,552	38,986	162,095
245	Fuel Wood And Wood Charcoal	62,237	6,458,993	50,274	1,023,116
246	Wood In Chips Or Particles And Waste	326,937	2,067,880	123,589	476,951
247	Wood In The Rough Or Roughly Squared	3,410,721	41,896,195	1,603,499	16,005,638
248	Wood, simply Worked And Railway Sleeper Of Wood	18,987,504	128,160,697	12,550,981	83,422,540
251	Pulp And Waste Paper	303,347,374	2,346,066,243	148,580,899	1,063,345,177
261	Silk	8,704	212,646	83,027	1,706,677
263	Cotton	48,977,811	513,229,349	85,328,004	840,926,341
264	Jute And Other Textile Bast Fibres	376,476	3,593,122	226,789	2,362,085
265	Vegetable Textile Fibres,raw Or Processed;waste Of These Fibres	131,546	1,305,925	135,177	3,028,240
266	Synthetic Fibres Suitable For Spinning	13,728,214	113,981,153	30,510,593	223,488,392
267	Other Man-made Fibres Suitable For Spinning And Waste	2,483,413	18,780,072	9,522,895	67,063,502
268	Wool And Other Animal Hair	114,874	1,626,750	1,048,819	11,779,293
269	Old Clothing And Other Old Textile Articles; Rags	277,106	957,206	86,256	449,012
272	Fertilizers, Crude	30,271,953	614,027,548	10,488,253	94,882,310
273	Stone, Sand And Gravel	114,586,047	1,340,214,084	7,438,066	60,036,252
274	Sulphur And Unroasted Iron Pyrites	23,085,342	193,421,237	17,309,712	110,329,675
277	Natural Abrasives	1,162,306	16,157,230	768,992	6,313,040
278	Other Crude Minerals	215,657,705	2,048,093,182	25,425,218	229,280,186
281	Iron Ore And Concentrates	888,031	1,538,008,108	379,841	235,209,248
282	Waste And Scrap Metal Of Iron/steel	228,265,976	1,476,409,281	155,084,508	771,501,290
283	Copper Ores And Concentrates	97	95,038	99	956,140
284	Nickel Ores And Concentrates	93	99,376	532	288,572
285	Aluminium Ores And Concentrates	91,014,649	302,317,391	44,708,246	133,633,626
286	Ores And Concentrates Of Uraniumand Thorium	0	31,288	0	25,704
287	Ores And Concentrates Of Basemetals	2,460,099	24,393,226	2,501,339	23,642,826
288	Non-ferrous Base Metal Waste And Scraps	4,678,527	33,981,760	12,153,932	89,739,513
289	Ores And Concentrates Of Precious Metals; Waste,scraps	0	481	0	37,521
291	Crude Animal Materials	569,419	7,124,827	2,333,269	17,599,588
292	Crude Vegetable Materials	1,500,970	13,606,135	5,834,185	48,112,729
321	Coals, Pulverized Or Not	12,446,506	77,543,496	3,601,755	14,681,508

**I-2 IMPOR MENURUT GOLONGAN BARANG SITC / IMPORT BY SITC COMMODITY GROUPS  
\*\* AGUSTUS / AUGUST 2008 \*\***

SITC	Uraian golongan barang Group description	Berat bersih/ Net weight(Kg)		Nilai/Value C.I.F.(US\$)	
		Bulan ini Current month	Kumulatif Cum.Jan.to date	Bulan ini Current month	Kumulatif Cum.Jan.to date
<b>C. By Commodity 3 digit SITC</b>					
322	Briquettes, Lignite And Peat	337,470	1,825,161	122,751	625,324
325	Coke And Semi Coke Of Coal/lignite/peat	7,142,718	42,158,477	3,560,006	17,324,236
333	Petroleum Oil, Crude	1,096,262,734	8,676,583,779	1,061,999,026	7,801,161,363
334	Petroleum Products, Refined	2,019,194,370	15,728,415,365	2,076,449,204	15,655,866,591
335	Residual Petroleum Products, And Related Materials	54,322,226	324,441,233	34,298,992	182,920,061
342	Liquefied Propane And Butane	5,177	20,486,242	8,042	20,753,087
343	Natural Gas, Liquefied Or Not	1,696	2,652	21,954	47,903
344	Petroleum Gases And Other Gas	8,487,381	29,285,080	9,823,650	34,641,498
345	Coal Gas, Water Gas And Similar Gas	5	70,366	2,913	739,119
411	Animal Oils And Fats	251,635	2,017,922	1,728,104	11,567,460
421	Fixed Vegetable Fats And Oils Soft,crude,refined Or Fractioned	2,921,705	21,232,666	5,195,476	33,398,303
422	Fixed Vegetable Fats And Oils Solid,crude,refined Or Fractioned	629,985	13,226,740	1,166,603	15,746,664
431	Animal And Vegetable Oil; Fat Processed And Their Wax	2,658,662	22,079,684	4,428,447	36,012,808
511	Hydrocarbon And Their Halogenated, Nitrated Derivatives	185,212,938	1,326,036,418	289,543,696	1,729,341,371
512	Alcohols,phenols,phenol-alcohols And Their Halogenated	64,185,349	392,558,264	82,364,240	542,038,412
513	Carboxylic Acids,and Their Anhydrides,halides,peroxides	36,997,398	246,573,790	55,143,673	370,257,657
514	Nitrogen-function Compounds	15,113,338	106,437,461	47,418,694	324,483,172
515	Organo-inorganic And Heterocyclic Compounds	11,741,503	95,868,764	58,502,043	435,943,809
516	Other Organic Chemicals	9,209,324	93,367,933	23,859,604	203,166,748
522	Inorganic Chemical Elements, Oxides And Halogen Salts	57,338,879	473,722,588	56,607,116	377,064,860
523	Metallicsalts And Peroxysalts	176,095,427	1,162,167,476	73,439,712	442,150,724
524	Other Inorganic Chemicals;chemical Compound Of Precious Metals	2,725,481	32,555,314	3,611,468	24,052,354
525	Radioactive And Associated Materials	5,692	113,767	218,351	3,171,215
531	Synthetic Organic; Colouring Matter	5,779,666	48,514,907	29,840,093	216,589,944
532	Dyeing/tanning Extracts And Synthetic Tanning Materials	1,133,586	8,145,558	1,163,331	11,447,134
533	Pigments, Paints, Varnishes, And Related Materials	22,069,446	180,631,020	45,202,529	359,280,467
541	Medicinal And Pharmaceutical Products	1,415,595	11,488,411	27,493,985	224,747,558
542	Medicaments, Including Veterinary Medicaments	1,346,222	10,646,062	22,008,736	157,463,821
551	Essential Oils, Perfumes, And Flavour Materials	2,669,110	18,368,394	33,966,229	219,682,725
553	Perfumery, Cosmetics, And Toilet Preparations	4,314,750	31,867,737	24,658,790	170,551,409
554	Soap,cleansing And Polishing Preparations	7,536,042	65,320,619	18,367,022	136,658,641
562	Fertilizers, Manufactured	324,842,762	3,343,183,260	178,178,453	1,494,394,896
571	Polymers Of Ethylene In Primary Forms	48,161,837	318,992,923	82,767,162	515,659,685
572	Polimers Of Styrene In Primary Forms	12,610,023	103,107,233	25,504,809	193,769,964
573	Polimers Of Vinyl Chloride In Primary Forms	5,657,028	36,544,588	9,737,964	58,825,896
574	Poliacetals And Polycarbons In Primary Forms	18,646,235	153,290,810	45,115,344	324,401,761
575	Other Plastics In Primary Forms	69,500,823	492,097,027	156,855,306	1,003,475,444
579	Waste And Scrap Of Plastics	1,404,383	5,868,364	172,114	789,084
581	Tubes, Pipes, And Hoses Of Plastics	2,210,785	15,165,514	6,408,595	44,810,365
582	Plates, Sheets, And Film Of Plastics	16,385,727	131,029,595	43,259,005	307,977,065
583	Monofilament And Rod Of Plastics	272,820	2,657,700	1,100,889	10,270,312
591	Disinfectants, Insecticides, And Fungicides Put In Forms	2,747,434	28,734,149	12,824,362	116,048,567
592	Starches, Inulin, And Wheat Glutenal Buminoidal Substances; Glues	44,103,328	361,159,532	39,586,343	287,667,261
593	Explosive And Pyrotechnic Products	470,394	7,419,647	6,587,171	41,684,177
597	Additive For Mineral Oils	16,118,575	100,963,133	40,773,436	232,651,835
598	Miscellaneous Chemical Products	29,743,659	230,317,324	79,498,735	570,979,174
599	Residual products of chemical or allied industries, sewage sludge;other	0	50,841	0	440,200
611	Leathers	2,811,467	25,524,402	20,110,722	205,764,877
612	Manufactures And Composition Leathers	30,407	350,832	140,400	2,151,634
613	Furskins, Tanned Or Dressed	0	2,275	0	61,809
621	Materials Of Rubber	4,337,263	32,554,160	17,717,741	129,065,905
625	Rubber Tyre,tyre Cases,tyre Treads,inner Tubes, And Tyre Flaps	10,371,588	71,423,874	37,612,696	257,622,732
629	Articles Of Rubbers	3,787,514	27,138,306	26,791,589	180,292,779
633	Cork Manufactures	40,901	247,732	99,826	828,805
634	Veneers,plywood,improved/reconstituted Wood Worked	41,513,342	306,521,284	17,341,895	124,241,743
635	Wood Manufactures	1,855,857	10,637,707	2,307,070	14,840,902
641	Papers And Paperboards	39,345,569	341,492,868	55,281,271	411,069,109
642	Paper And Paperboard Cut To Size/shape And Article Of Papers	8,711,039	69,770,821	24,959,010	193,538,368
651	Textile Yarns	11,812,014	105,288,257	35,459,481	340,378,539
652	Cotton Fabrics, Woven	7,638,723	68,085,892	49,448,111	479,828,195
653	Fabrics, Woven, Of Man-made Fibres	7,611,757	57,646,100	48,904,950	398,957,725
654	Textile Fabrics, Woven, Other Than Of Cotton Or Man-made Fibres	708,040	6,463,307	5,844,985	55,137,745
655	Knitted Or Crochatted Fabrics	8,758,370	70,972,381	57,743,767	501,393,158
656	Tulle,lace,enbroidery,ribbons,trimmings And Other Small Wares	1,725,244	14,316,800	12,934,088	128,855,214
657	Special Yarns,textile Fabrics	10,038,412	76,673,330	39,182,868	307,089,787
658	Made-up Articles, Wholly/chiefly Of Textile Materials	2,952,522	16,460,668	4,427,326	24,912,021
659	Floor Coverings	1,352,799	8,876,502	2,644,472	14,277,462
661	Lime,cement And Fabricated Construction Materials	73,001,741	888,304,092	6,238,193	63,398,163
662	Clay And Refactory Construction Materials	37,399,230	230,927,575	16,551,700	114,364,306
663	Mineral Manufactures	8,487,140	75,896,599	13,938,882	108,381,399
664	Glass	20,351,212	138,823,767	16,322,396	135,887,783
665	Glassware	11,556,897	64,143,419	9,829,218	52,596,481
666	Pottery	2,352,725	19,500,048	903,283	10,019,411
667	Pearl, Precious And Semi Precious Stones	7,561	63,925	139,404	1,247,146
671	Pig Iron,spiegeleisen,sponge Iron, And Ferro-alloys	96,225,098	496,138,740	74,889,103	345,593,581
672	Ingots And Other Iron/steel In Primary Forms	124,008,605	2,068,419,808	141,956,172	1,529,729,922
673	Flat Rolled Products, Not Clad	248,527,512	1,919,614,871	244,705,929	1,585,292,135

I-2 IMPOR MENURUT GOLONGAN BARANG SITC / IMPORT BY SITC COMMODITY GROUPS  
\*\* AGUSTUS / AUGUST 2008 \*\*

SITC	Uraian golongan barang Group description	Berat bersih/ Net weight(Kg)		Nilai/Value C.I.F.(US\$)	
		Bulan ini Current month	Kumulatif Cum.Jan.to date	Bulan ini Current month	Kumulatif Cum.Jan.to date
<b>C. By Commodity 3 digit SITC</b>					
674	Flat Rolled Products, Clad Or Plated	56,579,443	437,265,158	63,477,354	441,025,824
675	Flat Rolled Products And Alloy Steels	32,050,015	294,538,364	56,276,736	472,271,260
676	Iron/steel Bars, Rods, Angels, Shaped And Sections	84,316,693	749,963,020	90,870,344	681,641,160
677	Rail/railway And Tractor Construction Of Iron/steel Materials	698,652	5,829,017	1,258,227	7,862,559
678	Wire Of Iron/steel	26,956,969	179,074,819	25,069,720	170,848,831
679	Tubes, Pipes, Hollow Profile, Pipe Fitting Of Iron/steel	53,964,492	545,281,074	129,817,206	985,517,148
681	Silver, Platinum, And Other Metal Of The Platinum Groups	4,056	191,499	1,763,214	8,630,388
682	Copper	22,947,782	117,868,325	144,220,557	699,031,008
683	Nickel	141,783	1,473,400	2,449,189	19,514,049
684	Aluminium	38,633,546	252,323,570	113,917,688	734,031,049
685	Lead	6,418,292	63,504,858	13,017,910	151,424,245
686	Zinc	10,055,134	88,056,351	20,190,882	208,853,332
687	Tin	147,842	1,225,519	2,276,027	14,512,426
689	Miscellaneous Non-ferrous Basemetals Employed In Metallurgy	143,910	1,196,852	899,822	7,551,126
691	Structures And Parts Of Iron/steel Or Aluminium	15,843,517	134,597,153	36,394,441	318,179,765
692	Metal Containers For Storage And Transportations	5,242,325	36,968,423	24,963,055	96,779,790
693	Wire Products And Fencing Grills	7,185,362	57,146,981	11,961,153	102,966,567
694	Nails, Screws, Nuts, Bolts, Rivets Of Iron/steel Or Copper	18,840,930	116,429,958	42,938,550	289,957,034
695	Tools For Used In The Hand Or In Machines	4,936,713	33,486,374	24,159,165	175,639,998
696	Cutlery	1,247,406	8,124,763	3,844,655	28,652,443
697	Household Equipment Of Base Metals	5,116,793	36,703,316	10,667,979	72,745,748
699	Manufactures Of Base Metals	28,948,023	229,438,030	86,077,920	584,113,574
711	Steam And Other Vapour Generating Boilers And Parts	16,218,959	55,631,732	75,850,181	256,905,954
712	Steam Or Other Generating Boilers And Parts	1,667,049	24,462,151	11,428,864	162,643,174
713	Internal Combustion Piston Engines And Parts	18,288,404	132,899,033	148,264,645	1,064,948,599
714	Engines And Motors, Non-electric And Parts	601,077	5,980,543	15,190,889	210,035,933
716	Rotating Electric Plants And Parts	11,572,130	82,401,767	58,958,752	600,201,406
718	Other Power Generating Machines And Parts	1,171,293	7,950,223	10,215,051	75,562,973
721	Agricultural Machinery And Parts	1,303,536	10,291,464	8,457,399	81,926,838
722	Tractors	760,380	4,430,498	4,201,679	24,479,897
723	Civil Engineering And Contractor Plants And Equipments/parts	39,175,765	257,728,412	235,902,975	1,508,130,055
724	Textile/leather Machinery And Parts	7,028,793	55,652,744	46,194,442	414,560,770
725	Papermill/pulpmill Machinery And Paper Cutting Machines	3,569,185	39,591,555	38,809,099	567,300,331
726	Printing/book Binding Machinery And Parts	1,219,425	10,096,281	14,155,482	128,402,204
727	Food Processing Machines And Parts	2,505,188	26,868,392	20,913,809	164,737,835
728	Other Machines And Equipment Specialized For Particular Industry	12,405,881	96,897,474	105,633,258	858,409,212
731	Machine Tools By Removing Metal	3,265,602	21,006,347	32,253,738	212,111,787
733	Machine Tool For Working Metals	2,766,195	24,959,065	16,516,235	145,289,105
735	Parts Of Machine Tools	382,297	3,484,753	8,442,150	47,904,567
737	Metalworking Machinery And Parts	3,987,762	28,300,106	19,249,397	178,347,166
741	Heating And Cooling Equipments And Parts	14,810,805	107,179,798	81,178,457	670,492,632
742	Pumps For Liquid And Parts	8,205,030	55,782,928	59,132,853	425,293,725
743	Pumps, Compressors, Fans, Blowers, Centrifuges, And Parts	11,484,989	81,764,152	70,498,010	601,012,875
744	Mechanical Handling Equipments And Parts	12,291,358	98,598,973	52,098,986	520,275,424
745	Other Non-electrical Machinery, Tools, And Mechanical Apparatus	2,910,032	21,788,828	38,952,058	293,696,256
746	Ball Or Roller Bearings	3,941,970	27,407,271	32,570,101	226,743,190
747	Taps, Cocks, And Valves For Pipes	4,819,329	36,724,910	48,763,533	337,106,236
748	Transmission Shafts And Cranks	10,764,071	75,672,279	83,713,450	609,880,115
749	Non-electric Parts And Accessories Of Machinerics	2,987,973	23,084,093	33,863,026	260,045,426
751	Office Machines	3,345,345	23,235,957	44,198,700	283,738,145
752	Automatic Data Processing Machines And Their Units	3,797,722	29,415,675	129,950,206	840,720,668
759	Parts And Accessories For Machine Of Heading 751 Or 752	2,548,570	21,887,371	98,102,960	800,861,809
761	Television Receivers	1,700,711	16,799,092	31,464,003	271,390,104
762	Radio Broadcast Receivers	393,135	2,795,769	3,474,161	24,326,539
763	Sound Recorders Or Reproducers	1,237,794	8,748,240	8,953,253	69,437,572
764	Telecommunication Equipments And Parts	17,715,769	117,813,264	738,753,760	4,294,318,384
771	Electric Power Machinery And Parts	4,478,734	33,997,565	36,417,592	267,071,963
772	Electrical Apparatus For Making And Breaking Electrical Circuits	7,377,969	59,753,379	140,737,081	1,004,368,517
773	Equipment For Distributing Electricity	7,623,132	64,180,241	72,672,479	505,311,431
774	Electrical Apparatus For Medical Purposes And Radiological Apparatus	186,504	1,621,488	8,003,522	62,677,034
775	Household Type, Electrical/non-electrical Equipments	10,199,135	66,717,859	41,244,471	260,969,314
776	Thermionic, Cold Cathode, And Photo Cathode Valves/tubes	7,966,155	77,242,697	165,930,383	1,403,441,602
778	Electrical Machinery And Apparatus	15,648,037	118,448,862	146,572,715	1,184,023,385
781	Passenger Motor Cars	10,300,287	91,260,240	99,749,903	855,705,464
782	Motor Vehicle For The Transportation Of Goods	29,643,673	180,347,394	251,964,915	1,114,077,832
783	Road Motor Vehicles	494,343	9,065,189	2,209,278	32,505,400
784	Parts And Accessories Of The Motor Vehicles	29,363,154	254,585,312	192,809,908	1,835,136,238
785	Motorcycles, Scooters, And Other Cycles Motorized/non Motorized	19,566,417	145,951,400	86,528,192	642,874,971
786	Trailers And Other Vehicles, Not Motorized	1,792,192	11,492,489	3,462,071	30,552,394
791	Railway Vehicles And Associated Equipments	661,776	5,444,454	5,066,177	56,213,572
792	Aircraft And Associated Equipments And Parts	366,131	2,316,847	148,431,579	916,493,929
793	Ships, Boats, And Floating Structures	24,378,200	342,651,190	46,119,835	519,843,695
811	Prefabricated Buildings	955,782	7,591,976	5,192,764	32,706,606
812	Sanitary, Plumbing, Heating, And Lighting Fixtures/fittings	2,277,415	13,612,326	3,223,875	29,264,458
813	Lighting Fixtures And Fittings	2,618,347	14,739,759	8,371,055	54,747,077
821	Furnitures And Parts	7,137,469	56,245,057	18,287,462	130,519,908
831	Travel Goods	2,076,246	12,149,580	7,167,017	45,248,142



**I-2 IMPOR MENURUT GOLONGAN BARANG SITC / IMPORT BY SITC COMMODITY GROUPS**  
**\*\* AGUSTUS / AUGUST 2008 \*\***

SITC	Uraian golongan barang <i>Group description</i>	Berat bersih/ <i>Net weight(Kg)</i>		Nilai/ <i>Value C.I.F.(US\$)</i>	
		Bulan ini <i>Current month</i>	Kumulatif <i>Cum.Jan.to date</i>	Bulan ini <i>Current month</i>	Kumulatif <i>Cum.Jan.to date</i>
<b>C. By Commodity 3 digit SITC</b>					
841	Men's Coats/jackets, Not Knitted	345,230	1,640,300	2,169,311	14,970,945
842	Women's Coats/jacket, Not Knitted	1,160,619	3,376,860	4,644,681	24,238,583
843	Men's Coats/jackets, Knitted	367,177	1,638,663	1,322,322	7,732,233
844	Women's Coats/jackets, Knitted	1,115,484	3,897,306	3,189,726	15,324,886
845	Articles Of Apparel	1,398,085	7,979,617	8,385,842	51,551,885
846	Clothing Accessories Of Textiles Fabrics	484,488	3,400,424	3,402,713	29,848,868
848	Articles Of Apparel And Clothing Accessories Of Other Than Textile Fab	1,333,183	11,180,412	5,958,839	45,621,986
851	Footwears	7,127,930	39,858,650	18,095,106	110,989,021
871	Optical Instrument And Apparatus	89,666	600,630	1,542,964	16,021,306
872	Medical Instruments And Appliances	1,137,151	11,784,316	12,114,081	93,631,400
873	Meters And Counters	696,722	6,169,364	10,475,978	81,121,420
874	Measuring, Checking, Analysing, And Controlling Instrument And	2,485,996	16,533,699	48,044,049	352,234,985
881	Photographic Apparatus And Equipments	315,498	2,907,048	8,778,201	95,665,983
882	Photographic And Chinematographic Supplies	1,094,194	10,032,594	5,948,494	56,715,832
883	Cinematograph Film, Exposed And Developed	3,696	40,592	271,964	2,717,040
884	Optical Goods	521,106	3,144,674	12,212,579	93,701,407
885	Watches And Clocks	557,959	3,612,319	2,583,111	21,901,952
891	Arms And Ammunitions	1,761	101,958	576,757	11,149,606
892	Printed Matter	1,239,198	9,920,023	15,186,106	111,603,200
893	Article Of Plastics	19,459,846	120,916,229	52,747,003	326,229,249
894	Baby Carriages, Toys, Games, And Sporting Goods	7,680,148	41,511,972	20,046,419	124,016,199
895	Office And Stationery Supplies	2,353,581	16,713,481	7,778,902	52,889,322
896	Works Of Art, Collectors Pieces And Antiques	69,208	552,873	171,768	1,125,800
897	Jewellery, Goldsmith, Silversmith Wares, And Other Articles	386,371	2,135,691	2,108,413	15,925,571
898	Musical Instrument And Parts/accessories	2,307,471	16,325,841	29,236,825	236,363,390
899	Other Miscellaneous Manufactured Articles	5,900,523	40,261,288	23,786,441	197,775,477
911	Postal Packages N.c.a.k	0	2,137	0	15,208
961	Coin Not Being Legal Tender	396	4,481	5,171	12,750
971	Gold, Non-monetary	5,731	57,853	3,275,385	25,856,398
<b>TOTAL IMPORT</b>		<b>8,317,156,498</b>	<b>69,607,215,932</b>	<b>12,326,249,588</b>	<b>90,345,044,975</b>

**I.3. IMPOR MENURUT KOMODITI / IMPORT BY HS COMMODITY**  
**\*\*\* AGUSTUS / AUGUST 2008 \*\*\***

HS	Uraian Komoditi Commodity Description	Berat Bersih / Net Weight (Kg)		Nilai / Value C.I.F (US\$)	
		Bulan ini Current Month	Kumulatif Cum.Jan. to date	Bulan ini Current Month	Kumulatif Cum.Jan. to date
0102100000	Live bovine,pure-bred breeding animals	0	448,586	0	2,647,147
0102901000	Live oxen, other than pure-bredbreeding animals	18,790,915	132,078,157	36,584,007	245,087,523
0102902000	Live buffaloes, other than pure-bredbreeding animals	154,205	491,012	228,732	756,939
0105111000	Breeding fowls spec.gallus domesticus,live, weight <=185g	0	2	0	19
0105119000	Fowls spec.gallus domesticus,live,weight <=185g, other than breeding	0	156	0	428
0105992000	Ducks, live, weight >185gother than pure-bred breeding	0	3,546	0	22,275
0106390000	Other birds, live	158	158	962	962
0106900000	Other live animals, for humanconsumption	0	15	0	217
0201100000	Carcasses & half-carcasses of bovineanimals, fresh or chilled	0	32,564	0	93,134
0201200000	Oth cuts with bone in of bovine animals,fresh or chilled	14,322	14,322	21,452	21,452
0201300000	Meat of bovine animals, boneless,fresh or chilled	57,788	198,696	221,409	851,409
0202200000	Oth cuts with bone in of bovine animals,frozen	139,860	1,802,382	193,072	3,324,323
0202300000	Meat of bovine animals, boneless,frozen	2,351,916	30,364,675	6,917,131	83,632,072
0203120000	Hams, shoulders & cuts thereof of swinewith bone in, fresh or chilled	836	2,933	2,711	8,325
0203190000	Other meat of swine, fresh or chilled	1,930	6,863	6,608	19,859
0203290000	Other meat of swine, frozen	16,320	130,560	19,773	165,358
0204220000	Oth cuts with bone in of sheep,fresh or chilled	2,702	13,132	21,724	106,176
0204230000	Other meat of sheep, boneless, fresh orchilled	153	1,939	2,483	24,129
0204410000	Carcasses & half-carcasses of sheep,frozen	4,353	37,918	24,462	152,489
0204420000	Oth cuts with bone in of sheep, frozen	13,667	214,246	73,647	998,792
0204430000	Other meat of sheep, boneless, frozen	13,504	122,454	43,663	540,470
0204500000	Meat of goats, fresh, chilled or frozen	0	123,229	0	346,906
0206210000	Tongues of bovine animals, frozen	40,384	411,681	82,345	795,834
0206220000	Livers of bovine animals, frozen	423,377	2,893,912	642,653	4,251,162
0206290000	Other edible offal of bovine animals,frozen	3,670,376	28,284,004	6,027,805	44,295,810
0206300000	Edible offal of swine,fresh or chilled	0	43,033	0	77,069
0206800000	Edible offal of sheep, goats, horses,asses,mules or hinnies,fresh or chilled	0	418	0	1,644
0206900000	Edible offal of sheep, goats, horses,asses, mules or hinnies, frozen	26,980	93,354	49,338	156,722
0207120000	Meat & edible offal of the spec. gallusdomesticus, not cut in piece, frozen	111,490	1,163,405	198,796	2,078,934
0207149000	Oth cuts & offals of fowl of the speciesgallus domesticus, frozen	389,198	783,337	663,598	1,330,030
0207240000	Meat and edible offal of turkeys, notcut in pieces, fresh or chilled	0	6,813	0	12,326
0207250000	Meat and edible offal of turkeys, notcut in pieces, frozen	23,289	57,155	58,532	129,988
0207331000	Meat and edible offal of ducks,not cut in pieces, frozen	79,093	601,449	79,462	625,668
0210191000	Bacon of swine, salted, in brine, drieror smoked	0	294	0	436
0210991000	Freeze cried chicken dice	42,750	1,186,782	76,226	2,123,754
0210999000	Oth meat & edible, incl. frours & mealssalted, in brine, dried or smoked	606	2,331	4,228	29,590
0301102000	Ornamental marine fish, live	0	1,490	0	1,781
0301103000	Freshwater ornamental fish, live	0	198,986	0	152,437
0301920000	Eels (anguilla spp.), live	150	400	9,764	15,010
0301939000	Carp ,live for oth than breeding	0	2,384	0	600
0301940000	Bluefin tunas (thunnus thynnus), live	0	41,234	0	93,371
0301994010	Tilapia fish, live	0	3,225	0	1,338
0301994090	Other freshwater fish, live	83,345	479,726	39,973	362,297
0302110000	Trout (salmo trutta & orcorhynchuses),excl.fillets, livers/roes, fresh/chilled	796	3,945	2,644	10,598
0302120000	Pacific/atlanctic/danube salmon, excl.fillets, livers/roes, fresh or chilled	0	352	0	837
0302190000	Oth salmonidae fish,excl.fillet,liverand roes, fresh or chilled	113,200	1,587,729	59,424	488,801
0302360000	Southern bluefin tunas, excl. fillets,livers and roes, fresh or chilled	0	901	0	1,710
0302390000	Oth tunas, excl.fillets, livers & roes,fresh or chilled	0	27,324	0	17,016
0302500000	Cod, excluding fillets, livers & roes,fresh or chilled	0	817	0	1,050
0302610000	Sardines, excl. fillets, livers & roes,fresh or chilled	36,420	244,616	13,206	70,191
0302640000	Mackerel, excl. fillets livers & roes,fresh or chilled	359,090	949,090	225,623	601,023
0302691090	Other marine fish excl.fillets, liversand roes, fresh or chilled	43,141	836,630	17,057	264,351
0302692010	Tilapia, excl.fillets, livers and roes,fresh or chilled	64,299	718,687	24,166	202,653
0302692090	Other freshwater fish, excl.fillets,livers and roes, fresh or chilled	28,560	326,144	10,860	97,761
0302700000	Livers & roes of fish, fresh/chilled	0	3,531	0	3,710
0303110000	Sockeye salmon, excl.fillets, livers &roes, frozen	0	12,057	0	40,604
0303190000	Oth pacific salmon, excl.fillet, liverand roes, frozen	16,336	153,534	16,640	122,302
0303210000	Trout, excl.fillets, livers and roes,frozen	8,652	8,652	58,090	58,090
0303220000	Atlantic & danube salmon, excl.fillets,livers and roes, frozen	31,408	132,207	160,877	753,673
0303290000	Other salmonidae, excl.fillets, liversand roes, frozen	0	197,379	0	398,554
0303390000	Oth flat fish, excl.fillets, livers &roes, frozen	0	97	0	124
0303410000	Albacore/longfinned tunas,excl.fillet,livers and roes, frozen	0	25,051	0	63,797
0303420000	Yellow fin tunas, excl.fillet, liver &roes, frozen	0	2,334,772	0	4,459,076
0303430000	Skipjack or stripe-bellied bonito,excl.fillets, livers and roes, frozen	375,000	7,661,702	740,000	12,428,986
0303450000	Bluefin tunas, excl.fillets, livers androes, frozen	0	75,000	0	149,250
0303490000	Oth tunas, excl.fillets,livers & roes,frozen	180,125	361,029	113,666	306,398
0303520000	Cod (gadus morhua, ogac, macrocephalu),excl.fillets,livers and roes,frozen	110	5,492	300	24,951
0303610000	Swordfish (xiphias gladius),excl.fillets,livers and roes,frozen	0	247,198	0	370,679
0303710000	Sardines, excl.fillets, livers and roes,frozen	86,042	409,644	33,109	164,626
0303740000	Mackerel, excl.fillets, livers and roes,frozen	5,745,322	29,726,727	3,732,486	18,036,133
0303750000	Dogfish and other sharks, excl.fillets,livers and roes, frozen	0	102,720	0	633,445
0303760000	Eels, excl.fillets, livers & roes,frozen	1,651	2,265	4,500	4,900
0303791010	Kerapu(cromilepte altivelis,epinephelus,excl.fillets,livers and roes,frozen	0	43,469	0	52,830

I.3. IMPOR MENURUT KOMODITI / IMPORT BY HS COMMODITY

\*\*\* AGUSTUS / AUGUST 2008 \*\*\*

HS	Uraian Komoditi Commodity Description	Berat Bersih / Net Weight (Kg)		Nilai / Value C.I.F (US\$)	
		Bulan ini Current Month	Kumulatif Cum.Jan. to date	Bulan ini Current Month	Kumulatif Cum.Jan. to date
0303791090	Other marine fish, excl.fillets, liversand roes, frozen	1,535,740	8,272,430	841,441	4,145,537
0303792010	Tilapia, excl.fillets, livers and roes,frozen	25,200	524,507	14,744	989,851
0303792090	Other freshwater fish, excl.fillets,livers and roes, frozen	0	286,209	0	138,154
0303802000	Roes of fish, frozen	144	838	1,571	5,833
0304190000	Other fish fillets,fresh or chilled	22,430	110,088	84,446	475,158
0304210000	Swordfish (xiphias gladius)/frozen fillets	0	136,080	0	340,360
0304290000	Other fish fillets,frozen	254,235	864,171	817,591	2,106,689
0304990000	Other fish meat (whether or not minced)frozen	2,630	120,160	3,536	131,329
0305100000	Flours, meals and pellets of fish,fit for human consumption	0	1,461	0	2,976
0305201000	Livers & roes of freshwater fish, dried,salted or salted or in brine	0	61	0	768
0305209000	Others livers & roes of fish, dried,smoked, salted or in brine	7,316	342,276	5,166	228,094
0305300000	Fish fillets, dried,salted or in brine,but not smoked	0	14,321	0	7,103
0305410000	Pacific salmon, smoked, incl.fillets	0	158	0	2,458
0305490000	Other smoked fish, including fillets	2	44,869	15	102,822
0305591000	Sharks fins, dried, salted/unsaltedbut not smoked	2,532	97,207	23,255	748,088
0305592000	Marine fish, including anchovies, dried,salted/unsalted, but not smoked	796,781	6,203,811	519,272	3,800,247
0305599000	Other dried fish, salted/unsalted butnot smoked	43,647	773,534	55,012	715,013
0305630000	Anchovies(engraulis spp.), salted butnot dried or smoked and in brine	5,327	5,331	6,013	6,087
0305691000	Marine fish, incl sharks fin,salted butnot dried or smoked and in brine	0	3,296	0	2,016
0305699000	Other fish, salted but not dried orsmoked and in brine	48,685	1,441,427	26,777	755,475
0306110000	Rock lobsters and oth sea crawfish, ( Ja,Palinurus,Panulirus spp.) frozen	0	77,188	0	262,403
0306130000	Shrimps and prawns, frozen	174,145	1,013,528	152,614	3,124,524
0306140000	Crabs, frozen	147,285	797,695	545,066	3,273,363
0306190000	Other, incl flours, meals & pellets ofcrustac, fit for human consump,frozen	0	69,818	0	307,295
0306211000	Rock lobsters and other sea crawfish,breeder, not frozen	3	3	5	5
0306213000	Rock lobsters and other sea crawfish,fresh or chilled	1,525	1,525	1,617	1,617
0306223000	Lobsters (homarus spp), fresh/chilled	0	5	0	126
0306231000	Shrimps and prawns, breeder	124	2,256	16,164	85,628
0306232000	Shrimps and prawns,other than breeder,live	0	2,100	0	40,046
0306233000	Shrimps and prawns, fresh or chilled	0	1,725	0	8,473
0306234900	Other shrimps and prawns, drierin oth than airtight containers	0	20,326	0	28,385
0306249900	Other crabs, not frozennot in airtight containers	0	2,303	0	7,386
0307101000	Oysters, live	0	2	0	56
0307102000	Oysters, fresh, chilled or frozen	10,694	19,882	14,037	40,681
0307103000	Oysters, dried, salted or in brine	0	1,049	0	4,215
0307212000	Scallops, fresh or chilled	2	8,028	42	8,463
0307291000	Scallops, frozen	3,180	257,388	9,173	696,767
0307292000	Scallops, dried, salted or in brine	146	2,611	400	4,420
0307312000	Mussels, fresh or chilled	757	42,988	2,068	27,356
0307391000	Mussels, frozen	1,840	18,349	4,167	60,164
0307412000	Cuttle fish and squid,fresh or chilled	0	27,033	0	41,079
0307491000	Cuttle fish and squid, frozen	835,457	6,251,305	614,037	4,262,734
0307492000	Cuttlefish&squid,dried,salted/in brine	0	57	0	59
0307512000	Octopus, fresh or chilled	0	2,574	0	2,979
0307591000	Octopus, frozen	123,679	516,135	266,206	1,378,757
0307592000	Octopus, dried, salted or in brine	275	282	750	884
0307602000	Snails, other than sea snails, fresh,chilled or frozen	0	3	0	57
0307912000	Other molluscs, fresh or chilled	8,620	21,502	5,198	20,033
0307991000	Other molluscs, frozen	0	494	0	3,196
0307999000	Oth aquatic invertebrates not crstceans,for human consumpt dried,salted/in brine	0	2,072	0	7,175
0401100000	Milk and cream, not concentrated, no addsugar, of a fat content, by weight < 1%	161,850	471,494	549,207	1,759,879
0401200000	Milk and cream, not concentrated, no addsugar, of a fat content, by weight 1- 6	944,799	9,230,612	1,183,108	11,311,680
0401300000	Milk and cream, not concentrated, no addsugar, of a fat content, by weight > 6%	36,690	603,719	67,249	2,115,599
0402103000	Milk&cream fat cont<=1.5%.in solid formadded sugar/oth sweet,in cont>= 20 kg	5,389,026	41,999,241	17,844,440	164,904,889
0402109000	Milk&cream fat cont<=1.5%.in solid formadded sugar/oth sweet,in cont< 20 kg	2,182,335	13,648,864	7,249,757	55,363,321
0402212000	Milk&cream fat cont> 1.5%.in solid formnot added sugar/oth sweet,in cont>=20 kg	783,819	20,901,479	3,747,466	98,553,006
0402219000	Milk&cream fat cont> 1.5%.in solid formnot added sugar/oth sweet,in cont<20 kg	57,888	4,636,159	258,842	23,957,343
0402292000	Milk&cream fat cont> 1.5%.in solid formadded sugar/oth sweet,in cont>= 20 kg	753,950	9,377,743	2,522,755	38,361,049
0402299000	Milk&cream fat cont> 1.5%.in solid formadded sugar/oth sweet,in cont< 20 kg	2,311,425	36,808,443	14,156,575	120,110,969
0402910000	Other milk & cream, not containingadded sugar/other sweetening	72,635	372,564	246,614	1,157,565
0402990000	Other milk&cream, containing addedsugar/other sweetening	229,790	1,878,032	270,914	2,186,212
0403101100	Yoghurt in liquid form, incl. condensedform,cont.fruits, nuts, cocoa or flavor	508	4,411	2,767	16,247
0403101900	Yoghurt in other form, containing fruits,nuts, cocoa or flavoring matter	13,395	394,206	30,198	509,699
0403109100	Yoghurt in condensed form, not contain fnut, cocoa, or flavoring matter	91,776	170,739	41,851	74,986
0403109900	Yoghurt in other form, not contain fruitnut, cocoa, or flavoring matter	27,101	87,066	12,206	47,436
0403901000	Buttermilk	178,000	4,636,927	630,542	19,887,079
0403909000	Curdled milk and cream, kephir & otherfermented milk and cream	49,625	553,928	58,843	1,424,855
0404101100	Whey, whether/not concentrated/containadd sugar/sweetening,for human consumpt	3,283,962	21,828,582	5,283,683	40,498,269
0404101900	Modified whey,whether/not concentr/contadd sugar/sweetening,for human consumpt	753,250	8,354,983	1,951,843	17,537,001
0404109900	Modified whey,whether/not concentr/contadd sugar/sweetening,for animal feeding	0	124,441	0	254,680
0404900000	Oth products consisting of natural milk	82,577	540,678	96,536	890,607
0405100000	Butter derived from milk	366,643	2,694,739	915,101	8,797,420
0405200000	Dairy spreads derived from milk	27,000	115,000	31,408	132,750

**I.3. IMPOR MENURUT KOMODITI / IMPORT BY HS COMMODITY**  
**\*\*\* AGUSTUS / AUGUST 2008 \*\*\***

HS	Uraian Komoditi Commodity Description	Berat Bersih / Net Weight (Kg)		Nilai / Value C.I.F (US\$)	
		Bulan ini Current Month	Kumulatif Cum.Jan. to date	Bulan ini Current Month	Kumulatif Cum.Jan. to date
0405901000	Anhydrous butterfat derived from milk	390,916	3,024,277	2,317,885	16,501,859
0405902000	Butter oil derived from milk	0	16,900	0	75,600
0405903000	Ghee derived from milk	180	794	880	11,174
0405909000	Other fats and oils derived from milk	16,800	1,921,727	88,200	9,059,799
0406101000	Fresh cheese (unripened or uncured),including whey cheese	659,497	4,208,067	3,386,834	21,948,480
0406109000	Fresh curd (unripened or uncured)	0	91,564	0	488,275
0406201000	Grated/powdered cheese,in packages ofa gross weight exceeding 20 kg	5,000	62,449	31,000	369,821
0406209000	Grated/powdered cheese,in packages ofa gross weight <= 20 kg	37,406	181,398	143,981	940,255
0406300000	Processed cheese,not grated or powdered	195,691	2,349,138	1,240,052	13,075,077
0406400000	Blue veined cheese and oth cheesecont veins prod by penicillium roquefort	23	182	160	834
0406900000	Other cheese	32,726	561,364	61,889	2,486,084
0407009900	Other birds' eggs, in sheel ,preserved or cooked	0	71,031	0	42,210
0408110000	Egg yolks, dried	9,690	86,599	62,600	427,885
0408190000	Egg yolks, other than dried	15,700	78,008	32,970	191,929
0408910000	Birds' eggs, not in shell, dried	95,610	767,193	472,095	3,640,614
0408990000	Birds eggs, not in shell, oth than dried	0	35,730	0	190,088
0409000000	Natural honey	87,069	614,974	324,009	1,868,885
0410001000	Birds' nests	12	2,140	1,079	12,475
0410009000	Other edible products of animal origin,not elsewhere specified or included	0	29,970	0	223,919
0501000000	Human hair, unworked, whether or notwashed or scoured; waste of human hair	7,362	66,519	663,307	3,979,331
0502100000	Pigs' hogs' and boars' bristles andhair and waste thereof	130,425	565,999	962,862	4,154,535
0502900000	Badger hair and other brush making hairand waste thereof	11,500	97,491	146,785	688,159
0505101000	Duck feathers and down, of a kind usedfor stuffing	6,443	146,715	75,913	2,269,641
0505109000	Feathers and down other than duck, ofa kind used for stuffing	0	2,512	0	78,497
0505901000	Duck feathers and down, used other thanfor stuffing	7,965	41,921	34,071	210,341
0505909000	Other skins and parts of birds; powderand wsate of feather or part of feathers	323,077	4,826,140	289,695	3,970,417
0506100000	Ossein and bones treated with acid	0	10	0	148
0508001000	Coral&similar material,unworked/simplyprepared but not otherwise worked	100	985	1,950	20,235
0508002000	Shells of molluscs, crustaceans/echinoderms,unworked/simply prepared uncut	16,386	96,790	12,645	89,377
0508009000	Cuttle-bone,unworked/simply preparednot cut to shape,powder&waste thereof	1,475	225,202	1,845	90,763
0510009000	Ambergris,castoreum,civet; bile; glands& oth animal prod.used in pharmaceutical	1	124	209	14,353
0511100000	Bovine semen	0	2	0	136
0511913000	Artemia egg (brine shrimp egg)	9,685	105,256	105,487	1,426,926
0511919000	Oth.product of fish or crustaceans,moluscs or oth.aqua invertabrates	55,000	855,000	38,500	404,926
0511991100	Semen of swine, sheep or goats	0	28	0	6,580
0511999000	Other animal products not elsewherespecified or included	0	94,133	0	195,223
0601100000	Bulbs, tubers, tuberous roots, corms,crowns & rhizomes, dormant	1,409	12,541	21,826	51,675
0601209000	Bulbs,tubers,tuberous roots, cormscrowns & rhizomes, in growh or in flower	8,735	73,936	8,925	117,114
0602109000	Unrooted cutting and slips of oth plants	613	58,912	154	66,144
0602902000	Orchid seedlings	0	24,028	0	57,215
0602909000	Other live plants; mushroom spawn	13,576	151,318	6,837	67,679
0603130000	Orchids, fresh flowers of a suitablefor bouquets/ornamental purpose	0	100	0	50
0603190000	Other fresh flowers of a kind suitablefor bouquets/ornamental purpose	0	923	0	5,530
0603900000	Flowers of a suitable for ornamental, dried, dyed, bleached / othwise prep	0	8,929	0	45,042
0604100000	Mosses and lichens	0	46,396	0	96,734
0604910000	Foliage, branches & oth parts of plants,fresh	0	108	0	80
0604990000	Foliage, branches & oth parts of plants,other than fresh	11,998	47,247	4,462	34,857
0701100000	Potatoes seed, fresh or chilled,	156,000	2,333,256	144,864	1,610,620
0701900000	Potatoes, other than seed, fresh or chilled	84,882	3,778,889	49,361	2,098,840
0702000000	Tomatoes, fresh or chilled	10,633	114,168	28,080	165,511
0703101100	Onions bulbs for propagationfresh or chilled	1,072	60,408	2,725	16,565
0703101900	Onions,fresh/chilled,oth.than bulbsfor propagation	3,407,216	29,760,670	1,282,772	11,689,590
0703102100	Shallots bulbs for propagationfresh or chilled	0	185,000	0	69,768
0703102900	Shallots,fresh/chilled,oth than bulbsfor propagation	549,434	122,881,195	225,745	51,533,743
0703201000	Garlic bulbs for propagationfresh or chilled	0	140,000	0	18,620
0703209000	Garlic,fresh/chilled, oth than bulbsfor propagation	74,256,591	311,887,535	26,020,297	111,800,404
0703909000	Leeks & oth.alliaceous, fresh/chilledoth than bulbs for propagation	6,939	970,396	11,375	404,965
0704101000	Cauliflowers, fresh or chilled	15,165	162,464	22,799	186,225
0704102000	Headed broccoli, fresh or chilled	13,744	308,132	11,546	276,125
0704200000	Brussels sprouts, fresh or chilled	2,608	7,485	6,992	18,863
0704901000	Cabbages, fresh or chilled	20,161	184,369	40,241	184,658
0704909000	Kohlrabi, kale and similar ediblebrassiccas, fresh or chilled	14,781	181,877	25,335	218,081
0705110000	Cabbage lettuce (head lettuce), freshor chilled	17,322	103,743	23,051	129,005
0705190000	Other lettuce, fresh or chilled	3,932	45,207	5,148	52,910
0705210000	Witloof chicory, fresh or chilled	1,490	4,608	3,787	12,034
0705290000	Other chicory, fresh or chilled	744	6,741	849	7,008
0706101000	Carrots, fresh or chilled	1,144,505	12,219,261	595,884	6,303,391
0706102000	Turnips, fresh or chilled	0	3,446	0	2,504
0706900000	Salad beetroot,salsify,celeriac,radishand similar edible roots,fresh/chilled	10,586	46,445	7,359	36,427
0707000000	Cucumbers and gherkins, fresh/chilled	718	19,018	1,962	29,506
0708100000	Peas (pisum sativum), fresh/chilled	698,803	3,557,183	257,151	1,188,198
0708200000	Beans (vigna spp., phaseolus spp.),fresh or chilled	893,231	5,165,976	445,174	2,088,895
0708900000	Other leguminous vegetables, fresh orchilled	434	262,268	213	110,626

**I.3. IMPOR MENURUT KOMODITI / IMPORT BY HS COMMODITY**  
**\*\*\* AGUSTUS / AUGUST 2008 \*\*\***

HS	Uraian Komoditi Commodity Description	Berat Bersih / Net Weight (Kg)		Nilai / Value C.I.F (US\$)	
		Bulan ini Current Month	Kumulatif Cum.Jan. to date	Bulan ini Current Month	Kumulatif Cum.Jan. to date
0709200000	Asparagus, fresh or chilled	26,488	67,086	22,707	66,966
0709400000	Celery oth than celeriac,fresh/chilled	14,695	123,269	21,996	138,236
0709510000	Mushrooms of the genus agaricus, freshor chilled	20,030	171,386	17,241	161,563
0709590000	Other mushrooms, fresh or chilled	25,159	251,943	24,764	227,327
0709601000	Chillies, other than giant chillies,fresh or chilled	0	2,782	0	2,091
0709609000	Other fruits of the genus capsicum orof the genus pimenta, fresh or chilled	83,931	280,687	83,717	246,803
0709700000	Spinach, new zealand spinach & orachespina, fresh or chilled	147	7,968	186	7,070
0709901000	Globe artichokes	1,096	5,201	4,448	14,130
0709909000	Other vegetables, fresh or chilled	154,119	1,022,445	122,521	825,414
0710100000	Potatoes, frozen	388,090	3,436,309	390,192	3,347,565
0710210000	Peas (pisum sativum), frozen	61,081	461,166	60,632	533,280
0710290000	Other leguminous vegetable, frozen	97,778	656,756	102,882	690,676
0710300000	Spinach,new zealand spinach and orachespina (garden spinach), frozen	1,950	33,545	493	45,224
0710400000	Sweet corn, frozen	50,922	503,141	43,793	456,551
0710800000	Other vegetables, frozen	2,988	84,521	998	122,100
0710900000	Mixtures of vegetables, frozen	57,440	566,426	50,955	592,244
0711209000	Olives, preserved in other preservation	0	9,600	0	4,685
0711409000	Cucumber and gherkins, preserved inother preservation	81	1,703	150	4,185
0711519000	Mushrooms of the genus agaricuspreserved in other preservation	585	2,652	1,980	7,811
0711599000	Other mushrooms and trufflespreserved in other preservation	0	17,882	0	5,422
0711901000	Sweet corn, provisionally preserved	0	39,862	0	68,508
0711902000	Chillies, provisionally preserved	0	266,343	0	182,212
0711903000	Capers, provisionally preserved	0	1,684	0	3,661
0711909000	Oth vegetables, mixtures of vegetablesprovisionally preserved	0	34,926	0	43,471
0712200000	Onios, dried, whole, cut, sliced,broken/in powder, but not further prep	191,930	2,751,679	572,899	5,774,900
0712310000	Mushrooms (genus agaricus), dried,whole,broken/in powder, but not further prep	1,384	29,337	3,520	63,696
0712320000	Wood ears (auricularia spp.),dried,whole,broken/in powder, but not further prep	20,292	112,099	19,363	139,558
0712330000	Jelly fungi (tremella spp.),dried,whole,cut, broken/in powder,but not furth prep	8,386	100,458	10,390	133,182
0712399000	Other mushrooms, dried, whole,cut,sliced,broken/in powder, but not further prep	70,574	841,576	103,034	1,564,639
0712901000	Garlic, whole, cut, sliced,broken/in powder, but not further prep	195,875	1,368,315	167,440	1,698,693
0712909000	Other vegetables/mixtures of vegetableswhole, cut, sliced, but not further prep	239,455	1,219,679	549,833	2,384,485
0713101000	Peas, dried, for sowing	0	29,729	0	28,440
0713109000	Peas, dried, other than for sowing	104,857	2,495,852	25,491	838,470
0713209000	Chickpeas(garbanzos), dried, other thanfor sowing	15,940	1,214,291	9,015	307,378
0713311000	Beans (vigna mungo hepper/vigna radiatawilczek), dried, for sowing	0	3	0	10
0713319000	Beans (vigna mungo hepper/vigna radiatawilczek), dried, other than for sowing	2,738,580	19,588,675	1,365,043	9,414,302
0713329000	Small red(adzuki) beans(phaseolus/vigna)dried, other than for sowing	24,000	359,341	6,633	117,385
0713339000	Kidney beans, including white pea beansdried, other than for sowing	392,730	4,122,626	167,456	1,364,340
0713391000	Other beans, dried, for sowing	254	254	417	417
0713399000	Other beans,dried,other than for sowing	65,204	2,396,744	26,255	1,331,652
0713409000	Lentils, dried, other than for sowing	254	471	416	2,295
0713509000	Broad beans & horse beans, dried,other than for sowing	234,000	6,974,578	154,521	4,177,977
0713909000	Other dried leguminous vegetables,other than for sowing	155,555	1,132,018	82,976	389,199
0714109000	Manioc (cassava), in other form	0	5,000	0	4,000
0714200000	Sweet potatoes	0	2,875	0	2,131
0714909000	Arrowroot, salep, jerusalem artichokes,& similar roots/tubers with high starch	5,119	48,525	4,736	41,473
0801110000	Coconuts, desiccated, fresh or dried	42,121	179,052	82,921	316,095
0801190000	Coconuts, other than desiccatedfresh or dried	148,863	464,941	65,822	240,096
0801220000	Brazil nuts, shelled, fresh or dried	0	20,000	0	29,200
0801310000	Cashew nuts, in shell, fresh or dried	0	733,316	0	470,022
0801320000	Cashew nuts, shelled, fresh or dried	0	206,748	0	809,303
0802110000	Almonds, in shell, fresh or dried	0	199	0	364
0802120000	Almonds, shelled, fresh or dried	17,527	308,725	100,075	1,554,348
0802220000	Hazelnut/filberts, shelled, fresh/dried	172	2,025	179	11,577
0802310000	Walnuts, in shell, fresh or dried	0	80	0	189
0802320000	Walnuts, shelled, fresh or dried	116	56,332	121	199,497
0802400000	Chestnuts (castanea spp.), fresh/dried,whether or not,shelled or peeled	1,261	37,576	431	26,107
0802500000	Pictachios, fresh or dried	52,838	149,419	43,179	221,204
0802600000	Macadamia nuts,fresh or dried,whether or not,shelled or peeled	116	240	121	1,563
0802901000	Areca nuts, fresh or dried	0	101,881	0	61,233
0802909000	Other nuts, fresh or dried	0	74,966	0	89,954
0803001000	Pisang mas, pisang rastali, pisangberangan & pisang embun, fresh/dried	0	3,139	0	2,988
0803009000	Other bananas, including plantains,fresh or dried.	13,581	47,554	17,703	55,425
0804100000	Dates, fresh or dried	3,100,853	8,006,480	3,787,240	8,812,403
0804200000	Figs, fresh or dried	39	1,577	629	3,870
0804300000	Pineapples, fresh or dried	21,137	160,031	16,227	118,039
0804400000	Avocados, fresh or dried	814	9,583	2,181	21,562
0804501000	Guavas	203	125,122	166	77,031
0804502000	Mangoes	599	892,866	476	558,441
0804503000	Mangoesteens	0	1,973	0	2,341
0805100010	Oranges, fresh	2,231,573	21,465,134	1,688,221	16,264,093
0805200000	Mandarin (incl. tangerines & satsumas),& similar citrus hybrids, fresh or dried	1,889,538	83,912,846	1,508,323	72,246,319
0805400000	Grapefruit, including pomelosfresh or dried	15,730	267,572	19,177	362,970

**I.3. IMPOR MENURUT KOMODITI / IMPORT BY HS COMMODITY**  
**\*\*\* AGUSTUS / AUGUST 2008 \*\*\***

HS	Uraian Komoditi Commodity Description	Berat Bersih / Net Weight (Kg)		Nilai / Value C.I.F (US\$)	
		Bulan ini Current Month	Kumulatif Cum.Jan. to date	Bulan ini Current Month	Kumulatif Cum.Jan. to date
0805500000	Lemons and limes, fresh or dried	11,369	429,314	11,248	390,984
0805900000	Other citrus fruit, fresh or dried	3,905	103,880	2,801	84,517
0806100000	Grapes, fresh	1,460,875	14,643,576	2,648,994	27,368,368
0806200000	Grapes, dried	245,231	1,106,420	310,147	1,331,130
0807110000	Watermelons, fresh	83,593	332,174	38,993	171,790
0807190000	Other melons, fresh	6,444	78,395	15,899	195,508
0807209000	Other papaws (papayas), fresh	26,639	139,799	12,407	71,356
0808100000	Apples, fresh	18,803,773	100,698,539	15,247,293	80,256,649
0808200000	Pears and quinces, fresh	5,565,929	59,780,858	4,318,190	44,954,420
0809100000	Apricots, fresh	21	148	23	192
0809200000	Cherries, fresh	82	2,597	90	5,039
0809300000	Peaches, including nectarines, fresh	4,208	11,870	5,968	16,840
0809400000	Plums and sloes, fresh	52,241	101,220	77,282	135,171
0810100000	Strawberries, fresh	1,622	140,002	4,135	259,794
0810200000	Raspberries, blackberries, mulberries,loganberries, fresh	0	457	0	5,398
0810400000	Cranberries, bilberries & other fruits of the genus vaccinium, fresh	0	8,600	0	10,807
0810500000	Kiwi fruit, fresh	76,161	645,328	154,719	1,110,069
0810600000	Durians, fresh	3,475,052	21,845,563	4,311,252	27,281,093
0810901000	Longans, fresh	6,049,655	31,526,474	6,901,492	36,006,824
0810902000	Lychees, fresh	0	933,785	0	801,531
0810904020	Starfruit, fresh	248	248	190	190
0810906000	Tamarinds, fresh	52,472	169,717	43,205	131,437
0810908000	Black, white or red currants andgooseberries,fresh	0	1,763	0	3,673
0810909000	Other fruit, fresh	574,103	3,287,019	471,512	2,517,392
0811100000	Strawberries, uncooked or cooked bysteaming or boiling water, frozen	75,271	392,070	103,240	534,932
0811200000	Raspberries,blackberries,mulberries,loganberries,currant,gooseberries,frozen	5,575	19,808	18,054	102,469
0811900000	Other fruit and nuts,uncooked/cooked bysteaming or boiling water, frozen	26,410	88,409	61,636	283,990
0812100000	Cherries, provisionally preserved	2,989	8,932	6,306	29,049
0812900000	Oth fruit & nut,provisionally preserved	0	16,990	0	65,912
0813100000	Apricots, dried	674	14,311	700	30,027
0813200000	Prunes, dried	345	6,781	3,741	20,118
0813300000	Apples, dried	0	601	0	1,361
0813401000	Longans, dried	1,206	205,424	1,350	90,461
0813402000	Tamarinds, dried	0	14,925	0	14,373
0813409000	Other fruit, dried,	20,297	65,882	70,687	262,544
0813502000	Mixture of which dates/nuts other thancashew nuts/brazil nut predmnt by weight	79	160	1,997	2,149
0813509000	Other mixtures of nuts or dried fruits	0	224	0	330
0814000030	Peel of citrus fruit or melons,watermelons, dried	0	1,523	0	1,312
0814000090	Peel of citrus fruit or melons,watermelons, provisionally preserved	3,969	4,019	6,686	6,753
0901111000	Arabica wib or robusta oib, not roastednot decaffeinated	628,000	4,361,994	1,175,580	9,317,854
0901119000	Oth coffee,not roasted,not decaffeinated	54,900	260,499	210,006	618,860
0901121000	Arabica wib or robusta oib, not roasteddecaffeinated	0	4,295	0	16,393
0901211000	Coffee, roasted, not decaffeinated,unground	17,782	137,913	65,103	1,022,393
0901212000	Coffee, roasted, not decaffeinated,ground	10,539	166,533	38,203	481,889
0901221000	Coffee, roasted, decaffeinated,unground	270,049	508,733	791,309	1,538,170
0901222000	Coffee, roasted, decaffeinated, ground	6,442	6,529	19,455	20,072
0901902000	Coffee substitutes containing coffee	18,361	86,331	78,729	294,461
0902101000	Green tea (not fermented), in packing<= 3 kg, leaf	12,944	125,147	27,507	208,881
0902109000	Green tea (not fermented), in packing<= 3 kg, other than leaf	11,763	400,290	21,918	555,507
0902201000	Green tea (not fermented), in packing> 3 kg, leaf	20,297	482,986	85,026	654,065
0902209000	Green tea (not fermented), in packing> 3 kg, other than leaf	261,924	802,846	227,574	896,989
0902301000	Black tea (fermented),in packing <= 3 kgleaf	0	478	0	7,859
0902309000	Black tea (fermented),in packing <= 3 kgother than leaf	1,208	23,032	4,245	173,624
0902401000	Black tea (fermented), in packing > 3 kgleaf	0	212,407	0	177,774
0902409000	Black tea (fermented), in packing > 3 kgother than leaf	422,281	2,495,523	945,892	4,922,916
0903000000	Mate	18,000	36,000	28,080	54,000
0904111000	White pepper, neither crushed nor ground	368,000	557,709	143,828	284,092
0904112000	Black pepper, neither crushed nor ground	23,941	39,084	71,553	140,160
0904119000	Other pepper, neither crushed nor ground	60,943	165,857	24,490	136,893
0904121000	White pepper, crushed or ground	103	19,103	131	5,831
0904122000	Black pepper, crushed or ground	844	2,083	1,076	8,217
0904129000	Other pepper, crushed or ground	10,009	10,151	4,026	4,290
0904201000	Chillies, dried	1,755,661	9,143,084	1,464,343	7,094,712
0904202000	Chillies, crushed or ground	141,367	1,226,850	110,364	1,106,020
0904209000	Oth fruits of the genus capsicum/pimenta, dried or crushed or ground	6,370	496,686	29,124	541,705
0905000010	Vanilla whole	0	495	0	12,558
0905000090	Other vanilla	300	51,989	25,305	132,659
0906190000	Cinnamon-tree flowersneither crushed nor ground	0	8,678	0	10,220
0906200000	Cinnamon and cinnamon-tree flowers,crushed or ground	8	90,505	135	320,180
0908100010	Nutmeg, in shell	2,300	27,166	5,750	47,430
0908100020	Nutmeg, shelled	6	16,190	22	18,257
0908200000	Mace	0	4,500	0	14,625
0908300000	Cardamoms	0	15,798	0	10,347

**I.3. IMPOR MENURUT KOMODITI / IMPORT BY HS COMMODITY**  
**\*\*\* AGUSTUS / AUGUST 2008 \*\*\***

HS	Uraian Komoditi Commodity Description	Berat Bersih / Net Weight (Kg)		Nilai / Value C.I.F (US\$)	
		Bulan ini Current Month	Kumulatif Cum.Jan. to date	Bulan ini Current Month	Kumulatif Cum.Jan. to date
0909101000	Seeds of anise	12,156	236,537	8,305	96,016
0909200000	Seeds of coriander	22,459	3,112,259	7,512	1,011,356
0909300000	Seeds of cumin	44,353	679,333	44,556	454,421
0909400000	Seeds of caraway	28,162	76,414	12,234	37,541
0909500000	Seeds of fennel or juniper berries	38,553	376,352	11,715	129,119
0910100000	Ginger	21,413	94,215	14,980	84,577
0910200000	Saffron	0	3,305	0	16,359
0910300000	Turmeric (curcuma)	21,591	63,315	6,361	41,098
0910910000	Mixtures of spices	75	1,305	269	15,559
0910991000	Thyme; bay leaves	0	1,767	0	6,964
0910992000	Curry	1,981	6,487	2,658	11,729
0910999000	Other spices	14,026	308,740	13,712	215,246
1001100000	Durum wheat	0	1,124,100	0	266,820
1001901100	Meslin, for human consumption	11,467	11,467	25,500	25,500
1001901900	Other wheat, for human consumption	317,365,805	3,109,368,261	151,204,729	1,373,733,277
1001909900	Other wheat, not for human consumption	0	90,463,484	0	36,088,583
1002000000	Rye	0	75	0	1,135
1003000000	Barley	7,983	31,676	4,015	16,722
1004000000	Oats	25,000	325,750	16,096	191,558
1005100000	Maize (corn), seeds	213,278	1,153,804	793,414	3,442,383
1005901000	Popcorn	6,232,206	8,882,338	2,286,955	3,969,920
1005909000	Maize (corn), other than seeds	46,556,421	143,700,190	16,365,534	41,666,219
1006100000	Rice in the husk (paddy or rough)	300,000	2,280,832	694,488	5,418,544
1006209000	Other husked (brown) rice	0	10,000	0	41,806
1006301900	Fragrant rice, broken > 25%semi-milled or wholly milled rice	180,019	7,404,872	153,274	2,339,969
1006302000	Parboiled rice, semi-milled orwholly milled rice	0	200,000	0	160,000
1006303000	Glutinous rice (pulot), semi-milled orwholly milled rice	20,924,825	99,281,232	10,513,344	45,966,568
1006309000	Other milled rice, whether/not polishedor glazed	92,003	39,946,501	122,424	13,707,603
1006400000	Broken rice	0	81,600,601	0	27,034,765
1007000000	Grain sorghum	715,180	718,152	216,699	218,587
1008100000	Buckwheat	2,181	3,424	3,570	5,621
1008200000	Millet	293,800	8,142,300	90,336	2,507,735
1008300000	Canary seed	134,719	1,520,824	80,691	826,179
1008900000	Other cereals	0	75,908	0	69,533
1101001000	Wheat flour	43,033,500	342,924,625	23,585,294	177,872,209
1101002000	Meslin flour	0	3,723	0	6,987
1102100000	Rye flour	466	7,140	1,262	18,127
1102200000	Maize (corn) flour	64,216	344,873	37,549	272,679
1102900090	Other cereal flours	879,180	5,840,415	421,335	2,484,317
1103112000	Groats and meals of durum or hard wheatssemolina	0	225	0	1,069
1103119000	Other groats and meals of wheat	166	33,070	1,385	48,764
1103130000	Groats and meals of maize (corn)	10,443	48,539	6,355	32,046
1103192000	Groats and meals of rice	645	1,700	2,184	3,729
1103199000	Groats and meals of other cereals	64	41,671	128	56,773
1103200000	Cereal pellets	17,349	91,305	10,316	54,812
1104120000	Rolled/flaked grains of oats	330,766	1,458,761	224,890	1,104,896
1104191000	Rolled/flaked grains of maize (corn)	43	17,460	157	14,507
1104199000	Rolled/flaked grains of other cereals	16,000	2,974,680	23,360	1,480,495
1104220000	Other worked grains of oats	0	1,368	0	3,329
1104230000	Other worked grains of maize (corn)	0	123	0	363
1104292000	Other worked grains of barley	0	25	0	50
1104299000	Other worked grains of other cereals	619,896	7,931,997	356,214	3,978,145
1104300000	Germ of cereals, whole, rolled, flakedor ground	3,368	5,417	8,720	13,917
1105100000	Flour, meal and powder of potatoes	146,090	680,043	265,050	1,018,617
1105200000	Flakes, granules and pellets of potatoes	304,425	2,360,701	429,844	3,201,826
1106100000	Flour, meal and powder of the driedleguminous vegetables of heading 07.13	21,717	357,502	91,872	1,180,871
1106201000	Flour, meal & powder of manioc (cassava)	0	250,000	0	123,373
1106202900	Flour and powder of sago	16,907	17,259	58,820	60,528
1106209000	Flour, meal & powder of roots or tubersof heading 07.14	0	37,600	0	126,542
1106300000	Flour,meal and powder of the driedleguminous vegetables of prod.chapter 8	120	126,665	2,258	167,406
1107100000	Malt, not roasted	1,004,410	20,535,880	733,879	11,510,562
1107200000	Malt, roasted	15,000	75,075	18,377	69,455
1108110000	Wheat starch	61,046	990,629	22,025	435,549
1108120000	Maize (corn) starch	4,603,816	108,237,360	2,034,404	39,561,046
1108130000	Potato starch	410,293	7,312,331	361,106	6,575,234
1108140000	Manioc (cassava) starch	22,703,773	121,569,772	8,424,331	45,695,269
1108191000	Sago starch	0	786	0	450
1108199000	Other starches	1,539	31,736	5,936	108,458
1108200000	Inulin	159,600	964,651	480,128	2,899,931
1109000000	Wheat gluten, whether or not dried	144,860	7,544,698	94,735	3,925,815
1201001000	Soya beans, whether or not broken,suitable for sowing	0	79	0	983
1201009000	Other soya beans, whether or not broken	51,220,567	760,537,509	35,490,863	455,353,737
1202109000	Oth ground nuts, not roasted/otherwisecooked, in shell	7,167,140	47,948,169	2,724,318	16,217,390

**I.3. IMPOR MENURUT KOMODITI / IMPORT BY HS COMMODITY**  
**\*\*\* AGUSTUS / AUGUST 2008 \*\*\***

HS	Uraian Komoditi Commodity Description	Berat Bersih / Net Weight (Kg)		Nilai / Value C.I.F (US\$)	
		Bulan ini Current Month	Kumulatif Cum.Jan. to date	Bulan ini Current Month	Kumulatif Cum.Jan. to date
1202200000	Ground nuts, shelled	19,264,628	105,914,574	8,857,609	43,640,534
1203000000	Copra	28,000	82,000	14,000	41,000
1204000000	Linseed, whether or not broken.	0	26,287	0	22,613
1205900000	Other rape or colza seeds whether or not broken	0	41,229	0	18,466
1206000000	Sunflower seeds, whether or not broken	935,635	6,138,777	460,855	2,920,603
1207200000	Cotton seeds, whether or not broken	0	36,622	0	36,720
1207400000	Sesamum seeds, whether or not broken	425,770	2,570,538	199,341	1,240,280
1207500000	Mustard seeds, whether or not broken	900	998	1,680	1,970
1207910000	Poppy seeds, whether or not broken	0	14	0	147
1207992000	Palm nuts and kernels whether or not broken	1,503	24,937	205,994	2,472,670
1207993000	Safflower seeds whether or not broken	0	5,712	0	2,240
1207999000	Other oil seeds & oleaginous fruits, whether or not broken	20,074	198,661	464,380	4,503,653
1208100000	Flours and meals of soya beans	595,491	8,568,338	551,779	4,403,986
1208900000	Flours & meal of oth oil seed/oleaginous fruits, other than those of mustard	0	586,060	0	661,095
1209230000	Fescue seed, of a kind used for sowing	1,082	1,082	9,997	9,997
1209290000	Other seeds of forage plants, of a kind used for sowing	4,040	200,025	54,220	582,754
1209910000	Vegetable seeds, of a kind used for sowing	7,376	238,447	134,385	4,985,362
1209999000	Other seeds of a kind used for sowing	37,427	537,134	609,483	2,670,632
1210100000	Hop cones, neither ground nor powdered, nor in the form of pellets	0	16,269	0	105,644
1210200000	Hop cones, ground, powdered or in the form of pellets; lupulin	0	20,774	0	208,103
1211201000	Ginseng roots, cut, crushed/powdered form	4,340	17,762	99,741	819,841
1211209000	Ginseng roots, in other forms	91	1,283	185	15,317
1211309000	Coca leaf, in other forms	0	10,272	0	3,199
1211901100	Cannabis, in cut, crushed or powdered form, used for pharmacy	0	33,310	0	30,609
1211901300	Rauwolfia serpentina roots used for pharmacy	156,511	2,124,447	327,700	4,020,386
1211901400	Other plants, in cut, crushed or powdered form, used for pharmacy	254,713	1,300,715	407,541	1,951,143
1211901900	Other plants, in other forms used for pharmacy	123,534	647,693	170,203	706,824
1211909100	Pyrethrum, in cut, crushed or powdered form	24,000	24,000	85,440	85,440
1211909500	Gaharu wood chips, in cut, crushed or powdered form	0	6,000	0	9,045
1211909600	Liquorice roots, in cut, crushed or powdered form	0	36,385	0	86,813
1211909900	Oth plants, in cut, crushed/powdered form, used for other purposes	2,135	265,995	8,701	602,797
1212201100	Seaweeds & oth algae, fresh, chilled/dried of a kind used in pharmacy	45	495	50,940	317,727
1212201900	Seaweeds & oth algae, fresh, chilled/dried, used in dyeing, tanning, perfumery	10,752	645,882	9,753	473,686
1212202000	Seaweeds & oth algae, fresh, chilled/dried, for oth, not for human consumption	0	162,760	0	159,667
1212209000	Oth seaweeds & oth algae, fresh, chilled, dried, primarily for human consumption	21,482	99,487	42,797	292,424
1212993000	Melon seeds	0	1,582	0	2,771
1212999000	Other vegetable product, of a kind used primarily for human consumption	21,567	64,721	17,436	199,180
1213000000	Cereal straw and husks, unprepared	0	1,704	0	15,345
1214100000	Lucerne (alfalfa) meal and pellets	17,250	92,875	2,176	13,510
1214900000	Other forage products, whether/not in the form of pellets.	0	87,446	0	54,998
1301200000	Gum arabic	21,980	170,158	133,304	698,537
1301901000	Gum benjamin	0	20,229	0	50,289
1301902000	Gum damar	4,000	42,165	10,502	170,420
1301903000	Cannabis resin	0	833	0	10,741
1301909000	Other gum and resin	139,213	1,581,221	291,293	3,344,808
1302119000	Other opium, whether or not modified	470	14,333	87,704	724,255
1302120000	Saps and extracts of liquorice, whether or not modified	14,106	391,235	91,903	2,401,140
1302130000	Saps and extracts of hops, whether or not modified	150	18,659	7,902	451,148
1302192000	Extracts and tinctures of cannabis	10	966	37,926	109,048
1302193000	Other medicinal extracts derived from vegetable products	3,406	339,515	104,463	1,535,815
1302194000	Vegetable saps, extracts of pyrethrum or of the root of plants containing rotenone	0	30	0	1,797
1302195000	Japan (or chinese) lacquer (natural lacquer)	2,200	55,208	267,400	1,142,372
1302199000	Other saps and extracts of vegetable	86,738	399,145	900,984	5,369,721
1302200000	Pectic substances, pectinates & pectates	9,175	90,051	116,614	1,026,811
1302310000	Agar-agar	22,347	330,780	26,145	679,060
1302320000	Mucilages & thickeners, whether or not modified, derived from locust beans/guar	281,715	1,657,830	538,357	4,076,594
1302391000	Carageenan	43,533	581,984	360,949	3,563,066
1302399000	Mucilages & thickeners, whether or not modified, derived from vegetable products	149,502	667,148	741,649	3,888,884
1401100000	Bamboos used primarily for plaiting	17,395	137,874	52,928	172,053
1401900000	Other vegetable material used primarily for plaiting	21,000	21,000	10,772	10,772
1404200000	Cotton linters	0	32	0	271
1404909000	Other vegetable products not elsewhere specified or included	171	308,159	100	319,615
1502001100	Edible tallow of bovine animals, sheep or goats, other	0	98	0	11,416
1502001900	Unedible tallow of bovine animal, sheep or goats, other	1,124	80,943	2,972	51,361
1502009900	Unedible fats other than tallow of bovine animals, sheep or goats, other	0	24,904	0	29,150
1503009000	Lard oil, oleo-oil & tallow oil, not emulsified or mixed or otherwise prepared	0	208,684	0	659,216
1504101000	Fish-liver oils and their fractions, fit for human consumption	828	50,970	76,229	237,000
1504109000	Fish-liver oils and their fractions, unfit for human consumption	65,613	221,081	106,802	338,292
1504201000	Fats & oil of fish, not liver oil solid fraction, not chemically modified	102,502	575,110	273,008	1,595,785
1504209000	Fats & oil of fish, not liver oil other fraction, not chemically modified	44,446	553,063	1,000,292	7,254,630
1505001000	Lanolin	6,864	76,003	38,270	328,617
1505009000	Other wool grease and fatty substances derived therefrom	7,038	29,687	182,170	667,129
1506000000	Other animal fats and oils, and their fractions, not chemically modified	23,220	197,379	48,361	394,864



**I.3. IMPOR MENURUT KOMODITI / IMPORT BY HS COMMODITY**  
**\*\*\* AGUSTUS / AUGUST 2008 \*\*\***

HS	Uraian Komoditi Commodity Description	Berat Bersih / Net Weight (Kg)		Nilai / Value C.I.F (US\$)	
		Bulan ini Current Month	Kumulatif Cum.Jan. to date	Bulan ini Current Month	Kumulatif Cum.Jan. to date
1507100000	Crude oil of soya bean, whether or not degummed	6,890	47,974	15,690	74,438
1507901000	Refined oil of soya bean	2,029,930	11,869,098	3,299,496	16,856,013
1507902000	Fraction of unrefined soya-bean oil	154,115	2,518,621	277,504	3,760,764
1507909000	Other soya bean oil and its fractions	257,148	3,074,708	433,069	4,659,578
1508909900	Other ground-nut oil, other than solid fractions, not chemically modified	0	1	0	63
1509101000	Virgin olive oil, in packing of net weight <=30 kg	11,633	121,957	54,959	462,712
1509109000	Virgin olive oil, in packing of net weight >30 kg	10,259	131,666	21,509	490,011
1509902100	Fractions of unrefined olive oil, in packing of net weight <=30 kg	0	21,961	0	22,274
1509902900	Fractions of unrefined olive oil, in packing of net weight >30 kg	0	95,280	0	200,035
1509909900	Other olive oil, whether/not refined, in packing of net weight >30 kg	38,825	127,740	210,221	612,162
1510009900	Oth oils, obtained solely from olives, not chemically modified	2,366	8,237	4,647	129,066
1511100000	Crude palm oil	0	1,050	0	1,425
1511901000	Fractions of unrefined palm oil, not chemically modified	0	7,777	0	99,494
1511909010	Palm oil, refined, bleached & deodorised (rbd)	0	31,050	0	48,192
1511909020	Olein, refined, bleached & deodorised (rbd)	23,799	6,906,712	34,413	3,592,349
1511909090	Other palm oil and its fractions, not chemically modified	1,550	92,118	762	171,899
1512110000	Crude oil of sunflower seed/safflower	0	600	0	1,841
1512191000	Refined oil of sunflower-seed/safflower	0	91,943	0	259,046
1512192000	Fraction of unrefined sunflower-seed or safflower oil	219,956	1,690,618	510,969	3,363,781
1512199000	Other fractions of sunflower-seed/safflower, but not chemically modified	2,038	78,454	6,507	190,910
1512299000	Other fractions of cotton seed oil, not chemically modified	0	3,250	0	5,995
1513110000	Crude oil of coconut (copra)	0	82,218	0	29,759
1513199000	Coconut oil, refined, bleached & deodorised (rbd)	574	126,697	1,797	109,345
1513291100	Solid fract, not chemically modified, of unrefined palm kernel stearin/babassu oil	153,478	1,151,082	333,467	2,172,310
1513291900	Oth fract, not chemically modified, of unrefined palm kernel stearin/babassu oil	0	39,975	0	57,564
1513292100	Solid fract, not chemically modified, of refined palm kernel stearin/babassu oil	31,503	267,005	54,180	428,615
1513292900	Oth fract, not chemically modified, of refined palm kernel stearin/babassu oil	0	153,289	0	194,134
1513299900	Other fractions of palm kernel oil or, babassu oil, not chemically modified	5,046	74,465	5,843	155,520
1514110000	Crude oil of low erucic acid rape or colza	17,923	208,883	15,905	190,910
1514199000	Oth fraction of low acid rape/colza oil not chemically modified	13,124	24,278	31,715	64,094
1514911000	Crude oil of oth rape/colza oil & its fractions	1,750	7,292	8,775	47,868
1514919000	Crude oil of mustard	0	422	0	550
1514999100	Oth fractions of rape or colza oil	0	271,976	0	439,374
1514999900	Oth fractions of mustard oil	0	5,493	0	12,098
1515110000	Crude oil of linseed	0	105	0	1,497
1515190000	Other linseed oil and its fractions	239,092	1,802,599	394,134	3,112,462
1515210000	Crude oil of maize (corn)	0	5,191	0	7,963
1515291900	Oth fractions, not chemically modified of unrefined maize (corn) oil	3,878	24,732	6,408	49,303
1515299900	Oth fractions, not chemically modified of refined maize (corn) oil	72,369	351,583	179,710	785,565
1515301000	Crude oil of castor	0	77,050	0	126,816
1515309000	Other castor oil and its fractions	166,929	1,551,157	293,352	2,553,457
1515502000	Fraction of unrefined sesame oil	0	20	0	22
1515509000	Fraction of refined sesame oil	79,501	450,688	118,392	711,867
1515901100	Crude oil of tengkawang	0	103,600	0	642,500
1515901900	Fraction of refined tengkawang oil	0	101	0	1,407
1515909100	Crude oil of other fixed vegetable fats and oils	2,567	19,124	21,071	76,715
1515909900	Other fixed vegetable fats and oils and their fractions	5,447	739,566	27,584	2,171,204
1516101000	Animal fats & oils and their fractions, in packing net weight >=10 kg	14,400	273,600	125,280	672,211
1516109000	Animal fats & oils and their fractions, in packing net weight < 10 kg	0	1,559	0	2,184
1516201100	Re-esterified fats & oils of soya bean and its fraction	15,700	143,343	34,322	256,235
1516201200	Re-esterified of crude palm oil and its fraction	220,719	1,041,908	498,600	1,929,600
1516201300	Re-esterified fats & of palm oil, other crude and its fraction	144,245	923,987	272,403	1,531,209
1516201800	Re-esterified fats & oils of olives and its fraction	739	9,700	432	14,656
1516201900	Oth vegetable fat, re-esterified fats & oils and its fraction	651,200	3,031,027	678,192	4,580,368
1516202100	Hydrogenated fats in flakes of ground-nut, soya beans, palm oil or coconuts	0	25,476	0	26,930
1516202900	Other hydrogenated vegetable fats in flakes	378,380	2,459,891	958,539	5,025,199
1516204000	Hydrogenated and refined, bleached and deodorised palm kernel stearin or olein	528,765	3,273,499	639,101	3,985,102
1516207000	Refined, rbd palm stearin with iodine value not exceeding 48	0	318,800	0	444,690
1516209100	Oth fat & oils of ground-nuts, palm oil or coconuts	0	454,510	0	641,482
1516209900	Other vegetable fats and oils and their fractions	383,805	6,288,432	525,098	8,195,810
1517100000	Margarine, excl. liquid margarine	120,399	688,947	187,597	1,149,072
1517901000	Imitation ghee	0	112	0	186
1517902000	Liquid margarine	31,745	316,553	73,114	839,800
1517903000	Mould release preparations	12	15	337	437
1517904300	Shortening	11,566	39,830	26,969	66,066
1517905000	Solid mixtures or prep of vegetable fats or oils or of their fractions	66,463	296,829	120,194	492,133
1517906200	Liquid mixtures or prep of fats/oil, which palm oil predominates	58,553	212,011	147,110	503,657
1517906300	Liquid mixtures or prep of fats/oil, which crude palm kernel oil predominates	0	34,931	0	36,136
1517906400	Liquid mixtures or prep of fats/oil, which (rbd) palm kernel oil predominates	0	4,539	0	6,538
1517906800	Liquid mixtures or prep of fats/oil, which illipenut oil predominates	0	112,142	0	329,512
1517906900	Liquid mixtures or prep of fats/oil, which oth vegetable oil predominates	31,759	320,217	64,941	1,077,346
1517909000	Oth edible mixtures or prep of animal or vegetable fats or oils	91,097	975,848	437,383	3,696,956
1518001200	Animal fats and oils, boiled, oxidised, dehydrated, sulphurised, blown, polymerised	31,264	73,125	41,920	103,201

**I.3. IMPOR MENURUT KOMODITI / IMPORT BY HS COMMODITY**  
**\*\*\* AGUSTUS / AUGUST 2008 \*\*\***

HS	Uraian Komoditi Commodity Description	Berat Bersih / Net Weight (Kg)		Nilai / Value C.I.F (US\$)	
		Bulan ini Current Month	Kumulatif Cum.Jan. to date	Bulan ini Current Month	Kumulatif Cum.Jan. to date
1518001400	Ground-nut,soya-bean, palm/coconut oilpolymerised,or oth chemically modified	77,512	926,881	136,302	1,642,060
1518001500	Linseed oil&its fract,boiled,oxidised,dehydrated,sulphurised,blown,polymerised	357	24,272	1,454	44,475
1518001600	Olive oil&its fract,boiled, oxidised,dehydrated,sulphurised,blown,polymerised	1,067	195,770	902	165,257
1518001900	Oth animal/vegetable fat & oils, boiled,dehydrate,sulphurise,blown,polymerised	63,042	832,347	100,511	1,900,586
1518002000	Inedible mixtures/preparation of animalfats or oils or of different fats/oils	32,000	115,432	60,240	210,068
1518003200	Inedible mixtures/preparations ofground-nuts, soya-beans or coconuts	32,000	864,640	66,080	1,574,237
1518003300	Inedible mixtures/preparation of linseed	15,200	74,604	35,416	165,034
1518003900	Inedible mixtures or preparate of othervegetable fats or oils	42,191	209,027	155,054	515,233
1518006000	Inedible mixture & preparate of animalor vegetable fats or oils	7,465	348,083	17,654	1,497,642
1520001000	Glycerol, crude	0	721,448	0	259,011
1520009000	Glycerol waters and glycerol lyes	1,128	2,306,783	11,915	1,970,139
1521100000	Vegetable waxes(oth.than triglycerides)whether or not refined or colored	18,461	153,421	79,756	756,487
1521901000	Bee wax and other insect waxes, whetheror not refined or colored	150	15,285	1,191	126,505
1521902000	Spermaceti, whether or not refined orcolored	0	1,065	0	6,347
1601000011	Sausage containing pork	0	167	0	1,683
1601000090	Other sausages and similar products ofmeat, meat offal or blood	4,027	26,658	2,591	17,812
1602101000	Prepared or preserved meat offal/bloodcontaining pork, in airtight containers	0	9,100	0	51,891
1602329000	Oth prepared/preserved meat offal/bloodof fowls of the spec. gallus domesticus	2,469	33,436	18,133	93,378
1602390000	Oth prepared/preserved meat offal/bloodof oth fowls of poultry of heading 01.05	21	7,061	315	7,556
1602411000	Hams and cuts thereof of swine,in airtight containers	16,201	16,209	18,452	18,463
1602419000	Hams and cuts thereof of swine,in other than airtight containers	0	795	0	593
1602421000	Shoulders and cuts thereof of swinein airtight containers	0	1,468	0	1,125
1602491100	Luncheon meat of swine,in airtight containers	0	10,002	0	7,007
1602491900	Luncheon meat of swine,in other than airtight containers	0	34,301	0	36,240
1602499100	Oth prepared/preserved meat offal/bloodof swine in airtight containers	80,985	179,415	92,259	190,792
1602499900	Oth prepared/preserved meat offal/bloodof swine not in airtight containers	0	5,898	0	9,826
1602500000	Other prepared or preserved meat offalor blood of bovine animals	93,416	484,477	369,651	1,987,155
1602909000	Oth prepared/preserved meat offal/bloodof any animal	1,643	25,781	3,254	50,270
1603001000	Extracts & juices of chicken, with herbs	3,955	4,266	32,464	32,833
1603002000	Extract & juice of chicken,without herbs	0	17,292	0	99,899
1603003000	Extracts/juices of oth meat,fish/crustamolluscs/aquatic invertebr, with herbs	18,000	144,000	17,100	135,360
1603009000	Extracts/juices of oth meat,fish/crustamolluscs/aquatic invertebr,without herbs	1,964	26,556	37,438	100,938
1604111000	Salmon, prepared/preserved in airtightcontainers	616	5,891	2,975	21,790
1604119000	Salmon, prepared or preserved in otherthan airtight containers	2,400	2,605	6,540	7,303
1604131100	Sardines, prepared/preserved in airtightcontainer	16,962	204,871	46,099	316,151
1604131900	Sardines, prepared or preserved in otherthan airtight containers	43,070	1,752,500	25,320	1,327,739
1604139100	Sardinella and brisling or sprats,prepared/preserved in airtight container	0	5,353	0	4,880
1604139900	Sardinella and brisling or sprats,prep/preserved not in airtight containers	97,060	1,381,811	252,199	2,724,989
1604141000	Tunas, skipjack & bonito (sarda spp),prepared/preserved in airtight container	25,740	121,439	102,214	449,879
1604149000	Tunas, skipjack, bonito(sarda spp),prep/preserved not in airtight containers	29,026	79,410	20,855	78,024
1604151000	Mackerel, prepared or preserved, inairtight containers	121,436	453,671	168,838	824,091
1604159000	Mackerel, prepared or preserved, inother than airtight containers	517	478,178	481	382,124
1604161000	Anchovies, prepared or preserved, inairtight containers	0	2,366	0	8,020
1604169000	Anchovies, prepared or preserved, inother than airtight containers	276,170	676,551	186,480	645,535
1604193000	Otherfish, whole or in pieces, but notminced, in airtight containers	0	10,881	0	11,116
1604199000	Other fish,whole/in pieces,not minced,prepared/preserved in other	0	2,503	0	4,368
1604201900	Sharks fins, prepared and ready for usein other than airtight containers	431	5,424	8,597	231,753
1604202100	Fish sausages in airtight containers	260	260	221	221
1604202900	Fish sausages in other than airtightcontainers	0	2,642	0	4,256
1604209100	Other prepared or preserved fish, inairtight containers	9,836	154,782	8,349	140,411
1604209900	Oth prepared/preserved fish, in otherthan airtight containers	30,388	345,315	110,433	931,401
1604301000	Caviar and caviar substitutes, prepared/preserved, in airtight container	0	2,446	0	2,909
1605101000	Crabs in airtight containersprepared or preserved	51,942	81,203	527,130	761,555
1605109000	Crabs in other than airtight containersprepared or preserved	7,584	55,710	29,237	165,818
1605201100	Shrimps paste in airtight containersprepared or preserved	0	17,334	0	62,000
1605201900	Shrimps paste in other than airtightcontainers prepared or preserved	61	1,221	86	1,601
1605209100	Other aquatic invertebrata in airtighcontainers,prepared or preserved	0	345	0	299
1605209900	Oth aquatic invertebrata in oth contners, prepared or preserved	707	52,784	2,332	240,484
1605300000	Lobster, prepared or preserved	0	13	0	239
1605409000	Other crustaceans in other containers, prepared or preserved	0	16,463	0	8,203
1605901000	Abalone, prepared or preserved	1,029	2,083	1,816	3,646
1605909000	Oth crustaceans, molluscs & oth.aquaticinvertebrates, prepared or preserved	43,109	191,230	37,651	212,570
1701110010	Cane sugar,icumsa minimal 1200	19,009,379	249,492,825	6,352,694	81,247,620
1701110090	Cane sugar,icumsa maximal 1200	0	25,000	0	9,200
1701991100	Refined sugar, white	57,275,560	466,733,624	22,941,911	173,219,116
1701991900	Other refined sugar	0	1,509,215	0	655,087
1701999000	Other cane or beet sugar, & chemicallypure sucrose, in sold form	0	34,650,000	0	13,904,878
1702110000	Lactose and lactose syrup, containingby weight 99% or more lactose	263,209	2,432,785	441,728	5,012,305
1702190000	Lactose and lactose syrup, containingby weight less than 99% lactose	276,905	4,145,251	624,086	7,083,137
1702200000	Maple sugar and maple syrup	2,366	33,979	1,922	46,936
1702301000	Glucose, containing fructose < 20%	2,773,657	17,419,456	1,780,872	11,146,049
1702302000	Glucose syrup, containing fructose < 20%	2,075,000	13,834,171	922,825	6,268,870
1702400000	Glucose and glucose syrup, containing20% <= fructose < 50%	2,000	1,027,659	6,000	636,629
1702500000	Chemically pure fructose	15	197,184	244	245,980

I.3. IMPOR MENURUT KOMODITI / IMPORT BY HS COMMODITY

\*\*\* AGUSTUS / AUGUST 2008 \*\*\*

HS	Uraian Komoditi Commodity Description	Berat Bersih / Net Weight (Kg)		Nilai / Value C.I.F (US\$)	
		Bulan ini Current Month	Kumulatif Cum.Jan. to date	Bulan ini Current Month	Kumulatif Cum.Jan. to date
1702601000	Fructose, containing fructose > 50%	0	13,153	0	46,813
1702602000	Fructose syrup, containing fructose >50%	961	80,367	13,836	159,587
1702901000	Maltose	1,408,476	5,092,351	843,693	3,190,895
1702902000	Artificial honey, whether or not mixed with natural honey	442,373	1,751,740	520,219	1,931,006
1702903000	Flavoured or colored sugars (excluding maltose)	0	29	0	53
1702904000	Caramel	385,132	2,233,428	346,530	1,938,374
1702909000	Other sugar, incl. invert sugar & sugar syrup blends cont. 50% of fructose	434,103	3,212,925	545,228	4,316,041
1703101000	Cane molasses containing added flavouring or coloring matter	3,980,000	3,980,000	764,700	764,700
1703109000	Cane molasses not containing added flavouring or coloring matter	19	56,049	884	22,991
1703901000	Oth molasses result from extract/refine of sugar, cont add flavour/color matter	0	14	0	27
1703909000	Oth molasses result from extract/refine sugar, not cont add flavour/color matter	20,844,371	52,449,429	4,392,130	9,761,715
1704100000	Chewing gum, whether or not sugar-coated	84,364	492,540	139,772	1,157,703
1704901000	Medicated sweets	20,051	161,198	96,781	1,460,162
1704902000	White chocolate	4,249	59,556	24,509	285,251
1704909000	Oth sugar confectionery, not cont.cocoa	926,271	7,254,454	1,424,668	10,909,054
1801000000	Cocoa beans, whole or broken, raw/roasted	100,000	22,616,526	325,366	58,616,753
1802000000	Cocoa shells, husks, skins & oth cocoa waste	25,000	100,003	3,750	13,347
1803100000	Cocoa paste, not defatted	10,169	191,514	24,355	533,695
1803200000	Cocoa paste, wholly or partly defatted	735,982	2,118,009	699,200	1,907,812
1804000000	Cocoa butter, fat and oil	18	16,881	7	60,197
1805000000	Cocoa powder, not containing added sugar or other sweetening matter	632,819	5,454,799	1,121,693	7,964,053
1806100000	Cocoa powder, containing added sugar or other sweetening matter	1,141,303	9,763,772	2,069,112	19,100,842
1806201000	Chocolate confectionary in blocks, slab bars, weighing > 2 kg	38,907	88,339	76,473	272,951
1806209000	Oth chocolate & oth food preparations cont. cocoa, weighing > 2 kg	41,621	156,272	211,017	849,872
1806311000	Chocolate confectionary in blocks, slab bars, filled, weighing > 2 kg	9,034	119,376	49,185	676,620
1806319000	Oth chocolate & oth food preparations cont. cocoa, filled, weighing > 2 kg	51,988	826,056	309,509	4,256,985
1806321000	Chocolate confectionary in blocks, slab bars, not filled, weighing > 2 kg	41,223	188,258	19,054	122,273
1806329000	Oth chocolate & oth food preparations cont. cocoa, not filled, weighing > 2 kg	22,365	201,716	72,719	444,500
1806901000	Chocolate confectionary in tablets or pastilles	22,924	303,039	235,607	1,684,733
1806909000	Food preparations of flour, meal, starch cont. 40% <= cocoa <50%, for retail	92,219	616,683	450,419	2,433,326
1901101000	Preparations of malt extract for infant use, put up for retail sale	11,232	113,316	27,869	284,859
1901102000	Prep for infant use, of goods of heading 0401 to 0404 of malt for infant use	125,911	602,835	896,925	3,738,368
1901103000	Preparations of soya bean powder for infant use, put up for retail sale	296,861	2,600,379	1,049,217	8,476,834
1901109000	Food preparations of without containing fat for baby	122,802	1,345,352	238,733	3,162,071
1901201000	Mixes & doughs of flour, groats, meal, starch/malt extract, not cont. cocoa	418	214,146	2,005	546,701
1901202000	Mixes & doughs of flour, groats, meal, starch/malt extract, containing cocoa	0	3,194	0	24,075
1901203000	Other mixes and doughs for prep. of bakers wares, not containing cocoa	187,512	1,360,179	294,489	2,418,922
1901204000	Other mixes and doughs for prep. of bakers wares, containing cocoa	9,866	228,684	8,778	176,396
1901901000	Infant food prep for lactase deficiency, medical not put up for retail sale,	0	36,554	0	56,550
1901902000	Malt extract/infant food, not put up for retail sale	401,520	941,291	552,057	1,230,808
1901903100	Filled milk, prep. of goods of heading 04.01 to 04.04	78,340	1,841,347	113,133	1,884,398
1901903900	Oth medical food prep of goods of heading 0401 to 0404	1,568,040	4,807,949	3,837,372	13,956,253
1901904900	Other soya based preparations, in other form	2,454	80,606	2,087	84,086
1901909010	Kerupuk of shrimps	4,187	74,794	2,221	99,096
1901909090	Oth preparation of medical food cont.cocoa	289,242	2,847,094	1,024,065	8,897,184
1902100000	Uncooked pasta, not stuffed/otherwise prepared, containing eggs	100,147	573,386	136,620	698,302
1902192000	Rice vermicelli (bee hoon)	80,336	350,736	80,959	342,914
1902199000	Oth uncooked pasta, not containing eggs	884,463	4,447,800	782,683	3,937,881
1902201000	Stuffed pasta, whether or not cooked or otherwise prepared	0	124,545	0	414,219
1902209000	Oth stuffed pasta, whether or not cooked	7	528	74	1,657
1902301000	Instant noodles	85,939	629,253	102,957	699,569
1902302000	Instant rice vermicelli	46,923	267,149	37,035	202,677
1902309000	Other stuffed pasta	106,930	850,989	152,303	1,557,210
1902400000	Couscous	0	1,171	0	4,238
1903000000	Pearl tapioca, flakes, setting and substitutes of tapioca	161,514	305,265	73,239	199,946
1904100000	Prepared foods obtained by the swelling or roasting of cereals/cereal products	282,600	2,212,865	711,459	5,926,029
1904200000	Prepared foods of mixtures of roasted or unroasted cereal flakes products	46,781	391,310	36,726	491,110
1904300000	Bulgur wheat	36	104	1,105	3,248
1904901000	Rice preparations, including pre-cooked rice	9,918	793,176	21,820	855,987
1904909000	Oth prepared foods obtained of cereals or cereal products	78,644	655,417	155,753	1,278,169
1905100000	Crisp bread	508,048	2,836,217	328,187	2,028,968
1905200000	Gingerbread and the like	0	196	0	200
1905311000	Sweet biscuits not containing cocoa	466,670	1,433,311	1,461,546	4,040,514
1905312000	Sweet biscuits containing cocoa	214,165	1,555,950	340,654	2,414,258
1905320000	Waffles and wafers	437,037	3,591,245	949,162	6,935,177
1905400000	Rusks, toasted bread & similar toasted products	8,102	252,723	21,677	435,531
1905901000	Unsweetened teething biscuits	1,222	2,805	2,000	5,662
1905902000	Other unsweetened biscuits	1,224	590,579	3,675	714,415
1905903000	Cakes	406,545	1,498,804	442,126	1,613,093
1905904000	Pastries	30,138	79,861	67,972	197,951
1905905000	Bakery products made without flour	0	6,664	0	3,098
1905907000	Communion wafers, sealing wafers, rice paper and similar products	6,300	156,858	7,315	177,091
1905908000	Other crisp savoury food products	23,225	220,090	73,616	558,765

**I.3. IMPOR MENURUT KOMODITI / IMPORT BY HS COMMODITY**  
**\*\*\* AGUSTUS / AUGUST 2008 \*\*\***

HS	Uraian Komoditi Commodity Description	Berat Bersih / Net Weight (Kg)		Nilai / Value C.I.F (US\$)	
		Bulan ini Current Month	Kumulatif Cum.Jan. to date	Bulan ini Current Month	Kumulatif Cum.Jan. to date
1905909000	Other baker wares	452,354	2,677,561	880,509	4,552,625
2001100000	Cucumbers and gherkins,prepared or preserved by vinegar or acetic acid	1,220	248,609	3,589	206,861
2001901000	Onions, prepared/preserved by vinegar or acetic acid	0	300,775	0	125,131
2001909000	Oth vegetables,fruit,nuts,edible plantprep/preserve by vinegar/acetic acid	16,976	119,516	39,265	138,366
2002101000	Tomatoes, whole/in pieces,not prepared or preserved by vinegar/acetic acid	36,725	115,024	24,149	83,322
2002109000	Oth tomatoes, whole/in pieces,not prep.or preserved by vinegar/acetic acid	3,305	38,566	12,306	62,254
2002901000	Tomato paste, not prepared or preserved by vinegar or acetic acid	299,897	6,091,420	306,795	4,788,919
2002909000	Other tomatoes, prepared or preserved otherwise than by vinegar/acetic acid	23,864	212,402	57,003	324,935
2003100000	Mushrooms of the genus agaricus, not prepared/preserved by vinegar/acetic acid	39,222	672,545	58,914	570,805
2003200000	Truffles, not prepared/preserved by vinegar or acetic acid	0	1,423	0	16,832
2003900000	Oth mushrooms, not prepared/preserved by vinegar or acetic acid	23,662	283,448	47,213	411,630
2004100000	Potatoes, frozen, not prepared/preserved by vinegar or acetic acid	858,984	7,661,081	880,559	7,993,965
2004901000	Infant food of vegetables, frozen, not prepared/preserved by vinegar/acetic acid	0	628	0	1,019
2004909000	Oth vegetables,frozen,prep/preserved by vinegar/acetic acid	208	8,027	884	12,050
2005100000	Homogenised vegetables,not frozen, not prepared/preserved by vinegar/acetic acid	463	2,461	479	6,435
2005201000	Potatoes chips & sticks,not frozen, not prepared/preserved by vinegar/acetic acid	193,421	1,830,425	293,625	3,263,549
2005209000	Other potatoes, not frozen, not prep.or preserved by vinegar or acetic acid	0	7,749	0	13,591
2005400000	Peas (pisum sativum), not frozen, not prepared/preserved by vinegar/acetic acid	130,834	1,231,437	64,323	626,486
2005510000	Beans,shelled, not frozen, not prepared or preserved by vinegar or acetic acid	13,921	243,003	28,456	261,687
2005590000	Other beans, not frozen, not prepared or preserved by vinegar or acetic acid	45,658	907,827	28,933	529,303
2005600000	Asparagus, not frozen, not prepared or preserved by vinegar or acetic acid	18,060	234,607	13,542	162,533
2005700000	Olives, not frozen, not prepared or preserved by vinegar or acetic acid	7,055	74,545	7,941	153,276
2005800000	Sweet corn(zea mays var.saccharata),not frozen,not prepared by vinegar/acetic acid	110,661	534,002	94,631	478,942
2005910000	Vegetables and mixtures of, not frozen,not prepared by vinegar/acetic acid	1,933	133,441	1,878	291,840
2005990000	Oth smoked garlic, not frozen vegetable& mixtures of not prep.by vinegar/acetic acid	81,209	460,803	73,187	387,426
2006000000	Vegetables,fruit,nuts,fruit-peel & othparts of plants,preserved by sugar	81,929	467,465	74,060	552,834
2007100000	Jams, fruit jellies, marmalades, fruit nut, homogenised preparations	82,865	261,450	320,550	791,665
2007910000	Citrus fruit	55,300	553,518	124,306	1,116,545
2007991000	Fruit grains and pastes other than of mango, pineapples or strawberries	19,337	155,991	26,511	193,721
2007999000	Fruit grains and pastes of mango,pineapples or strawberries	90,067	679,575	209,555	1,595,085
2008111000	Roasted ground nuts, othwise prepared/preserved	10,734	135,718	6,818	135,728
2008112000	Peanut butter, othwise prepared or preserved	0	315,757	0	727,009
2008190000	Oth ground nuts, othwise prepared or preserved	157,016	288,916	253,979	485,273
2008191000	Cashew, incl. mixtures,othwise prepared or preserved	307	406	1,150	1,957
2008199000	Other nuts and seeds, othwise prepared or preserved	16,402	141,760	82,235	559,765
2008200000	Pineapples, othwise prepared/preserved	11	1,515,191	69	1,507,895
2008301000	Citrus fruit, added sugar/oth.sweetening in or not in airtight container	17,739	22,640	10,506	13,881
2008309000	Oth citrus fruit, not added sugar/sweetening in/not in airtight container	135,987	201,362	131,052	189,225
2008401000	Pears, containing added sugar or sweetening matter in airtight container	0	12,199	0	13,855
2008409000	Oth pears, not containing added sugar/sweetening matter, in/not airtight cont.	0	28,614	0	43,442
2008501000	Apricots,containing added sugar / othersweet,matter in/not airtight container	5	10,619	34	6,844
2008509000	Apricots, not containing added sugar/sweetening, in/not airtight containers	121	13,793	151	21,420
2008601000	Cherries,containing added sugar / othersweet,matter in/not airtight container	65,987	337,551	66,362	308,155
2008609000	Cherries, not containing added sugar/sweetening, in/not airtight containers	3,929	55,272	3,398	82,975
2008701000	Peaches,containing added sugar or othersweet,matter in/not airtight container	14,423	80,709	6,397	52,719
2008709000	Peaches, not containing added sugar/sweetening, in/not airtight containers	3,190	62,579	2,015	67,050
2008809000	Strawberries,not containing added sugar/sweetening, in/not airtight containers	384	145,395	879	225,730
2008910000	Palm hearts, oth prepared or preserved,whether or not containing added sugar	1,495	4,004	820	1,929
2008922000	Mixtures of other edible parts of plant added sugar, in/not airtight container	220,459	565,361	103,621	252,537
2008929000	Mixtures of other edible parts of plant not added sugar,in/not airtight contain.	235,170	903,614	139,961	570,928
2008991000	Lychees, othwise prepared or preserved	202,318	731,086	157,653	582,490
2008992000	Longans, othwise prepared or preserved	283,890	1,317,288	205,459	927,030
2008993000	Stems,roots and oth.edible parts of plants, othwise prepared or preserved	40,901	66,433	67,130	89,736
2008994000	Othwise prepared or preserved, added sugar/sweet, in/not airtight container	346	101,836	285	133,399
2008999000	Othwise prepared/preserved, not added sugar/sweet, in/not airtight container	202,784	536,731	143,785	525,557
2009110000	Orange juice, frozen	129,191	589,589	293,803	1,263,056
2009120000	Orange juice, not frozen,of a brix value not exceeding 20	81,138	557,156	65,554	468,422
2009190000	Orange juice, not frozen,of a brix value exceeding 20	101,595	888,454	78,906	775,480
2009210000	Grapefruit juice, of a brix value not exceeding 20	1,910	1,910	1,835	1,835
2009290000	Other grapefruit juice of a brix value exceeding 20	25,292	128,905	91,503	624,852
2009310000	Juice of any other single citrus fruit,of a brix value not exceeding 20	2,585	20,827	2,485	20,684
2009390000	Other juice of any other single citrus of a brix value exceeding 20	45,665	183,664	136,649	401,906
2009410000	Pineapple juice,of a brix value not exceeding 20	5,747	23,630	5,548	20,794
2009490000	Other pineapple juice,of a brix value exceeding 20	96,179	252,469	93,652	263,872
2009500000	Tomato juice	25,562	126,768	16,857	102,624
2009610000	Grape juice (including grape must),of a brix value not exceeding 20	19,925	219,624	13,497	190,507
2009690000	Other grape juice (including grape must) of a brix value exceeding 20	5,022	66,430	6,344	100,488
2009710000	Apple juice,of a brix value not exceeding 20	95,650	479,218	101,061	446,710
2009790000	Other apple juice of a brix value exceeding 20	38,433	530,009	71,228	1,139,244
2009801000	Blackcurrant juice	1,007	4,856	2,084	37,441
2009809000	Other juice of any other single fruit or vegetables	156,748	593,651	279,741	814,326
2009900000	Mixtures of juices	417,187	1,542,293	955,545	3,045,997
2101111000	Instant coffee	400,179	1,680,817	2,842,274	11,702,210

I.3. IMPOR MENURUT KOMODITI / IMPORT BY HS COMMODITY

\*\*\* AGUSTUS / AUGUST 2008 \*\*\*

HS	Uraian Komoditi Commodity Description	Berat Bersih / Net Weight (Kg)		Nilai / Value C.I.F (US\$)	
		Bulan ini Current Month	Kumulatif Cum.Jan. to date	Bulan ini Current Month	Kumulatif Cum.Jan. to date
2101119000	Oth extracts, essences and concentrates of coffee	79,734	669,805	263,620	1,911,453
2101120000	Preparations with a basis of extracts, essences or concentrates of coffee	141,354	1,624,142	4,042,479	26,827,787
2101201000	Tea preparations consisting of a mixture tea, milk powder and sugar	4,085	61,654	12,678	103,665
2101209000	Mate preparations consisting of a mixture mate, milk powder and sugar	111,386	915,945	482,771	3,085,766
2101300000	Roasted chicory & oth. roasted coffee substitutes, extract, essence & concent. thereof	693	2,745	5,172	23,366
2102101000	Bread yeasts, active	127,524	1,332,774	262,165	3,009,600
2102109000	Active yeasts, other than for bread	113,713	895,002	278,467	2,438,733
2102200000	Inactive yeasts; other single-cell microorganisms, dead	139,703	4,551,576	219,311	6,323,845
2102300000	Prepared baking powders	216,123	924,793	419,217	1,927,076
2103100000	Soya sauce sweet, salt and other	638,890	3,390,158	471,466	2,607,661
2103200000	Tomato ketchup and other tomato sauces	48,621	593,449	43,588	819,764
2103300000	Mustard flour & meal & prepared mustard	28,859	331,161	42,740	403,883
2103901000	Chilli sauce	18,263	339,682	27,002	433,771
2103902000	Mixed condiments and mixed seasonings, including belachan	118,506	649,547	426,965	2,004,821
2103903000	Fish sauce	191,611	1,549,797	122,628	1,000,959
2103909000	Other sauces and preparations therefor; mustard flour & meal & prepared mustard	837,891	6,854,662	1,594,662	12,560,958
2104101000	Soups and broths & preparation therefor containing meat	3,759	166,455	3,476	246,229
2104109000	Soups and broths & preparation therefor, not containing meat	119,219	521,310	202,571	1,067,594
2104201000	Homogenised composite food preparations, containing meat	14,618	40,618	9,742	32,796
2104209000	Homogenised composite food preparations, not containing meat	9,046	59,686	8,307	87,501
2105000000	Ice cream and other edible ice, whether or not containing cocoa	228,192	1,085,973	739,800	3,549,005
2106100000	Protein concentrates and textured protein substances	137,221	1,155,299	435,870	4,191,393
2106901000	Dried bean curd and bean curd sticks	5	107,833	336	190,248
2106902000	Flavoured or colored syrups	13,713	291,374	50,057	781,636
2106903000	Non-dairy creamer	5,648,818	36,017,398	10,555,046	63,350,686
2106904000	Autolysed yeast preparations	17,116	269,911	294,509	2,890,865
2106905100	Non-alcoholic prep used as raw material to make composite concentrates beverages	21,748	24,589	108,299	114,904
2106905200	Non-alcoholic comp concentrates for simp dilution with water to make beverages	595,305	3,098,360	5,057,966	22,572,248
2106905300	Ginseng based products, non-alcoholic preparations use for making beverages	0	17,155	0	44,755
2106905900	Other non-alcoholic preparations use for making beverages	286,121	1,029,586	1,129,697	3,739,911
2106906900	Other alcoholic preparations	0	46	0	825
2106907000	Preparations vitamins or minerals, medic food and oth. food supplements	239,372	1,268,641	5,531,986	30,016,438
2106908000	Mixtures of chemicals foodstuffs or sub with nutritive value, used for food proc	379,925	2,835,533	3,468,226	22,836,946
2106909100	Fortificant premixes	11,414	86,262	289,300	1,565,708
2106909200	Ginseng based preparations	3,724	42,747	196,027	1,011,186
2106909400	Other preparations for infant use	7,415	34,882	216,313	1,002,907
2106909500	seri kaya	0	4,792	0	96,117
2106909900	Other food preparations not elsewhere specified or included	4,300,283	23,773,506	13,599,525	88,635,918
2201100000	Mineral waters and aerated waters	897,108	3,639,828	491,212	2,347,057
2201909000	Other mineral waters or artificial	0	472	0	6,500
2202101000	Sparkling mineral waters and aerated waters, flavoured	1,858,722	14,810,195	833,288	6,832,560
2202109000	Other mineral water, containing added sugar/sweetening or flavoured	1,116,001	11,460,209	688,543	7,269,928
2202901000	Flavoured uht milk drink	115,564	1,529,265	231,558	1,882,477
2202902000	Soya milk drink	487,572	2,814,060	306,041	1,545,967
2202903000	Non-aerated beverage ready for immediate consumption without dilution	1,913,030	6,083,451	1,078,103	4,653,205
2202909000	Oth non-alcoholic beverages, excluding fruit or vegetable juices	6,375,015	34,445,429	5,406,772	25,127,539
2203009000	Other beer made from malt, including ale	6,036	30,295	10,391	63,012
2204211100	Wine, in containers <= 2 l, alcoholic strength by volume <= 15%	0	126,527	0	201,173
2204211200	Wine, in containers <= 2 l, alcoholic strength by volume > 15%	0	1,532	0	9,000
2204212100	Grape must, in container <= 2 l, alcoholic strength by volume <= 15%	1,878	25,957	7,798	73,744
2206002000	Sake (rice wine)	30	30	278	278
2206009000	Other fermented beverages, including mead	0	100	0	186
2207100000	Undenatured ethyl alcohol of alcoholic strength by volume of >= 80%	2,747	22,696	29,781	187,140
2207201100	Ethyl alcohol of an alcoholic strength by volume of > 99%	2,905	14,475	4,713	21,087
2207201900	Oth denatured ethyl alcohol, including methylate spirits	1,734	6,746	18,229	34,047
2207209000	Other ethyl alcohol and other spirits	0	7,484	0	10,874
2208201000	Brandy of an alcoholic strength by volume not exceeding 46% vol	0	43	0	247
2208202000	Brandy of an alcoholic strength by volume exceeding 46% vol	0	5,917	0	70,815
2208204000	Other spirits of an alcoholic strength by volume exceeding 46% vol	0	43,497	0	522,583
2208301000	Whiskies of an alcoholic strength by volume not exceeding 46% vol	265	34,871	2,194	242,781
2208302000	Whiskies of an alcoholic strength by volume exceeding 46% vol	0	23,122	0	275,958
2208501000	Gin & geneva of an alcoholic strength by volume not exceeding 46% vol	0	18,422	0	107,874
2208502000	Gin & geneva of an alcoholic strength by volume exceeding 46% vol	0	362	0	4,321
2208601000	Vodka of an alcoholic strength by volume not exceeding 46% vol	0	1,080	0	5,126
2208602000	Vodka of an alcoholic strength by volume exceeding 46% vol	0	9,326	0	111,531
2209000000	Vinegar and substitutes for vinegar obtained from acetic acid	76,667	823,454	97,551	937,025
2301100000	Flours, meals & pellets, of meat / meat offal; unfit for human consumption; greaves	7,033,085	45,062,835	4,381,042	28,264,295
2301200000	Flours, meals & pellets, of fish/crustacean, molluscs/other aquatic invertebrates	4,721,820	41,669,892	4,735,152	36,335,585
2302100000	Bran, sharps and other residues of maize (corn)	0	83,644	0	61,949
2302300000	Bran, sharps and other residues of wheat	520,560	2,817,660	271,648	1,260,277
2302409000	Bran, sharps and other residues of other cereals	0	56,935	0	22,152
2302500000	Bran, sharps and other residues of leguminous plants	35,000	297,500	24,416	188,481
2303101000	Residues of starch manufacture of manioc (cassava) or sago	0	9,099	0	2,911

**I.3. IMPOR MENURUT KOMODITI / IMPORT BY HS COMMODITY**  
**\*\*\* AGUSTUS / AUGUST 2008 \*\*\***

HS	Uraian Komoditi Commodity Description	Berat Bersih / Net Weight (Kg)		Nilai / Value C.I.F (US\$)	
		Bulan ini Current Month	Kumulatif Cum.Jan. to date	Bulan ini Current Month	Kumulatif Cum.Jan. to date
2303109000	Other residues of starch and similarresidues	14,310,300	130,853,940	10,279,502	83,606,336
2303200000	Beet pulp, bagasse and other waste of sugar manufacture	0	58,169	0	88,643
2303300000	Brewing or distilling dregs and waste	6,101,176	33,810,457	1,986,497	9,909,882
2304000000	Oil-cake&other solid residues,in pelletform, from the extract of soyabean oil	143,923,795	1,569,539,701	72,141,480	719,499,571
2305000000	Oil-cake&other solid residues,in pelletform, from the extract of ground-nut oil	262,889	2,632,794	120,966	943,631
2306410000	Oil-cake and other solid residues of low erucic acid rape or colza seeds	7,781,350	87,851,648	2,115,865	23,121,957
2306490000	Other oil-cake and other solid residues of rape or colza seeds	514,500	2,436,998	140,973	745,103
2306500000	Oil-cake and other solid residues of coconut/copra manual/mechanic proces	0	25,000	0	3,274
2306600000	Oil-cake and other solid residues of palm nuts or kernels	119,380	413,800	46,676	140,126
2306902000	Oil-cake and other solid residues of maize (corn) germ	3,032,112	18,679,727	1,488,759	9,901,770
2306909000	Other oil-cake and other solid residues	2,120,741	24,924,621	532,317	4,642,102
2307000000	Wine lees; argol	0	242	0	11,873
2308000000	Vegetable materials and waste, residues of a kind used in animal feeding	16,983	687,436	9,396	243,108
2309101000	Dog or cat food, put up for retail sale, containing meat	442,196	4,175,000	329,207	3,439,936
2309109000	Dog or cat food, put up for retail sale, not containing meat	495,666	4,590,459	567,665	5,369,984
2309901100	Complete feed for poultry	301,804	1,799,147	184,803	1,009,817
2309901200	Complete feed for swine	3,808,498	25,758,483	949,398	6,578,490
2309901300	Complete feed for prawn feed	363,423	1,626,969	343,646	1,366,943
2309901900	Other complete feed	49,525	515,995	237,173	1,393,914
2309902000	Premixes, feed supplements and feed additives for animal	3,356,494	22,587,864	9,297,856	70,054,810
2309903000	Other preparations of a kind used in animal feeding, containing meat	15,615,139	173,292,222	8,228,657	98,893,362
2309909000	Other preparations of a kind used in animal feeding, not containing meat	13,132,313	111,851,796	8,163,904	67,066,650
2401101000	Virginia tobacco, not stemmed/stripped, flue-cured	990,121	5,811,542	5,252,860	22,352,765
2401102000	Virginia tobacco, not stemmed/stripped, not flue-cured	12,690	46,130	144,251	296,321
2401103000	Other tobacco, not stemmed/stripped, flue-cured	237,225	1,635,299	1,243,095	8,499,777
2401109000	Other tobacco, not stemmed/stripped, not flue-cured	53,598	770,618	266,326	8,988,812
2401201000	Virginia tobacco, partly/wholly stemmed/stripped, flue-cured	568,925	27,194,063	1,828,528	93,485,123
2401202000	Virginia tobacco, partly/wholly stemmed/stripped, not flue-cured	0	178,200	0	655,776
2401203000	Oriental tobacco, partly/wholly stemmed/stripped	493,223	10,306,500	2,385,366	49,341,673
2401204000	Burley tobacco, partly/wholly stemmed/stripped	1,149,540	1,926,780	4,638,488	7,883,168
2401205000	Other tobacco, partly/wholly stemmed/stripped, flue-cured	1,029,600	2,404,200	4,530,240	9,972,542
2401209000	Other tobacco, partly/wholly stemmed/stripped, not flue-cured	77,402	2,202,649	558,051	11,617,260
2401301000	Tobacco stems	158,400	1,573,995	126,924	1,087,324
2401309000	Other tobacco refuse	0	638,131	0	868,895
2402100000	Cigars, cheroots and cigarillos, containing tobacco	3,651	35,287	76,673	400,200
2402201000	Beedies	0	856	0	27,099
2402209010	Cigarettes tobacco	0	4,763	0	80,577
2402209090	Other cigarettes containing tobacco	56,156	182,932	1,131,464	2,085,025
2402902000	Cigarettes of tobacco substitutes	7,954	23,771	133,761	527,889
2403101100	Blended tobacco, packed for retail sale	72,600	141,240	239,264	533,372
2403101900	Other smoking tobacco, packed for retail sale	0	11,962	0	159,508
2403102100	Blended tobacco, for cigarette making	1,001,520	5,979,010	7,393,274	42,674,280
2403102900	Other manufactures tobacco for cigarette making	0	32,734	0	210,119
2403109000	Other smoking tobacco, whether or not containing tobacco substitutes	0	457,522	0	1,664,275
2403910000	Homogenised or reconstituted tobacco	0	23,040	0	211,560
2403991000	Tobacco extracts and essences	2,217	6,546	87,817	211,722
2403993000	Manufactured tobacco substitutes	0	21	0	21
2403994000	Snuff	0	1	0	210
2403999000	Other manufactures tobacco & manufactured tobacco substitutes	0	6,584	0	74,410
2501001000	Table salt	509	13,819	5,816	11,306
2501004100	Other salt cont. at least 94.7% sodium chl a dry basis ,in package netto < 45 kg	242,500	843,714	114,050	329,836
2501004900	Other salt cont. at least 94.7% sodium chl a dry basis ,in package netto < 45 kg	126,383,036	1,084,998,153	4,442,413	44,610,815
2501005000	Sea water	0	25	0	432
2501009000	Other salt	96	17,553,519	1,216	1,247,461
2502000000	Unroasted iron pyrites	120,000	1,847,953	10,199	149,030
2503000000	Sulphur of all kinds, other than sublimed, precipitated and colloidal sulphur	22,965,342	191,573,284	17,299,513	110,180,645
2504100000	Natural graphite, in powder or in flakes	744,370	2,053,406	414,694	1,322,423
2504900000	Natural graphite, in other form	157,828	1,261,857	72,361	340,445
2505100000	Silica sands and quartz sands	9,979,796	40,840,096	534,733	3,052,878
2505900000	Other natural sands, whether or not colored other than metal-bearing sands	563,963	3,332,866	83,087	842,587
2506100000	Quartz	95,903	4,742,097	29,188	512,091
2506200000	Quartzite	60,547	340,481	57,593	270,226
2507000000	Kaolin and other kaolinic clays, whether or not calcined	11,449,745	110,845,637	3,498,819	25,822,558
2508100000	Bentonite	2,261,179	102,727,449	1,034,595	11,923,518
2508300000	Fire-clay	477,458	3,494,519	214,912	1,307,848
2508400000	Other clays	5,462,104	34,229,344	1,005,873	5,666,797
2508500000	Andalusite, kyanite and sillimanite	0	1,003,090	0	399,931
2508600000	Mullite	101,997	970,096	73,670	548,024
2508700000	Chamotte or dinas earths	275,000	3,291,709	49,675	883,760
2509000000	Chalk	396	176,889	2,352	83,766
2510109000	Other natural calcium phosphates, natural aluminium calcium phosphates, unground	21,000	540,860,058	20,680	76,440,793
2510201000	Apatite, ground	26,978,000	58,114,000	9,333,865	13,798,740
2510209000	Other natural calcium phosphates, natural aluminium calcium phosphates, ground	86,543	138,797	107,198	180,098

I.3. IMPOR MENURUT KOMODITI / IMPORT BY HS COMMODITY

\*\*\* AGUSTUS / AUGUST 2008 \*\*\*

HS	Uraian Komoditi Commodity Description	Berat Bersih / Net Weight (Kg)		Nilai / Value C.I.F (US\$)	
		Bulan ini Current Month	Kumulatif Cum.Jan. to date	Bulan ini Current Month	Kumulatif Cum.Jan. to date
2511100000	Natural barium sulphate (barytes)	3,550,010	83,875,778	440,185	8,395,223
2511200000	Natural barium carbonate (witherite)	0	26,000	0	7,280
2512000000	Siliceous fossil meals and similarsiliceous earths	743,650	3,562,167	382,892	1,884,047
2513100000	Pumice stone	12,003	176,088	68,650	469,454
2513200000	Emery, natural corundum, natural garnetand other natural abrasives	1,149,833	15,917,267	690,792	5,728,784
2514000000	Slate, whether or not roughly trimmedor merely cut	72	29,608	530	15,185
2515110000	Marble and travertine, crude or roughlytrimmed	170,301	386,236	127,108	224,393
2515121000	Marble and travertine, merely cut intoblocks	3,862,173	12,228,245	858,362	3,256,060
2515122000	Marble and travertine, merely cut intoslabs	3,203,467	20,012,104	1,198,300	7,047,391
2515200000	Ecaussine & other calcareous monumentalor building stone; alabaster	0	600	0	2,277
2516110000	Granite, crude or roughly trimmed	204,930	3,555,491	35,274	94,958
2516121000	Granite, merely cut into blocks	6,056,383	63,954,638	53,185	1,539,405
2516122000	Granite, merely cut into slabs	2,371,938	19,315,784	840,156	6,287,978
2516200000	Sandstone	299,409	12,536,122	99,870	314,245
2516900000	Other monumental or building stone	187,601	376,972	72,976	137,562
2517100000	Pebbles, gravel, broken/crushed stonewhether or not heat treated	2,126,173	128,430,766	160,786	1,797,673
2517410000	Granules, chippings and powder of marblewhether or not heat treated	5,000,000	25,552,399	110,000	673,305
2517490000	Granules, chippings & powder of stonewhether or not heat treated	537,820	6,611,110	177,982	1,783,699
2518100000	Dolomite, not calcined or sintered	0	12,569	0	18,622
2518200000	Dolomite, calcined or sintered	996,200	6,917,943	220,207	1,262,195
2518300000	Dolomite, ramming mix	83,510	96,253	19,447	26,612
2519100000	Natural magnesium carbonate (magnesite)	3,000	4,720,731	3,012	1,556,002
2519900000	Fused magnesia; dead-burned magnesia	2,690,688	27,291,316	1,078,892	8,241,468
2520100000	Gypsum, anhydrite	77,393,552	929,349,880	2,536,611	26,788,352
2520201000	Plasters, for use in dentistry	0	129,000	0	28,476
2520209000	Other plasters	2,621,231	52,763,348	529,833	5,004,004
2521000000	Limestone flux; limestone and othercalcareous stone	7,238	20,808,819	19,273	1,145,824
2522100000	Quicklime	52,650	26,811,529	10,530	2,487,625
2522200000	Slaked lime	1,013,390	3,612,320	156,971	544,673
2522300000	Hydraulic lime	0	880	0	4,382
2523101000	Cement clinkers, for white cement	0	1,900,933	0	805,534
2523109000	Other cement clinkers	585,718	13,039,597	132,321	863,017
2523210000	Portland cement, white cement, whether or not artificially colored	10	676,833	250	46,516
2523291000	Portland cement, colored cement	60,627,000	573,667,214	2,564,403	23,477,294
2523299000	Other portland cements	2,066,902	205,047,290	130,067	8,561,830
2523300000	Aluminous cement	310,735	4,291,478	160,393	2,622,431
2523900000	Other hydraulic cements	91,174	1,370,914	23,108	611,975
2524100000	Crocidolite	0	20,000	0	5,700
2524900010	Chrysotile	6,993,003	64,219,392	3,054,848	25,886,959
2524900090	Other asbestos, crocidolite & chrysotile	9,674	205,895	2,077	61,429
2525100000	Crude mica and mica rifted into sheetsor splittings	48,000	286,425	22,320	168,140
2525200000	Mica powder	312,813	1,754,927	295,345	2,403,431
2526100000	Natural steatite, not crushed, notpowdered	62,991	2,424,660	28,864	408,680
2526201000	Talc powder, crushed or powdered	10,050,409	81,739,419	1,436,406	10,758,174
2526209000	Oth natural steatite, crushed/powdered	5,369,813	18,236,604	523,333	2,300,714
2528100000	Natural sodium borates and concentrates thereof (whether or not calcined)	30	28,225	377	84,596
2528900000	Natural boric acid containing not morethan 85% of h3bo3 on the dry weight	136,003	1,910,650	73,065	881,854
2529100000	Felspar	17,140,366	171,103,349	1,448,047	14,692,821
2529210000	Fluorspar, containing by weight 97% orless of calcium fluoride	180,261	889,105	70,685	282,865
2529220000	Fluorspar, containing by weight morethan 97% of calcium fluoride	104,009	1,390,607	60,764	693,691
2529300000	Leucite; nepheline & nepheline syenite	530,312	3,752,901	140,824	835,735
2530100000	Vermiculite, perlite and chlorites,unexpanded	132,806	2,548,521	65,191	951,585
2530201000	Kieserite	12,970,645	123,563,805	2,598,698	23,166,097
2530900000	Other mineral substances not elsewherespecified or included	2,346,233	20,301,352	802,395	6,271,386
2601110000	Iron ores and concentrates, other thanroasted iron pyrites :non agglomerated	78,680	1,323,627,797	30,638	204,073,669
2601120000	Iron ores and concentrates, other thanroasted iron pyrites :agglomerated	628,350	213,803,716	227,515	30,842,241
2601200000	Roasted iron pyrites	181,001	576,595	121,688	293,338
2602000000	Manganese ores & concentrates,includingferruginous manganese, m.content >= 20%	29,823	1,692,847	47,628	740,692
2603000000	Copper ores and concentrates	97	16,628	99	17,021
2604000000	Nickel ores and concentrates	0	24,112	0	38,357
2605000000	Cobalt ores and concentrates	0	34,073	0	1,390,942
2606000000	Aluminium ores and concentrates	0	1,107,620	0	441,645
2607000000	Lead ores and concentrates	174,152	2,739,989	154,330	1,570,231
2608000000	Zinc ores and concentrates	0	333,004	0	697,957
2609000000	Tin ores and concentrates	1,684	227,504	12,588	304,269
2610000000	Chromium ores and concentrates	225,000	2,093,657	103,275	964,662
2611000000	Tungsten ores and concentrates	4	351	153	1,593
2612100000	Uranium ores and concentrates	0	31,288	0	25,704
2613900000	Molybdenum ores and concentrates,other than roasted	1,748	7,187	19,991	275,303
2614001000	Titanium ores and concentrates,ilmenite ores and concentrates	0	50,000	0	25,722
2614009000	Titanium ores and concentrates,other than ilmenite ores & concentrates	343,657	3,257,555	262,756	2,377,349
2615100000	Zirconium ores and concentrates	1,560,329	12,816,733	1,737,595	13,862,750
2615900000	Other niobium, tantalum ores andconcentrates vanadium or zirconium ores	118,251	642,451	132,346	1,104,792

**I.3. IMPOR MENURUT KOMODITI / IMPORT BY HS COMMODITY**  
**\*\*\* AGUSTUS / AUGUST 2008 \*\*\***

HS	Uraian Komoditi Commodity Description	Berat Bersih / Net Weight (Kg)		Nilai / Value C.I.F (US\$)	
		Bulan ini Current Month	Kumulatif Cum.Jan. to date	Bulan ini Current Month	Kumulatif Cum.Jan. to date
2616100000	Silver ores and concentrates	0	440	0	37,145
2616900000	Precious metal ores other than silverores	0	30	0	210
2617100000	Antimony ores and concentrates	5,451	30,455	30,677	146,998
2617900000	Other ores and concentrates.	0	467,420	0	179,566
2618000000	Granulated slag (slag sand)from themanufacture of iron or steel	5,000	34,111	23,000	77,591
2619000000	Slag,dross (not granula slag),& othwaste from the manufac. of iron or steel	773,300	7,486,641	76,452	732,199
2620190000	Ash & residues containing mainly zinc,other than hard zinc spelter	112,062	144,930	213,917	259,465
2620290000	Ash & residues containing mainly lead,other than leaded gasoline sludges	0	203	0	3,652
2620990000	Oth metals or their compounds ash & residues containing mainly tin	15	1,508	116	14,643
2621900000	Seaweed ash (kelp)	0	960,100	0	733,144
2701110000	Anthracite	11,774,889	74,559,439	3,155,085	13,331,235
2701121000	Bituminous coal: coking coal	0	42,000	0	16,170
2701129000	Bituminous coal: other than coking coal	460,000	1,995,718	139,840	529,616
2701190000	Other coal	211,617	946,339	306,830	804,487
2701200000	Briquettes,ovoids & similar solid fuelsmanufactured from coal	299,000	1,399,779	77,250	377,137
2702100000	Lignite, whether or not pulverised, butnot agglomerated	17,693	17,695	30,451	30,474
2702200000	Agglomerated lignite	6,520	89,280	10,894	143,217
2703001000	Peat, whether or not compressed intobales, but not agglomerated	0	65,171	0	21,867
2703002000	Agglomerated peat	14,257	253,236	4,156	52,629
2704001000	Coke & semi-coke of coal	6,245,118	39,108,960	3,277,110	16,590,721
2704003000	Retort carbon	897,600	3,049,517	282,896	733,515
2705000000	Coal gas, water gas, producer gas andsimilar gases other than petroleum gas	5	70,366	2,913	739,119
2706000000	Tar distilled from coal,from lignite orfrom peat & other mineral tars	90,000	712,338	42,251	464,276
2707100000	Benzol (benzene)	0	50,029	0	77,145
2707200000	Toluol (toluene)	37,392	201,863	57,255	250,010
2707300000	Xylol (xylenes)	108	1,286	850	6,811
2707400000	Napthalene	87,357	342,667	193,741	691,968
2707500000	Oth. aromatic hydrocarbon mix.of >= 65%by volume,distils at 250.c, astm d 86 m	2,073,806	13,423,925	2,939,812	15,726,115
2707910000	Creosote oils	0	88,317	0	137,667
2707992000	Carbon black feedstock	51,600	223,301	114,912	650,072
2707999000	Other products of the distilled of hightemperature coal tar	1,984,243	8,094,219	1,998,057	8,255,469
2708100000	Pitch	187,135	7,169,630	112,672	3,860,982
2708200000	Pitch coke	0	4,716,240	0	1,563,722
2709001000	Crude petroleum oil	1,096,070,477	8,665,699,438	1,061,832,988	7,791,790,592
2709002000	Condensate	40	85,505	107	62,353
2709009000	Other petroleum oil, crude	192,217	10,798,836	165,931	9,308,418
2710111100	Motor spirit, premium leaded	46,207	344,796	177,452	508,692
2710111200	Motor spirit, premium unleaded	433,544,897	3,912,687,593	474,463,305	4,118,739,481
2710111300	Motor spirit, regular leaded	0	12,759,293	0	13,988,412
2710111400	Motor spirit, regular unleaded	10,084,163	105,629,968	10,580,621	113,992,147
2710111500	Other motor spirit, leaded	0	153,835	0	327,086
2710111600	Other motor spirit, unleaded	26,845	205,119,103	76,279	190,271,068
2710113000	Tetrapropylene	57,273	9,289,526	103,984	11,695,476
2710114000	White spirit	445,141	2,099,238	776,685	3,278,491
2710115000	Low aromatic solvents containing byweight <= 1 % aromatic content	3,457,503	13,661,587	4,891,318	17,933,606
2710116000	Other solvent spirits	83,496,222	83,705,617	85,328,157	85,644,426
2710117000	Naphtha, reformat or preparations forpreparing spirits	141,552,505	907,154,201	159,703,299	854,753,246
2710119000	Other petroleum oil, light oil & otherthan crude	703,498	27,911,133	1,328,913	31,342,152
2710191300	Aviation turbine fuel (jet fuel) havinga flash point of not less than 23-c	57,812	115,924	100,357	208,972
2710191400	Aviation turbine fuel (jet fuel) havinga flash point of less than 23-c	71,406,244	502,596,602	85,963,290	535,318,926
2710191600	Kerosene	68,235,564	317,906,413	77,759,930	320,310,363
2710191900	Other medium oils and preparations	9,696,481	67,551,875	15,924,225	92,070,916
2710192000	Topped crudes	88,372	270,644	160,565	466,123
2710193000	Carbon black feedstock oil	9,878	131,163,222	47,869	57,499,157
2710194100	Lubricating oil basestock	8,992,494	69,345,660	13,377,133	78,046,571
2710194200	Lubricating oils for aircraft engines	1,164	53,838	11,588	214,598
2710194300	Other lubricating oils	9,884,637	82,763,718	20,678,261	153,446,487
2710194400	Lubricating greases	1,265,463	9,597,135	5,224,055	22,093,976
2710195000	Hydraulic brake fluid	26,951	164,316	76,430	294,828
2710196000	Transformer and circuit breakers oils	783,205	6,232,709	1,214,938	7,974,155
2710197100	High speed diesel fuel	802,137,757	7,499,838,269	831,618,481	7,787,560,505
2710197200	Other diesel fuel	24,619,159	83,582,113	26,784,822	89,173,186
2710197900	Other fuel oils	348,092,956	1,669,680,274	258,794,647	1,056,749,982
2710199000	Oth petroleum oils & oils obtained frombituminous minerals (other than crude)	474,677	6,871,948	1,244,587	11,429,074
2710910000	Waste oil, containing polychlorinatedbibphenyls (PCBs),pcis or pbbs	0	530	0	770
2710990000	Other waste oils	7,302	164,285	38,013	533,719
2711110000	Liquid natural gas	1,696	2,320	21,954	39,539
2711120000	Liquid propane	5,174	80,929	8,016	223,660
2711130000	Liquid butanes	3	20,405,313	26	20,529,427
2711141000	Liquid ethylene	3,458,942	15,436,107	4,922,238	21,188,134
2711149000	Liquid propylene, butylene & butadiene	0	6	0	316
2711190000	Other liquid petroleum gas	5,026,627	13,836,135	4,886,332	13,351,272
2711210000	Natural gas in gaseous state	0	332	0	8,364



**I.3. IMPOR MENURUT KOMODITI / IMPORT BY HS COMMODITY**  
**\*\*\* AGUSTUS / AUGUST 2008 \*\*\***

HS	Uraian Komoditi Commodity Description	Berat Bersih / Net Weight (Kg)		Nilai / Value C.I.F (US\$)	
		Bulan ini Current Month	Kumulatif Cum.Jan. to date	Bulan ini Current Month	Kumulatif Cum.Jan. to date
2711290000	Other petroleum gas in gaseous state	1,812	12,832	15,080	101,776
2712100000	Petroleum jelly	599,397	3,085,232	1,140,630	5,361,096
2712200000	Paraffin wax containing by weight less than 0.75% of oil	102,096	605,260	225,461	999,551
2712901000	Other paraffin wax	1,380,635	14,163,326	1,922,043	16,548,868
2712909000	Microcrystalline petroleum wax, slackwax, ozokerite, lignite wax, peat wax	372,897	3,507,025	825,091	6,102,029
2713110000	Petroleum coke, not calcined	4,108,860	11,894,433	947,914	2,452,757
2713120000	Petroleum coke, calcined	5,528,640	29,513,622	3,492,750	15,373,468
2713200000	Petroleum bitumen	36,344,098	216,888,546	19,278,148	97,699,272
2713900000	Other residues of petroleum oils or of oils obtained from bituminous minerals	638,341	7,988,083	526,801	5,391,309
2714100000	Bitumen and asphalt, natural bituminous oil shale and tar sands	0	156,771	0	73,715
2714900000	Bitumen and asphalt, natural asphaltites and asphaltic rocks	2,712,311	50,031,161	1,540,665	21,136,994
2715000000	Bituminous mix. based on natur. asphalt natur. bitumen, on petroleum bitumen	735,621	1,771,891	480,604	1,307,474
2801100000	Chlorine	176,098	862,056	82,625	398,515
2801200000	Iodine	1,312	5,747	18,259	66,814
2801300000	Fluorine; bromine	614	61,358	21,954	403,728
2802000000	Sulphur, sublimed or precipitated, colloidal sulphur	945,361	57,577,243	811,956	27,793,964
2803001000	Rubber grade carbon black	4,810,887	42,328,320	5,803,718	44,859,858
2803002000	Acetylene black	503,478	3,621,231	1,205,433	7,999,017
2803003000	Other carbon blacks	1,592,445	11,009,575	2,340,702	13,296,701
2803009000	Other carbon	890,496	9,770,699	1,573,758	10,902,435
2804100000	Hydrogen	107,731	676,112	54,290	841,454
2804210000	Argon	681,492	4,957,314	362,553	2,589,764
2804290000	Other rare gases	108,367	731,629	134,654	2,096,593
2804300000	Nitrogen	1,181,775	10,467,788	238,064	2,404,271
2804400000	Oxygen	2,211,956	17,569,233	500,263	3,789,450
2804500000	Boron; tellurium	14	525	332	1,074
2804610000	Silicon, containing by weight >= 99.99%	995	16,799	2,178	48,516
2804690000	Silicon, containing by weight < 99.99%	443,487	4,562,049	1,070,944	10,263,539
2804700000	Phosphorus	5,274	140,912	72,142	942,989
2804800000	Arsenic	53,000	264,246	50,313	260,539
2804900000	Selenium	2,625	11,826	107,403	807,673
2805110000	Sodium	142,192	879,207	297,641	2,876,505
2805120000	Calcium	35,384	426,326	76,753	871,071
2805190000	Other alkali or alkaline-earth metals	172,587	2,649,826	63,583	2,316,341
2805300000	Rare-earth metals, scandium & yttrium whether or not intermixed or interalloy	0	2,891	0	98,536
2805400000	Mercury	1	5,387	96	146,310
2806100000	Hydrogen chloride (hydrochloric acid)	98,858	431,795	46,462	348,189
2806200000	Chlorosulphuric acid	0	1	0	32
2807000000	Sulphuric acid; oleum.	48,040	50,832,877	30,623	6,033,993
2808000000	Nitric acid; sulphonitric acids	1,049,969	7,450,837	560,317	3,201,591
2809100000	Diphosphorus pentoxide	3	41,884	47	114,556
2809203000	Phosphoric acids, hypophosphoric acids and hypophosphoric acids	1,649,201	5,757,407	2,779,132	7,027,727
2809209000	Other phosphoric acids, hypophosphoric acids and hypophosphoric acids	8,351,646	69,876,845	11,908,209	70,920,238
2810000000	Oxide of boron; boric acids	317,754	3,027,930	245,002	2,129,944
2811110000	Hydrogen fluoride (hydrofluoric acid)	78,071	850,065	139,433	969,393
2811191000	Arsenic acid	0	347,359	0	302,067
2811199000	Other inorganic acids	112,380	843,053	171,772	992,016
2811210000	Carbon dioxide	147,299	1,570,442	40,190	669,267
2811221000	Silica powder	1,305,983	12,530,101	1,500,069	12,336,223
2811229000	Silicon dioxide, other form	2,217,298	8,173,267	1,960,074	8,982,859
2811291000	Diarsenic pentoxide	1	4,899	15	6,976
2811299000	Other inorganic oxygen compounds of non metals	189,114	912,870	381,925	1,723,474
2812100000	Chlorides and chloride oxides	16,003	37,973	49,672	111,216
2812900000	Other halides and halide oxides of nonmetals	3,284	144,304	51,324	484,080
2813100000	Carbon disulphide	9	585	513	6,919
2813900000	Other sulphides of non-metal	147	21,863	1,250	14,528
2814100000	Anhydrous ammonia	10,540	3,044,111	13,313	1,494,495
2814200000	Ammonia in aqueous solution	26,699	95,905	41,699	165,050
2815110000	Sodium hydroxide (caustic soda), solid	1,464,493	10,194,597	793,464	4,959,229
2815120000	Sodium hydroxide (caustic soda), in aqueous solution (lye or liquid soda)	235,961	1,790,682	124,693	1,055,816
2815200000	Potassium hydroxide (caustic potash)	1,266,357	7,054,529	1,740,941	7,174,684
2815300000	Peroxides of sodium or potassium	0	18,259	0	77,547
2816100000	Hydroxide and peroxide of magnesium	126,375	489,800	341,157	1,356,968
2816400000	Oxides, hydroxides & peroxides, of strontium or barium	26	160,397	1,100	115,425
2817001000	Zinc oxide	430,793	3,582,478	846,781	7,506,245
2817002000	Zinc peroxide	575	183,243	3,147	486,820
2818100000	Artificial corundum, whether or not chemically defined	34,532	986,133	38,402	845,274
2818200000	Aluminium oxide, other than artificial corundum	91,014,649	301,209,771	44,708,246	133,191,981
2818300000	Aluminium hydroxide	18,703,868	67,334,577	6,416,708	23,699,120
2819100000	Chromium trioxide	75,413	581,038	264,607	2,052,520
2819900000	Other chromium oxides and hydroxides	95,774	594,922	116,939	915,575
2820100000	Manganese dioxide	2,548,016	16,006,966	4,389,622	23,620,897
2820900000	Other manganese dioxide	50,594	823,929	55,960	888,533

**I.3. IMPOR MENURUT KOMODITI / IMPORT BY HS COMMODITY**  
**\*\*\* AGUSTUS / AUGUST 2008 \*\*\***

HS	Uraian Komoditi Commodity Description	Berat Bersih / Net Weight (Kg)		Nilai / Value C.I.F (US\$)	
		Bulan ini Current Month	Kumulatif Cum.Jan. to date	Bulan ini Current Month	Kumulatif Cum.Jan. to date
2821100000	Iron oxides and hydroxides	981,891	9,383,387	942,377	7,754,201
2821200000	Earth colors	0	25,370	0	43,918
2822000000	Cobalt oxides and hydroxides, commercial	17,339	129,997	734,925	4,023,493
2823000000	Titanium oxides.	1,151,627	8,087,975	2,693,156	18,551,082
2824100000	Lead monoxide (litharge, massicot)	91,437	757,671	245,875	2,296,448
2824900000	Other lead monoxide	20,600	8,357,396	45,820	1,337,125
2825100000	Hydrazine, hydroxylamine, inorganic salt	73,411	836,370	231,421	2,291,214
2825200000	Lithium oxide and hydroxide	44	93,358	286	819,993
2825300000	Vanadium oxides and hydroxides	2,185	66,269	30,667	564,593
2825400000	Nickel oxides and hydroxides	33,374	140,881	674,351	3,116,666
2825500000	Copper oxides and hydroxides	70,923	523,179	465,361	3,621,891
2825600000	Germanium oxides and zirconium dioxide	50	3,709	636	34,305
2825700000	Molybdenum oxides and hydroxides	0	4,306	0	18,894
2825800000	Antimony oxides	74,905	494,193	398,610	2,492,101
2825900000	Other inorganic bases	98,446	422,305	199,455	1,233,793
2826120000	Fluorides of aluminium	0	180,416	0	64,552
2826190000	Other fluorides	131,134	1,369,523	164,518	1,277,518
2826300000	Sodium hexafluoroaluminate (syntheticcryolite)	4,125	8,805	10,194	18,588
2826900000	Other complex fluorine salt.	184,615	1,156,592	469,955	2,350,922
2827100000	Ammonium chloride	403,147	3,419,596	219,748	1,203,203
2827201000	Calcium chloride, commercial grades	128,000	946,989	28,680	200,242
2827209000	Calcium chloride, not commercial grades	2,030,818	8,201,412	536,108	2,279,097
2827310000	Other chlorides of magnesium	581	347,322	6,860	179,644
2827320000	Other chlorides of aluminium	1,259,291	10,866,554	548,760	4,355,770
2827350000	Other chlorides of nickel	1,168	91,317	6,647	505,661
2827390010	Other chlorides of zinc	102,638	716,398	121,453	902,297
2827390090	Other chlorides of iron, cobaltd and ofother materials	133,603	1,263,668	122,992	1,089,056
2827410000	Chloride oxides & chloride hydroxides,of copper	4,000	21,545	15,920	86,985
2827490000	Other chloride oxides & chloridehydroxides	62,198	746,939	153,743	996,270
2827510000	Bromides of sodium or of potassium	21,495	295,150	44,033	475,368
2827590000	Other bromides	21,451	243,517	23,594	464,762
2827600000	Iodides and iodide oxides	16,291	46,473	92,748	545,468
2828100000	Commercial calcium hypochlorite & othercalcium hypochlorites	283,356	1,883,167	367,873	2,453,371
2828901000	Sodium hypochlorite	5,085	91,844	2,688	83,734
2828909000	Other hypochlorite	411,571	2,381,589	464,409	2,238,345
2829110000	Chlorates of sodium	19,806	7,531,723	37,340	5,389,465
2829190000	Other chlorates	333,515	2,531,099	371,271	2,700,711
2829900000	Bromat dan perbromat, iodat & periodat	3,224	199,999	21,236	757,281
2830100000	Sodium sulphides	144,297	6,312,607	92,841	4,264,236
2830900000	Other sulphides	55,462	371,546	145,375	707,914
2831100000	Dithionites and sulphoxylates of sodium	839,171	5,247,893	1,275,256	6,980,188
2831900000	Other dithionites and sulphoxylates	0	166,117	0	347,280
2832100000	Sodium sulphites	6,765,135	16,129,699	1,854,160	6,104,334
2832200000	Other sulphites	47,224	8,392,282	51,959	1,493,406
2832300000	Thiosulphates	238,055	2,669,076	136,222	1,258,122
2833110000	Disodium sulphate	19,465,156	123,479,382	3,955,627	21,087,346
2833190000	Other sodium sulphates	9,545,640	57,933,227	1,420,493	8,849,335
2833210000	Magnesium sulphate	2,750,337	12,797,371	709,417	2,955,333
2833221000	Aluminium sulphate :commercial grade	0	616	0	1,578
2833229000	Aluminium sulphate:other grade	3,055	194,930	4,519	84,639
2833240000	Nickel sulphate	56,510	417,545	527,408	3,943,889
2833250000	Copper sulphate	1,207,172	4,441,156	2,954,026	9,599,689
2833270000	Barium sulphate	277,021	1,513,005	230,221	1,169,332
2833291000	Of chromium or zinc	234,179	2,639,602	307,720	2,422,162
2833292000	Tribasic lead sulphate	51,941	128,180	88,060	376,036
2833299000	Other sulphate of other material	546,510	3,210,650	502,093	2,358,748
2833300000	Alums	20,004	840,806	9,176	291,350
2833400000	Peroxosulphates (persulphates)	75,740	1,093,182	75,666	1,026,363
2834100000	Nitrites	160,158	1,971,555	129,234	1,066,449
2834210000	Nitrates of potassium	138,130	1,346,721	157,226	959,412
2834290000	Other nitrates	355,490	2,717,993	376,145	1,971,330
2835100000	Phosphinates (hypophosphites) andphosphonates (phosphites)	112,974	739,034	224,828	1,350,340
2835220000	Phosphates of mono- or disodium	285,368	1,907,449	383,183	1,754,108
2835240000	Phosphates of potassium	452,610	1,565,501	1,388,229	3,436,506
2835251000	Dicalcium phosphate, feed grade	1,230,415	21,380,340	976,208	11,206,173
2835259000	Oth hypophosphites, phosphonates andand phosphates, polyphosphates	271,366	4,519,164	300,755	2,586,019
2835260000	Other phosphates of calcium	2,578,989	27,141,299	3,177,933	19,583,018
2835290000	Other phosphates	190,942	1,853,636	347,396	3,035,286
2835310000	Sodium triphosphate (sodiumtripolyphosphate)	2,842,736	22,530,531	3,887,988	24,160,315
2835391000	Tetranatrium pirofosfat	43,477	437,542	86,170	658,750
2835399000	Other polyphosphates	588,112	4,283,940	1,275,730	6,482,819
2836200000	Disodium carbonate	95,210,856	583,543,988	31,012,568	174,067,225
2836300000	Sodium hydrogencarbonate (sodium bicarbonate)	5,281,710	46,155,158	1,968,038	14,486,692

I.3. IMPOR MENURUT KOMODITI / IMPORT BY HS COMMODITY

\*\*\* AGUSTUS / AUGUST 2008 \*\*\*

HS	Uraian Komoditi Commodity Description	Berat Bersih / Net Weight (Kg)		Nilai / Value C.I.F (US\$)	
		Bulan ini Current Month	Kumulatif Cum.Jan. to date	Bulan ini Current Month	Kumulatif Cum.Jan. to date
2836400000	Potassium carbonates	728,716	5,176,049	808,026	4,209,075
2836501000	Calcium carbonate, food or pharmaceutical grade	938,457	12,370,104	331,380	3,782,557
2836509000	Calcium carbonate, other grade	5,997,451	50,788,912	2,039,652	14,374,876
2836600000	Barium carbonate	49,150	2,742,017	25,866	840,615
2836910000	Lithium carbonates	21	69,023	266	502,904
2836920000	Strontium carbonate	24,360	601,517	11,640	332,650
2836990000	Other carbonates	1,104,151	13,435,079	671,429	7,590,537
2837110000	Cyanides and cyanide oxides, of sodium	132,050	2,104,920	238,229	3,527,670
2837190000	Other cyanides and cyanide oxides	8,010	491,626	60,075	704,567
2837200000	Complex cyanides	0	3	0	29
2839110000	Sodium metasilicates	278,437	2,500,716	119,918	1,067,854
2839191000	Sodium silicates	1,996,385	15,856,690	617,469	4,686,898
2839199000	Other silicates of sodium	586,905	6,250,354	422,057	3,786,502
2839900000	Other silicates; commercial alkali metasilicates	2,001,236	8,488,814	1,212,897	6,542,861
2840110000	Disodium tetraborate (refined borax), anhydrous	0	21,383	0	19,657
2840190000	Other disodium tetraborate (refined borax)	4,282,438	22,961,608	2,396,689	11,965,742
2840200000	Other borates	10,630	230,277	8,891	160,138
2840300000	Peroxoborates (perborates)	29,000	185,287	34,742	203,896
2841300000	Sodium dichromate	0	164,629	0	237,776
2841500000	Other chromates and dichromates, peroxochromates	679	72,927	10,005	272,080
2841610000	Potassium permanganate	40,000	271,329	136,000	639,830
2841690000	Other manganese	1	3,134	559	9,968
2841700000	Molybdates	3,069	38,556	88,958	630,291
2841800000	Tungstates (wolframates)	0	2,720	0	18,346
2841900000	Other salts of oxometallic or peroxometallic acids	20,819	235,028	173,687	1,453,365
2842100000	Double/complex silicates, including aluminosilicates w. or not chemically defined	170,502	2,377,014	99,988	1,721,935
2842901000	Sodium arsenite	12,747	153,083	33,686	221,845
2842902000	Copper and/or chromium salts	0	5,185	0	31,057
2842909000	Other salts of inorganic acids/peroxyacid	117,727	743,455	444,172	3,132,827
2843100000	Colloidal precious metals	0	435	0	30,318
2843210000	Silver nitrate	134	2,340	23,303	127,595
2843290000	Other silver compounds	10,533	42,426	373,326	2,391,205
2843300000	Gold compounds	69	1,248	717,614	2,141,289
2843900000	Other amalgams and other compound colloidal precious metals	7	1,013	47,280	168,921
2844109000	Ceramic products & mixtures containing natural uranium	34	6,428	2,868	677,635
2844209000	Ceramic products & mixtures containing uranium enriched in U-235, plutonium	0	1,500	0	7,664
2844301000	Uranium depleted in U-235 & its compounds, thorium and its compounds	108	108	10,259	10,259
2844309000	Ceramic products & mixtures containing uranium depleted in U-235, thorium	0	112	0	1,223
2844401900	Other radioactive elements & isotopes & compounds, radioactive residues	12	2,935	1,163	377,003
2844409000	Ceramic products & mixtures containing isotopes or compounds, radioactive residues	1,050	17,632	182,033	1,896,209
2845100000	Heavy water (deuterium oxide)	0	54	0	4,434
2845900000	Other isotopes other than those heading 28.44	48	62,082	394	41,777
2846100000	Cerium compounds	4,321	7,471	20,943	54,394
2846900000	Other compounds, inorganic or organic of rare-earth metal	119	15,445	691	100,617
2847001000	Liquid hydrogen peroxide, whether or not solidified with urea	1,156,666	9,625,970	556,929	4,383,864
2847009000	Hydrogen peroxide, whether or not solidified with urea other form	189,125	1,201,992	117,066	712,899
2848000000	Phosphides, whether or not chemically defined excluding ferrophosphorus	0	22,016	0	68,128
2849100000	Carbides, whether or not chemically defined of calcium	738,930	8,025,097	481,853	3,972,764
2849200000	Carbides, whether or not chemically defined of silicon	560,780	3,715,107	749,797	4,099,320
2849900000	Carbides, whether or not chemically defined of other material	1,739	559,756	111,375	1,452,785
2850000000	Hydrides, nitrides, azides, silicides and borides	236	1,763	5,633	46,190
2852001000	Mercury sulphate	0	744	0	5,802
2852009000	Other compounds, inorganic/organic, of mercury, excluding amalgams	122	13,646	4,065	53,985
2853000000	Liquid, compressed air, other inorganic (including distilled conductivity water, similar)	2,572	8,553,438	14,018	1,135,633
2901100000	Saturated acyclic hydrocarbons	1,027,070	4,474,164	1,929,555	6,617,409
2901210000	Ethylene	57,350,090	286,937,753	92,285,225	382,487,630
2901220000	Propene (propylene)	15,849,426	159,997,658	26,501,185	226,062,323
2901230000	Butene (butylene) and isomers thereof	2,993,737	11,589,795	5,145,114	18,031,871
2901240000	Buta-1, 3-diene and isoprene	5,626,608	34,784,162	17,578,016	70,153,359
2901291000	Acetylene	3,907	10,721	6,452	45,898
2901299000	Other unsaturated acyclic hydrocarbons	64,513	574,297	148,561	1,270,795
2902110000	Cyclohexane	47,935	296,290	106,253	453,289
2902190000	Other cyclohexanes	131,064	807,791	345,494	1,802,259
2902200000	Benzene	5,723,042	90,525,918	7,624,225	100,287,463
2902300000	Toluene	7,634,882	66,443,128	10,870,362	77,064,561
2902410000	O-xylene	6,383,425	23,854,307	9,109,061	29,117,645
2902420000	M-xylene	0	54,012	0	53,989
2902430000	P-xylene	56,428,747	478,451,724	87,149,634	632,718,147
2902440000	Mixed xylene isomers	4,108,842	26,302,379	6,273,982	30,922,610
2902500000	Styrene	36,523	702,972	56,745	1,169,374
2902600000	Ethylbenzene	2	2,865	99	5,909
2902700000	Cumene	921,463	2,785,304	1,585,168	4,224,330
2902901000	Dodecylbenzene	44,564	542,214	86,079	923,902

**I.3. IMPOR MENURUT KOMODITI / IMPORT BY HS COMMODITY**  
**\*\*\* AGUSTUS / AUGUST 2008 \*\*\***

HS	Uraian Komoditi Commodity Description	Berat Bersih / Net Weight (Kg)		Nilai / Value C.I.F (US\$)	
		Bulan ini Current Month	Kumulatif Cum.Jan. to date	Bulan ini Current Month	Kumulatif Cum.Jan. to date
2902902000	Alkylbenzenes	89,930	874,176	109,791	1,588,905
2902909000	Other cyclic hydrocarbons.	553,355	5,094,261	836,771	7,901,486
2903111000	Methyl chloride used in the manufacture of herbicides	132,893	554,215	370,279	1,100,154
2903119000	Other methyl chloride	0	20,157	0	17,661
2903120000	Dichloromethane (methylene chloride)	1,020,065	5,695,222	769,500	3,899,838
2903130000	Chloroform (trichloromethane)	63,734	343,773	291,531	1,347,749
2903150000	1,2-dichloroethane (ethylene dichloride)	3	103	47	1,447
2903190090	Other halogenated derivatives of hydrocarbons	1,284	659,998	16,992	802,352
2903211000	Vinyl chloride monomer (vcn)	17,298,083	107,748,277	17,572,514	99,496,169
2903219000	Other vinyl chloride (chloroethylene)	0	241,846	0	916,998
2903220000	Trichloroethylene	257,133	1,842,730	222,354	1,546,611
2903230000	Tetrachloroethylene (perchloroethylene)	87,449	808,022	68,083	617,791
2903290000	Other unsaturated chlorinated derivatives of acyclic hydrocarbons	87,906	1,019,125	374,936	3,549,549
2903310000	Ethylene dibromide (iso)(1,2-dibromoethane)	37,103	72,244	90,234	183,323
2903390000	Oth fluorinated, brominated/iodinated	0	285,533	0	1,104,484
2903440000	Dichlorotetrafluoroethanes and chloropenta fluoroethane	0	1,440	0	36,290
2903450000	Other derivatives perhalogenated only with fluorine and chlorine	4,586	29,812	9,450	72,910
2903470000	Other perhalogenated derivatives	0	7,185	0	17,169
2903490000	Derivatives of methane, ethane/propane, halogenated with fluorine & chlorine	385,146	3,745,360	922,035	6,203,294
2903590000	Other halogenated derivatives of cyclanic cyclenic/cycloterpenic hydrocarbon	5	30,481	28	72,919
2903610000	Chlorobenzene, o-dichlorobenzene and p-dichlorobenzene	206,049	1,725,433	299,828	2,346,482
2903690000	Other halogenated derivatives of aromatic	18,962	228,632	27,711	347,027
2904100000	Derivatives containing only sulphogroups their salts and ethyl esters	590,016	5,151,204	739,593	5,693,224
2904200000	Derivatives containing only nitro or only nitroso groups	0	613,472	0	1,144,876
2904900000	Other derivatives of hydrocarbons, whether or not halogenated	3,396	106,263	20,809	5,919,900
2905110000	Methanol (methyl alcohol)	16,257,335	46,790,660	8,352,065	21,922,194
2905120000	Propan-1-ol (propyl alcohol) & propan-2-ol (isopropyl alcohol)	4,558,660	18,544,407	7,951,663	27,787,931
2905130000	Butan-1-ol (n-butyl alcohol)	3,007,783	18,197,022	5,925,804	29,207,567
2905140000	Other butanols	152,476	2,896,891	240,110	3,880,192
2905160000	Octanol (octyl alcohol) and isomers thereof	1,399,911	11,501,723	3,051,969	21,272,900
2905170000	Dodecan-1-ol (lauryl alcohol), hexadecan-1-ol, and octadecan-1-ol	64,493	600,601	152,572	1,235,596
2905190000	Other sulphonated, nitrated/nitrosated	696,226	1,756,236	1,561,261	3,590,095
2905220000	Acyclic terpene alcohols	123,983	905,876	818,414	5,747,350
2905290000	Other unsaturated monohydric alcohols	63,115	367,866	291,577	2,299,229
2905310000	Ethylene glycol (ethanediol)	29,245,166	221,761,101	36,387,099	291,560,968
2905320000	Propylene glycol (propane-1, 2- diol)	3,014,669	17,558,117	5,386,293	30,564,416
2905390000	Other diols	198,074	2,648,951	664,596	6,963,075
2905410000	2-ethyl-2-(hydroxymethyl) propane-1,3-(trimethylolpropane)	44,012	238,022	91,277	503,221
2905420000	Pentaerythritol	566,574	4,430,916	1,126,934	8,694,412
2905430000	Mannitol	6,402	228,040	56,545	743,920
2905440000	D-glucitol (sorbitol)	100,647	659,179	97,247	576,132
2905450000	Glycerol	60,237	1,697,112	79,149	2,457,640
2905490000	Other polyhydric alcohols	125,722	499,028	207,960	1,596,630
2905510000	Ethchlorvynol (inn)	0	337	0	1,427
2905590000	Other halogenated, sulphonated, nitrated derivatives of acyclic alcohols	636	136,358	4,046	406,928
2906110000	Menthol	16,518	199,909	302,388	2,992,080
2906120000	Cyclohexanol, methylcyclohexanols and dimethylcyclohexanols	112	1,563	462	19,437
2906130000	Sterols and inositols	46,664	329,786	246,976	2,146,437
2906190000	Other cyclanic, cyclenic/cycloterpenic	15,673	268,403	138,842	1,874,838
2906210000	Benzyl alcohol	63,061	580,158	163,386	1,511,731
2906290000	Other aromatic alcohol	24,446	328,027	209,745	2,057,067
2907110000	Phenol (hydroxybenzene) and its salts	1,438,152	13,475,954	2,532,714	22,475,657
2907120000	Cresols and their salts	81,155	730,452	230,857	1,721,994
2907130000	Octylphenol, nonylphenol and their isomers, salts thereof	216,523	1,904,245	457,374	3,677,412
2907150000	Naphthols and their salts	2,528	70,016	5,107	158,587
2907190000	Other monophenols	82,500	868,153	329,142	2,830,586
2907210000	Resorcinol and its salts	45,746	303,054	277,494	1,792,221
2907220000	Hydroquinone (quinol) and its salts	14,604	249,573	111,028	2,069,566
2907230000	4,4-isopropylidenediphenol (bisphenola, diphenylolpropane) and its salts	49,000	241,693	123,500	419,875
2907290000	Other polyphenols; phenol-alcohols	12,555	253,546	66,613	961,812
2908110000	Pentachlorophenol (iso)	6,000	84,005	45,300	634,138
2908190000	Oth derivatives containing only halogensubstituents and their salts	28	80,570	352	83,530
2908910000	Dinoseb (iso) and its salts	39,740	143,680	163,937	568,464
2908990000	Oth derivatives containing only sulphogroups their salts and esters	12,423	1,145,438	51,016	613,602
2909110000	Diethyl ether	0	6,660	0	56,180
2909191000	Methyl tertiary butyl ether	159	283	2,541	4,929
2909199000	Other acyclic ethers and their halogenated	13,369	63,582	206,253	974,674
2909200000	Cyclanic, cyclenic or cycloterpenicethers & their halogenated derivatives	1,135	4,587	22,844	126,471
2909300000	Aromatic ethers & their halogenated, sulphonated, or nitrosated derivatives	50,621	507,077	170,274	2,099,327
2909410000	2,2-oxydiethanol (diethylene glycol, digol)	527,298	4,955,598	563,298	5,470,227
2909430000	Monobutyl ethers of ethylene glycol or of diethylene glycol	1,249,342	10,666,422	2,689,668	22,218,256
2909440000	Other monoalkylethers of ethyleneglycol or of diethylene glycol	602,867	4,547,748	1,176,521	8,197,660
2909490000	Other ether-alcohols, their halogenated, sulphonated, nitrated derivatives	588,537	5,620,982	1,812,166	14,558,087

**I.3. IMPOR MENURUT KOMODITI / IMPORT BY HS COMMODITY**  
**\*\*\* AGUSTUS / AUGUST 2008 \*\*\***

HS	Uraian Komoditi Commodity Description	Berat Bersih / Net Weight (Kg)		Nilai / Value C.I.F (US\$)	
		Bulan ini Current Month	Kumulatif Cum.Jan. to date	Bulan ini Current Month	Kumulatif Cum.Jan. to date
2909500000	Ether-phenols, ether-alcohol-phenols & their halogenated, nitrated derivatives	30,914	280,374	561,332	3,134,536
2909600000	Alcohol peroxides, ether peroxides, ketone peroxides & their halogenated drv	92,633	811,301	244,286	1,906,247
2910100000	Oxirane (ethylene oxide)	3,660	89,334	14,979	175,640
2910200000	Methyloxirane (propylene oxide)	9,263	13,813,860	22,714	22,971,167
2910300000	1chloro2, 3epoxypropane(epichlorohydrin)	19,294	145,267	42,963	333,685
2910900000	Other epoxides, epoxyalcohols, epoxyphenols & their halogenated derivatives	9,186	100,385	58,156	541,246
2911000000	Acetals & hemiacetals, whether or notwith other oxygen function	3,208	9,827	43,812	171,495
2912111000	Formalin	0	197,810	0	126,445
2912119000	Other methanal (formaldehyde)	0	40,017	0	42,862
2912120000	Ethanal (acetaldehyde)	975	37,776	14,215	94,597
2912190000	Other acyclic aldehydes without otheroxygen function	64,555	1,426,548	251,689	3,782,288
2912210000	Benzaldehyde	4,827	15,553	13,863	52,700
2912290000	Other cyclic aldehydes without otheroxygen function	308,254	1,754,195	1,089,244	7,259,682
2912300000	Aldehyde-alcohols	1,487	116,731	11,623	706,591
2912410000	Vanillin (4-hydroxy-3-methoxybenzaldehyde)	41,543	140,235	799,864	2,465,286
2912420000	Ethylvanillin (3-ethoxy-4-hydroxybenzaldehyde)	12,058	143,077	298,818	2,411,574
2912490000	Other aldehyde-ethers,aldehyde-phenols& aldehydes with other oxygen function	8,003	21,144	29,636	122,520
2912500000	Cyclic polymers of aldehydes	23,993	65,537	108,367	182,128
2912600000	Paraformaldehyde	366,594	3,555,401	378,670	3,706,499
2913000000	Halogenated,sulphonated,nitrated or nitrosated derivat.of products of h 29.12	157	5,453	593	35,812
2914110000	Acetone	1,987,991	11,459,410	2,558,479	12,624,571
2914120000	Butanone (methyl ethyl ketone)	1,409,037	18,037,565	2,485,430	24,077,506
2914130000	4-methylpentan-2-one (methyl isobutylketone)	366,157	3,163,103	730,720	5,977,821
2914190000	Other acyclic ketones without otheroxygen function	53,073	291,341	533,393	2,403,416
2914210000	Camphor	33,071	194,639	41,935	386,501
2914220000	Cyclohexanone and methylcyclohexanones	198,146	2,217,874	433,944	4,317,220
2914230000	Ionones and methylionones	17,396	148,235	207,176	1,668,377
2914290000	Other cyclanic, cyclenic or cycloterpepic ketones without oth. oxygen func.	178,643	1,139,198	1,043,666	7,872,699
2914310000	Phenylacetone (phenylpropan-2-one)	0	487	0	1,451
2914390000	Other aromatic ketones without otheroxygen function	17,753	129,936	235,295	1,642,383
2914400000	Ketone-alcohols and ketone-aldehydes	279,129	2,090,041	593,446	4,040,548
2914500000	Ketone-phenols & ketones without otheroxygen function	10,356	65,323	153,082	1,143,633
2914610000	Anthraquinone	0	3	0	42
2914690000	Other quinones	3,901	77,387	45,384	798,053
2914700000	Halogenated, sulphonated, nitrated ornitrosated derivatives	3,994	55,402	31,585	305,097
2915110000	Formic acid	77,149	1,148,155	79,061	963,742
2915120000	Salts of formic acid	375,514	2,116,407	167,353	1,019,905
2915130000	Esters of formic acid	485	5,028	7,548	54,796
2915210000	Acetic acid	11,091,798	64,592,695	7,333,504	42,457,515
2915240000	Acetic anhydride	18,000	226,354	32,400	383,763
2915290000	Other acetic acid and its salts	199,367	1,516,594	544,980	4,428,083
2915310000	Ethyl acetate	545,192	11,950,233	691,373	13,206,604
2915320000	Vinyl acetate	4,622,225	24,790,885	6,008,890	33,090,482
2915330000	N-butyl acetate	308,335	1,648,884	527,497	2,606,318
2915360000	Dinoseb (iso) acetate	87	6,500	1,904	14,019
2915390000	Other esters of acetic acid	882,020	6,200,919	2,223,962	15,436,575
2915400000	Mono-, di- or trichloroacetic acids,their salts and esters	282,202	2,401,388	322,943	2,713,050
2915500000	Propionic acids, its salts and esters	111,380	1,025,276	360,483	2,579,282
2915600000	Butanoic acids, pentanoic acids, theirsalts and esters	229,418	1,696,611	584,155	3,597,499
2915701000	Palmitic acid, its salts and esters	220,087	1,600,288	734,102	5,191,271
2915702000	Stearic acid	262,207	2,511,528	452,747	3,821,549
2915703000	Salts and esters of stearic acid	294,470	1,921,271	614,147	3,621,735
2915901000	Acetyl chloride	23,920	172,771	74,986	412,073
2915902000	Lauric acid, myristic acid, their saltsand esters	236,810	970,131	365,156	1,421,465
2915909000	Other saturated acyclic monocarboxylicacids & their anhydrides & halides	255,537	3,518,288	745,884	7,848,541
2916110000	Acrylic acid and its salts	575,281	5,139,539	1,006,414	8,306,121
2916120000	Esters of acrylic acid	1,800,432	22,995,108	3,954,522	43,224,095
2916130000	Methacrylic acid and its salts	114,401	738,070	285,571	1,790,794
2916141000	Methyl methacrylate	3,696,388	22,598,176	7,563,255	43,683,689
2916149000	Other esters of methacrylic acid	207,532	1,506,562	612,099	4,516,404
2916150000	Oleic,linoleic or linolenic acids,theirsalts and esters	48,211	380,830	135,520	804,894
2916190000	Oth unsaturated acyclic monocarboxylicacids, their anhydrides & halides	134,279	766,897	583,888	3,342,438
2916200000	Cyclanic, cyclenic or cycloterpepicmonocarboxylic acids, their anhydrides	18,999	548,544	511,576	14,776,361
2916310000	Benzoic acid, its salts and esters	675,872	4,281,489	1,188,565	6,896,826
2916320000	Benzoyl peroxide and benzoyl chloride	57,832	701,754	108,364	1,164,010
2916340000	Phenylacetic acid and its salt	0	4,375	0	28,051
2916350000	Esters of phenylacetic acid	460	17,071	9,677	183,110
2916391000	2,4-dichlorophenyl acetic acid & itssalts and esters	126,000	1,127,280	384,300	3,509,245
2916399000	Other aromatic monocarboxylic acids,their anhydrides, halides & peroxides	57,487	485,045	129,719	2,457,250
2917110000	Oxalic acid, its salts and esters	80,208	1,061,337	109,627	1,260,832
2917121000	Diocetyl adipate (doa)	5,923	302,308	13,364	613,070
2917129000	Other adipic acid, its salts & esters	118,383	1,510,988	269,456	2,681,278
2917130000	Azelaic acid, sebacic acid, their saltsand esters	19,391	126,798	90,233	470,690

I.3. IMPOR MENURUT KOMODITI / IMPORT BY HS COMMODITY

\*\*\* AGUSTUS / AUGUST 2008 \*\*\*

HS	Uraian Komoditi Commodity Description	Berat Bersih / Net Weight (Kg)		Nilai / Value C.I.F (US\$)	
		Bulan ini Current Month	Kumulatif Cum.Jan. to date	Bulan ini Current Month	Kumulatif Cum.Jan. to date
2917140000	Maleic anhydride	120,040	975,941	207,807	1,531,545
2917190000	Other acyclic polycarboxylic acids,their anhydrides, halides & peroxides	186,676	1,365,857	362,496	2,998,150
2917200000	Cyclanic, cyclenic or cycloterpenicpolycarboxylic acids, their anhydrides	40,804	187,818	112,896	536,246
2917320000	Diocetyl orthophthalates	344,437	1,692,188	662,338	2,801,680
2917330000	Dinonyl or didecyl orthophthalates	148,810	1,222,725	363,429	2,529,862
2917340000	Other esters of orthophthalic acid	1,059,046	2,805,296	2,395,676	5,827,435
2917350000	Phthalic anhydride	2,660,400	14,995,405	4,018,719	18,847,922
2917360000	Terephthalic acid and its salts	2,023	6,333,551	8,652	5,383,198
2917370000	Dimethyl terephthalate	0	18,220	0	29,654
2917391000	Triocetyltrimellitate (totm)	144,255	674,225	308,000	1,469,955
2917392000	Other phthalic plasticizers & esters ofphthalic anhydride	15,001	252,019	29,510	429,727
2917399000	Other aromatic polycarboxylic acids,their anhydrides, halides & peroxides	434,181	3,480,526	930,865	7,093,710
2918110000	Lactic acid, its salts and esters	160,009	1,227,776	358,748	2,665,461
2918120000	Tartaric acid	27,009	199,356	86,522	564,616
2918130000	Salts and esters of tartaric acid	78,431	426,985	211,530	1,156,931
2918140000	Citric acid	2,526,654	8,152,433	2,918,374	10,284,489
2918151000	Calcium citrate	1,275	24,397	9,085	126,314
2918159000	Other salts and esters of citric acid	546,777	3,326,786	855,529	4,417,509
2918160000	Gluconic acid, its salts and esters	173,640	1,115,758	146,902	1,456,442
2918190000	Oth carboxylic acids with alcohol function but without other oxygen function	142,301	729,287	364,746	1,944,883
2918210000	Salicylic acid and its salts	75,109	370,281	222,117	1,099,116
2918220000	O-acetylsalicylic acid,its salts andesters	49,809	366,865	166,154	1,299,464
2918230000	Other esters of salicylic acid & theirsalts	142,276	814,313	411,167	2,330,490
2918291000	Alkyl sulphonic ester of phenol	0	225	0	4,752
2918299000	Other carboxylic acids with phenol function but without other oxygen function	26,046	350,518	157,701	2,204,948
2918300000	Carboxylic acids with aldehyde/ketonefunction but without other oxygen func.	18,935	91,628	546,654	2,580,545
2918910000	2,4,5-t(iso) (2,4,5-trichlorophenoxy)acetic	35,000	182,311	63,525	341,418
2918990000	Oth carboxylic acids with additionaloxygen function,their anhydrides,halides	65,172	878,723	395,666	3,723,770
2919100000	Tris(2,3-dibromopropyl) phosphate	7,826	129,783	78,998	562,984
2919900000	Oth.phosphoric esters,their salts,inclactophosphates, their halogenated	17,945	343,131	103,729	1,121,401
2920190000	Oth thiophosphoric esters,(phosphorothioates) & their salts	5,049	120,729	12,000	495,621
2920901000	Dimethyl sulphate (dms)	39,800	238,961	53,070	308,414
2920909000	Other esters of other inorganic acidsof non metals and their salts	16,120	409,728	21,383	624,813
2921110000	Methylamine, di- or trimethylamine andtheir salts	110,892	1,233,859	235,476	2,754,978
2921190000	Other acyclic monoamines & their derivatives; salts thereof	765,634	5,975,923	3,746,299	25,898,329
2921210000	Ethylenediamine and its salts	137,476	2,040,296	413,960	5,174,599
2921220000	Hexamethylenediamine and its salts	5,676	199,731	22,380	487,436
2921290000	Other acyclic polyamines & their derivatives; salts thereof	247,852	2,074,654	580,839	4,573,131
2921300000	Cyclanic, cyclenic or cycloterpenicmono-or polyamines,& their derivatives	497,870	4,041,822	1,355,279	9,341,877
2921410000	Aniline and its salts	80,370	1,747,033	527,037	6,618,966
2921420000	Aniline derivatives and their salts	98,022	794,253	473,193	2,908,850
2921430000	Toluidines & their derivatives; saltsthereof	1,403	65,921	6,348	357,751
2921440000	Diphenylamine & its derivatives; saltsthereof	3,045	44,454	11,800	331,252
2921450000	1-naphthylamine (alpha-naphthylamine),2-naphthylamine (beta-naphthylamine)	14,028	312,445	63,548	1,467,974
2921490000	Oth aromatic monoamines & their deri-vatives; salts thereof	7,018	126,071	63,031	547,019
2921510000	O-,m-,p-phenylenediam, diaminotoluenes & their derivatives; salts thereof	459,654	2,587,663	2,294,852	11,448,599
2921590000	Oth aromatic polyamines & their derivatives; salts thereof	114,738	2,201,196	1,271,288	16,086,661
2922110000	Monoethanolamine and its salts	106,506	978,997	273,050	2,169,736
2922120000	Diethanolamine and its salts	248,551	2,554,320	833,325	7,112,941
2922130000	Triethanolamine and its salts	20,831	568,924	66,457	1,451,453
2922191000	Ethambutol & its salts, esters & otherdrv suitable for produc of anti tbc pre	5,000	216,780	195,625	2,118,467
2922192000	D-2-amino-normal-butyl-alcohol	53,210	137,300	135,282	510,029
2922199000	Oth amino-alcohols,phenylpropanolamin hcl, tramadol, ketamin hcl	378	377,189	90,429	2,613,164
2922210000	Amino hydroxynaphthalene sulphonicacids and their salts	180,172	1,530,226	1,105,447	8,256,077
2922290000	Other amino-naphthols & other aminophenols	50,210	455,153	195,775	2,340,665
2922310000	Amfepramone (inn), methadone (inn) & normethadone (inn); salts thereof	0	1,568	0	65,837
2922390000	Other amino-aldehydes,amino-ketones& aminno-quinones	7,903	90,593	76,578	837,879
2922410000	Lysine and its esters; salts thereof	821,053	2,461,153	1,549,670	5,089,314
2922421000	Glutamic acid	1	38,269	11	274,533
2922422000	Monosodium glutamate	1,426,344	9,539,431	1,472,935	9,256,909
2922429000	Salts of glutamic acid	23,966	70,137	77,834	217,712
2922430000	Anthranilic acid and its salts	0	6,802	0	28,556
2922491000	Mephenamic acid and its salts	49,398	352,677	424,497	2,595,359
2922499000	Oth amino acids,o.t.t containing morethan one kind of oxygen function	145,951	1,972,130	851,952	12,310,239
2922501000	P-aminosalicylic acid & its salts,esterand other derivatives	55,292	111,836	164,635	354,177
2922509000	Oth amino-alcohol-phenols,amino-acidphenols oth amino-comp with oxyg funct.	18,200	131,945	403,084	2,124,510
2923100000	Choline and its salts	515,306	4,499,306	609,353	5,426,853
2923201000	Lecithins, whether or not chemicallydefined	553,026	5,649,557	566,870	5,804,135
2923209000	Other phosphoaminolipids	126,935	907,836	128,648	1,357,489
2923900000	Oth quarternary ammonium salts andand hydroxides	274,353	3,277,576	524,873	5,364,941
2924110000	Meprobamate (inn)	0	21,339	0	33,945
2924120090	Other fluoroacetamide (iso), monocrothopos (iso), phosphamidon (iso)	267	15,273	1,072	67,302
2924190000	Oth acyclic amides (including acycliccarbamates), & their thrf, salts thrf	365,147	3,173,433	810,150	8,121,749

**I.3. IMPOR MENURUT KOMODITI / IMPORT BY HS COMMODITY**  
**\*\*\* AGUSTUS / AUGUST 2008 \*\*\***

HS	Uraian Komoditi Commodity Description	Berat Bersih / Net Weight (Kg)		Nilai / Value C.I.F (US\$)	
		Bulan ini Current Month	Kumulatif Cum.Jan. to date	Bulan ini Current Month	Kumulatif Cum.Jan. to date
2924212000	Diuron and monouron	12,000	201,804	54,600	828,620
2924219000	Other ureines & their derivatives;saltsthereof	23,525	177,713	150,828	1,115,075
2924230000	2-acetamidobenzoic acid(n-acetylan-thranilic acid) and its salts	75	75	8,142	8,142
2924291000	Aspartame	71,652	313,672	1,412,081	5,050,582
2924292000	Butylphenylmethyl carbamate, methylisopropyl phenyl carbamate	10	304,010	7,519	1,322,719
2924299010	Asetaminophen (paracetamol), salicylmid, ethoxybenzamide	567,193	3,797,497	3,168,413	14,387,994
2924299090	Oth carboxyamide-function compounds	206,935	2,016,135	2,515,551	19,476,740
2925110000	Saccharin and its salts	700	32,670	18,760	293,154
2925190000	Other imides & their derivatives, saltsthereof	4,720	121,663	36,857	629,155
2925210000	Chlordimeform (iso)	0	1,159	0	7,997
2925290000	Other imines and their derivatives;and salts thereof	14,172	268,955	163,757	1,862,865
2926100000	Acrylonitrile	1,064,335	5,424,123	2,415,654	11,184,214
2926200000	1-cyanoguanidine (dicyandiamide)	11,914	111,286	52,291	286,401
2926300000	Fenproporex (inn) & its salts, methadone(inn) intermediate	0	301	0	963
2926900000	Other nitrile-function compounds.	80,517	837,724	4,341,322	26,820,732
2927001000	Azodicarbonamide	1,565	291,862	6,547	327,130
2927009000	Oth diazo-, azo- or azoxy-compounds.	155,866	1,375,725	344,151	3,120,139
2928001000	Linuron	25,160	229,542	45,288	410,441
2928009000	Other organic derivatives of hidrazineor of hydroxylamine	13,213	212,847	230,381	1,435,815
2929100000	Isocyanates	5,179,098	27,830,432	10,633,174	60,917,184
2929901000	Sodium cyclamate	89,000	159,345	153,215	265,520
2929909000	Other compounds with other nitrogenfunction	10	143,850	37,281	830,197
2930200000	Thiocarbamates and dithiocarbamates	167,673	1,992,300	1,415,063	11,964,695
2930300000	Thiuram mono, di or tetrasulphides	11,715	235,658	57,902	942,722
2930400000	Methionine	1,764,683	10,869,587	7,260,567	37,510,394
2930500000	Captafol (iso) & methamidophos (iso)	0	5,475	0	25,014
2930900000	Other organo-sulphur compounds	633,954	6,897,626	2,339,038	25,710,747
2931001000	Tetraethyl lead	111	218,886	1,641	1,443,361
2931002000	N-(phosphonomethyl)glycine and saltsthereof	712,921	8,950,486	7,974,314	65,232,406
2931003000	Ethephone	3,681	191,951	26,689	612,163
2931009000	Other organo-inorganic compounds	152,576	989,685	928,576	4,934,294
2932110000	Tetrahydrofuran	15,618	153,081	60,593	533,525
2932120000	2-furaldehyde (furfuraldehyde)	40,050	87,924	71,318	150,062
2932130000	Furfuryl alcohol and tetrahydrofurfuryl alcohol	125,802	964,842	286,276	1,703,059
2932190000	Oth compounds containing an unfusedfuran ring in the structure	10,705	117,774	417,346	2,663,151
2932210000	Coumarin, methylcoumarins & ethylcoumarins	10,849	83,604	107,242	935,613
2932290000	Other lactones	15,200	230,972	483,603	3,648,220
2932930000	Piperonal	0	23,116	0	515,213
2932991000	Carbofuran	60,000	1,006,505	833,090	12,864,828
2932999000	Other heterocyclic compound withoxygen hetero-atom(s) only.	393,789	2,067,684	2,141,648	11,566,370
2933111000	Dipyrone (antalgin)	22,325	258,527	207,878	2,255,449
2933119000	Other phenazone (antipyrin) and itsderivatives	29,521	270,515	486,459	2,866,400
2933190000	Oth compounds containing an unfusedpyrazole ring in the structure	44,439	227,541	786,284	4,506,514
2933210000	Hydantoin and its derivatives	20,582	224,690	131,402	1,027,634
2933291000	Cimetidine	2,194	42,869	63,113	758,908
2933299000	Oth compounds containing an unfusedimidazole ring in the structure	12,221	170,954	415,057	3,394,835
2933310000	Pyridine and its salts	161,677	604,269	995,782	4,691,141
2933320000	Piperidine and its salts	10	3,078	2,250	101,896
2933330000	Alfentanil (inn), anileridine (inn),bezitramide (inn), bromazepam (inn)	63	280	68,106	195,500
2933391000	Chlorpheniramine and isoniazid	16,123	71,754	177,831	1,033,349
2933392000	Isonicotinic acid hydrazide,& its saltsesters.derived of pharmaceutical grade	0	4,375	0	60,022
2933393000	Paraquat salts	1,384,400	8,923,320	4,850,156	28,288,097
2933399000	Oth compounds containing an unfusedpyridine ring in the structure	133,315	1,264,690	2,240,315	16,928,609
2933410000	Levorphanol (inn) and its salts	1,229	14,596	2,362	51,800
2933490000	Oth compounds containing in the struc.a quinoline or isoquinoline ring-system	136,820	761,160	880,358	3,926,230
2933520000	Malonylurea (barbituric acid) and itsalts	6	40	815	3,672
2933530000	Allobarbital(inn),amobarbital(inn), barbital(inn),butalbital(inn),butobarbital	0	2,055	0	46,835
2933540000	Other derivatives of malonylurea(barbituric acid), salts thereof	0	3	0	1,123
2933591000	Diazinon	0	64,346	0	408,760
2933599000	Oth compounds contain a pyrimidinering or piperazine ring in the structur	57,957	562,163	1,663,408	10,884,487
2933610000	Melamine	634,287	4,539,327	1,138,862	7,226,839
2933690000	Oth compounds containing an unfusedtriazine ring in the structure	500,786	3,972,561	1,372,677	10,100,830
2933710000	6-hexanelactam (epsilon-caprolactam)	3,897,748	34,664,468	10,160,644	86,665,808
2933720000	Clobazam (inn) and methyprylon (inn)	38	99	104,200	448,175
2933790000	Other lactams	13,310	158,425	579,891	4,345,635
2933910000	Alprazolam(inn), camazepam(inn),chlordiazepoxide(inn), clonazepam	2,750	53,457	69,213	818,640
2933991000	Mebendazole and parbendazole	1	12,765	362	175,923
2933999000	Other heterocyclic compounds with nitrogen hetero-atom(s) only.	136,570	736,936	1,247,164	13,782,751
2934100000	Compounds containing an unfusedthiazole ring in the	21,050	181,251	140,888	1,453,701
2934200000	Comp containing in the structure a benzothiazole ring-system, not futher fused	179,199	1,438,557	841,483	5,355,326
2934300000	Comp containing in the structure a phenothiazine ring-system,not further fused	6,930	84,505	132,011	1,097,871
2934910000	Aminorex(inn), brotizolam(inn), clotiazepam(inn),cloxazolam(inn),oxazolam	91	6,733	51,609	506,454
2934991000	Nucleic acid and its salts	1,020	10,844	27,500	275,473

**I.3. IMPOR MENURUT KOMODITI / IMPORT BY HS COMMODITY**  
**\*\*\* AGUSTUS / AUGUST 2008 \*\*\***

HS	Uraian Komoditi Commodity Description	Berat Bersih / Net Weight (Kg)		Nilai / Value C.I.F (US\$)	
		Bulan ini Current Month	Kumulatif Cum.Jan. to date	Bulan ini Current Month	Kumulatif Cum.Jan. to date
2934992000	Sultones, sultams, diltiazem	2,149	53,201	114,242	3,141,098
2934993000	6-amino penicillanic acid	10,000	92,040	417,000	3,345,950
2934999000	Other nucleic acids and their salts, whether or not chemically defined	106,126	661,271	3,287,703	19,452,977
2935000000	Sulphonamides.	87,239	643,943	1,440,112	13,363,260
2936210000	Vitamins a & their derivatives	41,113	207,921	1,306,817	5,381,537
2936220000	Vitamins b1 & its derivatives	16,650	236,170	331,281	4,185,595
2936230000	Vitamin b2 & its derivatives	20,442	147,550	284,446	3,436,166
2936240000	D-or dl-pantothenic acid (vit b3or vit b5 & its derivatives	22,829	197,509	273,192	2,857,655
2936250000	Vitamin b6 & its derivatives	25,149	192,978	469,735	2,618,686
2936260000	Vitamin b12 & its derivatives	360	30,909	362,146	2,101,610
2936270000	Vitamin c & its derivatives	170,009	1,566,888	2,105,524	17,150,028
2936280000	Vitamin e & its derivatives	40,846	481,409	1,176,346	9,342,943
2936290000	Oth vitamins & their derivatives	99,092	790,684	1,349,899	11,036,169
2936900000	Oth vitamin, incl natural concentrates	172,699	1,032,619	1,246,003	8,009,608
2937120000	Insulin & its salts	0	5	0	3,800
2937190000	Oth polupeptide hormones, proteinhormones	71	237	6,340	131,052
2937210000	Cortisone, hydrocortisone, prednisone & prednisolone (dehydrohydro cortison)	350	16,398	180,460	1,127,545
2937220000	Halogenated derivatives of corticosteroidal hormones	219	3,722	737,892	5,479,661
2937230000	Oestrogens & progestogens	673	3,586	481,799	6,870,128
2937290000	Oth steroidal hormones	1,549	15,820	473,433	3,043,465
2937310000	Epinephrine	0	148	0	37,141
2937400000	Amino-acid derivatives	0	2,667	0	270,320
2937500000	Prostaglandins, thromboxanes & leukotrienes & their derivatives	5	14	14,750	37,150
2937900000	Oth hormones	12	591	88,800	132,237
2938100000	Rutoside (rutin) & its derivatives	675	5,577	25,553	228,303
2938900000	Oth glycoside, natural or reproduc and their salts, ethers, esters & oth drv	20,784	48,691	143,968	651,252
2939110000	Concent of poppy straw, buprenorphinecodein, ethylmorphin, etorphine, heroin	1	1,174	238	564,294
2939190000	Oth alkaloids of opium	1,505	28,944	87,400	708,847
2939200000	Alkaloids of chinchona and their derivatives, salts thereof	2	70	86	16,816
2939300000	Caffeine & its salts	18,610	289,127	244,557	2,530,604
2939410000	Ephedrine & its salts	500	10,195	26,000	471,911
2939420000	Pseudoephedrine (inn) & its salts	750	23,091	44,700	1,093,879
2939490010	Phenylpropanolamine hcl (ppa)	1,715	14,917	59,725	485,130
2939490090	Other ephedrines and their salts	500	501	77,500	77,502
2939510000	Fenetyline (inn) & its salts	51	963	4,000	79,326
2939590000	Oth theophylline & aminophylline	19,000	60,611	464,020	1,278,280
2939610000	Ergometrine (inn) & its salts	2	5	6,542	13,216
2939620000	Ergotamine (inn) & its salts	0	5	0	44,921
2939690000	Oth alkaloids of rye ergot	4	43	31,484	171,695
2939919000	Oth cocaine, levometamfetamine	0	129	0	39,730
2939991000	Nicotine sulphate	5	30	687	2,157
2939999000	Oth vegetable alkaloids, natural or reproduc by synthesis & their salts	96	106,684	239,380	1,476,058
2940000000	Sugars, chemically pure, oth than sucrose, lactose, maltose	82,805	501,094	539,577	3,315,545
2941101100	Amoxicillins & its salts non-sterile	5,674	122,412	265,660	2,857,263
2941101900	Oth amoxicillins	38,894	431,123	1,185,938	12,622,617
2941102000	Ampicillin & its salts	15,086	96,523	680,800	3,889,500
2941109000	Other penicillins, their derivatvs with penicillanic acid structure; salts thrf	9,204	119,090	315,255	3,826,451
2941200000	Streptomycins & their derivated, salt thereof	1,032	26,804	41,407	601,928
2941300000	Tetracyclines & their derivated, salt thereof	60,506	523,784	697,995	4,403,479
2941400000	Chloramphenicol & its derivated, salt thereof	11,059	90,066	517,016	2,567,697
2941500000	Erythromycin & its derivated, salt thereof	1,985	68,804	267,671	3,416,095
2941900000	Oth antibiotics (rifampicin, cephalosporin, their deriv, salts thrf, quinolon)	131,543	1,047,492	3,370,537	26,293,310
2942000000	Oth organic compounds.	103,773	605,138	1,414,774	10,480,916
3001200000	Extracts of glands or oth organs or of their secretions	1,330	43,543	9,058	389,263
3001900000	Oth human or animal substanc. prepar. for therapeutic/prophylactic uses, nes	10	36,412	148	150,580
3002101000	Plasma protein solution	1,013	3,052	135,435	715,413
3002102000	Antisera & modified immunological prods with or not obtain	42	18,612	18,840	3,474,841
3002109000	Oth antisera & blood fractions & modif immunological prods	75,253	211,520	1,419,787	7,272,285
3002201000	Tetanus toxoid	0	10,351	0	29,562
3002202000	Pertusis, measles, meningitis a/c& polio vaccine	417	4,417	202,665	9,466,732
3002209010	Hepatitis vaccine	746	8,162	157,926	1,285,494
3002209090	Oth vaccine for human medicine	3,445	70,133	947,256	8,910,109
3002300000	Vaccines for veterinary medicine	39,584	382,869	2,275,091	17,272,930
3002900000	Oth human blood; animal blood prefor therapeutic	10,332	79,836	443,411	4,797,594
3003101000	Medicaments cont amoxicillin (inn) not put up in measur doses-for retail sale	0	10,700	0	241,400
3003109000	Oth medicam cont penicillins or drv not put up in measur. doses - for ret sale	150	14,396	3,690	62,711
3003200000	Medicaments cont oth antibiotics	14,428	84,611	732,833	2,687,939
3003390000	Oth medicaments cont hormones or oth prod. - for retail sale	20,272	84,727	147,392	924,326
3003400090	Oth medicaments cont alkaloids or derivated thrf but not cont hormones	15	10,327	3,357	548,911
3003900000	Oth medicaments cont >=2 constituent	77,624	397,519	1,185,131	6,458,158
3004101500	Containing penicillin g (excluding	0	3,942	0	22,516
3004101600	Containing ampicillin, amoxycillin or salts thereof, of a kind taken orally	300	8,593	18,693	181,973
3004101900	Oth medicam cont penicillins or drv put up in measured doses-for retail sale	0	2,760	0	265,931



**I.3. IMPOR MENURUT KOMODITI / IMPORT BY HS COMMODITY**  
**\*\*\* AGUSTUS / AUGUST 2008 \*\*\***

HS	Uraian Komoditi Commodity Description	Berat Bersih / Net Weight (Kg)		Nilai / Value C.I.F (US\$)	
		Bulan ini Current Month	Kumulatif Cum.Jan. to date	Bulan ini Current Month	Kumulatif Cum.Jan. to date
3004102100	Medicam cont streptomycs-ointmentput up in measur doses-for retail sale	0	8,136	0	13,911
3004102900	Medicam cont oth streptomycins ortherderivat other than ointment	3,056	10,572	221,281	631,409
3004203100	Medicam cont erythromycin or drvthereof for taking orally	0	1	0	5
3004203200	Medicam cont erythromycin or drvthereof ointment	0	4,663	0	35,887
3004203900	Medicaments cont erythromycin or drvother for taking oralling or ointment	328	12,966	18,876	394,493
3004207100	Medicam cont tetracyclilns or drvthereof for taking orally	0	907	0	38,071
3004207900	Medicam cont chloramphenicols or drvother for taking oralling or ointment	9,071	90,923	133,190	880,837
3004209100	Medicam cont linc, sulf,iso,pyr or drvthereof for taking orally	6,425	17,369	240,225	1,221,306
3004209900	Medicam cont gentamycins or drvthereof for injection	21,532	232,193	546,705	5,893,404
3004310000	Medicam cont insulin-but not contantibiotics	254	48,613	110,048	6,371,539
3004324000	Containing hydrocortisone sodiumsuccinate or fluocinolone aceton	79,360	80,365	75,392	235,893
3004329000	Medic cont oth corticosteroid hormone	1,006	6,229	115,983	670,076
3004390000	Oth medicam cont hormon, adrenalin, othprod of hd 29.37, not cont insulin	76,004	500,320	417,459	4,043,240
3004401000	Medicam cont morphine/its derivativesfor injection	0	1,001	0	152,241
3004403000	Medicam cont quinine sulphate orbisulphate, for taking orally	0	12	0	70
3004405000	Medicam cont papaverine or berberine	0	25	0	3,000
3004407000	Medicaments cont atropin sulphate	0	1	0	2
3004409010	Medicaments cont morphine or its drv,for taking orally	304	1,861	75,903	914,715
3004409090	Medicaments cont morphine or its drv,not for taking orally	42,511	158,544	587,909	2,685,575
3004501000	Oth medicam cont syrups & drops ofvitamins of a kind suitable for children	0	37,195	0	260,471
3004508100	Medicam cont b complex vitamins	0	260	0	7,474
3004508900	Medicam cont oth b complex vitamin	0	14,715	0	884,941
3004509000	Oth medicaments cont vitamins oroth prods of heading 29.36	66,230	761,118	271,307	3,131,905
3004901000	Specialised medicines for cancer,aids or oth intractable diseases	1,675	39,452	1,271,214	11,897,153
3004902000	Oth medicam put up in measuredosesclosed sterile water for	404	21,677	40,514	342,604
3004903000	Antiseptics	3,264	3,499	29,885	30,451
3004904900	Oth anaesthetics cont ketaminiidocain	1,711	21,901	91,232	971,238
3004905100	Analgesics,antipyretics & oth medicamcont acetyl salicylic acid	0	3	0	13
3004905900	Oth analgesics, antipyretics & medcont chlorp maleat,diclof, tramadol	10,441	72,250	102,583	777,597
3004906000	Antimalarials cont artemisinin,primaqartesunate or chloroquine (inn)	0	731	0	100,705
3004908000	Transdermal therapeutic systems (tts)patches for cancer or heart diseases	0	610	0	80,278
3004909100	Oth medicam put up in measur doses-cont sulphiride(inn),cimetidine,rantidin	212,448	2,266,917	236,595	2,363,299
3004909200	Oth medicam put up in measur doses-cont piroxicam(inn) or ibuprofen(inn)	22,924	190,076	33,202	564,578
3004909300	Oth medicam put up in measur doses-cont phenobarbital,diazepam,	0	613	0	133,936
3004909910	Oth medicam put up in measur doses-doses cont phenobarbital,	575	1,136	49,339	171,464
3004909990	Oth infusion fluids; nutritional orelectrolytic solutions	673,910	5,421,633	15,248,798	100,166,175
3005101000	Adhesive dressing & oth articles coverimpregnant w/ pharmaceutical substc	7,685	116,409	155,704	1,102,995
3005109000	Oth adhesive dressings & otharticles having an adhesive layer	5,800	89,964	120,741	1,277,130
3005901000	Bandages	54,749	186,676	182,775	1,196,592
3005902000	Gauze	5,862	35,941	17,047	100,528
3005909000	Oth wadding, impregnat/coated withpharmaceutic subst or put up in forms	18,195	111,976	477,032	2,072,544
3006101000	Sterile absorbable surgical or dental yarn; sterile surgical or dental	0	50,132	0	158,907
3006109000	Sterile surgical catgut,similar sterilesuture matt & sterile tissue	7,949	30,915	449,943	2,795,304
3006200000	Blood-grouping reagents	15	7,674	1,075	657,788
3006303000	Oth microbial diagnostic reagents	310	15,460	511	13,678
3006309000	Oth opacifying prep for x-ray exam,diagnostic reagents design to be	228,522	1,842,113	289,033	3,395,112
3006401000	Dental cements & oth dental fillings	990	42,523	84,184	599,863
3006402000	Bone reconstruc cements	10	185	966	13,131
3006500000	First-aid boxes & kits	15	6,002	211	101,166
3006600000	Chemical contraceptive prepbased on hormones	759	12,004	387,610	3,455,554
3006700000	Gel prep designed to be used in humanor vet medic for parts of the body	1,311	17,448	30,554	357,292
3006920000	Waste pharmaceuticals	0	9,402	0	20,414
3101001100	Supplement fertilizers in liquid form,not chemical treat-of solely vegetable	111,432	193,312	104,739	182,027
3101001900	Oth thn supplemnt fertilizr in liquidform,not chemicl treat solely vegetable	2,667,001	10,343,001	541,420	1,773,907
3101009100	Oth animal or vegetable fertilisers,supplement fertilizers in liquid form	15,727	87,605	15,395	137,879
3101009900	Oth animal or vegetable fertilisers,oththn supplemnt fertilizr in liquid form	0	69,672	0	131,993
3102100000	Urea, with or not in aqueous solution	4	1,327,670	66	873,053
3102210000	Ammonium sulphate	14,167,088	259,089,726	5,702,026	72,633,399
3102290000	Oth double salts & mix of ammoniumsulphate & ammonium nitrate	0	80,006	0	96,218
3102300000	Ammonium nitrate, with or not inaqueous solutions	41,710,434	224,805,425	26,815,819	105,366,212
3102400000	Mixt of ammonium nitrate with calciumcarbonate or oth inorganic non-fertilis	0	50,033	0	72,232
3102500000	Sodium nitrate	392,250	4,221,103	364,956	2,236,873
3102600000	Double salts & mixtures of calciumnitrate & ammonium nitrate	552,500	8,812,123	257,660	3,137,726
3102900000	Oth mineral or chem fertilisers,nitrogenous inc mixt	10,043	54,771	74,086	120,511
3103101000	Superphosphates, feed grade	0	5,000,090	0	2,777,355
3103109000	Other suerphosphates	17,200,000	420,086,395	4,924,860	163,526,414
3103901000	Calcined phosphatic fertiliser	0	980,277	0	208,367
3103909000	Oth mineral or chemical fertilisers,phospatic	150,590,431	536,057,234	54,529,460	135,867,123
3104200000	Potassium chloride	62,097,007	1,431,673,228	56,888,388	774,956,137
3104300000	Potassium sulphate	1,319,723	10,321,169	814,111	5,012,524
3104900000	Oth potassium salts	4,320,450	39,527,617	3,238,529	20,698,821
3105100000	Mineral or chemic fertilisers,tablet orsimilar forms-pack of a weight < 10kg	32	704	551	14,871
3105200000	Mineral or chemical fertiliser cont theelements nitro,phosphor & potassium	26,894,905	300,260,231	20,505,701	151,043,320

**I.3. IMPOR MENURUT KOMODITI / IMPORT BY HS COMMODITY**  
**\*\*\* AGUSTUS / AUGUST 2008 \*\*\***

HS	Uraian Komoditi Commodity Description	Berat Bersih / Net Weight (Kg)		Nilai / Value C.I.F (US\$)	
		Bulan ini Current Month	Kumulatif Cum.Jan. to date	Bulan ini Current Month	Kumulatif Cum.Jan. to date
3105300000	Diammonium hydrogenorthophosphate(diammonium phosphate)	22,000	1,547,073	60,280	1,756,257
3105400000	Ammonium dihydrogenorthophosphate(monoammonium phosphate)	1,215	47,756,418	2,054	29,954,811
3105510000	Oth mineral or chemical fertiliserscont nitrates & phosphates	5,266,475	18,196,031	3,685,779	7,901,069
3105590000	Oth mineral or chemical fertiliserscont nitrogen & phosphorus	587,455	9,732,994	369,251	6,429,415
3105600000	Mineral or chemical fertilisers contelements phosphorus & potassium	43,000	26,243,326	69,832	10,979,454
3105900000	Oth mineral or chemical fertilisers, intablets or in pack < 10kg	60,000	1,580,719	240,000	969,607
3201100000	Quebracho extract	39,843	330,772	72,399	542,722
3201200000	Wattle extract	59,354	493,216	94,016	585,383
3201901000	Gambier	564	721	2,078	2,553
3201909000	Oth tanning extract of vegetable origintannis & their salts, esters & oth drv	239,682	456,059	125,371	338,605
3202100000	Synthetic organic tanning substances	670,291	4,920,293	625,958	5,374,013
3202900000	Oth inorgan tanning subst;tanning prepwith or not cont natural tanning subs	121,140	1,713,975	158,922	2,344,985
3203001000	Coloring matter of vegetable or animalsuitable for use in food or drink	1,796	141,965	46,275	1,161,223
3203009000	Oth coloring matter of vegetable oranimal not suitable for use in food	916	88,557	38,312	1,097,650
3204111000	Disperse dyes crude & prep based& preparat based thereon, crude	300,970	6,380,077	1,382,565	25,540,566
3204119000	Other disperse dyes and preparationbased theron	562,476	5,470,012	3,161,164	21,797,818
3204121000	Aciddyes whether or not premetallised	24,381	314,297	153,927	1,656,607
3204129000	Oth acid dyes whether or not premetallised & preparation based thereon	21,284	237,168	134,434	1,449,743
3204130000	Basic dyes & preparat based thereon	51,333	373,742	232,523	1,455,525
3204140000	Direct dyes & preparat based thereon	766,002	4,659,976	3,435,675	23,307,799
3204150000	Vat dyes (incl those usable in thatstate pigments) & prep based thereon	275,262	1,751,164	1,488,369	7,109,371
3204160000	Reactive dyes & preparations basedthereof	630,701	5,239,228	3,689,904	27,096,718
3204170010	Synthet organ pigment in powder form	1,120,025	7,415,634	8,393,540	53,159,051
3204170090	Other pigments & preparat basedthereon	884,486	6,397,761	3,245,453	21,809,486
3204190000	Oth synthetic organic coloring matter,incl mix of coloring	681,247	5,415,854	2,088,335	13,273,875
3204200000	Synthetic organic prods of a kindused as fluorescent brightening agent	263,455	2,794,977	1,930,048	13,069,889
3204900000	Oth synthetic organic coloring,matter, w/ or not chemically defined	98,447	1,182,328	335,874	3,494,834
3205000000	Color lakes; preparat as specified inbased on color lakes	99,597	882,689	168,282	2,368,662
3206111000	Pigment base on titanium dioxidecont weight >= 80 %, on dry matter	4,170,509	31,931,807	9,214,869	65,853,040
3206119000	Preparate base on titanium dioxide,cont weight >= 80 %, on dry matter	188,775	1,181,503	556,295	3,603,221
3206191000	Pigment base on titanium dioxidecont weight < 80 %, on dry matter	69,564	620,680	172,588	1,849,055
3206199000	Preparate base on titanium dioxide,cont weight < 80 %, on dry matter	47,653	824,875	416,204	4,448,543
3206201000	Chrome yellow,chrome green,molybdatorange/red base on chromium comp	103,010	852,235	479,136	3,535,371
3206209000	Oth pigments & prep based onchromium compounds	53,033	388,197	296,488	1,833,329
3206411000	Preparations of inorganic pigmentsultramrine pre based thereon	10,152	36,493	39,000	149,009
3206419000	Oth ultramarine & preparationsbased thereon	164,704	944,097	266,353	1,456,761
3206421000	Prep of inorganic pigments- lithophonebased on sulphide	0	94,570	0	46,589
3206429000	Oth lithophone & oth pigments & prepbased on sulphide	158,503	1,202,796	124,280	723,737
3206491000	Prep of inorganic pigment based on othhexacyanoferrat (ferro&ferricyanides)	47,774	599,679	267,885	1,895,806
3206499000	Oth pigment & prep based on hexacyanoferrates(ferrocyanides & ferricyanides)	248,998	2,186,744	1,304,344	9,809,059
3206501000	Prep of inorganic pigment of akind used luminophores	35,277	337,568	286,914	2,154,584
3206509000	Oth inorganic prods of a kindused as luminophores	121,221	1,535,064	292,682	2,444,126
3207100000	Prepared pigments, prep opacificersprep colors & similar prep	536,677	5,383,233	1,879,637	19,139,493
3207201000	Enamel frits	964,431	5,599,867	614,250	4,543,516
3207209000	Oth vitrifiable enamels & glazes,engobe (slips) similar prep	778,535	5,217,032	532,864	5,060,919
3207300000	Liquid lustres & similar preparations	1,871	189,129	72,620	873,615
3207400000	Glass frit & oth glass, in the formof powder granules or flakes	7,241,222	67,771,639	3,816,448	37,627,034
3208101100	Varnishes>100-c hr, based on polyesterfor dental use, dispersed in a non aqueo	10,397	136,159	43,970	926,509
3208101900	Oth varnishes based on polyesters<100-c hr, disper in a nonaqueous	68,337	982,830	368,478	4,844,012
3208109000	Other paints & varnishe (incl enamels & lacquers polyester dispers, non aqueous	412,798	4,516,742	1,979,346	14,655,426
3208204000	Anti-fouling/anti-corrosive paints forships hull base on acrylic/vinyl polymer	152,731	2,338,840	622,425	8,666,315
3208207000	Varnishes (including lacquers), of akind used in dentistry	0	191	0	5,352
3208209000	Other paints & varnishes (incl enamels& lacquers) based on acrylic/vinyl polymer	271,764	2,511,787	1,085,315	10,280,289
3208901100	Varnishes (incl.lacquers),exceed >=100Cheat-resistant used in dentistry	464	95,578	22,875	362,008
3208901900	Varnishes (incl.lacquers),exceed >=100Cheat-resistant used in oth than dentist	189,737	1,405,138	1,112,472	6,811,289
3208902100	Varnishes (incl.lacquers),exceed <100Cheat-resistant used in dentistry	0	932	0	8,736
3208902900	Varnishes (incl.lacquers),exceed <100Cheat-resistant used in oth than dentist	282,225	2,590,770	1,179,976	10,502,996
3208909000	Oth paints & varnishesdispersin a nonaqueous	293,661	2,831,006	1,698,334	15,695,373
3209101000	Varnishes(inc lacquer)>100C hr-acrylicvinyl polymer, dispers in a aqueous	37,396	562,849	132,797	2,029,078
3209104000	Leather paints-based on acrylic orvinyl polymers dispers in a aqueous	33,435	274,902	55,785	473,130
3209105000	Anti-fouling/corrosive paints for shipshulls-acrylic/vynil polymers	55,927	603,036	169,875	1,994,311
3209109000	Oth paints & varnishes dispersa aqueous medium	434,166	3,243,214	721,865	5,369,093
3209900000	Oth paints based on others varnishesdispers in a aqueous medium	392,768	2,441,089	1,060,510	6,883,704
3210001100	Varnishes (incl lacquers) > =100C hrof a kind used for finishing leather	2,380	46,180	18,004	215,556
3210001900	Varnishes (incl lacquers) < 100C hrof a kind used for finishing leather	17,314	85,023	12,762	227,156
3210002000	Distempersof a kind used for finishing leather	10	1,481	9	2,100
3210003000	Prepared water pigments of a kindused for finishing leather	96,489	657,637	242,116	1,692,199
3210005000	Polyurethane tar coatingof a kind used for finishing leather	859	45,479	3,187	140,409
3210009000	Other paints & varnishesof a kind used for finishing leather	181,324	1,549,423	443,853	4,394,588
3211000000	Prepared driers	70,275	514,909	409,111	2,693,590
3212100000	Stamping foils	69,947	510,960	462,455	2,888,264
3212901100	Aluminium paste	168,645	1,257,236	1,179,801	8,504,099
3212901200	Oth pigments (incl metallic powder & flakes),for leather-dispers,non aqueous	18,090	155,706	39,188	519,051

I.3. IMPOR MENURUT KOMODITI / IMPORT BY HS COMMODITY

\*\*\* AGUSTUS / AUGUST 2008 \*\*\*

HS	Uraian Komoditi Commodity Description	Berat Bersih / Net Weight (Kg)		Nilai / Value C.I.F (US\$)	
		Bulan ini Current Month	Kumulatif Cum.Jan. to date	Bulan ini Current Month	Kumulatif Cum.Jan. to date
3212901900	Oth pigments (incl metallic powder & flakes), dispers in non-aqueous media	45,982	252,815	252,747	1,463,152
3212902100	Dyes or oth coloring matter in formsfor ret sale-suitable for food or drink	15,779	75,577	34,699	199,337
3212902900	Oth dyes or oth coloring matter informs or pack for retail sale	55,341	341,690	162,743	1,582,702
3213100000	Colors in set, in tablet, tubes, jars,bottles, pans or in similar forms/pack	10,137	132,794	23,677	284,252
3213900000	Oth artist, students or signboard, intablet,tubes,jars,bottles, pans or other	30,088	286,813	195,380	1,388,629
3214100000	Glaziers putty, grafting putty, cementscaulking compound	508,078	2,032,279	880,174	6,402,915
3214900000	Oth painters fillings; non-refractorysurfacing preparat for facades	1,863,071	9,194,028	1,395,886	8,541,513
3215111000	Printing uv curable inks-black	13,818	158,097	445,125	4,268,543
3215119000	Printing other than uv curable inks-black	179,059	1,229,523	982,649	6,880,215
3215190000	Printing inks, other than black	621,306	3,709,747	5,670,043	33,399,017
3215901000	Carbon mass for one time carbon paper	34,046	74,388	55,686	172,659
3215906000	Drawing ink and writing ink	27,278	153,533	303,711	1,681,663
3215909000	Oth printing ink, writing/drawing inkwith or not concentrated or solid	154,876	1,064,820	662,939	4,614,618
3301120000	Pharmaceutical grade - of orange andoth essential oils of orange	6,337	241,628	95,069	1,090,559
3301130000	Pharmaceutical grade - of lemone andoth essential oils of lemone	4,952	94,002	123,095	2,152,989
3301190000	Other essential oils of citrus fruit	18,516	151,239	180,278	1,341,046
3301240000	Essential oils - of peppermint(mentha piperita)	4,261	53,530	59,994	1,235,815
3301250000	Pharmaceutical grade - of oth mintsoth essential oils of oth mints	7,249	110,806	84,381	1,011,705
3301291100	Pharmaceutical grade of lemon grass ofcitronela, cinnamon, ginger, cardamon	2,275	37,744	15,734	202,249
3301291200	Pharmaceutical grade of sandalwood	0	1	0	2
3301291900	Oth pharmaceutical grade-essential oilsoth than those of citronella	57,954	348,393	333,482	2,230,343
3301299100	Oth pharmaceutical grade of lemongrass of citronella, cinnamon, ginger	95	13,169	7,740	64,367
3301299200	Essential oils of sandalwood, oth thanpharmaceutical grade	5	148	7,960	24,761
3301299900	Oth essential oils-oth thanpharmaceutical grade	53,316	432,511	701,170	4,924,951
3301300000	Resinoids	2,529	33,057	58,008	513,746
3301901000	Aqueous distillates & solutions ofessential oils suitable for medic use	15,820	56,433	40,598	103,638
3301909000	Oth essential oils (terpeneless or not),incl concretes& absolutes; resinoids	61,917	347,396	439,115	1,871,823
3302101000	Odoriferous alcoholic prep for thealcohol beverages, liquid form	0	10,178	0	42,789
3302102000	Odoriferous alcoholic prep for thealcoholic beverag, in oth form	0	1	0	10
3302109000	Oth mixed of odoriferous of a kind usedin the food or drink industries	255,431	1,469,107	3,394,009	17,942,142
3302900000	Oth prep based on odoriferous substancesfor the manufacture of beverages	2,178,453	14,969,051	28,425,596	184,929,790
3303000000	Perfumes & toilet waters	160,107	1,328,364	1,512,981	12,853,996
3304100000	Lip make-up preparations	89,589	459,780	884,637	5,492,574
3304200000	Eye make-up preparations	55,397	367,335	932,394	5,862,663
3304300000	Manicure or pedicure preparation	58,344	223,271	233,289	1,173,975
3304910000	Powders, whether or not compressed	116,491	479,731	897,972	5,134,005
3304991000	Face & skin creams & lotions	825,955	6,150,852	5,431,766	34,238,263
3304992000	Anti-acne creams	2,464	16,536	33,588	306,741
3304999000	Oth beauty/make-up prep & prep for thecare of the skin (oth than medicamts)	401,074	1,682,789	4,166,363	24,384,531
3305100000	Anti-mycosis shampoos & othershampoos	1,318,614	13,167,382	6,546,377	53,388,462
3305200000	Preparat for permanent waving orstraightening	13,510	117,804	88,468	651,982
3305300000	Hair lacquers	3,650	47,041	36,360	576,310
3305900000	Others preparations for use on the hair	303,704	2,242,517	1,458,096	10,385,549
3306101000	Prophylactic pastes & powders	86,560	427,095	436,501	2,609,844
3306109000	Others dentifrices	22,599	101,774	36,987	222,687
3306200000	Yarn used to clean between the teeth(denital-floss)	1,616	6,494	19,743	63,520
3306900000	Oth prep for oral/dental hygiene, incl.denture fix-active pastes & powder,retail	104,847	398,366	287,272	1,123,067
3307100000	Pre-shave, shaving or after-shavepreparations	8,448	38,871	105,327	542,851
3307200000	Personal deodorants & antiperspirants	82,326	624,540	500,752	4,455,291
3307300000	Perfumed bath salts & oth bathpreparations	58,857	383,944	99,744	694,009
3307410000	Oth agarbatti & oth odoriferous prep.which operate by burning	462,155	2,599,380	378,388	1,904,131
3307491000	Room perfuming preparations	29,005	179,906	233,321	1,042,021
3307499000	Oth prep for perfuming or deodor rooms,incl odoriferous preparat use religious	30,461	290,105	148,040	1,715,648
3307901000	Animal toilet preparations	623	11,510	2,739	39,915
3307902000	Contact lens solution	35,983	305,713	122,110	969,413
3307903000	Papers & tissues, impregnated or coatedwith perfume or cosmetics	14,677	46,994	12,509	81,225
3307904000	Other perfumery or cosmeticsincluding depilatories	0	7,853	0	14,417
3307909000	Oth pre-shave, cosmetic or toilet prep,prep rooms deodorisers, w/ or perfuming	27,694	161,790	53,066	624,319
3401111000	Soap, organic surface-active-for toiletuse-medicated prods	1,339	566,375	49,346	1,331,481
3401112000	Bath soap	424,992	3,135,541	542,794	4,151,029
3401113000	Oth toilet use,of felt or nonwovens, impregnated,coat with soap or detergent	0	4	0	15
3401119000	Oth soap & organic surface fortoilet use	7,905	142,842	28,143	316,292
3401191000	Oth than for toilet use-felt/nonwovensimpregnated,coat with soap or detergent	0	16	0	79
3401199000	Oth soap & organic surface other thanfor toilet use	348	87,597	3,245	216,535
3401201000	Soap in oth form for flotation deinkingor recycled paper	6	95,085	1,382	168,782
3401209000	Soap in oth forms, other than chips	109,457	3,162,921	217,098	4,498,933
3401300000	Organic surface-active prods & prep forwashing in the liquid, put for ret sale	18,662	122,139	211,394	1,611,977
3402111000	Organic surface-active agents, with/notfor retail sale; sulphated fatty alcohol	130,293	1,498,980	263,911	3,740,229
3402112000	Wetting agents used in the manufactureof herbicide	0	17,516	0	31,304
3402119000	Oth anionic-organic surface-active agentwith or not put up for retail sale	229,874	1,793,945	588,330	4,852,989
3402121000	Wetting agents used in the manuf otherbiced-cationic	18,145	857,657	30,506	1,343,039
3402129000	Oth cationic-organic surface-activeagent with/not put up for retail sale	679,419	4,703,027	2,221,144	12,593,393
3402130000	Organic surface-active agents,with ornot for retail sale; non-ionic	1,489,869	12,431,858	3,795,740	30,181,639

**I.3. IMPOR MENURUT KOMODITI / IMPORT BY HS COMMODITY**  
**\*\*\* AGUSTUS / AUGUST 2008 \*\*\***

HS	Uraian Komoditi Commodity Description	Berat Bersih / Net Weight (Kg)		Nilai / Value C.I.F (US\$)	
		Bulan ini Current Month	Kumulatif Cum.Jan. to date	Bulan ini Current Month	Kumulatif Cum.Jan. to date
3402190000	Oth organic surface-active agents,withor not up for retail sale	899,565	6,087,650	2,100,893	13,743,273
3402201100	Anionic surface active prep. in liquidform-put up for retail sale	29,650	208,908	86,426	607,810
3402201200	Anionic washing prep & cleaning prep,incl bleach cleans,liquid form, retail	5,180	190,604	86,660	828,154
3402201300	Oth surface active preparations- inliquid form, for retail sale	4,150	420,796	12,605	862,603
3402201900	Oth wash prep & clean prep,incl bleachcleans & degreas prep,liquid, retail	90,093	1,303,210	310,818	5,199,361
3402209100	Anionic surface active prep. oth thanin liquid form-for retail sale	4,830	15,935	111,024	261,208
3402209200	Anionic washing prep &clean prep, inclbleach,cleans-oth than liquid,retail	3,645	4,113,604	9,508	2,331,310
3402209300	Oth surface active preparation-oth thanin liquid-for retail sale	13,032	66,934	84,990	291,277
3402209900	Oth wash prep & clean prep,incl bleachcleans, oth than liquid, retail sale	83,046	509,397	239,347	1,396,736
3402901100	Anionic surface active preparat-liquidnot put up for retail sale	666,516	3,070,435	1,678,662	7,802,750
3402901200	Oth anionic wash prep & clean prep,incl bleach,liquid,not for retail sale	141,765	1,373,109	343,481	2,866,946
3402901300	Anionic washing prep.or cleaningincl.bleaching, cleansing or degreasing	173,643	2,570,207	374,785	3,168,093
3402901400	Oth organic surface active in liquidform, wetting agents	12,438	121,823	42,986	383,259
3402901500	Oth organic surface active in liquidform, not wetting agents	102,782	1,287,585	282,135	2,962,074
3402901900	Oth wash prep & clean prep,incl bleachcleans, in liquid-not for retail sale	301,065	2,171,525	818,290	5,580,114
3402909100	Anionic surface active preparations,oththan liquid- not for retail sale	79,611	417,431	171,285	1,151,765
3402909200	Anionic wash prep & clean prep,inclbleach,cleans-not liquid-not retail	20,117	1,002,460	68,839	889,513
3402909300	Anionic surface-active prep,not liquidform not for retail sale	148,906	1,816,146	152,023	1,858,973
3402909400	Anionic surface-active prep, not liquidform, wetting agents not for retail sale	5,448	69,003	14,109	227,135
3402909500	Anionic surface-active prep, not liquidform,not wett agents not for retail sale	1,289,768	7,051,867	2,001,908	10,404,165
3402909900	Oth wash/lean prep,incl bleach cleansoth than liquid-not for retail sale	176,525	1,502,609	831,674	4,041,378
3403111100	Liquid lubricating oil prep, for treatmf of textile,or oth materials, cont petrol	81,590	455,235	139,638	1,079,344
3403111900	Oth liquid preprtion for the treatmenttextile or oth materials, cont petroleum	12,263	178,830	36,125	554,409
3403119000	Oth prepar for the treatment of textilematerials,oth than liquid,cont petroleum	62,534	357,959	177,712	1,313,326
3403191100	Liquid oil for aircraft engine cont.petroils/oils obtain. bituminous mineral	4,826	15,328	33,576	111,682
3403191200	Other liquid prep content silicone oil,cont petrole oils,or bituminous mineral	0	75	0	1,317
3403191900	Other liquid for other purposes contpetrol oil or bituminous mineral oils	7,578,881	37,915,424	15,645,346	74,103,604
3403199000	Oth lubricating prep cont petroleum oil	1,097,185	9,801,060	2,798,104	22,188,781
3403911100	Liquid prep cont silicone oil-for treatof textile,or oth matt,not cont petrol	31,383	643,871	129,597	2,367,328
3403911900	Liquid prep for treatment of textilemater,not cont petroleum oil & silicone	264,118	2,234,752	713,343	5,430,256
3403919000	Liquid preparat for treatment of textilor the materials, not cont petroleum oil	839,020	7,863,879	2,008,689	15,944,708
3403991100	Liquid oil for aircraft engine not contpetroleum oils or oils obtain bitumin	1,183	54,440	8,924	227,382
3403991200	Other liquid prep content silicone oilcont petrol oil,or bituminous mineral	0	15	0	1,236
3403991900	Other liquid for other purpose not contpetroleum oil or bituminous mineral oils	13,289	1,955,432	71,003	2,874,703
3403999000	Preparat for treat of textile,leatheroth mater,not cont petrol oil,not liquid	214,902	1,608,308	843,599	6,772,820
3404200000	Artificial waxes & prepared waxes,ofpoly(oxyethylene) (polyethylene glycol)	496,081	2,831,525	1,226,473	6,496,934
3404900000	Oth artificial waxes & prepared waxes.	1,303,799	8,217,436	3,413,251	20,290,357
3405100000	Polishes, creams & similar preparat forwear or leather	46,263	319,144	228,909	1,859,150
3405200000	Polishes,creams & similar prep for themaintenance of wooden furniture	1,240	14,308	11,684	62,439
3405300000	Polishes & similar prep for coachwork,other than metal polishes	9,534	138,389	34,109	416,408
3405401000	Abrasive lapping & honing,in the form of flour,scouring pastes & powder	2,718	46,698	50,957	321,548
3405409000	Oth scouring pastes & powders & otherscouring preparations	45,409	287,500	128,645	815,331
3405901000	Metal polishers	15,368	239,770	38,086	512,496
3405909000	Oth polishers & cream, for footwear,furniture, floors	53,426	288,069	99,151	775,656
3406000000	Candles, tapers & the like.	55,048	561,105	62,011	870,096
3407001000	Modelling pastes, incl those put up forchildrens amusement	3,721	45,344	7,851	127,840
3407002000	Prep known as "dental wax", in sets, inpackings,retail sale or in plates	2,224	2,359	4,652	14,386
3407003000	Other preparations for use in dentistry,with a basis of plaster (of calcined	27,407	99,245	52,691	237,894
3501100000	Casein	198,185	1,599,767	2,249,772	18,012,993
3501901000	Caseinates & other casein derivatives	102,698	785,833	969,025	9,405,526
3501902000	Casein glues	294	22,906	1,455	384,229
3502110000	Egg albumin - dried	0	9,910	0	52,431
3502190000	Egg albumin - oth than dried	1	14,128	110	98,984
3502200000	Milk albumin,incl concentrates of >= 2whey proteins	14,980	353,530	163,282	3,424,264
3502900000	Oth egg albumin	11,641	30,306	64,012	167,525
3503001000	Glues of animal origin	76,695	326,125	102,998	587,425
3503002000	Gelatin in powder form with bloatinglevel a-250 or b-230 or more	39,115	406,473	133,637	1,244,306
3503003000	Isinglass	15	16,844	5	28,283
3503009000	Oth gelatin derivatives,isinglass,otherglue of animal origin,excl casein glues	345,570	1,793,260	1,652,850	7,824,894
3504000000	Peptones and their derivatives, otherprotein substances and their	668,026	4,541,693	1,687,969	11,933,364
3505101000	Dextrins, soluble or roasted starches	3,746,008	24,204,218	2,876,329	18,065,238
3505109000	Oth dextrins & oth modified starches	7,450,455	55,042,408	6,561,670	44,961,960
3505200000	Glues based on starches/dextrins	503,430	3,574,461	989,120	7,078,518
3506100000	Prods suitable for use as glues/adhesivefor ret sale as glues/adhesives < 1 kg	181,387	2,658,820	829,032	7,684,674
3506910000	Adhesives based on polymers of heading39.01 to 39.13 or on rubber	1,560,773	8,280,476	4,466,187	21,268,826
3506990000	Oth prepared glues & oth preparedadhesives, nes	1,119,129	10,870,449	5,416,335	36,393,484
3507100000	Rennet & concentrates thereof	953	43,948	42,654	231,860
3507900000	Oth enzymes; prepared enzymes nes orinclud	342,474	2,762,713	1,871,495	14,837,065
3601000000	Propellent powders	51,003	85,810	1,064,052	1,789,750
3602000000	Prepared explosive, oth than propellentpowders	25,415	1,643,575	1,057,224	8,530,145
3603001000	Semi-fuses, elemented caps, signal tubes	64,089	496,000	1,122,178	7,448,320
3603002000	Safety fuses or detonating fuses	0	181,454	0	4,048,526
3603009000	Oth safety fuses, detonat fuses, percussion detonat caps,igniters,electric dtnt	327,858	1,446,946	3,341,893	15,814,234

**I.3. IMPOR MENURUT KOMODITI / IMPORT BY HS COMMODITY**  
**\*\*\* AGUSTUS / AUGUST 2008 \*\*\***

HS	Uraian Komoditi Commodity Description	Berat Bersih / Net Weight (Kg)		Nilai / Value C.I.F (US\$)	
		Bulan ini Current Month	Kumulatif Cum.Jan. to date	Bulan ini Current Month	Kumulatif Cum.Jan. to date
3604100000	Firecrackers and other fireworks	453	3,522,528	317	3,223,217
3604901000	Distress signal equipment	1,576	39,194	1,507	52,339
3604909000	Oth signalling flares, rain rocket, forsignal & oth pyrotechnic articles	0	4,140	0	777,646
3605000000	Matches,oth than pyrotechnic article of36.04, in pack of >= 100 matches	58	462	305	1,187
3606100000	Liquid/liquified-gas fuel in containersused for filling or refilling <= 300 cm	0	100,061	0	145,988
3606901000	Solid or semi-solid fuels, solidifiedalcohol & oth similar prepared fuels	5,203	45,276	14,419	131,274
3606902000	Lighter flints	11,495	53,313	83,363	380,929
3606903000	Oth ferro-cerium & oth pyrophoric alloyin all forms	0	14,112	0	15,540
3606904000	Resin torches, firefighters & the like	153	10,264	1,208	56,675
3606909000	Oth articles of combustible material asspecified note 2 to this chapter.	314	75,267	3,116	183,030
3701100000	Photographic plates & film in the flatfor x-ray	124,614	477,948	1,189,833	6,213,607
3701200000	Instant print film	0	28,776	0	270,193
3701300000	Oth plates & film, with any side>255 mmspecially for printing industri	303,020	2,523,193	1,871,976	17,663,805
3701910000	Oth plates &film for color photogrhapy(polychrome)	0	184,791	0	436,521
3701990000	Oth plates &film photogrhap(polychrome)specially manuf for printing indust	2,578	69,641	11,105	245,567
3702100000	Film for x-ray	694	16,299	30,171	933,122
3702310000	Oth film,without perforat,of width notexceed 105 mm for photograp(polychrome)	0	54	0	7,561
3702324000	Instant print film in bands of width >=16 mm & length >=120m	6,048	20,267	15,096	45,782
3702329000	Oth film with silver halide emulsi,of a width < 105 mm	5	988	16	1,650
3702393000	Oth infra red transparent film,of a width < 105 mm	0	3,816	0	25,300
3702395000	Oth film, without perforat, of a width <105 mm special prep for medical serv	0	37,747	0	81,726
3702399000	Oth film without perforations of awidth < 105 mm	115	1,313	419	1,859
3702419000	Film for use oth than in medical,surgical,dental or veterinary sciences	1,598	53,647	31,912	2,054,251
3702424000	Film oth than for color photogrh',width>610mm, length >200m, prep for	3,082	8,082	5,965	14,822
3702429000	Film oth than for color photogrh',width> 610mm, length >200m	0	2,626	0	12,372
3702433000	Infra red transparent film, width >610 mm, length < 200 m	1,790	27,945	31,928	334,937
3702435000	Film, width > 610mm, length < 200mspecially prepared for medical service	2,444	38,708	41,778	640,126
3702439000	Oth film of width > 610 mm & length <120 m	3,802	32,407	31,744	215,470
3702443000	Infra red transparent film, 105mm< width < 610mm	4,210	24,624	75,106	322,706
3702445000	Film, 105mm< width<610mm,specially prepared for medical service	11,223	65,755	143,490	757,360
3702449000	Oth film, 105mm < width < 610 mm & length < 120m	9,406	34,809	41,634	219,303
3702519000	Oth film for color photo width < 6mm,length < 14 m	0	70	0	333
3702522000	Film for color photo width<6mm, length>14 m, for cinematography	94	749	6,437	63,149
3702529000	Film for color photo width<16mm,length > 14 m	0	9	0	2,163
3702549000	Oth film for color photo16mm<width<35mm,length<30m, oth than for slides	15,967	46,914	45,926	125,126
3702552000	Film for color photo 16mm< width<35mm,length<30m, for cinematography	804	2,521	54,832	199,477
3702559000	Oth film 16mm< width<35mm, length> 30mfor color photography	11,305	88,471	380,399	2,581,235
3702565000	Film width>35mm,for color photographyspecially prepared for medical service	0	75	0	2,610
3702569000	Oth film width> 35mm, for colorphotography	0	5,340	0	34,826
3702914000	Infra red transparent film oth thancolor photog width < 16mm	0	1	0	203
3702939000	Oth film oth than for color photo 16mm<width<35mm, length<30m	0	3,951	0	43,585
3702949000	Oth film 16mm< width<35mm, length<30m,oth than for color photography	0	1,126	0	3,298
3702952000	Film oth than for color photo width >35 mm for cinematography	29	29	89	89
3702956000	Film oth than for color photo width >35 mm prepared for medical service	294	9,714	856	55,822
3702959000	Oth film oth than for color photography	4,821	13,322	7,681	72,782
3703100000	Photographic paper, paperboard&textil,unexposed, rolls,width of 610-1000mm	11,155	139,023	28,072	205,879
3703200000	Oth photograph paper, sensitis, unex-posed for color photography	52,052	1,115,845	125,062	4,924,570
3703900000	Oth photograph paper, paperboard & textsensitised, unexposed,	21,531	875,158	25,215	2,165,255
3704001000	Plate & film for x-ray,unexposed but notdeveloped	0	108,050	0	416,019
3704009000	Oth photograph plates,film,paper,paper-board & textiles,expos but not developed	9,377	389,600	56,291	773,607
3705100000	Photograph plates & film, exposed &developed,for offset reproduc	32,937	128,153	30,610	132,361
3705901000	Photograph plates & film, exposed &developed,for x-ray	0	249	0	14,072
3705902000	Microfilms, exposed and developed	0	4,240	0	2,091
3705909000	Oth photograph plates & film,expos &developed,oth than cinematographic film	7,676	37,640	37,032	170,691
3706101000	Newsreels,travelogues,technical & scien-tic film exposed&developed,width>=35mm	1,899	24,404	139,996	1,789,158
3706109000	Oth cinematograph film, expos & deve-losed of a width >= 35 mm	1,795	12,700	130,294	897,088
3706909000	Oth cinematgrphic film,expos & developwith or not incorporating soundtrack	2	3,488	1,674	30,794
3707100000	Sensitising emulsion,for photo use (oththan varnishes, glues, adhesives),retail	31,468	115,476	233,684	504,836
3707901000	Flashlight materials, unmixed prods forphotog uses,put up in measur portions	0	2,212	0	34,222
3707909000	Oth chemical prep for photographic uses,put in measur portions, ready for use	420,055	3,291,220	1,394,135	13,689,491
3801100000	Artificial graphit,in the form of pasteblocks,plates or oth semimanufacts	53,234	444,316	286,740	2,016,140
3801200000	Colloidal/semi-colloidal graphite, inpastes,blocks,plates or oth semimanufac	13,453	464,665	41,221	852,097
3801300000	Carbonaceous pastes for electrodes &similar paste & for furnace linings	436,331	5,397,653	639,964	4,958,712
3801900000	Oth artificial graphit;colloidal or semigraphite,pastes, blocks or plates	48,121	421,929	185,462	1,651,327
3802100000	Activated carbon, including spentanimal black	251,689	2,437,479	423,565	4,201,859
3802901000	Activated bauxite, including spentanimal black	179,682	995,958	86,576	443,932
3802902000	Activated clays & activated earth, inclspent animal black	2,106	327,118	3,003	194,932
3802909000	Oth activat natural mineral prod,animalblack include spent animal black	856,224	6,408,304	304,681	3,409,172
3803000000	Tall oil, whether or not refined.	52,412	226,599	112,771	421,460
3804001000	Concentrated sulphite lye	3,269	585,549	6,195	596,645
3804009000	Oth residual lyes from woodpulp with ornot concentrat,desugar or chemical treat	548,602	5,564,022	1,574,710	7,773,239
3805100000	Gum, wood or sulphate turpentine oils	9,839	495,404	25,147	806,306
3805900000	Oth terpenic oil produc by the distillat of coniferous wood & oth crude paracy	108,212	1,148,794	251,753	1,900,492

I.3. IMPOR MENURUT KOMODITI / IMPORT BY HS COMMODITY

\*\*\* AGUSTUS / AUGUST 2008 \*\*\*

HS	Uraian Komoditi Commodity Description	Berat Bersih / Net Weight (Kg)		Nilai / Value C.I.F (US\$)	
		Bulan ini Current Month	Kumulatif Cum.Jan. to date	Bulan ini Current Month	Kumulatif Cum.Jan. to date
3806100000	Rosin & resin acids	423,723	2,003,499	574,895	2,797,573
3806200000	Salt of rosin,of resin acid, of drv orresin acid,oth than salt of rosin addict	5,747	16,313	21,042	56,594
3806301000	Ester gums - in blocks	0	250	0	2,847
3806309000	Ester gums - in oth forms	127,934	1,211,810	231,392	2,828,196
3806901000	Run gums in blocks	0	4	0	50
3806909000	Oth derivates rosin & resin acidsthereof	255,421	2,298,707	374,705	3,318,554
3807000000	Wood creosote	78,401	382,862	56,794	457,571
3808501100	Intermediate preparations for themanufacture of insecticides,subhd note 1	48,309	833,654	573,614	6,634,018
3808501200	Insectisides in the form of mosquitocoils/mosquito coil powder, subhd note 1	0	22,481	0	33,890
3808501300	Insecticides in aerosol containerssubhd note 1	228	228	7,747	7,747
3808501900	Insecticides, in oth form, subhd note 1	421,404	3,966,769	1,964,876	14,328,459
3808502000	Fungicides, subhd note 1	249,392	3,499,914	903,633	13,605,578
3808503000	Herbicides, anti-sprouting products andplant-growth regulators, subhd note 1	442,922	5,236,286	1,692,040	13,916,457
3808504000	Disinfectants, subhd note 1	20,560	211,309	58,764	774,602
3808509100	Wood preserv, being prep oth than surface coat,cont insect/fungi subhd note 1	0	10,000	0	61,500
3808509900	Oth disinfect,smlar product,put up inform/pack for retl sale, subhd 1	665	127,117	61,909	886,558
3808911000	Intermediate preparation for the mnfactof insecticides, not subhd note 1	33,192	358,460	1,840,845	8,958,174
3808912000	Insecticide in the form of mosquito coil/mosquito coil powder, not subhd note 1	0	100,815	0	179,932
3808919000	Insecticides, in oth form, not subhdnote 1	140,624	2,324,943	959,412	9,727,890
3808920000	Fungicides, not subhd note 1	164,968	2,429,290	1,255,896	12,038,452
3808930000	Herbicides, anti-sprouting products andplant-growth regulator, not subhd note 1	1,165,549	9,174,364	3,236,906	32,288,482
3808940000	Disinfectants, not subhd note 1	28,401	224,533	190,959	1,021,573
3808991000	Wood preserv,being prep oth than surface coat,cont insect/fungi not subhd note 1	0	14,964	0	94,581
3808999000	Oth disinfect,smlar product, put up inform/pack for retl sale,not subhd note 1	31,220	199,022	77,761	1,490,674
3809100000	Oth finish agent,dye carriers to accelewith a basis of amylaceous substances	363,829	3,344,519	416,038	3,023,543
3809910000	Oth finish agent,dye carriers to accelekind used in the textile or like indust	1,681,999	12,828,531	3,878,997	29,305,675
3809920000	Oth finish agent,dye carriers to accelekind used in the paper or like indust	1,779,473	11,696,556	4,660,181	28,374,366
3809930000	Oth finish agent,dye carriers to accelekind used in the leather or like indust	230,821	2,804,656	601,711	7,598,093
3810100000	Pickling prep for metal surfac,soldering, brazing, welding powders	1,111,157	7,990,443	3,131,241	19,085,719
3810900000	Other prep of a kind used as cores orcoating for weld electrodes or rods	455,742	4,823,080	1,707,467	14,633,994
3811110000	Anti-knock preparation, based on leadbased on lead compound	324	48,570	2,776	175,724
3811190000	Oth anti-knock preparations	85,488	771,448	416,047	3,117,949
3811211000	Additive for lubricat oils,cont petroloil & oil obtain from bitumin,retail	42,240	202,306	72,699	568,333
3811219000	Additive for lubricat oils,cont petroloil & oil obtain from bitumin,not retail	3,818,590	25,049,546	11,494,142	63,886,651
3811290000	Oth additive for lubricat oils,contpetrol oil & oil obtain from otmn minera	612,114	3,889,681	1,417,659	8,121,638
3811901000	Anti knock prep., rust preventativ& corrosion inhibitors	180,409	1,086,939	930,735	4,911,432
3811909000	Oth anti-knock prep.,for mineral oilliquid used as mineral oils	383,406	2,879,008	2,288,858	10,692,802
3812100000	Prepared rubber accelerators	1,098,492	8,501,991	3,941,923	24,327,432
3812200000	Compound plasticisers for rubber orplastics	1,210,864	6,841,079	2,181,764	11,374,597
3812301000	White carbon	104,203	1,400,106	165,563	2,161,953
3812309000	Oth anti oxidising prep & oth compoundstabilisers for rubber or plastics	1,948,372	13,560,553	6,476,357	41,399,495
3813000000	Prep. & charge for fire-extinguishercharged fire-extinguishing grenades	242,956	1,588,533	280,027	2,987,250
3814000000	Organic composite solvents & thinners,prepared paint or varnish removers	523,739	6,961,352	1,462,040	17,038,752
3815110000	Supported catalyst,with nickel/nickelcompounds as the active substance	56,813	392,143	864,712	5,640,354
3815120000	Supported catalyst, with precious metalcompounds as the active substance	66,129	252,416	1,859,499	21,788,254
3815190000	Oth supported catalysts	237,848	1,434,418	1,002,257	17,170,478
3815900000	Oth reaction initiators,reaction accelerators catalytic prep,nes or incld	769,447	11,478,579	2,153,551	32,713,140
3816001000	Refractory cements, mortars, concretes	2,987,949	19,644,414	1,546,329	10,160,903
3816009000	Oth refractory cements, mortars, concret	1,986,271	15,391,916	940,113	9,334,251
3817000000	Mixed alkylbenzenes & mixed alkylnaphthalanes oth than head 2707 or 2902	4,866,871	36,050,695	11,422,797	67,542,003
3818000000	Wafers/discs with silicon content	33,597	296,781	355,838	4,561,994
3819000000	Hyd brake fluids&oth for hyd trnsmssionwhether or not cont<70% weight of petrol	741,156	3,650,815	1,393,709	7,340,637
3820000000	Anti-freezing preparations & preparedand prepared de-icing fluids	53,674	300,212	151,155	865,773
3821001000	Prepared culture media for development	4,897	74,503	120,747	1,609,546
3821009000	Oth prepared culture media fordevelopment	44,331	223,146	359,697	1,568,100
3822001000	Plate,sheet, film, foil&strip of plasticimpreghtd/coated with diag. reagents	4,219	76,726	370,870	3,626,869
3822002000	Paperboard,cellulose wadding&web fibreimpreghtd/coated with diag. reagents	3,037	62,217	157,579	1,644,057
3822003000	Sterilisation indicator strips & tapesoth thn heading 3002 or 3006	1,801	6,091	7,349	61,483
3822009000	Oth diagnostic/lab reagents & preparedwhether or not head 30.02 or 30.06	145,780	1,115,959	2,669,686	19,325,236
3823110000	Stearic acids	247,411	2,036,968	364,396	2,646,997
3823120000	Oleic acids	94,654	442,306	148,993	741,985
3823130000	Tall oils fatty acids	365,544	2,930,849	568,122	3,948,715
3823191000	Acids oil from refining	0	118,881	0	243,572
3823199000	Oth industrial monocarboxylic fatty acid	437,045	3,936,942	966,910	8,494,316
3823701000	Industry fatty alcohols in the formof wax	841	28,331	3,380	56,777
3823709000	Oth industry fatty alcohols in the formof wax	1,177,791	7,307,687	2,344,987	13,802,895
3824100000	Prepared binders for foundry mouldsor core	269,078	1,897,655	488,571	3,545,122
3824300000	Non-agglomerated metal carbides mixedtogether with metallic binders	15	4,511	1,135	169,661
3824400000	Prepared additives for cements, mortarsor concretes	1,749,149	10,178,259	3,531,584	19,176,022
3824500000	Non-refractory mortars & concretes	20,066	255,395	14,317	534,149
3824600000	Sorbitol oth than that ofsubheading 2905.44	29,730	371,391	29,650	308,208
3824720000	Mix cont halogenated, drv methane,ethanecont bromochlorodi(tri)fluoromethane	0	1,042	0	3,386
3824750000	Mix cont halogenated, drv methane,ethanecontaining carbon tetrachloride	200	3,674	1,511	5,058

**I.3. IMPOR MENURUT KOMODITI / IMPORT BY HS COMMODITY**

\*\*\* AGUSTUS / AUGUST 2008 \*\*\*

HS	Uraian Komoditi Commodity Description	Berat Bersih / Net Weight (Kg)		Nilai / Value C.I.F (US\$)	
		Bulan ini Current Month	Kumulatif Cum.Jan. to date	Bulan ini Current Month	Kumulatif Cum.Jan. to date
3824760000	Mix cont halogenated, drv methane,ethanecont 1,1,1-3-chloroethan(methyl chlrfm	0	1,715	0	15,825
3824780000	Mix cont halogenated, drv methane,ethanecont PFC or HCFC but not CFC or HCFC	15,324	59,191	18,126	103,350
3824790000	Other mix cont halogenated, drv methane,ethane	317,938	1,625,028	1,336,050	4,949,916
3824810000	Mix & preparation containing oxirane(ethylene oxide)	0	8,911	0	34,037
3824820000	Mix & preparation containing pbbs, PCBs, PCTs	0	20	0	566
3824830000	Mixtures & preparation containingtris(2,3-dibromopropyl) phosphat	0	357	0	3,512
3824901000	Ink removers,stencil correctors&oth,corrector fluids in package	93,174	918,921	280,642	3,160,712
3824902000	Mixtures of chemical, of a kind used inmanufactured of foodstuff	18,847	110,858	65,158	382,343
3824903000	Copying pastes with a basis of gelatinpresented in bulk/ready to use	0	109,220	0	381,985
3824904000	Composite inorganic solvents	6,365	2,196,576	100,960	1,323,983
3824905000	Acetone oil	4,965	10,147	63,402	137,492
3824906000	Preparations/mixtures cont monosodiumglutamate	7,119	109,976	57,145	731,893
3824909000	Oth prods & preparations cont cfc-11,12,115, and halon	5,461,379	43,583,612	14,819,099	108,633,214
3825410000	Waste organic solvents halogenated	0	1,260	0	32,772
3825690000	Oth wastes from chemical/allied industoth than cont.organic constituent	0	50	0	72
3825900000	Oth residual prods of the chemical/allied industry	0	49,531	0	407,356
3901103000	Polyethylene < 0.94 in liquids orpastes	72,426	717,166	217,010	1,614,081
3901109010	Polymers of ethylene, in granule form	17,187,423	112,260,350	30,693,177	187,806,288
3901109090	Polymers of ethylene other form	2,759,043	23,473,225	4,524,870	39,473,374
3901200000	Polyethylene having a specific gravity0.94 or more	14,434,717	81,034,479	24,156,359	133,758,228
3901303000	Ethylene-vinyl acetate copolymersin liquid or pastes	1,328,470	8,971,853	1,828,327	11,285,962
3901309000	Ethylene-vinyl acetate copolymersin other form	2,662,746	19,516,955	6,414,304	39,809,160
3901903000	Oth polymers of ethylene in liquidor pastes	27,482	339,273	56,200	716,001
3901909000	Oth polymers of ethylene in other form	9,689,530	72,679,622	14,876,915	101,196,591
3902101000	Polypropylene in powder form	76,786	5,373,447	167,344	8,836,774
3902102000	Polypropylene in granule form	22,582,550	151,902,084	44,278,116	251,887,141
3902109000	Polypropylene in other form	2,701,674	19,389,668	5,026,323	24,770,109
3902203000	Polysobutylene liquids/pastes	82,037	470,179	272,778	1,592,982
3902209000	Polysobutylene in oth forms	126,627	1,713,681	255,068	3,191,573
3902303000	Propylene copolymers in liquidor pastes	19,908	628,984	57,435	1,025,180
3902309010	Propylene copolymers in granule form	15,689,597	100,792,553	30,361,397	156,938,131
3902309090	Propylene copolymers in other form	1,123,365	8,459,677	1,962,484	13,108,577
3902903000	Oth polymers of propylene in liquidor pastes	19,005	151,333	55,887	333,437
3902909000	Oth polymers of propylene in other form	1,156,311	10,757,666	3,054,910	22,404,221
3903110000	Expandible polymers of styrene	1,430,793	15,362,838	2,635,749	26,386,124
3903190000	Other polymers of styrene	4,060,802	33,149,213	7,985,578	57,000,725
3903203000	Styrene-acrylonitrile (SAN) copolymersin aquaeous dispersion	135,941	803,625	220,463	1,051,286
3903209000	Oth styrene-acrylonitrile (SAN)copolymers	556,195	4,077,203	1,289,602	8,409,160
3903303000	Acrylonitrile-butadiene-styrene (ABS)copolymers in aquaeons dispersion	79,260	821,780	196,650	1,963,526
3903309000	Acrylonitrile-butadiene-styrenecopolymers in other form	6,094,863	45,954,837	12,532,923	93,057,180
3903903000	Oth polymers of styrenein aquaeons dispersion	57,700	994,038	96,993	1,445,058
3903909000	Oth polymers of styrenein other form	194,469	1,943,699	546,851	4,456,905
3904101000	PVC homopolymers, suspension tyenot mixed with oth substances	542,221	3,025,868	248,650	1,371,325
3904109000	PVC in other form	3,606,279	24,144,283	6,051,286	38,847,558
3904210000	Oth poly(vinyl chloride) non plasticised	96,552	1,043,387	86,915	880,313
3904220000	Oth poly(vinyl chloride) plasticised	853,239	3,793,849	1,374,330	5,777,672
3904300000	Vinyl chloride-vinyl acetate copolymers	175,061	1,316,540	638,011	3,597,406
3904400000	Other vinyl chloride copolymers	154,654	875,524	455,934	2,767,946
3904504000	Vinylidene chloride polymr in dispersion	0	6,606	0	15,423
3904509000	Vinylidene chloride polymersin other form	153,063	1,702,621	334,649	2,781,218
3904610000	Fluoro-polymerspolytetrafluoroethylene	25,986	157,363	136,483	947,284
3904693000	Fluoro-polymers polytetrafluoroethylenedispersions	5,187	12,881	37,157	82,725
3904699000	Oth fluoro-polymers in other form	20,299	64,190	243,594	758,805
3904903000	Oth fluoro-polymer polytetrafluoroethylidispersions	0	1,172	0	28,231
3904909000	Oth polymers vinyl chloride in oth forms	24,487	400,304	130,955	969,990
3905120000	Poly(vinyl acetate) in aqueousdispersions	204,747	1,042,230	265,808	1,373,502
3905190000	Other poly(vinyl acetate)	122,488	2,141,852	536,160	4,097,239
3905210000	Vinyl acetate copolymers in aqueousdispersions	236,177	2,776,867	258,232	2,827,847
3905290000	Other vinyl acetate copolymers	96,263	770,874	254,893	1,807,867
3905301000	Poly (vinyl alcohol) in aqueousdispersions	1,500,481	1,514,318	1,943,664	1,958,071
3905309000	Poly (vinyl alcohol)in other form	1,700,255	13,628,473	5,052,125	37,161,076
3905910000	Copolymers of vinyl acetate or of othervinylester	14,336	611,660	153,943	2,716,089
3905990000	Oth polymer of vinyl acetate/oth vinylesters;oth vinyl polymers; primary form	52,285	476,951	543,507	3,964,680
3906101000	Poly(methyl methacrylate) in aqueousdispersions	72,371	387,920	229,198	1,045,017
3906109000	Oth poly(methyl methacrylate)in other form	629,636	4,791,750	1,649,595	11,064,483
3906901100	Oth acrylic copolymers in aqueaeousdispersions	666,093	3,702,915	1,382,743	6,971,149
3906901900	Oth acrylic copolymers in other forms	558,574	5,150,050	1,362,907	11,897,508
3906909100	Oth acrylic polymers in aqueaeousdispersions	859,780	4,508,584	1,236,143	6,002,895
3906909900	Oth acrylic polymers in other forms	2,130,335	17,505,392	6,308,965	47,558,409
3907100000	Polyacetals	791,337	6,836,230	2,043,233	16,443,287
3907200000	Other polyethers	5,115,065	28,450,151	11,080,119	56,889,761
3907302000	Epoxide resins based powder coating	146,676	636,684	497,384	2,736,387
3907303000	Epoxide resins in liquids/pastes	720,589	6,455,910	2,792,059	25,406,153

**I.3. IMPOR MENURUT KOMODITI / IMPORT BY HS COMMODITY**  
**\*\*\* AGUSTUS / AUGUST 2008 \*\*\***

HS	Uraian Komoditi Commodity Description	Berat Bersih / Net Weight (Kg)		Nilai / Value C.I.F (US\$)	
		Bulan ini Current Month	Kumulatif Cum.Jan. to date	Bulan ini Current Month	Kumulatif Cum.Jan. to date
3907309000	Epoxide resins in oth form	1,558,805	10,179,733	5,504,674	35,740,968
3907400000	Polycarbonates	3,477,082	21,953,432	9,262,004	60,304,098
3907500000	Alkyd resins	40,205	1,167,134	119,798	2,206,709
3907601000	Poly(ethylene terephthalate) in aqueousdispersions	6,010	102,121	24,883	170,133
3907609000	Poly(ethylene terephthalate) in oth form	3,660,775	48,724,690	7,617,761	72,689,007
3907700000	Poly(lactic acid)	20,382	45,907	44,008	116,849
3907912000	Oth polyesters unsaturated in chip form	24,290	146,392	19,525	400,117
3907919000	Oth polyesters unsaturated in oth form	180,911	2,683,906	429,110	5,546,858
3907994000	Oth polyester satureted based powdercoating	27,926	215,356	89,537	796,462
3907999000	Oth polyesters saturated in oth form	2,876,182	25,693,164	5,591,249	44,954,972
3908101000	Polyamides in primary forms, polyamide-6	4,251,654	35,676,509	12,937,795	100,705,755
3908109000	Oth polymde-6,-11,-12,-6,6,-6,9,-6,10	785,763	7,857,659	2,238,271	22,630,921
3908900000	Other polyamides	342,529	3,065,007	1,151,321	9,375,369
3909101000	Urea resins, thiourea resin in mouldingcompound	115,653	1,445,435	214,209	3,021,490
3909109000	Other urea resins	332,953	3,292,329	485,658	5,095,570
3909201000	Melamine resins in moulding compound	261,535	2,637,980	761,633	6,640,501
3909209000	Other melamine resins	337,363	1,912,560	613,287	4,004,692
3909301000	Oth amino-resins in moulding compound	102,641	994,009	203,290	1,387,409
3909309000	Oth amino-resins, oth thn mouldingcompound	509,629	3,228,129	1,295,725	7,183,369
3909401000	Phenolic resins in moulding compound	11,826	171,901	53,628	595,006
3909409000	Other phenolic resins	1,238,076	8,793,552	2,463,951	17,563,856
3909500000	Polyurethanes	2,173,923	14,597,686	6,155,492	44,840,796
3910002000	Silicones in dispersions or in the formof solutions	560,906	4,632,907	2,162,043	16,709,457
3910009000	Silicones in oth forms	529,507	4,605,741	2,760,595	21,037,021
3911101000	Petroleum,coumarone,indene/coumaroneinde in liquid or pastes	62,878	983,951	129,324	1,800,274
3911109000	Petroleum, coumarone, indene/coumaroneindene in oth form	1,631,310	10,332,025	3,388,054	20,838,962
3911900000	Oth petroleum, coumarone, indene/coumaroneindene in oth form	1,468,912	10,318,393	4,067,943	27,033,442
3912110000	Cellulose acetates non-plasticised	7,126	57,630	2,729	67,464
3912120000	Cellulose acetates plasticised	781	22,193	7,387	145,437
3912201100	Water-based semi-finished nitrocellulosecellulose nitrates non plasticised	4	15,603	6	34,624
3912201900	Oth cellulose nitrates non plasticised	254,985	3,438,648	600,478	7,671,165
3912202000	Cellulose nitrates plasticised	0	425,099	0	963,552
3912310000	Carboxymethylcellulose & its salts	647,051	4,473,361	1,787,100	12,063,499
3912390000	Oth cellulose ethers	302,249	2,137,643	1,915,456	12,863,180
3912902010	Regenerated cellulose	50,269	154,102	165,320	480,801
3912902090	Other regenerated cellulose	138,544	892,517	645,063	4,516,433
3912909000	Oth cellulose in other form	201,856	1,353,081	801,096	5,572,821
3913100000	Alginic acid, its salts & esters	164,590	1,104,539	1,091,614	6,332,718
3913900000	Oth natural polymers & its modified, inprimary form	162,964	1,883,144	926,920	8,581,798
3914001000	Ion-exchangers based on plymrs of headof a kind used	223,098	1,331,076	428,050	2,676,075
3914009000	Oth ion-exchangers based on plymrs ofhead of a kind used	208,567	1,613,510	732,243	6,508,030
3915100000	Waste, parings & scrap, of polymers ofethylene	208	6,155	37,752	70,473
3915200000	Waste, parings & scrap, of polymers ofstyrene	0	564	0	13,132
3915909000	Waste, parings & scrap, of other plastic	1,404,175	5,861,645	134,362	705,479
3916101000	Monofilament of polymers of ethylenechloride	16,238	110,894	76,345	735,337
3916102000	Monofilament of polymers of ethylenetrods, sticks and profile shapes	12,745	126,091	46,796	284,973
3916201000	Monofilament of polymers of vinylchloride	14,340	313,682	66,122	770,021
3916202000	Monofilament of polymers of vinyltrods, sticks and profile shapes	76,192	782,700	188,196	2,001,610
3916904000	Monofilament of other plasticsof hardened proteins	52	41,825	243	88,398
3916909000	Oth monofilament of other plastics	153,253	1,282,508	723,187	6,389,973
3917101000	Artificial guts (sausage casings) ofhardened proteins	6,930	30,735	200,523	744,638
3917109000	Artificial guts (sausage casings) ofcellulosic materials	74,629	513,090	533,822	4,415,989
3917210000	Tube,pipe,hose,fitting therefor ofplastic of polymers of ethylene	121,135	488,734	189,084	1,147,484
3917220000	Tube,pipe,hose,fitting therefor ofplastic of polymers of propylene	44,478	183,340	276,086	906,591
3917230000	Tube,pipe,hose,fitting therefor ofplastic of polymers of vinyl chloride	225,838	1,991,292	263,015	2,654,414
3917290000	Tube,pipe,hose,fitting therefor ofplastic of other plastics	700,844	4,662,434	2,173,525	15,065,249
3917310000	Flexible tubes, pipes and hoses havea minimum burst pressure of 27.6 mpa	136,567	1,031,966	316,880	3,327,135
3917321000	Sausage & ham casings, without fittingsof plastics	2,869	40,796	22,751	177,333
3917329000	Oth unflexible tubes, pipes & hoses, notreinforced, without fittings	426,896	1,758,669	750,227	3,002,402
3917330000	Oth, not reinforced/otherwise combinedwith oth materials/fittings of 3917.30	7,848	50,346	31,947	208,690
3917390000	Oth tubes, pipes and hoses	222,243	2,282,495	690,582	5,305,766
3917400000	Fittings of plastics	240,508	2,131,617	960,153	7,854,674
3918101100	Tiles of polymers of vinyl chloride	38,850	246,051	40,849	265,468
3918101900	Oth floor covering of polymers of vinylchloride	3,657,701	19,738,977	1,460,930	8,400,195
3918109000	Wall or ceiling coverings of polymers ofvinyl chloride	1,949,589	8,237,317	713,206	4,213,892
3918901100	Tiles, of polyethylene	10,320	823,515	93,601	2,128,056
3918901300	Oth floor coverings of polyethylene	60,687	1,664,135	54,858	2,904,487
3918901900	Oth floor coverings of oth plastics	191,177	763,670	168,839	844,549
3918909100	Wall or ceiling covering of polyethylene	181,294	3,069,847	295,275	3,306,358
3918909900	Wall or ceiling coverings of oth plastic	108,618	967,897	197,231	1,591,975
3919101000	Tape in roll,width=<20cm,of polymers of vinyl chloride	86,054	982,737	428,330	3,024,074
3919102100	Tape in roll,width=<20cm,of polyethyleneused in mnfctre of telephonc/elect wire	36,788	512,367	240,619	2,135,819
3919102900	Tape in roll,width=<20cm,of polyethyleneused for other	300,779	2,258,475	1,328,742	8,644,293



**I.3. IMPOR MENURUT KOMODITI / IMPORT BY HS COMMODITY**  
**\*\*\* AGUSTUS / AUGUST 2008 \*\*\***

HS	Uraian Komoditi Commodity Description	Berat Bersih / Net Weight (Kg)		Nilai / Value C.I.F (US\$)	
		Bulan ini Current Month	Kumulatif Cum.Jan. to date	Bulan ini Current Month	Kumulatif Cum.Jan. to date
3919109000	Oth self-adhesive plate, sheet, film, in roll, width =<20 cm, of oth plastics	563,364	4,009,120	2,283,827	17,947,783
3919901000	Oth self-adhesive plates, sheets, film, foil, tape of polymers of vinyl chloride	166,927	1,918,135	506,667	5,286,538
3919909000	Oth self-adhesive plates, sheets, film, foil, tape, strip of plastics	1,274,873	14,055,753	6,134,414	36,269,990
3920100000	Oth tape of polymer of ethylene, not formfg of telephonic/electric wire	1,967,888	17,639,803	4,188,747	39,463,698
3920200010	Bopp film, of polymers of propylene	2,739,602	26,584,251	7,090,226	56,207,144
3920200090	Oth tape of polymer of propylene used as an adhesive by melting	1,364,285	6,698,090	3,276,876	13,766,009
3920301000	Polymers of styrene used as an adhesive by melting	17,552	409,782	56,507	701,979
3920309000	Polymers of styrene not used as an adhesive by melting	223,057	842,936	221,911	1,759,700
3920430000	PVC tape weight >6% of plasticiser used than mfg of telephonic/electric wire	632,259	3,615,348	1,225,110	8,518,142
3920490000	Other of polymers of vinyl chloride	656,758	4,396,486	1,466,592	9,878,682
3920510000	Oth plate, sheet, film, foil or strip of acrypolymers of methyl methacrylate	306	1,351	1,780	14,734
3920590000	Oth plates, sheets, film, foil & strip of oth acrylic polymer of methyl methacrylate	83,203	395,861	546,108	4,285,270
3920610000	Film, of polycarbonates	280,301	2,860,262	433,983	4,824,625
3920621000	Film, of poly(ethylene terephthalate) used as an adhesive by melting	416,425	3,268,401	1,420,432	9,033,069
3920629000	Oth plate, sheet, foil & strip of poly-(ethylene terephthalate)	87,649	960,160	283,849	2,805,702
3920630000	Tapes, of unsaturated polyesters,	8,288	57,570	17,454	158,399
3920690000	Tapes, of oth polyesters, used as an adhesive by melting	650,091	4,940,023	2,049,773	14,279,257
3920711000	Cellophane film	8,398	61,656	29,983	209,980
3920712000	Viscose tear-off ribbon, foil	6,731	784,060	25,670	1,370,511
3920719000	Oth plate, sheet & strip of regenerated cellulose used oth than adhesive by melti	411	523,394	2,207	272,101
3920730000	Cellulose acetate, plasticized, used as an adhesive by melting	1	3,233	51	40,597
3920790000	Plate, sheet, foil & strip of oth cellulose derivatives	76	1,075	16,356	35,617
3920911000	Film of poly(vinyl butyral), thickness 0.38~0.76mm width <= 2m	114,547	1,430,486	559,813	7,600,796
3920919000	Oth film of poly(vinyl butyral), plate,	55,709	396,018	173,460	1,962,267
3920921000	Plate, sheet, foil & strip of nylon 6 of polyamides	2,292	47,931	51,308	386,350
3920922000	Plate, sheet, foil & strip of polyamides, used as an adhesive by melting	0	6,151	0	51,678
3920929000	Plate, sheet, foil & strip of oth polyamides	20,430	227,085	84,156	941,944
3920931000	Plate, sheet, foil & strip of melamine, of amino-resins	0	7,860	0	55,242
3920939000	Oth plate, sheet, foil & strip of amino used oth than an adhesive by melting	3,522	60,501	4,621	121,230
3920941000	Phenol formaldehyde (bakeite) sheets	64,417	407,595	164,949	971,234
3920949000	Oth plate, sheet, foil & strip of phenolic resins	2,801	12,233	14,642	54,966
3920990010	Corrugated sheets & plates, of other plastics	19,097	166,244	204,514	583,160
3920990090	Oth plate, sheet, foil & strip of other plastics	209,302	1,098,182	575,433	5,575,240
3921111000	Plates & sheets, cellular, of polymers of styrene	386,223	1,281,838	662,586	2,056,443
3921119000	Film, foil & oth strip, cellular, oth than plate and sheet	45,902	317,101	111,916	959,604
3921120000	Tapes of PVC, in plates & sheets form used as mfg telephonic/elect. wire	1,321,290	8,071,098	1,304,955	7,400,502
3921130000	Plates & sheets of polyurethanes	198,687	790,615	757,360	5,393,625
3921141000	Plates and sheets of regenerated cellulose	27,852	122,554	91,080	393,409
3921149000	Film, foil & oth strip of regenerated cellulose used in mfg telephonic/elect. wir	19,711	216,262	53,755	458,544
3921191000	Tapes in plate & sheet, of oth plastics	202,650	2,102,443	693,085	3,486,706
3921199000	Tapes in oth form, used in the oth than mfg of telephonic/electric wire	716,177	8,928,330	1,128,229	10,438,619
3921902000	Plates & sheets, not cellular plate and sheet	172,763	1,505,627	542,986	3,315,423
3921909000	Film, foil & oth strip, not cellular oth than plate and sheet	1,230,289	6,053,112	2,803,943	14,836,370
3922100000	Baths, shower-baths, sinks & washbasins	75,926	848,079	329,408	2,502,877
3922201000	Lavatory covers of plastic	36,529	184,082	167,633	759,335
3922202000	Lavatory seats, of plastics	6,659	62,271	13,184	95,842
3922901100	Parts of flushing cisterns, of plastics	9,944	62,985	50,033	281,587
3922901900	Flushing water closets (lavatory pans) and urinals	10,021	70,982	76,724	540,765
3922909000	Similar sanitary ware, of plastics	166,808	1,689,721	305,144	2,688,209
3923100000	Boxes used for cinematographic films, tape and disks	1,070,651	7,626,977	2,829,143	24,468,262
3923211000	Aseptic bag of polymers of ethylene with aluminium foil in forcing material	49,149	406,419	170,889	1,566,899
3923219000	Oth sacks & bags, of polymers of ethylene	936,017	4,367,254	3,347,458	13,530,788
3923290000	Oth articles for the conveyance or packing of goods of oth plastics	924,034	6,240,897	2,423,397	19,795,777
3923301000	Toothpaste tubes container, of plastic	67	14,890	1,995	104,358
3923309000	Carboys, bottles, flasks & similar article, not toothpaste tube container	626,526	4,727,509	2,324,430	19,440,721
3923400000	Spool, cop, bobbin & similar support	104,801	1,090,022	975,131	8,034,421
3923500000	Stoppers, lids, caps and other closures	485,177	3,455,163	2,610,290	17,177,296
3923900000	Oth articles for the conveyance/packing goods of plastics	418,766	3,806,463	1,623,943	14,860,134
3924100000	Tableware & kitchenware	1,117,961	5,795,599	1,725,812	11,265,217
3924901000	Bed pans, urinals (portable type) & chamber pots	1,325	54,574	5,169	279,185
3924909000	Oth household & toilet articles, of plastics	891,600	4,597,076	1,525,315	9,199,476
3925100000	Reservoirs, tanks, vats & similar contain. capacity <= 300l	36,972	429,391	84,936	1,235,771
3925200000	Doors, windows & their frames & threshold for doors	152,149	1,574,002	145,545	1,628,951
3925300000	Shutters, blinds (incl venetian blinds) and similar articles and parts	39,039	407,852	63,285	814,112
3925900000	Oth builders ware of plastics, not elsewhere specified	1,127,677	4,270,964	768,947	3,956,628
3926100000	Office or school supplies of plastics	137,151	1,934,431	292,016	3,839,837
3926206000	Articles of apparel used for protection of plastics	9,718	159,861	129,580	1,448,966
3926209000	Oth articles of plastics, including belt	612,809	5,777,726	2,467,071	21,005,667
3926300000	Fittings for furniture, coachwork or the like	76,489	857,441	1,048,897	3,297,589
3926400000	Statuettes & ornamental articles	48,790	394,153	134,626	1,068,612
3926901000	Floats for fishing nets, of plastics	46,522	418,445	224,531	1,924,846
3926902000	Fan & hand screen, frame & handle thereof and parts	44,132	198,359	157,787	573,377
3926903200	Plastic moulds with denture prints	1	1,518	36	19,517

**I.3. IMPOR MENURUT KOMODITI / IMPORT BY HS COMMODITY**  
**\*\*\* AGUSTUS / AUGUST 2008 \*\*\***

HS	Uraian Komoditi Commodity Description	Berat Bersih / Net Weight (Kg)		Nilai / Value C.I.F (US\$)	
		Bulan ini Current Month	Kumulatif Cum.Jan. to date	Bulan ini Current Month	Kumulatif Cum.Jan. to date
3926903900	Oth hygienic, medical & surgical	97,674	688,719	714,276	6,227,098
3926904100	Police shields, of plastics	117	291	2,761	6,128
3926904200	Protective mask & similar article forused in welding & similar works	33,603	143,756	233,753	990,209
3926904400	Life saving cushions for protection ofpersons falling from heght	353	19,590	859	94,531
3926904500	Reflected light nails, of plastics	341	24,097	546	154,397
3926904900	Oth safety & protective devices,	90,894	350,743	1,154,599	3,332,437
3926905300	Transmission or conveyor belts or beltin	30,376	185,872	317,902	1,405,971
3926905500	Plastic j-hooks & bunch blocks fordetonator	5,890	53,731	50,787	272,605
3926905900	Oth industrial articles, of plastics	501,645	3,883,960	2,477,273	28,136,126
3926906000	Nipple former,breastshell,nipple shield,hand expression funnel	497	10,161	14,135	218,898
3926907000	Corset busks & similar supports forarticles of appared or clothing accessor	13,692	151,741	187,264	1,022,708
3926908000	Cards for jewelleryorsmall objects ofpersonal adornment	182,608	751,758	329,766	1,464,822
3926909000	Oth articles of plastics & othermaterial	3,663,037	23,552,882	20,812,589	94,297,950
4001101100	Natural rubber latex,cont ammonia >=0.5% catrige concentrate	354,638	4,323,654	740,338	9,156,005
4001101900	Natural rubber latex,cont ammonia >=0.5% processed by other methods	4,401	66,282	12,331	173,506
4001102100	Natural rubber latex,cont ammonia <0.5% centrifuge concentrate	0	2,000	0	4,312
4001102900	Natural rubber latex,cont ammonia <0.5% processed by other methods	40,385	1,020,570	171,662	2,895,456
4001211000	Natural rubber in smoked sheets,rss grade 1	0	1	0	233
4001213000	Natural rubber in smoked sheets,rss grade 3	488,694	2,031,279	146,610	609,386
4001214000	Natural rubber in smoked sheets,rss grade 4	0	438,963	0	1,436,937
4001219000	Natural rubber in oth forms	0	167,379	0	385,373
4001221000	Tsnr, standard indonesian rubberSIR 3 cv	0	36,661	0	101,911
4001222000	Tsnr, oth standard indonesianrubber	21,280	117,888	70,948	319,414
4001224000	Tsnr, specified singapore rubber	0	25,549	0	76,058
4001225000	Tsnr, thai tested rubber	0	131	0	8,400
4001229000	Oth tehnicly specified naturalrubber (TSNR)	1,106	1,991	30,545	86,922
4001291000	Air-dried sheet,oth natural rubberin other form	0	12,000	0	40,320
4001292000	Latex crepe	0	212	0	36
4001293000	Sole crepe	0	584	0	3,609
4001294000	Remilled crepe, including flat barkcrepe	0	124,594	0	358,932
4001295000	Oth crepe	0	104,095	0	375,360
4001299000	Oth natural rubber in oth forms	34,486	192,518	135,320	781,477
4001301100	Jelutong in primary form	0	80	0	103
4001301900	Jelutong in oth forms	0	43,328	0	76,107
4001309100	Oth balata,gutta-percha,guayule,chiclesimilar, in primary form	0	2,102	0	1,672
4001309900	Oth balata,gutta-percha,guayule,chiclesimilar, in other form	44,242	315,957	98,325	402,952
4002110000	Styrene-butadiene rubber (SBR), inlatex form	1,351,203	9,973,251	2,033,593	14,814,910
4002190000	Carboxylated styrene-butadine rubber(SBR) in other form	7,173,871	63,299,723	18,687,101	134,408,877
4002200000	Butadiene rubber (BR)	6,245,366	39,015,426	19,823,392	98,768,401
4002310000	Isobutene-isoprene (butyl) rubber (IIR)	1,009,205	8,454,155	3,722,867	31,706,412
4002390000	Halo isobutane-isoprene rubber(CIIR of BIIR)	446,096	4,090,173	1,784,429	14,801,355
4002410000	Chloroprene (chlorobutadiene) rubberin latex form	0	160,075	0	566,487
4002490000	Chloroprene (chlorobutadiene) rubberin other form	481,284	3,395,718	2,204,813	14,633,479
4002510000	Acrylonitrile-butadiene rubber (NBR),in latex form	255,418	3,207,497	361,391	4,603,251
4002590000	Acrylonitrile-butadiene rubber (NBR),in other form	393,064	3,830,284	1,172,239	8,885,137
4002601000	Isoprene rubber (IR) in primary forms	20,160	273,131	77,616	791,372
4002609000	Isoprene rubber (IR) in other forms	147,289	601,320	427,518	1,565,651
4002700000	Ethylene-propylene-non-conjugateddiene rubber (EPDM)	838,803	6,043,184	2,637,212	17,472,482
4002801000	Mixture of natural rubber latex withsyntetic rubber latex	210	1,547	10,150	28,607
4002809000	Oth mixture of natural rubber latex withsyntetic rubber latex	16,079	249,477	50,007	818,587
4002911000	Oth synthetic rubber latex & facticederived from oils of poly graft natural	40,423	988,339	81,088	1,367,449
4002919000	Oil synthetic rubber& factice derivedfrom oils of other latex	13,749	72,430	55,551	231,553
4002991000	Oth synthetic rubber & factice derivedfrom oils in oth form	22,634	137,624	98,834	538,558
4002999000	Oth synthetic rubber latex & facticederived from oils	189,225	1,205,109	698,332	4,353,042
4003000000	Reclaimed rubber in primary formsoarin plates, sheets or strips	862,368	7,599,007	386,547	3,526,769
4004000000	Waste,paring & scrap of rubber (othhard rubbers)	1,573,592	8,045,136	645,123	4,078,206
4005100000	Compounded rubber with carbon blacksilica, unvulcanised	217,321	2,170,003	960,806	9,618,236
4005200000	Compounded rubber with solutions,oth subheading 4005.10	213,165	882,785	216,358	1,254,155
4005910000	Compounded rubber,unvulcanised,inplates, sheets, & strip	493,889	3,316,102	1,001,934	6,861,026
4005990000	Compounded rubber,unvulcanised,inoth form	600,341	5,186,459	932,100	6,892,043
4006100000	"camel-back" strips for retreadingrubber tyres, unvulcanised	0	107,734	0	109,366
4006900000	Oth forms & articles of unvulcanisedrubbers	431,357	1,662,451	794,431	4,271,010
4007000000	Vulcanised rubber thread & cord.	135,334	1,520,643	553,098	3,794,964
4008110000	Plates, sheets, & strip of cellularrubber	183,027	1,233,563	568,317	4,114,476
4008190000	Oth forms of cellular rubber	135,285	453,094	228,752	777,927
4008210000	Plates, sheets & strip of non-cellularrubber	60,318	495,667	362,000	2,716,747
4008290000	Oth forms of non-cellular rubber	121,700	1,269,492	246,407	2,340,056
4009110000	Tube,pipe & hose, not reinforced/othermaterial without fitting	411,785	3,826,507	2,355,224	19,986,224
4009120000	Tube,pipe & hose, not reinforced/othermaterial with fitting	161,735	702,516	1,739,295	6,747,461
4009211000	Mining slurry suction & discharge hose,without fitting	0	1,390,754	0	3,704,373
4009219000	Oth tube,pipe & hose,reinforced withoth materials without fittings	229,716	1,221,310	1,581,394	10,481,885
4009221000	Mining slurry suction & discharge hose,with fittings	649	30,007	10,518	1,683,409
4009229000	Oth tube,pipe & hose,reinforced withoth materials with fitting	241,222	1,261,917	607,566	3,873,226

I.3. IMPOR MENURUT KOMODITI / IMPORT BY HS COMMODITY

\*\*\* AGUSTUS / AUGUST 2008 \*\*\*

HS	Uraian Komoditi Commodity Description	Berat Bersih / Net Weight (Kg)		Nilai / Value C.I.F (US\$)	
		Bulan ini Current Month	Kumulatif Cum.Jan. to date	Bulan ini Current Month	Kumulatif Cum.Jan. to date
4009311000	Mining slurry suction & discharge hose, reinforced w textile, without fitting	0	1,080	0	19,306
4009319000	Oth tube, pipe & hose, reinforced with textile, without fitting	113,791	590,805	772,690	4,529,620
4009321000	Mining slurry suction & discharge hose, reinforced w textile, with fitting	0	392	0	6,296
4009329000	Oth tube, pipe & hose, reinforced with textile, with fitting	16,468	60,747	63,459	412,674
4009411000	Mining slurry suction & discharge hose, reinforced w oth materials, without fitting	82,021	319,591	71,757	548,576
4009419000	Oth tube, pipe & hose, reinforced with oth material, without fitting	245,653	1,428,968	929,425	4,484,809
4009421000	Mining slurry suction & discharge hose, reinforced w oth materials, with fitting	285	5,211	903	95,367
4009429000	Oth tube, pipe & hose, reinforced with oth material, with fitting	242,201	3,416,362	3,721,307	29,742,673
4010111000	Conveyor belts/belting, reinforced with metal, width > 20cm	18,265	48,172	117,168	329,187
4010119000	Conveyor belts/belting, reinforced with metal, width <= 20cm	209,685	765,340	1,211,139	4,737,399
4010121000	Conveyor belts/belting, reinforced with textile, width > 20cm	16,137	162,341	7,234	333,594
4010129000	Conveyor belts/belting, reinforced with textile, width <= 20cm	259,511	1,560,168	950,730	5,221,164
4010191000	Oth conveyor belts/belting, reinforced with oth; width > 20cm	102,705	710,726	411,438	4,314,091
4010199000	Oth conveyor belts/belting, reinforced with oth; width <= 20cm	359,110	2,313,348	1,272,994	8,876,021
4010310000	V-belts, V-ribbed, 60cm < outside circumference <= 120cm	30,126	230,589	422,100	2,536,627
4010320000	V-belts, oth than V-ribbed, 60cm < outside circumference <= 120cm	618	56,543	8,717	143,391
4010330000	V-belts, V-ribbed, 120cm < outside circumference <= 240cm	7,387	42,587	190,362	953,987
4010340000	V-belts, oth than V-ribbed, 120cm < outside circumference <= 240cm	326	2,471	8,618	59,426
4010350000	Endless synchronous belt, 60cm < outside circumference <= 150cm	40	25,529	886	209,632
4010360000	Endless synchronous belt, 150cm < outside circumference <= 198cm	0	4	0	370
4010390000	Oth transmission belts/belting	301,125	1,258,747	2,064,273	12,623,990
4011100000	New pneumatic tyres, of rubber of a kind used on motor cars	1,104,296	6,823,407	3,258,994	18,901,102
4011201000	New pneumatic tyre, of rubber used on buses/lorries, width < 450mm	1,712,466	10,467,669	3,144,684	17,790,360
4011209000	New pneumatic tyre, of rubber used on buses/lorries, width >= 450mm	1,144,430	8,592,560	3,107,501	25,264,652
4011300000	New pneumatic tyres, of rubber of a kind used on aircraft	32,909	152,393	400,488	1,682,620
4011400000	New pneumatic tyres, of rubber of a kind used on motorcycles	131,369	1,398,620	214,151	2,308,807
4011500000	New pneumatic tyres, of rubber of a kind used on bicycles	204,046	1,665,602	192,984	1,603,321
4011610000	New pneumatic tyres, of rubber used on agricultural/forestry vehicles & machine	324,228	1,693,687	862,447	4,901,185
4011620000	New pneumatic tyres, of rubber, rim size < 61 cm, used on const/ind. vehicles mach.	43,227	300,746	113,100	1,003,709
4011630000	New pneumatic tyre, of rubber, rim size >= 61 cm, used on const/ind. vehicles mach	5,053	58,143	41,737	386,776
4011690000	New pneumatic tyre, of rubber, used for oth purpose	323,928	2,311,520	1,649,671	12,387,837
4011920000	Oth new pneumatic tyre, of rubber, used on agricul./forestry vehicles mach.	115,302	1,136,033	320,834	3,034,060
4011930000	Oth new pneumatic tyre, of rubber, rim size < 61 cm, used on const/ind. vehicles mach.	361,046	3,304,470	588,308	5,175,685
4011941000	Oth new pneumatic tyre, of rubber, rim size >= 61 cm, used on earth mov. mach.	0	123,484	0	123,035
4011949000	Oth new pneumatic tyre, of rubber, rim size >= 61 cm, used for oth. purposer	521,556	3,541,975	3,106,390	21,016,373
4011991000	Oth new pneumatic tyre, of rubber, used on vehicles of chap. 87	2,504,028	16,150,396	14,934,209	95,516,804
4011992000	Oth new pneumatic tyre, of rubber, used on earth moving mach.	234,303	1,380,055	1,212,411	10,209,033
4011993000	Oth new pneumatic tyre, of rubber, used for oth, width > 450mm	31,699	167,755	104,302	642,215
4011999000	Oth new pneumatic tyre, of rubber, used for oth, width < 450mm	535,340	4,230,777	2,853,819	24,145,087
4012110000	Retreaded tyres, used on motor cars	14	1,479	300	11,332
4012129000	Retreaded tyres, used on buses/lorries, width >= 450mm	0	529	0	2,856
4012130000	Retreaded tyres, used on aircraft	5,324	60,070	28,595	188,851
4012191000	Retreaded tyres, used on motorcycles	1,361	70,865	3,965	105,267
4012192000	Retreaded tyres, used on bicycles	0	197	0	372
4012199000	Retreaded tyres, used for oth purposed	15,802	90,367	41,687	150,386
4012201000	Used pneumatic tyres, used on motor cars	0	1,103	0	24,544
4012202900	Used pneumatic tyres, used on buses/lorries, width >= 450mm	0	119	0	127
4012203000	Used pneumatic tyres, used on aircraft,	771	771	27,880	27,880
4012206000	Used pneumatic tyres, used on earth moving machinery	0	43,700	0	574,191
4012209900	Used pneumatic tyres, used on oth purposes, oth than of fur skin	0	469	0	1,912
4012901100	Solid tyres, of ext dia < 100 mm for vehicles of chapter 87	344	2,155	890	7,247
4012901200	Solid tyres, 100 mm < ext dia < 100 mm for vehicles of chapter 87	13	914	262	2,485
4012901300	Solid tyres, external diameter > 250 mm, width < 450mm, used of chap. 87.09	0	722	0	1,086
4012901400	Oth solid tyres, external diameter > 250mm, width < 450mm, used of chap. 87.	2,335	2,619	24,798	28,003
4012901600	Oth solid tyres, external diameter > 250mm, of a width > 450 mm	996	4,223	9,542	39,262
4012901900	Other solid tyres	409	65,366	3,019	74,908
4012902100	Solid tyres, external diameter < 100 mm,	6	1,318	183	7,666
4012902200	Solid tyres, external diameter > 100mm and > 250mm	0	375	0	1,396
4012902900	Oth cushion tyres	0	8,695	0	23,651
4012907000	Replaceable tyre treads, width < 450mm	17,795	162,461	60,097	467,721
4012908000	Tyre flaps	1,671	20,011	5,990	33,894
4012909000	Oth retreaded/used pneumatic, solid/cushion tyres, of rubber	72,014	635,005	234,728	3,418,639
4013101100	Inner tubes, of rubber, used on motor car width tyres < 450mm	33,315	280,689	27,253	250,217
4013101900	Inner tubes, of rubber, used on motor car width tyres > 450mm	64,560	264,491	64,757	292,281
4013102100	Inner tubes, of rubber, used on bus/lorri width tyres < 450mm	56,235	416,036	66,902	783,683
4013102900	Inner tubes, of rubber, used on bus/lorri width tyres > 450mm	150,097	310,082	145,939	290,016
4013200000	Inner tubes, of rubber, used on bicycles	122,889	1,219,354	97,813	881,415
4013901100	Inner tube, of rubber, use on earth moving width tyres < 450mm	3,012	42,931	14,201	149,180
4013901900	Inner tube, of rubber, use on earth moving width tyres > 450mm	229	29,130	825	37,404
4013902000	Inner tube, of rubber, used on motorcycle or motor scooters	399,355	3,593,440	489,131	2,811,855
4013903100	Inner tube, of rubber, used on oth vehicle of chap. 87, width tyres < 450mm	13	18,394	82	14,365
4013903900	Inner tube, of rubber, used on oth vehicle of chap. 87, width tyres > 450mm	60,985	189,125	70,412	184,719
4013904000	Inner tube, of rubber, used on aircraft	95	107	3,172	3,423

**I.3. IMPOR MENURUT KOMODITI / IMPORT BY HS COMMODITY**  
**\*\*\* AGUSTUS / AUGUST 2008 \*\*\***

HS	Uraian Komoditi Commodity Description	Berat Bersih / Net Weight (Kg)		Nilai / Value C.I.F (US\$)	
		Bulan ini Current Month	Kumulatif Cum.Jan. to date	Bulan ini Current Month	Kumulatif Cum.Jan. to date
4013909100	Oth inner tube,of rubber,suitable forfitting to tyres of width<450mm	0	120,783	0	121,902
4013909900	Oth inner tube,of rubber,suitable forfitting to tyres of width>450mm	32,722	266,487	84,243	515,935
4014100000	Sheath contraceptives	41,211	339,102	434,975	4,062,894
4014901000	Teats for feeding bottles & similar kind	14,730	139,616	144,619	1,099,473
4014904000	Stoppers for pharmaceutical use	18,254	210,463	266,403	3,508,571
4014909000	Oth hygienic/pharmaceutical articles,ofvulcanised rubber	21,317	118,574	178,293	1,084,135
4015110000	Gloves, mittens & mitts, surgical	44,557	467,442	243,789	2,184,320
4015190000	Gloves, mittens & mitts, for otherpurposed	57,011	519,311	268,363	2,318,361
4015900000	Oth article of apparel, clothing accessfor all purposed	48,390	296,422	199,637	1,740,270
4016100000	Oth articles of vulcanised rubber otherof cellular rubber	9,319	182,943	130,900	1,733,371
4016911000	Mats	79,149	611,595	138,979	1,754,164
4016919000	Floor coverings	75,144	552,063	141,574	1,246,188
4016921000	Eraser tips	20,581	356,258	66,783	1,298,923
4016929000	Other erasers	55,774	479,021	181,175	1,232,107
4016931000	Gaskets, coverings & oth, packing forelectrolytic capacitor	14,773	207,258	172,594	2,118,015
4016939000	Oth gaskets, washers & oth seals	670,023	5,025,845	7,975,265	50,251,742
4016940000	Boat/dock fenders,whether/not inflatable	250,990	1,323,275	776,327	3,599,272
4016950000	Oth articles of vulcanised rubber,	33,815	204,996	74,126	455,510
4016991100	Oth article of vulcanised rubber,for vhoef heading 87.02~87.05&87.11	359,002	2,761,962	3,949,956	30,043,645
4016991200	Oth article of vulcanised rubber,forvehicles 87.09,87.13,87.15&87.16	30,121	192,659	137,530	1,014,182
4016991700	Oth article of vulcanised rubber,forfor bicycles of heading 87.12	4,958	33,077	13,404	64,795
4016991900	Oth parts & access for vehicles ofrubber	44,645	149,249	424,587	1,318,881
4016992000	Parts & access of rotochutes ofheading 88.04	1,539	32,776	1,721	289,300
4016993000	Rubber bands	30,381	318,899	168,267	1,726,486
4016995100	Rubber rollers	152,158	1,050,330	512,976	2,458,494
4016995900	Oth article of a kind used in machinery/mechanical/electrical appliances, & oth	166,579	1,011,728	833,897	5,739,397
4016996000	Rail pad, of rubber	103	80,367	2,028	308,787
4016997000	Structural bearings including bridgebridge bearings, oth than rail pad	0	11,285	0	59,763
4016998000	Rubber grommets & rubber cover forautomotive wiring harness	67,651	487,592	841,793	6,821,237
4016999000	Oth articles of vulcanised rubber foroth purposed	282,162	2,341,797	2,313,424	15,282,218
4017000000	Hard rubber in all form,include waste & scrap, articles of hard rubber	38,100	1,739,011	244,334	1,382,350
4101200000	Whole hide & skin,weight/skin<8kg(simplydried), 10kg(dry-salt), 16kg(fresh)	428,483	2,687,142	210,915	1,137,977
4101500000	Whole hide & skin,of a weight >16 kg	352,956	1,349,618	527,524	1,724,667
4101900000	Oth raw hides & skin of bovine/equineanimals	497,215	1,582,281	243,518	654,918
4102100000	Raw skins of sheep/lambs with wool on	2,070	299,989	51,829	702,081
4102210000	Raw skins of sheep/lambs without wool on, pickled	62,501	221,069	730,579	1,725,726
4102290000	Oth raw skins of sheep/lambs withoutwool on, not pickled	703,761	2,677,242	381,024	1,279,459
4103200000	Raw hide & skin of reptiles	0	9,199	0	104,109
4103900000	Raw hide & skin of oth animal	168,717	1,662,322	165,238	1,567,129
4104110010	Bovine leather,vegetable pre-tannedfull grains, wet state	187,893	2,079,476	799,545	5,998,190
4104110090	Oth tanned/crust hide & skin of bovine,wet state, full grains	896,429	6,788,726	1,071,490	18,291,044
4104190000	Oth tanned/crust hide & skin of bovine,wet state, not full grains	607,143	3,964,140	2,748,715	16,123,494
4104410000	Crust vegetable (semi-tanned) hide &skins, full grains	183,114	3,205,365	2,139,845	43,273,749
4104490000	Oth crust vegetable (semi-tanned) hide& skin, full grains	242,009	1,745,496	2,472,650	19,277,866
4105100000	Tanned/crust skins of sheep/lamb,without wool on, in the wet state	43,597	255,326	311,009	2,302,641
4105300000	Tanned/crust skins of sheep/lamb,without wool on, in dry state	2,849	18,204	131,942	867,480
4106210000	Tanned/crust hide & skin of goat/kid,in the wet state	26,774	73,901	117,250	331,600
4106220000	Tanned/crust hide & skin of goat/kid,in the dry state	0	2,888	0	68,761
4106320000	Tanned/crust hide & skin of swinein the dry state	1,504	9,774	31,253	225,462
4106409000	Oth tanned/crust hide&skin of reptiles	0	388	0	19,523
4106910000	Oth tanned/crust hide & skin of oth,animals in the wet state	0	41	0	1,350
4106920000	Oth tanned/crust hide & skin of oth,animals in the dry state	10,469	52,906	926,508	5,065,713
4107110000	Whole hides&skins,full grains,unsplitsof bovine/equine animals	20,497	275,773	428,584	5,755,657
4107120000	Whole hides & skins,grains splits,ofbovine/equine animals	2,484	423,560	27,558	7,679,124
4107190000	Oth whole hides & skins,of bovine/equine animals, in oth form	185,994	1,535,560	3,549,300	31,075,455
4107910000	Oth whole hide & skin,including side,ofbovine/equine animals, full grains	4,975	253,427	68,028	3,211,658
4107920000	Oth whole hide & skin,including side,ofbovine/equine animals, grain splits	24,358	2,077,647	599,638	11,823,014
4107990000	Oth whole hide & skin,including side,ofbovine/equine animals, in oth forms	198,960	1,098,146	1,527,768	8,247,791
4112000000	Leather further prepared after tanning,oth than leather of heading 41.14	3,652	58,243	161,444	2,185,486
4113100000	Leather further prepared after tanning,of goats or kids	53,260	274,196	604,569	6,057,347
4113200000	Leather further prepared after tanning,of swine	17,168	185,156	248,595	2,473,126
4113300000	Leather further prepared after tanning,of reptiles	1	330	1,660	219,547
4113900000	Leather further prepared after tanning,of oth animals	3,888	55,620	200,647	1,378,316
4114100000	Chamois (including combinationchamoss leather	153	226,039	1,446	1,657,741
4114200000	Patent leather & patent laminatedleather, metalised leather	69,246	487,733	1,271,360	6,630,321
4115100000	Composition leather with basis ofleather in slabs, sheets/strip	25,050	376,341	669,918	5,523,421
4115200000	Paring&oth waste/of composition leather,not suitable for manuf. of leather artic	6,525	94,563	2,728	60,416
4201000000	Saddlery & harness for any animalof any materials	356	30,185	1,411	225,851
4202111000	School satchel,with outer surface ofleather, compositons/patent leather	20,219	74,670	18,351	98,678
4202119000	Trunk,suit,vanity,executive,brief-caseswith outer surface of leather	78,561	432,556	339,109	2,217,108
4202121000	School satchel,with outer surface ofplastics/textile materials	25,714	243,851	73,915	405,421
4202129000	Trunk,suit,vanity,executive,brief-casesw out surface of plastics/textile mat.	594,038	4,165,272	1,505,488	11,170,147
4202191000	School satchel,trunk,suit,vanity,brief,of wood, iron, steel or zinc	0	1,975	0	6,793

**I.3. IMPOR MENURUT KOMODITI / IMPORT BY HS COMMODITY**  
**\*\*\* AGUSTUS / AUGUST 2008 \*\*\***

HS	Uraian Komoditi Commodity Description	Berat Bersih / Net Weight (Kg)		Nilai / Value C.I.F (US\$)	
		Bulan ini Current Month	Kumulatif Cum.Jan. to date	Bulan ini Current Month	Kumulatif Cum.Jan. to date
4202199000	School satchel,trunk,suit,vanity,brief,ot oth materials	109,705	718,902	528,927	2,212,946
4202210000	Hand bag with outer surface of leatheror of patent leather	32,048	346,623	756,494	4,203,524
4202220000	Hand bag with outer surface of plasticsheeting or of textile materials	396,078	1,839,179	1,447,463	9,286,974
4202290000	Hand bag with other outer surface	458,117	2,354,935	856,506	6,427,422
4202310000	Artcl in pocket/hand bag with outersurface of leather or of patent leather	20,899	105,175	198,553	985,926
4202320000	Artcl in pocket/hand bag with outersurface of plastics or of textile	63,424	331,522	333,419	1,634,646
4202390000	Article of kind normally carried pocketor in handbag with outer srcf of other	61,882	348,663	198,737	771,399
4202911000	Sport bags,with outer surface of leathercomposition leather/of patent leather	6,622	21,901	12,841	47,889
4202919000	Oth artcls with outer surface of leatheror of patent leather	68,308	168,437	188,634	1,567,855
4202921000	Bowling bags with outer surface ofplastic or of textile materials	207	9,856	461	25,143
4202929000	Other articles with outer surface ofplastic or of textile materials	52,991	433,040	446,187	2,388,297
4202991000	Bags, with outer surface of copper	229	3,467	558	3,445
4202999000	Oth than trunk, suit-cases,handbags,& similar containers	62,900	439,896	158,657	1,313,207
4203100000	Articles of apparelof leather or of composition leather.	2,224	7,963	57,086	258,359
4203210000	Gloves,mittens & mitts speciallydesigned for use in sports of leather	3,375	18,576	74,359	198,516
4203291000	Protective work gloves of leather orof composition leather	6,529	263,597	64,210	1,181,884
4203299000	Oth gloves, mittens & mitts of leatheror of composition leather	1,759	86,628	7,981	273,910
4203300000	Belts & bandoliers of leatheror of composition leather	110,928	586,481	638,910	2,450,712
4203400000	Oth clothing access of leatheror of composition leather	2,516	41,867	29,148	316,121
4205001000	Oth articles of leather or ofcomposition leather, boot laces ; mats	2,549	41,653	18,163	898,287
4205002000	Oth articles of leather,industrial safety belt & harnesses	4,899	20,208	19,477	93,989
4205003000	Leather strings or cords for jewelry orfor personal adornment	0	10,098	0	49,756
4205004000	Oth articles of leather/of compositionleather of a kind used in machinery	43	6,595	991	40,952
4205009000	Oth articles of leather oth thanboot laces,safety belt & leather string	22,560	242,093	100,358	842,799
4206000000	Articles of gut of goldbeaters skinof bladders or of tendons	0	402	0	4,335
4301100000	Raw furskins of mink, whole, with orwithout head, tail or paws	11	480	778	7,905
4301600000	Raw furskins of fox, whole,with or without head, tail or paws	0	4	0	261
4301800000	Oth furskins, whole, with orwithout head, tail or paws	0	17	0	783
4302190000	Tanned or dressed furskins, oth thanof mink & of lamb	0	2,270	0	61,463
4302300000	Tanned or dressed furskins, whole skins& pieces or cuttings thereof assembled	0	5	0	346
4303100000	Articles of apparel, clothing accessof furskin	447	21,081	7,539	631,825
4303902000	Article for industrial purposes,oth than of furskin	310	680	2,845	5,291
4303909000	Oth than sport bag & article for industpurposes, oth than of furskin	0	1,290	0	30,317
4304001000	Artificial fur	261	25,186	717	114,163
4304002000	Article for indust purposesof artificioal fur	1,989	8,334	21,336	73,717
4304009100	Sport bags of artificial fur	0	78	0	152
4304009900	Artificial fur&articles thereof otharticle find purposes&sport bags	0	232	0	5,409
4401100000	Fuel wood,in logs,in billets,in twigsfaggots or in similar forms	46,810	6,293,338	20,218	776,666
4401210000	Coniferous, wood in chips or particles	6	1,297,006	143	226,514
4401220000	Non-coniferous	6,930	13,890	4,585	8,965
4401300000	Sawdust & wood waste & scrap,whetheror not agglomerat in logs,briquet,pellet	320,001	756,984	118,861	241,472
4402100000	Wood charcoal(including shell or nutcharcoal), of bamboo	0	26,444	0	120,439
4402900000	Wood charcoal(including shell or nutcharcoal), of oth than bamboo	15,427	139,211	30,056	126,011
4403101000	Baulks, wood in the rough,treated withpaint,stains,creosote/oth preservatives	26,830	519,104	77,130	666,051
4403109000	Oth baulk,sawlog,pit-pros,poles,pilestreated with paint	464,123	6,457,436	208,984	2,707,865
4403201000	Baulks, wood in the rough of other thanconiferous	291,028	673,208	230,984	288,628
4403209010	Coniferous,oil damar, pulpwood	144,949	175,621	97,719	215,426
4403209090	Oth wood in the rough	0	2,547,992	0	493,772
4403411000	Baulks of dark red meranti, lightred meranti & meranti bakau	0	28,764	0	88,466
4403419090	Oth pulp,baulk,of dark red merantilight red meranti & meranti bakau	169,571	758,731	6,430	27,399
4403491000	Oth baulks of dark red meranti lightred meranti & meranti bakau	0	12,347	0	7,290
4403499090	Oth pulp,baulk,sawlog,pit props,poles of tropical wood	0	66,277	0	111,687
4403911000	Baulks, sawlogs and veneer logs of oak	470,671	5,266,139	182,723	2,054,882
4403919090	Oth pulp,baulk,sawlog,pit props,polesof oak	1,465,294	18,638,137	612,948	7,306,824
4403921000	Baulks, sawlogs and veneer logsof beech	48,000	427,320	21,971	162,952
4403929090	Oth pulp,baulk,sawlog,pit props,pole ofbeech,oth thn pulpwood	24,000	409,168	21,959	184,791
4403991000	Baulks, oth meranti,beech,oak,tropical wood,ramin,keruing,kapur	0	551,931	0	478,858
4403999090	Oth pulp,baulk,sawlog,pit props,poles ofmeranti,tropic wood,ramin,keruing,kapur	306,255	5,364,020	142,651	1,210,747
4404100000	Hoopwood, split poles;piles, picket& the like of coniferous	0	193,981	0	752,156
4404200000	Hoopwood, split poles;piles, picket& the like of non coniferous	42,553	385,185	16,529	173,556
4405000000	Wood wool, wood flour.	464,824	1,355,409	307,646	723,334
4406100000	Railway or tramway sleepers(cross-ties)of wood not impregnated	5,081	7,551	36,959	59,660
4406900000	Railway or tramway sleepers(cross-ties)of wood impregnated	132,000	132,799	30,393	34,876
4407100010	Coniferous,planed of a thickness > 6mm	4,043,711	26,826,852	2,512,351	16,879,240
4407100020	Coniferous,sanded or end jointedthickness>6mm	0	175,897	0	89,629
4407100090	Coniferous,oth sanded or end jointed& planed, thickness>6mm	6,251,839	46,836,502	3,564,905	24,020,363
4407210090	Mahogany,oth planed, sandedend jointed,thickness>6mm	22,990	65,009	37,749	95,839
4407220090	Virola,imbuia&balsa,oth planed, sandedor end jointed,thickness>6mm	0	16,756	0	8,934
4407251010	Dark meranti/light red meranti,planedthickness>6mm	302,971	802,637	257,400	642,983
4407251090	Dark meranti/light red meranti, othplaned,sanded thickness>6mm	1,274,105	4,054,236	721,520	2,341,511
4407260090	White lauan,meranti,seraya,yellowmeranti,alan,oth planed&sanded,thick>6mm	351	4,460	883	16,938
4407270090	Sapelli other planed, sanded orend jointed,thickness>6mm	0	629	0	2,172
4407280090	Iroko other planed, sanded orend jointed,thickness>6mm	141,567	907,881	146,095	822,945

**I.3. IMPOR MENURUT KOMODITI / IMPORT BY HS COMMODITY**  
**\*\*\* AGUSTUS / AUGUST 2008 \*\*\***

HS	Uraian Komoditi Commodity Description	Berat Bersih / Net Weight (Kg)		Nilai / Value C.I.F (US\$)	
		Bulan ini Current Month	Kumulatif Cum.Jan. to date	Bulan ini Current Month	Kumulatif Cum.Jan. to date
4407293110	Kempas wood,planedthickness>6mm	17,405	17,405	16,804	16,804
4407293900	Kempas oth planed&sanded orend jointed, thickness>6mm	124,461	984,774	157,267	1,077,500
4407296110	Teak wood planedthickness>6mm	126,000	284,100	125,210	253,195
4407296900	Teak wood,oth planed&sanded orend jointed, thickness>6mm	0	344,888	0	340,028
4407299900	Oth tropical wood, oth sanded or endjointed&planed,thickness>6mm	405,443	1,878,318	299,024	1,011,255
4407910010	Oth of oak wood, planedthickness>6mm	1,339,590	5,937,470	822,609	3,862,721
4407910090	Oth of oak wood,oth planed&sandedor end jointed, thickness>6mm	1,575,673	10,738,900	1,251,823	8,132,250
4407920010	Oth of beech wood,planedthickness>6mm	4,433	7,129	3,620	6,735
4407920090	Oth of beech wood,oth planed&sandedor end jointed, thickness>6mm	232,924	1,718,400	213,884	1,200,634
4407930010	Oth of maple wood,planedthickness>6mm	0	26,395	0	78,328
4407930020	Oth of maple wood, sanded or endjointed, thickness>6mm	20,290	60,433	8,945	78,743
4407930090	Oth of maple wood,oth planed&sandedor end jointed, thickness>6mm	326,285	3,332,047	224,027	3,519,185
4407940010	Oth of cherry wood,planedthickness>6mm	3,585	3,585	2,928	2,928
4407940020	Oth of cherry wood, sanded or endjointed, thickness>6mm	23,229	274,775	13,627	144,405
4407940090	Oth of cherry wood,oth planed&sandedor end jointed, thickness>6mm	0	412,259	0	394,992
4407950090	Oth of ash wood,oth planed&sandedor end jointed, thickness>6mm	331,865	1,074,603	400,671	1,561,850
4407990010	Oth wood sawn or chipped lengthwise,sliced or peeled, planed thikness>6mm	107,064	905,553	166,513	1,934,611
4407990020	Oth wood sawn or chipped lengthwise,sanded or end jointed thikness>6mm	0	488,081	0	569,605
4407990090	Oth wood sawn or chipped lengthwise,planed or sanded thikness>6mm	2,170,061	18,724,324	1,437,300	12,799,312
4408101000	Cedar wood slats prepared for pencilmanufact;radiata pinewood for blockboard	0	891,953	0	837,772
4408103000	Face veneer sheets, coniferous	674,325	3,929,411	1,069,345	4,283,549
4408109000	Coniferous,oth cedar wood slats,faceveneer sheets	165,271	2,011,824	276,706	3,098,483
4408310000	Dark red meranti, light red meranti andmeranti bakau of the tropical wood	83,676	556,126	63,119	348,244
4408391000	Jelutong wood slats prepared forpencil manufact	95	112,421	6,377	364,573
4408399000	Oth jelutong wood and oth woodprepared for pencil manufact	87,998	2,202,561	156,042	3,320,229
4408900000	Oth sheets for veneering and of thetropical wood of thickness < 6 mm	545,335	5,271,748	1,256,641	11,210,513
4409100000	Coniferous wood cotin shaped	2,602	306,134	88,613	488,851
4409210000	Non coniferous wood cotin shapedof bamboo	1,100	25,513	1,627	22,353
4409290000	Oth non coniferous oth teak stripsfriezes for parquet flooring	879	784,402	8,234	911,165
4410110000	Particle board & similar board of wood	23,165,428	146,424,241	6,483,894	36,450,824
4410120000	Oriented strand & waferboard of wood	0	392,858	0	166,610
4410190000	Oth particle board,oriented strand board(osb) of wood	1,624,014	14,429,177	751,243	5,501,433
4410900000	Particle board & similar board ofother ligneous materias	1,465,469	10,059,599	458,628	3,041,864
4411120000	Medium density fibreboard (mdf)of a thickness < 5mm	2,472,961	21,398,881	1,074,683	8,961,872
4411130000	Medium density fibreboard (mdf)of a thickness > 5mm and < 9 mm	433,983	3,759,008	194,342	1,682,989
4411140000	Medium density fibreboard (mdf)of a thickness > 9 mm	3,204,781	31,931,473	1,256,146	12,360,233
4411920000	Oth fibreboard of a density >0.8g/cm3	318,822	3,989,091	168,267	1,852,056
4411930000	Oth fibreboard of 0.5g/cm<density<0.8g/cm3	981,132	10,099,829	363,532	4,350,901
4411940000	Oth fibreboard of a density <0.5g/cm3	666,524	3,327,164	262,252	1,431,807
4412100000	Plywood,veneered panel&similar laminated of bamboo	197,709	1,140,816	327,946	1,156,538
4412310000	Oth plywood,each thick.<6mm with atleast one outer ply of tropical wood	184,103	1,972,372	116,696	1,111,978
4412320000	Oth plywood,each thick.<6mm with atleast one outer ply of non coniferous	0	12,767	0	8,189
4412390000	Oth plywood consisting solely of sheetsof wood of each thick < 6 mm	2,238,691	17,350,545	1,104,555	9,040,866
4412940000	Oth plywood of blockboard,laminboardand battenboard	156,823	297,560	173,834	536,160
4412990000	Veneered panels&similar w/at least oneother wood	2,197,306	21,607,360	1,298,028	9,654,702
4413000000	Densified wood, in blocks,plates,stripsof profile shapes.	141,519	1,417,924	155,444	1,820,312
4414000000	Wooden frames for paintings, photo-graphs mirrors or similar objects.	20,850	157,546	54,917	276,242
4415100000	Cases, boxes, crates, drums & similarpackings; cable-drums	79,684	690,608	88,583	678,732
4415200000	Pallets,box pallets& other load boards;pallet collars	64,139	1,796,120	112,256	1,662,585
4416001000	Staves of wood	0	2,049	0	11,331
4416009000	Casks,barrels,vats,tubs&other coopersproducts & parts thereof, of wood	87	30,405	6,760	237,614
4417000000	Tools,tool bodies,tool handles,broom orbrush bodies & handles, of wood	127,613	772,723	287,718	1,678,039
4418100000	Windows,french-windows&their framesof wood	25,602	186,007	11,933	100,117
4418200000	Doors & their frames & thresholdsof wood	72,478	185,674	57,603	240,699
4418400000	Shuttering for concrete construal workof wood	0	503	0	3,796
4418600000	Posts and beams of wood	107,002	439,179	71,534	311,419
4418710000	Assembled flooring panels for mosaicfloors of wood	0	45,541	0	37,752
4418720000	Assembled flooring panel for multilayerof wood	114,368	771,575	134,358	1,197,153
4418790000	Oth assembled flooring panels of wood	328,507	1,403,693	295,287	1,255,732
4418901000	Cellular wood panelscellular wood panels	0	73,051	0	127,959
4418909000	Other builders joinery & carpentryof wood	570,221	2,176,562	421,565	1,795,944
4419000000	Tableware and kitchenware, of wood.	35,337	236,509	44,329	222,045
4420100000	Statuettes & oth ornaments, of wood	114	14,261	2,082	38,381
4420901000	Wooden articles of furniture not fallingin chapter 94	10	23,277	132	53,103
4420909000	Oth wood marquetry and inlaid,casketand similar articles of wood	11,966	176,942	84,259	1,208,539
4421100000	Clothes hangers of wood	42,572	319,726	136,280	1,182,086
4421901000	Spools, cops & bobbins, sewing threadreels and the like of wood	14,009	15,803	6,715	15,464
4421903000	Wooden pegs or pins for footwear	279	7,934	232	11,178
4421904000	Candy-sticks, ice-cream sticks & icecream spoons	123,983	331,867	299,767	776,005
4421907000	Fans & handscreens, frames & handlesof wood	0	8,763	0	16,177
4421908000	Toothpicks of wood	98,620	408,005	59,221	234,610
4421909100	Horse and bullock gear of wood	0	23	0	361
4421909200	Prayer beads of wood	1,950	11,396	2,500	17,299

I.3. IMPOR MENURUT KOMODITI / IMPORT BY HS COMMODITY

\*\*\* AGUSTUS / AUGUST 2008 \*\*\*

HS	Uraian Komoditi Commodity Description	Berat Bersih / Net Weight (Kg)		Nilai / Value C.I.F (US\$)	
		Bulan ini Current Month	Kumulatif Cum.Jan. to date	Bulan ini Current Month	Kumulatif Cum.Jan. to date
4421909900	Other wooden articles	16,466	351,965	129,039	1,450,540
4501100000	Natural cork, raw or simply prepared	777	5,810	6,219	45,954
4501900000	Waste cork; crushed, granulated or ground cork.	5,927	44,432	27,935	57,700
4502000000	Natural cork, debarked or roughly squared or in rectangular (incl. square) blocks	6,576	14,310	4,832	58,441
4503100000	Corks and stoppers	4,490	25,282	5,200	70,626
4503900000	Other articles of natural cork.	285	41,345	1,377	94,322
4504100000	Blocks, plates, sheets & strip; tiles of any shape; of agglomerated cork	1,688	44,934	16,415	219,158
4504900000	Other articles of agglomerated cork	34,438	136,171	76,834	444,699
4601210000	Mats, matting and screens of vegetable materials of bamboo	9,698	114,590	7,930	145,661
4601220000	Mats, matting and screens of vegetable materials of rattan	366	801	3,796	14,311
4601290000	Other mats, matting & screens of vegetable material	0	1,416	0	7,037
4601921000	Plaits and similar products of plaiting material of bamboo	0	27,841	0	144,181
4601929000	Other products of bamboo	0	19,162	0	47,197
4601939000	Other products of rattan	0	32,321	0	71,575
4601941000	Plaits and similar products of plaiting material of vegetable materials	0	59	0	163
4601949000	Other products of vegetable material	0	42	0	2,457
4601991000	Mats and matting of other material	0	8,550	0	9,636
4601992000	Plaits & similar products of plaiting of other material	14,855	24,370	71,528	122,971
4601999000	Screens of other material	4,675	51,674	9,374	105,982
4602110000	Basketwork, wickerwork & other articles, of vegetable material of bamboo	9,864	86,586	9,301	150,263
4602120000	Basketwork, wickerwork & other articles, of vegetable material of rattan	3	21,593	3	40,093
4602190000	Basketwork, wickerwork & other articles, of other vegetable material	111	24,690	2,083	43,799
4602900000	Basketwork, wickerwork & other articles, of other materials	264	11,898	2,325	49,732
4701000000	Mechanical wood pulp.	18,622,070	123,392,229	13,296,377	84,078,974
4702000000	Chemical wood pulp, dissolving grades.	30,588,233	239,440,659	31,392,596	258,203,731
4703110000	Chemical wood pulp, soda, oth than dissolving grades, unbleached, coniferous	1,874,564	20,957,334	1,239,664	13,413,933
4703210000	Chemical wood pulp, soda, oth than dissolving grades, bleached, coniferous	40,406,691	218,550,393	30,886,021	164,181,695
4703290000	Chemical wood pulp, soda, oth than dissolving grades, bleached, non coniferous	23,622,999	141,870,788	17,805,165	104,752,492
4704110000	Chemical wood pulp, sulphite, oth than dissolving grades, unbleached, coniferous	1,003,239	7,541,345	542,616	4,200,212
4704190000	Chemical wood pulp, sulphite, oth than dissolving grades, unbleached, non coniferous	0	3,004	0	11,615
4704210000	Chemical wood pulp, sulphite, oth than dissolving grades, bleached, coniferous	1,087,756	6,754,945	862,405	5,190,687
4704290000	Chemical wood pulp, sulphite, oth than dissolving grades, bleached, non coniferous	1,472	115,047	4,828	178,643
4705000000	Wood pulp obtained by a combination of mechanical & chemical pulping processes	9,124,427	54,487,279	6,385,425	35,943,977
4706100000	Cotton linters pulp	97,021	2,318,101	263,459	6,128,765
4706200000	Pulps of fibres derived from recovered (waste & scrap) paper or paperboard	0	13,649	0	22,078
4706300000	Pulps of fibres derived from recovered oth than bamboo	26,713	63,802	14,763	69,077
4706910000	Mechanical pulps of fibres derived from recovered paper or paperboard	488,223	1,889,443	361,508	1,446,157
4706920000	Chemical pulps of fibres derived from recovered paper or paperboard	41,908	1,520,542	130,582	1,977,809
4707100010	Unbleached kraft paper or paperboard for paper making purposes	107,470,801	848,527,286	25,099,928	202,530,563
4707100090	Unbleached kraft paper or paperboard for oth purposes	43	170,148	285	78,208
4707200010	Oth paper, bleached chemical pulp, not colored, for paper making purposes	5,121,343	38,943,618	2,380,673	16,277,036
4707200090	Oth paper, bleached chemical pulp, not colored, for oth purposes	541	20,695	1,255	84,380
4707300010	Paper made mainly of mechanical pulp for paper making purposes	60,097,661	557,738,071	16,991,928	145,735,045
4707300090	Paper made mainly of mechanical pulp for oth purposes	4,572	6,175	16,312	17,602
4707900010	Other paper, unsorted waste & scrap, for paper making purposes	3,667,097	81,668,706	905,109	18,296,417
4707900090	Other paper, unsorted waste & scrap, for oth purposes	0	72,984	0	526,081
4801001000	Newsprint, in rolls or sheets, weighing not more than 55 g/m <sup>2</sup>	81	278,325	3,624	225,910
4801009000	Newsprint, in rolls or sheets, weighing more than 55 g/m <sup>2</sup>	33,316	525,812	44,266	392,100
4802100000	Hand-made paper and paperboard	36,275	303,940	90,898	627,271
4802200000	Paper and paperboard of a kind used as for photo sensitive, heat-sensitive	198,660	691,618	580,715	1,606,115
4802400000	Wallpaper base	29,800	170,896	71,132	319,892
4802541000	Paper, no fibres used in manuf gypsum board, computer cards, weight <40g/m <sup>2</sup>	140	321,468	1,418	481,900
4802549010	Aluminium base paper weighing <20g/m <sup>2</sup> in rolls >15cm	0	19,639	0	61,097
4802549090	Oth carbonising base paper weighing <20g/m <sup>2</sup> in rolls >15cm	220,588	2,577,502	129,099	1,472,562
4802552100	Fancy paper and paperboard, in rolls of width of =< 15 cm	0	13,381	0	149,385
4802552900	Fancy paper and paperboard, other than in roll of width of >15cm	0	482	0	5,693
4802559000	Paper, no fibres, for other purpose 40< weight <150 g/m, roll	2,022,795	8,332,469	2,025,030	7,927,072
4802562900	Oth fancy paper & paperboard	717	133,667	2,462	176,956
4802569000	Paper, no fibres, for other purpose 40< weight <150 g/m, sheet	46	31,110	792	47,006
4802570000	Other paper & paperboard, weight >40g/m <sup>2</sup> and =< 150g/m <sup>2</sup>	423,642	3,176,238	412,862	3,052,279
4802582100	Fancy paper and paperboard, in roll width <=15cm/in, rectang sheet <36cm & oth side >15cm	10,794	58,895	36,250	188,120
4802582900	Fancy paper and paperboard, oth in roll width <=15cm/in, rectang sheet <36cm	44,720	184,628	24,912	137,493
4802589000	Oth paper, no fibres, for other purpose weight >150 g/m	1,345,763	11,655,860	828,583	7,843,709
4802611000	Paper, fibres >10%, aluminium paper, in rolls	5,254	134,518	4,229	160,988
4802612000	Paper, fibres >10%, for banknotes, manuf of gypsum board, in rolls	0	590	0	665
4802619000	Paper, fibres >10%, oth aluminium paper, banknotes, printing, writing, in rolls	392,815	1,138,405	377,893	1,122,153
4802621000	Paper, fibres, aluminium paper base in sheets with 435< one side <297mm	0	110,590	0	67,905
4802622000	Paper, fibres, banknotes, manuf of gypsum board, in sheets 435< one side <297 mm	0	291,428	0	319,055
4802629000	Oth paper, fibres, for other purpose, in sheets with 435< one side <297mm	286,670	826,401	317,316	868,294
4802690000	Oth paper, fibres, for other not purpose, of fibres >10%, paper in roll	165,192	2,631,317	265,394	3,238,511
4803003000	Cellulose wadding not further worked than being color, marble throughout the mass	2,331	34,649	16,439	161,398
4803009000	Oth cellulose wadding & tissue paper for toilet/facial tissue stock & similar paper	99,330	1,363,297	241,561	3,187,889
4804111000	Kraft paper & paperboard, in rolls or sheets, unbleached	5,544	66,632	14,110	75,926

I.3. IMPOR MENURUT KOMODITI / IMPORT BY HS COMMODITY

\*\*\* AGUSTUS / AUGUST 2008 \*\*\*

HS	Uraian Komoditi Commodity Description	Berat Bersih / Net Weight (Kg)		Nilai / Value C.I.F (US\$)	
		Bulan ini Current Month	Kumulatif Cum.Jan. to date	Bulan ini Current Month	Kumulatif Cum.Jan. to date
4804119000	Kraftliner paper&paperboard,in rolls or sheets,bleached	4,009,552	29,857,141	2,062,439	14,954,961
4804191000	Kraftliner paper&paperboard, oth thanof kind used in mnftr of gipsium boards	137	2,051	2,203	11,085
4804199000	Oth kraftliner paper&paperboard	1,086,032	13,863,312	872,111	7,750,594
4804211000	Sack kraft paper for making cement bagin rolls or sheets,unbleached	4,986,212	63,859,296	5,471,093	66,256,068
4804219100	Sack kraft paper for making cement bagin rolls or sheets,bleached	0	44,792	0	35,480
4804219900	Oth sack kraft paper for making cementbag in rolls or sheets,unbleached	310,202	2,944,195	268,553	2,452,944
4804291000	Composite papers, in rolls or sheets	50,806	68,115	58,427	89,117
4804299000	Oth composite papers, in rolls or sheets	563,094	3,999,315	434,407	3,959,881
4804311000	Elect grade insulating kraft paper,weighing 150 g/m,unbleached	11,577	117,473	151,315	1,257,168
4804313000	Wet strenght 40g to 60g, for plywoodadhesive tape,weigh 150g/m,unbleached	0	940	0	3,140
4804319000	Other kraft paper & wet strenghtweighing 150 g/m,unbleached	458,299	6,592,111	444,158	5,400,379
4804391000	Adheshive tape,40-60g,used in mnfact.weight <= 150g/m2,bleached	590,036	2,887,244	618,860	2,988,365
4804399000	Adheshive tape,40-60g,not used inmfnact,weigh <= 150g/m2,bleached	172,969	1,740,733	122,236	1,940,238
4804411000	Elect grade insulating kraft paper,150<weighing< 225 g/m,unbleached	0	182,659	0	124,524
4804419000	Oth elect grade insulating kraft paper,150<weighing <225 g/m,unbleached	106,856	2,984,220	78,002	1,960,725
4804420000	Bleached uniformly throughout the mass&>95% wood fibres,150<weigh<225 g/m	27,087	440,797	76,507	850,274
4804490000	Other kraftpaper& paperboard150<weighing< 225 g/m	311,861	2,348,870	287,551	1,656,634
4804511000	Elect grade insulating kraft paper,pressboard weighing >600g/m,unbleached	5,171	125,089	6,817	125,580
4804519000	Oth wet strenght 40g to 60g,for plywoodadhesive tape,weigh>225g/m,unbleached	6	2,581,550	682	1,171,028
4804521000	Bleached of kind used in the manufact of gypsum boards	0	23	0	252
4804529000	Bleached oth of kind used in themnfrt of gypsum boards	37,856	72,308	13,289	30,424
4804590000	Other kraftpaper& paperboardweighing 225 g/m or more	289,436	641,889	181,384	673,325
4805110000	Uncoated paper&paperboard,semichemicalfluting paper,rolls or sheets	770,848	8,943,732	392,930	4,012,241
4805129000	Uncoated paper&paperboard,oth semichemical, straw flutingpaper,rolls,sheets	220	220	2,020	2,020
4805191000	Uncoated paper&paperboard,oth flutingpaper	113,051	255,482	57,617	326,202
4805199000	Oth uncoated paper and paperboard,in rolls or sheets	834,181	6,092,311	328,181	2,761,366
4805240000	Uncoated paper&paperboard,testlinerweighing 150 g/m2 or less	299,185	2,704,683	143,120	1,158,416
4805251000	Uncoated paper&paperboard,testlinerweighing >= 150 g/m2	603,840	6,692,915	328,569	3,541,280
4805259000	Uncoated paper&paperboard,testlineroth of weighing >= 150 g/m2	281,008	4,565,657	204,644	2,632,282
4805301000	Paper,sulphite wrapping paper,colored match wrapping paper	0	10,323	0	12,179
4805309000	Paper,sulphite wrapping paper,oth colored match wrapping paper	174,780	3,471,967	107,224	1,777,365
4805400000	Filter paper and paperboard	511,462	3,691,058	1,805,972	11,494,362
4805500000	Felt paper and paperboard	4,573	2,126,097	42,254	1,125,253
4805911000	Paper used as packing of flat glassproduct, resin<0,6%,wg<150g/m	0	18,318	0	10,737
4805919000	Uncoated paper&paperboard,oth blotting,&joss paper,weighing150g/m or less	128,928	1,053,155	194,799	1,264,023
4805929000	Uncoated paper&paperboardof oth 150<weighing<225g/m	1,104,825	7,152,468	653,366	3,737,960
4805931000	Multi-ply paper and paperboardof weighing > 225g/m2	122,738	421,799	66,809	230,687
4805939000	Uncoated paper&paperboard,of other weighing > 225g/m2	685,416	6,102,228	493,490	3,866,548
4806100000	Vegetable parchment	106,821	813,281	263,683	1,733,483
4806200000	Greaseproof papers	50,314	762,798	92,673	1,328,665
4806300000	Tracing papers	36,246	205,671	36,731	263,872
4806400000	Glassine and other glazed transparentor translucent papers	522,129	4,557,883	1,237,898	8,548,440
4807000000	Composite paper and paperboard notsurface-coated or impregnated	895,064	7,617,841	753,756	6,497,932
4808100000	Corrugated paper&paperboard,whether ornot perforated,in rolls or sheets	425,790	3,353,370	295,459	2,554,808
4808200000	Sack kraftpaper,creped,crinkled,whether,not embossed or perforat,rolls or sheets	30,460	109,456	185,127	691,586
4808300000	Oth kraftpaper,creped or crinkle,whether or not embossed or perforated	23,108	270,885	62,924	617,685
4808901000	Paper&paperboard,embossed paperfancypaper used printing,cover,lining	38	3,048	87	40,777
4808909000	Paper&paperboard,oth embossedfancypaper used printing,cover,lining	269,928	1,391,485	211,356	1,698,927
4809200000	Self-copy paper	79	4,423	883	14,120
4809900000	Other self-copy paper	204,961	1,131,785	412,873	2,181,755
4810134000	Paper&paperboard for photo,heat,elect.in rolls papers of width <15cm	4,151	196,686	3,616	202,429
4810135000	Paper&paperboard for photo,heat,elect.in rolls papers of oth width <15cm	10,822	72,097	26,196	226,804
4810139010	Banknotes paper, in rollsof a width <= 15 cm	697,678	2,831,865	6,907,644	28,055,987
4810139090	Oth coated writing and printing paperbanknotes paper,in rolls	1,916,638	13,251,326	1,816,938	11,039,489
4810145000	Paper&paperboard for photo,heat,elect.sensitive 297<one side<435mm,in sheets	0	81	0	1,541
4810146000	Paper&paperboard for photo,heat,elect.of width < 15cm	758	7,216	3,761	28,351
4810149090	Oth coated writing &printing paperbanknotes paper,in sheets	6,953	34,217	7,966	31,473
4810190010	Other Banknotes paper	0	29,053	0	39,395
4810190090	Oth banknotes paper,coated writing&printing paper, one side>435mm	109,069	3,287,242	420,266	5,650,917
4810223000	Paper&paperboard for photo,heat,elect.sensitive,light weight coated paper	0	110,494	0	145,920
4810229000	Oth aluminium paper base, light-weightcoated paper	1,351,634	9,836,484	1,424,428	9,220,162
4810295000	Oth paper&paperboard, oth in rollof a width 15cm<one side<36cm,unfolded	0	1	0	4
4810299000	Oth aluminium paper base and artpaper oth light weight coated paper	816,400	5,114,683	840,808	5,009,297
4810319000	Kraft paper,paperboard, not for writing,printing, other grafic purp, <=150 g/m2	74,769	471,811	27,848	189,059
4810329000	Kraft paper,paperboard, not for writing,printing, other grafic purp, >150 g/m2	1,101,609	5,811,790	999,818	5,244,986
4810392000	Paper as interleaf mtrl in proc batteryroll < 15cm, rect < 15 x 36 cm2	10,414	43,318	61,630	253,244
4810393000	Oth kraft paper, roll < 15 cm, rectang< 15 x 36 cm2	0	2,050	0	12,915
4810399000	Kraft paper and paperboard in other size	12,344	1,180,904	17,261	1,007,454
4810921000	Gray backboard, multi ply	15,644	511,186	23,239	362,923
4810929000	Oth paper colored for computercard & gray backboard, multi ply	120,211	3,856,653	106,731	2,893,998
4810992000	Oth paper and paperboardof multi ply	0	1	0	515
4810999000	Oth paper colored for computer card,oth multi ply	150,446	1,898,238	181,047	3,290,665
4811101000	Tarred, bituminised/asphalted paper &paperboard, in roll <15cm, rect<15x36cm2	829	131,378	2,515	195,585



I.3. IMPOR MENURUT KOMODITI / IMPORT BY HS COMMODITY

\*\*\* AGUSTUS / AUGUST 2008 \*\*\*

HS	Uraian Komoditi Commodity Description	Berat Bersih / Net Weight (Kg)		Nilai / Value C.I.F (US\$)	
		Bulan ini Current Month	Kumulatif Cum.Jan. to date	Bulan ini Current Month	Kumulatif Cum.Jan. to date
4811109000	Tarred, bituminised/asphalted paper & paperboard, in other size	123,547	919,996	360,044	2,493,744
4811411000	Gummed or adhesive paper&paperboard,self-adhesive	313,894	2,086,056	781,779	5,623,019
4811419000	Gummed or adhesive paper&paperboard,oth self-adhesive	869,642	6,574,216	2,394,281	12,660,226
4811491000	Oth gummed or adhesive paper&paperboardself-adhesive	97,150	643,680	67,707	832,961
4811499000	Oth gummed or adhesive paper&paperboardoth self-adhesive	301,401	2,241,983	556,628	3,952,228
4811511000	Paper coated,impregnated or coveredwith plastic, bleached,wg>150g/m	0	68,487	0	140,476
4811519000	Paper coated,impregnated or coveredwith plastic, unbleached,wg>150g/m	640,583	6,108,235	845,027	8,176,681
4811591000	Paper coated,impregnated or coveredwith wax,paraffin,stearin,oil,glycerol	35,338	491,050	97,951	1,758,851
4811592000	Oth paper coated,impregnated or coveredand with a lining of aluminium foil	1,188,427	6,174,199	4,364,386	22,339,943
4811593000	Oth paper coated,impregnated or coveredwith plastic, oth bleached,wg>150g/m	1	155	91	16,857
4811599000	Oth paper coated,impregnated or coveredwith plastic, oth bleached,wg>150g/m	635,893	5,376,202	1,805,826	14,365,449
4811601000	Paper coated,impregnated or coveredwith wax,paraffin,stearin,oil,glycerol	13,043	156,807	52,056	846,110
4811609000	Paper coated,impregnated or coveredwith oth wax,paraff,stearin,oil,glycerol	160,881	1,306,994	227,802	1,961,754
4811903000	Oth paper, paperboard,cellulose waddingweb of cell fibr roll<15cm,rect<15x36cm2	5,511	15,579	5,092	45,538
4811909000	Oth paper, paperboard,cellulose waddingweb of cell fibres other size	962,795	8,071,228	3,261,626	27,132,206
4812000000	Filter blocks,slabs&plates,of paperpulp	26,149	233,185	109,586	1,185,422
4813100000	Cigarette paper,in the formof booklets or tubes	0	51,814	0	178,372
4813200000	Cigarette paper,in the form in rolls ofa width not exceeding 5 cm	193,550	2,140,525	654,466	9,125,775
4813900000	Cigarette paper,oth in the of booklets,tubes & in rolls	696,118	5,939,950	1,953,785	17,949,540
4814100000	Wallpaper&similar wall coverings,"ingrain" paper	0	18,255	0	56,464
4814200000	Wallpaper&similar wall coverings,the face side,with a grained,embossed,	56,761	735,818	128,070	1,433,770
4814900000	Wallpaper&similar wall coverings,oth with transparant protective plastics	276,411	1,699,800	384,358	3,260,256
4816200000	Self-copy paper (other than of 48.09)	0	72,215	0	96,186
4816900000	Other heat transfer paper & offsetplates of paper	611,391	2,851,655	501,360	3,049,977
4817100000	Envelopes	20,401	252,117	142,791	1,565,082
4817200000	Letter cards,plain postcards andcorrespondence cards	31,259	228,846	52,026	470,078
4817300000	Boxes,pouches,wallets & writingcompendiums,of paper or paperboard,	4,502	77,472	45,554	373,771
4818100000	Toilet paper	12,374	151,034	28,971	348,163
4818200000	Handkerchiefs,cleansing or facialissues & towels	69,008	614,881	255,891	1,921,790
4818300000	Tablecloths and serviettes	509	22,008	2,599	57,657
4818401100	Napkins & napkin liners for babies & similar sanitary articles	1,279,387	11,083,342	3,137,976	26,786,308
4818401900	Oth napkins & napkin liners for babies & similar sanitary articles	563,721	4,384,769	1,656,974	11,179,174
4818402000	Sanitary towels,tampons & similararticles	889,603	9,825,997	2,966,888	34,603,815
4818500000	Articles of apparel & clothing,surgical face masks	11,596	39,820	67,608	170,689
4818900000	Oth articles of apparel & clothing,oth surgical face masks	198,400	921,649	589,955	2,487,498
4819100000	Cartons,boxes & cases, of corrugatedpaper or paperboard	1,426,872	12,478,716	2,842,438	19,802,311
4819200000	Boxes, of non corrugated paper & paperboard	1,350,668	9,688,996	4,510,862	27,519,724
4819300000	Sacks&bags,base of a width>40cmfor cement or fertizer packing	316,845	1,311,127	560,173	2,516,356
4819400000	Other sacks and bags, including cones	65,434	1,033,704	254,391	3,275,845
4819500000	Other packing containers,includ recordsleeves	207,119	1,140,998	962,033	5,963,763
4819600000	Box files,letter trays,storage boxes&similar articles,used in offices,shops	25,060	219,320	73,684	720,013
4820100000	Registers,account books,note books,receipt books,&similar articles	74,904	677,963	359,100	2,023,183
4820200000	Exercise books	11,721	164,395	62,198	371,818
4820300000	Binders(other than book covers),folders&file covers	25,235	181,232	23,352	515,697
4820400000	Manifold business forms& interleavedcarbon sets	2,858	13,649	15,282	74,420
4820500000	Albums for samples or for collections	3,492	102,506	14,485	216,404
4820900000	Other exercise book,binders,manifold,albums	51,185	325,857	224,292	961,939
4821101000	Printed,labels that form of packing forjewellery,small objects & the like	91,849	1,007,599	990,368	10,150,094
4821109000	Printed,oth labels that form of packingfor jewellery,small objects & the like	291,608	3,097,112	2,799,425	36,422,896
4821901000	Oth printed,labels that form of packingfor jewellery,small objects & the like	58,160	276,106	300,747	1,978,884
4821909000	Oth printed,oth label that form of packfor jewellery,small objects & the like	230,928	1,491,158	1,775,391	19,922,887
4822100000	Bobbins,spools,cops&similar of pulpof a kind used for winding textile yarn	0	125,632	0	1,717,098
4822900000	Bobbins,spools,cops&similar of pulpoth of a kind used for wind textile yarn	129,266	1,339,949	285,969	3,089,335
4823200000	Filter paper in rolls or sheets	309,398	1,714,601	1,762,565	10,238,898
4823401000	Cardiograph recording paper	89	7,055	5,422	89,482
4823409000	Oth paper for self recording for otherapparatus	72,394	501,475	420,297	3,511,394
4823610000	Trays,dishes,plates,cups&the like,ofpaper or paperboard of bamboo	270	1,171	1,208	6,613
4823690000	Trays,dishes,plates,cups&the like,ofpaper or paperboard of oth than bamboo	57,916	295,429	197,482	736,360
4823700000	Gaskets and washers,moulded oprressed artcles of paper pulp	76,384	481,802	102,391	782,575
4823901000	Other paper, cocooning frames forsilk-worms	15,629	358,691	111,480	1,455,149
4823902000	Sterilization indicators,not gummed,cocooning frames for silk-worms	32	19,515	596	79,551
4823903000	Cup stock board (l.e. polyethylene (pe)in rels of width of less than 10 cm	0	36,744	0	39,272
4823904000	Telegraph or teleprinter paper in stripor rolls	3	1,007	671	408,276
4823905000	Display cards for jewellery/for smallobjects of personal adornment	458	9,780	1,730	66,079
4823906000	Punched jacquard cards	60	10,214	1,262	50,219
4823907000	Fans&handsscreens,with paper mountsor leaves&frames of any materials	550	3,234	785	6,214
4823909000	Other,cut to size/shape,other than instrips, rolls or sheets	601,496	4,807,915	2,061,803	14,886,045
4901100000	Print books in official language of impctry for educations, in single sheet	85,443	963,259	5,831,670	15,054,307
4901910000	Dictionaries,wholly/essentially in theofficial language of the import country	18,733	42,276	180,936	324,076
4901991000	Oth educational,wholly/essential in theofficial language of the import country	71,680	369,728	449,474	1,907,966
4901999000	Oth educational,oth wholly/essential inofficial language of the import country	115,804	945,083	1,165,952	9,890,573
4902100000	Newspapers,journals & periodicalsappearing at least four times a week	93	5,937	3,656	49,653
4902900000	Oth newspapers, journals and periodicals	29,611	153,428	107,053	820,417

**I.3. IMPOR MENURUT KOMODITI / IMPORT BY HS COMMODITY**  
**\*\*\* AGUSTUS / AUGUST 2008 \*\*\***

HS	Uraian Komoditi Commodity Description	Berat Bersih / Net Weight (Kg)		Nilai / Value C.I.F (US\$)	
		Bulan ini Current Month	Kumulatif Cum.Jan. to date	Bulan ini Current Month	Kumulatif Cum.Jan. to date
4903000000	Childrens picture,drawing or coloringbooks.	35,926	92,059	87,242	341,998
4904000000	Music,printed or in manuscript,whetheror not bound or illustrated.	16,419	38,997	44,415	315,746
4905100000	Maps&hydrographic or similar charts ofall kinds,globes	10,380	37,404	94,870	322,740
4905910000	Maps&hydrographic or similar charts ofall kinds,in book form	0	739	0	15,007
4905990000	Maps&hydrographic or similar charts ofall kinds,in other form	0	7,691	0	103,291
4906001000	Plans&drawings,including photographicreproduct&carbon copies of plans&drawing	571	3,540	1,867	152,515
4906009000	Plans & drawings, being originals drawnby hand, hand-written texts	108	8,773	308	302,765
4907001000	Banknotes, being legal tender	0	83	0	874
4907002000	Unused postage stamps	0	9	0	96
4907004000	Stock,share/bond certificates&similardocuments of title; cheque forms	233	351	39,911	296,459
4907009000	Other banknotes,unused postage, revenue,stock,share & the like	2,135	24,267	16,052	1,217,141
4908100000	Transfers (decalcomanias), vitrifiable	25,285	254,660	427,789	3,254,242
4908900000	Oth than transfers (decalcomanias),vitrifiable	16,713	132,421	206,349	1,809,061
4909000000	Printed/illustrated postcards, cardgreetings, messages/the like	246	12,836	1,066	215,603
4910000000	Calendars of any kind,printed,includingcalendar blocks.	66,096	159,466	91,890	299,250
4911100000	Trade advertising material, commercialcatalogues & the like	21,123	262,028	207,874	1,715,830
4911912000	Printedmatter,wall pictures&diagram forinstruct purposes;designs&photograph	2	1,375	32	14,284
4911913000	Printed matter,oth printed picturesand photographs	1,527	12,449	26,102	275,915
4911919000	Printed matter,oth anatomical&botanicaldiagram & wall picture	9,479	47,044	96,064	1,053,585
4911991000	Printed card for jewellery,small objectperson adornment,carried in the pocket	605	17,266	38,160	127,970
4911992000	Printed stickers for explosives	2	1,636	20	22,572
4911999000	Oth printed matter, oth printed sticker& printed card	38,439	453,243	201,423	3,224,503
5001000000	Silkworm cocoons suitable for reeling.	5,159	156,106	35,925	1,126,462
5002000000	Raw silk (not thrown).	3,545	16,663	47,102	195,024
5003000000	Silk waste (incl. cocoons unsuitablefor reeling, yarn waste&garneted stock).	0	39,877	0	385,191
5004000000	Silk yarn(oth than yarn spun fromsilk waste) not put up for retail sale.	28,349	192,234	138,929	1,441,714
5005000000	Yarn spun from silk waste,not put upfor retail sale.	54	87,238	1,572	188,436
5006000000	Silk yarn & yarn spun from silk waste,put up for retail sale;silk-worm gut.	148	43,544	1,120	202,644
5007100010	Fabrics of noil silk,bleached/unbleached	108	15,983	935	371,979
5007100090	Fabrics of noil silk, oth than bleached/unbleached	48,678	446,266	327,479	3,657,624
5007200010	Oth fabrics,silk/silk waste >85%,oth than noil silk,bleached/unbleached	1	8,182	405	60,054
5007200090	Oth fabrics,silk/silk waste >85%,oth than noil silk,oth bleach/unbleach	101	7,738	3,905	103,113
5007900010	Oth fabrics,silk/silk waste < 85%,oth than noil silk,bleached/unbleached	927	20,411	19,889	316,163
5007900090	Oth fabrics,silk/silk waste < 85%,oth than noil silk,oth bleach/unbleach	928	127,141	44,298	847,989
5101110000	Shorn wool, not carded/combed,greasy, including fleece-washed wool	0	2,465	0	23,000
5101190000	Oth shorn wool, not carded/combed,greasy, including fleece-washed wool	19,473	634,171	63,543	2,078,877
5101210000	Shorn wool, not carded/combed,degreased, not carbonised	0	2,553	0	33,900
5102190000	Fine animal hair,not carded/combedoth of kashmir (cashmere) goats	0	457	0	24,750
5102200000	Coarse animal hair,not carded/combed	0	178	0	2,873
5103100000	Noils of wool/of fine animal hair incl.yarnwaste but exclude garnettstock	78	1,159	1,174	34,283
5103300000	Waste of coarse animal hair includeyarn waste but exclude garnetted stock	0	370	0	4,130
5105100000	Carded wool	0	24,919	0	159,779
5105210000	Combed wool in fragments	585	10,258	5,149	71,796
5105290000	Combed wool not in fragments	94,738	950,220	978,953	9,345,905
5106100000	Yarn,carded, wool > 85% by weightnot put up for retail sale	0	29,824	0	256,054
5106200000	Yarn,carded, wool < 85% by weightnot put up for retail sale	43,805	518,619	278,837	3,998,184
5107100000	Yarn,combed, wool > 85% by weightnot put up for retail sale	3,113	125,985	31,501	1,202,962
5107200000	Yarn,combed, wool < 85% by weightnot put up for retail sale	11,227	22,964	104,030	263,706
5108100000	Yarn of fine animal hair not put upfor retail sale., carded	0	3	0	40
5109100000	Yarn,wool/animal hair > 85%, for retailsale	213	9,966	11,676	377,078
5109900000	Yarn,wool/animal hair < 85%, for retailsale	0	14,104	0	120,470
5110000000	Yarn,coarse animal hair/of horsehairwether not put up for retail sale	0	106,170	0	771,152
5111110000	Woven fabric,carded,wool/animal hair>85%, weight < 300 g/m	597	54,457	7,835	961,622
5111190000	Woven fabric,carded,wool/animal hair>85%, weight > 300 g/m	53	27,962	898	352,000
5111200000	Woven fabric,carded, wool/animal hairmix. mainly w/made filament	0	31,014	0	393,869
5111300000	Woven fabric,carded, wool/animal hairmix. mainly w/made stapel	5,873	97,693	47,853	972,871
5111900000	Woven fabric,carded, wool/animal hairroth mixed	0	34,171	0	323,353
5112110000	Woven fabrics,combed wool/animal hair>85%, weight < 200 g/m	23,772	224,955	433,854	4,537,245
5112190000	Woven fabrics,combed wool/animal hair>85%, oth weight > 200 g/m	66,642	489,591	1,941,032	10,979,384
5112200000	Woven fabrics,combed wool/animal hairmix. mainly w/made filament	13,806	78,998	316,241	1,489,711
5112300000	Woven fabrics,combed wool/animal hairmix. mainly w/made stapel	20,499	212,845	379,628	3,367,117
5112900000	Woven fabrics,combed wool/animal hairroth mixed	6,700	93,362	244,379	1,515,623
5113000000	Woven fabrics of coarse animal hair/of horsehair	24,213	102,065	153,561	1,059,901
5201000000	Cotton, not carded/combed.	48,118,368	505,933,370	83,412,807	825,374,093
5202100000	Cotton waste,yarn waste	630,951	3,877,116	135,234	1,146,969
5202910000	Cotton waste,garnetted stock	0	1,486,979	0	821,532
5202990000	Oth yarn waste & garnetted stock	9,076	473,737	119,952	1,830,027
5203000000	Cotton, carded/combed.	219,416	1,458,115	1,660,011	11,753,449
5204110000	Cotton sewing thread,not for salecont 85%/more by weight of cotton	2,792	395,270	27,248	1,817,475
5204190000	Cotton sewing thread,not for retail saleoth cont 85%/more of cotton	183,336	1,198,297	523,214	4,702,518
5204200000	Cotton sewing thread, for retail sale	154	31,185	609	263,912
5205110000	Single yarn,of uncombed fibres measur714.29 decitex/more, cotton>85%	580,138	5,259,391	1,097,172	11,526,321
5205120000	Single yarn,of uncombed fibres232<measuring<714.29decitex,cotton>85%	282,532	2,747,122	557,317	6,078,121

**I.3. IMPOR MENURUT KOMODITI / IMPORT BY HS COMMODITY**  
**\*\*\* AGUSTUS / AUGUST 2008 \*\*\***

HS	Uraian Komoditi Commodity Description	Berat Bersih / Net Weight (Kg)		Nilai / Value C.I.F (US\$)	
		Bulan ini Current Month	Kumulatif Cum.Jan. to date	Bulan ini Current Month	Kumulatif Cum.Jan. to date
5205130000	Single yarn,of uncombed fibres192.31<measuring<232.56 dec,cotton>85%	37,411	1,307,004	92,196	3,184,316
5205140000	Single yarn,of uncombed fibres125<measuring<192.31dec,cotton>85%	88,157	457,776	505,102	2,343,909
5205150000	Single yarn,of uncombed fibres measuring<125dec (>80metric number),cotton>85%	40	619	220	3,897
5205210000	Single yarn,of combed fibresmeasuring 714.29dec/more,cotton>85%	101,201	857,157	313,535	2,068,386
5205220000	Single yarn,of combed fibres232.56<measuring<714.29dec,cotton>85%	230,562	7,125,352	417,914	10,686,221
5205230000	Single yarn,of combed fibres192.31<measuring<232.56dec,cotton>85%	23,600	46,016	93,220	179,099
5205240000	Single yarn,of combed fibres125<measuring<192.31dec,cotton>85%	221,671	1,183,543	194,201	2,076,532
5205280000	Single yarn,of combed fibres measuring<83.33 decitex (>120metric),cotton>85%	7,258	31,913	24,800	105,083
5205310000	Cable yarn,of uncombed fibres persingle yarn 14.29dec/more,cott>85%	0	94,313	0	285,933
5205320000	Cable yarn,of uncombed fibres persingle yarn 232.56<measur<714.29,cott>85%	64,343	374,140	173,191	1,041,901
5205350000	Cable yarn,of uncombed fibres persingle yarn<125 (>80 metric), cotton>85%	3,835	10,858	19,556	65,190
5205410000	Cable yarn,of combed per single yarn714.29 decitex/more(<14metric),cott>85%	0	124,618	0	558,597
5205420000	Cable yarn,of combed per single yarn232.56<measuring<714.29dec,cotton>85%	1,284	768,335	11,515	2,254,053
5205430000	Cable yarn,of combed per single yarn192.31<measuring<232.56dec,cotton>85%	6,142	68,230	26,440	315,506
5205440000	Cable yarn,of combed per single yarn125<measuring<192.31dec,cotton>85%	43,018	340,226	618,819	4,114,180
5205470000	Cable yarn,of combed per single yarn83.33<measuring<106.38dec,cotton>85%	0	29,021	0	122,992
5205480000	Cable yarn,of combed per single yarn<83,33decitex(>120metric),cotton>85%	1,125	78,343	7,220	696,795
5206110000	Single yarn of uncombed fibres, 714,29or more (<14 metric),cotton>85%	98,678	735,814	324,625	3,636,620
5206120000	Single yarn of uncombed fibres,232<measuring<714.29dec,cotton<85%	9,072	58,187	14,490	145,284
5206130000	Single yarn of uncombed fibres,192.31<measuring<232.56dec,cotton<85%	0	220	0	3,577
5206140000	Single yarn of uncombed fibres,125<measuring<192.31dec,cotton<85%	0	10	0	4
5206150000	Single yarn of uncombed fibres,<125dec(exceeding 80 metric),cotton<85%	0	15,195	0	86,723
5206210000	Single yarn, of combed fibres,measure>714.29(not>14 metric),cott<85%	157	6,633	1,579	65,761
5206220000	Single yarn, of combed fibres,232.56<measure<714.29 dec,cotton<85%	19,035	305,948	38,903	663,102
5206230000	Single yarn, of combed fibres,192.31<measuring<232.56dec,cotton<85%	102,513	102,513	359,225	359,225
5206240000	Single yarn, of combed fibres125<mesuring<192.31 dec	2,203	2,203	5,279	5,279
5206250000	Single yarn,of combed fibres measuring<125 decitex (> 80 metric number)	0	11	0	207
5206310000	Cabled yarn,of uncombed measuringper single yarn > 714.29 decitex	0	344	0	3,865
5206320000	Cabled yarn,of uncombed persingle yarn232.56<measuring<714.29dec	26,659	72,603	144,500	353,019
5206330000	Cabled yarn,of uncombed persingle yarn192.31<measuring<232,56decitex	4,333	4,334	21,238	21,558
5206350000	Cabled yarn,of uncombed measuringper single yarn<125(>= 80 metric number)	0	4,499	0	28,240
5206410000	Cable yarn,of combed fibres measuringper single yarn 714.29 decitex/more	484	40,780	2,562	211,940
5206420000	Cable yarn,of combed fibres persingle yarn 232.56<measuring<714,29 decitex	688	18,985	8,721	126,612
5206430000	Cable yarn,of combed fibres persingle yarn 192.31<measuring< 232.56decitex	0	53	0	895
5206440000	Cable yarn,of combed fibres persingle yarn 125<measuring<192,31decitex	0	6,363	0	94,522
5206450000	Cable yarn,of combed fibres measuringper single yarn<125decitex (>80 metric)	0	13,271	0	135,976
5207100000	Cotton yarn(oth than sewing thread) putcont 85%/more by weight of cotton	86,260	576,066	193,555	1,068,403
5207900000	Cotton yarn sewing thread put upcont 85%/more by weight of cotton	6,779	204,206	21,290	597,123
5208110000	Unbleached plain weave, weight >=85% ofcotton, weighing <= 100 g/m	216,030	1,755,953	1,255,681	10,397,805
5208120000	Unbleached plain weave >=85% of cotton,weighing > 100 g/m	203,752	1,393,529	1,118,860	7,491,449
5208130000	Unbleached 3-thread/4-thread twill,incl. cross twill >=85% of cotton	2,770	76,221	21,344	577,110
5208190000	Other unbleached fabrics>=85% of cottonweighing <= 200 g/m	291,868	3,779,129	1,947,413	25,210,886
5208210000	Absorbent fabric bleached for surgicaluse, cotton >=85%, weighing <=200 g/m	137,437	1,392,281	658,583	6,942,037
5208220000	Bleached plain weave, weighing > 100g/m	342,152	2,243,308	1,665,509	13,212,022
5208230000	Bleached 3-thread/4-thread twill, inccross twill >=85% of cotton	0	43,273	0	301,068
5208290000	Other bleached fabrics >85% of cottonweighing <= 200 g/m	257,573	2,028,053	1,916,330	16,903,044
5208310010	Plain weave dyed; voile/chemi voileweighing < 100 g/m	100,293	884,442	472,861	5,440,340
5208310020	Cambrics dyed weighing < 100 m/gweighing < 100 g/m	0	83	0	673
5208310030	Other garments matter weighing < 100 m/g	657	121,706	6,629	703,190
5208310090	Other dyed fabrics weighing < 100 m/g	340,454	2,759,555	1,436,054	11,420,959
5208320000	Plain weave dyed, weighing > 100 g/m	320,005	3,405,843	3,017,042	33,199,337
5208330000	3-thread/4-thread twill dyed,including twill	22,537	278,122	236,566	2,674,737
5208390000	Other dyed fabrics >85% weighing < 200 m	143,575	1,385,036	1,128,520	10,055,371
5208410010	String fabrics plain weave of differentcolor , weight <= 100 m/g	1,433	91,787	19,704	1,161,947
5208410090	Other plain weave of different color,weight <= 100 m/g	682	156,262	8,687	1,562,507
5208420010	String fabrics of different colorweighing > 100 g/m	7,140	262,339	45,685	3,100,744
5208420090	Plain weave other than string fabrics ofcolor, weighing > 100 g/m	512,010	4,617,782	6,948,658	62,378,965
5208430000	Diff.colour,3 or 4-thread twill, wovenfabrics, 85% cotton,weight>200g/m2	37,404	151,923	138,894	959,153
5208490000	Other fabrics of different color	20,891	150,102	264,487	1,596,866
5208510000	Plain weave printed of different color,<= 100 m/g	4,823	360,687	70,000	3,470,070
5208520000	Plain weave printed of different color,> 100 m/g	49,334	358,899	257,999	3,455,567
5208590000	Other fabrics printed of differentcolor	41,775	451,445	432,660	3,915,399
5209110000	Plain weave unbleached cont.>=85% ofcotton, weight >200 g/m	9,895	473,158	114,495	4,310,778
5209120000	3-thread/4-thread twill unbleached,cont.85% of cotton, weight > g/m	0	55,024	0	301,545
5209190000	Other fabrics unbleached con.85% ofcotton, weight > 200 g/m	480,155	6,159,647	3,289,227	41,636,497
5209210000	Plain weave unbleached , cont.85% ofcotton, weight > 200 g/m	132,416	811,939	453,724	3,113,620
5209220000	Bleached, 3 or 4-thread twill, wovenfabrics, 85% cotton,weight>200g/m2	15,739	203,726	116,673	1,489,773
5209290000	Other fabrics unbleached. cont.85% ofcotton, weight>200 g/m	141,624	1,236,156	905,740	8,557,066
5209310000	Plain weave dyed, cont.85% of cotton,weight > 200 g/m	89,626	1,201,115	498,735	8,775,640
5209320000	Dyed, 3 or 4-thread twill, incl. twillcont.85% of cotton, weight>200g/m	224,380	2,229,014	1,413,174	15,755,791
5209390000	Other fabrics dyed, cont.85% of cottonweight > 200 g/m	216,697	1,959,183	1,301,933	13,045,526
5209410000	Plain weave of yarns of diff color,cont 85% of cotton, wght>200 g/m	58,385	311,744	405,574	2,438,084
5209420000	Denim of yarns diff color, cotton>85%,weight > 200 g/m	525,089	4,633,502	2,140,575	17,726,896

**I.3. IMPOR MENURUT KOMODITI / IMPORT BY HS COMMODITY**  
**\*\*\* AGUSTUS / AUGUST 2008 \*\*\***

HS	Uraian Komoditi Commodity Description	Berat Bersih / Net Weight (Kg)		Nilai / Value C.I.F (US\$)	
		Bulan ini Current Month	Kumulatif Cum.Jan. to date	Bulan ini Current Month	Kumulatif Cum.Jan. to date
5209430000	Oth fabrics of 3-thread /4-threadcont 85% of cotton, wght>200 g/m	36,598	143,272	71,946	652,009
5209490000	Other fabrics of yarns diff colorscont 85% of cotton, wght>200 g/m	177,381	2,533,092	1,367,579	20,625,109
5209510000	Printed plain weave, cont.85% of cottonweight > 200 g/m	55,968	77,969	150,511	292,694
5209520000	Oth.thn plain weave 3 or 4-thread twill,printed, 85% of cotton, wght>200 g/m	58,163	62,821	199,556	239,576
5209590000	Other printed fabric cont.85% of cottonweight > 200 g/m	216,014	620,005	1,380,989	3,870,197
5210110000	Unbleached plain weave, cont. <85% ofcotton, mixed with m-m-f weight<=200g/m	64,694	1,012,036	341,759	7,624,854
5210190000	Oth unbleached fabrics, cont.<85%mixed with m-m-f weight<=200g/m	171,478	1,961,704	910,923	11,158,569
5210210000	Bleached plain weave cont.<85% ofcotton, mixed with m-m-f weight<=200g/m	9,438	288,274	254,235	3,151,870
5210290000	Oth bleached fabrics, cont.<85% ofcotton, mixed with m-m-f weight<=200g/m	4,664	196,838	71,636	1,122,682
5210310000	Dyed plain weave cont. <85% ofcotton, mixed with mmf weight<=200g/m	168,609	1,326,920	1,795,062	13,206,395
5210320000	3-thrd/4-thrd twill, incl.twill<85%of cotton, mix w/m-m-f weight<=200g/m	11,847	60,823	109,160	682,204
5210390000	Other dyed fabrics cont. <85% ofcotton, mixed with m-m-f weight<=200g/m	10,156	286,538	96,742	3,254,402
5210410010	String fabrics of yarns of diff color<85%of cotton, with mmf weight<=200g/m	34,172	305,110	310,948	2,040,816
5210410090	Plain weave other than string fabrics<85%of cotton, with mmf weight<=200g/m	23,630	274,618	181,631	2,446,247
5210490000	Oth fabrics of diff color cont.<85% ofcotton, mixed with mmf weight<=200g/m	116,752	379,236	410,141	2,654,319
5210510000	Printed plain weave cont.<85% ofcotton,mixed with mmf weight<=200g/m	673	55,985	10,197	319,724
5210590000	Other printed fabrics cont.85% ofcotton, mixed with mmf weight<=200g/m	17,326	1,247,471	118,794	7,236,746
5211110000	Unbleached plain weave, cont. <85% ofcotton, mixed with m-m-f weight>200g/m	12,227	99,946	241,466	1,118,384
5211120000	3-thread/4-thread twill unbleachd,incltwill<85% of cotton w/mmf weight>200g/m	0	28,946	0	226,253
5211190000	Oth unbleached fabrics, cont.<85%mixed with m-m-f weight>200g/m	36,811	799,588	317,779	6,560,640
5211200000	Bleached plain weave cont.<85% ofcotton, mixed with m-m-f weight>200g/m	204,446	936,219	1,242,246	6,211,819
5211310000	Dyed plain weave cont. <85% ofcotton, mixed with m-m-f weight>200g/m	1,297	60,540	25,611	743,687
5211320000	3-thrd/4-thrd twill, incl.twill<85%of cotton, mix w/m-m-f weight>200g/m	3,166	88,344	31,681	659,043
5211390000	Other dyed fabrics cont. <85% ofcotton, mixed with m-m-f weights>200g/m	259,234	1,250,128	1,608,598	9,133,015
5211410010	String fbrcs of yarn of diff color<85%of cotton, mixed with mmf weight>200g/m	374	1,271	3,023	6,480
5211410090	Yarns of diff clour oth than string fab<85% of cotton, mxd w/mmf>200 g/m	2,025	16,031	14,871	135,253
5211420000	Denim of yarns diff color, cotton<85%,mix wth man-made fibr weights>200g/m	376,487	2,523,124	833,852	5,178,279
5211430000	Oth fabrics of 3-thread/4-thrd<85%ofcotton, mixed with m-m-f weight>200g/m	2,266	31,290	3,999	47,164
5211490000	Oth fabrics of diff color cont.<85% ofcotton, mixed with mmf weight>200g/m	186	35,500	3,770	435,359
5211520000	3-thre/4-thread twill,incl.twill<85%of cotton, mixed with mmf weight>200g/m	0	45,067	0	384,748
5211590000	Othr printed fabrics cont.<85% ofcotton, mixed with mmf weight>200g/m	15,568	43,746	127,410	316,957
5212110000	Unbleached woven fabrics of cottonweight <=200 g/m	1,724	37,282	12,712	310,412
5212120000	Bleached woven fabrics of cottonweight <=200 g/m	333,703	1,524,701	1,873,581	8,539,949
5212130000	Dyed woven fabrics of cottonweight <=200 g/m	2,030	371,127	12,958	2,730,956
5212140000	Woven fabrics of cotton of yarns oldifferent color weight <=200 g/m	58,596	439,774	350,919	3,034,164
5212150000	Printed woven fabrics of cottonweight <=200 g/m	124	59,651	1,985	393,486
5212210000	Unbleached woven fabrics of cottonweight > 200 g/m	778	1,044	9,061	11,556
5212220000	Bleached woven fabrics of cottonweight > 200 g/m	2,535	2,715	41,192	51,576
5212230000	Dyed woven fabrics of cottonweight > 200 g/m	2,294	14,302	8,033	151,948
5212240000	Woven fabrics of cotton of yarns oldifferent color weight > 200 g/m	0	58,499	0	518,412
5212250000	Printed woven fabrics of cottonweight > 200 g/m	1	59,487	3	435,687
5301100000	Flax, raw/retted-flax, raw/retted	0	13,943	0	68,622
5301210000	Broken/scutched flax,broken,scutch-ed/other processed but not spun	0	397	0	3,772
5301290000	Other flax, raw/processed but notspun; falx waste	0	110	0	1,033
5301300000	Flax tow & waste raw/processedbut not spun	0	7,140	0	52,287
5302100000	True hemp, raw/retted	0	14,607	0	24,018
5302900000	Other hemp raw and processed butnot spun	640	1,161	8,897	11,624
5303100000	Jute & oth textile bast fibres, raw/retted	376,022	3,580,803	219,922	2,158,725
5303900000	Jute & oth textile bast fibres,processed but not spun	454	12,319	6,867	203,360
5305000011	Raw coir coconut fibres	14	75,862	242	36,251
5305000021	Raw abaca fibres	11,250	35,971	4,227	27,669
5305000029	Abaca fibres processed	54	54	644	644
5305000090	Oth than coconut, abaca, ramietextile fibres	119,588	1,156,680	121,167	2,802,320
5306100000	Single flax yarn	0	374,828	0	979,412
5306200000	Multiple (folded)/cabled flax yarn	11	49	977	2,493
5307100000	Single yarn of jute/of oth textilebast fibres of heading 53.03.	16	60,943	1,263	62,575
5307200000	Multiple (folded)/cabled of jute/oth fibres bast fibres of heading 53.03.	622,954	5,352,629	436,607	3,835,713
5308100000	Coir yarn of ther textile bast fibres of5303	1,673	2,097	26,169	38,717
5308200000	True hemp yarn of other textile basffibres of head 5303	41	54,657	3,101	420,607
5308901000	Paper yarn	12,735	502,067	74,400	1,333,438
5308909000	Other paper yarn	86,050	484,678	146,460	699,888
5309110000	Unbleached/bleached woven fabricsof flax cont.>=85% of weight of flax	0	15,530	0	166,765
5309190000	Other woven fabrics of flax cont.>=85%of weight of flax	3,153	428,496	59,282	5,577,819
5309210000	Unbleached/bleached woven fabricsof flax cont.<85% of weight of flax	4,036	57,566	22,500	501,632
5309290000	Other woven fabrics of flax cont.<85%of weight of flax	4,521	253,456	56,541	3,166,169
5310100010	Unbleached plain woven fabrics of othertextile bast fibres of head 5303	0	201,362	0	207,714
5310100090	Bleached plain woven fabrics of othertextile bast fibres of head 5303	22	579	458	7,189
5310900000	Other woven fabrics of jute/of othrbast fibres of heading 53.03.	296	2,047	614	15,278
5311000000	Woven fabrics of oth vegetable textilefibres; woven fabrics of paper yarn.	37,889	410,703	224,977	1,605,187
5401100000	Sewing thread of man-made filmentof synthetic filaments	94,257	1,001,537	476,418	6,363,680
5401200000	Sewing thread of artificial flmntfor retail sale	15,984	189,844	69,017	914,760
5402110000	High tenacity yarn of nylon/otherspolyamide of aramids	134,266	630,164	1,305,641	8,624,608
5402190000	High tenacity yarn of nylon/otherspolyamide of oth aramids	377,846	2,653,035	1,730,629	11,369,338

**I.3. IMPOR MENURUT KOMODITI / IMPORT BY HS COMMODITY**  
**\*\*\* AGUSTUS / AUGUST 2008 \*\*\***

HS	Uraian Komoditi Commodity Description	Berat Bersih / Net Weight (Kg)		Nilai / Value C.I.F (US\$)	
		Bulan ini Current Month	Kumulatif Cum.Jan. to date	Bulan ini Current Month	Kumulatif Cum.Jan. to date
5402200000	High tenacity yarn of polyesters	1,208,135	9,970,673	2,984,242	23,927,410
5402310000	Textured yarn of nylon/oth polyamidesmeasuring single yarn <= 50 tex	16,962	187,614	233,888	1,496,056
5402320000	Textured yarn of nylon/other poly-amides, measuring single yarn <= 50 tex	165,889	848,053	412,293	1,983,733
5402330000	Textured yarn of polyesters	1,294,567	9,386,207	4,137,793	37,880,714
5402340000	Textured yarn of polypropylenesynthetic filament	59,966	406,447	111,281	1,045,830
5402390000	Other texture synthetic filament yarn	287,925	3,279,825	661,694	9,140,144
5402440000	Oth yarn, single, of elastomeric<=50 turns/m	233,659	1,017,326	1,264,649	6,110,182
5402450000	Oth yarn, single, oth, of nylonor oth polyamides, <=50 turns/m	135,308	1,319,525	526,851	4,940,134
5402460000	Oth yarn, single, oth,of polyesters,partially oriented, <=50 turns/m	97,337	1,852,074	281,667	4,400,761
5402470000	Oth yarn, single, of oth polyestersfor mdical/srgical use, <=50 turns/mtr	841,838	3,068,643	1,941,600	8,487,791
5402480000	Oth yarn, single, oth, ofpolypropylene, <=50 turns/m	2,002	171,369	6,331	414,349
5402490000	Oth yarn, single, oth thn, of elast,nylon,polyeste,polypropylene,<=50 trn/mt	267,651	1,899,967	876,910	10,139,027
5402510000	Oth yarn, single,twist,of nylon/oth polyamides, > 50 turns/m	1,046	121,167	6,609	413,450
5402520000	Oth yarn,single,twist, of polyester> 50 turns/mtr	308,895	1,636,459	553,643	3,333,873
5402590000	Oth yarn,single,twist,oth th of nylonor oth plyamide&polyester,>=50 trn/mtr	284	135,364	6,964	1,202,562
5402610000	Oth yarn of nylon/oth polyamides,multiple/cable	100,428	612,996	189,757	723,888
5402620000	Other yarn of polyester,multiple/cable	141,547	702,356	404,405	3,066,300
5402690000	Oth yarn,multiple/cable,oth thof nylon/oth polyamides&polyester	45,746	725,959	161,977	3,498,191
5403100000	High tenacity yarn of viscose rayon	36,115	173,806	63,540	412,672
5403310000	Other single yarn of viscose rayon, untwisted/with a twist <120 turns/m	91,821	527,987	342,720	1,534,720
5403320000	Other single yarn of viscose rayon, withtwist exceeding 120 turns/m	10,560	42,959	23,760	292,673
5403330000	Other single yarn of cellulose acetate	28,772	192,356	128,609	1,131,120
5403390000	Other single yarn	78,239	1,042,730	404,485	5,042,488
5403410000	Other multiple (folded)/cable yarn ofyarn of viscose rayon	46,573	340,902	92,399	1,253,760
5403420000	Other multiple (folded)/cable yarn ofof cellulose acetate	827,153	9,554,074	3,723,507	40,925,569
5403490000	Other artificial filament yarn	31,347	321,173	141,811	1,487,103
5404110000	Synth monfilament of elastomeric>=67dctx,dim.<=1mm, width<=5mm	19,007	268,333	65,668	968,974
5404120000	Synth.monfilmnt oth,of plypropylne>=67dctx,dim.<=1mm, width<=5mm	11,999	104,903	26,199	330,906
5404190000	Synth.mnfilmnt oth thn elast&plyprln>=67dctx,dim.<=1mm, width<=5mm	87,115	3,161,704	509,467	14,145,731
5404900000	Synthetics other than filamentsexceeds 1 mm, width <= 5 mm	141,718	1,369,686	600,331	5,837,095
5405000000	Artificial monofilament >=67 dec, nocross-sect,dim>=1mm,strip and the like	5,191	48,553	62,103	401,699
5406000000	Man-made flarnmt yarn(oth thn sewingthread), put up for retail sale.	22,848	848,992	119,117	1,916,803
5407101100	Unbleached tyre woven fabrics &conveyor duck	148,820	880,573	906,441	7,020,196
5407101900	Other unbleached other than tyre wovenfabrics & conveyor duck	1,033,216	1,576,902	6,827,413	10,845,590
5407109100	Tyre woven fabrics & conveyor duckof other woven fabrics of synthics flmnt	143	4,000	4,207	45,131
5407109900	Other woven fabrics of synthetics flmntobtained materials of head 54.04	87,550	311,794	1,066,849	4,036,086
5407200000	Woven fabric, bleachded/no,obtained from strip/the like	131,266	604,327	499,346	2,870,766
5407300000	Fabrics specified in note 9 to section	17,524	110,034	164,949	1,349,438
5407411000	Woven nylon mesh fabric of untwistedweight >=85% of flmnt of nyln/polyamd	3,797	221,039	16,051	1,671,680
5407419000	Woven fabrics obtained from high tencitymaterials of heading 54.04.	138,582	589,425	622,510	4,063,924
5407420000	Dyed woven fabrics weight>=85% of filament of nylon/polyamides	289,168	3,006,846	3,384,171	36,021,472
5407430000	Woven fabrics of yarn of diff colorsweight >=85% of flmnt of nyln/polyamd	1,003	45,432	15,650	541,322
5407440000	Printed woven fabrics weight>=85% of flmnt of nyln/polyamds	2,750	54,011	30,016	446,693
5407510000	Woven fabrics, bleachd/no,con.>=85% of txturd polyester flmnt	259,864	2,427,038	1,348,270	14,624,488
5407520000	Dyed woven fabrics cont.>=85% ofbyweight of non textured polyester flmnt	882,342	6,857,899	5,514,690	49,559,454
5407530000	Oth woven fabrics of yarn of diff colorweight>=85% of texprd polyester filament	59,293	281,319	412,690	2,017,021
5407540000	Printed woven fabrics cont.>=85%,weight>=85% of texprd polyester filament	66,279	1,450,668	523,592	13,189,899
5407610000	Oth woven fabrics, cont >=85% of byweight of non textured polyester flmnt	1,037,051	8,876,718	6,178,970	57,753,699
5407690000	Oth bleached/unbleached woven fabricscont.>=85% of polyester polyments	256,281	3,330,202	1,962,464	28,376,317
5407710000	Oth woven fabric,bleachd/no,con.>=85% of txturd polyester flmnt	60,931	740,430	355,877	4,001,810
5407720000	Dyed woven fabrics cont.>=85% ofweight of synthetics filament	65,221	759,711	803,139	4,628,715
5407730000	Oth woven fabrics of yarn of diff color>=85% weight of synthetic filaments	32,213	111,930	151,235	385,437
5407740000	Printed woven fabrics cont.>=85%,weight of synthetics filament	6,926	72,206	42,477	568,301
5407810000	Woven fabrics,bleachd/no,cont.<85% weight of synth flmnt with cotton	15,009	116,646	124,969	1,084,735
5407820000	Dyed woven fabrics cont.<85% ofweight of synth flmnt with cotton	29,089	507,409	199,461	3,387,712
5407830000	Oth woven fabrics of yarn of diff colorweight<85% of synth flmnt with cotton	21,787	65,497	128,136	462,695
5407840000	Printed woven fabrics cont.<85%,weight of synth flmnt with cotton	15,886	32,973	30,185	119,454
5407910000	Woven fabric,bleachd/no,obtaindoth other than synthetics/cotton filament	8,358	156,982	29,931	1,231,163
5407920000	Dyed woven fabrics obtained otherthan synthetics/cotton filaments	265,434	1,962,442	2,039,291	16,392,798
5407930000	Oth woven fabrics of yarn of diff colorother than synthetics/cotton filament	9,023	110,612	49,270	603,962
5407940000	Printed wiven fabrics obtained otherthan synthetics/cotton filaments	81	78,072	468	660,229
5408101000	Unbleached woven fabrics obtainedfrom high yarn of viscose rayon	342	119,989	5,637	959,159
5408109000	Bleached woven fabrics obtainedfrom high yarn of viscose rayon	10,363	259,625	78,882	2,317,130
5408210000	Woven fabrics, bleachd/no,cont.>=85%wght of artificial flmnts/strip	3,527	61,777	8,856	202,984
5408220000	Dyed woven fabrics cont.>=85%weight of artificial flmnts/strip	34,898	560,657	273,467	4,167,502
5408230000	Oth woven fabrics of yarn of diff color>=85%wght of artifcl flmnt/strip	1,473	67,977	7,615	450,842
5408240000	Printed woven fabrics cont.>=85%weight of artificial flmnts/strip of	10,140	189,216	107,433	1,270,465
5408310000	Woven fabrics,bleachd/no, obtaindo of oth artificial flmnt/strip	667	4,553	1,675	41,498
5408320000	Dyed woven fabrics obtained of otherartificial flmnt/strip of the like	4,203	87,037	54,938	989,278
5408330000	Oth woven fabrics of yarn of diff colorobtd of oth artfcl flmnt/strip	5	28,501	150	232,694
5408340000	Printed woven fabrics obtained of otherartificial flmnt/strip of the like	433	5,267	12,100	79,685
5501100000	Synthetic filament tow of nylon/other polyamides	60,399	569,899	318,768	2,583,589
5501200000	Synthetic filament tow of polymers	288	421,206	2,488	887,852

**I.3. IMPOR MENURUT KOMODITI / IMPORT BY HS COMMODITY**  
**\*\*\* AGUSTUS / AUGUST 2008 \*\*\***

HS	Uraian Komoditi Commodity Description	Berat Bersih / Net Weight (Kg)		Nilai / Value C.I.F (US\$)	
		Bulan ini Current Month	Kumulatif Cum.Jan. to date	Bulan ini Current Month	Kumulatif Cum.Jan. to date
5501300000	Synthetic filament tow of acrylic/modacrylic	3,017,969	25,987,248	8,152,887	66,966,387
5501400000	Synth. filament tow of polypropylene	232	891	386	3,306
5501900000	Other synthetic filament tow	34,587	223,023	246,007	1,536,589
5502000000	Artificial filament tow.artificial filament tow.	1,815,550	10,323,565	7,493,625	42,476,331
5503110000	Synthetic staple fibres of nylon/othrpolyamides of aramids	12,514	411,802	73,396	1,459,767
5503190000	Synthetic staple fibres of nylon/othrpolyamides oth thn aramids	16,094	250,279	84,264	914,296
5503200000	Synthetic staple fibres of polyesters	5,364,834	38,271,681	8,090,699	56,092,447
5503300000	Synthetic staple fibres of acrylic/modacrylic	4,311,428	24,994,565	11,344,517	62,708,253
5503400000	Synthetic staple fibres of poplypropylene	431,691	4,537,984	1,169,183	9,403,155
5503900010	Other synthetic staple fibres of polivinil alcohol	134,337	523,101	516,225	2,110,697
5503900090	Other synthetic staple fibres of otherthan polivinil alcohol	5,169	101,960	65,280	550,508
5504100000	Artifcl staple fibres of viscose rayon,carded/othwise procsd for spring	400,650	6,779,303	1,030,341	18,019,167
5504900000	Artifcl staple fibres of viscos rayonnot crded/othwise procs for spin	190,212	1,056,612	725,142	4,839,963
5505100000	Waste of man-made fibres ofsynthetic fibres	72,813	503,009	247,427	818,048
5505200000	Waste of man-made fibres ofartificial fibres	0	534	0	3,086
5506100000	Synth staple fibres of nylon/oth polyamides crded.comb othwse procs for spng	3,942	130,444	39,377	934,640
5506200000	Synth staple fibres of polyester crded,combed othwse procs for spinning	102,210	16,437,527	198,044	15,524,934
5506300000	Synth staple fibres of arcylic/moda-crylic combed othwse procs for spinning	20,500	487,319	52,890	1,401,956
5506900000	Oth synth staple fibres, carded, combbothwise processed for spinning.	212,020	632,224	156,182	410,016
5507000000	Artificial staple fibres, carded, combbothwise processed for spinning	4,188	117,049	26,360	906,907
5508100000	Sewing thread of man-made staplefbre of synthetic staple fibres for rta	57,041	861,993	584,787	7,894,331
5508200000	Sewing thread of man-made staplefbre of artifcial staple fibres for reta	3,649	129,497	25,598	849,661
5509110000	Single yarn cont >=85% by weight ofstaple fibres of nylon/oth polyamides	0	12,897	0	48,621
5509120000	Multiple/cabled yarn cont>=85% bywght of staple fbre of nylon/oth poly	0	163	0	500
5509210000	Single yarn cont >=85% by weight ofpolyester staple fibres	131,997	1,231,180	282,251	2,526,523
5509220000	Multiple (folded)/cabled yarn cont.>=85% of polyester staple fibres	198,277	2,151,291	420,076	4,160,982
5509310000	Single yarn cont >=85% by weight ofacrylic/modacrylic staple fibres	0	29,594	0	125,544
5509320000	Multiple/cabled yarn cont>=85% byweight of arcylic/modacrylic staple fbrs	110	50,961	784	191,413
5509410000	Single yarn cont >=85% by weight ofsynthetic staple fibres	0	38,361	0	64,608
5509420000	Multiple (folded)/cabled yarn cont.>=85% of synthetic staple fibres	3,953	39,382	24,672	331,071
5509510000	Oth yarn of polyester staple fibresmixed mainly with artificial staple fbrs	0	138,664	0	442,883
5509520000	Oth yarn of polyester staple fibresmixed wool/animal hair	5,989	14,420	36,316	82,127
5509530000	Oth yarn of polyester staple fibreswith cotton	18,254	596,919	32,652	1,140,566
5509590000	Oth yarn of polyester staple fibresoth than mixed mainly	173,680	323,797	439,214	822,059
5509610000	Oth yarn of acrylic/modacrylicstaple fbr mixed with wool/animal hair	2,012	79,996	25,458	758,157
5509620000	Oth yarn of acrylic/modacrylicstaple fibre mixed with cotton	0	35,849	0	168,119
5509690000	Oth yarn of acrylic/modacrylicstaple fibre oth thn cotton&animal hair	1,383	43,998	17,980	314,309
5509910000	Other yarn mixed mainly of solelywith wool/animal fine hair	0	201	0	2,435
5509920000	Other yarn mixed mainly/solely withcotton	0	189	0	990
5509990000	Other yarn of synthetic staple fibresoth thn mix with animal hair&cotton	9,316	77,469	43,701	392,397
5510110000	Single yarn cont >=85% by weight ofartificial staple fibres	7,144	166,005	38,507	725,829
5510120000	Multiple/cabled yarn cont.>=85%by weight/artificial staple fibres	0	17,930	0	122,530
5510200000	Oth yarn, mixed mainly/solely withcont>=85% of weight of artifcl stpl fbr	202	48,572	1,361	280,953
5510300000	Other yarn, mixed mainly/solelycont>=85% of weight of cotton	4,399	90,834	56,076	759,110
5510900000	Other yarn of artificial staple fibrescont>=85% of weight of cotton	25,610	270,638	155,887	1,404,618
5511100000	Yarn of synthetic staple fibres, cont.>=85% weight of such fibres	25,550	181,513	75,632	1,178,211
5511200000	Yarn of synthetic staple fibres, cont.<85% weight of such fibres	0	457	0	2,965
5511300000	Yarn of artificial staple fibres put upfor retail sale	1,737	46,313	17,632	620,215
5512110000	Woven fabrics of synthetic staple fibrecont>=85% weight of polyester staple fbr	178,724	671,366	862,785	3,420,735
5512190000	Woven fabrcs of synth staple fbr cont>=85% wght,oth than polyester stple fbr	198,215	1,459,303	1,052,967	8,611,670
5512210000	Woven fabrics of synthetic staple fibrecont>=85% weight of arcylic/mdcrylic	293	21,269	1,597	131,419
5512290000	Woven fabrcs of synth staple fbr cont>=85% wght of oth thn arcylic/mdcrylic	15,188	161,387	141,606	1,272,884
5512910000	Oth woven fabrics of synth stple fibrecont>=85% weight of arcylic/mdcrylic	1,199	13,000	11,703	182,874
5512990000	Oth woven fabrics cont>=85% of wghtof arcylic/modacrylic staple fibres	14,444	134,835	255,795	1,803,601
5513110000	Woven fbrcs of polyester staple fibresplain weave <=85% mix w/cotton <170g/m	114,940	940,934	513,007	4,655,381
5513120000	3-thread /4-thread twill, incl twillpolyester staple fibres <=85% w/cotton	66	85,817	843	608,382
5513130000	Oth woven fbrcs of polyester stple fbr<=85% mixed wght <170 g/m of cotton fbr	74,948	150,545	680,115	1,576,462
5513190000	Oth woven fabrics <85% mixed cottonweight <170 g/m of cotton	60,054	321,024	294,153	1,484,124
5513210000	Dyed woven fabrics of polyester staplefbres, plain weave <85% of such fibres	160,377	1,907,103	1,151,628	11,593,628
5513230000	Oth dyed woven fabrics of polyesterstaple fibres <85%, cotton<170 g/m	36,903	596,723	226,386	4,158,187
5513290000	Oth woven fabrics <85% such fibres,mixed cotton <170 g/m	30,656	141,242	195,768	1,179,673
5513310000	Wvvn fabrics of yarn of diff color ofpolyester stpe fbrs,plain weave<85% fbrs	4,319	102,377	69,256	678,814
5513390000	Oth woven fabrics<85% of such fibresweight <170 g/m of cotton	51,611	285,095	317,486	1,895,460
5513410000	Printed polyester staple fibres, plainweave <85% of fbr, cotton<170 g/m	310,297	3,348,866	453,144	4,240,893
5513490000	Other woven fabrics<85% of fibresweight <170 g/m of cotton	88,589	650,793	314,782	2,750,109
5514110000	Woven fbrcs of polyester staple fibresplain weave <=85%,cotton >170g/m	0	36,266	0	301,790
5514120000	Bleached or no,3 or 4-thread twill,polyester stpl fbrs<85%,cotton>170g/m2	0	2,184	0	20,009
5514190000	Other woven fabrics<85% of fibresmixed weight >170g/m of cotton	390,045	3,311,815	2,082,972	17,580,164
5514210000	Dyed polyester staple fbrs, plain weavestaple fbrs<85%, cotton >170 g/m,dyed	299	10,114	8,717	98,695
5514220000	Dyed, 3 or 4-thread twill, incl. twillpolyester stpl fbrs<85%,cotton>170g/m2	8,953	107,764	49,779	814,630
5514230000	Oth dyed woven fabrics of polyesterstaple fbre<85%, cotton >170 g/m,dyed	71,886	144,220	422,786	776,870
5514290000	Other woven fabrics<85% of fibresmixed weight >170g/m of cotton , dyed	52,212	472,386	573,965	4,420,979
5514300000	Woven fabrics of synth stple fibre<85%, cotton >170 g/m, diff color	7,999	11,300	26,963	49,196

I.3. IMPOR MENURUT KOMODITI / IMPORT BY HS COMMODITY

\*\*\* AGUSTUS / AUGUST 2008 \*\*\*

HS	Uraian Komoditi Commodity Description	Berat Bersih / Net Weight (Kg)		Nilai / Value C.I.F (US\$)	
		Bulan ini Current Month	Kumulatif Cum.Jan. to date	Bulan ini Current Month	Kumulatif Cum.Jan. to date
5514420000	Prnt 3-thread/4-thread twill,incl twlpolyester stple fbr<85%, cotton >170g/m	521	104,476	3,388	622,213
5514430000	Oth printd woven fabrics of polyesterstpl fbr <85%, cotton >170 g/m	0	30,541	0	94,078
5514490000	Other printed woven fabrics<85% suchfibres, weight >170 g/m of cotton	103,195	151,903	681,852	1,128,113
5515110000	Oth woven fabrcs of synth stple fbrs ofpolyester stpl fbr mixed w/viscose rayon	202,286	2,208,583	1,565,663	15,948,268
5515120000	Oth woven fabrcs of synth stple fbrs ofpolyester stpl fbr mixed w/m-made flmmt	2,404	200,232	18,957	1,636,845
5515130000	Oth woven fabrcs of synth stple fbrs ofpolyester stpl fbr mix w/wool/anml hair	20,556	224,534	313,612	2,971,988
5515190000	Other woven fabrics of synth stple fbrof other polyester staple fibres	229,372	1,118,349	1,223,423	7,742,388
5515210000	Oth wvn fbrcs of acrylic/modacrylicmixed/solely with man-made filament	429	4,043	4,473	80,491
5515220000	Oth wvn fbrcs of acrylic/modacrylicmixed/solely w/wool/fine anml hair	803	6,552	11,215	121,643
5515290000	Oth wvn fbrcs of acrylic/modacrylic mixw/other than man-made flmmt/wool	11,284	80,393	127,722	714,385
5515910000	Oth woven fabrics mixed mainly/solelyman-made filaments	5,887	42,338	64,918	694,795
5515990000	Oth woven fabrics mixed mainly/solelywith other than man-made flmmt/wool	30,266	526,189	256,119	4,907,012
5516110000	Unbleached/bleached woven fabrics ofartificial staple fibre;weight>=85%	952	203,889	7,052	1,381,257
5516120000	Dyed fbrcs of artificial staple fibre;weight>=85% of artficial staple fibres	405	217,908	5,761	1,330,992
5516130000	Woven fabrics of yarns of diff colorweight>=85% of artificial staple fibres	2,294	4,055	30,238	54,707
5516140000	Printed woven fabrics of yarns of diffcolor; wght>=85% of artficial staple fb	10,619	108,399	84,697	965,808
5516210000	Un/bleached woven fabrics of artificialstaple fibre mix m-m-f;weight<85%	0	20,143	0	209,007
5516220000	Dyed woven fabrics of artificialstaple fibre mix m-m-f;weight<85%	28,116	185,208	246,416	1,670,869
5516230000	Woven fabrics of yarn of diff colorartificial staple fibre;weight<85%	15	3,462	435	50,276
5516310000	Un/bleached woven fabrics of artificialstaple fibre mixed w/wool;weight<85%	0	1,181	0	8,969
5516320000	Dyed woven fabrics of artificial staplefibre mixed with wool;weight<85%	10	593	269	9,007
5516330000	Woven fbrc of yarn of diff color staplefibre mixed with wool;weight<85%	0	132	0	396
5516340000	Printed woven fabrics of staple fibremixed with wool;weight<85%	0	2,675	0	32,921
5516410000	Un/bleached woven fabrics of artificialstaple fibre mixed cotton;weight<85%	77	42,770	1,475	449,466
5516420000	Dyed woven fabrics of artificial staplefibre mixed with cotton;weight<85%	0	6,908	0	169,727
5516430000	Woven fabrics of yarn of diff colorsmixed with cotton;weight<85%	18,025	29,849	67,930	178,011
5516440000	Printed woven fbrcs of artficial staplefibre mixed with cotton;weight<85%	0	115	0	488
5516910000	Other un/bleached woven fabrics ofstaple fbr mixed w/cotton;weight<85%	156	8,445	434	66,036
5516920000	Other dyed woven fabrics of artificialstaple fibre mixed cotton;weight<85%	31,514	134,656	275,688	1,354,138
5516930000	Oth woven fabric of yarn of diff colorsstaple fibre mixed cotton;weight<85%	44	271	1,552	5,171
5516940000	Other printed woven fabrics of artficialstaple fibre mixed cotton;weight<85%	0	11,496	0	94,317
5601100000	Sanitary towels & tampons, napkinsliners for baby&similar sanitary article	10,319	49,674	28,381	359,939
5601210000	Wadding & its articles of man-made fibres	2,129	40,055	23,510	395,449
5601221000	Wrapped cigarette tow of man-made fibres	25,122	41,252	115,432	160,744
5601229000	Other wrapped cigarette tow of man-made fibres	1,598	19,623	12,299	147,605
5601290000	Wrapped cigarette tow of other thanman-made fibres	52,177	605,691	533,755	1,304,187
5601301000	Polyamide fibre flock of waddingmaterial not exceeding 5 length.	12,346	76,064	50,345	305,275
5601309000	Textile flock & dust mill neps otherthan polyamide fibre flock;<=5 flock	4,704	67,331	22,170	1,156,647
5602100000	Needleloom felt & stitch-bonded fibrecovered/laminated.	20,274	188,483	308,834	2,336,140
5602210000	Oth felt of wool/fine animal hair,notimpregnated,coated,covered	1,030	2,040	8,987	324,512
5602290000	Oth felt of oth textile materials,notimpregnated,coated,covered	1,068	11,443	14,144	136,014
5602900000	Felt, oth thn needleloom&oth felt notimpregnated, coated, covered	11,306	169,004	34,000	887,369
5603110000	Non woven of man-made filament, notimprgnatd,cvred/lminated;wght<=25g/m	710,193	3,682,423	1,871,845	12,146,771
5603120000	Non woven of m-m-f, not imprgnated,covred/lminated; 25g/m<weight<70g/m	685,593	4,297,688	2,768,862	17,953,491
5603130000	Non woven of m-m-f, not imprgnated,covred/lminated; 70g/m<weight<150g/m	235,326	2,304,998	670,952	7,228,147
5603140000	Non woven of m-m-f, not imprgnated,covered/laminated; weight>150g/m	248,106	1,949,776	1,247,960	9,129,007
5603910000	Non woven of other, weight<=25g/m2	192,797	3,434,967	533,341	5,524,768
5603920000	Non woven of other25g/m2 < weighing =<70g/m2	200,372	1,585,995	612,912	4,799,391
5603930000	Non woven of other70g/m2 < weighing =<150g/m2	50,836	247,735	334,657	1,502,190
5603940000	Non woven of other, weight<=150g/m2	217,685	1,182,104	606,296	5,848,708
5604100000	Rubber thread & cord, textile coveredand the like head 5404/5405	238,893	766,922	696,795	3,510,963
5604900000	Oth thn rubber thread&cord, textilecoverd&the like head 5404/5405	290,878	1,321,798	462,190	2,627,145
5605000000	Metallised yarn, whether/not gimped,metallised yarn, whether/not gimped,	24,022	528,871	65,185	1,631,401
5606000000	Gimped yarn, strip & the like of headgimped yarn, & strip & the like of headi	402,804	2,260,639	497,561	3,443,906
5607210000	Binder/baler twine of sisal/othertextile fibres of genus agave	247	24,907	3,376	275,694
5607290000	Othr binder/baler twine of sisal/othertextile fibres of genus agave	98,178	655,878	127,940	1,513,991
5607410000	Binder/baler twine of polyethylene/polypropylene	5,660	24,653	117,803	231,878
5607490000	Gimp yarn,oth thn binder/balertwine,of polyethyln/polypropyln	434,930	4,502,413	535,634	4,587,372
5607501000	V-belt cord of man-made fibres treatedresorcinol formaldehyde>=10000 dec	16,931	169,855	165,560	1,533,076
5607509000	V-belt cord of othr synth fbrs treatedmeasuring more than 10,000 decitex	117,503	734,471	733,881	7,505,704
5607901000	Other gimped yarn, of artificialsfibres, like of heading 5404/5405	2,833	12,390	33,575	176,862
5607902000	Other gimped yarn, of abaca/othhard fibrs,like of headng 5404/5405	785	2,632	4,989	9,222
5607909000	Other gimped yarn, oth thn of abacaand artificials fibres	208,894	1,369,457	404,427	2,784,205
5608110000	Made up fishing net of man-made textilematerials	267,850	2,193,003	340,689	2,797,727
5608192000	Net bags of man-made textile material	1,270	53,699	4,838	203,151
5608199000	Knotted of twine,oth than man-made texti. matr.,fishg net&net bags	20,592	184,586	28,652	420,672
5608900000	Other knotted of twine,cordage/ropemade up fishg net and oth	41,407	369,318	89,821	1,097,981
5609000000	Articles of yarn,strip/the like of head5404/5405,twine,cordage,rope/cable	267,706	1,423,009	563,277	3,872,274
5701100000	Articles of yarn,like of head. 5404/5405,of wool/fine animal hair	30,088	56,370	174,081	383,247
5701901000	Articles of yarn,like of head. 5404/5405,of cotton, oth text.matr.	0	8,678	0	38,687
5701909000	Articles of yarn,like of head. 5404/5405,oth than cotton, oth text.matr.	0	24,473	0	34,199
5702100000	Kelem,schumacks,karamanie&smrlarhand-woven rugs, not tufted/flocked	4	158	175	4,350
5702200000	Floor covering of coconut fibres (coir)not tufted/flocked	8,956	28,602	5,339	18,393

I.3. IMPOR MENURUT KOMODITI / IMPORT BY HS COMMODITY

\*\*\* AGUSTUS / AUGUST 2008 \*\*\*

HS	Uraian Komoditi Commodity Description	Berat Bersih / Net Weight (Kg)		Nilai / Value C.I.F (US\$)	
		Bulan ini Current Month	Kumulatif Cum.Jan. to date	Bulan ini Current Month	Kumulatif Cum.Jan. to date
5702310000	Floor cov of pile construct of wool/fineanimal hair,not made up, not tufted/floc	0	3,998	0	11,021
5702320000	Floor cov of pile construct of man-madetext mat, not made up,not tufted/flocked	15,318	45,381	37,429	79,915
5702399000	Floor cov of pile construct of othertextile materials, not made up,not tufted	28,031	53,281	118,206	216,798
5702410000	Oth floor cov.of pile construct made up,of wool of fine animal hair	43	18,565	88	215,408
5702420000	Oth floor cov.of pile construct made up,of man-made textile matrils	430,639	2,776,732	765,603	3,428,190
5702491000	Oth floor cov.of pile construct made up,of cotton,oth textile matrils	0	6,022	0	9,770
5702492000	Oth floor cov.of pile construct made up,of jute fibres,oth textile matrils	0	7,898	0	21,362
5702509000	Oth floor cov.not of pile construct, notmade up,oth thn cotton&jute fibres	15,087	46,301	21,303	83,858
5702910000	Oth floor cov.not of pile construct,made up,of wool/fine animal hair	0	1,717	0	2,160
5702920000	Oth floor cov.not of pile construct,made up,of man-made textl matrils	591	74,468	3,684	171,560
5702991000	Oth flr cov.not of pile cnstrct,made upof cotton,oth textile matrils	6,065	18,729	10,329	97,069
5702999000	Oth flr cov.not of pile cnstrct,made upoth thn cttn&jute fibres,oth txtl mtrils	418	36,388	1,663	36,167
5703100000	Carpet&oth txtl flr cov.,tufted, whthr/not made up,of wool/fine anim.hair	3,697	11,580	20,850	46,397
5703200000	Carpet&oth txtl flr cov.,tufted, whthr/not made up,of nyl/n/oth plyamid	86,314	616,277	277,767	974,451
5703300000	Carpet&oth txtl flr cov.,tufted, whthr/not made up,of oth man-md-txtl mtrils	175,378	1,561,638	404,784	3,403,225
5703901000	Carpet&oth txtl flr cov.,tufted, whthr/not made up,of cotton,oth textile matrils	137,375	330,118	90,113	364,748
5704100000	Tiles, having a surface <=0,3m,felt,notufled/flocked,made up/not	0	128,377	0	487,551
5704900000	Tiles, having a surface >0,3m,felt,notufled/flocked,made up/not	182,536	1,557,748	306,473	2,213,248
5705100000	Oth carpet&oth txtl flr cov.,whthr/not made, of cotton	563	3,513	922	6,259
5705900000	Oth carpet&oth txtl flr cov.,whthr/not made,oth thn cotton&fibres	231,523	1,455,575	402,466	1,846,632
5801100010	Woven pile&chenille fbrc,of wool/fine animals hairs,melton cloth(tennis)	686	182,687	11,995	1,938,248
5801100090	Woven pile&chenille fbrc,of wool/fine anml hairs,oth melton cloth(tennis)	150	152,113	961	614,065
5801210000	Uncut weft pile fabrics of cotton otherthan fabrics of head 5802/5806	1,763	21,765	15,280	157,215
5801220000	Cut corduroy of cotton oth than fabricof head 5802/5806	174,524	889,594	1,054,932	5,786,044
5801230000	Oth weft pile fabrics of cotton oth thnfabrics of head 5802/5806	1,184	51,397	7,892	389,379
5801250000	Warp pile fabrics of cotton, cut, otherthan fabrics of head 5802/5806	4,733	39,792	40,966	320,483
5801260000	Chenille fabrics of cotton other thanfabrics of head 5802/5806	0	7	0	1,098
5801310000	Uncut weft pile fbrcs of man-made fbrsother than fabrics of head 5802/5806	45	45	1,271	1,271
5801320000	Cut corduroy of man-made fibres otherthan fabrics of head 5802/5806	4,174	40,741	23,395	332,044
5801330000	Oth weft pile fabrics of man-made fbrsother than fabrics of head 5802/5806	3,209	11,246	29,809	88,200
5801340000	Warp pile fbrcs, epingle(uncut) of man-made fbrs othr thn fbrc of head 5802/06	0	38	0	686
5801350000	Warp pile fabrics of man-made fbrs,cut,other than fabrics of head 5802/5806	16,285	89,787	135,648	790,132
5801360000	Chenille fabrics of man-made fribresother than fabrics of head 5802/5806	5,659	8,491	29,864	73,561
5801901000	Othr carpet & text floor covrng of silkthan fabrics of head 5802/5806	1,993	2,047	25,505	27,044
5801909000	Othr carpet & text floor covrng of oththan silkfabrics of head 5802/5806	79,161	546,358	604,475	2,359,457
5802110000	Unbleachd terry towelling&smilar wovenfabrcs of cotton othr than head 5806	0	86,381	0	535,214
5802190000	Bleachd terry towelling&smilar wovenfabrcs of cotton othr than head 5806	14,483	213,954	74,466	1,442,660
5802200000	Terry towelling & imilar ofothr textilemat fbrcs of cotton othr than head 5806	59	23,080	657	121,517
5802300000	Tufted textile fabrics of cotton otherthan fabrics of head 5806	1,492	76,206	16,962	547,480
5803001000	Gauze, oth thn narrow fbrcs of heading58.06, of cotton	23,233	304,308	432,762	3,640,704
5803009000	Gauze, oth thn narrow fbrcs of heading58.06, oth thn cotton	441	32,399	4,458	307,097
5804101000	Tulles & other net fabrics of silk,notincl woven fabrics of head 6002 to 6006	20,460	58,402	110,316	592,874
5804102000	Tulles & other net fbrcs of cotton,notincl woven fabrics of head 6002 to 6006	43	13,529	366	168,080
5804109000	Tulles&oth net fbrc oth than silk/cottoninc woven fabrics of head 6002 to 6006	84,440	277,825	553,505	2,283,245
5804210000	Mechanically made lace of man-made fbrsexcl fabrics of head 6002 to 6004	29,953	274,349	841,770	7,578,746
5804290000	Mechanically made lace of oth textilemat. excl fabrics of head 6002 to 6004	35,972	417,972	764,736	6,975,508
5804300000	Mechanically hand-made lace excl.fabricof head 6002 to 6004	3,997	79,214	14,877	307,759
5805001000	Hand-woven tapestries of cotton, whetheror not made up	1,061	14,330	11,450	125,710
5805009000	Hand-woven tapestries of other thancotton, whether/not made up	0	9,780	0	91,665
5806101000	Woven pile fabrics of silk other thangoods of head 5807	2,165	118,377	40,597	1,513,853
5806102000	Woven pile fabrics of cotton otherthan goods of head 5807	6,117	54,823	39,229	507,082
5806109000	Woven pile fabrics of other than silk/cotton other than goods of head 5807	19,760	71,341	57,293	624,407
5806200000	Oth woven fabrics;weight>=5% of elasto-meric yarn/thread	159,359	1,408,557	2,398,403	18,562,757
5806311000	Narrow woven fabrics of cotton for mfgof inkd ribbon oth thn goods of head 580	1,887	52,028	35,501	586,778
5806312000	Backing for electrical insulating paperother than good of head 5807	477	4,078	17,788	145,460
5806313000	Slide fastener ribbons;width<=12mmother than good of head 5807	8	1,017	180	24,516
5806314000	Webbings used in covering piping, polesand the like but goods of head 5807	0	446	0	4,498
5806319000	Other woven fabrics excluding goods ofhead 5807	8,860	151,305	90,210	1,391,979
5806321000	Narrow woven fabrics of man-made fibresfor seat belt webb excl goods of head 58	65,251	483,097	299,532	2,092,567
5806322000	Slide fastener ribbon;width<=12mm of mfor seat belt webb excl goods of head 58	56	2,910	795	46,149
5806323000	Webbings used in covering piping, poles,other than good of head 5807	43	939	1,156	20,928
5806329000	Woven fbrcs of oth than cotton/man-madefbr other than goods of head 5807	162,957	1,552,845	1,090,099	12,636,201
5806391000	Woven fabrics of silk other than goods of head 5807	1,145	33,851	18,233	428,488
5806399010	Woven fabric for covering,piping, poles,other than goods of head 5807	282	1,279	2,586	9,575
5806399020	Narrow woven fabrics for mfg of ribbonstypewrtr, no ink oth than good of head	0	7,336	0	64,838
5806399030	Narrow fabrics used for slide fastener;width<=12mm	0	1,462	0	10,878
5806399090	Narrow fabrics used for slide fastener;width>12mm	9,155	50,488	29,215	462,166
5806400000	Fabrics consist of warp without assbldy means of an adhesive	376	7,180	2,057	45,059
5807100000	Labels,badges, similar mat of woven,inpiece,strip,shape/size,not embroidere	394,001	3,620,813	3,096,602	35,135,510
5807900010	Labels,badges, similar mat of non wovenfbr in piece,strip,shape/size,not emb	114,502	842,095	729,809	7,340,062
5807900090	Labels,badges, similar mat of oth wovenfbr in piece,strip,shape/size,not emb	40,483	540,277	429,167	5,047,909
5808101000	Braid in the piece combined with rubberthreads, without embroidery, not knit/cr	1,235	50,877	13,021	543,997
5808109000	Braids not in the piece combined withthreads, without embroidery, not knit/cr	355	11,172	10,527	193,969



**I.3. IMPOR MENURUT KOMODITI / IMPORT BY HS COMMODITY**  
**\*\*\* AGUSTUS / AUGUST 2008 \*\*\***

HS	Uraian Komoditi Commodity Description	Berat Bersih / Net Weight (Kg)		Nilai / Value C.I.F (US\$)	
		Bulan ini Current Month	Kumulatif Cum.Jan. to date	Bulan ini Current Month	Kumulatif Cum.Jan. to date
5808901000	Oth braids combined with rubber threads without embroidery, not knitted/crocheted	2,381	272,711	13,483	2,414,325
5808909000	Oth braid combined with oth than rubber threads, without embroidery, not knit/cr	25,684	144,721	91,006	690,752
5809000000	Woven fabrics of metal thread & woven fabrics of metallised yarn of head 5605	6,335	94,882	81,001	796,207
5810100000	Embroidery without visible ground, in plain strip motifs	97	12,887	2,691	141,423
5810910000	Embroidery of cotton, without visible ground in piece, in strip motifs	7,718	249,214	94,036	4,160,964
5810920000	Embroidery of man-made fibres, without visible ground, in piece, in strip motifs	33,673	199,252	567,193	3,395,247
5810990000	Embroidery of other textile material, visible ground, in piece, in strip motifs	89,548	987,492	980,548	9,262,759
5811000000	Quilted textile products in the piece, with mat assembly other than embroidery of 5	24,992	483,475	204,248	4,009,679
5901100000	Textile fabrics coated w/gum/amylose used for covers books and the like	481	24,266	16,691	209,095
5901901000	Textile fabrics coated w/gum/amylose for tracing cloth	58,078	98,232	62,342	110,448
5901902000	Textile fabrics coated w/gum/amylose prepared painting canvas	0	14,575	0	63,058
5901909000	Textile fabrics coated w/gum/amylose for other than tracing cloth/paint g c	18,104	437,093	101,813	2,512,769
5902101000	Chafar canvas type of nylon/oth poly-amides, high tenacity, rubberised	172,849	830,702	930,383	3,908,836
5902109000	Chafar canvas type of nylon/oth poly-amides, high tenacity, not rubberised	924,823	8,004,560	4,318,621	34,900,322
5902202000	Chafar canvas type of polyester, high nylon, tenacity, rubberised	1,505	7,464	30,408	79,980
5902209000	Chafar canvas type of polyester, high nylon, tenacity, not rubberised	242,724	1,721,366	1,156,976	7,070,441
5902900000	Tyre cord fabric of high tenacity yarn, oth than nylon/oth polyamide&polyst	28,255	60,925	118,518	272,103
5903100000	Textile fabrics impregnated, coated, covered with polyvinyl chloride	2,289,608	18,765,199	2,765,130	23,108,139
5903200000	Textile fabrics impregnated, coated, covered with polyurethane	488,548	4,590,433	5,315,814	35,950,766
5903901000	Impregnated textile fabrics of nylon canvas coated with plastics other than head 59	58,121	423,988	510,990	4,097,602
5903909000	Oth impregnated textile fabric of oth than nylon canvas coated w/plastic oth than head	178,424	1,875,966	1,631,104	17,240,465
5904100000	Linoleum, cut to shape/not coating applied on textile backing	23	1,048	1,855	16,478
5904900000	Oth linoleum, cut to shape/not coating applied on textile backing	150	2,867	1,342	66,319
5905000000	Textile wall coverings. textile wall coverings.	6	149,498	485	184,412
5906100000	Adhesive tape; width <= 20cm, oth than of heading 5902	8,978	99,726	110,152	1,094,856
5906910000	Knitted/crocheted linoleum, whether or not to shape	92,743	633,557	485,275	3,999,379
5906991000	Linoleum for hospital rubber sheeting, whether/not cut to shape.	0	612	0	6,262
5906999000	Linoleum not for hospital rubber sheeting whether/not cut to shape.	114,207	748,832	183,923	1,694,218
5907001000	Fabrics impregnated, coated/covered oil of oil-based preparation	299	28,389	6,276	479,675
5907003000	Textile fabrics impregnated, coated/covered with fire resistant chemical	15	25	56	424
5907004000	Fabrics impregnated, coated/covered flock velvet, the entire surface of textile fl	308	34,453	3,382	166,337
5907005000	Fabrics impregnated, coated/covered wax, bitumen/similar product	0	39	0	472
5907006000	Fabrics impregnated, coated/covered other materials	385	145,619	2,776	448,007
5907009000	Oth textile fabrics not impregnated, covered with other materials	6,465	77,780	130,986	1,366,641
5908001000	Wick; incandescent gas mantles whether/not impregnated	139	15,064	2,345	85,065
5908009000	Textile other than wick; incandescent gas mantles, whether/not impregnated	351	15,089	30,913	100,251
5909001000	Fire hoses and similar textile tubing	80,304	421,387	173,099	1,549,713
5909009000	Oth textile hose piping & similar textile tubing	131,060	530,186	240,587	1,480,991
5910000000	Transmission/conveyor belts/belling, of textile material, whether/not impregnated,	24,148	172,671	239,674	1,884,409
5911100000	Textile fabrics, felt&felt-lined woven coated with rubber, leather/oth materi	66,965	676,164	1,209,014	9,298,833
5911200000	Bolting cloth, whether/not made up	2,124	31,916	37,710	768,222
5911310000	Textile fabrics&felts; weight < 650 g/m, in making/similar machinery	4,322	85,646	668,318	6,799,680
5911320000	Textile fabrics&felts; weight >= 650 g/m, in making/similar machinery	44,987	551,116	2,405,939	26,582,057
5911400000	Straining cloth of a kind used in oil or the like incl that of hair	0	6,271	0	76,177
5911901000	Textile packings & gaskets used in making/similar machinery	3	19,868	199	332,351
5911909000	Oth than textile packings & gaskets used in making/similar machinery	276,449	1,101,672	1,976,174	10,298,222
6001101000	Unbleached long pile, knitted/crocheted, mercerised	82,166	280,934	323,177	1,884,664
6001109000	Bleached long pile, knitted/crocheted, not mercerised	18,553	168,209	154,059	1,161,723
6001210000	Looped pile fabrics of cotton, knitted/crocheted	97,591	922,483	675,262	5,422,155
6001220000	Looped pile fabric of man made fibre, knitted/crocheted	31,485	352,157	267,271	2,876,241
6001290000	Looped pile fabric of oth textile materials, knitted/crocheted	88,986	130,207	102,973	214,820
6001910000	Oth pile fabrics, of cotton, knitted/crocheted	189,564	540,985	1,020,623	3,225,393
6001921000	Oth pile fabrics, of man made fibres, unbleached	39,381	80,609	344,648	798,399
6001929000	Oth pile fabrics, of man made fibres, oth than unbleached	150,732	847,072	1,023,725	4,868,558
6001991000	Unbleached fabrics of oth textile materials, not mercerised	2,163	21,978	20,143	156,796
6001999000	Bleached fabrics of oth textile materials, not mercerised	44,798	468,101	246,780	2,463,706
6002400000	Knit/croch fabrics; weight > 5% of elastomeryarn, no rubber thread, oth than of head	259,456	2,856,813	3,141,390	21,998,688
6002900000	Knit/croch fabrics; weight < 5% of elastomeryarn, no rubber thread, oth than of head	1,489,755	14,170,040	10,134,124	117,345,423
6003100000	Knit/croc fabrics of wool/fine animal hair, width <= 30cm oth than 6001/6002	224	50,232	2,088	345,431
6003200000	Knit/crocheted fabrics of cotton width <= 30cm oth than 60.01/60.02	57,441	541,931	446,452	2,867,920
6003300000	Knit/crocheted fabrics of synthetic fibre, width <= 30cm oth than 6001/6002	24,217	438,052	270,079	3,212,187
6003400000	Knit/crocheted fabrics of artificial width <= 30cm oth than 60.01/60.02	0	5,691	0	51,244
6003900000	Oth knit/croc fabrics, width <= 30cm oth than 60.01/60.02	121,968	588,174	646,673	4,097,447
6004101000	Knitted swimwear fabric; weight 80% synth yarn; 20% elastic yarn	327,025	4,923,068	2,476,914	40,394,126
6004109000	Knit/crochet fabric, width <= 30cm con. > 20%, oth than of heading 6001	1,367,453	6,572,302	5,133,467	32,408,457
6004900000	Oth knitted/crocheted fabrics; width <= 30cm oth than of heading 6001	179,655	1,459,650	1,873,473	14,141,220
6005210000	Warp knit fabrics of cotton oth than of heading 60.01-60.04	50,472	469,897	186,738	2,810,685
6005220000	Dyed warp knit fabrics of cotton oth than of heading 60.01-60.04	138,522	821,547	646,697	4,953,692
6005230000	Warp knit fabrics of yarn of diff color oth than of heading 60.01-60.04.	184	2,558	2,011	24,599
6005240000	Printed warp knit fabrics of cotton oth than of heading 60.01-60.04	19,737	237,266	187,146	2,503,918
6005311000	Wrp knit fabric, of synthc, bleach/no, swimwear, of polyester&polybutylene	333	601,953	9,739	3,527,017
6005319000	Wrp knit fabric, of synthc, bleach/no, oth than swimwear, of polystr&polybutyl n	335,124	2,798,987	1,986,357	17,061,864
6005321000	Warp knit fabric, of synthc, dyed, swimwear, of polyester&polybutylene	940	107,225	7,867	627,287

I.3. IMPOR MENURUT KOMODITI / IMPORT BY HS COMMODITY

\*\*\* AGUSTUS / AUGUST 2008 \*\*\*

HS	Uraian Komoditi Commodity Description	Berat Bersih / Net Weight (Kg)		Nilai / Value C.I.F (US\$)	
		Bulan ini Current Month	Kumulatif Cum.Jan. to date	Bulan ini Current Month	Kumulatif Cum.Jan. to date
6005329000	Warp knit fabr,of synthtc,dyed,oth thn swimwr,of polystr&polybutyl	342,096	2,122,380	2,294,641	15,711,144
6005331000	Wrp knit fbr,of synthtc,yarn diff clr,swimwr,of polyester&polybutylene	0	7	0	95
6005339000	Wrp knit fbr,of synthtc,yarn diff clr,oth thn swimwr,of polystr&polybutyl	99,403	660,767	1,232,882	7,906,811
6005341000	Warp knit fabr,of synthtc,printed,swimwr,of polyester&polybutylene	1	1,951	50	17,246
6005349000	Warp knit fabr,of synthtc,printed,oth thn swimwr,of polystr&polybutyl	367	16,118	1,348	174,823
6005410000	Warp knit fabrics of artifcl fibres ofthan of heading 60.01-60.04	1,068	14,034	11,172	99,988
6005420000	Dyed warp knit fabrics of artifcl fibroth than of heading 60.01-60.04.	3,960	23,389	21,334	184,050
6005430000	Warp knit fbr,of artifcl fbrs yarn ofdiff clr,oth than of heading 60.01-60.04	0	2,289	0	14,753
6005900000	Oth warp knit fabrics oth than ofheading 60.01-60.04	270,318	1,384,693	1,447,228	7,537,258
6006100000	Oth knit/crochtd fbrs of wool/fineanimal hair oth than of head 6001-6004	11,331	267,591	108,707	2,075,410
6006210000	Oth knit/crochtd fbrs of cottonoth than of heading 60.01-60.04.	186,481	918,511	1,210,199	6,581,233
6006220000	Oth dyed knit/crochtd fbrs of cottonoth than of heading 60.01-60.04.	1,409,734	11,999,007	9,395,264	76,729,399
6006230000	Oth knit/crochtd fbrs of yarn of difcolor oth than of heading 60.01-60.04	58,493	351,886	376,714	2,187,798
6006240000	Oth printed knit/crochtd fbrs ofcotton oth than of heading 60.01-60.04.	66,708	584,932	487,753	3,968,044
6006311000	Oth warp knit fbrs of nylon fibr meshfor as a backng material for mosaic tile	7,826	91,467	97,118	752,678
6006319000	Oth warp knit fbrs of oth than ofheading 60.01-60.04.	21,627	405,166	278,264	3,542,376
6006321000	Dyed nylon fibre mesh for use as backngmat for mosaic tiles oth than head 6001-	158,623	3,896,189	1,369,580	25,398,368
6006329000	Oth dyed nylon fibres material formosaic tiles oth than head of 6001-6004	335,413	2,053,175	2,732,196	15,081,984
6006330000	Oth knitt/crochetd fabr synthtc,of yarn of diff colors	7,632	50,444	568,599	1,100,945
6006340000	Oth knitt/crochetd fabr synthtc,printed	17,630	148,548	264,675	1,284,914
6006410000	Oth warp knit fabrics of artificialfibres oth than of heading 60.01-60.04.	0	58,765	0	529,218
6006420000	Oth dyed warp knit fabrics of artifi-cial fibres oth than of head 60.01-60.04	104,833	1,280,505	892,382	10,649,838
6006440000	Oth warp knit fabrics of artificialfibres printed oth than of head 60.01-60	32,889	273,569	232,263	1,787,541
6006900000	Oth warp knit fabrics oth than of artcial fibres oth than of head 6001-6004	504,012	3,908,877	3,391,522	26,633,584
6101200000	Male's wear of cotton oth than ofhead 61.03	14,511	37,134	103,943	420,415
6101300000	Male's wear of man-made oth thanof head 61.03	267	1,060	8,298	36,179
6101900000	Male's wear of oth textile materialoth than of head 61.03	569	17,039	2,856	151,461
6102100000	Female's wear of wool/fine animalhair knitted/crochetd oth than of he	265	1,811	14,696	49,833
6102200000	Female's wear of cotton,knitted/crochetd oth than of head 6104	2,166	14,430	22,880	249,446
6102300000	Female's wear of man-made fibres,knitted/crochetd oth than of head 61	227	572	6,884	15,950
6102900000	Female's wear of oth textile materials,knitted/crochetd oth than of head 61	9,220	11,540	45,920	79,260
6103100000	Mens/boys suits(oth thn swimwr)knitted/crochetd	0	23,555	0	312,248
6103220000	Male' ensembles of cotton	156	3,786	317	30,059
6103230000	Male' ensembles of synthetic fibres	10,876	10,878	32,676	33,211
6103290000	Men/boy ensembl of oth textls matrIs(oth thnswimwr)knitt/crochet	1,764	1,766	1,885	1,966
6103310000	Male's jackets & blazers of wool/fineanimal hair	4	18	642	2,325
6103320000	Male's jackets & blazers of cotton	4,876	15,746	12,561	51,319
6103330000	Male's jackets & blazers of syntheticfibres	183	2,886	4,768	55,874
6103391000	Male's jackets & blazers of ramie,linenor silk	0	7	0	905
6103399000	Male's jackets & blazers of oth textilmaterials	220	3,502	898	41,640
6103410000	Male's trousers,bib&brace overall,breeches&shorts of wool/fine animal hair	1,825	1,871	1,523	7,834
6103420000	Male's trousers,bib&brace overall,breeches&shorts of cotton	21,138	51,765	48,986	262,279
6103430000	Male's trousers,bib&brace overall,breeches&shorts of synthetic fibres	1,286	7,127	30,752	143,955
6103490000	Men/boy trousr,bib&brace overill,breech&short of oth textl matrI,knitt/crochet	5,494	20,943	8,622	56,510
6104130000	Female's suits of synthetic fibres	0	234	0	3,192
6104192000	Women/girl suits,of cotton synthtcfibres,of oth textl matrI,knitt/crochet	17,518	41,939	37,611	80,379
6104199000	Female's suits of oth textile material	10,354	28,849	51,769	280,149
6104220000	Female's ensembles of cotton	570	10,174	1,346	18,857
6104230000	Female's ensembles of synthetic fibres	609	3,497	1,091	7,314
6104290000	Womens/girls ensembles,of oth textl matrI,knitted/crochetd	122	153	4,596	4,852
6104310000	Female's jackets & blazers of wool/fine animal hair	13	88	2,123	7,374
6104320000	Female's jackets & blazers of cotton	459	6,606	7,655	49,325
6104330000	Female's jackets & blazers of syntheticfibres	4	1,453	2,028	27,785
6104390000	Women/girl jackets&blazers,of oth textl matrI,knitt/crochet	6,362	7,315	8,070	20,907
6104410000	Dresses of wool/fine animal hair, knitted/crochetd	59	1,480	5,658	23,742
6104420000	Dressed of cotton	10,817	39,228	41,567	369,323
6104430000	Dressed of synthetic fibres	9,490	31,757	31,557	174,354
6104440000	Dressed of artificial fibres	695	6,121	35,898	351,608
6104490000	Dresses of other textile materials	2,161	5,675	20,104	129,020
6104510000	Female's skirts & divided skirt of woolor fine animal hair	0	2	0	1,042
6104520000	Female's skirts & divided skirts ofcotton	32,484	59,485	67,434	139,559
6104530000	Female's skirts & divided skirts ofsynthetic fibres	3,777	11,433	11,251	48,645
6104590000	Women/girl skirts&devided skirts,of oth textl matrI,knitt/crochet	682	5,275	6,166	27,205
6104610000	Female's trousers, bib & brace overallsbreeches & shorts of fine animal hair	1	45	479	6,425
6104620000	Female's trousers, bib & brace overallsbreeches & shorts of cotton	73,050	267,570	182,496	777,177
6104630000	Female's trousers, bib & brace overallsbreeches & shorts of synthetic fibres	22,325	52,785	66,215	182,769
6104690000	Womn/girl trousr,bib&brace overill,brh&short f oth textl matrI,knitt/crochet	27,267	37,406	132,001	218,111
6105100000	Male's wear of cotton, knitted/crochetd	96,712	399,966	511,969	3,433,057
6105201000	Male's wear of synthetic fibres, knittedor crochetd	46,507	66,868	133,416	385,617
6105202000	Male's wear of artificial fibres, knittedor crochetd	8	112	93	6,927
6105900000	Men/boy shirts of oth textls matrIs,knitt/crochet	67	61,485	2,757	136,842
6106100000	Female's wear of cotton, knitted/crochetd	292,127	1,285,722	903,299	6,141,177
6106200000	Female's wear of man-made, knittedor crochetd	7,694	40,235	74,563	525,018

**I.3. IMPOR MENURUT KOMODITI / IMPORT BY HS COMMODITY**  
**\*\*\* AGUSTUS / AUGUST 2008 \*\*\***

HS	Uraian Komoditi Commodity Description	Berat Bersih / Net Weight (Kg)		Nilai / Value C.I.F (US\$)	
		Bulan ini Current Month	Kumulatif Cum.Jan. to date	Bulan ini Current Month	Kumulatif Cum.Jan. to date
6106900000	Womn/girl blous,shirt&shirtblous,oth textl matrl,knitt/crocht	3,827	58,848	51,122	787,995
6107110000	Male's underpants & briefs of cotton	26,595	65,145	187,646	675,515
6107120000	Male's underpants & briefs of man-made fibres	11,863	75,580	25,696	208,342
6107190000	Male's underpants & briefs of oth textls matrsl	70	30,090	3,313	95,831
6107210000	Male's nightshirts & pyjamas of cotton	5,673	15,442	22,229	71,310
6107220000	Male's nightshirt & pyjama of man-made fibres	13,414	17,645	29,529	39,312
6107290000	Male's nightshirt&pyjamas of oth textls matrsl	0	8	0	279
6107910000	Oth wear articles of cotton	102,462	675,058	145,724	970,881
6107990000	Oth wear male of oth textls matrsl	637	32,181	1,223	100,140
6108110000	Female's slips & petticoats of man-made fibres	213	19,975	10,242	99,303
6108193000	Female's slips & petticoats of cotton of oth textls matrsl	3	10	51	66
6108199090	Female's slips & petticoats oth thnsilk, of oth textls matrsl	348	1,209	16,311	49,827
6108210000	Briefs & panties of cotton	75,955	382,296	279,820	1,314,363
6108220000	Briefs & panties of man-made fibres	241,162	999,199	605,847	2,176,742
6108290000	Female's brief&pantie, knitt/crochet of oth textls matrsl	3,207	3,285	8,900	12,124
6108310000	Nightdresses & pyjamas of cotton	83,905	189,862	54,885	284,703
6108320000	Nightdresses & pyjamas of man-made fibres	154,193	214,799	337,115	447,895
6108390000	Female nightdress&pyjama, of othtextls matrsl, knitt/crochet	6,409	8,084	6,206	9,793
6108910000	Neglges, bathrobes, dressing gowns of cotton	5,511	7,494	13,640	32,699
6108920000	Neglges, bathrobes, dressing gowns of man-made fibres	10,233	35,558	20,230	68,817
6108990000	Oth famale wear, of oth textl matrl, knitted/crocheted	0	3,807	0	30,761
6109101000	Men/boys't-shirts, singlets & othvests, knitted/crocheted of cotton	91,959	306,581	683,239	3,255,285
6109102000	Women/girls't-shirts, singlets & othvests, knitted/crocheted of cotton	106,732	278,676	686,761	3,314,082
6109901000	Men/boys't-shirts, singlets & oth vestsknit./crocheted of ramie, linen/silk	6,395	7,748	14,805	36,810
6109902000	Men/boys't-shirts, singlets & oth vestsknitted/crocheted of oth materials	23,315	48,945	146,143	812,271
6109909000	T-shirt, singlet&oth vest, knitte/crochet, of oth txtl mtrsl, oth thn f rami, linn&slk	29,223	192,432	172,507	1,891,562
6110110000	Jerseys, pullovers, cardigans, waistcoat of wool	13,261	29,450	217,398	407,227
6110120000	Jerseys, pullovers, cardigans, waistcoat of cashmere (cashmere) goats	34	472	11,574	40,166
6110190000	Jerseys, pullovers, cardigans, waistcoat of oths wool/fine animal hair	277,872	2,126,169	2,007,547	14,539,947
6110200000	Jerseys, pullovers, cardigans, waistcoat of cotton	35,775	210,547	546,405	3,280,350
6110300000	Jerseys, pullovers, cardigans, waistcoat of man-made fibres	6,828	53,695	129,188	953,934
6110900000	Jersey, pullovr, cardign, waistcoat&similar article, knitt/crochet, of oth txtl mtrsl	11,352	597,534	120,335	4,118,233
6111200000	Babie garment&clothing accessorie, knitt/crochet, of cotton	8,584	85,869	151,229	786,277
6111300000	Babie garment&clothing accessorie, knitt/crochet, of synthtic fibres	15,605	105,566	64,476	374,048
6111900000	Babie garment&clothing accessorie, knitt/crochet, of oth txtl mtrsl	2,616	166,158	62,629	1,301,911
6112110000	Track suits of cotton knitted/crocheted	18,003	129,391	99,934	606,623
6112120000	Track suits of synthetic fibres knitted/crocheted	2,125	3,224	36,107	50,959
6112190000	Track suits of oth txtl mtrsl, knitted/crocheted	1,458	4,191	11,528	79,881
6112200000	Ski suits knitted/crocheted	0	2,212	0	27,988
6112310000	Male's swimwear, of synthtic fibrs, knitted/crocheted	233	7,115	8,852	210,647
6112390000	Male's swimwear, of oth txtl mtrsl, knitted/crocheted	4	7,781	229	32,604
6112410000	Female swimwear, of synthtic fibr, knitted/crocheted	744	10,741	38,613	438,315
6112490000	Female swimwear, of oth txtl mtrsl, knitted/crocheted	22	5,998	358	38,959
6113001000	Diver wetsuit, made up of knitt/cochet, fabrics of heading 5903, 5906/5907	0	2,582	0	32,123
6113002000	Protectve/safety garmnt fr worker, made-up of knitt/cochet, head 5903;5906;5907	75	1,381	502	15,743
6113009000	Oth garment, made up of knitt/crochet/fabrics of heading 5903,5906/5907	196	624	3,630	6,737
6114200000	Oth garments, knitted/crocheted of cotton	2,943	32,050	37,050	422,511
6114300000	Oth garments, knitted/crocheted of of man-made fibres	1,233	10,086	44,306	389,080
6114900000	Oth garments, knitted/crocheted of of oth textile materials	21,868	96,974	165,621	737,551
6115100000	Panty hose & tights of graduated compression hosiery	13,472	17,761	14,008	24,846
6115210000	Panty hose & tights of synthetic fibres, single yarn<67/>67 decitex, elastic/rubber	306	6,802	1,820	32,537
6115220000	Panty hose & tights of synthetic fibres, single yarn<67/>67 decitex,	3,606	5,648	16,970	21,655
6115291000	Stockings, socks, sockettes of cotton single yarn<67 decitex, elastic/rubber	3,761	4,162	23,658	31,588
6115299000	Panty hose & tights of oth than cotton elasticated/rubberised	9,889	14,479	19,784	94,677
6115301000	Women's full-length, knee-length hosiery of cotton, single yarn < 67 decitex	1,355	1,360	8,477	8,490
6115309000	Women's full-length, knee-length hosiery of oth than cotton, single yarn<67 dtex	0	1,942	0	7,673
6115940000	Oth stockings, socks, of wool/fine animal hair, single yarn < 67 decitex	35	160	1,378	8,980
6115950000	Oth stockings, socks, of cotton, single yarn < 67 decitex	11,420	90,743	82,492	536,179
6115960000	Oth stockings, socks, sockettes of synthetic fibres, single yarn < 67 dtex	53,980	320,450	209,709	895,462
6115990000	Oth stockings, socks, sockettes of oth textile materials, single yarn<67 dtex	89	2,319	4,370	53,698
6116100000	Gloves, mittens, mitts, knitted, croch. impregn., coated/covered plastics/rubber	9,675	29,259	49,170	195,748
6116910000	Gloves, mittens, of wool/fine animal hair knit. not impregn. coat. plastics/rubbers	0	806	0	44,468
6116920000	Gloves, mittens, of cotton knitted, croch. not impregnated coated plastics/rubbers	14,562	86,062	38,080	226,322
6116931000	Gloves, mittens, of synthetic fibres knit. not impregn. coat. plastics/rubbers	2	243	90	8,326
6116939000	Gloves, mittens, of oth th synthetic fibrsknit. not impregn. coat. plastics/rubbers	9,834	33,517	38,707	202,246
6116990000	Gloves, mittens, of oth textile materials knit. not impregn. coat. plastics/rubbers	12,679	31,285	13,940	71,114
6117101000	Shawls, scarves, mufflers, mantillas, & the like of cotton	13,004	25,305	41,522	90,216
6117109000	Shawls, scarves, mufflers, mantillas, & the like of oth textile materials	26,719	34,242	40,235	118,825
6117801100	Ties, bow ties & cravats of wool/fine animal hair	156	12,630	3,662	88,895
6117801900	Ties, bow ties & cravats of oth than wool/fine animal hair	33	14,276	324	189,269
6117809000	Oth access of oth than wool/fine animal hair	31,489	272,179	329,475	3,213,093
6117900000	Oth parts of garment	92,685	712,546	690,633	4,765,913
6201110000	Men/boys' overcoats, raincoats, car-coats, cloaks of wool/fine animal hair	307	30,700	17,953	139,016

**I.3. IMPOR MENURUT KOMODITI / IMPORT BY HS COMMODITY**

\*\*\* AGUSTUS / AUGUST 2008 \*\*\*

HS	Uraian Komoditi Commodity Description	Berat Bersih / Net Weight (Kg)		Nilai / Value C.I.F (US\$)	
		Bulan ini Current Month	Kumulatif Cum.Jan. to date	Bulan ini Current Month	Kumulatif Cum.Jan. to date
6201120000	Men/boys'overcoats,raincoats,car-coats,cloaks of cotton	578	5,582	30,289	72,348
6201130000	Men/boys'overcoats,raincoats,car-coats,cloaks of man-made fibres	103	4,759	11,378	56,779
6201190090	Men/boys'overcoats,raincoats,car-coats,cloaks of oth man-made fibres	31	10,070	649	39,990
6201910000	Men/boys' anorak, wind-cheaters/jacketsof wool/fine animal hair	146	5,013	8,220	23,321
6201920000	Men/boys' anorak, wind-cheaters/jacketsof cotton	48,830	243,172	89,301	429,098
6201930010	Men/boys' anorak, wind-cheaters/jacketsof batik	101	115	3,144	4,600
6201930090	Men/boys' anorak, wind-cheaters/jacketsof oth man-made fibres	1,285	4,711	58,901	207,366
6201990090	Men/boys' anorak, wind-cheaters/jacketsof oth textile materials	10	749	3,014	48,169
6202110000	Women/girls'overcoats,raincoats, car-coats, capes of wool/fine animal hair	1,168	4,489	70,746	167,518
6202120000	Women/girls'overcoats,raincoats, car-coats, capes of cotton	887	22,685	32,734	308,309
6202130010	Women/girls'overcoats,raincoats, car-coats, capes of batik	0	11	0	1,516
6202130090	Women/girls'overcoats,raincoats, car-coats, capes of oth man-made fibres	364	1,789	21,547	101,223
6202190090	Women/girls'overcoats,raincoats, car-coats, capes of oth textile materials	35,863	49,570	178,029	216,132
6202910000	Women/girls'anorak,wind-cheater/jacketsof wool/fine animal hair	121	796	7,222	19,743
6202920000	Women/girls'anorak,wind-cheater/jacketsof cotton	9,127	16,571	21,820	167,388
6202930090	Women/girls'anorak,wind-cheater/jacketsof oth man-made fibres	1,441	3,754	18,833	91,041
6202990010	Oth famale wear,of oth textl matr,of silk	0	28	0	162
6202990090	Oth famale wear,of oth textl matr,oth than silk & ramie	103	2,707	5,118	534,809
6203110000	Men/boys'suits of wool/fine animalhair	189	24,093	33,168	280,934
6203120000	Men/boys' suits of synthetic fibres	81	253	6,773	16,763
6203191000	Men/boys' suits of cotton	20	12,401	4,197	52,532
6203199090	Male's suits, of oth textl matr,oth thn silk&ramie,oth thn cotton	8	10,473	1,386	33,157
6203220000	Men/boys' ensembles of cotton	0	1,912	0	4,868
6203230000	Men/boys' ensembles of synthetic fibres	0	1,235	0	2,955
6203290090	Male's ensembles, of oth textl matr,oth than silk & ramie	2	3,057	253	6,451
6203310000	Men/boys' jackets & blazers of wool fine animal hair	1,145	5,721	66,302	323,706
6203320000	Men/boys' jackets & blazers of cotton	44,035	98,446	129,107	478,304
6203330000	Men/boys' jackets & blazers of syntheticfibres	10,603	23,254	44,440	246,112
6203390010	Male jact&blazr, of oth textl matr,of silk	2	445	81	11,538
6203390020	Male jact&blazr, of oth textl matr,of ramie	0	7	0	1,462
6203390090	Male jact&blazr, of oth textl matr,oth than silk & ramie	12	21,295	2,803	295,992
6203410000	Trouser,bib&brace overrl,breech&short,of wool/fine animal hair,male wear	772	4,526	46,612	261,838
6203421000	Men/boys' bib & brace overalls ofcotton	317	14,644	6,266	49,759
6203429000	Men/boys' trousers of cotton	178,363	618,688	844,779	6,146,613
6203430000	Trouser,bib&brace overrl,breech&short,of synthtc fibres,male wear	17,227	69,062	160,862	878,123
6203490010	Trouser,bib&brace overrl,breech&short,of oth txtl mtr,of silk, for mens/boys	0	77	0	5,100
6203490090	Trouser,bib&brace overrl,breech&short,of oth txtl mtr,oth thn rami&silk,for m	1,058	7,581	22,064	155,831
6204110000	Women/girls' suits of wool/fineanimal hair	10	3,378	5,231	75,809
6204120000	Women/girls' suits of cotton	2,946	18,367	6,738	50,602
6204130000	Women/girls'suits of synthetic fibres	4	1,482	1,907	40,419
6204190010	Female suit, of oth textl matr,oth thnswimwear,of silk	0	79	0	5,440
6204190020	Female suit, of oth textl matr,oth thnswimwear,of ramie	637	637	1,038	1,038
6204190090	Female suit, of oth textl matr,oth thnswimwear,oth than silk & ramie	35	2,162	3,065	70,765
6204210000	Women/girls'ensembles of wool/fineanimal hair	0	5	0	199
6204220000	Women/girls' ensembles of cotton	2,499	16,010	4,355	30,477
6204230000	Women/girls' ensembles of syntheticfibres	1,366	4,320	2,482	10,980
6204290090	Female ensembl, of oth textl matr,oththn swimwear,of silk&ramie	11,565	24,848	26,881	58,113
6204310000	Women/girls' jackets & blazers ofwool/fine animal hair	369	1,623	29,887	126,688
6204320000	Women/girls' jackets & blazers ofcotton	4,385	20,488	34,952	418,980
6204330000	Women/girls' jackets & blazers ofsynthetic fibres	1,225	7,814	28,046	253,521
6204390010	Female jact&blazr,of oth txtl mtr,oththn swimwear,of silk	0	108	0	22,767
6204390090	Female jact&blazr,of oth txtl mtr,oththn swimwear,of silk&ramie	243	7,831	17,192	525,180
6204410000	Dresses of wool/fine animal hairnot knitted/crocheted	72	516	11,888	25,883
6204420000	Dresses of cotton	32,577	110,076	144,872	1,093,013
6204430000	Dresses of synthetic fibres	4,045	22,948	62,577	390,988
6204440000	Dresses of artificial fibres	1,472	3,838	75,312	221,279
6204490010	Female dresses,of oth textl matr,oththn swimwear,of silk	812	6,282	46,589	391,299
6204490090	Female dresses,of oth textl matr,oththn swimwear,of silk&ramie	238	6,536	37,930	452,593
6204510000	Skirts & divided skirts of wool/fineanimal hair	128	437	14,135	39,209
6204520000	Skirts & divided skirts of cotton	45,976	118,378	181,469	858,692
6204530000	Skirts & divided skirts of syntheticfibres	2,463	23,008	53,771	354,884
6204590010	Feml skirt&dvde skrt, oth txtl mtr,oththn swimwear,of silk	19	160	694	12,324
6204590090	Feml skirt&dvde skrt, oth txtl mtr,oththn swimwear,of silk&ramie	916	19,391	26,873	485,367
6204610000	Women/girls' trousers,bib&brace overallbreeche,short of wool/fine animal hair	146	3,611	16,554	81,182
6204620000	Women/girls' trousers,bib&brace overallbreeches,shorts of cotton	724,428	1,844,795	1,901,580	6,895,127
6204630010	Women/girls' trousers,bib&brace overallbreeches,shorts of batik	4	17	258	901
6204630091	Women/girls' flyers coveralls	251	713	312	7,386
6204630099	Oth women/girls' flyers coveralls	74,154	139,221	241,738	859,151
6204690010	Trouser,bib&brace overrl,breech&short,of oth txtl mtr,of silk, for womens/gir	0	574	0	21,554
6204690020	Trouser,bib&brace overrl,breech&short,of oth txtl mtr,of ramie, for womens/gi	0	242	0	19,849
6204690090	Trouser,bib&brace overrl,breech&short,of oth txtl mtr,oth thn silk&rami, wmn	7,220	42,436	40,375	542,941
6205200000	Men/boys' shirts of cotton	28,696	170,638	491,675	3,364,182
6205300000	Men/boys' shirts of man-made fibres	7,886	89,705	44,197	626,902

**I.3. IMPOR MENURUT KOMODITI / IMPORT BY HS COMMODITY**  
**\*\*\* AGUSTUS / AUGUST 2008 \*\*\***

HS	Uraian Komoditi Commodity Description	Berat Bersih / Net Weight (Kg)		Nilai / Value C.I.F (US\$)	
		Bulan ini Current Month	Kumulatif Cum.Jan. to date	Bulan ini Current Month	Kumulatif Cum.Jan. to date
6205900010	Male's shirts,of oth textl matr,of silk	2,103	3,049	3,370	64,038
6205900020	Male's shirts,of oth textl matr,of ramie	0	48	0	4,611
6205900090	Male's shirts,of oth textl matr,oth thn silk&ramie	402	22,362	7,322	152,863
6206100000	Women/girls' blouses, shirts & shirts-blouses of silk/silk waste	2,250	12,044	154,795	772,302
6206200000	Women/girls' blouses, shirts & shirts-blouses of wool/fine animal hair	1,083	2,114	20,827	56,761
6206300000	Women/girls' blouses, shirts & shirts-blouses of cotton	88,130	325,613	488,834	3,005,273
6206400000	Women/girls' blouses, shirts & shirts-blouses of man-made fibres	40,981	88,425	366,222	1,194,780
6206900010	Female's wear,of oth textl matr,of silk	42	1,573	3,322	114,361
6206900090	Female's wear,of oth textl matr,oth thn silk&ramie	7,845	57,937	84,783	1,037,689
6207110000	Men/boys'underpants & briefs ofcotton	277	39,224	8,168	183,695
6207190000	Men/boys'underpants & briefs ofoth textile materials	44	3,440	1,245	14,758
6207210000	Men/boys' nightshirts & pyjamasof cotton	529	3,459	7,269	40,070
6207220000	Men/boys' nightshirts & pyjamasof man-made fibres	2	2	67	67
6207290090	Male night shirt&pyjam,f oth txtl mtrl,oth thn silk&ramie	0	7	0	10
6207910000	Oth male wear,of cotton	46	80,629	1,206	82,244
6207990000	Oth male wear,of oth textl matr	20	5,696	12,850	164,780
6208110000	Women/girls' slips & petticoatsof man-made fibres	32	17,633	800	132,261
6208190010	Female slip&petticoat,of oth textlmatr,of silk	0	24,725	0	25,209
6208190090	Female slip&petticoat,of oth textlmatr,oth thn silk&rami	5,430	31,687	28,194	269,312
6208210000	Women/girls' nightdresses & pyjamasof cotton	28,827	72,730	70,442	184,211
6208220000	Women/girls' nightdresses & pyjamasof man-made fibres	15,290	125,906	34,272	424,516
6208290010	Female nightdress&pyjam,of oth textlmatr,of silk	0	28	0	2,108
6208290090	Female nightdress&pyjam,of oth textlmatr,oth thn silk&rami	23	2,930	1,707	35,366
6208911000	Panties of cotton	617	12,210	2,295	65,956
6208919000	Women/girls' singlets of cotton	255	7,325	2,255	33,880
6208920000	Female wear of man-made fibres	197	18,714	6,068	52,682
6208991000	Female wear of oth textl matr,of woolor fine animal hair	0	7	0	60
6208999000	Female wear of oth textl matr,oth thnwool/fine animal hair	338	20,528	5,115	779,415
6209202000	Babies' t-shirts,shirts,pyjamas, napkins(diapers), & similar articles of cotton	50,443	61,600	269,857	439,342
6209209010	Babie garmnt&cloth accessri,of cotton,oth wear,suit,pant&similir articl	775	4,436	17,751	64,738
6209209090	Babie garmnt&cloth accessri,of cotton,oth wear,oth thn suit,pant&similir articl	1,298	31,696	33,053	275,057
6209301000	Babies' suits, pants & similar articlesof synthetic fibres	156	26,978	966	127,928
6209302000	Babies' t-shirts,shirts,pyjama, napkins& similar articles of synthetic fibres	25	145	938	2,685
6209303000	Babies clothing access of syntheticfibers	777	2,913	7,178	43,633
6209900000	Babies garment&clothing accessories,of oth textiles materials	9,360	66,436	33,858	514,074
6210101000	Garmnt,made up of fabr of head 5602or 5603,protective works garments	487	20,141	255	54,425
6210109000	Garmnt,made up of fabr of head 5602or 5603,oth thn protective work garmnt	19	313	166	5,602
6210201000	Oth garmnt of subhead 620111-620119,protective works garments	0	1,525	0	3,042
6210209000	Oth garmnt of subhead 620111-620119,oth thn protective work garmnt	82	13,012	199	62,225
6210301000	Oth garmnt of subhead 620211-620219,protective works garments	635	6,564	13,880	41,205
6210309000	Oth garmnt of subhead 620211-620219,oth thn protective work garmnt	1,096	75,306	13,811	517,827
6210400000	Oth male garmnt,made up of fabr ofhead 5602;5603;5903;5906;5907	73	8,351	4,044	57,966
6210500000	Oth female garmnt,made up of fabr ofhead 5602;5603;5903;5906;5907	607	2,638	11,050	32,722
6211110010	Men/boys' swimwear of batik	90	3,893	1,345	7,179
6211110090	Men/boys' swimwear of oth than batik	3,941	11,199	125,761	344,334
6211120090	Women/girls' swimwear of oth than batik	1,853	8,613	49,002	130,796
6211200000	Garments ski suits	0	2,007	0	33,345
6211320000	Men/boys' track suits of cotton	2,993	5,448	6,404	26,897
6211330000	Oth garments, mens/boys,of man-made fibres	257	2,948	6,813	37,614
6211390000	Oth garments, mens/boys,of oth textile materials	10	2,513	516	39,929
6211410000	Oth garments, women/girls'of woolor fine animal hair	13	70	780	3,926
6211420000	Oth garments, womens/girls,of cotton	4,901	91,318	24,713	251,715
6211431000	Women/girls' surgical gowns of man-made fibres	0	6	0	57
6211439000	Oth garmnt,males,of man-made fibres,oth than surgical gowns	20,174	180,753	38,362	319,135
6211490000	Oth garmnt,males,of oth textilesmaterials	173	2,391	9,327	140,557
6212101000	Brassieres of cotton	110,906	391,737	501,649	1,222,479
6212109000	Brassieres of oth textile materials	499,422	2,330,607	1,590,457	7,171,457
6212201000	Girdles & panty-girdles of cotton	3,070	9,012	9,558	27,424
6212209000	Girdles & panty-girdles of oth textilematerials	19	2,630	1,144	50,519
6212301000	Corselettes of cotton	7	96	168	407
6212309000	Corselettes of oth textile materials	224	2,494	12,542	17,961
6212901000	Suspenders, garters of cotton	13	3,094	552	53,211
6212909000	Suspenders, garters of oth textilematerials	5,731	82,542	138,777	1,228,648
6213200090	Handkerchiefs, of cottonoth than batik	4	71,030	68	124,936
6213900099	Handkerchiefs of oth textile materials,oth thn of silk&batik	0	302	0	668
6214100010	Shawls, scarves, mufflers, mantillas,veils'batik of silk/silk waste	3	26	83	492
6214100090	Shawls, scarves, mufflers, mantillas,veils'not batik of silk/silk waste	305	1,802	61,961	186,408
6214200000	Shawl,scarve,muffler,mantilla,veils &the like, of wool/fine animals hair	156	1,465	13,637	60,423
6214300090	Shawls, scarves, mufflers, mantillas,veils' not batik of synthetic fibres	15,974	66,921	39,720	148,210
6214400090	Shawls, scarves, mufflers, mantillas,veils' not batik of artificial fibres	137	1,599	6,041	39,724
6214900010	Shawls, scarves, mufflers, mantillas,veils' batik of textile materials	0	290	0	19,595
6214900090	Shawls, scarves, mufflers, mantillas,veils'not batik of oth textile materials	28,489	66,387	82,416	208,976
6215100010	Ties, bow ties & cravats' batik of silkor silk waste	0	62	0	120

**I.3. IMPOR MENURUT KOMODITI / IMPORT BY HS COMMODITY**  
**\*\*\* AGUSTUS / AUGUST 2008 \*\*\***

HS	Uraian Komoditi Commodity Description	Berat Bersih / Net Weight (Kg)		Nilai / Value C.I.F (US\$)	
		Bulan ini Current Month	Kumulatif Cum.Jan. to date	Bulan ini Current Month	Kumulatif Cum.Jan. to date
6215100090	Ties, bow ties & cravats' not batik of silk/silk waste	7,089	18,898	145,344	508,167
6215200010	Ties, bow ties & cravats' batik of man-made fibres	0	13	0	27
6215200090	Ties, bow ties & cravats' not batik of man-made fibres	1,253	2,332	10,551	24,953
6215900010	Ties, bow ties & cravats of oth textiles materials, batik	0	192	0	1,711
6215900090	Ties, bow ties & cravats of oth textiles materials, oth thn batik	32	1,843	882	16,264
6216001000	Protective work gloves, mittens & mitts	604	27,077	3,661	138,496
6216009100	Oth gloves, mittens of wool/fine animal hair	0	1,019	0	7,195
6216009200	Oth gloves, mittens of cotton, oth thn subheading 6216.00.10	8	3,450	17	16,441
6216009900	Oth gloves, mittens of oth textile materials	273	10,326	6,106	85,188
6217100000	Accessories of clothing access oth than of heading 62.12	16,079	467,164	207,744	4,873,200
6217900000	Parts of clothing access oth than of heading 62.12	105,331	940,050	1,195,978	12,457,454
6301100000	Electric blankets	1,500	28,338	9,504	123,023
6301200000	Blankets not electric and travelling rugs, of wool/fine animal hair	0	377	0	2,041
6301300000	Blankets not electric and travelling rugs, of cotton	60,858	157,484	222,454	676,999
6301400010	Blank(oth thn elctrc blankt)&travllng rug, of synthc fibr, of nonwoven fabr	17,094	23,323	108,475	157,797
6301400090	Blank(oth thn elctrc blankt)&travllng rug, of synthc fibr, oth nonwoven fabr	35,579	123,374	92,865	222,961
6301900010	Oth blankets&travelling rugs, of nonwoven fabrics	326	644	15,772	19,297
6301900090	Oth blankets&travelling rugs, oth thn nonwoven fabrics	33,256	103,095	82,227	346,672
6302100000	Bed linen, knitted/crocheted	43	965	884	14,446
6302210000	Bed linen, printed of cotton	1,019	75,814	18,286	176,543
6302229000	Bed linen, printed of man-made fibres of woven fabrics	2	290	43	3,235
6302290000	Bed linen, printed of oth textile materials	0	85	0	464
6302310000	Oth bed linen of cotton	26,578	57,795	34,896	342,002
6302321000	Oth bed linen of man-made fabrics of nonwoven fabrics	0	7,196	0	18,506
6302329000	Oth bed linen of man-made fabrics of woven fabrics	3	121,969	57	196,513
6302390000	Oth bed linen of oth textile materials	204	602	1,208	7,549
6302400000	Table linen, knitted/crocheted	7,511	7,873	35,646	39,366
6302510090	Oth table linen's not batik of cotton	0	44,382	0	117,791
6302530090	Oth table linen, of man-made fibres oth than batik	0	4,352	0	13,656
6302590090	Oth table linen not batik of oth txtl materials	0	2,096	0	8,006
6302600010	Toilet, kitchen linen, of terry towelling/similar terry fabrics batik, of cotton	1	1	10	10
6302600090	Toilet, kitchen linen, of terry towelling/similar terry, not batik, of cotton	74,753	857,381	142,733	1,557,310
6302910010	Oth bed linen batik of cotton	50	40,210	390	47,990
6302910090	Oth bed linen not batik of cotton	669,313	2,601,118	1,349,341	4,919,623
6302930090	Oth linen, of man-made fibres, oth thn batik	4,123	53,279	9,589	81,411
6302990000	Oth linen, of oth textile materials	273	35,382	856	50,502
6303120000	Curtain, blinds, valances, knitted/crocheted of synthetic fibres	0	287	0	2,598
6303191000	Curtain, knitted/crocheted, of oth textiles materials, of cotton	0	12	0	210
6303199000	Curtain, knitted/crocheted, of oth textiles materials, oth thn cotton	1,703	52,763	11,562	157,714
6303920000	Curtain not knitted/crocheted of synthetic fibres	14,344	130,387	24,627	312,406
6303990000	Curtain not knitted/crocheted of oth textile materials	0	8,783	0	113,681
6304110000	Bedspreads, knitted/crocheted	0	130	0	2,894
6304191010	Oth furnshng artcl,bedsprd, of cotton, oth thn knitt/crochett, batik	17	17	67	67
6304191090	Oth furnshng artcl,bedsprd, of cotton, oth thn knitt/crochett, oth thn batik	0	132	0	3,348
6304192010	Oth furnshng artcl,bedsprd, oth nonwvn, oth thn knitt/crochett, batik	0	17	0	634
6304199090	Oth furnshng artcl,bedsprd, oth thn cttnonwvn knitt/crochett, oth thn batik	123	266	2,592	3,538
6304911000	Oth furnshng artcl, oth thn bedsprd, knitt/crocheted, mosquito nets	4,500	18,949	50,741	85,073
6304919000	Oth furnshng artcl, oth thn bedsprd, knitt/crocheted, oth thn mosquito nets	0	2,409	0	25,636
6304920000	Oth furnshng artcl, oth thn bedsprd, not knitt/crochet, of cotton	691	20,842	6,274	63,397
6304930000	Oth furnshng artcl, oth thn bedsprd, not knitt/crochet, of synthetic fibres	684	3,357	5,494	21,700
6304990000	Oth furnshng artcl, oth thn bedsprd, not knitt/crochet, of oth txtl mtrl	45	25,786	372	94,572
6305101100	Sack&bag, oth bast fibr head 5303, new, of jute	1,693,079	9,605,403	1,096,407	6,300,330
6305101900	Sack&bag, oth bast fibr head 5303, new, oth thn jute	0	15,010	0	15,359
6305102100	Sack&bag, oth bast fibr head 5303, used, of jute	90,540	642,285	11,340	77,700
6305102900	Sack&bag, oth bast fibr head 5303, used, oth thn jute	1,531	3,435	11,000	38,064
6305200000	Sacks and bags, of cotton	114	31,449	940	452,267
6305321000	Flexible intermediate bulk containers of nonwovens	0	352	0	3,908
6305329000	Flexible intermediate bulk containers not knitted/crocheted	22,430	94,702	80,257	231,562
6305339000	Sack, bag of polyethylene/polypropylene strip not knitted/crocheted	41,100	146,536	112,750	389,984
6305391000	Oth sacks, bags of nonwoven of polyethylene/polypropilene	0	81	0	979
6305392000	Oth sacks, bags of knitted/crocheted of polyethylene/polypropilene	147	147	399	399
6305399000	Oth sacks, bags of not knitted/crocheted of polyethylene/polypropilene	0	13,112	0	28,495
6305901000	Sacks and bags, of oth txtl mtrl, of hemp of heading 53.05	0	33	0	303
6305909000	Oth sacks, bags	6,335	40,047	4,850	70,920
6306120000	Tarpaulins, awnings & sunblinds of synthetic fibres	13,978	239,104	83,777	661,560
6306199000	Tarpaulins, awnings & sunblinds of oth textile materials :	523	4,793	3,986	26,537
6306220000	Tents of synthetic fibres	503	101,531	1,502	234,951
6306299000	Tents of oth textiles materials oth than cotton	14,038	27,573	19,300	52,159
6306300000	Sails	0	20	0	310
6306409000	Pneumatic mattresses oth than cotton	42,553	45,866	90,249	96,212
6306910000	Oth camping goods of cotton	554	554	7,396	7,396
6306999000	Oth camping goods of oth textile materials, wovens	12,409	88,414	38,423	387,467
6307101000	Floor-cloths, dish-cloths, dusters, cleaning cloths of nonwovens	0	34,657	0	362,257

**I.3. IMPOR MENURUT KOMODITI / IMPORT BY HS COMMODITY**  
**\*\*\* AGUSTUS / AUGUST 2008 \*\*\***

HS	Uraian Komoditi Commodity Description	Berat Bersih / Net Weight (Kg)		Nilai / Value C.I.F (US\$)	
		Bulan ini Current Month	Kumulatif Cum.Jan. to date	Bulan ini Current Month	Kumulatif Cum.Jan. to date
6307102000	Floor-cloths,dish-cloths,dusters, cleaning cloths of felts	95	196	1,956	2,631
6307109000	Floor-cloths,dish-cloths,dusters, cleaning cloths of not felts, woven	5,559	173,586	62,886	1,013,800
6307200000	Life-jackets and life-belts	736	17,308	11,972	102,996
6307903000	Umbrella covers in pre-cut triangularform	626	38,017	7,367	379,723
6307906000	Life harnesses	2,960	20,252	13,201	80,667
6307909000	Oth made up articles	43,458	307,938	411,842	2,503,494
6308000000	Sets consisting of woven fabric&yarn	5,100	160,933	126,615	1,264,058
6309000000	Worn clothing & oth worn articles.	5,266	19,741	3,228	41,450
6310101000	Used/new rags, sorted	0	3,573	0	34,495
6310109000	Scrap twine, cordage, rope and cables worn out articles of those, sorted	12,530	12,819	27,137	32,498
6310901000	Used/new rags, unsorted	0	5,778	0	48,663
6310909000	Scrap twine, cordage, rope and cables worn out articles of those, unsorted	259,310	915,295	55,891	291,906
6401100000	Waterproof footwear incorp. protectivemetal toe-cap with outer soles, rubbers	21,502	49,016	89,321	250,728
6401920000	Waterproof footwear, covering the anklebut not cover the knee,with outer soles	1,230	21,393	1,535	56,782
6401990000	Oth waterproof footwear with outer soleplastic by stitching, riveting, nailing	47,162	1,071,357	120,846	1,797,088
6402120000	Ski-boots, cross-country ski footwear & snowboard boot with outer soles,rubber	1	37,495	76	266,292
6402190000	Sports footwear with outer soles,rubberor plastics	868,819	3,995,309	1,749,082	8,751,584
6402200000	Footwear with upper straps/thongs assembled to the sole by means of plugs	476	14,397	4,923	119,929
6402911000	Oth footwear covering the ankle,diving boots	1,790	6,144	3,510	26,545
6402919000	Oth footwear covering the ankle,oth than diving boots	15,271	183,112	50,506	500,550
6402990000	Footwear not covering the ankle withouter soles, rubbers, plastics	1,694,852	9,984,476	2,882,755	14,645,050
6403120000	Ski-boots, cross-counry ski footwear & snowboard boot, outer soles,leathers	10	3,640	381	28,339
6403191000	Sports footwear fitted with studs, bar & the like,foot ball,running,golf shoes	218	2,297	2,600	42,768
6403199000	Sports footwear not fitted with studs,bar & the like	93,340	403,963	853,086	4,672,140
6403200000	Footwear,outer soles of leather, uppersof leather straps accros,instep big toe	19	88,151	310	511,778
6403400000	Footwear,incorp. a protective metal toecap base/platform of wood	32,038	226,019	300,437	2,115,896
6403510000	Oth footwear with outer sole of leathercovering the ankle	8	185	2,254	6,651
6403590000	Oth footwear with outer sole of leatheroth thn covering the ankle	9,734	76,956	47,042	590,734
6403910000	Oth footwear covering the ankle	2,456	18,951	84,167	222,817
6403990000	Oth footwear oth thn covering the ankle	46,588	644,879	683,286	4,579,426
6404111000	Footwear with outer sole f rubbr/plastcsprt footwr fitt w spik, cleat/the like	14,116	51,727	156,378	378,303
6404119000	Footwear with outer sole f rubbr/plastcsprt footwr fitt w/o spik, cleat/th like	375,627	1,494,827	883,068	5,602,945
6404190000	Sports footwear for oth purposedwith outer incl. textile materials	650,028	4,621,433	1,689,537	11,369,969
6404200000	Footwear with outer soles of leather/composition leather	201,227	463,244	149,719	726,528
6405100000	Oth footwear, with uppers of leather/composition leather	65,223	486,312	225,887	2,036,898
6405200000	Oth footwear,with uppers of oth textilematerials	18,429	344,113	100,877	667,128
6405900000	Oth footwear	1,496,643	6,418,542	2,503,927	9,545,173
6406101000	Uppers & parts thereof, oth than stiffeners of metal	88,490	455,578	472,248	2,381,655
6406109000	Uppers & parts thereof, oth than stiffeners of oth than metal	171,166	1,165,056	770,914	5,840,923
6406200000	Parts of footwear with outer soles &heels, of rubber/plastics	812,390	4,657,435	2,408,151	16,210,169
6406910000	Parts of footwear of wood	52	8,057	115	100,520
6406991100	Oth part of footwear of oth materialsof iron/steel	30,445	455,714	230,209	3,574,068
6406991200	Oth part of footwear of oth materialsof copper	0	10,597	0	27,364
6406991900	Oth part of footwear of oth materialsoth thn iron/steel, copper	94,502	306,095	115,047	340,917
6406992100	Oth part of footwear of oth materialsof rubber/plastic in-soles	62,156	204,645	222,476	1,122,916
6406992900	Oth part of footwear of oth materialsof rubber/plastic out-soles	25,939	111,284	171,981	597,268
6406999000	Oth parts of footwear	185,983	1,776,251	1,118,455	11,281,180
6501000000	Hat-forms,bodies,hood of felt,not blockshape, not brims, plateaux, manchons	1	23,407	17	48,634
6502000000	Hat-shapes, plaited,by assembling stripof any material, no block shape,lined	103	762	401	16,525
6504000000	Hats,oth headgear/plaited,by assemblingstrips of any material, trimmed/not	64	58,978	3,730	151,236
6505100000	Hat&oth headgear, knitt/crochet,hair-nets	10,450	103,951	119,164	1,106,211
6505900000	Hat&oth headgear, knitt/crochet,oth than hair-nets	32,323	176,569	152,216	847,604
6506101000	Protective helmets for motorcyclistswhether/not lined/trimmed	279,739	1,611,356	983,423	4,786,736
6506102000	Industrial safety helmets, oth thansteel helmets whether/not lined	12,257	60,015	77,534	440,614
6506103000	Steel helmets	0	2,668	0	28,566
6506109000	Oth safety headgear	34,703	316,392	257,555	1,589,271
6506910000	Oth headgear of rubber/of plastics	1,199	50,887	6,102	124,086
6506991000	Nonwoven disposable headgear of othmaterials	0	31	0	7,211
6506999000	Nonwoven oth than disposable headgearof oth materials	39,923	110,289	79,663	821,811
6507000000	Head-band,lining,cover,hat foundation,hat frame,peak&chinstrap,for head-gear	23,077	425,097	141,240	1,679,196
6601100000	Garden/similar umbrellas	18,530	164,267	35,345	268,138
6601910000	Umbrellas having a telescopic shaft	103,849	943,999	133,287	786,916
6601990000	Umbrellas not having a telescopic shaft	457,939	3,202,225	686,090	3,634,385
6602000000	Walking-sticks, seat-sticks, whips,riding crops & the like.	369	15,829	2,127	62,782
6603200000	Umbrella frames, including framesmounted on shafts (sticks)	250,307	725,243	387,865	975,262
6603901000	Parts ror articles of heading 66.01	22,103	155,425	26,173	206,027
6603902000	Parts for articles of heading 66.02	7,350	14,773	29,940	109,232
6701000000	Skin&oth part f bird w their feathr/down, feathr/down,feathr,part of feathrs	1,215	71,403	9,048	472,186
6702100000	Artificial flower, foliage,fruit, partsof plastics	87,012	801,341	175,815	1,386,866
6702900000	Artificial flower, foliage,fruit, partsof oth materials	24,926	296,738	100,736	696,722
6703000000	Human hair, dressed, thinned,bleached,othwise worked for wigs/the like	2,084	23,832	341,638	1,232,632
6704110000	Complete wigs of synthetic materials	2,327	14,289	5,916	142,910
6704190000	False beards, eyebrows,eyelashes,switches of synthetic materials	2,795	33,945	7,270	304,873

**I.3. IMPOR MENURUT KOMODITI / IMPORT BY HS COMMODITY**  
**\*\*\* AGUSTUS / AUGUST 2008 \*\*\***

HS	Uraian Komoditi Commodity Description	Berat Bersih / Net Weight (Kg)		Nilai / Value C.I.F (US\$)	
		Bulan ini	Kumulatif	Bulan ini	Kumulatif
		Current Month	Cum.Jan. to date	Current Month	Cum.Jan. to date
6704200000	Wigs, false beards, eyebrows,eyelashes,of human hair	250	881	395	32,969
6704900000	Wigs, false beards, eyebrows,eyelashes,of oth materials	745	21,806	2,116	263,366
6801000000	Setts, curbstones & flagstones, ofnatural stone (except slate)	355,042	2,171,553	79,874	501,001
6802100000	Tiles, cubes,similar articles, square<7 cm, art. colored, chipping & powder	15,802	89,878	18,132	148,372
6802210000	Marble, travertine & alabaster, simplycut/sawn a flat/even surface	1,345,447	7,799,720	431,827	2,352,949
6802230010	Oth monumntl/buildng ston&artcl thereof,granite polished slabs	1,448,627	7,502,442	443,880	2,276,317
6802230090	Oth monumntl/buildng ston&artcl thereof,granite oth thn polished slabs	23,942	1,991,669	5,319	579,952
6802290000	Monumental/building stone, simplycut/sawn a flat/even surface	352	193,129	134	57,075
6802910000	Marble, travertine & alabaster, futherworked	688,979	11,444,541	279,135	3,840,502
6802920000	Calcareous stone, further worked	0	2,889	0	86,135
6802930000	Granite further worked	634,119	4,217,516	132,935	1,311,546
6802990000	Monumental/building stone, furtherworked	25	322,568	1,108	261,879
6803000010	Slate(work&article/of agglomerat)slabs/roofing slates	0	154,901	0	89,343
6803000090	Slate(work&article/of agglomerat)oth thn slabs/roofing slates	17,500	128,559	2,100	39,698
6804100000	Millstones & grindstones for milling,grinding/pulping	701,203	4,823,640	1,392,125	7,433,924
6804210000	Millstones, grindstones, grinding ofagglomerated synthetic/natural diamond	28,520	432,926	239,581	2,140,223
6804220000	Oth millstone,grindstone,grinding wheel&the like of oth agglomerat abrasv/ceramic	352,305	3,955,545	1,037,259	9,280,542
6804230000	Oth millstone,grindstone,grinding wheel&the like of natural stone	67,175	1,007,826	125,317	1,059,556
6804300000	Hand sharpening/polishing stones	390,616	2,401,548	317,763	4,822,191
6805100000	Natural, art. abrasive powder,grainon a base of woven textile fabric only	125,079	853,931	413,188	3,358,467
6805201000	Polishing discs on base of paper/paperboard only	1,074	92,072	10,564	557,521
6805209000	Oth natural abrasive on base of paperor paperboard only	257,378	1,711,724	822,151	4,904,730
6805300010	Abrasiv powder/grain,natural/artificial,base of oth materl,polishing discs	33,504	163,733	105,740	805,956
6805300090	Abrasiv powder/grain,natural/artificial,base of oth materl,oth thn polish disc	128,172	1,004,075	299,944	2,224,725
6806100000	Slag wool, rock wool & similar mineralwools, in bulk, sheets/rolls	460,720	5,931,041	558,665	6,582,761
6806200000	Exfoliated vermiculite, expanded clays,foamed slag,similar exp.mineral mtrial	4,151	93,168	48,853	274,509
6806900000	Insulating, sound-insulating/sound-absorbing mineral materials	535,484	3,338,783	1,203,117	4,380,436
6807100000	Articles of asphalt/of similarmaterial in rolls	415,692	3,375,149	236,316	2,191,499
6807900000	Oth articles asphalt/similar material	1,400,413	6,847,881	987,747	4,320,855
6808000000	Panels, boards, tiles, & similar art. of vegetable fibre, agg with cement etc	311,995	1,073,691	97,239	795,227
6809110000	Boards, sheets faced, reinforced withpaper/board only	1,426,038	12,782,542	268,145	2,131,620
6809190000	Board, sheet not faced, reinforced withpaper/board only	2,150,393	17,255,558	324,212	2,977,519
6809909000	Articles of plaster/of compositionsbased on plaster oth than dental moulds	0	34,825	0	38,638
6810110000	Tile,flagstone,brickssimilar articlebuilding blocks & bricks	194,023	2,015,246	84,806	568,088
6810190000	Tile,flagstone,brickssimilar articleoth thn building block&brick	161,386	1,801,926	195,387	1,299,109
6810910010	Prefabrct structrl componnt for build/civil engineering concrete building pile	0	8,080	0	5,977
6810910090	Prefabrct structrl componnt for build/civil engineer oth thn conct build pile	21,386	993,320	26,672	272,460
6810990090	Oth prefabricated structural component	19,886	568,299	11,373	576,337
6811400000	Article of cemnt,cellulosefibr/the likecontaining asbestos	679,914	5,116,446	89,503	2,084,166
6811810000	Article of cemnt,cellulosefibr/the likenot containing asbestos corrugated sheet	0	319,037	0	294,004
6811820000	Article of cemnt,cellulosefibr/the likeoth sheet,panel,tile&similar article	905,749	4,866,656	220,364	994,569
6811830000	Article of cemnt,cellulosefibr/the liketubes, pipes and tubes/pipe fittings	1,262	33,027	2,813	91,214
6811890000	Oth article of cement,cellulosefiber/the like	9,302	233,852	31,724	1,056,583
6812801000	Cloth&accessori,paper,millboard&felt,fabricated crocidolite fibres	245	70,364	4,073	32,712
6812809000	Oth thn cloth&accessori,millboard&felt,paper,fabricated crocidolite fibres	93,514	622,319	482,142	4,482,282
6812910000	Oth fabricat asbestos fibres;mix with aasbestos,cloth&accessr,footwear&headgear	1,944	22,108	4,471	64,636
6812920000	Oth fabricat asbestos fibres;mix with aasbestos,paper,millboard&felt	47,173	115,750	83,834	273,232
6812930000	Oth fabricat asbestos fibres;mix with aasbstos,compres fbrs joint,in sheet/roll	9,725	309,034	38,451	473,265
6812991000	Oth fabricat asbestos fibres;mix with aasbests,cloth&accessori,paper,millboard	885	7,673	5,451	14,651
6812999000	Oth fabricat asbestos fibres;mix with aasbestos,oth woven/knitted fabrics	172,562	1,092,339	186,763	1,146,430
6813200000	Friction material and articles thereofcontaining asbestos	11,718	180,758	117,447	888,922
6813810000	Friction material&article thereof notcontaining asbestos brake lining&pad	87,193	905,933	696,417	4,926,545
6813890000	Friction material&article thereof notcontainng asbests oth brake lining&pad	135,804	1,296,246	1,654,900	10,991,236
6814100010	Worked mica & articles of mica, agglomerated,sheets,strips, simply cut to shape	29,664	295,000	49,564	632,784
6814100090	Oth worked mica & articles of mica,agglomerated, reconstituted	5	3,337	22	131,050
6814900010	Worked mica & articles of mica, in rolls & pieces, simply cut to shape	3,047	8,569	54,877	79,079
6814900090	Oths worked mica & articles of mica	3,921	9,647	80,006	103,069
6815101000	Yarn/thread non-electrical articlesgraphite/carbon	0	10,719	0	83,956
6815102000	Bricks, paving slabs, floor tiles, etcnon electrical articles graphite/carbon	100,070	782,755	70,115	530,540
6815109000	Oth non electrical articles graphiteor carbon	55,638	131,612	115,448	679,245
6815200000	Articles of peat	603	27,865	427	32,099
6815910000	Articles of stone, contents magnesite,dolomite/chromite	1,214	1,745,991	861	549,727
6815990000	Oth articles of stone,oth thn contentmagnesite,dolomite/chromite	2,183	157,847	23,662	161,824
6901000000	Bricks,blocks,tiles & oth ceramic goods of siliceous fossil meals/of similar	554	771,801	6,233	823,818
6902100000	Goods of siliceous cont by weight,singly/together mg,ca,cr > 50%	1,436,018	10,208,442	1,716,418	12,126,163
6902200000	Goods of siliceous cont by weight,singly/together alumina,silica > 50%	1,324,328	14,096,186	1,642,854	12,853,793
6902900000	Goods of siliceous cont by weight, ofoth metals compound	4,785,171	30,218,285	3,610,085	32,675,158
6903100000	Oth refractory ceramic goods cont byweight, graphite/carbon > 50 %	22,846	178,359	92,621	1,005,451
6903200000	Oth refractory ceramic goods cont byweight, alumina/silica > 50%	41,444	645,482	142,853	1,227,471
6903900000	Oth refractory ceramic goods cont byweight, oth metal compound > 50%	241,277	3,174,057	1,584,089	17,170,759
6904100000	Ceramics building bricks	37,808	163,317	17,503	84,574
6904900000	Flooring blocks, support/filler tiles& the like	0	39,116	0	170,753
6905100000	Roofing tiles of ceramic	908	433,811	23,027	243,791



**I.3. IMPOR MENURUT KOMODITI / IMPORT BY HS COMMODITY**  
**\*\*\* AGUSTUS / AUGUST 2008 \*\*\***

HS	Uraian Komoditi Commodity Description	Berat Bersih / Net Weight (Kg)		Nilai / Value C.I.F (US\$)	
		Bulan ini Current Month	Kumulatif Cum.Jan. to date	Bulan ini Current Month	Kumulatif Cum.Jan. to date
6905901000	Lining bricks for ball millslining bricks for ball mills	39	986	7,073	11,058
6905909000	Chimney-pots,cowls,chimney liners, architectural ornaments & oth ceramic constr	0	32,797	0	35,428
6906000000	Ceramic pipes, conduits, guttering,pipefittings.	12,592	90,985	145,867	758,825
6907100000	Tile,cube&similar article,whether/notrectangular,circle <7cm	17	188,044	188	105,707
6907900000	Oth thn tile,cube&similar article,whether/not rectangular,circle<7cm	15,032,552	87,346,347	3,904,475	20,379,281
6908100000	Oth thn tile,cube&similar article,whether/not rectangular,circle>=7cm	452,889	2,182,509	132,014	745,802
6908901000	Oth thn tile,cube&similar articl,whethr/not rectangular,circle>=7cm,plain tile	616,086	5,214,014	134,694	1,128,189
6908909000	Oth tiles	8,726,048	44,904,605	2,724,827	12,726,812
6909110000	Ceramic wares for laboratory, chemicalor oth technical of porcelain/china	2,912	198,197	32,557	577,200
6909120000	Ceramic wares having a hardness >= 9the mohs scale	252,299	1,469,685	307,819	2,274,290
6909190000	Oth ceramic wares for laboratory,chemical/oth technical uses	14,087	38,521	154,323	722,807
6909900000	Ceramic trough,tub,used in agricultureceramic pots, jars for packing of goods	25,050	81,768	24,444	325,170
6910100000	Ceramic sinks, wash basins, wash basinof porcelain/china	995,054	4,548,453	797,458	3,600,170
6910900000	Ceramic sinks, wash basins, wash basinof oth than porcelain/china	252,348	1,979,824	214,936	2,166,327
6911100000	Tableware & kitchenware of porcelain/china	2,123,502	17,818,223	695,921	7,771,201
6911900000	Oth household, toilet articles ofporcelain/china	279	275,796	540	841,497
6912000000	Tableware & kitchenware, oth householdtoilet art, oth than porcelain/china	112,019	699,470	111,594	665,109
6913100000	Statuettes & oth ornamental ceramic art.of porcelain/china	110,281	569,783	81,929	461,226
6913900000	Statuettes & oth ornamental ceramic art.of oth than porcelain/china	6,644	136,776	13,299	280,378
6914100000	Oth ceramic articles of porcelain/china	618	223,136	684	574,707
6914900000	Oth ceramic articles of oth thanporcelain/china	71,006	821,720	445,699	2,530,971
7001000000	Cullet & oth waste & scrap of glass:glass in the mass.	4,446,481	21,580,003	302,029	1,883,793
7002100000	Glass in balls	120,180	547,328	24,569	221,930
7002200000	Glass in rods	9,585	39,217	46,120	171,311
7002311000	Fused quartz/oth fused silica forvacuum tubes	57	10,404	12,379	244,864
7002319010	Fused quartz/oth fused silica forenamel glass	2,289	35,146	41,500	540,986
7002319090	Glass in ball,tube of fused quartz/othfuse silica,oth thn boro silicet glas tube	37,354	224,206	20,146	276,744
7002321000	Glass having a linear coefficient 0-300celcius for vacuum tubes	0	1,770	0	9,191
7002329010	Glass having a linear coefficient 0-300celcius for venamel glass	391,326	3,350,891	727,012	6,246,456
7002329090	Glass having a linear coefficient 0-300celc oth thn vacum&boro silicet glas tube	24,299	100,030	50,388	307,914
7002391000	Oth transparent neutral glass forvacuum tubes	0	33,837	0	84,612
7002399010	Oth transparent neutral glass for enamelglass	5,319	20,212	28,568	112,904
7002399090	Oth glass having linear coeff. 0-300coth thn vacum&boro silicet glas tube	1,281	32,564	3,608	143,953
7003121000	Optical colored glass, not opticallyworked	43,581	172,893	411,306	1,898,750
7003122000	Non wired sheets,in squares/rectangularshape incl.1,2,3,4 corners cut, colored	205,904	420,938	51,177	226,333
7003129000	Oth non-wired sheets colored glass	80,618	907,282	26,577	366,073
7003191000	Optical glass, not optically workedoth colored	0	8,350	0	15,200
7003199000	Oth non-wired sheets not colored glassor profiles	106,816	3,320,616	47,105	919,589
7003200000	Cast glass and rolled glass,wired sheets	0	35,178	0	46,144
7003300000	Cast glass and rolled glass,profiles	0	96,855	0	60,831
7004201000	Optical drawn,blown glass,not opticallyworked opacified, flashed, absorbent	0	125	0	4,712
7004209000	Optical drawn, blown glass, opticallyworked,flashed,opacified, absorbent	722,041	4,893,200	167,152	1,617,006
7004909000	Oth optical drawn,blown glass,opticallyworked,flashed,opacified, absorbent	1,648,430	5,353,748	536,545	1,675,149
7005101000	Optical float glass,not optically worked,flashed,opacified, absorbent	67	2,439	2,080	6,435
7005109000	Float glass in sheet, optically workedflashed, opacified, absorbent	853,666	6,115,487	318,144	1,979,385
7005211000	Oth non-wired glass, colored, opacifiedoptical glass, not optically worked	18,935	408,935	10,697	220,339
7005219000	Oth non-wired glass, colored, opticallyworked, flashed, opacified	158,604	929,159	162,873	684,902
7005291000	Oth non-wired glass, not colored, notoptically worked	0	1,350	0	1,130
7005299000	Oth non-wired glass, not colored,optically worked	485,236	2,462,365	170,009	929,994
7006001000	Optical glass, not optically workedfor glass of heading 70.03,70.04,70.05	398	33,602	2,143	148,550
7006009000	Optical glass, optically worked forglass of heading 70.03,70.04,70.05	215,231	2,143,071	233,435	2,655,994
7007111000	Toughened (tempered) safety glassssuitable for vehicles of chapter 87	105,029	803,879	585,920	4,237,201
7007114000	Toughened (tempered) safety glass suitable for ships.boats,floating chapter 89	0	4,162	0	3,865
7007191000	Toughened (tempered) safety glass suitable for earth moving machinery	7,782	21,147	10,909	43,186
7007199000	Toughened (tempered) safety glass suitable for oth machinery	25,564	537,005	84,964	1,466,694
7007211000	Laminated safety glass suitable forvehicles of chapter 87	70,102	397,639	317,826	1,683,362
7007212000	Laminated safety glass suitable foraircraft/spacecraft of chapter 88	19	46	219	487
7007214000	Laminated safety glass suitable forships.boats,floating struct, chapter 88	0	19,637	0	11,544
7007291000	Laminated safety glass suitable forearth moving machinery	40	1,214	1,896	14,912
7007299000	Laminated safety glass suitable foroth machinery	15,976	43,353	38,638	197,946
7008000000	Multiple-walled insulating units ofglass.	89,964	164,806	76,852	143,827
7009100000	Rear-view mirrors for vehicles	207,929	1,474,151	1,670,575	10,597,321
7009910000	Glass mirros, unframed	234,885	918,326	157,373	1,472,005
7009920000	Glass mirros, framed	89,494	491,864	201,152	910,903
7010100000	Ampoules of glass	6,592	258,343	10,057	842,534
7010200000	Stoppers, lids & oth closures of glass	11,147	136,279	25,913	360,092
7010901000	Carboys, demijohns & bottles for injectables of a capacity > 1 ltr, of glass	66,338	103,458	41,336	72,436
7010902000	Bottles & vials for antibiotics, serums& oth injectables of capacity < 1 ltr	434,468	1,830,358	310,642	1,488,647
7010903000	Oth bottles for intravenous fluids ofglass	26,850	208,292	26,675	290,769
7010909000	Flask, jars, pots, phials, oth containerof glass	7,910,401	45,059,297	4,127,217	23,354,245
7011101000	Stem for electric lighting	69	34,039	1,000	899,962
7011109000	Glass envelops for electric lightingoth than stem	177,822	1,495,954	111,187	1,303,477
7011201000	Television tubes, cathode-ray tubes	7,626,631	64,515,074	6,868,901	55,388,574

I.3. IMPOR MENURUT KOMODITI / IMPORT BY HS COMMODITY

\*\*\* AGUSTUS / AUGUST 2008 \*\*\*

HS	Uraian Komoditi Commodity Description	Berat Bersih / Net Weight (Kg)		Nilai / Value C.I.F (US\$)	
		Bulan ini Current Month	Kumulatif Cum.Jan. to date	Bulan ini Current Month	Kumulatif Cum.Jan. to date
7011209000	Cathode-ray tubes, oth than television	0	6,331	0	13,713
7011900000	Oth glass envelopes, bulbs,tubes,open& glass parts thrf, without fitting	1,209	120,549	2,066	144,522
7013100000	Glassware of a kind used for table,kitchen, toilet, office of glass-ceramic	277,898	2,299,317	452,403	3,031,298
7013220000	Stemware drinking glasses, of leadcrystal	1	343	1	36,073
7013280000	Stemware drinking glasses, neitherglass-ceramics nor lead crystal	485,639	2,300,199	715,220	3,110,827
7013330000	Other drinking glasses, of lead crystal	27	8,607	58	7,991
7013370000	Other drinking glasses, neitherglass-ceramics nor lead crystal	169,107	1,219,421	371,043	1,987,328
7013410000	Glassware for table (not drinking glass)kitchen purposes, of lead crystal	1,791	9,429	2,840	22,860
7013420000	Glassware for table (not drinking glass)ktchn,linear coef<5x10-6/Kelvin,0-3000C	51	16,413	42	24,536
7013490000	Oth glassware for table(not drink glass)kitchen purposes, not ceramics	118,380	958,333	254,477	1,444,614
7013910000	Other glassware of lead crystal	5,757	37,606	29,726	71,649
7013990000	Other glassware	1,065,124	3,861,304	1,704,450	5,759,027
7014001000	Signalling glassware & optical elementfor motor vehicles	6,603	43,662	12,254	163,068
7014009010	Lighthouse lamp,ship/locomotive/railwaylntern, aircraft, beacons aerodromes	21	11,507	2,884	22,577
7014009090	Other signalling glassware & opticalelements of glass, not optically worked	35,422	110,478	42,100	344,439
7015100000	Glasses for corrective spectacles	25,234	234,764	266,205	3,309,281
7015901000	Clock or watch glasses	119	1,956	203	22,254
7015909000	Glasses for non-corrective spectacles;hollow glass spheres & their segments	11,827	338,902	15,831	11,455,414
7016100000	Glass cubes & oth glass smallwares,for mosaics or decorative purposes	25,530	270,466	21,332	314,752
7016900000	Oth articles of moulded glass; leadeights; multicellular & smlr forms	674,280	3,441,444	378,137	2,458,141
7017101000	Quartz reactor tubes and holders,for production of semiconductor	15	4,715	609	44,196
7017109000	Other laboratory or pharmaceuticalof fused quartz or oth fused silica	26,607	151,534	226,404	1,749,245
7017200000	Laboratry, hygienic/pharmaceutical withcoef< 5x10-6/kelvin, 0 - 3000 c	13,589	56,873	155,295	453,668
7017900000	Laboratory, hygienic/pharmaceuticalglassware, fused quartz/oth fused silica	23,362	119,527	252,589	1,192,697
7018100000	Glass beads, imitation pearls,imitation precious & glass smallwares	423,086	2,720,265	444,890	2,780,349
7018200000	Glass microspheres <=1mm in diameter	63,002	357,971	21,232	201,978
7018900000	Glass eyes, not prsthtc arcls, ornamt of lamp-worked glass,not imitn jewellery	75,000	392,338	112,082	794,180
7019110000	Chopped strands,of a length <= 50 mm	94,259	388,573	134,375	584,729
7019120000	Rovings of glass fibres	466,231	3,434,235	516,762	3,033,610
7019191000	Yarn of glass fibres	21,821	256,867	9,122	182,175
7019199000	Sliver & chopped strand of glass fibers	219,533	1,506,300	711,380	6,082,648
7019310000	Mats of glass fibres	756,775	6,111,466	1,103,973	8,550,636
7019320000	Thin sheets (voiles) of glass fibres	60,025	261,667	58,896	337,711
7019391000	Asphalt/coal-tar impregnatd glass-fibreouterwrap for pipelines	20,603	238,755	46,122	370,714
7019399000	Mattresses,boards and similarnonwoven products of glass fibres	197,337	1,800,725	247,939	2,696,057
7019400000	Woven fabrics of glass fibres rovings	321,944	1,456,064	334,751	1,559,401
7019510000	Oth woven fabric,of a width <= 30 cm	0	1,916	0	22,521
7019520000	Oth woven fabric,of a width > 30 cmplain weave, of single yarn	0	30,526	0	35,171
7019590000	Oth woven fabric,of a width > 30 cm	9,731	118,148	44,894	611,462
7019903000	Escape chutes of glass fibres	0	755	0	11,728
7019909000	Other articles of glass fibres	374,799	2,062,956	680,050	4,441,172
7020001100	Glass moulds for the manufacture ofacrylic goods	53,041	57,175	94,852	125,131
7020001900	Glass moulds for other purposes	3,441	12,400	39,329	72,400
7020002000	Quartz reactor tubes & holders designedfor production of semiconductor wafers	0	59	0	610
7020009000	Other articles of glass.	228,607	1,527,450	331,266	2,432,265
7101100000	Natural pearls	3	1,486	12,073	35,099
7101220000	Cultured pearls, worked	1	6	18	538
7102100000	Diamonds, unsorted	0	1	0	151
7102210000	Diamonds, unworked or simply sawn,cleaved or bruted, industrial	0	61,851	0	23,714
7102290000	Diamonds, worked, not mounted or set,industrial	0	17	0	9,719
7103910000	Rubies, sapphires & emeralds, worked	0	14	0	299,240
7103990000	Other precious stones, worked	0	1,202	0	42,902
7104101000	Piezo-electric quartz, unworked	920	6,719	29,340	250,787
7104102000	Piezo-electric quartz, worked	2,626	22,001	46,800	309,363
7104900000	Other synthetic precious stones,worked	4,011	32,496	51,173	309,066
7105100000	Dust and powder of diamonds	262	1,241	7,957	76,515
7105900000	Dust & powder of other natural orsynthetic precious/semi precious stones	208	766	1,593	4,854
7106100000	Silver powder	2,553	2,786	774,189	804,711
7106910000	Silver, unwrought	804	28,590	483,371	2,872,880
7106920000	Silver, semi-manufactured	646	8,430	504,140	4,387,853
7107000000	Base metals clad with silver,notfurther worked than semi-manufactured.	0	3,532	0	63,251
7108110000	Gold powder	1,368	2,226	18,130	621,152
7108121000	Gold in lumps, ingots or cast bars	30	1,882	745,320	4,599,832
7108129000	Gold in other unwrought forms :	3,511	43,008	933,427	6,351,514
7108130000	Gold,non monetary,oth semi-manufacturedform	756	10,260	1,562,715	14,069,173
7109000000	Base metals/silver,clad with gold notfurther worked than semi-manufactured	13	416	7,886	206,217
7110111000	Platinum, in lumps, ingots, cast bars,powder or sponge	0	116,172	0	251,828
7110119000	Platinum in oth form, unwrought	27	45	354	4,024
7110190000	Platinum, wrought	22	238	737	5,493
7110212000	Palladium in lumps, ingots, cast bars,powder or sponge	4	30,709	423	145,896
7110219000	Palladium, unwrouht, in other form	0	721	0	49,872
7110290000	Palladium, wrought	0	1	0	6,358
7110390000	Rhodium, wrought	0	1	0	25

**I.3. IMPOR MENURUT KOMODITI / IMPORT BY HS COMMODITY**  
**\*\*\* AGUSTUS / AUGUST 2008 \*\*\***

HS	Uraian Komoditi Commodity Description	Berat Bersih / Net Weight (Kg)		Nilai / Value C.I.F (US\$)	
		Bulan ini Current Month	Kumulatif Cum.Jan. to date	Bulan ini Current Month	Kumulatif Cum.Jan. to date
7110411000	Iridium, osmium & ruthenium in lumps, ingots, cast bars, powder or sponge	0	164	0	331
7110490000	Iridium, osmium & ruthenium, wrought	0	52	0	195
7111001000	Silver or gold, clad with platinum semi-manufactured	0	3	0	11,315
7111009000	Base metals, clad with platinum semi-manufactured	0	55	0	26,356
7112300000	Ash containing precious metal or precious metal compounds	0	8	0	603
7112910000	Waste & scrap of gold, incl. metal clad with gold	53	53	7,907	7,907
7112999000	Waste & scrap of other precious metal	0	11	0	166
7113111000	Parts of jewellery of silver	536	10,952	365,258	3,941,030
7113119000	Jewellery of silver	1,718	18,443	4,193	71,576
7113191000	Parts of jewellery of other precious metal	45	996	18,125	139,407
7113199000	Jewellery of other precious metal	79	822	165,330	1,354,734
7113201000	Parts of jewellery of base metal, clad with precious metal	0	790	0	17,720
7113209000	Jewellery of base metal, clad with precious metal	215	9,412	1,173	37,793
7114110000	Articles of silversmiths wares of silver, whether or not plated or clad	0	25,771	0	12,852
7114190000	Articles of goldsmiths wares of other precious metal	0	91	0	1,490
7114200000	Articles of goldsmiths wares of base metals, clad with precious metal	75	812	395	11,115
7115100000	Catalysts of platinum, in the form of wire cloth or grill	10	51,340	3,378	2,890,442
7115901000	Other articles of gold or silver	29	636	27,251	27,678
7115909000	Other articles of precious metal or of metal clad with precious metal	808	1,452	773	5,961
7116100000	Articles of natural/cultured pearls	1,972	1,972	4,500	4,500
7116200000	Articles of precious/semi-precious stones (natural/synthetic/reconstructed)	0	29	0	25,316
7117111000	Parts of cuff-links and studs, of base metal, whether or not plated	108	779	3,547	15,021
7117119000	Cuff-links and studs of base metal whether/not plated with precious metal	7,003	51,763	76,691	319,166
7117191000	Bangles of base metal, whether or not plated with precious metal	15,714	75,382	57,898	270,900
7117192000	Parts of other imitation jewellery of base metal, whether or not plated	75	10,494	150	20,130
7117199000	Other imitation jewellery of base metal whether or not plated	143,042	1,015,692	742,674	4,362,001
7117901000	Bangles	9,909	37,546	27,408	106,820
7117902000	Other imitation jewellery	193,636	797,355	592,949	2,177,562
7117909000	Parts of imitation jewellery	11,397	23,162	16,720	112,357
7118101000	Silver coin, not being legal tender	11	11	118	118
7118109000	Other coin (not gold coin), not being legal tender	380	4,431	3,893	10,969
7118901000	Gold coin, whether or not legal tender	0	1	0	426
7118909000	Other coin (other than gold/silver coin)	5	38	1,160	1,237
7201100000	Non-alloy pig iron, cont. by weight 0.5% or less of phosphorus	28,856,718	128,454,609	20,198,136	71,269,713
7201200000	Non-alloy pig iron, cont. by weight more than 0.5% of phosphorus	0	2	0	2,479
7201500000	Alloy pig iron; spiegeleisen	889	30,283,527	84,547	15,350,656
7202110000	Ferro-manganese, cont. by weight more than 2% of carbon	679,736	7,378,753	774,794	9,133,958
7202190000	Ferro-manganese, cont. by weight <= than 2% of carbon	496,880	3,270,363	1,131,650	5,378,218
7202210000	Ferro-silicon, cont. by weight more than 55% of silicon	747,493	11,433,313	1,470,522	17,787,035
7202290000	Ferro-silicon, cont. by weight <= than 55% of silicon	471,134	4,167,615	740,873	5,599,087
7202300000	Ferro-silico-manganese	2,914,176	33,793,890	6,354,855	62,635,030
7202410000	Ferro-chromium, cont. by weight more than 4% of carbon	13,901	1,165,215	80,369	2,545,659
7202490000	Ferro-chromium, cont. by weight <= than 4% of carbon	4,684	1,066,095	20,844	2,510,684
7202600000	Ferro-nickel	0	9,387	0	103,982
7202700000	Ferro-molybdenum	4,111	164,289	204,133	5,666,448
7202800000	Ferro-tungsten & ferro-silico-tungsten	0	7,670	0	78,242
7202910000	Ferro-titanium and ferro-silico-titanium	0	36,772	0	212,304
7202920000	Ferro-vanadium	1,000	7,289	50,034	197,813
7202930000	Ferro-niobium	200	11,673	9,900	115,691
7202990000	Other ferro-alloys	457,228	2,035,029	890,308	3,797,117
7203100000	Ferrous products obtained by direct reduction of iron ore	60,120,372	227,967,347	40,762,582	115,353,941
7203900000	Other ferrous products	200,000	11,152,023	392,000	5,185,748
7204100000	Waste and scrap of cast iron	1,513,745	23,299,286	813,250	12,652,684
7204210000	Waste and scrap of stainless steel	849	6,777,464	7,485	4,425,941
7204290000	Waste and scrap of other alloy steel	140,392,595	459,096,737	99,783,132	250,223,014
7204300000	Waste & scrap of tin-plated iron or steel	1,395,450	13,866,040	1,054,445	5,981,501
7204410000	Turnings, shavings, chips, milling waste, sawdust, filings, trimmings & stampings	264,186	5,016,886	177,021	2,049,380
7204490000	Other ferrous waste and scrap:	84,699,151	968,341,547	53,249,175	496,070,984
7204500000	Remelting scrap ingots	0	11,321	0	97,786
7205100000	Granules of pig iron, spiegeleisen, iron or steel	782,249	30,678,253	951,627	18,420,320
7205210000	Powder of alloy steel	114,605	649,589	210,870	1,154,948
7205290000	Powder of pig iron, spiegeleisen, iron or steel (other than alloy steel)	359,722	2,406,037	561,059	3,094,508
7206101000	Iron and non-alloy in ingots containing by weight > 0.6% of carbon	0	65,394	0	42,414
7206109000	Iron and non-alloy in ingots containing by weight <= 0.6% of carbon	0	72,035	0	107,257
7206900000	Iron and non-alloy in primary form other than ingots	50,200	1,003,098	1,699,522	11,857,179
7207110000	Semi-finished iron/non-alloy, cont. < 0.25% carbon, rectangular, square	27,447,981	311,117,239	29,683,383	232,579,135
7207121000	Slabs of iron/non-alloy, cont. < 0.25% of carbon, other than square	85,054,486	1,229,101,412	96,854,588	931,250,822
7207129000	Other semi-finished iron/non-alloy, cont. < 0.25% carbon, rectangular, not square	3,222,197	135,464,659	3,083,540	93,991,806
7207190000	Other semi-finished iron/non-alloy, cont. < 0.25% of carbon	491,639	1,178,465	570,405	2,299,854
7207201100	Slabs of iron/non-alloy, cont. by weight > 0.6% of carbon	0	313,893,846	0	183,537,610
7207201900	Other semi-finished iron/non-alloy, cont. by weight > 0.6% of carbon	972,589	16,622,492	504,794	10,704,891
7207209900	Other semi-finished iron/non-alloy, cont. by weight 0.25% <= carbon <= 0.6%	6,434,600	56,015,480	7,709,043	51,025,102
7208100000	Flat-rolled iron/nas, HRC, relief width > 600 mm	142,661	21,496,060	94,921	17,007,324

## I.3. IMPOR MENURUT KOMODITI / IMPORT BY HS COMMODITY

\*\*\* AGUSTUS / AUGUST 2008 \*\*\*

HS	Uraian Komoditi Commodity Description	Berat Bersih / Net Weight (Kg)		Nilai / Value C.I.F (US\$)	
		Bulan ini Current Month	Kumulatif Cum.Jan. to date	Bulan ini Current Month	Kumulatif Cum.Jan. to date
7208251000	Flat-rolled iron/nas,HRC,pickled,width>600 mm, thick >= 4.75 mm for re-rolling	250,991	3,980,080	220,389	3,252,957
7208259000	Flat-rolled iron/nas,HRC,pickled,width>600 mm.thick<= 4.75 mm,not re-rolling	4,161,824	41,827,614	4,463,766	42,010,402
7208260000	Flat-rolled iron/nas,HRC,pickled,width>600,thick > 3 mm or but thick< 4.75 mm	9,042,164	69,728,598	8,606,524	54,952,586
7208270000	Flat-rolled iron/nas,HRC,pickled,width>600mm, of a thickness of less than 3 mm	25,299,974	169,508,668	25,267,790	129,594,551
7208360000	Flat-rolled iron/nas, HRC,width >600 mm, thick >10 mm	2,231,923	56,075,956	2,843,392	47,441,980
7208370000	flat-rolled iron/nas, HRC,width >600 mm, of a 4,75< thick< 10mm	8,239,122	69,233,307	7,508,105	53,809,609
7208380000	flat-rolled iron/nas, HRC,width >600 mm, of a 3< thick< 4,75 mm	7,664,211	61,475,280	7,472,618	44,861,351
7208390000	Flat-rolled iron/nas, HRC,width>600 mm, thick< 3 mm	37,603,756	388,512,704	39,380,119	300,122,630
7208400000	Flat-rolled iron/nas, HRnCreief	2,788,659	9,787,038	2,342,629	6,829,797
7208510000	Flat-rolled iron/nas, HRnC,width>600 mm, of a thickness > 10 mm	26,912,655	159,105,207	31,838,475	166,527,094
7208520000	Flat-rolled iron/nas, HRnC,width>600 mm, 4,75 < thickness < 10 mm	21,401,745	101,920,202	19,872,133	90,301,413
7208530000	Flat-rolled iron/nas, HRnC,width>600 mm, 3 < thickness < 4,75 mm	551,027	6,071,379	552,046	5,330,992
7208540000	Flat-rolled iron/nas, HRnC,width>600 mm, thickness < 3 mm	1,838,900	12,358,361	1,594,421	8,478,661
7208900000	Other Flat-rolled iron/nas	4,719,800	40,890,355	3,772,684	39,475,355
7209150000	Flat-rol in coils, cold-rolledwidth > 600 mm, thickness >3 mm	664,536	7,223,858	635,496	5,792,253
7209160010	Flat-crc, pickled or not, 1<thick<3mm,600 < width < 1250 mm	12,493,065	93,928,922	10,837,837	73,695,468
7209160090	Flat-crc, pickled or not, 1<thick<3mm,width > 1250 mm	8,717,763	35,481,375	8,446,490	30,228,663
7209170010	Flat-crc, pickled or not, 0.5<thick<1mm,600 < width < 1250 mm	24,350,177	154,035,998	21,393,686	118,254,233
7209170090	Flat-crc, 0.5<thickness<1mmwidth > 1250 mm	14,269,747	94,745,798	12,572,725	68,044,232
7209181000	Tin-mill blackplate (tmbp), crcof a thickness < 0.5 mm	13,456,431	107,069,896	12,042,788	88,116,502
7209182000	Flat-crc, thickness<= 0,17 mmcontaining by weight<= 0.6% of carbon	1,063,286	1,628,780	1,184,050	1,656,969
7209189000	Flat-crc, 0,17< thickness< 0,5 mmcontaining by weight<= 0.6% of carbon	12,120,513	109,907,327	12,108,080	85,048,508
7209250000	Flat of iron/non-alloy, not in coilcold rolled, of a thickness >= 3 mm	970,439	20,639,495	1,109,780	14,031,468
7209260010	Flat of iron/non-alloy, not coil,coldrolled,1mm<thickness<3mm,width<1,250 mm	0	629,493	0	396,524
7209260090	Flat of iron/non-alloy, not coil,coldrolled,1 mm<thickness<3mm,width>1,250 mm	10,079	147,887	35,096	335,208
7209270010	Flat of iron/non-alloy,not coil,coldrolled,0.5mm=<thickness<1mm,width<1,250mm	40,617	426,200	77,789	419,574
7209270090	Oth flat of iron/non-alloy,not incoil,cold rolled,0.5mm =< thickness<1 mm	38,087	1,742,611	45,707	1,609,455
7209281000	Flat-CRnC, thickness<= 0,17 mmcontaining by weight<= 0.6% of carbon	4,121	119,360	4,566	101,851
7209289000	Flat-CRnC, 0,17< thickness< 0,5 mmcontaining by weight<= 0.6% of carbon	154,365	1,018,564	128,815	760,723
7209901000	Flat of iron/non-alloy, cold-rolled,corrugated form	42,572	101,290	80,196	215,345
7209909000	Flat of iron/non-alloy, cold-rolled,other than corrugated form	60,159	505,710	110,228	630,525
7210111000	Flat-rolled of iron/nas,carbon>=0.6%plated or coated with tin,thick > 0,5mm	311,666	2,544,911	402,147	2,901,940
7210119000	Flat-rolled of iron/nas,carbon< 0.6%plated or coated with tin,thick > 0,5mm	1,806,837	20,355,304	1,780,343	17,177,530
7210121000	Flat-rolled of iron/nas,carbon>=0.6%plated or coated with tin,thick < 0,5mm	1,971,459	14,312,461	2,710,686	16,065,004
7210129000	Flat-rolled of iron/nas,carbon< 0.6%plated or coated with tin,thick < 0,5mm	6,327,177	44,017,032	7,731,124	45,821,307
7210201000	Flat-rolled of iron/nas,carbon>=0.6%plated or coated with lead, thick <1,5mm	317,319	1,889,517	399,493	1,153,509
7210209000	Flat-rolled of iron/nas,carbon>=0.6%plated or coated with lead, thick >1,5mm	291,459	4,032,444	391,013	4,103,670
7210301000	Flat-rolled of iron/nas,carbon < 0.6%plated or coated with lead, thick <1,5mm	8,432,872	57,314,201	9,360,648	54,075,555
7210309000	Flat-rolled of iron/nas,carbon < 0.6%plated or coated with lead, thick >1,5mm	1,914,083	14,831,486	2,370,230	15,744,192
7210411000	Flat-rolled of iron/non-alloy, othwiseplated zinc,corrugated,thickness<=1.2mm	80	169	288	573
7210419000	Flat-rollof iron/nas,othwise plated zinc,carbon< 0.6%, corrugated,thick> 1,5mm	749	3,310,595	667	2,127,835
7210491000	Flat-rolled of iron/non-alloy, othwiseplated zinc,not corrugated,thick <=1.2mm	9,919,805	56,560,144	8,681,142	50,700,230
7210492000	Flat-rollof iron/nas,othwise plated zinccarbon< 0.6% ,n-corrugated,thick<= 1,5mm	393,669	3,170,865	429,714	3,076,069
7210499000	Flat-rolled of iron/non-alloy, othwiseplated zinc,not corrugated,thick > 1.2mm	3,481,156	20,317,263	2,186,946	17,468,874
7210500000	Flat-rolled iron/non-alloyplated with cromium & or chromium oxides	1,800,787	16,187,295	2,258,169	16,787,106
7210611000	Flat-rolled iron/non-alloyplated with alummm-zinc,thickness<=1.2mm	6,353,449	50,503,986	8,806,067	55,867,060
7210619000	Flat-rolled iron/non-alloyplated with alummm-zinc,thickness >1.2mm	1,403,848	10,527,873	1,133,892	9,777,368
7210691000	Flat-rolled iron/non-alloyplated with oth alummm,thickness<=1.2mm	194,755	384,131	202,607	399,281
7210699000	Flat-rolled iron/non-alloyplated with oth alummm,thickness >1.2mm	655,242	8,525,223	605,874	7,533,636
7210701000	Flat-rollof iron/nas,painted, varnished,coated plastics,carbon<0.6%,thick<=1,5mm	2,628,979	19,112,932	3,936,023	24,989,614
7210709000	Flat-rollof iron/nas,painted, varnished,coated plastics,carbon<0.6%,thick>1,5mm	1,292,847	7,212,395	1,957,621	10,280,147
7210901000	Flat-rollof iron/nas,plated,coated othmetal,carbon<0.6%,thick<=1,5mm	60	16,018	1,078	32,744
7210909000	Flat-rollof iron/nas,plated,coated othmetal,carbon<0.6%,thick>1,5mm	549,311	2,573,178	504,659	3,751,931
7211131000	Hoop,strip iron/not alloy, HR, not clad150 mm<width<600mm,thick <= 4mm	15	70,970	300	190,275
7211132000	Rolled on 4 faces/in closed box,HR, notclad, corrugated,carbon<=0,6%,thick<=4mm	0	1	0	1
7211139000	Rolled on 4 faces/in closed box,HR, notclad, oth shape,thick<=4mm, width>150mm	2,108,863	34,946,890	3,035,617	37,296,976
7211141000	Hoop&strip iron/not alloy, HR, not cladcarbon<=0,6%,thick>=4,75mm, width<400mm	969,012	1,354,339	460,280	735,270
7211149000	Oth flat-rolled iron/not alloy,not cladhr, carbon <=0,6%,thick>=4,75mm	708,046	12,892,588	820,805	14,448,790
7211191000	Hoop&strip iron/not alloy, HR, not cladcarbon<=0,6%,thick<4,75mm, width<400mm	133,495	4,256,757	174,250	2,791,343
7211193000	Oth flat-rolled iron/not alloy,not cladhr, carbon <=0,6%,thick < 0.17 mm	0	57	0	782
7211199000	Oth flat-rolled iron/not alloy,not cladhr, carbon <=0,6%, 0.17<thick<4.75 mm	35,513	3,413,554	126,831	3,721,487
7211231000	Flat-rolled iron/not alloy,CR,not cladcorrugated, carbon < 0,25%	0	19,725	0	28,664
7211232000	Hoop&strip iron/not alloy,CR, not cladcarbon<=0,25%, width < 400mm	100,000	717,184	80,000	397,179
7211239010	Oth flat-rolled iron/not alloy,not cladcr, carbon < 0,25%,thick < 40 mm	0	10,094	0	26,025
7211239090	Oth flat-rolled iron/not alloy,not cladcr, carbon < 0,25%, thick >= 40 mm	504,810	3,787,950	701,816	4,266,148
7211292000	Hoop&strip iron/not alloy,CR, not cladcarbon >= 0,25%, width < 400mm	40,435	756,212	51,901	871,654
7211299000	Oth Hoop&strip iron/not alloy,not cladcr, carbon >= 0,25%, width < 400mm	575,035	6,289,161	863,044	6,339,266
7211901000	Oth Hoop&strip iron/not alloy,not cladwidth < 400mm	183,556	2,973,216	228,570	4,096,393
7211902000	Oth flat-rolled iron/not alloy,not cladcorrugated, carbon < 0.6%	0	1,608	0	3,965
7211903000	Oth flat-rolled iron/not alloy,not cladthickness <= 0.17 mm	0	3	0	81
7211909000	Oth flat-rolled iron/not alloy,not cladthickness > 0.17 mm	1,863,363	6,801,189	1,519,174	10,743,633
7212101000	Hoop,strip iron/not alloy, coated tin,width < 400mm	0	361,016	0	569,242
7212109000	Flat-rolled iron/not alloy, coated tin,400 mm <= width < 600mm	1,566,292	6,357,174	1,412,314	6,517,101

**I.3. IMPOR MENURUT KOMODITI / IMPORT BY HS COMMODITY**  
**\*\*\* AGUSTUS / AUGUST 2008 \*\*\***

HS	Uraian Komoditi Commodity Description	Berat Bersih / Net Weight (Kg)		Nilai / Value C.I.F (US\$)	
		Bulan ini Current Month	Kumulatif Cum.Jan. to date	Bulan ini Current Month	Kumulatif Cum.Jan. to date
7212201000	Hoop,strip iron/not alloy, width<400mm,elect coated with zinc	138	69,393	2,332	75,867
7212202000	Flat-rolled iron/not alloy,width<600mm,carbon<0.6%,thick<=1,5mm,elect coat zinc	3,624	44,131	26,967	147,045
7212209000	Flat-rolled iron/not alloy, other shapeelect coated with zinc	45,531	295,175	72,998	376,252
7212301000	Hoop,strip iron/not alloy, coated zinc,width < 400mm non-elect coated zinc	1	385,745	66	453,997
7212309000	Flat-rolled iron/not alloy, other shape,non-elect coated with zinc	212,420	10,328,775	298,494	3,973,524
7212401000	Hoop,strip iron/not alloy, coated zinc,width < 400mm, coated with plastic	173,131	1,780,381	304,048	2,918,184
7212402000	Flat-rolled iron/not alloy, carbon<0.6%,thick > 1.5 mm, coated with plastic	0	175,625	0	281,525
7212409000	Flat-rolled iron/not alloy, other shape,painted, varnished/coated with plastics	1,130,925	8,088,387	1,632,765	11,491,581
7212501010	Hoop,strip iron/not alloy, width<400 mm,coated with aluminium-zinc alloys	58,826	456,256	159,687	1,516,484
7212501020	Hoop,strip iron/not alloy, width<400 mm,coated with chromium	0	427,984	0	318,178
7212501090	Other hoop,strip iron/not alloy,width < 400 mm	148	31,021	144	70,654
7212502090	Other flat-rolled iron/not alloy,carbon<0,6%, thick > 1.5 mm	31,094	381,449	92,298	1,370,336
7212509000	Flat-rolled iron/not alloy, otherwiseplated or coated	575,662	1,761,930	537,400	1,868,956
7212601000	Hoop,strip iron/not alloy, cladwidth < 400mm	59,713	476,704	217,762	1,888,329
7212609000	Flat-rolled iron/not alloy, clad	2,674,329	48,144,589	2,869,648	47,353,394
7213100010	Containing indentations,ribs,grooves ofcircular crosssection <= 50 mm2	450	1,659,331	3,434	1,405,424
7213100020	Containing indentations,ribs,grooves ofrectangular, square <= 20 mm2 in width	14,109	112,697	16,845	113,858
7213100090	Containing indentations,ribs,grooves ofshape	138,974	8,517,321	209,463	5,180,876
7213200000	Other bars, rods, hot-rolled ,in irregularly, of free-cutting steel	399,705	7,277,066	387,352	5,477,303
7213910000	Other bars, rods, hot-rolled, circularcross-section < 14 mm in diameter	14,482,472	70,609,547	15,983,088	63,908,609
7213990000	Other bars, rods, hot-rolled, notcircular	2,833,941	21,738,031	3,474,074	21,140,712
7214101100	Oth bars,rods of iron, non-alloy steelforged,carbon<0.6%,circlr cross-section	67,861	852,843	21,384	610,252
7214101900	Oth bars,rods of iron, non-alloy steelforged,carbon<0.6%,not circular	119,321	2,436,628	38,918	2,033,910
7214102100	Oth bars,rods of iron, non-alloy steelforged,carbon>=0.6%,circlr cross-section	649,627	32,561,950	261,734	12,710,057
7214102900	Oth bars,rods of iron, non-alloy steelforged,carbon >= 0.6%,not circular	1,800,865	22,598,909	1,336,943	14,414,841
7214201100	Containing indentations, ribs, groovecarbon < 0.6%, circular cross-section	23	480,306	1,032	254,804
7214201900	Containing indentations, ribs, groovecarbon < 0.6%, not circular	10,011	172,187	12,922	186,253
7214202900	Containing indentations, ribs, groovecarbon >= 0.6%, not circular	1,319,550	7,195,286	1,452,927	6,425,732
7214300000	Other bars & rods, not forged, offree-cutting steel	79,578	461,879	162,067	508,585
7214911010	Concrete steel, hot-rolled,hot-drawn,hot-extruded, carbon < 0.6%	74,195	1,312,655	74,590	1,335,131
7214911020	Shaft bars, manganese steel, hot-rolled,hot-drawn, hot-extruded, carbon < 0.6%	147,491	1,794,444	246,957	3,152,848
7214911090	Other bars & rods, hot-rolled,hot-drawnor hot-extruded, carbon < 0,6 %	347,839	2,811,666	418,539	2,865,166
7214912010	Concrete steel, hot-rolled,hot-drawn,hot-extruded, carbon >= 0.6%	0	1,400	0	2,192
7214912020	Shaft bars, manganese steel, hot-rolled,hot-drawn, hot-extruded, carbon >= 0.6%	153,487	4,586,969	190,418	4,810,303
7214912090	Other bars & rods, hot-rolled,hot-drawnor hot-extruded, carbon >= 0,6 %	59,969	239,258	116,469	288,191
7214991010	Carbon,oth than of circularcross-section: concrete steel	71,858	5,552,017	70,725	4,438,599
7214991020	Carbon, other than of circularcross-sect:shaft bars; manganese steel	939,559	5,815,109	1,236,305	6,589,321
7214991090	Oth. carbon, other than of circularcross-section	0	679,875	0	842,310
7214999010	Oth. carbon, other than of circularcross-section concrete steel	284,300	7,518,662	406,071	7,508,837
7214999020	Oth. carbon, other than of circularcross-sect:shaft bars; manganese steel	7,710,304	44,785,115	8,342,799	43,240,998
7214999090	Oth.Than Concrete steel, Shaft bars, mangeses steel	255,222	4,472,734	438,335	4,247,825
7215100000	Oth bars & rods of iron/non-alloy steelfree-cutting steel,cold-formed/finished	545,308	4,484,958	921,043	5,810,633
7215501000	Oth bars & rods of iron/non-alloy steelcontaining by weight 0.6% or more of	0	7,778	0	39,149
7215509000	Oth bars & rods of iron/non-alloy steel	152,811	5,290,250	270,836	8,467,272
7215900010	Manganese steel/shaft bars,containingby weight less than 0.6% of carbon	49,625	702,948	77,364	875,040
7215900020	Oth Mangan steel/shaft bars,containingby weight less than 0.6% of carbon	415,272	2,251,858	591,761	3,247,318
7215900030	Manganese steel/shaft bars, containingby weight 0,6 % or more of carbon	73,947	745,582	97,411	976,092
7216100000	U, i or h sections , not further workedthan hot-rolled, of a height < 80 mm	2,785,420	21,740,451	3,022,410	20,441,536
7216210000	L section of iron/non-alloy steel, notworked than hot-rolled,of a height<80 mm	260,467	4,289,445	73,396	3,028,825
7216220000	T section of iron/non-alloy steel, notworked than hot-rolled,of a height<80 mm	48	235,105	104	194,162
7216310000	U, l or H sections, not further workedu sections	7,960,397	40,164,760	2,020,799	20,791,312
7216320000	U, l or H sections, not further workedi sections	1,726,152	10,917,771	2,069,063	10,976,953
7216330000	U, l or H sections, not further workedh sections	6,322,073	59,390,400	5,051,855	39,032,880
7216400000	L/T sect,not further work than hot-rollhot-drawn/extrud,a height of 80mm /more	663,489	8,853,297	531,756	6,640,011
7216501000	Oth angles,shapes&sections,not furtherof a height of less than 80 mm	203,465	10,395,868	183,502	5,752,665
7216509000	Oth angles, shapes & sect,not furtherof a height of more than 80 mm	4,598,860	48,408,678	5,328,584	48,833,211
7216610000	Angles,shapes&sections,not worked thancold-formed,obtain from flat-rolled prod	3,903	37,998	5,687	50,862
7216690000	Angle,shape&sect,not workthan cold formoth than obtain from flat-rolled product	153,693	2,983,471	188,177	6,511,080
7216910000	Oth angles,shapes&sect,not further workcold form/finish from flat roll product	4,677	54,175	16,666	82,131
7216990000	Oth angles,shapes&sect,not further workoth than cold form/finish,flat roll prod	833,640	9,897,244	1,222,016	11,778,288
7217101000	Wire of iron/non-alloy steel,not platd/coated,cont.carbon < 0.25% by weight	2,548,127	23,959,920	1,179,692	10,829,765
7217102200	Bead wire:flat hard steel reed wire;notplated/coated; 0.25%=< carbon<0.6%	6,045,168	27,368,064	3,166,585	16,525,008
7217102900	Other wire of iron or non-alloy steel,not plate/coated, 0,25% =< carbon < 0.6%	1,420,823	9,710,175	1,643,917	9,272,903
7217103100	Spokes wire;bead wire:flat hard steelreed wire;not plated/coated,carbons=0.6%	1,522,900	6,118,753	1,462,498	5,366,084
7217103900	Other wire of iron or non-alloy steel,not plated/coated, cont. carbon >= 0.6%	277,148	9,034,778	320,417	7,382,231
7217201000	Wire of iron/non-alloy steel,plated w/zinc, cont.carbon < 0.25% by weight	4,141,879	25,873,316	2,412,190	15,906,643
7217202000	Wire of iron/non-alloy steel,plated w/zinc,cont.carbon>0.25% & <0,45%by weight	120,662	742,932	86,182	573,136
7217209100	High carbon steel core wire,for almniumconductors steel reinforced (acsr)	43,382	261,823	78,625	459,011
7217209900	Oth than high carbonsteel core wire,foraluminium conduct steel reinforced(acsr)	675,997	8,861,179	1,201,010	10,512,804
7217301000	Wire of iron/non-alloy steel,plated w/oth base metal,cont.crbn<0.25% by weight	2,674	4,634	21,766	39,870
7217302000	Wire of iron/non-alloy steel,plated w/oth base metal,cont.0.25% =<carbon <0.6%	154,501	679,152	261,827	884,901
7217303110	Copper alloy coated high carbon steelwire coated with brass	2,173,551	18,159,505	3,730,909	24,904,898
7217303190	Copper alloy coated high carbon steelsteel coated with other copper alloys	315,727	2,641,384	532,958	3,076,129

**I.3. IMPOR MENURUT KOMODITI / IMPORT BY HS COMMODITY**  
**\*\*\* AGUSTUS / AUGUST 2008 \*\*\***

HS	Uraian Komoditi Commodity Description	Berat Bersih / Net Weight (Kg)		Nilai / Value C.I.F (US\$)	
		Bulan ini Current Month	Kumulatif Cum.Jan. to date	Bulan ini Current Month	Kumulatif Cum.Jan. to date
7217303900	Other wire of iron or non-alloy steel plated with oth base metal,carbon>=0.6%	3,683,210	8,788,695	1,306,333	3,059,862
7217901000	Oth wire of iron/non-alloy steel,platedzinc>=240g/m?,silicon<=0.1%,cover by pvc	280,969	690,694	468,886	1,346,154
7217909010	Oth wire of iron/non-alloy steel,platedcontaining by weight 0.6% or more	18,042	1,596,063	115,487	2,261,677
7217909090	Oth wire of iron/non-alloy steel,platedexcluding goods of subheading 7217.90.10	939,866	2,768,744	1,490,018	5,717,413
7218100000	Ingots & oth primary forms of stainlesssteel	31,725	72,097	51,241	183,426
7218910000	Semi-finished prod.of stainless steelof rectangulr (not square) cross-section	1,279	22,409	15,424	116,832
7218990000	Oth semi-finished prod.of stainlesssteel	213,976	1,474,488	1,480,396	7,448,080
7219110000	Flat-roll prod of stainless steel,hotrolled,in coil of a thick exceed 10mm	97,063	424,733	234,629	1,362,056
7219120000	Flat-roll prod of stainless steel,hotrolled,in coil of a 4.75mm=<thick<=10mm	137,402	1,181,863	517,873	3,501,835
7219130000	Flat-roll prod of stainless steel,hotrolled,in coil of a 3mm<=thick<=4.75mm	1,552,816	40,546,257	3,661,854	87,795,697
7219140000	Flat-roll prod of stainless steel,hotrolled,in coil of a thickness<=3mm	260,996	3,514,805	610,229	6,365,316
7219210000	Flat-roll prod of stainless steel,hotrolled,not in coil of a thick > 10mm	534,696	3,487,803	1,006,401	8,586,365
7219220000	Flat-roll prod of stainless steel,hotroll,not in coil of 4.75mm=<thick<=10mm	4,185,480	48,972,646	6,329,174	60,594,751
7219230000	Flat-roll prod of stainless steel,hotroll,not in coil of a 3mm<=thick<=4.75mm	540,657	5,996,587	1,219,231	14,193,621
7219240000	Flat-roll prod of stainless steel,hotrolled,not in coil of a thickness<=3mm	261,873	1,696,863	861,137	3,472,003
7219310000	Flat-rolled prod.of stainless steel,cold rolled, of a thickness >= 4.75 mm	27,204	240,844	251,402	1,067,672
7219320000	Flat-rolled prod.of stainless steel,cold rolled, 3 mm <= thickness < 4.75 mm	121,785	1,003,835	280,975	4,080,592
7219330000	Flat-rolled prod.of stainless steel,cold rolled, 1 mm < thickness < 3 mm	756,813	7,370,245	1,600,188	15,841,892
7219340000	Flat-rolled prod.of stainless steel,cold rolled, 0.5 mm <= thickness <= 1 mm	1,160,283	6,540,350	2,619,594	14,544,477
7219350000	Flat-rolled prod.of stainless steel,of a thickness < 0.5 mm	474,442	3,776,026	1,165,315	8,318,213
7219901000	Oth flat-roll prod.of stainless steel,thick>=1.5mm & <125mm patterns from roll	187	27,809	2,879	64,377
7219909000	Oth flat-rolled prod.of stainless steel,of a thickness >0.5 mm	148,057	2,902,625	279,835	5,930,389
7220111000	Hoop & strip of stainless steel, hotrolled,of a thick >= 4.75 mm,width<400mm	198,276	12,022,338	591,614	13,722,321
7220119000	Hoop & strip of stainless steel, hotrolled,of a thick >= 4.75 mm,width>400mm	73,677	8,104,970	163,572	8,542,626
7220121000	Hoop & strip of stainless steel, hotrolled,of a thick < 4.75 mm,width<400mm	203,955	1,373,581	472,969	1,984,998
7220129000	Hoop & strip of stainless steel, hotrolled,of a thick < 4.75 mm,width>400mm	780,433	4,457,559	1,115,993	6,754,379
7220201000	Hoop & strip of stainless steel, coldrolled, width < 400mm	65,204	842,752	280,029	2,243,888
7220209000	Hoop & strip of stainless steel, coldrolled, width>400mm	1,494,531	13,194,567	1,221,787	12,197,486
7220901000	Hoop & strip of stainless steel, notcold rolled, width < 400mm	1,707	502,449	18,285	827,556
7220909000	Hoop & strip of stainless steel, notcold rolled, width > 400mm	7,244,404	30,894,133	10,812,788	43,733,552
7221000000	Bars & rods, hot-rolled, in irregularlywound coils, of stainless steel.	7,389	11,958,480	56,137	5,861,402
7222110000	Bars,rods, hot-rolled, in irregularlyof circular cross-section	279,581	2,317,966	441,050	4,228,070
7222190000	Bars,rods, hot-rolled, in irregularlyof not circular cross-section	540,693	5,654,711	412,439	4,930,743
7222201000	Bars,rods, cold-formed or cold-finishedof circular cross-section	26,944	286,785	269,376	2,344,221
7222209000	Bars,rods, cold-formed or cold-finishedof not circular cross-section	1,050,021	9,704,517	1,423,578	8,590,955
7222301000	Other bars and rods of circularcross-section	30,749	665,373	89,359	4,888,145
7222309000	Other bars and rods of not circularcross-section	513,875	3,305,778	2,972,312	8,213,274
7222400000	Angles, shapes and sections ofstainless steel	272,713	3,312,387	213,119	3,276,182
7223001000	Wire of stainless steel having a cross-sectional dimension exceeding 13 mm	4,333	300,254	26,683	1,419,347
7223009000	Wire of stainless steel having a cross-sectional dimension <= 13 mm	366,608	4,141,974	2,150,281	18,588,956
7224100000	Ingots & oth primary forms of oth alloysteel	0	1,504,025	0	1,848,485
7224900000	Semi-finished prod. of oth alloy steel	87,933	812,669	303,836	2,737,029
7225110000	Grain-oriented of silicon-elect steela width of 600 mm or more.	468,873	8,046,021	1,582,809	22,544,916
7225190000	Oth than Grain-orient of silicon-electsteel a width of 600 mm or more.	4,008,195	21,795,998	4,141,401	20,236,769
7225300000	Flat-roll product of oth alloy steel,ofnot further worked than hot-roll, in coil	1,086,437	13,338,254	1,177,901	10,669,161
7225400000	Flat-roll prod of oth alloy steel,of notfurther worked than hot-roll,not in coil	2,341,888	20,172,907	4,520,168	33,824,191
7225500000	Flat-roll prod of oth alloy steel,of notfurther worked than cold-rolled	1,525	225,479	1,705	446,671
7225910000	Oth flat-rolled prod.of oth alloy steel,electrolytically plated/coated with zinc	1,620,959	10,502,298	4,657,950	18,938,214
7225920000	Oth flat-rolled prod.of oth alloy steel,otherwise plated or coated with zinc	990,733	5,562,179	819,294	4,638,374
7225990000	Oth flat-rolled prod.of oth alloy steel,otherwise plated or coated with not zinc	179,391	2,494,976	491,565	4,439,803
7226111000	Hoop & strip, grain-oriented of siliconelectrical steel, of a width <= 400 mm	50,780	2,078,595	269,635	5,125,791
7226119000	Hoop & strip, grain-oriented of siliconelect steel, of a width >400 mm,<600mm	300,798	3,725,389	1,599,960	13,463,600
7226191000	Hoop,strip,oth than grain-orient ofsilicon elect steel,of a width<= 400 mm	6,643	80,773	52,428	549,740
7226199000	Hoop,strip,oth than grain-orient ofsilii elect steel,of width>400mm,<600mm	52,332	515,450	281,145	1,161,376
7226201000	Hoop & strip of high speed steelof a width <= 400 mm	0	79,301	0	76,595
7226209000	Hoop & strip of high speed steelof a width > 400 mm, < 600mm	69,474	1,560,494	97,286	1,764,823
7226911000	Hoop,strip of oth alloy steel,hot rolled, of a width <= 400 mm	1,346	50,837	3,865	208,132
7226919000	Hoop,strip of oth alloy steel,hot rolled, width >400 mm, <=600mm	201,530	1,183,651	291,076	2,438,900
7226921000	Hoop,strip of oth alloy steel,cold rolled, of a width <= 400 mm	64,743	1,409,152	101,071	1,193,592
7226929000	Hoop,strip of oth alloy steel,cold rolled, width >400 mm, <= 600mm	51,527	1,011,335	117,220	1,009,805
7226991000	Hoop & strip of oth alloy steel,width <= 400 mm	26,225	82,409	134,202	306,932
7226999000	Hoop & strip of oth alloy steel,width > 400 mm and <= 600mm	204,675	1,547,226	618,302	3,507,813
7227100000	Bars & rods, hot-rolled, in irregularlywound coils, of high speed steel	22,898	142,709	106,986	691,479
7227200000	Bars & rods, hot-rolled, in irregularlywound coils, of silico-manganese steel	0	383	0	6,758
7227900000	Oth bars & rods, hot-rolled, inirregularly wound coils	6,406,821	31,740,432	4,965,746	21,234,394
7228101000	Bars & rods, of high speed steel, ofcircular a cross-section	76,163	329,894	200,399	1,157,360
7228109000	Bars & rods, of high speed steel,not ofcircular a cross-section	255,320	7,527,358	422,514	10,883,092
7228201000	Bars & rods, of silico-manganese steel,circular a cross-section	3,414	215,458	25,691	366,629
7228209000	Bars & rods, of silico-manganese steel,not circular a cross-section	958,443	11,414,085	1,197,453	13,536,603
7228301000	Oth bars&rods,of silico-manganese steelof circular cross-section	1,294,104	8,123,493	1,799,829	9,666,336
7228309000	Oth bars&rods,of silico-manganese steelnot of circular cross-section	8,661,197	86,757,438	11,593,859	88,777,646
7228401000	Oth bars,rods,not further worked thanforget, of circular cross-section	122,651	1,660,765	135,529	1,536,596
7228409000	Oth bars,rods,not further worked thanforget, not of circular cross-section	529,568	22,218,601	599,381	12,646,803

I.3. IMPOR MENURUT KOMODITI / IMPORT BY HS COMMODITY

\*\*\* AGUSTUS / AUGUST 2008 \*\*\*

HS	Uraian Komoditi Commodity Description	Berat Bersih / Net Weight (Kg)		Nilai / Value C.I.F (US\$)	
		Bulan ini Current Month	Kumulatif Cum.Jan. to date	Bulan ini Current Month	Kumulatif Cum.Jan. to date
7228501000	Oth bars,rods,not formed/cold finishedof circular cross-section	188,666	644,108	303,466	1,068,458
7228509000	Oth bars,rods,not formed/cold finishednot of circular cross-section	1,074,725	9,449,893	1,751,982	12,330,293
7228601000	Other bars and rods :of circular cross-section	259,484	2,566,422	388,164	4,331,972
7228609000	Other bars and rods :not of circular cross-section	522,616	11,390,015	1,438,637	16,223,149
7228700000	Angles, shapes and sections of otheralloy steel	1,597,927	18,003,490	1,524,224	15,896,735
7228801100	Hollow drill bars,rods, weight >=0.6%of circular cross-section	23,848	136,448	28,514	605,430
7228801900	Hollow drill bars,rods, weight >=0.6%not of circular cross-section	47,753	167,434	78,499	868,669
7228809000	Oth. Hollow drill bars and rods	120,794	1,697,522	679,509	7,668,399
7229200000	Wire of silico-manganese steel	424,160	5,107,525	619,898	7,113,903
7229900010	Wire of other alloy steel.of high speed steel	261,844	1,029,885	392,478	1,513,719
7229900090	Wire of other alloy steel.not of high speed steel	1,535,398	21,235,370	2,401,080	24,094,417
7301100000	Sheet piling of iron or steel	396,325	8,963,978	542,379	8,386,540
7301200000	Angles, shapes and sections of ironor steel	318,053	2,511,175	634,392	4,202,470
7302100000	Rails of iron or steel	110,075	2,482,465	149,115	2,923,929
7302300000	Switch-blades, crossing frogs, pointrods and other crossing pieces	780	50,405	3,451	78,422
7302400000	Fish-plates and sole plates of ironor steel	1,300	120,529	5,968	241,590
7302901000	Sleepers, of iron or steel	1,645	62,322	15,024	159,618
7302909000	Other than sleepers, of iron or steel	584,852	3,113,296	1,084,669	4,459,000
7303001010	Tubes,pipes of cast with an externaldiameter not exceeding 100 mm	86,961	1,065,693	249,356	2,720,616
7303001020	Tubes,pipes of cast with an externaldiameter not exceeding 150 mm	24,514	246,983	142,179	444,036
7303001030	Tubes,pipes of cast with an externaldiameter >150 mm and <=600 mm	370	286,251	6,563	535,643
7303001090	Oth.Tubes, pipes	57,957	730,594	205,484	1,880,992
7303009010	Hollow profiles, of cast iron withan external diameter < =100 mm	5,447	35,470	4,106	93,220
7303009090	Hollow profiles, of cast iron withan external diameter > 100 mm	1,570,116	10,483,253	4,804,603	23,657,195
7304110000	Tubes, pipes and hollow profiles,seamless, of stainless steel	2,276,675	12,972,249	5,690,749	37,079,358
7304190000	Oth.tube,pipe&hollow profile,seamless,line pipe of a kind use for oil/gas pipe	9,350,922	96,009,783	17,365,654	143,138,772
7304220010	Oth.tube,pipes&hollow profile,seamless,unfinished drill pipe (green pipe) with	757,040	7,730,837	3,100,545	19,255,527
7304220090	Oth.tube,pipes&hollow profile,seamless,unworked pipe end	46,636	7,016,320	397,059	14,305,945
7304230010	Unfinished drill pipe (green pipe) withyield strength less than 75,000 psi	62,989	274,531	85,664	458,465
7304230090	Oth. unfinished drill pipe (green pipe)	250,526	3,080,431	789,205	9,039,520
7304240010	Unfinish case&tube, yield strgh<75000Psioth.of stanlss stel for drill	839,895	1,320,452	1,395,150	1,770,482
7304240090	Oth.unfinish casetube&unworked,stainlesswith yield strength less than 75,000 psi	53,795	1,789,818	309,532	3,568,163
7304290010	Unfinish casetube&unworked pipe endwith yield strength less than 75,000 psi	4,335,288	71,924,595	4,616,880	102,343,684
7304290090	Oth.unfinish casetube&unworked pipe endwith yield strength less than 75,000 psi	6,781,731	43,670,477	19,443,721	73,663,016
7304311000	High press. conduits,of circular cross-sect.of iron/non-alloy steel,cold rolled	125,197	2,277,408	404,704	4,918,467
7304319000	Oth.drill Rod Casing&tubing withpin and box threads	994,680	10,713,047	2,766,857	21,205,721
7304390000	Oth. Drill Rod Casing and tubingwith pin and	5,304,071	34,164,935	8,258,709	49,765,763
7304410000	Cold-drawn or cold-rolled (cold-reduced)stainless steel	153,996	1,991,604	368,057	4,539,829
7304490000	Oth. Cold-drawn or cold-rolled(cold-reduced) stainless steel	583,774	5,173,287	2,300,594	15,028,649
7304511000	High press. conduits,of circular cross-sect.of oth alloy steel,cold rolled	0	133,177	0	694,380
7304519000	Oth tubes/pipes/hollow profiles,seamlesscold rolled,of oth alloy steel	29,338	1,049,716	163,497	2,332,110
7304590000	Oth.Drill rod casing&tubing with pin&sect.of oth alloy steel,cold rolled	319,172	3,237,483	1,035,681	14,160,786
7304900000	Oth.Drill rod casing&tubing with pin&cold rolled,of oth alloy steel	469,559	37,676,497	2,780,097	29,957,454
7305110000	Lines pipe, for oil or gas longitudinalsubmerged arc welded of iron/steel	583,290	1,283,467	1,203,179	4,403,499
7305120000	Lines pipe, for oil or gas other,longitudinally welded of iron/steel	115,955	1,043,128	102,620	1,106,016
7305190000	Oth.line pipe of iron/steel for oil,external diameter > 406.4mm	941,576	34,122,643	1,338,104	41,289,961
7305200000	Casing of iron/steel used in drillingfor oil/gas external diameter 406.4mm	697,223	2,854,295	1,204,647	4,686,845
7305311000	Lines pipe, for oil or gas longitudinalstainless steel pipes & tubes	291,811	285,631	123,413	513,733
7305319000	Oth.lines pipe,for oil/gas longitudinalstainless steel pipes & tubes	187,091	539,423	444,825	1,404,621
7305390000	Oth.lines pipe,for oil/gas longitudinal	62,747	1,148,761	61,573	1,563,255
7305900000	Oth.lines pipe,for oil/gas longitudinaloth.stainless steel pipes & tubes	1,405,963	5,564,745	1,827,859	10,487,836
7306110000	Line pipe of kind use for oil/gas pipewelded, of stainless steel	23,959	1,364,028	80,837	2,656,565
7306190000	Oth.line pipe of kind use for oil/gaspipe,welded,of stainless steel	666,022	25,671,933	1,631,740	26,609,507
7306210000	Casing&tubing of a kind use in drillingwelded, of stainless steel	60,433	62,806	105,702	113,753
7306290000	Oth.casing&tubing of a kind use indrilling,welded,of stainless steel	4,927	4,825,898	88,114	9,617,857
7306301010	Boilr tube weld,of circulr cross-sect ofiron/non ally stel intrnl diamtr<12.5mm	356	334,710	2,016	474,701
7306301020	Boilr tube weld,of circulr cross-sect ofiron/non ally stel intrnl diamtr>=12.5mm	470	217,883	16,939	313,497
7306302010	Boilr tube weld,of single/double walled,coppr plate,intrnl diamtr<12.5mm	80,374	542,767	582,043	3,425,550
7306302020	Boilr tube weld,of single/double walled,coppr plate,intrnl diamtr>=12.5mm	130,247	2,686,960	281,447	5,175,910
7306303000	Boilr tube weld,of single/double walled,coppr plate,sheath pipe for heating	601	44,388	4,552	48,754
7306309010	Oth.boilr tube weld,of single/doublewalled,coppr plate,intrnl diamtr<12.5mm	196,754	1,797,241	761,595	5,024,489
7306309020	Oth.boilr tube weld,of single/doublewalled,coppr plate,intrnl diamtr>=12.5mm	1,293,684	13,216,903	1,859,994	15,920,199
7306401010	Oth.weld,of circular cross-section ofweld boilr tube w intrnl diamtr<=125 mm	0	36,951	0	695,468
7306401090	Oth.weld,of circular cross-section ofweld boilr tube w intrnl diamtr>125 mm	4,325	142,250	9,962	1,846,662
7306402000	Welded boiler tubes of stainless steelwith internal diametre >12.5 mm	18,372	841,930	215,263	5,963,787
7306403000	St'less steel pipes & tubes welded ofcirclr cross sec. w extrl dmtr>105mm	0	23,646	0	47,289
7306409000	Oth,not welded of circular cross sect.with internal diameter > 12,5 mm	259,258	3,232,745	2,167,842	17,986,392
7306501010	Oth.boilr tube,weld,of circlr cross-sectn,oth alloy steel int.dmtr<=12.5mm	0	62,199	0	163,871
7306501020	Oth.boilr tube,weld,of circlr cross-sectn,oth alloy steel int.dmtr>12.5mm	60,382	138,209	76,274	265,315
7306509010	Oth.boilr tube,weld,of circlr cross-high pressure conduits	862	4,717	2,922	38,463
7306509020	Oth.boilr tube,weld,oth.thn high prsrconduit,oth alloy steel int.dmtr<=12.5mm	3,719	47,574	25,156	382,631
7306509030	Oth.boilr tube,weld,oth.thn high prsrconduit,oth alloy steel int.dmtr>12.5mm	792,903	1,766,204	4,111,091	8,993,292
7306610010	Oth.boilr tube,weld,square/rectangularcross sectin,with int.diamtr<=12,5mm	14,377	533,899	24,239	441,677

I.3. IMPOR MENURUT KOMODITI / IMPORT BY HS COMMODITY

\*\*\* AGUSTUS / AUGUST 2008 \*\*\*

HS	Uraian Komoditi Commodity Description	Berat Bersih / Net Weight (Kg)		Nilai / Value C.I.F (US\$)	
		Bulan ini Current Month	Kumulatif Cum.Jan. to date	Bulan ini Current Month	Kumulatif Cum.Jan. to date
7306610090	Oth.boilr tube,weld,square/rectangularcross sectin,with int.diamtr>12,5mm	350,961	2,861,132	281,263	2,621,955
7306690010	Oth.boilr tube,non circur crss-sectionwith internal diameter<=12,5mm	0	140	0	1,026
7306690090	Oth.boilr tube,non circur crss-sectionwith internal diameter>12,5mm	1,730	17,734	14,468	57,618
7306901010	Bundy-weld pipes and tubes,with internal diameter <= 12,5mm	12	6,735	611	46,898
7306901090	Bundy-weld pipes and tubes,with internal diameter > 12,5mm	441	2,046	1,461	58,839
7306909010	Oth.thn bundy-weld pipes & tubes,with internal diameter <= 12,5mm	118,393	1,181,849	460,022	1,842,565
7306909090	Oth.thn bundy-weld pipes & tubes,with internal diameter > 12,5mm	3,520,704	34,798,316	1,753,692	36,415,101
7307110000	Cast fitting of non-malleable cast iron	19,752	310,198	45,932	652,197
7307190000	Cast fitting of other than non-malleablecast iron	2,763,212	6,609,371	4,202,977	12,244,030
7307210000	Other, of stainless steelflanges	267,376	5,351,243	1,393,593	17,181,416
7307220000	Other, of stainless steelthreaded elbows, bends and sleeves	150,217	1,241,869	966,270	7,429,367
7307230000	Other, of stainless steelbutt welding fittings	175,763	1,085,228	1,497,807	5,775,719
7307290000	Oth.,of stainlss steel oth.than flanges,butt welding,threaded elbow,bend&sleeve	710,319	3,329,234	3,539,072	15,813,857
7307910000	Tube or pipe fittings (couplings)flanges	1,056,533	8,687,396	4,327,521	28,377,657
7307920000	Tube or pipe fittings (couplings)threaded elbows, bends and sleeves	413,384	2,714,286	1,914,646	16,153,891
7307930000	Tube or pipe fittings (couplings)butt welding fittings	278,851	2,959,067	1,144,809	12,218,073
7307990000	Other tube/pipe fittings (couplings)	2,028,514	14,632,405	13,234,468	80,407,751
7308101000	Bridges and bridge sect. w prefab'tedtype joined by shear connectors	0	88,074	0	220,714
7308109000	Other bridges and bridge sections	3,721,600	27,457,094	7,390,193	60,388,549
7308201100	Towers with prefabricated modular type joined by shear connectors	189,230	420,114	208,491	614,566
7308201900	Other towers	1,401,739	5,177,734	1,179,855	5,840,097
7308202900	Other lattice masts	410,934	12,206,247	1,762,161	37,898,117
7308300000	Doors, windows and their framesand thres hold for doors	225,468	1,123,386	734,739	3,775,641
7308401000	Equip. for scaffolding w prefabricatedmodlr type joined by shear connectors	51,291	210,397	67,828	181,022
7308409000	Other equipment for scaffolding,shuttering, propping or pit propping	470,093	2,241,959	796,818	6,770,069
7308902000	Other, prefabricated modular type joined by shear connectors	269,361	448,030	454,640	858,289
7308903000	Oth. corrug,curved/bent galv'd plt fass'bly,into undgrnd conduits&culvert	36,803	394,781	71,916	1,310,241
7308904000	Oth parts of tub/tunnels,made of formd&bended corrugated sheet of iron/steel	320,499	1,168,294	398,492	1,319,691
7308905000	Other, prefabricated modularrail for ships	0	131,662	0	236,559
7308909000	Other structures and parts of structures of iron or steel	8,458,697	80,670,147	22,735,430	192,712,489
7309000000	Reservoir,tank,vat&similar containerof iron/steel, capacity > 300 ltr	1,729,272	4,965,876	17,406,798	33,326,703
7310100010	Tank,cask,drum,can,boxe&similarfor transporting or coagulating latex	9,247	257,592	38,575	721,331
7310100020	Tank,cask,drum,can,boxe&similarof iron or steel casting in the rough	16,701	183,231	28,194	468,836
7310100030	Tank,cask,drum,can,boxe&similarother of iron/steel forging/stamping	167,803	1,286,042	495,511	2,743,019
7310100090	Oth.tank,cask,drum,can,boxe&similar	584,658	3,376,151	812,453	7,635,933
7310211010	Cans <1L,closed by soldering ofiron/steel casting in the rough	14,072	122,452	46,152	388,385
7310211020	Cans <1L,closed by soldering ofiron/steel forging or stamping in	60	13,187	180	27,442
7310211090	Oth.cans <1L,closed by soldering ofiron/steel	4,200	379,923	36,259	968,026
7310219010	Cans >1L & <50L,closed by soldering ofiron/steel casting in the rough	242,000	611,600	97,365	239,045
7310219020	Cans >1L & <50L,closed by soldering ofiron/steel forging or stamping in	10,951	26,646	13,600	72,068
7310219090	Oth.cans >1L & <50L,closed bysoldering of iron/steel	109,949	1,237,390	288,969	2,581,239
7310291010	Cans <1L,not soldering ofiron/steel casting in the rough	5	13,968	24	80,361
7310291020	Cans <1L,not soldering ofiron/steel forging or stamping in	0	11	0	250
7310291090	Oth.cans <1L,not soldering ofiron/steel	730	33,788	3,715	151,284
7310299010	Cans >1L & <50L,not soldering ofiron/steel casting in the rough	1,330	1,488	1,202	1,964
7310299020	Cans >1L & <50L,not soldering ofiron/steel forging or stamping in	671	22,027	2,771	63,328
7310299090	Oth.cans >1L & <50L,not soldering of iron/steel	791,487	6,959,034	379,885	4,656,220
7311001100	Cont'ners for compressed/liquefied gasseamless stl cylinders, capacity< 30 ltr	28,486	5,027,483	98,276	9,683,273
7311001900	Other seamless steel cylinders	657,895	4,649,337	2,275,600	11,178,051
7311009100	Other containers of iron or steelwith capacity of less than 30 l	386,642	2,488,288	634,266	4,185,313
7311009900	Other containers of iron or steel	255,712	2,928,100	559,121	5,376,239
7312101000	Standed wr,ropes & cables for lockedcoil,flatt'ed strands&non rotting wr rp	546,584	5,541,416	769,143	5,811,648
7312102000	Stranded wire,rope&cables by plated/coatd wth brass,& of a nom.d<=3mm	490,869	3,892,936	1,257,840	9,713,025
7312104000	Stranded wire, rope and cables withstranded wire of diameter of< 3 mm	48,683	284,708	216,630	1,198,387
7312109000	Other stranded wire, rope and cables	2,679,693	16,765,100	4,492,184	29,449,499
7312900000	Oth stranded wire, rope and cables,plaitd bnds,slings& of ir/stl not elect	436,997	4,787,731	1,259,323	15,674,771
7313000000	Barbed wr of iron/steel; twisted hoop&of a kind used f fencing of iron/stl	68,210	945,113	86,328	527,738
7314120000	Woven cloth with endless bandsfor machinery, of stainless steel	1,885	288,283	61,653	965,873
7314140000	Woven cloth, of stainless steel	32,895	363,950	240,385	2,074,179
7314191000	Endless bands for machinery oth thn ofstainless steel	0	136,914	0	1,122,505
7314199000	Other woven cloth, not stainless steel	12,882	216,247	199,758	1,864,765
7314200000	Grill&fencing,welded at the intersectofwr wth a max.sect.d>3mm&mesh s>100cm	766,912	5,031,553	622,282	3,620,791
7314310000	Other grill, netting & fencing,weldedat the intersect.by pltd/coatd w zinc	717,971	5,649,659	390,608	4,390,704
7314390000	Oth grill, netting and fencing,weldedat the intersection	609,809	5,302,916	913,649	7,946,135
7314410000	Oth cloth, grill, netting and fencingby plated or coated with zinc	182,146	1,047,317	200,655	926,985
7314420000	Oth cloth, grill, netting and fencingby coated with plastics	148,947	660,939	114,074	355,481
7314490000	Oth cloth, grill, netting and fencing	215,174	2,333,873	104,856	1,973,401
7314500000	Expanded metal	52,360	202,250	134,062	553,114
7315111100	Roller chain for bicyclesof mild steel	100,524	952,649	177,871	1,045,100
7315111200	Roller chain for motorcyclesof mild steel	569,069	3,312,971	1,664,049	9,523,073
7315111900	Other mild steel for roller chain	9,839	478,170	73,914	1,464,067
7315112100	Other roller chain for bicycles	12,333	262,133	6,410	259,850
7315112200	Other roller chain for motorcycles	596,241	4,050,833	1,336,092	9,090,913



I.3. IMPOR MENURUT KOMODITI / IMPORT BY HS COMMODITY

\*\*\* AGUSTUS / AUGUST 2008 \*\*\*

HS	Uraian Komoditi Commodity Description	Berat Bersih / Net Weight (Kg)		Nilai / Value C.I.F (US\$)	
		Bulan ini Current Month	Kumulatif Cum.Jan. to date	Bulan ini Current Month	Kumulatif Cum.Jan. to date
7315112300	Oth roller chain transmis. type6mm < pitch length <= 3mm	29,426	187,582	429,819	1,507,453
7315112900	Other roller chain	457,905	1,725,190	800,312	3,675,206
7315120000	Other roller chainof mild steel	703,447	4,860,386	1,477,321	11,673,473
7315191100	Roller chain for bicyclesof bicycle chain	799	1,836	2,232	4,184
7315191200	Roller chain for motorcyclesof motorcycle chain	10,827	87,665	201,280	2,024,555
7315191900	Other roller chainof other mild steel	198	13,121	270	28,328
7315199100	Other roller chain for bicyclesof bicycle chain	4,516	4,545	1,513	1,810
7315199200	Other roller chain for motorcyclesof motorcycle chain	6,528	62,216	144,617	1,091,090
7315199900	Other roller chain of other thanbicycle chain&motorcycle chain	17,960	204,308	74,997	657,775
7315201000	Skid chainof mild steel	0	422	0	4,349
7315209000	Other Skid chainof mild steel	15,949	202,601	20,106	323,460
7315811000	Stud-linkof mild steel	571	203,199	1,241	310,290
7315819000	Other Stud-linkof mild steel	34,745	793,762	75,571	3,588,821
7315821000	Other, welded linkof mild steel	14	1,414	346	16,132
7315829000	Other, welded link	40,902	770,445	80,436	607,391
7315891100	Other chain for bicyclesof mild steel	1,452	8,372	1,495	6,202
7315891200	Other chain for motorcyclesof mild steel	68,202	449,420	916,929	5,816,131
7315891900	Other chain of mild steel not formotorcyclcs and bicycles	3,644	70,047	27,237	829,911
7315892200	Other chain for motorcyclesof other than mild steel	54,313	209,262	54,914	183,876
7315892900	Other chain not mild steel, not formotorcyclcs and bicycles	144,247	898,694	280,155	2,760,249
7315901000	Other parts of chain for motorcyclesand bicycles	164	21,980	4,306	245,346
7315909000	Other parts of chain not formotorcyclcs and bicycles	447,783	3,461,827	1,414,711	11,860,591
7316000000	Anchors, grapnels and parts thereof,of iron or steel	497,875	5,274,964	1,984,052	16,738,499
7317001000	Wire nails	5,748,183	26,821,729	1,856,547	8,854,937
7317002000	Staples	34,763	650,870	34,463	678,571
7317009010	Dog spikes for rail sleepers,carding -tacks&similar articles,of iron or steel,	6,082	174,021	10,272	176,212
7317009020	connector & anti-splitting,connector andHob nails for footwear, ring nails	31,096	93,614	36,629	203,212
7317009030	connector and anti-splitting, connectorHooknails	139	104,602	1,245	50,299
7317009040	connector and anti-splitting, connectorCorrugated nails, drawing pins and tacks	476,205	1,910,132	154,490	644,533
7317009090	Oth.connector and anti-splitting,conn -ector and anti splitting	2,843,677	24,906,190	1,311,203	8,159,391
7318110000	Threaded articles for coach screws	61,821	854,001	100,538	1,530,178
7318121000	Other wood screws with an externaldiameter not exceeding 16 mm	44,768	208,850	30,473	152,761
7318129000	Other wood screws	119,893	1,297,979	239,341	3,235,753
7318131000	Screw hooks and screw rings with anexternal dmttr not exceeding 16mm	166	2,823	781	44,929
7318139000	Other screw hooks and screw rings	77,192	563,122	220,206	1,857,943
7318141000	Self tapping screw with an externaldiameter not exceeding 16 mm	14,506	84,268	90,714	913,234
7318149000	Other self tapping screws	31,121	351,730	151,327	2,321,936
7318151100	Screw metal with/without nuts/washerswith an external diameter <=16 mm	277,138	1,719,540	2,536,488	13,676,686
7318151200	Bolts for metal, with/ without nuts ofan external diameter <= 16mm	2,621,248	16,099,021	8,002,247	59,211,078
7318151900	Oth screws&bolts whether/not without -their nut/washers wh.an ext'l dmttr>16mm	540,308	2,454,259	4,676,236	9,041,746
7318159100	Other screws for metal with or withoutnuts or washers	153,410	935,606	382,983	3,844,281
7318159200	Other bolts for metal,with or without nuts	463,597	2,988,297	1,506,032	10,339,314
7318159900	Other screws and bolts whether or notwith their nut or washers	672,317	4,126,956	1,647,032	15,167,335
7318161000	Nuts with an external diameter notexceeding 16 mm	369,040	2,621,327	2,051,785	10,498,804
7318169000	Other nuts	1,439,126	8,767,414	4,020,674	28,877,468
7318191000	Other threaded articles of an externaldiameter not exceeding 16 mm	27,232	181,241	165,457	890,096
7318199000	Other threaded articles of ironand steel	373,371	1,575,472	1,215,157	6,723,398
7318211000	Non threaded artic. for spring washers&oth lock washers w an ext'nal d<16mm	25,335	272,969	92,270	1,406,068
7318219000	Other spring washersand other lock washers	84,744	407,136	807,040	3,432,692
7318221000	Other washers with an externaldiameter not exceeding 16 mm	65,074	587,339	790,565	6,843,669
7318229000	Other washers	280,694	2,089,164	2,518,415	18,440,074
7318231000	Rivet with an external diameternot exceeding 16 mm	23,453	133,362	125,515	806,060
7318239000	Other rivets	94,480	346,914	195,312	1,709,239
7318241000	Cotters& cotters pins with an externaldiameter not exceeding 16 mm	240,202	1,027,281	507,004	2,583,706
7318249000	Other cotters and cotter pins	97,612	1,024,729	1,147,128	10,069,304
7318291000	Oth non threaded articles wth anexternal diameter <= 16 mm	22,751	258,179	445,427	4,182,315
7318299000	Other non threaded articles	570,135	4,671,889	3,991,137	36,100,232
7319200000	Safety pins	26,856	167,698	53,369	360,733
7319300000	Other pins	108,772	737,532	757,568	5,163,816
7319900000	Oth similar articles for use in hand,of iron or steel	63,277	620,303	297,198	2,970,855
7320101000	Leaf springs and leavesfor motor vehicles	10,456	332,068	176,691	1,949,787
7320109000	Other leaf springs and leaves	41,857	382,739	380,037	2,846,079
7320201000	Helical springs for motor vehicles	80,050	779,096	667,109	6,674,851
7320209010	Other Helical springs for motor vehiclesFor motor vehicles or earth moving	22,934	135,319	262,029	1,817,583
7320209090	Other Helical springs for motor vehicles	55,662	670,790	396,707	4,144,446
7320901000	Other springs and leavesfor motor vehicles	53,630	352,733	537,197	3,105,533
7320909000	Other springs and leaves	98,755	1,173,529	689,943	6,814,882
7321110000	Cooking appliances and plate warmersFor gas fuel or for both gas and other	49,705	1,367,824	241,306	2,920,372
7321120000	Cooking appliances and plate warmerswith liquid fuel	12,315	390,658	32,276	746,933
7321190000	Other Cooking appliances & plate warmersincluding appliances for solid fuel	30,167	119,489	77,071	289,805
7321810000	Other appliances with gas fuel orfor both gas and other fuels	43,580	249,441	83,182	565,296
7321820000	Other appliances with liquid fuel	245	3,218	3,061	8,149
7321890000	Other appliances with solid fuel	15,774	45,559	27,285	106,033

I.3. IMPOR MENURUT KOMODITI / IMPORT BY HS COMMODITY

\*\*\* AGUSTUS / AUGUST 2008 \*\*\*

HS	Uraian Komoditi Commodity Description	Berat Bersih / Net Weight (Kg)		Nilai / Value C.I.F (US\$)	
		Bulan ini Current Month	Kumulatif Cum.Jan. to date	Bulan ini Current Month	Kumulatif Cum.Jan. to date
7321901000	Oth cooking appliances & plate warmersOf burner for kerosene stoves	9,541	76,429	51,177	418,336
7321909000	Other Cooking appliances and platewarmers	1,203,894	7,760,064	2,961,010	17,710,969
7322110000	Radiators and parts of cast iron	620	76,622	2,196	142,682
7322190000	Other parts of radiators	30,511	166,467	459,322	1,723,916
7322900000	Other radiators for central heating	116,287	560,943	631,037	4,047,902
7323100000	Iron/steel wool; pot scourers&scouringor polishing pads, gloves and the like	117,586	775,614	226,774	1,110,263
7323911000	Kitchenware of cast iron ,not enamelled	30,238	410,031	57,249	696,667
7323919000	Household articles of cast ironnot enamelled	89,089	614,484	281,319	1,828,211
7323920000	Household articles of cast iron,enamelled	5,292	3,140,634	22,445	4,973,795
7323931000	Kitchenware of stainless steel	1,045,126	6,957,232	1,655,678	10,391,047
7323939000	Other household articlesof stainless steel	231,034	1,360,038	442,512	2,845,950
7323940000	Household of iron(oth. than cast iron)or steel, enamelled	459,076	2,605,106	1,143,292	8,968,160
7323991000	Other kitchenware	469,457	2,369,045	626,522	2,477,476
7323999000	Other household articlesof iron or steel	408,251	2,722,607	719,174	4,483,896
7324100000	Sinks and wash basins,of stainless steel	120,427	1,493,247	249,026	3,130,077
7324210000	Bath of cast iron, whetheror not enamelled	10,427	206,710	36,370	674,927
7324290000	Bath of stainless steel	18,328	299,937	43,104	900,446
7324901000	Sanitary ware for flushing waterclosets or urinals (fixed type)	54,422	57,456	19,227	79,001
7324902000	Sanitary ware of bedpans,urinals( portable type ) and chamber pots	0	5,265	0	85,389
7324909000	Other sanitary ware	240,948	1,281,220	522,637	2,712,882
7325101000	Other cast articles of non malleablecast iron by latex spouts & latex cups	42,000	65,813	60,286	142,582
7325109000	Other cast articles ofnon malleable cast iron	123,444	1,345,397	489,186	4,377,633
7325910000	Grinding balls and similar articlesfor mills	863,719	16,721,175	1,175,597	19,344,496
7325991000	Other cast articles of malleable castiron by latex spouts and latex cups	0	6,232	0	11,833
7325999000	Other cast articles ofmalleable cast iron	311,697	1,975,930	822,631	5,446,502
7326110000	Grinding balls&similar artic.for millsforged/stamped but not further works	3,648,619	32,722,897	5,107,725	42,566,527
7326190000	Other articles of iron or steelbut not forged or stamped	1,618,529	5,648,177	3,033,555	18,970,338
7326202000	Articles of iron or steel wirefor rat traps	40	335,591	317	558,249
7326205000	Articles of iron or steel wireWire poultry cages and the like	20,433	137,703	34,495	209,009
7326209000	Other articles of non ironor steel wire	128,350	1,489,357	468,720	5,821,174
7326901000	Ships' rudders not forged or stamped	275,452	968,030	1,429,673	6,560,898
7326903000	Stainless stl shield&clamp assembly wthrub.sl for hubless cast ir&pipes fit.	32,222	514,375	276,066	3,851,024
7326904000	Latex spouts and latex cupsbut not forged or stamped	22,302	24,891	18,354	55,899
7326905000	Rat traps but not forged or stamped	2,064	19,919	2,589	62,760
7326907000	Stainless steel shield, clamp assemblyHorseesshoes; riding boot spurs	13,309	168,235	141,283	1,910,598
7326909000	Other articles not forged or steamed	3,976,749	30,753,976	12,240,410	87,115,589
7401000000	Copper mattes, cement copper(precipitated)	0	78,410	0	939,119
7402000000	Unrefined copper,copper anodes for elec-trolytic refining.	570,014	772,294	924,049	2,057,446
7403110000	Refined copper for cathodes andsections of cathodes	11,717,501	45,915,449	97,316,265	361,620,123
7403120000	Refined copper for wire-bars	5,329	149,452	4,655	521,943
7403130000	Refined cooper for billets	4,956,700	22,891,928	5,154,968	19,264,374
7403190000	Other refined copper, unwrought	186,074	651,843	1,674,843	5,279,308
7403210000	Copper alloys for copper-zinc basealloys (brass)	212,888	1,167,024	1,844,025	9,352,862
7403220000	Copper alloys for copper-tin basealloys (bronze)	65,570	303,108	233,671	1,534,145
7403290000	Copper alloys for oth copper alloys(oth than master alloys of head.74.05)	23,200	110,306	190,902	960,263
7404000000	Copper waste and scrap.	391,212	4,886,068	2,407,648	29,176,183
7405000000	Master alloys of copper.	0	28,112	0	222,914
7406100000	Powders of non-lamellar structure	52,575	221,611	605,655	2,278,696
7406200000	Powders of lamellar structure; flakes	51,607	712,940	607,262	5,973,099
7407103000	Profiles of refined copper	850	263,568	19,339	508,246
7407109000	Other Profiles of refined copper	150,821	2,188,038	1,218,905	15,005,791
7407210000	Profiles of refined copperOf copper-zinc base alloys (brass)	276,879	2,300,559	1,522,561	11,236,324
7407290000	Other of copper alloys	68,636	759,823	364,971	4,602,752
7408110000	Copper wire.Of which the maximum cross-sectional	836,482	6,775,697	6,948,049	53,623,997
7408190000	Other wire of refined copperr	572,580	4,765,923	4,419,678	26,226,363
7408210000	Copper wire of copper alloys withcopper zinc base alloys (brass)	183,498	1,819,043	1,429,873	13,939,054
7408220000	Copper wire of copper alloys w copper-nick bs alloys/c-nickel-zinc bs alloys	7,030	62,840	140,423	1,128,690
7408290000	Other copper alloys for copper wire	91,365	977,763	600,264	7,162,216
7409110000	Copper plates, sheets and strips, of refined copper in coils	168,968	1,726,485	781,097	13,976,780
7409190000	Copper plates, sheets and strips, of refined copper, not in coils	200,382	1,427,101	1,477,078	7,687,887
7409210000	Copper plates, sheets,strips, of copperzinc base alloys (brass), in coils	339,101	3,987,359	2,872,638	32,054,937
7409290000	Copper plates, sheets,strips, of copperzinc base alloys (brass), not in coils	87,505	1,139,816	523,953	5,925,302
7409310000	Copper plates, sheets,strips, of coppertin base alloys (brass), in coils	130,059	861,736	1,314,623	8,542,172
7409390000	Copper plates, sheets,strips, of coppertin base alloys (brass), not in coils	101,638	295,193	366,512	1,239,109
7409400000	Copper-nickel base alloy (cupro-nickel),copper-nickel-zinc base alloys unrefined	237	164,963	14,207	2,742,428
7409900000	Other copper alloys, unrefined	55,298	129,542	249,905	1,194,492
7410110000	Copper foil, refined, thickness < 0.15mm, not backed	138,568	901,829	1,235,274	8,459,848
7410120000	Copper alloys, refined, thickness< 0.15 mm, not backed	57,604	354,548	456,499	2,477,321
7410210010	Reinforced sheets/plates of polyamide,of refined copper, backed	53,940	507,495	256,176	1,899,136
7410210020	Reinforced sheets/plates of polyamide,Copper clad laminate for PCBs	458,208	5,587,067	2,191,985	24,836,735
7410210090	Reinforced sheets/plates of polyamide,Copper clad laminate not for PCBs	40,155	220,837	183,884	1,280,004
7410220000	Reinforced sheets/plates of polyamide,Of copper alloys, unrefined	65,560	488,409	528,679	3,209,973
7411100000	Copper tubes & pipes of refined copper	449,798	2,400,899	3,046,740	13,936,309

**I.3. IMPOR MENURUT KOMODITI / IMPORT BY HS COMMODITY**  
**\*\*\* AGUSTUS / AUGUST 2008 \*\*\***

HS	Uraian Komoditi Commodity Description	Berat Bersih / Net Weight (Kg)		Nilai / Value C.I.F (US\$)	
		Bulan ini Current Month	Kumulatif Cum.Jan. to date	Bulan ini Current Month	Kumulatif Cum.Jan. to date
7411210000	Copper tubes & pipes of copper alloyswith copper-zinc base alloys (brass)	148,645	1,150,385	888,301	8,162,602
7411220000	Copper tubes & pipes of copper alloyswith cupro-nickel or nickel silver	32,725	58,819	383,773	573,639
7411290000	Other copper tubes and pipes	250,055	2,496,005	1,435,781	12,090,699
7412100000	Copper tube or pipe fitting ofrefined copper	2,221	127,695	30,764	712,810
7412201000	Copper tube or pipe fitting ofcopper-zinc base alloys (brass)	51,559	236,432	190,720	1,334,834
7412209000	Copper alloys, not brass, refined	85,957	768,389	571,610	4,195,385
7413000000	Stranded wire,cable,plaited bands,of copper, not electrically insulated.	91,684	763,393	405,174	3,449,199
7415101000	Nails&tacks(incl.drwing pins)of copperiron or steel with head of copper	288,061	1,135,633	146,225	617,313
7415102000	Staples and similar articles of copper	36	7,816	379	15,184
7415109000	Tacks, drawing pins, & similar articles	289,067	1,588,348	308,173	1,605,603
7415210000	Washers (including spring washers)but not threaded	2,976	46,546	27,313	334,576
7415290000	Other articles of copper, not threaded	29,544	722,371	155,398	5,034,804
7415331000	Screws	33,912	658,312	165,965	1,769,879
7415332000	Bolts and nuts	33,776	248,011	142,368	1,074,660
7415390000	Other articles of copper, threaded	44,143	280,457	179,617	1,497,978
7418110000	Pot scourers and scouring or polishingpads, gloves and the like	0	16,517	0	24,697
7418190000	Other Pot scourers & scouring/polishing	29,730	53,528	73,657	173,019
7418200000	Sanitary ware and parts thereof	20,121	81,480	92,191	254,837
7419100000	Chain and parts thereof of copper	8,828	136,436	24,441	296,854
7419910010	Fittings for fire hoses, of copper	0	14,113	0	90,554
7419910020	Reservoirs, tanks, vats and similarof copper	91	27,409	1,653	298,869
7419910030	Electroplating anodes,machine beltfor ships or other vessel	22,760	275,114	189,412	2,533,774
7419910090	Oth table, kichen,cast, moulded,stamped/forged but not further worked	180,506	196,987	3,533,799	3,629,669
7419991000	Electroplating anodes,machine beltfastener,fitting for ships,fire hoses	4,878	47,692	30,334	452,691
7419992000	Similar containers not fitted withmech./terminal equip. of a cap.of <=300l	2,659	41,715	29,543	253,705
7419993100	Grill and netting of copper wirefor machinery	687	11,814	27,916	354,914
7419993910	Grill and netting of copper wireCloth suitable for making mosquito nets	19,836	97,799	32,836	129,308
7419993990	Other grill and netting of copper wire	4,170	47,867	184,716	371,704
7419994000	Other grill and netting of copper wireSprings	3,094	47,282	8,265	97,645
7419995000	Other grill and netting of copper wireCigarette cases or boxes and similar	0	3,271	0	1,896
7419999000	Other articles of non copper	4,787	122,888	25,185	490,158
7501100000	Nickel mattes	0	136	0	5,416
7501200000	Nickel oxide sinters&oth intermediateproduct of nickel metallurgy	93	75,128	532	244,799
7502100000	Nickel, not alloyed	40,392	676,534	788,476	7,516,340
7502200000	Nickel alloys	4,066	12,199	81,199	306,935
7503000000	Nickel waste and scrap.	0	9,075	0	265,669
7504000000	Nickel powders and flakes.	3,082	95,732	103,052	1,248,831
7505110000	Bars, rods and profiles of nickel,not alloyed	7,632	91,444	348,319	1,795,101
7505120000	Bars, rods & profiles of nickel alloys	0	25,307	0	331,877
7505210000	Wire of nickel, not alloyed	12,024	46,889	466,891	1,380,478
7505220000	Wire of nickel alloys	7,792	52,176	320,896	2,600,029
7506100000	Nickel plates, sheets, strip&foil ofnickel, not alloyed	9,143	186,209	58,767	1,964,490
7506200000	Nickel plates, sheets, strip and foilof nickel alloys	53,875	202,806	251,089	2,315,998
7507110000	Tubes and pipes of nickel, not alloyed	160	4,090	1,291	100,738
7507120000	Tubes and pipes of nickel alloys	525	3,426	22,929	177,681
7507200000	Tube or pipe fittings	3,092	76,588	6,280	315,551
7508100000	Cloth, grill and netting,of nickel wire	106	23,692	5,089	739,674
7508903000	Bolts and nuts of non nickel	214	36,515	7,360	124,592
7508904000	Other articles suitable for usein building of non nickel	0	16	0	1,357
7508909010	Electro-plating anodes,wrought or un-wrought, including those produced by	540	83,169	3,105	1,575,625
7508909020	Screens for printing machines	2,040	6,153	108,882	124,571
7508909090	Other Nickel tubes, pipes, tube, pipefittings	1,871	55,353	35,325	1,054,063
7601100000	Aluminium, not alloyed	5,781,630	57,787,375	16,930,686	155,875,079
7601200000	Aluminium alloys	16,314,108	97,134,921	46,475,609	268,770,579
7602000000	Aluminium waste and scrap.	4,175,238	28,869,308	9,532,251	59,885,599
7603100000	Aluminium powders of non-lamellarstructure	44,189	494,402	138,549	1,579,062
7603200010	Aluminium powders and flakes of flakes	17,733	72,554	58,116	135,783
7603200020	Aluminium powders and flakes,powderof lamellar structure	62,577	593,229	189,170	1,421,838
7604101000	Bars and rods of aluminium not alloyed	1,159,030	2,454,865	3,446,616	7,644,873
7604109010	Profiles suitable for use as heat sinkwith cross-sect.dimension < 17,5x17,5 cm	56	97,103	1,991	656,311
7604109090	Oth profiles suitable for use as heatsink	41,435	677,178	56,488	1,928,279
7604211000	Perforated tube profile for evaporatorcoils of mtr veh. ac mach.of alum.ally	3,150	53,158	9,506	252,072
7604219000	Oth hollow profiles of aluminium alloys	223,413	1,863,209	755,855	6,067,668
7604291010	Extruded bars and rods not surfacetreated	55,450	610,381	139,090	1,700,821
7604291020	Extruded bars and rods surfacetreated	235	1,492	1,672	5,498
7604293000	Y-shaped profiles for zip fasteners,in coils of non aluminium alloys	3,457	27,791	10,808	120,831
7604299000	Other bars, rods and profiles ofnon aluminium alloys	350,797	1,114,912	891,586	3,168,440
7605110000	Alum. wire of aluminium not alloyedwhich the max.cross-sect'l dim.exceeds	21,570	136,892	55,982	524,020
7605191000	Aluminium wire of non aluminium notalloyed with a diameter < 0.0508 mm	95	8,738	1,775	12,838
7605199000	Other aluminium wire of non aluminiumnot alloyed	56,265	180,456	206,142	1,214,719
7605210000	Alum. wire of aluminium alloys whichthe max.cross-sect'l dimension > 7 mm	13,387	106,077	7,054	446,864
7605291000	Aluminium wire of non aluminium alloyswith a diameter not exceeding 0.254mm	17,129	75,363	66,149	436,848
7605299000	Other aluminium wire of non aluminiumalloys	70,500	463,838	305,790	1,858,688

I.3. IMPOR MENURUT KOMODITI / IMPORT BY HS COMMODITY

\*\*\* AGUSTUS / AUGUST 2008 \*\*\*

HS	Uraian Komoditi Commodity Description	Berat Bersih / Net Weight (Kg)		Nilai / Value C.I.F (US\$)	
		Bulan ini Current Month	Kumulatif Cum.Jan. to date	Bulan ini Current Month	Kumulatif Cum.Jan. to date
7606110010	Aluminium plates,sheets&strip of plainor figured by rolling of thick.>0.2mm	194,418	713,551	333,476	2,139,765
7606110090	Oth aluminium plates,sheets&strip of plain/figured by rolling of thick.>0.2mm	6,818,796	34,583,332	20,516,366	101,487,690
7606121010	Can stock (alloy 3004,3104 or 5182, ofthickness > 0,25 mm, in coil	174,855	448,159	1,085,585	2,498,730
7606121090	Oth.Can stock (alloy 3004,3104, 5182,of thickness > 0,25 mm, in coil	62,333	729,720	138,479	1,895,789
7606123100	Sheets o alum. rigid cont.sheets alloy5182,5082,hardnessh19<1,000mm in width	130,551	607,619	574,652	2,500,992
7606123910	Other aluminium sheet/coilnot exceeding 1,000 mm in width	2,138,179	9,805,774	3,939,646	23,908,792
7606123920	Other aluminium sheet / coil exceeding 1,000 mm in width	1,870,785	20,513,424	5,478,032	59,375,184
7606123930	Aluminium Litho Grade sheet/coil alloyha 1052 hardness temper h19 and alloy	202,605	803,005	604,997	2,002,677
7606123990	Other aluminum sheet	597,951	3,085,078	2,199,343	12,372,285
7606124000	Oth. plain/figured by roll./press. butnot surface treatedof non alum. alloys	167,164	833,436	777,559	3,695,465
7606129000	Other aluminium plate rectangular ofaluminium alloys	585,569	4,029,738	1,626,891	12,847,721
7606912000	Oth alum. not alloyed,plain/figured byrolling/pressing b not surface treated	1,470	28,812	6,300	63,366
7606919000	Oth aluminium plate, not rectangular ofaluminium, not alloyed	3,024	146,751	109,861	433,646
7606923010	Venetian blind slat,whether or notrolled or cut, in width c1,000 mm	0	22,362	0	31,641
7606923020	Sheet or coil of alum. rigid containersheet alloy 5182,5082,hardness h19	86,978	390,543	239,813	1,302,628
7606923090	Oth.than Sheet/coil of aluminium rigidcontainer sheet alloy 5182,5082,hard h19	108,471	1,026,310	33,125	482,275
7606929010	Oth venetian blind slat,whether or notrolled or cut, in width c1,000 mm	0	29,248	0	233,927
7606929020	Oth.sheet/coil of alum.rigid containersheet alloy 5182,5082,hardness h19	0	179,526	0	739,245
7606929090	Other aluminium alloys	235,238	749,225	452,800	2,051,331
7607110000	Aluminium foil not backed, rolledbut not further worked	144,443	2,535,913	552,295	10,510,906
7607191000	Foil of aluminium alloy A1075 or A3903not back,oth than rolled but not worked	86,785	479,467	415,435	2,414,209
7607199000	Oth than foil aluminium alloy A1075/a3903 not back,oth than roll but notwork	229,729	1,825,395	1,768,844	15,104,683
7607204000	Aluminium foil backed for imitationgold or silver	23,499	168,674	79,371	613,799
7607209010	Aluminium foil laquer coated (white orof thickness >0,05 mm or < 0,15 mm	145,723	1,043,110	577,767	3,696,197
7607209090	Oth.aluminium foil, backed,thickness <=0.2 mm	204,990	1,270,807	1,191,937	7,312,186
7608100000	Aluminium tubes and pipes ofaluminium, not alloyed	55,821	1,093,431	337,799	3,443,014
7608200000	Aluminium tubes and pipesof aluminium alloys	84,596	827,204	626,378	4,075,192
7609000000	Aluminium tube or pipe fittings (forexample, coupling,elbows,sleeves)	43,367	400,022	502,303	2,976,603
7610100000	Alum. structures for doors, windows &their frames and thresholds for doors	72,489	651,096	221,323	1,669,235
7610901000	Oth alum. structures for bridges andbridge section, towers, lattice masts	13,885	252,264	43,974	676,304
7610909000	Other aluminium structures	201,428	1,955,874	328,581	3,708,182
7611000000	Aluminium reservoirs, tanks, vats andsimilar containers for any material	29,488	123,017	582,587	1,775,513
7612100000	Alum. collapsible tubular containers	14,207	97,432	140,103	793,543
7612901000	Aluminium casks, drums, cans, boxes andseamless containers for fresh milk	2	1,928	117	12,474
7612909000	Oth.aluminium casks,drums,cans, boxes& containers, for any material	185,944	2,116,903	983,930	9,269,640
7613000000	Aluminium containers for compressedor liquified gas	813	45,529	37,402	380,310
7614101100	Cable with steel core of circularcross section not exceeding 500 mm	17,609	49,975	119,847	172,164
7614101900	Other cable wth steel core	166	118,889	778	227,596
7614109000	Other stranded wire with steel core	50,237	1,842,150	259,842	4,982,865
7614901100	Cable without steel core of circularcross section not exceeding 500 mm	4	796,285	90	5,466,089
7614901900	Other cable without steel core	147	2,367	230	9,966
7614909000	Other stranded wire without steel core	13,498	123,017	111,762	489,687
7615100000	Pot scourers and scouring or polishingpads,/gloves and the like of aluminium	6,272	16,144	3,564	26,161
7615190000	Oth table, kitchen/oth householdarticles & parts thereof of aluminium	182,879	648,226	408,556	1,200,234
7615201000	Bedpans, urinals ( portable type )and chamber	0	16	0	521
7615209000	Other sanitary ware and parts thereofof aluminium	54,801	487,688	182,988	1,014,968
7616101000	Nails of aluminium	48,404	364,743	38,333	823,528
7616102000	Staples and hooks of aluminium	43,611	306,029	122,897	699,320
7616109000	Tacks, rivets,cotters,cotter pinsand washers of aluminium	96,521	759,666	589,749	3,816,735
7616910000	Other cloth, grill, nettingand fencing, of aluminium wire	76,061	356,089	73,333	348,800
7616992000	Ferrules for use in the manufactureof pencils	877	18,082	12,468	201,181
7616993000	Alum.slugs, round, of such dim. thatthe thick's>one tenth of the diameter	60,811	509,213	182,206	2,099,415
7616994000	Bobbins, spools, reels and similarsupports for textile yarn	1,398	48,537	61,373	215,408
7616996000	Latex spouts and latex cups	0	33	0	304
7616999010	Venetian blinds	1,148	30,079	15,529	142,311
7616999090	Other articles of aluminium	403,938	2,898,449	1,666,206	11,575,198
7801100000	Refined lead	3,524,071	32,314,539	7,441,943	77,696,010
7801910000	Oth unwrought lead&containing by wgtantimony as the principal oth element	2,390,596	26,811,732	4,558,269	62,952,029
7801991000	Oth unwrought lead&containing by wgtunrefined	0	8	0	3,260
7801999000	Oth unwrought lead&containing by wgt	453,817	4,178,987	922,071	9,681,948
7802000000	Lead waste and scrap.	0	1	0	247
7804110000	Sheets, strip and foilof a thickness < 0,2 mm	2,982	52,304	15,655	255,913
7804190010	Lead embossed, cut to shape, perfortd,coated,printed, backed, reinforce mtrial	247	5,571	11,959	54,532
7804190090	Oth.lead plates, sheets, strip andfoil, lead	3,520	39,499	63,695	766,815
7804200000	Powders and flakes	43,059	102,218	4,318	13,738
7806002000	Other articles of lead,bars,rods,profiles and wire	4,487	109,867	128,491	922,653
7806003000	Other articles of lead,tubes,pipesand tube or pipe fittings (for	3,747	17,290	65,927	136,877
7806009010	Lead wool,washers,electro-plating anodes	0	398,201	0	1,286,697
7806009090	Other articles of lead	12,054	84,007	92,603	617,981
7901110000	Zinc not alloyed containingby weight 99.99% or more of zinc	4,856,464	43,899,255	9,592,233	102,875,170
7901120000	Zinc not alloyed containingby weight < 99.99% of zinc	3,681,870	29,040,352	7,516,374	71,874,800
7901200000	Zinc alloys	903,836	8,837,646	1,919,182	22,224,468
7902000000	Zinc waste and scrap.	0	8	0	159

**I.3. IMPOR MENURUT KOMODITI / IMPORT BY HS COMMODITY**  
**\*\*\* AGUSTUS / AUGUST 2008 \*\*\***

HS	Uraian Komoditi Commodity Description	Berat Bersih / Net Weight (Kg)		Nilai / Value C.I.F (US\$)	
		Bulan ini Current Month	Kumulatif Cum.Jan. to date	Bulan ini Current Month	Kumulatif Cum.Jan. to date
7903100000	Zinc dust	212,076	1,288,265	574,817	3,889,653
7903900000	Zinc powders and flakes	89,337	966,114	325,948	3,723,113
7904000010	Zinc wire, bars, rods, not surface treated	22,938	123,269	63,779	334,128
7904000090	Zinc profiles	2,588	767,545	6,397	914,283
7905001010	Zinc plates, sheets, strip not surfacetreated	99,509	2,092,092	76,743	2,176,557
7905001020	Zinc plates, sheets, strip surfacetreated	6,129	351,580	2,108	448,177
7905002010	Zinc foil not surface treated	150,000	597,753	45,225	235,596
7905002090	Zinc foil Surface treated	30,387	92,480	68,076	157,387
7907003000	Gutters, roof capping, skylight frames& oth fabricated building components	65,403	730,532	55,787	1,430,635
7907004000	Zinc tubes, pipes, tube, pipe fittings(cuoplings, elbows, sleeves)	2,059	128,201	5,933	885,634
7907009010	Electro-plating anodes; stencil plates	36,519	245,182	67,274	625,815
7907009020	Domestic articles and parts thereof	0	220,539	0	169,340
7907009090	Oth articles of zinc oth than domestic	137,545	1,640,758	420,723	4,664,074
8001100000	Tin, not alloyed	21,185	154,867	57,773	645,388
8001200000	Tin alloys	46,941	578,625	756,394	4,230,872
8002000000	Tin waste and scrap.	0	70,659	0	133,896
8003000000	Tin bars, rods, profiles and wire.	79,716	492,027	1,461,860	9,636,166
8007002000	Other articles of tin, sheets and strip, Plates, thickness > 0,2mm	834,018	5,306,933	1,105,931	4,970,534
8007003000	Tin-foil (whether or not printed or backper), thick < 0,2 mm, powder & flakes	449	9,340	2,626	10,682
8007004000	Tin-Tubbes, pipes and tube or pipe fitti(for example, couplings, elbows, sleeves)	0	1,210	0	5,612
8007009010	article of tin, Collapsible tubes fordentifrices, colours, and the like,	0	1,542	0	25,925
8007009090	Other articles of tin	81,923	374,267	175,679	1,390,310
8101100000	Tungsten (wolfram) powders	7,041	34,005	19,525	264,483
8101940000	Unwrought tungsten, including barsand rods obtained simply by sintering	4	6,922	1,622	183,834
8101960000	Tungsten wire	2,364	17,525	37,041	281,816
8101990010	Tungsten bar&rods, oth than those obtaineplly by sintering, profiles, sheet, strip	0	2,552	0	50,189
8101990090	Other tungsten (wolfram)	404	30,325	36,186	740,119
8102100000	Molybdenum powders	17	12,725	151	159,991
8102950000	Molybdenum bar&rods, o. than those obt'd simp. by sintering, profiles, strip&foil	6,000	46,114	444,000	1,931,383
8102960000	Molybdenum wire	557	7,423	62,746	747,020
8102990000	Other molybdenum	0	1,291	0	163,691
8103200000	Unwrought tantalum, including bars and rods obt'd simp. by sintering; powders	80	6,574	37,932	896,378
8103900000	Other tantalum	0	24	0	1,397
8104110000	Unwrought magnesium containing at least 99.8 % by weight of magnesium	101,211	800,900	546,043	3,571,114
8104190000	Other unwrought magnesium	370	18,065	976	63,937
8104300000	Magnesium raspings, turnings & granules, graded according to size; powders	2,541	74,546	2,993	642,201
8104900000	Other magnesium	79	57,936	1,373	218,308
8105201000	Unwrought cobalt	308	469	40,047	61,761
8105209000	Mattes cobalt; cobalt powders	397	4,208	39,981	328,190
8105300000	Cobalt mattes waste and scrap	0	812	0	2,309
8105900000	Other cobalt mattes	5,652	10,567	271,237	701,412
8106001000	Unwrought bismuth; waste and scrap; powders	0	2,875	0	76,090
8107200000	Unwrought cadmium, powders	0	535	0	15,733
8107900000	Other cadmium	43	20,546	695	76,471
8108200000	Unwrought titanium; powders	0	24,314	0	172,984
8108900000	Other titanium	215,873	907,037	6,297,472	15,064,034
8109200000	Unwrought zirconium; powders	0	44,067	0	47,124
8109900000	Other zirconium	605	38,601	3,000	153,319
8110100000	Unwrought antimony; powders	34,060	153,060	212,342	928,530
8110200000	Antimony waste and scrap	0	7,518	0	67,954
8110900000	Other antimony	0	32,127	0	454,594
8111000000	Manganese and articles thereof, includewaste and scrap.	2	41,468	30	184,113
8112120000	Unwrought beryllium; powders	0	60	0	2,268
8112190000	Other beryllium	8,644	13,181	295,879	411,592
8112210000	Unwrought chromium; powders	0	5,719	0	68,165
8112290000	Other Chromium	420	428	1,173	1,573
8112990000	Other thallium	0	101	0	8,116
8113000000	Cermets and articles thereof, including waste	0	1	0	1
8201100000	Spades and shovels	341	19,426	5,528	149,374
8201200000	Forks	11	18,801	150	58,660
8201301000	Hoes (mamooties) and rakes	66	614	1,056	10,550
8201309000	Mattocks and picks	2,080	3,405	11,363	32,719
8201400000	Axes, bill hooks and similar hewing tool	71	228	792	4,336
8201500000	Secateurs & similar one-handed pruners and shears (including poultry shears)	1,415	120,795	1,524	166,988
8201600000	Hedge shears, two-handed pruning shears and similar two handed shears	0	2	0	65
8201900000	Other hand tools of a kind used in agriculture, horticulture or forestry	0	3,200	0	12,439
8202100000	Hand saws	136,830	867,821	215,425	1,115,935
8202200000	Band saw blades	95,044	469,049	174,026	1,872,272
8202310000	Circular saw blades with working part of steel	6,414	55,902	38,264	284,090
8202390000	Other circular saw blades, including parts	41,907	376,939	121,142	1,180,053
8202400000	Chain saw blades	35,666	574,924	58,612	597,579
8202910000	Straight saw blades for working metal	7,769	50,568	20,810	97,471
8202991000	Straight saw blades	56,389	81,981	59,826	136,916

**I.3. IMPOR MENURUT KOMODITI / IMPORT BY HS COMMODITY**  
**\*\*\* AGUSTUS / AUGUST 2008 \*\*\***

HS	Uraian Komoditi Commodity Description	Berat Bersih / Net Weight (Kg)		Nilai / Value C.I.F (US\$)	
		Bulan ini Current Month	Kumulatif Cum.Jan. to date	Bulan ini Current Month	Kumulatif Cum.Jan. to date
8202999000	Other saw blades	127,993	957,757	673,032	3,932,403
8203100000	Files, rasps and similar tools	66,590	439,888	154,423	1,546,850
8203200000	Pliers (including cutting pliers),pincers, tweezers and similar tools	360,378	1,886,801	734,427	4,235,991
8203300000	Metal cutting shears and similar tools	61,556	483,045	99,812	1,127,091
8203400000	Pipe-cutters, bolt croppers,perforating punches, and similar tools	71,209	564,286	717,454	2,384,890
8204110000	Hand operated spanners and wrencheson - adjustable	553,928	2,391,178	1,157,768	5,021,269
8204120000	Hand operated spanners and wrenchesadjustable	496,416	2,042,238	719,848	3,879,384
8204200000	Interchangeable spanner sockets,with or without handles	115,228	1,341,476	328,308	3,175,264
8205100000	Drilling, threading or tapping tools	119,836	658,410	499,623	2,773,711
8205200000	Hammers and sledge hammers	415,812	2,791,877	518,954	4,046,607
8205300000	Planes, chisels, gouges andsimilar cutting	163,021	854,221	194,043	962,019
8205400000	Screwdrivers	196,788	1,485,088	363,124	2,729,097
8205511000	Flat irons	11,062	46,956	23,208	85,481
8205519000	Other household tools	17,493	143,493	105,531	445,847
8205590000	Other hand tools , oth than householdtools	450,639	2,508,682	1,016,350	5,739,296
8205600000	Blow lamps	6,877	24,335	10,711	44,002
8205700000	Vices, clamps and the like	200,135	1,556,516	694,446	3,516,575
8205800000	Anvils; portable forges; hand-/pedal-op'ted grinding wheels with frameworks	34,684	431,934	58,854	288,272
8205900000	Sets of articles of two or moreof the foregoing subheadings	173,115	555,853	1,547,367	3,624,605
8206000000	Tools of two/more of the headings82.02to82.05 put up in sets for retail sale	107,828	656,264	437,955	3,129,446
8207130000	Rock drilling or earth boring toolswith working part of cermet	4,164	39,723	106,965	747,511
8207190000	Other rock drilling or earth boringtools, including parts	107,840	1,776,082	2,693,574	31,222,949
8207200000	Dies for drawing or extruding metal	31,116	549,354	482,121	6,651,793
8207300000	Tools for pressing, stampingor punching	132,979	1,091,536	1,886,862	15,822,322
8207400000	Tools for tapping or threading	33,176	223,955	557,238	2,876,693
8207500000	Tools for drilling,other than for rock drilling	68,747	556,484	1,546,601	9,509,146
8207600000	Tools for boring or broaching	29,338	159,821	268,704	3,815,421
8207700000	Tools for milling	6,077	106,060	337,856	3,040,007
8207800000	Tools for turning	3,451	246,193	272,160	2,831,097
8207900000	Other interchangeable tools	77,121	414,672	1,884,992	12,190,540
8208100000	Knives and cutting bladesfor metal working	7,299	225,089	490,591	4,235,405
8208200000	Knives and cutting bladesfor wood working	102,993	849,086	594,843	4,705,207
8208300000	Knives&cutting blades f kitchen app'es/for mach. used by the food industry	10,610	154,599	40,460	413,014
8208400000	Knives&cutting blades for agricultural, horticultural or forestry machines	2,646	26,828	34,258	177,399
8208900000	Other knives and cutting blades	166,544	1,332,923	1,390,481	11,593,847
8209000000	Plates, sticks, tipsand the like for tools,	18,021	1,270,016	807,703	7,060,100
8210000000	Hand-operated mechanicalappliances, weighing	112,011	502,507	297,869	851,406
8211100000	Knives with cutting blades,serratedor not and sets of assorted articles	3,828	160,496	19,622	2,465,283
8211910000	Table knives having fixed blades	23,909	161,565	136,558	726,280
8211925010	knives ,fix blades, handle of base metalfor agricultural, horticultural/forestry	0	3,708	0	5,089
8211925090	knives , fix blades,handle oth than metalfor agricultural, horticultural/forestry	1,235	32,199	1,441	25,298
8211929010	Flick or spring knives; hunting,divingand scouts knives,penknives;blades>15 cm	2,058	38,512	3,824	55,868
8211929020	Other knives having fixed bladeswith handle of base metal	2,388	24,666	5,399	43,068
8211929090	Other knives having fixed bladeswith handle oth than base metal	28,704	107,603	115,701	465,028
8211932010	Knives,oth than fixed blades,with handlebase metal, for agricultural, forestry	0	7,296	0	6,080
8211932090	Knives,oth than fixed blades,handle oththan metal, for agricultural, forestry	1,351	1,995	864	3,726
8211939010	Knives having other than fixed bladeswith handle of base metal	0	9,749	0	11,976
8211939090	Knives having other than fixed blades,with handle oth than base metal	44,022	120,368	72,218	267,829
8211940000	Blades with handle of base metal	39,228	142,145	107,325	747,018
8211950000	Knives with handles of base metal	14,028	61,036	30,058	104,421
8212100000	Razors	1,919	104,779	4,529	567,071
8212201000	Safety razor bladeswith double-edged razor blades	93,682	893,463	1,652,514	12,989,074
8212209000	Other razors and razor blades	76,413	340,507	93,179	496,981
8212900000	Other parts of razors and razor blade	172	6,132	238	28,343
8213000000	Scissors, tailors' shearsand similar shears,	127,995	781,856	184,848	1,299,432
8214100000	Ppr knives,litr openers,erasing knives,pencil sharpeners and blades therefor	153,153	1,044,705	258,033	1,622,366
8214200000	Manicure or pedicure setsand instruments	60,279	280,463	177,572	667,913
8214900000	Other articles of cutlery	68,628	562,466	148,159	873,471
8215100000	Spoons,forks,ladles,skimmer,cake serv.&fish knives sets of assorted articles	43,550	148,954	36,502	494,289
8215200000	Similar kitchen and tableware,other sets of assorted articles	55,146	310,834	93,537	553,500
8215910000	Similar kitchen and tablewareplated with precious metal	0	27,213	0	54,977
8215990000	Other similar kitchen and tableware	405,718	2,752,053	702,534	4,078,062
8301100000	Padlocks	616,918	3,668,280	870,005	4,187,476
8301200000	Locks of a kind used f motor vehicles	240,049	1,443,417	2,353,095	13,859,150
8301300000	Locks of a kind used for furniture	577,991	4,179,864	631,122	4,089,784
8301400000	Other locks	796,188	5,979,414	1,100,934	8,557,897
8301500000	Clasps and frames with clasps,incorporating locks	74,587	258,248	161,229	880,376
8301600000	Parts of padlocks and lock	497,916	3,508,948	2,108,761	16,867,285
8301700000	Keys presented separately	45,565	149,680	47,410	285,939
8302100000	Hinges	1,792,406	9,935,521	2,231,456	10,008,208
8302200000	Castors	332,281	2,550,952	608,670	3,661,244
8302300000	Oth mountings, fittings and similararticles suitable for motor vehicles	248,769	2,719,390	1,681,156	17,836,607
8302413010	Hasps ; suitable for buildingsuitable for building	204,574	1,776,162	159,612	1,116,772

I.3. IMPOR MENURUT KOMODITI / IMPORT BY HS COMMODITY

\*\*\* AGUSTUS / AUGUST 2008 \*\*\*

HS	Uraian Komoditi Commodity Description	Berat Bersih / Net Weight (Kg)		Nilai / Value C.I.F (US\$)	
		Bulan ini Current Month	Kumulatif Cum.Jan. to date	Bulan ini Current Month	Kumulatif Cum.Jan. to date
8302413090	Bolts, hooks, eyes and staplesuitable for building	144,660	643,258	134,961	656,536
8302419000	Other mountingsuitable for building	756,290	4,377,553	959,145	5,688,364
8302421000	Bolts and haspsuitable for furniture	77,721	289,277	74,227	350,192
8302429000	Other Mounting ; suitable for furniture	1,780,846	10,971,292	2,702,002	15,365,778
8302491000	Mounting of a kind suitable for saddlery	85	79,812	1,787	207,653
8302499000	Other mounting ; oth than of a kindsuitable for saddlery	424,900	2,776,385	760,327	4,460,442
8302500000	Hat-racks,hat-pegs, bracketsand similar fixtures	76,668	1,002,319	97,443	1,652,353
8302600000	Automatic door closers	96,075	444,833	204,439	905,123
8303000000	Armoured/reinforced safes,strong-boxesand doors and safe deposit lockers	232,213	2,043,609	398,880	3,261,296
8304001000	Filing cabinets or card-index cabinets	33,179	766,023	41,909	1,296,320
8304002000	Office or desk equipment of copper orof lead	3,409	69,718	4,390	189,033
8304009000	Other similar office or desk equipment	294,072	1,979,725	800,688	5,023,751
8305101000	Fittings for double loop wire bindersdouble loop wire binders	4,804	30,002	16,672	78,336
8305109000	Fittings for loose-leaf binders or filesoth than double loop wire binders	173,397	1,381,908	284,715	1,590,296
8305200000	Staples in strips	350,671	1,755,040	379,456	1,751,906
8305900000	Letter coners, paper clips, indexingtagsoffice articles	204,440	1,380,634	498,113	3,230,213
8306101000	Bells for cycles	9,194	98,902	9,249	127,192
8306102000	Bells, gongs and the like, of copper	8,483	10,136	3,216	10,369
8306109000	Bells, gongs and the like,oth than of copper	9,292	63,032	38,911	269,933
8306210000	Statuetes and other ornamenplated with precious metal	0	89	0	1,094
8306291000	Statuetes and other ornamen, of copperor lead	2,177	2,332	1,836	3,092
8306299000	Statuetes and other ornamen, of oth thancopper or lead	7,261	80,968	17,024	191,642
8306301000	Photograph, picture or similar frames;mirrors : of copper	0	15	0	10
8306309000	Photograph, picture or similar frames;mirrors : of oth than copper	36,619	502,498	68,597	879,987
8307100000	Flexible tubing of base metal, withor without fitting of iron or steel	99,433	1,168,636	405,054	4,757,626
8307900000	Flexible tubing of base metal, with orwithout fitting of other base metal	28,035	328,110	75,889	1,286,836
8308100000	Hooks,eyes&eyelet o base metal of a k.used f cloth,footwear,awnings&handbags	263,605	2,121,402	1,719,731	13,599,553
8308200000	Tubular/bifurcated rivets of bs metalof a kind used for clothing,footwear	31,869	199,054	170,106	1,525,331
8308901000	Beads of base metal	12,359	96,278	48,892	1,107,617
8308902000	Spangles of base metal	775	42,060	8,793	454,105
8308909000	Other clups and parts	450,766	2,918,044	1,471,312	11,485,705
8309100000	Crown corks of packing accessoriesof base metal	13,612	57,329	34,518	165,075
8309901000	Capsules for bottles of base metal	3,176	74,780	13,529	297,979
8309902000	Top ends of alum. cans of base metal	426,248	1,579,758	2,538,203	8,891,340
8309903000	Other caps for cans of base metal	288,871	1,558,371	632,407	1,893,756
8309904000	Bungs for metal drums; bung covers;seals;case corner protectors	9,409	131,195	82,589	870,566
8309905000	Oth packing accessories, of aluminium	50,064	441,134	411,231	3,396,296
8309909000	Oth packing accessories, of base metal	115,941	826,890	1,104,068	7,359,961
8310000000	Sign , name, address and similar plates,numbers, and oth symbols, of base metal	68,148	362,987	1,275,680	4,190,924
8311101000	Coated electrodes of base metal,for electric arc-welding : In rolls	352,876	4,923,976	530,086	5,804,349
8311109000	Coated electrodes of base metal,for electric arc-welding, In oth than rolls	1,297,051	16,326,502	4,814,193	33,050,354
8311201000	Cored wire of base metal, for electric arc-welding : In rolls	358,020	3,572,914	717,791	6,985,264
8311209000	Cored wire of base metal, for electric arc-welding : In oth than rolls	134,466	1,370,268	358,340	2,910,664
8311301000	Coated rods &core wire of base metalfor sold,braz/welding by flame in roll	178,302	2,553,287	591,835	6,390,606
8311309000	Coated rods & core wire, base metal,for sold,braz/weld by flame in oth than roll	86,435	1,046,142	713,249	5,155,095
8311900000	wire and rods, of agglomerated basemetal powder, used for metal spraying.	461,586	2,521,310	809,581	6,545,602
8401100000	Nuclear reactors	2,212	29,395	26,859	119,856
8401200000	Machin and app for isotopic separation,and parts thereof non-irradiated	0	21,437	0	225,891
8401300000	Fuel elements (cartridges),	0	2,461	0	40,970
8401400000	Parts of nuclear reactors	1	4,027	4	120,646
8402111000	Watertube boiler electric with a steamproduction exceeding 45 tons per hour	2,153,530	3,458,146	12,497,985	15,638,749
8402112000	Watertube boiler not electric with asteam production exceeding 45 tons/ hour	0	2,266	0	15,203
8402121100	Watertube boilers elect. with a steam15 tons <= steam prod.< 45tons/hours	989,917	2,495,109	2,052,735	5,558,007
8402121900	Watertube boilers electric with asteam prod < 15 tons /hours	81,639	1,920,134	225,076	7,237,197
8402122100	Watertube boilers not elect. with steam15 tons <= steam prod.< 45tons/hours	0	1,491,489	0	2,842,288
8402122900	Watertube boilers not electric with a15 tons <= steam prod.< 45tons/hours	106,934	1,039,114	252,824	2,534,076
8402191100	Electric boilers with a steamprod.< 15 tons/hours	13,504	37,506	16,800	57,595
8402191900	Oth vapour elect generating boilers,inclhybrid boilers, steam prod<=15 ton/hours	32,000	574,326	208,834	1,746,118
8402192100	Oth not-elect generating boilers,inclhybrid boilers, steam prod >15 ton/hours	7,000	10,685	14,721	29,406
8402192900	Oth not-elect generating boilers,inclhybrid boilers, steam prod<=15 ton/hours	139,635	434,992	489,513	1,658,755
8402201000	Electric super heated water boilerselectrically operated	0	28,284	0	61,808
8402202000	Electric super heated water boilers not electrically operated	0	6,986	0	52,703
8402901000	Boiler bodies or shellsgenerating boilers	630,342	2,575,436	1,272,611	7,327,675
8402909000	Other parts of steam or other vapourgenerating boilers	1,158,187	10,686,321	2,123,783	68,029,636
8403100000	Boilers of central heating boilers otherthan those of heading 84.02.	817,451	2,576,974	946,605	7,288,586
8403901000	Boiler bodies or shells central heatingboilers oth than those of heading 84.02.	18,277	1,076,746	27,385	2,050,162
8403909000	Other part of central heating boilersoth than those of heading 84.02.	46,867	2,626,297	144,936	8,244,713
8404101010	Soot remover for use with boilers ofheading 84.02	7	46,115	1,686	706,051
8404101090	Oth auxiliary plant for use with boilersof heading 84.02	5,698,653	17,402,399	26,972,447	69,702,554
8404102000	Oth auxiliary plant for use with boilersof heading 84.03	668,616	1,229,768	2,126,364	4,190,585
8404200000	Condensers for steam orother vapour power units	1,698	563,842	7,556	4,674,612
8404901100	Boiler bodies or shellsof goods of subheading 8404.10.10 :	18,564	26,123	144,330	366,682
8404901900	Part oth than boiler bodies or shellsof goods of subheading 8404.10.10 :	102	185,627	3,160	737,795

I.3. IMPOR MENURUT KOMODITI / IMPORT BY HS COMMODITY

\*\*\* AGUSTUS / AUGUST 2008 \*\*\*

HS	Uraian Komoditi Commodity Description	Berat Bersih / Net Weight (Kg)		Nilai / Value C.I.F (US\$)	
		Bulan ini Current Month	Kumulatif Cum.Jan. to date	Bulan ini Current Month	Kumulatif Cum.Jan. to date
8404902100	Boiler bodies or shells of goods of subheading 8404.10.20 :	0	65,772	0	100,501
8404902900	Part oth than boiler bodies or shells of goods of subheading 8404.10.20 :	138	1,592,225	600	10,950,047
8404909000	Other parts of auxiliary machinery for use with boilers	4,518,493	9,759,067	27,439,156	52,687,911
8405100000	Producer gas/water gas generators, with or without purifiers; acetylene gas	392,214	2,954,202	5,530,622	22,794,622
8405900000	Parts of producer gas or water generators	18,404	2,206,303	190,031	9,114,766
8406100000	Turbines for marine propulsion	1,235	12,056	10,273	172,821
8406810000	Turbines oth than marine propulsion of an output exceeding 40 MW	1,315,356	17,191,699	9,351,330	97,976,739
8406820000	Turbines oth than marine propulsion of an output not exceeding 40 MW	100,904	2,693,252	827,645	20,535,594
8406900000	Parts of steam turbines and parts	249,554	4,565,144	1,239,616	43,958,020
8407100000	Spark-ignition reciprocating piston engines for aircraft	12,245	60,123	8,079,207	35,206,196
8407210000	Outboard motors, marine propulsion engines	92,186	2,025,445	1,877,377	32,293,553
8407291000	Spark-ignition reciprocating piston engine for marine propulsion, output <= 22.38kw	270,604	1,965,649	970,259	9,539,523
8407299000	Spark-ignition reciprocating piston engine for marine propulsion, output > 22.38kw	73,372	317,323	2,219,257	4,152,887
8407310000	Reciprocating piston engine of vehicle of chapter 87, capacity <= 50 cc	0	45,114	0	52,573
8407320000	Reciprocating piston engine of vehicle of chapter 87, capacity > 50 cc <= 250 cc	1,574,049	10,101,565	14,714,894	85,657,931
8407330000	Reciprocating piston engine of vehicle of chapter 87, capacity > 250 cc <= 1000 cc	371	881	740	32,784
8407341000	Piston engine for pedestrian controlled tractors, cylinder capacity <= 1,100 cc	10,580	250,516	187,210	1,591,998
8407343000	Spark-ignition reciprocating piston engine of acyl. capacity exc. 1000 cc for vehicle of hd 87.11	1,608	18,464	34,372	410,771
8407349000	Piston engine of a capacity exc. 1000 cc for tractors, vehicle of hd 87.11, 87.01	675,669	6,482,154	4,880,359	43,184,874
8407901000	Oth spark-ignition reciprocating piston engine of a power not exceeding 18.65 kw	441,482	2,552,305	1,469,485	5,166,725
8407902000	Oth spark-ignition reciprocating piston engine of a power > 18.65 kw and <= 22.38	1,220	62,766	1,549	77,340
8407909000	Oth spark-ignition reciprocating piston engine of a power > 22.38kw (30hp)	60,538	292,561	266,382	878,859
8408104000	Compressor-ignition piston engine for marine propulsion of a power not exceeding 750 kw	1,001,833	5,640,713	1,569,767	8,357,707
8408109000	Compressor-ignition piston engine for marine propulsion of a power exceeding 750 kw	86,055	3,461,492	667,766	61,130,058
8408201100	Compressor-ignition piston engines for vehicles 8701.10, output <= 60 kw	0	63,989	0	995,998
8408201200	Compressor-ignition piston engine oth for vehicles 8701.10, output <= 60kw, fully assembled	632,511	3,864,443	765,532	4,725,980
8408201900	Compressor-ignition piston engines for vehicles 87, not fully assembled, output < 60kw	801,789	2,903,797	5,606,951	24,254,779
8408209100	Compressor-ignition piston engines for vehicles 8701.10, oth output not exceeding 60 kw	0	2,007	0	36,095
8408209200	Compressor-ignition piston engine oth for vehicles 8701.10, oth output <= 60kw, full assembled	948,193	5,793,201	11,810,228	65,559,903
8408209900	Compressor-ignition piston engines oth for vehicle 8701.10, oth output <= 60kw, not fully assembled	4,310	332,709	397,812	3,335,711
8408901010	Compressor-ignition piston engine for earth moving machinery, of an output not exceeding 60 kw	10,993	699,520	100,025	6,097,831
8408901020	Compressor-ignition piston engine, railway loco/tramway vehicle, of output not exceeding 18.65 kw	6,500	16,573	19,000	40,638
8408901090	Compressor-ignition piston engine oth for earth moving machinery, railway loco, output not exceeding 18.65kw	1,703,593	17,152,468	2,729,038	19,733,213
8408905010	Compressor-ignition piston engine for earth moving machinery, of an output exc. 100 kw	34,992	173,812	184,964	3,263,125
8408905020	Compressor-ignition piston engine for railway loco/tramway vehicle, of an output exc. 100 kw	9,940	10,000	311,014	312,187
8408905090	Compressor-ignition piston engine oth for earth moving machinery, railway loco, an output exc. 100 kw	731,537	4,528,006	6,393,478	43,711,890
8408909100	Compressor-ignition piston engine for earth moving machinery, oth output > 100kw, and <= 18.65 kw	112,520	892,084	151,730	1,058,233
8408909200	Compressor-ignition piston engine for railway loco/tramway vehicle, oth output > 100kw, and <= 18.65kw	0	99,323	0	657,382
8408909900	Compressor-ignition piston engine oth, earth moving machinery loco, oth output exc. 100kw, not 18.65	713,395	7,572,616	1,933,780	13,916,140
8409100000	Parts suitable for aircraft engines	1,457	45,439	392,961	5,162,919
8409911100	Carburetors & parts thereof for earth moving machinery, spark-ignition	21,238	152,387	353,853	5,571,954
8409911200	Cylinder blocks for earth moving machinery, spark-ignition	2,734	19,124	18,639	122,144
8409911300	Cylinder liners for earth moving machinery, spark-ignition	5,762	63,600	38,899	778,356
8409911400	Heads and head covers for earth moving machinery, spark-ignition	30,580	197,774	304,859	1,984,249
8409911500	Pistons for earth moving machinery, spark-ignition	21,824	164,427	211,681	2,242,114
8409911600	Piston rings, gudgeon pins for earth moving machinery, spark-ignition	29,408	215,429	532,811	7,064,710
8409911900	Oth parts suitable for earth moving machinery, spark-ignition	67,103	348,273	220,472	2,405,063
8409912100	Carburetors & parts thereof for vehicles of chapter 87, power <= 22.38 kw, spark-ignition	5,599	91,820	47,033	794,471
8409912200	Cylinder blocks for vehicle of head 87.01 power <= 22.38 kw, spark-ignition	8,165	24,599	38,206	204,301
8409912300	Cylinder liners for vehicle of head 87.01 power <= 22.38 kw, spark-ignition	958	6,802	5,803	42,400
8409912400	Heads and head covers for vehicles of chapter 87, power <= 22.38 kw, spark-ignition	1,073	14,285	37,655	169,097
8409912500	Pistons for vehicles of chapter 87, power <= 22.38 kw, spark-ignition	9,996	25,280	75,246	552,312
8409912600	Piston rings & gudgeon pins for vehicles of chapter 87, power <= 22.38 kw, spark-ignition	48	1,952	2,742	6,586
8409912900	Oth parts suitable for vehicles of chapter 87, power <= 22.38 kw, spark-ignition	15,485	51,863	322,404	1,301,525
8409914100	Carburetors and parts thereof for vehicles of chapter 87.11, spark-ignition	616,460	3,570,245	13,928,806	81,664,355
8409914200	Cylinder blocks, crank cases for vehicles of chapter 87.11, spark-ignition	297,034	2,045,197	1,602,975	12,041,733
8409914300	Cylinder liners for vehicles of chapter 87.11, spark-ignition	618	48,708	5,627	77,737
8409914400	Heads and head covers for vehicles of chapter 87.11, spark-ignition	249,585	1,831,051	3,920,143	30,138,803
8409914500	Pistons for vehicles of chapter 87.11, spark-ignition	84,190	575,073	594,623	4,377,399
8409914600	Piston rings and gudgeon pins for vehicles of chapter 87.11, spark-ignition	18,439	191,343	672,846	3,920,311
8409914900	Oth parts suitable for vehicles of chapter 87.11, spark-ignition	445,200	3,012,223	7,207,386	50,144,834
8409915100	Carburetors and parts thereof for other vehicles of chapter 87, spark-ignition	58,394	371,769	1,080,610	7,130,694
8409915200	Cylinder blocks, crank cases for other vehicles of chapter 87, spark-ignition	445,779	3,133,026	5,336,722	38,051,153
8409915300	Cylinder liners for other vehicles of chapter 87, spark-ignition	29,146	336,176	47,057	586,246
8409915400	Heads and head covers for other vehicles of chapter 87, spark-ignition	124,911	691,636	971,502	5,974,823
8409915500	Pistons for other vehicles of chapter 87, spark-ignition	49,259	474,324	808,914	7,395,667
8409915600	Piston rings and gudgeon pins for other vehicles of chapter 87, spark-ignition	103,471	602,751	1,008,714	6,749,373
8409915900	Oth parts suitable for vehicles of chapter 87, spark-ignition	1,096,779	8,454,259	13,527,045	105,596,209
8409916100	Cyl. block, crank case, marine propulsion engine, power <= 22.38kw for vessels of 89 spark-ignition	2,025	5,782	14,566	18,855
8409916200	Piston for marine propulsion engine, power <= 22.38 kw for vessels of 89, spark-ignition	2,823	28,709	1,946	21,535
8409916300	Oth for vessels of chapter 89, marine propulsion engine of a power <= 22.38 kw, spark-ignition	2,786	64,455	7,365	593,705
8409916400	Cyl. block, crank cases, marine propulsion engine power > 22.38kw for chapter 89, spark-ignition	231	12,439	12,685	123,275
8409916500	Pistons for marine propulsion engine of power > 22.38 kw for vessels of 89, spark-ignition	37	17,758	383	235,262



I.3. IMPOR MENURUT KOMODITI / IMPORT BY HS COMMODITY

\*\*\* AGUSTUS / AUGUST 2008 \*\*\*

HS	Uraian Komoditi Commodity Description	Berat Bersih / Net Weight (Kg)		Nilai / Value C.I.F (US\$)	
		Bulan ini Current Month	Kumulatif Cum.Jan. to date	Bulan ini Current Month	Kumulatif Cum.Jan. to date
8409916600	Oth.for chapt.89 for marine propuls eng.of a power>22.38 kw, spark-ignition	5,901	119,176	71,913	753,349
8409917100	Carburettors & parts thereof for othengines, spark-ignition	1,699	57,425	6,933	130,075
8409917200	Cylinder block for oth eng,spark-ign	62,578	580,886	71,898	1,471,225
8409917300	Cylinder liner for oth eng,spark-ign	41,178	274,669	213,998	1,077,088
8409917400	Heads and head cover for oth engines,spark-ignition	7,060	42,786	71,704	469,214
8409917500	Pistons for oth engines,spark-ignition	30,100	317,517	440,730	3,935,143
8409917600	Piston rings and gudgeon pins for othengines, spark-ignition	5,010	48,259	113,821	937,916
8409917900	Oth parts for oth engines,spark-ignition	314,018	2,580,933	2,056,030	18,781,022
8409991100	Carburettors & parts thereof for earthmoving machinery, comp-ignition	3,061	25,679	276,805	1,417,519
8409991200	Cylinder blocks for earth moving mach,comp-ignition	4,501	106,676	86,972	1,479,317
8409991300	Cylinder liners for earth moving mach,comp-ignition	1,620	46,633	5,195	130,628
8409991400	Heads and head cover for earth movingmachinery, comp-ignition	12,135	55,415	172,617	1,046,420
8409991500	Pistons for earth moving machinery,comp-ignition	5,219	56,171	50,326	332,339
8409991600	Piston ring & gudgeon pin for earth movemachinery, comp-ignition	5,472	12,981	53,546	132,419
8409991900	Oth parts suitable for earthmoving machinery, comp-ignition	73,438	341,587	1,086,783	4,655,005
8409992100	Carburettors&part thereof for vehiclesof 87.01 comp-ignition	18,831	93,374	16,786	86,514
8409992200	Cylindr blocks for vehicles of 87.01comp-ignition	96,851	443,393	78,500	399,993
8409992300	Cylindr liners for vehicles of 87.01comp-ignition	17,335	91,987	34,855	148,361
8409992400	Heads and head cover for vhcls of 87.01comp-ignition	5,686	56,976	13,944	215,882
8409992500	Pistons for vehicles of 87.01,comp-ignition	5,932	43,810	11,073	176,355
8409992600	Piston ring&gudgeon pin for vhcls of87.01 comp-ignition	2,496	4,998	4,963	12,543
8409992900	Oths parts suitable for vhcls 87.01,comp-ignition	97,253	1,439,084	135,005	9,971,615
8409994100	Caburettors and parts thereof for othvehicles of chapter 87, comp-ignition	106,441	412,912	1,242,835	4,436,862
8409994200	Cylinder blocks for oth vhcls of chapt87, comp-ignition	240,232	1,940,299	2,109,961	9,206,275
8409994300	Cylinder liners for oth vehicles ofchapter 87,comp-ignition	17,943	133,807	225,243	1,376,878
8409994400	Heads and head cover for vehicles ofchapter 87,comp-ignition	105,021	508,137	1,176,235	4,997,238
8409994500	Pistons for oth vehicles ofchapter 87,comp-ignition	44,143	354,804	281,021	1,330,603
8409994600	Pistons ring & gudgeon pins for vhcls ofchapter 87, comp-ignition	38,200	240,791	323,117	1,382,457
8409994900	Oth parts suitable for vehicles foroth vehicles 87, comp-ignition	497,301	3,900,970	5,529,784	32,755,081
8409995100	Cyl.block,crank case,marine propuls.eng.power<= 22.38kw for vssl of 89,comp-ign	551	6,158	1,910	5,477
8409995200	Piston for marine propul eng of power<=22.38 kw for vssls of 89,comp-ignition	4,365	4,559	6,993	23,200
8409995300	Oth.for vssls chapt.89,marine propul engof a power<= 22.38 kw, comp-ignition	41,030	64,801	72,583	132,658
8409995400	Cyl.block,crank cases,marine propuls engof power>22.38kw for vssl 89, comp-ign	1	1,678	18	65,549
8409995500	Pistons for marine propuls eng.of power> 22.38 kw for vssls of 89,comp-ign	48	789	90	6,735
8409995600	Oth.for vssls,chap89,marine propuls engof a power>22.38 kw, comp-ignition	6,479	80,678	46,736	682,600
8409996100	Carburettors & parts thereof for othengines, comp-ignition	11,447	38,829	23,479	77,207
8409996200	Cylinder blocks for oth engines,comp-ignition	15,429	284,852	58,429	1,400,360
8409996300	Cylinder liners for oth engines,comp-ignition	182,527	929,232	431,494	2,839,583
8409996400	Heads and head cover for oth engines,comp-ignition	36,386	275,623	286,553	2,547,469
8409996500	Pistons for oth engines, comp-ignition	44,220	486,640	218,623	3,443,792
8409996600	Piston rings and gudgeon pins for othengines, comp-ignition	2,846	117,147	59,779	829,288
8409996900	Oth parts for oth engines,comp-ignition	2,124,438	10,279,320	9,612,654	81,347,194
8410110000	Hydraulic turbine&water wheels of power<= 1,000 kw	131,427	1,131,557	1,658,379	11,609,627
8410120000	Hydraulic turbines and water wheels of a power>1,000 kw but not exceed 10,000 kw	626	94,860	2,870	824,922
8410130000	Hydraulic turbines and water wheels ofa power exceeding 10,000 kw	0	12,533	0	308,999
8410900000	Parts hydraulic turbines, water wheels,including regulators	81,897	1,032,729	1,541,240	11,095,485
8411110000	Turbo-jets of a thrust not exceed 25 kn	15,000	25,822	1,300	375,398
8411120000	Turbo-jets of a thrust exceeding 25 kn	9,394	549,524	2,005,578	12,684,063
8411210000	Turbo-propellers of a power not exceed1,100 kw	420	9,144	11,168	696,697
8411220000	Turbo-propellers of a power exceeding1,100 kw	0	123,203	0	3,686,560
8411810000	Oth gas turbines of a power not exceed5,000 kw	4,712	211,655	130,284	12,729,311
8411820000	Oth gas turbines of a power exceeding5,000 kw	449,114	1,956,980	6,970,318	54,289,634
8411910000	Parts of turbo-jets/turbo-propellers	5,356	63,474	266,619	4,815,344
8411990000	Oth parts of gas turbines	115,514	3,005,586	5,773,354	120,595,688
8412100000	Reaction engines oth than turbo-jets	1,567	35,155	32,268	163,238
8412210000	Hydraulic power engines and motorswith linear acting (cylinders)	244,321	1,825,475	1,831,326	15,178,771
8412290000	Oth hydraulic powerengines and motors	476,877	2,575,718	3,008,959	20,276,759
8412310000	Linear act (cylinders), for pneumaticpower engines and motors	7,553	58,807	264,685	1,848,899
8412390000	Oth linear acting (cylinders) forpneumatic power engines and motors	17,199	66,663	150,386	1,286,352
8412800000	Oth engines and motors	121,087	383,414	700,213	5,905,532
8412901000	Parts of reaction engines of subhead8412.10.00	857	53,210	21,128	243,863
8412909000	Oth parts of power engines & motors	87,236	679,374	1,009,002	6,702,292
8413110000	Pump fitted/design to a measu device fordispnsng fuel/lubric,used in fill stat	73,240	1,340,284	1,118,266	17,464,594
8413191000	Pumps fitted/designed to a measuringdevice electrically operated	102,046	923,945	1,245,321	12,813,593
8413192000	Pumps fitted/designed to a measuringdevice and not electrically operated	8,353	100,730	79,819	802,990
8413201000	Water pump for hand pump,oth than thoseof subheading 8413.11 or 8413.19	113,088	499,690	205,053	1,042,971
8413209000	Oth hand pumps, oth than thoseof subheading 8413.11 or 8413.19	113,460	1,238,702	437,950	4,937,663
8413301100	Fuel,lubric.,cool medium pump,earth movemach/motor vhcle, reciproc/rotary type	171,570	2,165,854	1,781,939	15,850,853
8413301900	Fuel,lubric.,cool medium pump,earth movemach/motor vhcl,not reciproc/rotary type	1,026,117	6,480,369	12,129,643	77,070,886
8413309100	Oth fuel,lubric,cool medium pumps,intercombust piston eng reciproc/rotary type	346,159	1,008,264	1,552,276	8,713,168
8413309900	Oth fuel,lubric,cool medium pumps,intercombust piston eng oth reciproc/rotary typ	115,681	1,140,694	1,318,685	15,389,293
8413401000	Concrete pumps, electrically operated	3	163,333	145	1,524,063
8413402000	Concrete pumps, not electric operated	0	15,186	0	94,248

I.3. IMPOR MENURUT KOMODITI / IMPORT BY HS COMMODITY

\*\*\* AGUSTUS / AUGUST 2008 \*\*\*

HS	Uraian Komoditi Commodity Description	Berat Bersih / Net Weight (Kg)		Nilai / Value C.I.F (US\$)	
		Bulan ini Current Month	Kumulatif Cum.Jan. to date	Bulan ini Current Month	Kumulatif Cum.Jan. to date
8413501000	Oth reciprocating positivedisplacement pumps, electric operated	140,559	641,936	1,554,892	7,727,519
8413502000	Oth reciprocating positivedisplacement pumps,not electric operated	157,330	560,409	3,804,493	4,569,351
8413601000	Oth rotary positive displacement pumps, electrically operated	243,769	1,014,200	1,006,388	5,944,244
8413602000	Oth rotary positive displacement pumps, not electrically operated	1,921	32,242	88,473	1,128,211
8413701000	Single stage,water pump for belt driveror direct coupling	635,577	3,140,932	1,720,067	11,373,635
8413702200	Impulse-turbo water pumps of < 100 w&electrically operated for household use	20,893	83,911	18,207	119,951
8413702900	Impulse-turbo water pumps of a capacity>100w electric operated for household use	1,095,542	7,007,242	8,564,611	48,257,734
8413703000	Oth centrifugal pumps not electricallyoperated	144,337	828,976	455,233	2,393,835
8413811000	Oth pumps, electrically operated	1,120,799	10,010,343	6,201,563	59,856,134
8413812000	Oth pumps, not electrically operated	301,494	1,278,386	2,539,605	10,277,173
8413821000	Liquid elevators, electrically operated	157,503	3,284,199	1,499,240	10,867,522
8413822000	Liquid elevators,not electric operated	813	259,391	53,913	3,533,457
8413911000	Parts of pumps of subheading 8413.20.10	20,076	377,003	211,453	3,021,977
8413912000	Parts of pumps of subheading 8413.20.90	23,470	334,722	51,199	1,305,360
8413913000	Parts of pumps of subheading 8413.70.10	27,961	406,923	289,743	4,662,297
8413914000	Parts of pumps of oth centrifugal pumps	155,350	1,483,266	1,804,851	16,192,607
8413915000	Parts of oth pumps,electric operated	1,383,989	7,313,414	6,418,213	54,864,075
8413919000	Parts of oth pumps,not electric operated	173,150	1,306,065	2,490,184	21,569,224
8413921000	Part of liquid elevator,electric operate	326,076	1,301,583	466,382	1,794,481
8413922000	Part of liquid elevators, nonelectrically operated	4,704	40,734	25,046	130,616
8414101000	Electrically operated, vacuum pumps	110,556	1,305,318	987,347	14,182,125
8414102000	Not electrically operated, vacuum pumps	9,119	54,494	120,411	695,080
8414201000	Bicycle pump,hand/foot operated air pump	136,472	1,227,922	129,018	1,040,445
8414209000	Oth than bicycle pump,hand/foot operatedair pumps	34,755	365,531	109,469	1,396,728
8414301000	Compressor , capacity>21kw/hourhaving displace/revolution >220cc	1,635,526	9,132,801	5,905,856	32,330,139
8414309000	Compress,oth.capacity>21kw/hour,have displace/revolution > 220cc	2,602,455	18,655,826	10,159,082	81,843,942
8414400000	Air compressors mounted on a wheeledchasis for towing	451,433	4,129,463	2,203,647	18,889,257
8414511000	Table fans & box fan with a self contelectric motor of an output <= 125 w	0	91,300	0	548,117
8414519000	Oth than table fan box fan wth self contelectric motor of an output <= 125 w	834,488	2,259,200	1,941,164	6,219,342
8414591000	Oth fans of a capacity <= 125 kw	66,097	658,322	475,746	4,595,128
8414599000	Oth fans oth of a capacity <= 125 kw	98,950	953,589	680,955	5,755,110
8414601000	Hoods having a max horizontal side notexceeding 120 cm, fitted with a filter	13,569	300,800	68,165	1,202,178
8414609000	Hoods having a max horizontal side notexceed 120 cm,not fitted with a filter	96,143	691,499	499,992	2,882,780
8414801100	Hoods having a maximum horizontal sideexceeding 120 cm, fitted with filter	5,723	272,913	41,475	2,322,688
8414801200	Hoods having a maximum horizontal side>120cm,not fitt with filter for ind use	34,525	486,384	126,883	2,539,342
8414801900	Hoods have a max horizontal side>120cmnot fitt with filt oth than for ind use	6,284	28,225	70,009	108,768
8414803000	Free piston generators for gas turbines	8,416	99,449	102,454	2,200,185
8414804100	Gas compr modul for use in oil drill oththan those of subhd 841430 and 8414.40	9,577	1,671,752	23,495	52,941,174
8414804200	Oth than gas compres,capacity>21kw/hourdisplace/revolution > 220cc	121,464	1,163,079	1,330,297	12,776,984
8414804900	Oth than gas compres,oth.capa>21kw/hourhave a displace/revolution > 220 cc	377,483	2,696,286	4,086,276	38,577,728
8414805100	Electrically operated, air pumps	9,474	155,449	105,448	1,163,028
8414805900	Not electrically operated, air pumps	1,052	65,449	21,228	849,004
8414809110	Electrically operated,blowers & the like	235,802	1,319,260	1,448,809	11,937,783
8414809190	Electrically operated, oth thanblowers & the like	49,734	601,418	297,687	4,519,545
8414809900	Oth air pumps, not electrically operated	4,280	56,569	33,779	253,367
8414901100	Parts of pumps/compressors,of electricoperated equipment	283,660	1,960,090	1,836,986	17,527,787
8414901200	Parts of electric operated equiment ofsub headings 8414.60/8414.80	89,142	805,348	1,955,662	16,522,401
8414901900	Oth parts of electrically operatedequipment	664,093	5,186,466	2,505,255	18,941,456
8414909100	Parts of non electric operated equip ofsubheading 8414.10, 8414.20/8414.40	140,219	347,808	213,298	1,047,954
8414909900	Oth parts of non electrically operatedequipment	244,865	1,729,400	923,305	12,990,213
8415100000	Air conditioning mach,windows/wall typesself-contained'split system'	3,367,639	25,925,210	17,838,958	130,997,152
8415811100	Inc.refri,reverse heat pump,used inaircraft of an output <= 21.10 kw	18,540	205,765	64,492	500,196
8415811200	Inc.refri,reverse heat pump,used in aircraft output>21.10kw,air flow>67.96m3/min	6,330	137,861	16,156	1,286,811
8415811900	Inc.refri,reverse heat pump,used in aircraft oth.of output >21.10kw/not	1,925	48,724	8,110	754,790
8415812000	Inc.refri,reverse heat pump,used in rilway rolling stock	0	487	0	550
8415813000	Inc.refri,reverse heat pump of road invehicles oth those of subhd 8415.20	0	3,479	0	9,694
8415819100	Refri,revrse heat pump,oth.used aircrafrail,road,output>21.10kw,airfl>67.96m3/m	430	37,340	7,506	583,349
8415819900	Refri,revrse heat pump,oth.used aircrafrail,road,output<21.10kw,airfl>67.96m3/m	11,761	159,038	116,596	1,288,110
8415821100	Oth,incorporat a refrigerat unit of usedaircraft,output>21.10kw,airfl>67,96m3/m	0	6,640	0	186,218
8415821900	Oth,incorporat.a refri unit of used aircraft oth.output>21.10kw,airfl>67.96m3/m	16	27,635	180	308,626
8415822000	Oth,incorporating,a refrigerating unitof a kind used in railway rolling stock	4,668	4,668	7,737	7,737
8415823000	Oth,incorporat.a refri unit of a kinduse in road vhcle oth.those subhd8415.20	417	10,718	11,819	170,653
8415829000	Oth,incorporat.refri unit oth.of a kindused in aircraft,railway,road vehicles	136,879	1,076,104	963,940	8,051,334
8415831900	Not inc. a refri unit,used in aircraftof output>21.10kw,airflow >67.96m3/m	0	211	0	12,245
8415833000	Not incorporat.a refri unit of a kindused in road vhcl oth.those subhd8415.20	1	769	64	5,379
8415839000	Not incorp a refri unit oth.of a kindused in aircraft,railway,road vehicles	251,780	2,575,379	1,502,913	13,860,287
8415901200	Chassis/cabinet,welded&paint,parts ofmachines of an output <= 21.10 kw	202,519	1,261,457	457,188	3,326,771
8415901900	Oth chassis/cabinet,welded&paint,partof machines of an output<= 21.10 kw	433,820	3,005,620	2,136,212	18,345,400
8415902100	Chassis/cabinet,welded&paint,parts ofmach.of output>21.10 kw,airflow>67.96m3/m	6	5,484	75	39,257
8415902200	Oth chassis/cabnt,welded&paint,part ofmach.of output>21.10 kw,airflow>67.96m3/m	2,696	35,082	20,608	112,320
8415902300	Chass/cabinet,welded&paint,part of machof output>21.10 kw,oth airflow>67.96m3/m	0	127	0	859
8415902900	Oth.chass/cab,welded&paint,part of machof output>21.10kw,oth airflow>67.96m3/m	3,596	190,155	43,985	1,870,949
8415903190	Cab,weld/paint,part of mach output 26.38-52.75kw,airflow>67.96,oth use air/rail	6,230	32,824	26,181	251,298

**I.3. IMPOR MENURUT KOMODITI / IMPORT BY HS COMMODITY**  
**\*\*\* AGUSTUS / AUGUST 2008 \*\*\***

HS	Uraian Komoditi Commodity Description	Berat Bersih / Net Weight (Kg)		Nilai / Value C.I.F (US\$)	
		Bulan ini Current Month	Kumulatif Cum.Jan. to date	Bulan ini Current Month	Kumulatif Cum.Jan. to date
8415903200	Oth cabinet,weld/paint,part of mach ofoutput 26.38-52.75kw,air flow>67.96	2,427	13,390	41,871	146,816
8415903390	Cab,weld/paint,part mach output 26.38-52.75kw,oth airflow>67.96,oth use air/rail	0	180	0	1,105
8415903900	Oth cab,weld/paint,part mach of output26.38-52.75kw,airflow>67.96,use air/rail	64	76,680	6,222	414,355
8415904190	Chas/cab,weld/paint,part mach a output>52.75kw,airflow>67.96,oth use air/railw	0	3,732	0	40,373
8415904200	Oth chas/cab,weld/paint,part of mach ofoutput > 52.75kw,air flow>67.96	80,751	822,442	1,564,234	13,177,082
8415904390	Chas/cab,weld/paint,part mach a output>52.75kw,oth airflow>67.96,use air/rail	8,321	114,447	255,836	2,326,136
8415904900	Chas/cab,weld/paint,part mach output>52.75kw,oth airflow>67.96,oth use air/rail	162,368	1,141,092	939,473	6,187,409
8416100000	Furnace burners for liquid fuel	5,606	146,481	226,602	2,613,720
8416200000	Oth furnace burner,includ combinationburners	221,612	2,867,688	791,491	14,805,604
8416300000	Mechanical stokers,including their mechgrate,mach ash discharg&similar app	188,280	923,881	457,017	2,982,966
8416900000	Parts of furnaces burners for liquid/solid/gas fuel, mechanical stokers	200,642	889,818	840,627	6,835,021
8417100000	Furnaces & ovens for the roast,melt/othheat treat,of ore,pyrite metal non-elect	1,721,286	8,088,669	2,843,932	23,990,508
8417200000	Bakery ovens,including biscuit oven,nonelectric	65,618	777,002	532,381	7,645,878
8417800010	Incinerators, non-electric	0	11,379	0	221,627
8417800090	Oth than incinerators, non-electric	1,626,656	5,160,778	2,362,682	23,328,026
8417900000	Part furnaces & ovens for the roasting,melting non-electric	490,723	2,631,698	2,930,701	17,843,416
8418101010	Household type, comb refrigrtr-freezecapacity < 230 l	351,015	1,204,851	1,459,054	4,700,322
8418101090	Household type, comb refrigrtr-freezecapacity > 230 l	393,546	2,548,949	1,858,881	11,836,341
8418109000	Comb refrigrtr-freeze fitted with septextrnl doors, oth than household type	170,892	1,497,535	481,994	4,686,680
8418210010	Refrigerator,household typ with comprestype of capacity not exceeding 230 l	233,276	1,459,421	828,918	5,308,411
8418210090	Refrigerator,household typ with comprestype of capacity > 230 l	74,873	741,882	357,324	3,329,231
8418290010	Refrigerator,household type oth thancompress type of capacity<=230 l	6,533	46,924	64,703	291,348
8418290090	Refrigerator,household type oth thancompres type of capacity > 230 l	1,651	47,430	12,866	224,103
8418300000	Freezer of the chest type, not exceed800 i capacity	322,448	1,488,342	667,439	4,052,603
8418400000	Freezer of the upright type, not exceed900 i capacity	7,838	27,282	54,915	217,349
8418501000	Refrigerating chambers, capacity > 200 l	40,157	230,818	155,104	683,490
8418509000	Refrigerating chambers not exceeding 200capacity	240,308	2,578,177	1,139,004	11,976,315
8418610000	Heat pump oth than ACmachinesof heading 84.15	3,941	82,154	18,690	598,625
8418691000	Beverage coolers	129,328	326,379	459,889	3,100,806
8418692000	Water chillers with a refrigeratingcapacity of 100,000 l/more	220,727	841,049	1,211,416	5,873,905
8418693000	Drinking water coolers	22,017	228,310	67,495	1,753,680
8418695000	Scale ice-maker units	21,927	368,987	120,929	1,200,634
8418699000	Oth refrigrtr/freez equip,oth than heatpump oth than air condition mach hd84.15	221,111	1,716,955	1,088,483	11,304,682
8418911000	Part for good,sub 8418.(10,21,29,30,40),furniture to refrigr/freez	35,384	552,883	97,069	1,724,714
8418919000	Oth parts furniture designed to receiverrefrigerat/freezing equipment	175,962	1,404,951	766,530	4,913,012
8418991000	Evaporators and condensers	551,963	3,285,777	2,180,767	15,316,387
8418992000	Cabinets and doors, welded/painted	282,955	2,866,162	586,552	5,188,581
8418994000	Aluminium rollbonds for sub 8418.10.10,8418.21, 8418.22 and 8418.29	60,856	418,870	356,240	2,316,365
8418999000	Oth part refrig & freezers equipmentelectric/oth	392,409	3,041,824	1,571,114	11,368,479
8419111000	Instant gas water heaters,for householdtype, non electric	30,554	219,865	132,984	1,614,073
8419119000	Instant gas water heaters for oth thanhousehold type, non electric	16,730	116,196	861,203	2,543,021
8419191000	Oth instant gas water heaters for household type, non electric	365	56,709	5,918	205,317
8419199000	Oth instant gas water heaters for oththan household type,non electric	78,679	1,804,194	714,275	4,427,923
8419200000	Medical,surgical/laboratory sterilisers	18,830	174,462	217,791	4,774,626
8419311010	Evaporators,dryers for agri products,electrically operated	61,146	298,226	1,778,321	4,763,543
8419311090	Oth.than evaporators,dryers for agriproducts, electrically operated	21,801	994,093	193,552	2,699,856
8419312010	Evaporators,dryers for agri products,non electrically operated	2,981	135,155	15,707	619,260
8419312090	Oth.than evaporators, dryers for agriproducts,non electrically operated	1,718	95,613	18,967	906,613
8419321000	For wood, paper pulp, paper/paperboard,electrically operated	25,198	1,704,199	515,632	35,553,291
8419322000	For wood, paper pulp, paper/paperboard,non electrically operated	19,849	41,471	89,956	255,159
8419391100	Machinery by a proces involving heatingfor the printed of electrical operated	1,878	53,373	97,400	1,584,141
8419391900	Oth machinery by a process involvingheating for the printed of elect oper	237,525	1,774,109	2,253,673	14,999,715
8419392000	Machinery by a proces involving heatingfor the printed of not electric operat	16,432	46,356	30,740	135,369
8419401000	Distilling/rectifying plantelectrically operated	4,768	565,688	502,182	10,838,391
8419402000	Distilling/rectifying plantnot electrically operated	13,450	27,536	326,766	627,709
8419501000	Cooling towers	93,988	1,567,383	332,192	5,827,802
8419502000	Condensers for air conditionersfor motor vehicles	96,937	577,477	1,668,094	10,144,781
8419503000	Oth condensers for air conditioners	61,751	709,483	375,441	3,809,640
8419504000	Oth condensers electrically operated	245,892	2,574,701	2,937,940	26,280,713
8419509000	Oth condensers not electricallyoperated	366,541	1,018,889	3,839,856	19,610,867
8419601000	Machinery for liquefying air/oth gaseselectrically operated	7,713	209,774	59,173	4,325,458
8419602000	Machinery for liquefying air/oth gasesnot electrically operated	3	20,659	412	310,519
8419811000	Oth.mach.plant & equip for making hotdrinks/for cook/heat food,elect operated	17,235	300,535	197,697	1,523,762
8419812000	Oth.mach.plant&equip for make hot drink/for cook/heat food,not elect operated	9,942	120,894	143,653	719,123
8419891100	Evaporators for air-conditioning machfor motor vehicles,electrical operated	110,143	599,430	1,735,563	9,789,340
8419891300	Machinery by a proces involving heatingelectr for the manuf of PCB/PWB's/PCA's	536	46,197	23,644	510,822
8419891900	Oth mach for making hot drinks/forcooking/heating food,electrical operate	509,004	2,589,903	3,486,857	29,279,304
8419892000	Oth mach for making hot drinks/forcooking/heating food,not electri operate	548	11,961	4,902	92,832
8419901200	Part mach for the treat.matrrial by procinvolve heat,print circuit,wiring,elect	4,823	18,467	93,142	258,243
8419901900	Oth.part mach,the treat.matrrial by procinvolve heat,print circuit,wiring,elect	366,297	2,687,991	1,784,723	13,122,990
8419902000	Part mach,plant/laboratory equipment,of non-electrically operated articles	113,883	969,848	819,873	15,705,530
8420101000	Apprts.for the app of dry film/liquidphoto resist,etc, calender/oth roll mach	2,781	60,864	227,671	1,665,279
8420102100	Roller-type ironing mach suitable fordomeestic use	0	106	0	266

I.3. IMPOR MENURUT KOMODITI / IMPORT BY HS COMMODITY

\*\*\* AGUSTUS / AUGUST 2008 \*\*\*

HS	Uraian Komoditi Commodity Description	Berat Bersih / Net Weight (Kg)		Nilai / Value C.I.F (US\$)	
		Bulan ini Current Month	Kumulatif Cum.Jan. to date	Bulan ini Current Month	Kumulatif Cum.Jan. to date
8420102900	Wringers suitable for domestic use	600	1,149	1,080	12,871
8420109000	Oth calendering/oth rolling machin	34,077	692,926	166,169	2,670,136
8420911000	Parts cylinders of apparatus for theappl of dry film,liquid photo resis,etc	27	27,569	378	84,123
8420912000	Parts cylinders for ironing machinesor wringers suitable for domestic use	28	1,909	2,452	27,210
8420919000	Oth parts cylinders for calenderingor oth rolling machines	37,790	381,467	218,552	1,685,494
8420991000	Oth parts of apparatus for the applicof dry film,liquid photo resist,etc	3,869	11,491	95,490	246,030
8420999000	Oth parts for calendering/othrolling machines	517	23,340	10,115	169,039
8421110000	Centrifuges,including centrifugaldryers for cream separators	2,115	16,219	154,781	347,985
8421120010	Clothes-dryers, of capacity notexceeding 30 i	2,092	12,910	1,531	89,474
8421120020	Clothes-dryers, of capacityexceeding 30 i	0	40,261	0	160,235
8421191000	Centrifuges,including centrifugaldryers for sugar manufacture	73,647	1,345,537	1,174,003	10,368,276
8421199000	Oth centrifuges,including centrifugaldryers	126,047	969,758	449,777	6,116,511
8421211100	Filtering machin & appar water electricfor domestic use of a cap <= 500 l/h	90,355	440,374	498,463	3,154,744
8421211900	Oth filter machin& appar water electricof a capacity <= 500 l/h	330,688	1,327,853	1,699,054	10,689,982
8421212100	Filtering machin & apparat water electricfor domestic use of a capacity > 500 l/h	65,653	558,573	276,629	1,684,191
8421212900	Oth filter machin& appar water electricof a capacity > 500 l/h	627,880	2,319,536	4,543,379	23,097,008
8421221000	For filter/purify beverages oth thanwater of a capacity <= 500 l/hr	38,599	67,273	187,974	328,921
8421222000	For filter/purify beverages oth thanwater of a capacity > 500 l/hr	4,664	111,834	88,419	1,759,838
8421231100	Oil filters for earth moving machineryinternal cobustion engines	71,858	473,861	591,916	4,766,907
8421231900	Oth oil filters for earth movingmachinery internal cobustion engines	14,255	238,614	248,104	2,129,331
8421232100	Oil filters for motor vehiclesof chapter 87	74,625	542,686	619,473	4,973,178
8421232900	Oth oil filters for motor vehiclesof chapter 87	96,265	1,347,384	1,043,991	13,286,791
8421239100	Oil filters for oth earth movingmachin and motor vehicles of chapter 87	69,586	849,272	671,962	7,454,050
8421239900	Oth oil filters for oth earth movingmachin & motor vehicles of chapter 87	154,618	694,986	1,355,277	6,700,945
8421291000	Filtering/purifying machin & appar formedical/laboratory use	1,970	22,962	89,448	815,914
8421292000	Filter/purify mach&apparatus for liquidof a kind used for sugar manufacture	48,048	160,231	557,620	1,600,651
8421293000	Filter/purify mach&apparatus for liquidof a kind used in oil drill operations	3,208	134,189	130,629	3,793,189
8421294000	Filter/purify mach&apparatus for liquid,petrol filters	7,280	38,526	113,040	733,963
8421295000	Filter/purify mach&apparatus for liquidoil filter oth than those subhd 8421.23	21,247	340,168	264,927	2,328,361
8421299000	Oth filtering machinery & apparatusfor liquids not electrically operated	198,063	1,581,540	2,453,957	19,738,547
8421311000	Intake air filters for inter combustionengines for earth moving machinery	38,692	247,803	259,192	2,177,326
8421312000	Intake air filters for inter combustionengines for motor vehicles of chap 87	62,013	539,485	621,778	4,619,188
8421319000	Oth intake air filters for internalcombustion engines	178,453	1,321,369	1,533,324	8,439,602
8421391000	Laminar flow units oth than intake airfilter for internal cobustion engines	9,662	132,561	264,236	2,888,053
8421399000	Oth.laminar flow units oth intake airfilter for internal combustion engines	274,962	3,968,137	5,458,545	44,972,479
8421911000	Parts of goods of subheading 8421.12.of centrifuges,includ centrifugal dryers	36,305	56,295	289,911	438,181
8421912000	Parts of goods of subheading 8421.19.10of centrifuges,includ centrifugal dryers	28,867	77,408	901,950	2,004,856
8421919000	Parts of subhd 8421.11.00/8421.19.90of centrifuges,includ centrifugal dryers	18,710	119,900	1,230,180	3,306,507
8421992000	Parts filter cartridges of filter,subhd8421.23	19,267	163,119	440,585	3,546,266
8421993000	Parts of goods of subheading 8421.31	28,697	334,295	341,237	3,133,653
8421999100	Oth parts of goods of subheading8421.29.20	494	5,965	9,902	85,223
8421999200	Oth parts of goods of subheading8421.21.11/8421.21.21	72,878	468,045	295,024	2,595,304
8421999300	Oth part of subhd 8421.31,8421.23.11,8421.23.19,8421.23.91/8421.23.99	23,078	340,979	405,882	4,411,182
8421999900	Oth parts of sentrifugal, includingcentrifugal dryers	194,792	1,882,834	2,828,677	23,476,285
8422111000	Dish washing machin of the household type,electrically operated	3,348	49,080	31,859	346,207
8422120000	Dish washing machin of the household typenot electrically operated	917	1,826	3,373	4,613
8422190000	Dish washing machines of the othhousehold type	52,838	178,830	389,633	2,688,775
8422200000	Machinery for cleaning/drying bottlesoth containers	29,720	178,637	236,794	3,945,878
8422300000	Machinery for filling,closing, sealing,or labelling bottles, cans, boxes,etc	140,004	1,203,193	3,718,362	45,017,671
8422400000	Oth packing/wrapping machinery(including heat-shrink wrapping mach)	280,083	2,365,237	12,923,550	88,357,671
8422901000	Parts of goods of subheading 8422.11	482	3,113	14,940	84,641
8422909000	Part goods of subhd 8422 of oth thansubheading 8422.11	44,103	580,031	1,988,576	18,331,288
8423101000	Personal weighing machin,including baby&household scales,electrically operated	57,076	217,942	135,312	826,523
8423102000	Personal weighing machin,including baby& household scales,not electric operate	85,484	912,936	178,961	1,472,214
8423201000	Scales for continuous weighing of goodson conveyors, electrically operated	6,911	82,677	35,393	2,513,836
8423202000	Scales for continuous weighing of goodson conveyors, not electrically operated	3,604	13,627	4,543	31,249
8423301000	Constan weight scales,predetermin weightscales & hopper scales,electric operat	26,963	127,799	308,982	1,702,050
8423302000	Constan weight scales,predetermin weightscales&hopper scales,not electr operat	36,580	132,559	52,427	540,493
8423811000	Oth weighing machinery,max capacity<=30 kg, electrically operated	8,443	81,506	88,234	1,156,995
8423812000	Oth weighing machinery,max capacity<=30 kg, not electrically operated	24,693	176,785	93,366	379,154
8423821100	Oth.weigh mach,having a maximum weighngcapacity <= 1 000kg,electric operated	133	25,220	2,787	273,979
8423821900	Oth.weigh mach,oth.having a max weighngcapacity <= 1 000kg,electric operated	21,528	77,452	26,405	175,564
8423822100	Oth.weigh mach,having a maximum weighngcapacity <= 1 000kg, not electric	14,727	57,329	37,724	124,706
8423822900	Oth.weigh mach,oth.having a max weighngcapacity <= 1 000kg, not electric	11,419	87,998	105,568	360,099
8423891000	Oth weigh mach,oth.capacity exceed 30kgor not but not exceeding 5 000kg, elect	31,950	430,676	403,917	1,916,147
8423892000	Oth weighing mach,oth.capacity > 30kgand <= 5,000 kg,not elect	17,293	121,225	44,890	262,546
8423901000	Weighing machine weights	1,709	28,963	23,262	158,257
8423902100	Weighing machin weights,not electricalloperated	36,845	255,875	1,302,538	8,724,149
8423902900	Parts of weighing machinery,electrically electrically operated	2,046	71,397	62,853	542,103
8424101000	Fire extinguishers,whether/not chargedsuitable for aircraft use	1,109	4,356	1,550	15,158
8424109000	Fire extinguishers,whether/not chargedfor oth aircraft use	82,093	356,360	307,940	2,197,910
8424201100	Spray guns & similar appliances foragricult/horticultural,electric operat	0	1,885	0	14,333
8424201900	Spray guns&similar appliances for othagricult/horticultural,electric operat	151	18,886	9,232	355,857

**I.3. IMPOR MENURUT KOMODITI / IMPORT BY HS COMMODITY**  
**\*\*\* AGUSTUS / AUGUST 2008 \*\*\***

HS	Uraian Komoditi Commodity Description	Berat Bersih / Net Weight (Kg)		Nilai / Value C.I.F (US\$)	
		Bulan ini Current Month	Kumulatif Cum.Jan. to date	Bulan ini Current Month	Kumulatif Cum.Jan. to date
8424202900	Spray guns&similar appliances for othagricultural/horticultural,not electric	80	22,699	13,823	54,785
8424301000	Steam/sand blasting machines,electrically operated	99,406	1,097,230	1,040,967	9,375,748
8424302000	Steam/sand blasting machines,not electrically operated	20,660	99,495	271,097	1,163,787
8424811000	Oth.mech appliances for agricultural/horticultural, drip irrigation systems	8,721	176,897	62,909	1,313,096
8424812000	Oth.mech appliances for agricultural/horti,oth drip irrigation systems,elect	49,228	151,915	107,700	590,551
8424813000	Oth.mech appliances for agricultural/horti,hand-operated insecticide sprayers	38,119	426,278	137,903	1,398,311
8424814000	Oth.mech appliances for agricultural/horticultural, not electrically operated	101,495	526,284	214,833	2,497,260
8424891000	Hand operated household sprayers ofcapacity not exceeding 3 l	40,007	351,416	94,946	829,011
8424892000	Oth appliances oth. agri/horticultural,spray heads with dip tubes	40,012	318,489	147,375	1,029,626
8424894000	Wet processing equipment,by projecting,dispersing/spraying of chemical,etc	8,115	52,906	16,760	304,014
8424895000	Oth appliance for projecting,dispersing/spraying liquids/powders/fire,electric	63,553	798,056	211,257	4,971,876
8424899000	Oth appliance for projecting,dispersing/spray liquid/powders/fire,not electric	39,710	330,738	400,146	2,454,795
8424901100	Parts of fire extinguisher,electricallyoperated	203	36,670	17,842	1,347,854
8424901900	Parts of fire extinguisher, not electricoperated	38,861	511,470	499,942	4,334,374
8424902100	Parts of spray guns, of good of subhead8424.20.11,electrically operated	86	2,519	1,326	10,692
8424902300	Parts of spray gun,oth of good of subhd8424.20.11,electrically operated	1,514	19,335	38,712	322,099
8424902400	Parts of spray gun, of goods of subhead8424.20.11,not electrically operated	7	11,827	279	33,795
8424902900	Oth parts of spray guns and similarappliances	1,041	78,033	108,994	1,077,119
8424903100	Parts of steam/sand blasting mach &similar jet projecting mach,electric	3,160	78,355	59,657	560,121
8424903200	Parts of steam/sand blasting mach &similar jet projecting mach,non electric	6,487	71,193	45,272	714,885
8424909100	Parts of oth appliance of subhead8424.81.10/8424.81.20	921	18,821	12,186	85,010
8424909200	Parts of oth appliance of subhead8424.81.30/8424.81.40	2,396	45,638	10,266	169,574
8424909900	Oth mechanical appliances(whether/nothand operated)	279,649	1,052,807	2,397,793	10,878,923
8425110000	Pulley tackle & hoists oth than skipfor raising vehicles, by electric motor	137,317	1,013,345	1,256,931	7,136,662
8425190000	Pulley tackle & hoists oth than skipfor raising vhcles,oth by electric motor	279,213	1,847,657	1,982,342	14,610,686
8425310000	Oth winches; capstans,poweredby electric motor	94,151	942,935	1,032,926	5,806,201
8425390000	Oth winches;capstans,oth than poweredby oth electric motor	436,496	3,525,984	2,091,950	30,522,607
8425410000	Jacks hoists of built in jacking systemof a type used in garages	50,632	319,208	215,534	971,700
8425421000	Jacks used in tipping mechanism forlorries	48,343	92,224	74,661	258,014
8425429000	Oth jacks and hoists, hydraulic	960,119	6,399,823	2,313,987	22,788,225
8425491000	Oth jacks;hoists of a kind used forraising vehicles, electrically operated	30,681	230,248	374,940	1,806,367
8425492000	Oth jacks;hoists of a kind used forraising vehicles, not electric operated	102,779	992,274	216,209	1,721,491
8426110000	Overhead traveling cranes on fixedsupport	450,148	2,557,903	1,502,423	12,337,014
8426120000	Mobile lifting frames on tyres andstraddle carries	117,805	3,746,863	848,801	15,183,021
8426191000	Bridge cranes and gantry cranes	289,869	2,724,224	419,937	5,305,882
8426199000	Oth bridge cranes and gantry cranes	1,994,030	13,166,060	7,669,534	92,240,639
8426200000	Tower cranes	364,421	2,955,731	539,945	8,680,002
8426300000	Portal/pedestal jib cranes	30,886	830,738	245,426	9,939,705
8426410000	Oth machinery,self propelled,on tyres	149,120	1,312,198	627,988	9,046,665
8426490000	Oth machinery,self propelled,oth thanon tyres	10,170	1,602,048	11,636	11,201,770
8426910000	Oth derricks machin designed formounting on road vehicles	109,946	385,506	238,090	1,243,792
8426990000	Oth derricks mach oth designed formounting on road vehicles	173,756	3,162,337	790,957	24,097,618
8427100000	Self-propelled trucks powered by anelectric motor	568,223	3,076,861	2,860,807	15,873,156
8427200000	Oth self-propelled trucks	1,656,708	11,943,289	6,716,866	53,911,994
8427900000	Oth trucks	391,054	3,285,504	1,221,764	11,535,121
8428101000	Passenger lifts	676,980	6,816,970	2,418,997	21,516,318
8428102100	Oth lifts of a kind used in buildings	87,578	135,445	215,300	431,319
8428102900	Oth lifts oth than of a kind used inbuildings	48,328	566,730	252,387	2,480,916
8428109000	Skip hoists	4,631	287,488	32,000	593,305
8428201000	Pneumatic elevators and conveyorsfor agricultural use	93,820	239,910	550,398	1,197,389
8428202000	Automated machines for the transport,handling & storage of PCB/PWBs/PCAs	0	63,956	0	1,123,665
8428209000	Oth pneumatic elevators & conveyors	56,072	982,567	1,253,817	10,267,883
8428310000	Oth continuous act elevators &conveyorspecially designed for underground use	496	87,062	10,030	752,816
8428321000	Oth continuous act elevators &conveyorsof bucket type,used for agri type	1,516	14,604	10,639	193,298
8428329000	Oth continuous act elevators &conveyorsof bucket type,oth used for agri type	263,090	1,631,788	1,316,849	9,557,029
8428331000	Oth continuous act elevators &conveyorsof belt type, of agricultural type	11,841	11,850	25,113	25,186
8428332000	Automated mach for the transport,hand& storage of PCB/PWBs,belt type	2,591	13,469	222,882	313,264
8428339000	Oth continuous act elevators &conveyors,oth of belt type	151,981	1,808,550	934,244	9,496,092
8428391000	Pneumatic elevators and conveyorsof agricultural type	0	7,871	0	217,862
8428393000	Oth automated machin for transport,hand & storage of PCB/PWBs/PCAs	0	4,779	0	275,105
8428399000	Oth continuous-action elevators &conveyors, for goods/materials	65,144	2,015,432	677,753	15,851,754
8428400000	Escalators and moving walkways	663,529	5,634,424	1,375,169	12,633,410
8428600000	Teleferics, chair-lifts, ski-draglines,traction mechanisms for funiculars	385	22,896	21,528	184,301
8428902000	Oth lifting,handling, loading/unloadingmach,hand&storage of PCB/PWBs/PCAs	726	4,895	5,035	86,298
8428909000	Oth mach,oth than lift,handl,load/unloadmach,hand&storage of PCB/PWBs/PCAs	39,815	1,700,926	541,251	13,832,492
8429110000	Track laying, bulldozers and angledozers	3,548,902	13,918,260	26,689,617	98,167,065
8429190000	Bulldozer & angledozers oth track laying	541,512	4,511,390	2,067,715	26,028,519
8429200000	Graders and levellers	1,618,208	8,874,210	11,839,593	71,119,100
8429300000	Scrapers	174,993	248,767	54,380	636,127
8429401000	Road rollers	411,923	2,682,229	1,561,191	7,288,456
8429403000	Tamping machines	869,470	5,434,446	4,103,887	26,963,276
8429510000	Front-end shovel loaders,mechanicalexcavators and shovelloaders	2,317,931	14,505,496	13,666,483	71,516,260
8429520000	Mach with a 360,revolving super struct,mech shovels,excavators and shove loader	12,691,206	83,299,212	49,663,514	366,351,272

**I.3. IMPOR MENURUT KOMODITI / IMPORT BY HS COMMODITY**  
**\*\*\* AGUSTUS / AUGUST 2008 \*\*\***

HS	Uraian Komoditi Commodity Description	Berat Bersih / Net Weight (Kg)		Nilai / Value C.I.F. (US\$)	
		Bulan ini Current Month	Kumulatif Cum.Jan. to date	Bulan ini Current Month	Kumulatif Cum.Jan. to date
8429590000	Mech shovels,excavators & shove loaderoth front-end shovel, mach. with a 360	470,635	4,535,870	1,907,717	25,114,731
8430100000	Pile-drivers and pile-extractors	571,112	3,772,657	1,419,546	10,855,320
8430200000	Snow-ploughs and snow-blowers	0	249	0	4,719
8430310000	Coal/rock cutters and tunnelingmachinery, self-propelled	7,424	1,073,880	37,125	3,487,833
8430390000	Coal/rock cutters and tunnelingmachinery,oth than self-propelled	86,995	674,962	125,601	1,745,987
8430410000	Oth boring/sinking machineryself-propelled	1,536,266	3,331,177	17,521,596	41,291,447
8430491000	Wellhead platforms & integrated producmodules for use in drilling production	7,227	2,273,050	127,633	13,687,990
8430499000	Oth wellhead platforms & integrat prodmodules for use in drilling production	1,221,534	8,185,300	13,156,589	57,910,998
8430500000	Oth moving,grading,levelling,scrapingmachinery, self-propelled	94,067	427,888	1,292,087	7,940,048
8430610000	Tamping/compacting machinery,not self-propelled	28,478	142,612	70,422	593,414
8430690000	Oth machinery of hedaing 84.30, notself-propelled	36,144	556,225	370,339	3,009,483
8431101300	Parts suitable for of goods of subhead8425.19,8425.39or8425.49,electri operat	61,059	261,086	368,721	1,355,641
8431101900	Oth parts suitable for of goods ofheading 84.25,electrically operated	47,413	665,444	822,919	5,166,490
8431102200	Part suitable for goods of sub 8425.11,842520,8425.31,8425.41,8425.42,not elec	67,168	202,765	326,822	1,495,209
8431102900	Oth parts suitable for of goods ofheading 84.25,not electrically operated	71,046	892,440	774,770	4,138,247
8431200000	Parts suitable for goods of head 84.27	83,554	1,413,064	688,343	11,770,938
8431311000	Parts of goods of shd 8428.10.(21,29),8428.10.90,of lift skip hoist/escalators	779,715	2,106,158	1,573,098	3,859,564
8431312000	Parts of goods of shd 8428.10.10),8428.40.00,of lift skip hoist/escalators	193,870	1,820,636	639,280	5,342,864
8431391000	Part suitable for goods sub 8428.20.10,8428.32.10, 8428.33.10/8428.39.10	13,308	96,855	323,096	2,233,610
8431392000	Parts suitable for goods of subheading8428.90	9,629	42,032	222,230	728,376
8431394000	Part of auto mach. for trnsport/storageof PCB/PWBs/PCAs	20,164	83,820	48,934	890,089
8431399010	Part of oth lift,handl/load mach,telph/conveyor	297,426	2,131,794	2,823,310	19,056,533
8431399090	Oth parts of machinery of head 84.25	13,310	318,254	164,770	3,135,724
8431410000	Buckets, shovels, grabs and grips,ofmach of head 84.26, 84.29/84.30	857,537	5,916,230	4,584,718	40,850,031
8431420000	Bulldozer/angledozer blades of machof heading 84.26, 84.29/84.30	553,405	3,509,164	1,709,939	20,032,009
8431430000	Parts of boring/sinking mach of subhead8430.41/8430.49	1,664,085	15,860,467	26,436,849	230,153,419
8431491000	Parts of machinery of heading 84.26	138,932	2,306,602	1,149,277	11,677,673
8431492000	Cutting edges/end bits forscrapers,graders/levellers	2,018,053	15,248,500	4,500,269	32,409,694
8431493000	Parts of road rollers	321,757	2,732,477	2,702,284	20,851,751
8431499000	Oth parts of machinery of heading84.26, 84.29/84.30	7,107,525	51,628,989	48,244,161	311,277,487
8432100000	Ploughs	35,210	94,325	112,664	276,363
8432210000	Disc harrows	4,264	26,587	13,363	79,832
8432290000	Scarifiers, cultivators, weeders, hoesand oths harrows	18,377	125,433	185,037	557,973
8432300000	Seeders, planters and transplanters	971	7,802	22,802	88,018
8432400000	Manure spreaders & fertiliser distributo	410	28,912	7,407	225,862
8432801000	Oth machinery for soil preparation/cultivation,of agricul/horticultur typ	30,906	252,080	96,388	1,895,913
8432802000	Lawn/sports-ground rollers	0	945	0	16,568
8432809000	Oth machinery for soil preparation/cultivation	17,972	50,812	97,736	316,406
8432901000	Parts of machinery of subheading8432.80.90	4,159	11,742	32,432	104,343
8432902000	Parts of lawn/sport-ground rollers	0	191	0	4,368
8432909000	Parts oth machinery for soilpreparation/cultivation	99,909	273,708	795,366	2,014,057
8433110000	Mowers for lawns,parks/sports-groundswith the cutting device rotate horizont	139,147	640,529	616,565	2,357,019
8433191000	Mowers for lawns,parks/sports-groundsmannually operated	0	31,130	0	96,148
8433199000	Oth mowers for lawns, parks/sportgrounds,oth than manually operated	224,035	1,361,181	794,861	5,468,694
8433200000	Oth mowers,including cutter bars fortractor mounting	15,835	251,491	69,523	836,712
8433300000	Oth haymaking machinery	0	2,801	0	31,418
8433400000	Straw/fodder baler,including pick-up	1,212	2,516	4,180	9,239
8433510000	Combined harvester-threshers macinery	0	10,000	0	18,568
8433520000	Oth threshing machinery	0	8,150	0	8,509
8433591000	Cotton pickers and cotton gins	0	53	0	133
8433599000	Oth cotton pickers and cotton gins	0	46,769	0	319,097
8433601000	Machin for cleaning,sorting/grading eggfruit/oth agricultur prod,electric	298	7,031	138	300,920
8433602000	Machin for cleaning,sorting/grading eggfruit/oth agricultur prod,not electric	0	243	0	837
8433901000	Part mach:castor,of diameter(inc yres)>100mm,<= 250mm,width wheel =30mm	185	5,557	3,270	84,734
8433902000	Parts mach:castor,oth of goods of subhd8433.11/8433.19.90	11,738	151,691	56,136	531,467
8433903000	Parts mach:castor,oth of goods of subhd8433.19.10	0	1,616	0	3,694
8433909000	Parts mach: oth castors	41,248	139,961	91,210	358,650
8434101000	Milking machines, electricallyoperated	28,368	52,809	311,429	897,058
8434102000	Milking machines,not electricallyoperated	0	22	0	226
8434201000	Dairy machinery, electrically operated	32,315	174,600	1,299,286	8,831,796
8434202000	Dairy mach, not electrically operated	541	10,945	8,251	639,530
8434901000	Parts of milking & dairy mach.of electoperated machines	2,560	71,052	25,444	2,807,174
8434902000	Parts of milk & dairy mach of non electoperated machines	19,990	24,649	149,809	310,219
8435101000	Presses,crushers & manufacture of wine,cider,fruit juices,electric operated	150,252	1,220,986	971,118	8,147,675
8435102000	Presses,crushers & manufacture of wine,cider,fruit juices,not electri operated	143	52,093	250	126,646
8435901000	Parts of presses,crushers & manufactureof wine,cider,fruit juices,electr opera	73,841	215,322	338,703	882,434
8435902000	Parts of presses,crushers & manufactureof wine,cider,fruit juices,not electric	2,197	5,598	3,904	90,621
8436101000	Machinery for preparing animal feedingstuffs, electrically operated	73,554	551,342	754,914	3,558,887
8436102000	Machinery for preparing animal feedingstuffs, not electrically operated	0	24,002	0	35,220
8436211000	Poultry incubators & brooders,electrically operated	20,995	447,846	101,000	4,793,516
8436212000	Poultry incubators & brooders,not electrically operated	0	23,467	0	291,960
8436291000	Oth poultry-keeping machinery,electrically operated	13,392	204,275	266,226	1,609,259
8436292000	Oth poultry-keeping machinery,not electrically operated	0	257,906	0	1,269,004

**I.3. IMPOR MENURUT KOMODITI / IMPORT BY HS COMMODITY**  
**\*\*\* AGUSTUS / AUGUST 2008 \*\*\***

HS	Uraian Komoditi Commodity Description	Berat Bersih / Net Weight (Kg)		Nilai / Value C.I.F (US\$)	
		Bulan ini Current Month	Kumulatif Cum.Jan. to date	Bulan ini Current Month	Kumulatif Cum.Jan. to date
8436801100	Germination plant mach, agricultural or horticultural type, electric operated	93,101	517,868	135,500	884,376
8436801900	Oth germination plant machinery electric operated	0	90,339	0	337,265
8436802100	Germination plant machin, agricultural or horticultural type, not electric	15,147	30,768	49,697	181,233
8436802900	Oth germination plant machinery, not electric operated	80	54,746	1,895	146,766
8436911000	Parts of poultry-keeping machinery/poultry, incubator & brooders, electric	15,542	249,519	337,470	2,195,451
8436912000	Parts of poultry-keeping machinery/poultry, incubator & brooders, not electric	1,083	33,385	70,073	319,234
8436991100	Parts oth of poultry-keeping machin, agri & horti type, electric operated	17,215	70,615	13,444	1,542,286
8436991900	Parts oth of poultry-keeping machin, oth than agri & horti type, elect operated	11,288	102,150	80,651	854,820
8436992100	Parts oth of poultry-keeping machin, agri & horti type, not electric operated	3,588	30,965	22,877	548,175
8436992900	Parts oth of poultry-keeping machin, oth than agri & horti type, not elect operated	45,362	695,674	245,967	2,364,244
8437101000	Machinery for bread grains; winnowing & cleaning machin, electrically operated	1,640	63,983	29,143	891,454
8437102000	Machinery for bread grains; winnowing & cleaning machines, not electrically operated	0	16	0	2,618
8437103000	Mach for clean, sorting/grad seed, grain dried leguminous vegetables, oth, elect	35,466	1,479,428	241,270	21,332,311
8437104000	Mach for clean, sorting/grad seed, grain dried leguminous vegetable, oth, not elect	0	1,838	0	29,838
8437804000	Machinery for rice hullers & cone typerice mills, electrically operated	87,912	740,390	301,100	1,049,533
8437802000	Machinery for rice hullers & cone typerice mills, not electrically operated	178,773	544,879	186,476	521,668
8437803000	Machinery for industrial type coffee and corn mills, electrically operated	30,606	147,671	1,384,054	2,921,544
8437804000	Machinery for industrial type coffee & corn mills, not electrically operat	17,012	282,671	168,894	425,065
8437805100	Polishing machines for rice, sifting and sieving, bran cleaner, electric operate	25,263	164,844	85,000	284,796
8437805900	Oth polishing mach for rice, sifting and sieving, bran cleaner, electric operate	99,025	254,531	137,919	407,000
8437806100	Polishing machines for rice, sifting and sieving, bran cleaner, not electric	130,178	651,668	112,590	1,094,547
8437806900	Oth polishing mach for rice, sifting and sieving, bran cleaner, not electric	7,565	261,686	12,012	312,327
8437901100	Parts of machin of subheading 8437.10, electrically operated	10,763	274,523	152,325	2,762,185
8437901900	Parts of machines oth than of subhead 8437.10, electrically operated	102,317	8,427,530	154,071	5,571,223
8437902100	Parts of machines of subheading 8437.10, not electrically operated	17	7,867	82	20,684
8437902900	Oth parts of machines of subheading 8437.10, not electrically operated	15,845	259,595	205,217	820,210
8438101000	Bakery mach, macaroni, spaghetti/similar products, electrically operated	239,510	1,945,832	4,149,262	32,961,485
8438102000	Bakery mach, macaroni, spaghetti/similar products, not electrically operated	75,002	300,422	67,914	518,983
8438201000	Mach for the manufac of confectionary, cocoa/chocolate, electrically operated	53,014	415,774	1,006,801	7,811,296
8438202000	Mach for the manufac of confectionary, cocoa/chocolate, not electric operated	1,426	17,927	16,191	148,527
8438301000	Mach for sugar manufac, electrically operated	427,758	2,246,198	1,911,072	8,509,718
8438302000	Machinery for sugar manufacture, not electrically operated	17,000	286,141	50,000	3,020,692
8438401000	Brewery machinery, electrically operated	0	7,102	0	10,880
8438402000	Brewery machinery, not electrically operated	0	106	0	572
8438501000	Mach for the preparation of meat/poultry, electrically operated	29,934	293,243	280,225	3,084,656
8438502000	Mach for the preparation of meat/poultry, not electrically operated	32,474	114,721	78,088	161,209
8438601000	Machiner for the preparation of fruits, nuts/vegetab, electrically operated	13,332	427,453	1,322,973	4,979,469
8438602000	Machiner for the preparation of fruits, nuts/vegetab, not electric operated	35,423	146,341	48,850	233,735
8438801100	Coffee pulpers, electrically operated	4,060	11,552	48,860	106,240
8438801200	Coffee pulpers, not electrically operated	0	42	0	8,892
8438809100	Oth coffee pulpers, electric operated	108,386	681,059	3,005,181	12,859,855
8438809200	Oth coffee pulpers, not electric operated	1,447	100,738	37,448	152,558
8438901100	Parts of goods of subheading 8438.30.10 electrically operated	148,810	705,293	1,006,982	5,098,466
8438901200	Part of coffee pulper, electric operated machines	0	135	0	3,900
8438901900	Parts of oths goods of heading 84.38 electrically operated	39,596	182,114	916,463	2,816,982
8438902100	Parts of goods of subheading 8438.30.20 not electrically operated	19,938	33,639	142,490	271,863
8438902900	Parts of oth goods of heading 84.38.20 of coffee pulpers, not electric operated	24,292	867,309	604,361	6,477,896
8439100000	Machinery for making pulp of fibrous cellulosic material	9,167	481,761	921,425	5,733,274
8439200000	Machinery for making paper/paperboard	1,166,512	9,731,302	4,023,294	103,320,687
8439300000	Machinery for finishing paper/paperboard	36,441	939,560	297,545	12,792,989
8439911000	Part of machin for mak pulp of fibrous cellulosic material, electrically operat	66,886	1,080,917	2,873,589	37,198,692
8439912000	Part of machin for mak pulp of fibrous cellulosic material, not electric operat	168,255	7,554,413	2,313,529	166,510,162
8439991000	Parts for making/finishing paper/paperboard, electrically operated	1,233,117	8,632,235	20,269,982	175,970,044
8439992000	Parts for making/finishing paper/paperboard, not electrically operated	29,707	115,439	978,523	2,161,689
8440101000	Book-binding mach, includ book-sewing, electrically operated	46,104	387,686	187,729	6,564,180
8440102000	Book-binding mach, includ book-sewing, not electrically operated	3,526	29,102	8,666	76,184
8440901000	Parts of book binding & sewing machines electrically operated machines	4,355	13,432	106,019	565,731
8440902000	Parts of book binding & sewing machines not electrically operated machines	0	7,826	0	160,578
8441101000	Cutting machines, electrically operated	260,443	2,614,460	1,407,827	17,214,987
8441102000	Cutting mach, not electrically operated	61,376	274,591	437,332	1,888,453
8441201000	Machin for making bags, sacks/envelopes electrically operated	44,268	151,039	790,848	1,202,460
8441202000	Machin for making bags, sacks/envelopes not electrically operated	0	4,998	0	13,489
8441301000	Mach for mak cartons, boxes, cases, tubedrum/similar containers, electric operat	61,741	545,792	926,343	4,945,109
8441302000	Mach for making carton, boxes, cases, tubedrum/similar containers, not electric	0	228	0	7,204
8441401000	Machines for moulding articles in paper pulp, paper/paperboard, electric operat	50,797	5,114,663	127,970	14,977,928
8441402000	Machines for moulding articles in paper pulp, paper/paperboard, not electric	128	6,285	780	15,711
8441801000	Oth machinery for making up paper pulp, paper/paperboard, electrically operat	201,762	1,369,161	1,687,298	12,201,444
8441802000	Oth machinery for making up paper pulp, paper/paperboard, not electric operat	85,483	291,483	409,625	1,463,306
8441901000	Part of machin for mak up paper pulp, paper/paperboard, cutting mach, elec opert	89,566	647,907	1,263,673	9,171,159
8441902000	Parts of machin for mak up paper pulp, paper/paperboard, cutting mach, not elec op	3,536	35,321	79,516	511,544
8442301000	Machinery, apparatus and equipment, electrically operated	54,647	386,241	3,916,146	9,665,323
8442302000	Machinery, apparatus and equipment, not electrically operated	239	5,293	3,501	78,946
8442401000	Parts of electrically operated machin, apparatus/equipment	27,809	149,077	268,845	1,138,923

**I.3. IMPOR MENURUT KOMODITI / IMPORT BY HS COMMODITY**  
**\*\*\* AGUSTUS / AUGUST 2008 \*\*\***

HS	Uraian Komoditi Commodity Description	Berat Bersih / Net Weight (Kg)		Nilai / Value C.I.F (US\$)	
		Bulan ini Current Month	Kumulatif Cum.Jan. to date	Bulan ini Current Month	Kumulatif Cum.Jan. to date
8442402000	Parts of the foregoing mach,apparatus/equipment,non electrically operated	1,863	14,990	65,515	455,203
8442500000	Plate,cyl&oth,print comp,plates,cyl &lithograph stones,prepared print purpose	10,989	159,555	209,827	3,142,861
8443110000	Print.mach.used for print by mean platescyl&oth print,offset print mach,reef fed	377,566	3,253,566	2,845,154	27,204,347
8443120000	Print.mach.use,print by mean plate cyl&oth print,offset print mach,sheetfed,off	239	6,792	7,500	51,320
8443130000	Oth offset printing machinery	232,720	1,910,708	2,454,903	25,729,803
8443140000	Letterpress printing mach, reel-fed,excluding flexographic printing	8,710	91,077	135,944	1,683,929
8443150000	Letterpress printing mach,oth than reefed, excluding flexographic printing	17,646	65,187	22,681	113,592
8443160000	Flexographic printing machinery	19,084	335,499	278,487	4,487,965
8443170000	Gravure printing machinery	156,457	750,044	827,863	8,444,963
8443190000	Oth than gravure,flexografic,letterpress,oth offset printing mach	177,895	1,771,732	1,603,351	30,310,023
8443311010	Printer-copier,ink-jet,color,capable ofconnecting to a data machine/network	202,762	1,604,412	2,086,549	14,012,782
8443311090	Printer-copier,ink-jet proces,no color,capable of connect to data mach/network	2,095	137,473	25,463	814,650
8443312010	Printer-copier,laser proces,color,capable connect to data mach/network	20,530	55,892	454,200	1,816,377
8443312090	Printer-copier,laser proces,no color,capable connect to data mach/network	36,826	220,103	346,453	3,563,473
8443313010	Combination printer-copier-facs mach,color,connect to data mach/network	50,578	158,859	764,565	3,604,540
8443313090	Combination printer-copier-facs mach,no color,connect to data mach/network	42,880	468,957	788,333	7,928,906
8443319010	Oth mach which perform >= 2 functionof printing,copying/facsimile; color	2,351	7,844	330,722	750,176
8443319090	Oth mach which perform >= 2 function ofprinting,copying/facsimile,no color	79,861	585,819	133,498	2,102,326
8443321010	Dot matrix printer,color,capable ofconnect to data machine/network	0	13,096	0	207,391
8443321090	Dot matrix printer,no color,capable ofconnect to data machine/network	64,882	329,164	1,695,493	7,482,154
8443322010	Ink-jet printer,color,capable ofconnect to a data machine/network	804,092	5,810,864	7,449,830	45,348,341
8443322090	Ink-jet printer,no color,capable ofconnect to a data machine/network	81,979	602,150	730,475	4,992,033
8443323010	Laser printer,color,capable of connectto a data machine/network	50,288	270,954	1,007,006	4,659,364
8443323090	Laser printer,no color,capable ofconnect to a data machine/network	37,530	369,358	670,225	3,992,095
8443324090	Facsimile machine,no color,capable ofconnect to a data machine/network	15,409	142,884	165,645	1,441,610
8443325090	Mach of screen print machinery,no color,capable of connect to data mach/network	0	18,226	0	74,054
8443329010	Mach of oth material,color,capable ofconnect to data machine/network	1,805	2,947	68,111	80,272
8443329090	Mach of oth material,no color,capableof connect to data machine/network	46	7,322	7,530	136,676
8443391100	Electrostatic photocopy apparatus,directprocess, color	0	1	0	23
8443391900	Electrostatic photocopy apparatus,directprocess, no color	349,345	2,190,293	543,377	3,082,224
8443392010	Electrostatic photocopy apparatus,in-direct process,color	1,373	5,146	49,630	195,512
8443392090	Electrostatic photocopy apparatus,in-direct process,no color	17,332	198,719	426,905	4,515,570
8443393090	Oth photocopy apparatus incorporating,optical system,no color	36,467	198,457	168,881	906,345
8443394010	Ink-jet printer,color,not capable ofconnect to data machine/network	0	8,120	0	64,400
8443394090	Ink-jet printer,no color,not capableof connect to data machine/network	0	1	0	123
8443399090	Oth print mach,no color,not capable ofconnect to data machine/network	0	12,826	0	164,681
8443910000	Part & accessori of print machinery usedfor print by component of head 84.42	79,576	758,474	1,213,351	8,528,333
8443991000	Part & accessori of screen print machi-nery for manufact of print circuit board	6,348	38,599	129,848	1,180,924
8443992000	Ink-filled printer cartridges	209,001	1,957,648	4,914,925	44,671,721
8443993000	Paper feeders and sorters	2,483	5,965	210,016	245,309
8443999000	Oth part & accessori of screen printingmachinery	456,994	3,797,912	12,499,192	87,298,304
8444100000	Mach for extrude,texture/cut man-madetextile material,electric operate	39,645	439,186	271,900	3,946,730
8444200000	Mach for extrude,texture/cut man-madetextile material,not electric operate	41,169	120,279	104,256	272,232
8445111000	Carding machines,electrically operated	188,420	1,758,793	524,006	13,351,234
8445112000	Carding machines,not electricallyoperated	0	100,904	0	266,722
8445121000	Combing machines, electrically operated	0	42,763	0	989,014
8445131000	Drawing/roving machines,electricallyoperated	36,205	1,067,703	410,897	5,196,965
8445132000	Drawing/roving machines,not electrically operated	0	56,511	0	449,686
8445191000	Other machines for preparing textilefibres; electrically operated	131,443	860,108	981,832	7,180,691
8445192000	Other machines for preparing textilefibres; not electrically operated	0	42,233	0	766,389
8445201000	Textile spinning machines;electrically operated	8,170	4,125,056	59,000	34,989,077
8445301000	Textile doubling/twisting machines;electrically operated	52,640	715,224	239,073	3,247,132
8445302000	Textile doubling/twisting machines;not electrically operated	0	1,480	0	9,168
8445401000	Textile winding(including weft-winding)or reeling machin,electrically operated	245,647	1,884,301	860,082	33,300,428
8445402000	Textile winding(including weft-winding)or reeling machin,notelectric operated	0	32,186	0	521,067
8445901000	Oth machinery for preparing textile,electrically operated	55,722	310,913	1,529,475	3,630,496
8445902000	Oth machinery for preparing textile,not electrically operated	2,325	120,631	70,989	425,877
8446101000	Machines for weaving fabrics of a width<= 30 cm, electric operated	245,962	857,956	775,918	3,148,809
8446102000	Machin for weaving fabrics of a width<= 30 cm,not electric operated	0	5,449	0	7,562
8446210000	Machine for weaving fabrics of a width> 30 cm, Power looms, shuttle type	13,624	460,740	71,300	853,381
8446290000	Machine for weaving fabrics of a width>30 cm, Oth than Pwr looms,shuttle type	1,187,947	6,122,123	7,124,814	36,307,531
8446300000	Machine for weaving fabrics of a width> 30 cm, shuttleless type	514,201	3,237,331	2,032,830	17,141,251
8447111000	Circular knitting mach,cylinder diamtr<= 165 mm, electrically operated	130,563	791,585	567,098	5,098,509
8447112000	Circular knitting mach,cylinder diamtr<= 165 mm,not electrically operated	1,405	22,464	152,184	849,309
8447121000	Circular knitting mach,cylinder diamtr>165 mm, electrically operated	118,173	884,899	861,047	9,320,163
8447122000	Circular knitting mach,cylinder diamtr>165 mm,not electrically operated	0	5	0	1,390
8447201000	Flat knitting & stitch bonding machine,electrically operated	144,782	698,232	1,644,109	8,260,955
8447202000	Flat knitting & stitch bonding machine,not electrically operated	0	183,582	0	990,110
8447901000	Machines for making gimped yarn,tulle,lace&mach for tufting,electric operated	182,009	2,818,378	1,577,974	14,114,033
8447902000	Machines for making gimped yarn,tulle,lace&mach for tufting,not elec operated	13,283	152,689	57,963	1,445,890
8448111000	Dobbies & jacquards, card reducing,electrically operated	46,125	354,105	511,336	4,808,795
8448112000	Dobbies & jacquards, card reducing, notelectrically operated	1,008	37,600	3,244	190,272
8448191000	Oth auxiliary machin for mach of heading84.44, 84.45, 84.46, 84.47, electric	22,958	616,254	124,582	6,008,983



**I.3. IMPOR MENURUT KOMODITI / IMPORT BY HS COMMODITY**  
**\*\*\* AGUSTUS / AUGUST 2008 \*\*\***

HS	Uraian Komoditi Commodity Description	Berat Bersih / Net Weight (Kg)		Nilai / Value C.I.F (US\$)	
		Bulan ini Current Month	Kumulatif Cum.Jan. to date	Bulan ini Current Month	Kumulatif Cum.Jan. to date
8448192000	Oth auxiliary machin for mach of heading8444, 8445, 8446, 84.47, not electric	499	8,074	35,309	124,751
8448200000	Parts&accessories of mach of heading84.44/their auxiliary machinery	35,035	785,996	713,213	9,721,387
8448310000	Card clothing of mach of heading 84.45	24,951	250,542	341,943	5,386,423
8448320000	Parts&accessories of mach for preparingtextile fibres,other than card clothing	71,763	616,812	506,378	3,927,573
8448330000	Spindles, spindle flyers,spinning rings,and ring travellers of mach 84.45	20,320	919,871	386,419	9,848,458
8448390000	Other parts & accessories of mach ofhead 84.45/their auxiliary machinery	300,764	2,293,196	3,136,723	23,364,070
8448420000	Reeds for looms, healds & heald-framesfor weaving machines	6,915	220,087	184,847	1,894,300
8448491100	Shuttles, for electrtrically operatedweaving machine	8,932	38,672	35,584	235,046
8448491900	Oth parts & acces, for elect operatedweaving machine	166,156	495,546	2,395,854	5,573,477
8448492000	Parts & acces, for non electricallyoperated weaving machine	778	118,075	15,807	1,778,018
8448510000	Sinkers, needles&other articles used informing stitches	266	42,425	66,050	580,860
8448590000	Othe parts&accessories of mach ofhead 8447/their auxiliary machinery	63,140	503,377	1,106,258	9,464,504
8449001000	Mach for the manufacture/finishing offelt/nonwovens,electrically operated	35,276	301,248	281,400	1,367,241
8449002000	Mach for the manufacture/finishing offelt/nonwovens, not elect operated	9	2,227	931	53,820
8450111000	Household/laundry-type washing machin;fully-automatic mach;capacity <= 6 kg	148,480	1,857,041	596,219	7,167,704
8450119000	Household/laundry-type wash mach;fully-automatic machine;capacity > 6 kg	1,353,679	7,596,058	5,069,506	28,301,815
8450120010	Household/laundry-type wash mach;built-in centrifugal drier,capacity <= 6 kg	216,752	2,185,629	788,903	6,836,144
8450120020	Household/laundry-type wash mach;built-in centrifugal drier,capacity > 6 kg	845,125	4,717,602	3,152,350	16,393,598
8450190010	Other household/laundry-type wash mach;dry linen capacity <= 6 kg	4,075	9,320	10,377	43,676
8450190020	Other household/laundry-type wash mach;dry linen capacity > 6 kg	110,328	1,686,225	250,267	2,948,067
8450200000	Household/laundry-type washing mach;a dry linen capacity >10 kg	161,209	1,037,302	802,446	4,719,005
8450901000	Parts of goods of subheading 8450.20	5,888	97,230	14,765	175,131
8450902000	Parts of goods of subheading 8450.11,8450.12 or 8450.19	346,980	2,493,201	1,064,894	7,401,636
8451100000	Dry-cleaning machines	27,549	365,265	184,497	2,850,107
8451210000	Drying machines,each of a dry lincapacity not exceeding 10 kg	24,156	99,393	139,472	543,851
8451290000	Drying machines,each of a dry lincapacity exceeding 10 kg	124,342	1,303,601	1,040,350	11,285,298
8451300000	Ironing machines and presses(including fusing presses)	25,887	178,801	221,573	1,779,770
8451400000	Washing, bleaching or dyeing machines	262,252	1,903,428	1,763,291	16,504,754
8451500000	Mach. for reeling,unreeling,folding,cutting/pinking textile fabrics	40,124	235,485	432,009	2,444,818
8451801000	Other machinery exclude machines of hd84.50; for domestic use	0	16,290	0	324,373
8451809000	Other machinery exclude machines of hd84.50; not for domestic use	106,336	1,194,031	617,252	8,860,914
8451901000	Parts of machines or dry linen capacityno exceeding 10 kg	1,933	51,804	9,402	652,650
8451909000	Parts of oth machines of heading 8451	30,337	254,282	388,235	2,414,378
8452100000	Sewing machines of the householdtype	104,446	826,272	241,314	2,531,072
8452210000	Oth sewing machines, automatic units	172,053	994,584	2,310,401	11,447,812
8452290000	Oth sewing machines, not automatic units	615,308	3,576,395	3,575,777	21,292,730
8452300000	Sewing machine needles	37,530	117,573	208,033	942,380
8452400000	Furniture, bases and covers for sewingmachines and parts thereof	5,541	53,412	28,169	124,990
8452901100	Arms,beds,stands,flywheel,belt guard;treadles/pedals of subhead 8452.10	77,576	276,429	94,610	527,986
8452901900	Oth part of sewing mach of machinery ofsubheading 8452.10	72,477	778,663	430,001	4,386,275
8452909010	Arms beds,foot & pedals of mach excludesubheading 8452.10	57,212	236,110	67,381	209,772
8452909090	Other parts of sewing mach of machineryexclude subheading 8452.10	332,544	1,328,500	920,987	5,007,701
8453101000	Machinery for prepare,tanning/work hides, skins/leather, elect operated	15,722	386,785	165,388	1,910,158
8453102000	Machinery for prepare,tanning/work hides, skins/leather, not elect operated	4,950	104,867	51,758	509,697
8453201000	Machinery for making/repairingfootwear, electrically operated	82,181	533,109	478,000	4,123,891
8453202000	Machinery for making/repairingfootwear, not electrically operated	28,811	97,519	210,058	1,223,500
8453801000	Mach for make/repaire other articles ofhides,skins,not sewing machine,electric	93,273	1,255,766	620,643	6,726,511
8453802000	Mach for make/repaire other articles ofhides,skins,not sewing machin,not elect	778	2,457	2,966	6,984
8453900000	Parts of goods of heading 84.53	37,324	435,772	487,617	3,766,698
8454100000	Converters	3,344	140,169	138,715	649,778
8454200000	Ingot moulds and ladles	66,799	842,315	1,712,760	11,876,435
8454300000	Casting machines	392,158	3,620,421	3,701,870	29,562,714
8454900000	Parts of goods of heading 84.54	279,482	2,837,127	1,152,895	9,888,484
8455100000	Tube mills	618	31,009	11,710	107,021
8455210000	Oth Rolling mills, hot or combination hocold	1,116,030	4,027,597	1,377,083	16,990,465
8455220000	Oth Rolling mills, cold	320,675	1,642,763	798,854	7,560,622
8455300000	Rolls for rolling mills	351,457	2,988,336	1,143,042	12,387,371
8455900000	Other parts of metal-rolling millsand rolls therefor.	230,773	2,951,850	783,604	19,508,865
8456100000	Machines tool for work any material byremoval material,operat by laser/photon	1,300	26,242	29,356	744,765
8456200000	Machines tool for work any material byremoval material,operat by ultrasonic	1,377	21,047	98,107	979,321
8456300000	Machines tool for work any material byremoval material,electro-discharge	46,170	219,579	662,297	3,021,437
8456901000	Mach tool for mnfact of printed circuit,numerical control,by plasma arc process	7,290	22,250	25,964	89,420
8456902000	Wet proces equip for the applicationby immersion of electrochemic solutions	0	332	0	7,522
8456909000	Oth mach tool for work any material byother operating processes	3,501	148,840	34,121	1,564,975
8457100000	Machining centres	344,625	3,023,612	4,905,853	36,115,298
8457200000	Unit construction machines(single-station)	23,326	174,525	54,889	990,411
8457300000	Multi-station transfer machines	409	3,813	1,400	56,479
8458110000	Horizontal lathes, numericallycontrolled	119,091	703,275	1,639,967	13,961,083
8458190000	Horizontal lathes,not numericallycontrolled	246,224	1,753,230	2,596,807	14,402,586
8458910000	Other lathes,numerically controlled	58,588	486,581	942,813	8,738,818
8458990000	Other lathes,not numerically controlled	478,480	3,559,401	6,198,589	27,884,037
8459101000	Way-type unit head machineselectrically operated	27,309	350,520	129,550	3,907,643
8459210000	Dilling machines, numericallycontrolled	31,504	406,776	252,743	7,471,499

**I.3. IMPOR MENURUT KOMODITI / IMPORT BY HS COMMODITY**  
**\*\*\* AGUSTUS / AUGUST 2008 \*\*\***

HS	Uraian Komoditi Commodity Description	Berat Bersih / Net Weight (Kg)		Nilai / Value C.I.F (US\$)	
		Bulan ini Current Month	Kumulatif Cum.Jan. to date	Bulan ini Current Month	Kumulatif Cum.Jan. to date
8459291000	Dilling machines, electrically operated	96,846	643,656	826,063	4,377,336
8459292000	Dilling machines, not electrically operated	1,581	44,542	2,750	124,436
8459310000	Boring-milling machines, numerically controlled	1,474	102,395	625,127	1,690,006
8459391000	Oth boring-milling machines, electrically operated	394,280	1,331,049	2,672,172	10,823,169
8459392000	Oth boring-milling machines, notelectrically operated	2,493	26,119	96,526	228,937
8459401000	Oth boring machines, electrically operated	86,474	501,509	888,056	5,366,518
8459402000	Oth boring machines, not electrically operated	38,177	189,642	180,075	1,396,972
8459510000	Milling machines, knee-type, numerically controlled	990	59,156	13,040	149,048
8459591000	Oth milling machines, knee-type, electrically operated	11,953	226,797	133,536	463,699
8459592000	Oth milling machines, knee-type, notelectrically operated	590	107,118	3,923	298,322
8459610000	Other milling machines, numerically controlled	92,325	163,042	1,016,358	2,279,626
8459691000	Other milling machines, not numerically controlled, electrically operated	123,086	852,252	1,140,142	5,965,644
8459692000	Other milling machines, not numerically controlled, not electrically operated	32,788	98,305	159,070	308,559
8459701000	Threading/tapping machines, electrically operated	296,855	700,543	1,144,638	5,904,056
8459702000	Threading/tapping machines, notelectrically operated	13,125	129,563	88,306	730,608
8460110000	Flat-surface grinding mach, an accuracy of at least 0.01 mm, numeric controlled	6,551	95,353	36,620	1,201,428
8460191000	Oth flat-surface grinding mach, accuracy of at least 0.01 mm, electric operated	220,463	659,712	1,077,587	7,643,065
8460192000	Oth flat-surface grinding mach, accuracy of at least 0.01 mm, not electric operated	10,677	52,140	22,834	287,282
8460210000	Other grinding mach, an accuracy of at least 0.01 mm, numerically controlled	5,557	54,701	91,635	1,568,462
8460291000	Other grinding mach, an accuracy of at least 0.01 mm, electrically operated	76,920	646,110	1,199,752	10,956,436
8460292000	Other grinding mach, an accuracy of at least 0.01 mm, not electric operated	13,268	121,320	159,776	1,504,895
8460311000	Machine tools, numeric controlled, for sharpen carbide diamet <= 3.175 mm	238	518	6,716	7,850
8460319000	Oth sharpening (tool/cutter grinding) machines, numerically controlled	2,975	63,583	10,314	371,888
8460391000	Oth sharpening (tool/cutter grinding) machines, electrically operated	2,373	80,949	13,979	1,163,813
8460392000	Oth sharpening (tool/cutter grinding) machines, not electrically operated	51	2,699	51	6,232
8460401000	Honing/lapping mach, electrically operated	8,636	84,893	207,732	1,166,013
8460402000	Honing/lapping mach, not electrically operated	7,556	19,441	86,204	263,122
8460901000	Oth mach-tools for deburring, abrasives/polishing products, electric operated	17,219	157,638	148,932	2,948,100
8460902000	Oth mach-tools for deburring, abrasives/polishing products, not electric operated	10,924	31,458	33,898	448,640
8461201000	Shaping/slotting machines, electrically operated	22,616	304,563	141,029	3,782,929
8461202000	Shaping/slotting mach, not electrically operated	1,633	29,770	14,565	99,357
8461301000	Broaching mach, electrically operated	9,325	105,220	236,043	2,228,975
8461302000	Broaching mach, not electric operated	0	210	0	2,270
8461401000	Gear cutting, gear grinding/gearfinishing mach, electric operated	46,745	267,435	698,143	3,378,207
8461402000	Gear cutting, gear grinding/gearfinishing mach, not electric operated	7,174	22,881	10,028	163,765
8461501000	Sawing/cutting-off machines, electrically operated	144,182	1,643,819	877,790	9,544,482
8461502000	Sawing/cutting-off machines, notelectrically operated	16,966	94,191	63,639	280,960
8461901000	Oth mach-tool for planing/shaping/slottby cermets, electrically operated	46,832	353,703	533,940	2,691,174
8461909000	Oth mach-tool for planing/shaping/slottby cermets, not electrically operated	4,490	38,329	20,293	360,212
8462101000	Forging/die-stamping machines (including pres) & hammers, electric	822,127	5,468,713	3,334,041	31,877,456
8462102000	Forging/die-stamping machines (incl pres) & hammers, not electric	173,121	391,657	1,222,402	2,849,755
8462210000	Bend, fold, straighten/flattening machine (incl pres), numeric control	99,141	696,521	1,088,270	4,910,495
8462291000	Bend, fold, straighten/flattening machine (incl pres), not numeric control, electric	211,944	1,913,342	1,268,754	11,623,976
8462292000	Bend, fold, straighten/flattening machine (incl pres), not numeric control, not electric	16,963	185,412	98,187	839,810
8462310000	Shearing machine (incl pres), oth than combine punching mach, numeric control	29,629	212,036	139,308	799,904
8462391000	Shearing machine (incl pres), oth than combine punching mach, not numeric control, electric	492,532	4,146,281	2,112,680	15,793,874
8462392000	Shearing mach (incl pres), oth than combine punching mach, not numeric control, not electric	6,651	122,225	29,068	412,858
8462410000	Punching/notching mach, incl comb punch & shearing mach, numeric control	1,440	111,415	25,125	1,657,129
8462491000	Punching/notching mach, incl comb punch & shearing mach, not numeric control, electric	120,754	1,229,007	303,397	9,041,946
8462492000	Punching/notching mach, incl comb punch & shear mach, not numeric control, not electric	5,175	47,232	29,180	148,542
8462910000	Hydraulic presses	210,327	2,563,770	1,364,946	9,695,465
8462991000	Mach for manufac of boxes, cans & similar contain of tin plate, electric	40,493	360,815	1,344,463	4,849,042
8462992000	Mach for manufac of boxes, cans contain tin plate, not electric operated	0	136	0	8,013
8462995000	Oth machine for working metal by forging, hammering, electric operated	140,100	3,187,700	1,457,736	14,727,449
8462996000	Oth machine for working metal by forging, hammering, not electric operated	46,230	159,213	123,201	607,488
8463101000	Draw-benches for bars, tube, profile, wire, or the like, electrically operated	53,017	916,410	614,786	8,084,579
8463102000	Draw-benches for bars, tube, profile, wire, or the like, not electrically operated	0	24,259	0	109,002
8463201000	Thread rolling machines, electrically operated	32,500	1,039,570	487,519	1,956,213
8463202000	Thread rolling machines, notelectrically operated	266	10,764	425	33,519
8463301000	Machines for working wire, electrically operated	174,254	982,673	792,580	13,063,765
8463302000	Machines for working wire, notelectrically operated	0	18,476	0	128,176
8463901000	Oth mach tool for work metal/cerments, without remove material, electric operated	88,389	1,143,261	665,744	10,804,928
8463902000	Oth mach tool for work metal/cerments, without remove material, not electric operated	1,142	28,177	14,423	1,265,721
8464101000	Sawing mach for working stone, ceramics electrically operated	20,157	184,872	52,047	737,605
8464102000	Sawing mach for working stone, ceramics not electrically operated	0	48,936	0	186,274
8464201000	Grinding/polishing machines, electrically operated	81,101	512,910	396,285	1,791,072
8464202000	Grinding/polishing machines, not electrically operated	0	4,788	0	121,716
8464901000	Oth mach tool for work stone, ceramics/like mineral material, electric operated	202,018	1,726,531	598,071	5,577,639
8464902000	Oth mach tool for work stone, ceramics/like mineral material, not electric operated	22,790	226,880	113,042	553,143
8465100000	Mach, can carry out different type operation without tool change for such operation	104,589	708,403	326,457	4,435,321
8465911000	Sawing machines for scoring PCB/PWB's electrically operated	30,399	90,797	40,083	276,501
8465912000	Other sawing mach for scoring PCB/PWB's, electrically operated	79,685	1,189,869	191,436	4,186,259
8465919000	Other sawing mach for scoring PCB/PWB's, not electrically operated	14,918	347,935	89,868	2,435,196

**I.3. IMPOR MENURUT KOMODITI / IMPORT BY HS COMMODITY**  
**\*\*\* AGUSTUS / AUGUST 2008 \*\*\***

HS	Uraian Komoditi Commodity Description	Berat Bersih / Net Weight (Kg)		Nilai / Value C.I.F (US\$)	
		Bulan ini Current Month	Kumulatif Cum.Jan. to date	Bulan ini Current Month	Kumulatif Cum.Jan. to date
8465921000	Mach tools for routing PCB/PWB'ssubstrates,shank dmtr <=3.175 mm	1,431	30,257	3,149	663,160
8465922000	Oth planing,milling/moulding (bycutting) mach,electrically operated	157,321	1,063,874	696,284	4,174,287
8465929000	Oth planing,milling/moulding (bycutting)machines,not electric operated	12,410	788,964	318,939	2,355,111
8465931000	Grinding, sanding/polishing machines,electrically operated	117,453	866,578	762,720	6,275,525
8465932000	Grinding, sanding/polishing machines,not electrically operated	12,587	55,400	37,577	241,552
8465941000	Bending/assembling machines,electrically operated	7,397	251,541	93,897	3,651,109
8465942000	Bending/assembling machines, notelectrically operated	0	5,090	0	12,919
8465951000	Drilling mach for manufac PCB/PWB's,with a spindle speed > 50.000 rpm	12,927	88,234	418,309	1,895,814
8465953000	Other drilling/morticing machines,electrically operated	59,273	720,006	127,376	1,599,623
8465959000	Other drilling/morticing machines, notelectrically operated	119,766	1,019,761	653,818	7,826,840
8465961000	Splitting, slicing/paring machines,electrically operated	36,662	642,106	169,786	2,756,456
8465962000	Splitting, slicing/paring machines,not electrically operated	4,600	44,713	31,791	187,473
8465993000	Lathes, electrically operated	115,104	656,424	1,553,233	9,447,693
8465994000	Lathes, not electrically operated	0	20,321	0	46,664
8465995000	Oth mach for deburring surfaces of PCB/PWB's, for scoring laminati presses	78,055	180,298	145,363	395,586
8465996000	Other mach-tools for nailing,stapling,glueing/otherwise assemb,electric	110,552	1,314,108	283,112	7,438,481
8465999000	Other mach-tools for nailing,stapling,glueing/otherwise assemb,not electric	89,942	1,492,893	605,485	9,235,763
8466101000	Tool hold.self-open dieheads for 8456.908460.31,8465.91,8465.92,8465.95,8465.9	3,463	61,241	131,709	1,721,187
8466109000	Other tool holders & self-openingdieheads	25,023	448,019	379,758	5,425,490
8466201000	Work holders for sub 8456.99, 8460.31,8465.91, 8465.92, 8465.95, 8465.99	22,352	94,219	106,277	1,087,866
8466209000	Work holders for other machine	27,818	190,605	1,412,931	7,019,880
8466301000	Dividing head,special attach for 8456.908460.31,8465.91,8465.92,8465.95&8465.9	556	21,177	2,620	200,680
8466309000	Dividing heads & other specialattachments for oth machine-tools	11,180	177,650	277,594	2,785,215
8466910000	Parts&acces suitable for machine ofheading 84.64	334,038	967,032	1,091,739	3,367,613
8466921000	Parts&acces suitable for mach subhead8465.92.10, 8465.95.10, 8465.99.50	8,860	69,211	278,078	504,439
8466929000	Parts & acces suitable for mach ofother subheading 84.65	105,758	508,918	734,939	7,665,124
8466932000	Parts&acces suitable for mach subhead8456.90.10,8456.90.20,8460.31.10	1,185	15,920	113,121	470,580
8466939000	Parts&acces suitable for mach ofother headings 84.56 to 84.61	145,438	885,837	2,707,772	13,566,586
8466940000	Parts & acces suitable for machineoother headings 84.62 or 84.63	145,282	1,590,085	3,310,368	15,627,083
8467110000	Tool for work in the hand,pneumatic,rotary type (incl rotary percussion)	34,036	146,917	668,908	3,852,405
8467190000	Tool for working in the hand,pneumatic,in other type	26,594	172,713	311,498	1,531,866
8467210000	Drills of all kinds with selfcontained electric motor	174,288	1,085,788	459,000	2,823,604
8467220000	Saws with self containedelectric motor	47,279	233,148	158,175	740,884
8467290000	Oth tool for working in the hand,with self-contained electric motor	790,439	4,972,306	1,857,273	9,815,598
8467810000	Chain saws	194,787	704,042	784,952	3,100,013
8467890000	Oth tool for working in the hand	117,609	795,865	896,729	8,289,916
8467911000	Part of chain saw,of elect-mechanic forwork in hand,self-cont. electric motor	34,258	139,370	82,328	303,926
8467919000	Part of other chain saw	261,392	1,362,696	574,610	2,526,364
8467920000	Parts of pneumatic tools	18,253	101,648	104,545	802,601
8467991000	Part of tool of subhead 8467.21, 8467.22or 8467.29	49,844	210,201	73,654	465,073
8467999000	Part of tool of of oth heading 8467	77,096	544,093	300,015	3,552,546
8468100000	Hand-held blow pipes	5,969	11,889	12,326	49,965
8468201000	Hand-operated gas welding, brazing/cutting appliances for metal	29,729	190,587	108,079	1,097,717
8468209000	Other gas-operated machinery & apparatus	17,061	466,164	230,801	4,720,666
8468800000	Other machinery and apparatus forsoldering, brazing/welding	32,798	370,437	100,853	1,638,539
8468901100	Parts of goods of subheading8468.10	518	4,235	6,398	139,343
8468901200	Parts of goods of subheading8468.20.10	46,179	134,865	75,282	827,966
8468909000	Parts of other Heading 8468	75,083	406,751	430,893	4,322,527
8469001000	Word-processing machines	0	2,890	0	105,995
8469009010	Automatic typewriters	0	17,094	0	91,152
8469009090	Other typewriters	45,959	503,009	182,851	2,169,991
8470100000	Electronic calculators, cpble of operatiwithout an extnl source electric power	75,992	597,564	129,481	1,607,644
8470210000	Electronic calculating machinesincorporating a printing device	93	12,149	12,598	81,832
8470290000	Other electronic calculating machines	5,870	112,654	97,750	1,791,925
8470300000	Other calculating machines	100,505	581,104	287,801	2,061,008
8470500000	Cash registers	23,586	184,454	698,798	4,411,906
8470901000	Postage-franking machines	393	763	52,502	67,173
8470902000	Accounting machines	125	1,432	261	3,137
8470909000	Machines for pocket-size data record,reproduc,display mach with calculat	1,021	56,193	28,783	1,057,625
8471301000	Handheld computer incl palmtop & PDAs	2,284	833,914	109,488	24,786,078
8471302000	Laptop incl notebooks	607,532	4,427,771	43,328,646	227,550,962
8471309000	Oth portable digital automatic dataprocc mach,weigh not more than 10 kg	115,233	769,901	5,128,724	17,268,314
8471411000	Personal computers excl 8471.30with at least a CPU and an input/output	1,361	461,760	158,184	9,421,732
8471419000	Oth automatic data processing machineswith at least a CPU and an input/output	112,502	1,063,782	3,971,679	29,646,433
8471491000	Personal computers excl 8471.30presented in form of systems	179,227	1,406,057	7,012,865	49,018,447
8471499000	Oth automatic data processing machinespresented in form of systems	139,360	960,742	5,680,054	30,211,336
8471501000	Processing units for personal computerother of subhd 8471.41 or 8471.49	116,987	1,300,134	3,521,364	33,637,220
8471509000	Oth Processing unitsother of subhd 8471.41 or 8471.49	326,197	1,767,770	15,076,618	105,628,663
8471603000	Computer keyboards	156,537	1,239,593	605,934	4,153,243
8471604000	X-ycoordinate input devices,includingmouse,light pens,joystick,track balls	178,272	1,047,327	708,916	4,208,695
8471605000	Plotters whether input/output units ofheading 84.71or of heading 90.17	6,161	13,214	17,678	76,656
8471609000	Other input/output units,whether/not contain storg unitsthe same housing	667,924	4,435,212	3,028,937	26,949,348
8471701000	Floppy disk drives	47,184	240,885	5,125,553	10,120,878

**I.3. IMPOR MENURUT KOMODITI / IMPORT BY HS COMMODITY**  
**\*\*\* AGUSTUS / AUGUST 2008 \*\*\***

HS	Uraian Komoditi Commodity Description	Berat Bersih / Net Weight (Kg)		Nilai / Value C.I.F (US\$)	
		Bulan ini Current Month	Kumulatif Cum.Jan. to date	Bulan ini Current Month	Kumulatif Cum.Jan. to date
8471702000	Hard disk drives	273,359	1,940,842	4,721,778	30,024,432
8471703000	Tape drives	5,094	34,066	470,704	3,238,816
8471704000	Optical disk drives,including cd-romdrives,dvd drives & cd-r drives	310,156	2,452,046	20,091,633	133,953,580
8471705000	Proprietary fmat strge device includ me-dia therefor f automat. dt proc.mach	11,463	171,408	1,337,030	14,278,055
8471709100	Backup management systems	41,168	72,281	552,170	2,770,679
8471709900	Other storage units ofautomatic data processing machine	37,330	600,692	1,107,902	13,879,933
8471801000	Control and adaptor units	33,735	1,160,772	259,440	6,149,376
8471807000	Sound card and video card	20,820	340,518	190,931	1,819,022
8471809000	Other units of automatic dataprocessing machines	191,442	1,230,483	3,058,782	38,026,051
8471901000	Bar code readers	1,252	121,295	25,993	1,555,319
8471902000	Optical character readers,document/image scanners	28,901	286,236	522,252	5,992,032
8471909000	Other units automatic data processingmachines	186,241	1,036,974	4,136,951	16,355,368
8472101000	Duplicating machines, electricallyoperated	1,667	9,869	8,915	123,784
8472102000	Duplicating machines, not electricallyoperated	1,134	1,892	4,097	12,528
8472301000	Machin for sorting/folding mail/forinserting mail in envelopes,electric	1	2,178	131	87,001
8472302000	Machin for sorting/folding mail/forinserting mail in envelopes,not elect.	51	80	6,873	7,360
8472901000	Automatic teller machines	408,235	1,248,666	6,550,546	19,279,919
8472902000	Electronic fingerprint identificationsystem	1,666	22,046	24,996	524,914
8472903000	Other office machines,electricallyoperated	63,461	390,959	330,186	3,685,941
8472909000	Other office machines,not electricallyoperated	42,329	270,950	115,259	1,234,954
8473101000	Printed circuit assemblies for word-processing	5,539	41,788	154,194	1,196,508
8473109000	Other parts & access of the mach ofheading 84.69	12,609	159,278	703,711	6,323,725
8473210000	Parts & access electronic calculatimgmach sub 8470.10, 8470.21/8470.29	129	19,303	8,970	358,029
8473290000	Parts & access of other machines ofheading 84.70	17,746	174,470	175,562	1,470,347
8473301000	Assembled printed circuit boardsfor machines of heading 84.71	457,999	5,275,218	3,816,470	39,564,969
8473309000	Parts & access ofother machines ofheading 84.71	1,957,174	15,499,468	90,739,144	735,697,094
8473401100	Parts including printed circuit assembfor machines of heading 84.72	313	5,687	10,644	296,540
8473401900	Other parts&accessories of the machof heading 84.72,for electric operate	13,637	37,449	128,294	1,020,715
8473402000	Other parts&accessories of the machheading 84.72,for non electric operate	561	3,219	59,361	152,505
8473501100	Parts&accessories suitable for usewith mach of heading 84.71,electric	46,484	270,389	1,956,328	13,206,297
8473501900	Parts&accessories suitable for usewith mach head 84.69 & 84.72,electric	34,205	324,996	92,093	867,283
8473502000	Part&aces suitable for use with machof heading 84.69-84.72,non-electric	2,174	76,106	258,189	707,797
8474101000	Sorting,screening,separating/washingmachines, electrically operated	184,029	1,394,564	1,802,025	11,153,088
8474102000	Sorting,screening,separating/washingmachines, not electrically operated	1,352	89,980	12,877	475,084
8474201100	Crushing/grinding machines forstone electrically operated	801,647	5,682,818	1,510,590	8,517,864
8474201900	Crushing/grinding mach for earth,oresoth mineral substances,electric operat	1,229,795	3,839,495	3,333,157	15,558,294
8474202100	Crushing/grinding mach for stone notelectrically operated	83,920	210,453	130,275	297,278
8474202900	Crushing/grinding mach for earth,oresoth mineral substances,not electric	22,482	339,224	212,729	848,091
8474311000	Concrete/mortar mixers, electricallyoperated	117,523	666,570	267,449	3,397,793
8474312000	Concrete/mortar mixers, notelectrically operated	720	101,460	6,016	193,170
8474321000	Mach for mixing mineral substances withbitumen,electrically operated	102,836	2,442,839	211,995	5,884,185
8474322000	Mach for mixing mineral substances withbitumen,not electrically operated	0	31,958	0	505,251
8474391000	Other mixing/kneading machineselectrically operated	248,623	676,061	1,239,143	5,227,843
8474392000	Other mixing/kneading machines notelectrically operated	21,088	38,610	681,446	801,711
8474801000	Mach for agglomerating,shaping/mauldsolid mineral fuels,electric operat	93,631	1,616,757	797,085	12,332,041
8474802000	Mach for agglomerating,shaping/mouldsolid mineral fuels,not elect. operat	846	86,642	11,393	198,526
8474901000	Parts of mach for heading 8474.10 to8474.80 of electric operated machines	975,076	10,608,866	8,275,363	71,989,821
8474902000	Parts of mach for heading 8474.10 to8474.80 of not electric operat mach	207,567	1,431,851	1,066,659	8,437,605
8475101000	Mach for assembl electric/electronicclamps tubes/valves,electric operat	8,186	73,617	84,877	1,921,082
8475102000	Mach for assembl electric/electronicclamps tubes/valves,not elect. operated	1	2,224	141	26,763
8475210000	Machines for making optical fibresand preforms thereof	51	3,611	2,274	9,133
8475290000	Other machines for manufacturing/hot working glass/glassware	189,003	527,798	1,509,069	5,757,989
8475901000	Parts of machine for heading 8475.10to 8475.29 of electric operated machin	9,985	189,813	1,001,327	6,474,839
8475902000	Parts of machine for heading 8475.10to8475.29 of not elect. operated mach	29	46,308	29,087	544,525
8476290000	Other automatic beverage-vendingmachines	65,612	106,289	491,316	1,157,172
8476810000	Other automatic goods-vending mach,incorporating heating/refrigerating	0	9,778	0	22,132
8476890000	Other automatic goods-vendingmachines	7,954	66,793	119,192	576,637
8476901000	Parts of automatic goods-vend machincorpor heating/refriger,elect.operat	89	21,691	5,620	137,220
8476909000	Parts of automatic goods-vendingmach	81,401	2,134,346	5,407,060	33,131,385
8477101000	Injection-moulding machines formoulding rubber	468,481	6,148,967	2,315,667	34,293,364
8477103100	P.v.c. injection moulding machine	596,441	4,275,281	2,082,034	14,024,621
8477103900	Other injection-moulding machinesfor moulding plastics	120,769	979,116	1,111,944	7,848,597
8477201000	Extruders for extruding rubber	10,490	518,035	58,865	6,610,376
8477202000	Extruders for extruding plastics	408,954	2,593,340	5,588,847	30,335,289
8477300000	Blow moulding machines	367,869	1,447,208	9,989,357	33,741,729
8477401000	Vacuum moulding & other thermo formingfor moulding/forming rubber	51,282	475,899	1,598,039	6,508,071
8477402000	Vacuum moulding & other thermo formingfor moulding/forming plastics	185,491	903,548	2,611,504	12,365,788
8477510000	Mach for mould/retread pneunt tyres,for moulding/othwise forming inner tub	283,947	1,123,044	1,572,060	16,566,724
8477591000	Other machine for moulding/otherwise-forming for rubber	23,704	214,511	166,952	2,713,535
8477592000	Other machine for moulding/otherwise-forming for plastics	26,367	162,300	176,823	1,044,071
8477801000	Other machinery for rubber,electrically operated	854,573	6,127,033	7,426,505	61,308,523
8477802000	Other mach for rubber,not electricallyoperated	220,855	1,798,312	2,186,931	32,466,165
8477803100	Lamination presses for the manufactrof PCB/PWBs	56,137	196,568	627,359	2,210,173

**I.3. IMPOR MENURUT KOMODITI / IMPORT BY HS COMMODITY**  
**\*\*\* AGUSTUS / AUGUST 2008 \*\*\***

HS	Uraian Komoditi Commodity Description	Berat Bersih / Net Weight (Kg)		Nilai / Value C.I.F (US\$)	
		Bulan ini Current Month	Kumulatif Cum.Jan. to date	Bulan ini Current Month	Kumulatif Cum.Jan. to date
8477803900	Other machinery for plastics,electrically operated	7,719	267,991	44,926	2,127,086
8477804000	Other machinery for plastics, nonelectrically operated	11,835	209,044	479,070	2,925,830
8477901000	Parts of electrically operated mach forworking rubber/products from rubber	178,342	1,646,322	2,879,885	21,883,704
8477902000	Part of nonelectric opratd mach forworking rubb/fr the manuf product rubb	94,130	841,042	1,092,889	16,112,494
8477903200	Pars of lamination presses fr themanuf of PCB/PWBs	167	4,260	25,439	227,423
8477903900	Oth parts not in 8477.90.31-32	6,997	135,423	304,417	2,165,282
8477904000	Part of non elect.mach fr workig plast/manuf of prodct frm plastic material	30,365	378,568	275,630	3,203,623
8478101000	Machinery for preparing/making uptobacco, electrically operated	236,302	2,061,440	5,759,794	65,780,251
8478102000	Machinery for preparing/making uptobacco, not electrically operated	2	19,466	4	752,311
8478901000	Part of cigar/cigarette electricallyoperated mach	22,693	299,589	1,560,238	10,532,015
8478902000	Part of cigar/cigarette,nonelectrically operated mach	6,544	54,901	91,291	1,366,376
8479101000	Machinery fr public works,building/thelike electrically operated	274,915	1,790,127	852,208	6,288,771
8479102000	Machinery fr public works,building/thelike not electrically operated	5,529	287,976	48,235	877,175
8479201100	Machinery for making palm oilelectrically operated	283,673	3,946,891	2,045,613	25,981,825
8479201900	Machinery for preparing palm oilelectrically operated	243,654	1,735,654	1,264,995	31,015,990
8479202100	Machinery for making palm oil notelectrically operated	0	177,719	0	1,283,691
8479202900	Machinery forpreparing palm oil notelectrically operated	1,183	207,132	10,300	1,027,673
8479301000	Presses for the manufacture ofparticle board electrically operated	51,082	1,320,933	106,326	5,513,573
8479302000	Presses for the manufacture ofparticle board not electrically opertd	1,869	107,327	7,107	499,122
8479401000	Rope/cable making mach,electrically operated	175,493	1,260,161	587,523	6,223,394
8479402000	Rope/cable making mach, notelectrically operated	0	377	0	2,498
8479500000	Industrial robots, not elsewherespecified/included	9,213	179,544	390,382	8,064,916
8479600000	Evaporative air coolers	50,964	391,936	389,870	2,920,080
8479811000	Oth mach&mechanical appliance fortreating metal,electrically operated	118,244	946,411	3,553,916	12,729,047
8479812000	Oth mach&mechanical appliance fortreating mtl,nonelectrically operated	14	86,216	1,700	830,533
8479821000	Mixing,kneading,crush,grind,screen, &otherwise machine,electrically operated	536,807	3,033,276	4,108,652	42,108,816
8479822000	Mixing,kneading,crush,grind,screen, &otherwise machine,not elect operated	7,801	259,687	156,845	1,937,125
8479892000	Chemical vapour deposition app forflat panel display production	24,663	244,442	225,388	5,272,333
8479893000	Oth apparatus, electrically operated	120,642	4,441,199	982,822	29,149,094
8479894000	Oth apparatus,nonelectrically operated	179,742	912,648	2,799,476	17,582,158
8479902000	Part of goods of subheading8479.89.20	101,671	911,327	1,077,618	7,848,365
8479903000	Part of oth electrically operatedmachines	330,713	2,769,684	3,376,073	30,799,788
8479904000	Part of nonelectrically operatedmachines	13,523	445,745	957,613	17,191,566
8480100000	Moulding boxes for metal foundry	13,463	276,100	411,664	3,579,029
8480200000	Mould bases	253,727	1,680,773	2,629,807	17,029,076
8480301000	Moulding patterns, of copper	0	3,613	0	74,036
8480309000	Moulding patterns, of other material	86,193	1,874,214	2,074,078	16,694,003
8480410000	Moulds for metal/metal carbidesinjection/compression types	15,762	260,940	428,844	6,378,432
8480490000	Moulds for metal/metal carbides notinjection/compression types	170,115	935,082	2,357,748	12,683,661
8480500000	Moulds for glass	14,535	125,383	354,853	2,679,660
8480600000	Moulds for mineral materials	204,343	2,055,040	1,861,456	8,725,187
8480710000	Moulds for rubber,plastics, injection/compression type	408,915	3,556,843	5,470,297	55,199,530
8480790000	Mould for rubber,plastics, not injection, compression type	165,789	1,918,209	2,820,825	20,093,887
8481101100	Pres-reduce valve,iron/steel,manualoperate sluice,5 cm <=int dia <40cm	18,364	520,566	143,463	7,845,221
8481101900	Pres-reduce valve,iron/steel,automaticoperate sluice,5 cm<=int dia <40cm	73,652	1,500,066	1,137,243	10,053,235
8481102000	Pressure-reducing valves of copper/copper alloys	30,550	318,185	314,558	2,185,109
8481109000	Pressure-reducing valves not of iron/steel,not of oth metal,not of plastics	306,959	2,078,543	1,975,334	21,157,467
8481201000	Valve for pneumatic tran,manual operatesluice, 5 cm<=internal diameter<40cm	3,063	68,846	35,261	533,070
8481209000	Valves not of iron/steel, not of othmetal,not of plastics	100,933	1,221,335	1,391,708	13,264,562
8481301000	Cast iron valve of swing check-valvetype,40 <=inlets internal diamtr<600 mm	70,762	569,587	442,314	2,656,322
8481302000	Check (nonreturn) valve,copper/copperalloy, internal diameter < 25 mm	9,138	33,527	15,654	68,929
8481309000	Other check (nonreturn) valve	418,736	2,416,632	6,621,657	26,966,323
8481401000	Safety/relief valves of iron/steel	181,124	956,628	1,584,544	8,868,316
8481409000	Oth safety/relief valves	256,536	1,688,411	3,354,239	20,931,348
8481801100	Valves fr inner tube of copper/copperalloys	173,859	1,571,853	1,507,726	12,725,221
8481801200	Valves for inner tubesof oth materials	10,198	89,545	53,570	515,181
8481801300	Valves for tubeless tyres of copper/copper alloys	10	4,399	120	31,592
8481801400	Valves for tubeless tyres of othmaterials	3,326	36,585	57,021	501,789
8481802100	Lpg cylinder valves having inlet &outlet internal diameters<=2.5cm	130,046	732,097	862,683	4,959,249
8481802200	Lpg cylinder valves having inlet &outlet internal diameters>2.5cm	796	162,312	14,110	700,045
8481803000	Cocks/valves,whether/not fitted withpiezo electric igniters for gas stove	81,786	1,329,780	440,124	7,157,004
8481804100	Soda water bottle valve:gas operat,of plastic, 1 cm < intern dia <= 2,5cm	13,179	39,425	17,385	88,502
8481804900	Oth soda water bottle valves:gas operatebeer dispensing units	51,377	255,757	280,540	3,022,273
8481805100	Mixing tapes and valves,of plastic,1 cm < internal diameter <= 2,5cm	34,415	323,075	53,044	311,761
8481805900	Others mixing tapes and valves	158,979	1,401,501	192,298	1,729,479
8481806100	Water pipeline valve,manual operatesluice,5cm<inlet/outlet int diamtr>=40cm	54,161	174,608	54,972	265,588
8481806200	Cast iron gate valve,inlet diamtr>=4cm &cast iron butterfly valve,inlet dia>=8cm	52,461	282,120	348,467	2,650,354
8481806300	Cast iron gate valve,inlet diamtr<4cm &cast iron butterfly valve,inlet dia <8cm	47,145	525,196	262,104	2,793,492
8481806400	Hog nipple waterer,of plastics,1 cm <=internal diameter < 2,5 cm	0	662	0	6,916
8481806500	Other hog nipple waterers	31	17,944	400	38,492
8481806600	Nipple joint valves,of plastics, 1 cm<=internal diameter < 2,5 cm	0	2,099	0	4,099
8481806700	Other nipple joint valves	95,607	313,792	146,214	977,324
8481807100	Ball valves,of plastics, 1 cm <=internaldiameter < 2,5 cm	63,166	483,862	610,320	5,655,900

**I.3. IMPOR MENURUT KOMODITI / IMPORT BY HS COMMODITY**  
**\*\*\* AGUSTUS / AUGUST 2008 \*\*\***

HS	Uraian Komoditi Commodity Description	Berat Bersih / Net Weight (Kg)		Nilai / Value C.I.F (US\$)	
		Bulan ini Current Month	Kumulatif Cum.Jan. to date	Bulan ini Current Month	Kumulatif Cum.Jan. to date
8481807200	Other ball valves	373,000	3,287,408	4,925,957	26,737,862
8481807300	Gate valve,manual operate,of iron/steel,5cm<=inlet/outlet internal diamtr<40cm	366,176	2,322,035	1,109,342	7,386,626
8481807400	Gate valve,manual operate,of iron/steel,inlet/outlet internal diamtr < 40cm	42,732	293,128	336,009	2,365,812
8481807500	Manifold valves of plastics, 1 cm <=internal diameter < 2,5 cm	1,085	2,938	2,170	35,055
8481807600	Other manifold valves	90,568	541,595	937,203	5,201,930
8481808100	Pneumatic control valve,of plastics,1 cm <=internal diameter < 2,5 cm	610	1,640	41,540	90,514
8481808200	Other pneumatic controlled valve	10,576	98,742	136,696	1,823,586
8481808300	Oth valve of plastic,inlet diamtr>=1cm,outlet diamtr <= 2,5 cm	80,139	320,946	96,115	420,714
8481808400	Oth valve of plastic,inlet diamtr>=1cm,outlet diamtr > 2,5 cm	0	45,162	0	149,230
8481808500	Oth valve of plastic,with other size ofinlet/outlet diameter	68,001	334,250	171,233	1,477,730
8481808600	Other valve of stainless steel/nickle,manual operate,weighting < 3 kg	74,396	477,373	373,233	2,349,493
8481809100	Ball valves	56,443	222,415	402,791	3,957,054
8481809900	Other valves and similar appliances forpipes	781,981	6,640,180	11,090,041	83,068,156
8481901000	Parts of housing for sluice/gate valves	68,799	188,438	448,670	2,238,762
8481902100	Bodies, for water taps	26,352	35,171	159,567	277,175
8481902300	Others bodies for taps, cocks, valves,and similar appliances	19,588	121,702	193,868	1,078,296
8481902900	Others parts for taps, cocks, valves, &similar appliance of int. dimtr =< 25mm	105,939	560,034	2,024,118	8,769,459
8481903000	Valve bodies/stems of inner tube/tubeless tyres valves	51,563	363,968	435,592	3,758,656
8481904000	Valve cores of inner tube valves/tubeless tyres valves	437	511	11,807	12,568
8481909000	Others parts for taps, cocks, valves,and similar appliances	160,585	1,748,336	3,950,508	27,243,395
8482100000	Ball bearings	1,326,096	9,610,178	11,838,137	87,752,426
8482200000	Tapered roller bearings,includingcone&tapered roller assemblies	249,684	2,361,762	4,250,072	23,172,982
8482300000	Spherical roller bearings	174,628	1,356,843	876,516	6,379,748
8482400000	Needle roller bearings	57,414	501,923	1,137,229	8,832,022
8482500000	Oth cylindrical roller bearings	98,282	590,119	2,038,658	8,082,523
8482800000	Oth,including combined ball/rollerbearings	1,318,166	8,370,143	6,073,792	47,551,229
8482910000	Balls, needles and rollers	148,482	1,255,127	1,365,405	15,595,375
8482990000	Other parts of ball and roller bearings	569,218	3,361,176	4,990,292	29,376,885
8483101000	Transmission shafts for earth movingmachinery	91,691	922,378	1,215,739	11,364,988
8483102100	Transmissi shafts for enginesn vehiclehead 87.01exc 8701.10/8701.90	15,379	132,259	96,599	1,184,744
8483102200	Transmission shafts for engines ofvehicles of subhead 8701.10/8701.90	241	3,274	5,374	38,333
8483102300	Transmission shafts for engines ofvehicles of heading 87.11	328,144	2,325,370	5,145,528	35,452,358
8483102400	Transmission shafts for engines ofoth vehicles of chapter 87	1,390,413	9,469,958	13,076,491	86,218,289
8483103100	Transmission shafts for marine propul-sion engines of an output<=22.38 kw	70	4,335	4,266	16,067
8483103900	Transmission shafts for marine propul-sion engines of an output>22.38 kw	64,966	478,536	812,725	6,533,950
8483109000	Oth transmission shafts	961,636	6,894,266	8,481,464	65,619,695
8483201000	Bearing housing incorporating forearth moving machinery	10,106	328,774	101,189	1,235,653
8483209000	Bearing housing incorporating not forearth moving machinery&motor vehicle	204,547	1,856,197	700,793	6,048,760
8483301000	Bearing housing not incorporating forearth moving machinery	101,884	508,586	658,135	4,284,545
8483309000	Bearing housing not incorporat not forearth moving machinery&motor vehicle	618,145	4,631,982	3,208,753	23,536,303
8483401100	Gear&gearing for engines of vehiclesof head 87.01exc subhead 8701.10/90	57,407	230,878	444,115	2,295,196
8483401300	Gear&gearing for engines of vehiclesof heading 87.11	303,919	2,044,504	3,337,639	24,405,100
8483401400	Gear&gearing for engines of othvehicles of chapter 87	579,382	3,996,083	6,044,347	48,402,071
8483402100	Gear&gearing for marine propulsionengines of an output<=22.38 kw	9,308	129,046	88,693	1,698,821
8483402900	Gear&gearing for marine propulsionengines of an output>22.38 kw	277,406	3,819,470	3,340,258	34,239,865
8483403000	Gear&gearing for the engines of earthmoving machinery	104,092	980,779	1,633,651	12,596,983
8483409000	Gears and gearing for oth engines	1,034,654	6,745,862	8,075,307	59,949,304
8483500000	Flywheels&pulleys,including pulleyblocks	664,031	3,615,631	4,510,347	28,896,818
8483600000	Clutches&shaft couplings(includinguniversal joint)	633,675	4,187,578	8,925,191	54,594,039
8483901100	Parts of 8783.10 for pedestrian controlltractors of subheading 8701.10	19,458	222,451	35,579	913,781
8483901300	Parts of 8783.10 for oth tractors ofheading 87.01	9,492	18,441	220,309	338,360
8483901400	Parts of 8783.10 for goods of heading87.11	174,611	723,385	978,098	5,152,256
8483901500	Parts of 8783.10 for oth goods ofchapter 87	164,215	1,491,682	1,298,747	11,880,308
8483901900	Parts of 8783.10 for oth	67,101	526,357	499,661	5,125,624
8483909100	Oth toothed wheels for pedestriancontrolled tractors of subhead8701.10	0	726	0	10,017
8483909300	Oth toothed wheels for oth tractors ofheading 87.01	38	595	1,772	11,606
8483909400	Oth toothed wheels for goods ofheading 87.11	97,560	656,237	1,380,601	7,726,661
8483909500	Oth toothed wheels for oth goods ofchapter 87	108,965	972,939	1,928,376	16,824,428
8483909900	Oth toothed wheels for others	151,923	1,550,115	1,073,006	11,238,315
8484100000	Gaskets&similar joint metal sheetingcomb with oth material/2 more layrs	551,384	2,621,976	5,351,143	29,161,926
8484200000	Mechanical seal	81,607	835,180	954,800	9,595,233
8484900000	Sets/assortments of gaskets&similarjoints	204,196	1,386,731	4,115,272	24,800,469
8486101000	Apparatus for rapid heating ofsemiconductor wafers	4,099	4,837	103,200	143,887
8486102000	Spin dryers for semiconductor waferprocessing	1	1,181	134	4,427
8486103000	Machines for produc semiconductor waferby removal of material,laser/photon beam	54	238	298	2,423
8486104000	Mach., app for sawing monocrystal semi-cond. boules into slice, wafer into chip	0	272	0	17,667
8486105000	Grinding, polishing,lapping machines forproces. of semiconductor wafers	145	14,365	38,429	384,299
8486106000	Apparatus for growing/pullingmonocrystal semiconductor boules	10,972	58,419	955,020	4,913,286
8486109000	Oth machines&apparatus for the manufactof boules/wafers	42,937	94,750	1,974,030	7,213,684
8486201100	Chemical vapour deposition app. forseiconductor production	0	343	0	76,622
8486201200	Epitaxial deposition mach., spinners forcoating photograph emulsi on semiconduct	0	69,606	0	408,719
8486201300	Physical deposition app. by sputteringon semicond wafer, for semicond product	0	6,072	0	891,039
8486201900	Other film formation equipment	1	1,583	180	253,159

I.3. IMPOR MENURUT KOMODITI / IMPORT BY HS COMMODITY

\*\*\* AGUSTUS / AUGUST 2008 \*\*\*

HS	Uraian Komoditi Commodity Description	Berat Bersih / Net Weight (Kg)		Nilai / Value C.I.F (US\$)	
		Bulan ini Current Month	Kumulatif Cum.Jan. to date	Bulan ini Current Month	Kumulatif Cum.Jan. to date
8486202100	Ion implanters for doping semiconductor materials	0	567	0	9,252
8486202900	Other doping equipment	0	20	0	240
8486203100	Deflash mach, spraying appliance for etching, stripping, cleaning semicon wafer	120	5,143	125	246,128
8486203300	App for wet etching, developing, stripping, cleaning semiconductor wafers	40	10,654	3,414	1,550,155
8486203900	Other etching and stripping equipment	30	192	4,252	7,304
8486204200	Step and repeat aligners	0	12	0	7,361
8486204900	Other lithography equipment	166	1,061	2,990	19,630
8486205100	Dicing machines for scribing/scoring semiconductor wafers	20	1,971	50	12,987
8486205900	Other equipment for developing exposed wafers	348	19,178	28,920	277,853
8486209100	Laser cutters for cut contact. tracks in semiconductor production by laser beam	0	13,749	0	74,420
8486209200	Mach. for bend, fold and straightening semiconductor leads	26	7,203	67	321,053
8486209300	Resistance heated furnaces, ovens for the manufacture of semicon device/on wafer	0	745	0	21,159
8486209400	Inductance/dielectric furnace, oven for the manufacture of semicon device/on wafer	0	11,043	0	904,996
8486209500	Auto-mach. for the placement/removal of comp./contact element on semicond. wafer	0	1,373	0	12,948
8486209900	Other mach. & apprts for the manufacture of semicon. devices/ of elect integ. circuit	1	7,412	4,436	157,368
8486301000	App. for dry etch pattern on flat panel display substrates	0	211	0	5,269
8486302000	App. for wet etch, develop, stripping or cleaning flat panel displays	283	1,612	9,376	20,296
8486303000	Chemical vapour deposition app. to prod spinners for coat, physico. flat panel	1,208	4,274	2,635	168,500
8486309000	Other mach. and app. for the manufacture of flat panel displays	0	6,485	0	80,257
8486401000	Focused ion beam milling mach to produce, repair mask, reticle for pattern s-device	0	17,136	0	81,260
8486402000	Die attach app, auto-tape/wire bonders, auto-mach. trans/handle/storage, wafer box	388	45,759	31,689	3,666,865
8486403000	Moulds for manufacture of semiconductor devices	29,944	111,736	1,155,002	3,538,701
8486404000	Optical stereoscopic microscopes with equip. design to handle of s-wafer/recticle	144	365	32,303	56,145
8486405000	Photomicrographic microscope with equip design to handle of s-wafer/recticle	392	715	21,835	116,130
8486406000	Electron beam microscopes with equip design to handle of s-wafer/recticle	0	15	0	2,788
8486409000	Other machines and apparatus specified in note 9(c) to this chapter	410	713	1,490	28,375
8486901100	Parts and accessories of app for rapid heating of semiconductor wafer	990	6,871	19,152	185,262
8486901200	Parts & accessories of spin dryers for semiconductor wafer processing	171	784	378	7,316
8486901300	Parts & accessories of mach. for prod. semicon wafers by removal/laser/ photon beam	1,706	9,599	2,138	112,303
8486901400	Tool holders & self-open diehead, of mach for sawing s-boule to slice/wafer to chip	49	1,494	1,713	27,713
8486901500	Oth parts, access. of mach. for sawing m-crystal s-boule to slice/wafer to chip	3,162	23,304	57,243	362,439
8486901600	Parts & access. of grind, polish, lap mach for processing of semicon. wafers	0	2,716	0	33,569
8486901900	Oth parts, access. of mach. and app. for the manufacture of boules/wafers	63,310	73,382	142,647	866,743
8486902100	Parts & access of chemical vapour deposition app. for semiconductor product	281	281	1,316	1,316
8486902200	Parts & access. of epitaxial depo. mach, spinner for coat photo. emuls on s-wafer	3,214	12,763	206,869	1,138,442
8486902300	Parts & access. of ion implanter for doping of app for physical depo, sputter	0	1,117	0	11,314
8486902500	Oth parts & access. of spray for etch, strip, clean, dev s-wafer, dry-etch pattern	0	5,042	0	108,431
8486902600	Tool holder/self-open diehead, of dicing mach laser cutters, fold, straight s-lead	6	2,538	105	3,766
8486902700	Other part and accessories of dicing mach laser cutters, fold, straight s-lead	130	6,036	556	124,426
8486902800	Part & access of resist heated, induct, dielectric furnaces/oven manufacture s-wafer	17	2,817	3,450	15,450
8486902900	Oth part & access of mach & app for manufacture of s-devices/ of elect. integr-circuits	0	2,048	0	43,671
8486903200	Tool holder/self-open dieheads, of app. wet etch patterns on flat panel display	0	932	0	9,582
8486903300	Oth. part & access of app for wet etching develop, strip/clean flat panel display	0	1,985	0	70,056
8486903500	Part & access of spinners for coat. photoemuls/app. physico. depo on flat panel display	0	108	0	1,024
8486903900	Oth part & access of mach and apparatus for the manufacture of flat panel displays	23	748	1,676	34,752
8486904100	Part & access of focused ion beam milling mach to produce, repair mask, reticle	1,870	1,874	5,563	5,597
8486904200	Part & access of die attach app, auto-tape/wire bonder, encapsul equip for assembly	6,012	67,761	42,513	788,920
8486904300	Part & access of auto-mach transport, handle storage of s-conductors, wafer cassette/box	0	3	0	46
8486904400	Part & access of optic stereoscopic microscope with equip to handle/transport of s-wafer/recticle	0	23	0	122
8486904500	Part & access of electron beam microscope with equip to handle/transport of s-wafer/recticle	0	10	0	708
8486904600	Part & access of pattern generating apparatus used to produce masks/recticle from photoresist	1	541	800	39,950
8486904900	Part and access of other mach & app specified in note 9(c) to this chapter	2,130	8,960	31,622	113,988
8487100000	Ships/boats propellers and blades	205,081	1,913,783	965,668	14,344,897
8487900010	Oil seal rings	176,620	1,259,743	1,805,116	12,540,098
8487900090	Oth mach. parts, not cont. electric conductor, insulator, coil, oth elec. features	436,243	2,380,483	2,261,455	26,466,302
8501101100	Stepper dc motors of an output =<37.5w	81,111	670,739	2,347,636	16,441,325
8501101200	Spindle dc motors of an output =<37.5w	41,633	285,644	2,231,947	13,071,533
8501101900	Others dc motors of an output =<37.5w	207,384	1,489,843	2,386,242	18,540,872
8501109100	Stepper universal (AC/DC) motors of an output =<37.5w	208	9,351	2,685	180,062
8501109200	Spindle universal (AC/DC) motors of an output =<37.5w	3,188	60,126	120,567	3,395,604
8501109900	Others universal (AC/DC) motors of an output =<37.5w	428,113	3,723,535	3,865,013	25,165,251
8501201100	Universal (AC/DC) motors of an output >746 w and < 1 kw	17,352	46,312	14,209	181,429
8501201900	Universal (AC/DC) motors of an output >37.5 w and <= 746 w	144,966	2,173,795	258,587	2,828,515
8501202000	Universal (AC/DC) motors of an output >1 kw	14,003	178,815	105,627	861,424
8501311000	Dc motors an output =< 750 w	210,040	2,880,075	1,345,243	16,227,664
8501312000	Dc generators an output =< 750 w	332,079	2,950,811	1,390,219	10,430,739
8501320000	Dc motors/dc generator an output > 750 w and <= 75 kw	538,995	4,171,549	785,737	6,698,427
8501330000	Dc motors/dc generator an output > 75 kw and <= 375 kw	28,947	1,902,377	171,838	2,619,401
8501340000	Dc motors/dc generator an output > 375 kw	12,926	128,213	241,270	1,159,864
8501401000	Oth AC motors, single-phase of an output <= 1 kw	394,727	2,222,303	928,299	5,669,746
8501402000	Oth AC motors, single-phase of an output > 1 kw	166,808	687,702	548,246	1,496,010
8501510000	Oth AC motors, multi-phase of an output <= 750 w	233,438	1,520,578	597,065	5,575,252
8501521000	Oth AC motors, multi-phase of an output > 750 w and <= 1 kw	146,044	1,188,827	382,793	3,045,917

I.3. IMPOR MENURUT KOMODITI / IMPORT BY HS COMMODITY

\*\*\* AGUSTUS / AUGUST 2008 \*\*\*

HS	Uraian Komoditi Commodity Description	Berat Bersih / Net Weight (Kg)		Nilai / Value C.I.F (US\$)	
		Bulan ini Current Month	Kumulatif Cum.Jan. to date	Bulan ini Current Month	Kumulatif Cum.Jan. to date
8501522000	Oth AC motors, multi-phase of an output> 1 kw and <= 37.5 kw	404,393	3,642,155	878,544	9,723,545
8501523000	Oth AC motors, multi-phase of an output> 37.5 kw and <= 750 kw	140,735	1,198,052	387,399	4,566,858
8501530000	Oth AC motors,multi-phase of an output >75kw	183,007	1,255,640	901,448	9,730,219
8501611000	AC generator of an output <=12.5 kva	510,459	3,910,763	729,676	6,562,006
8501612000	AC generator of an output > 12.5 kva & <=75kva	363,925	1,756,267	356,827	2,577,255
8501621000	AC generator of an output > 75 kva & <= 150 kva	47,021	206,542	122,033	562,050
8501629000	AC generator of an output > 150 kva & <= 375 kva	37,926	295,050	183,184	775,028
8501630000	AC generator of an output > 375 kva & <=750kva	35,924	1,346,920	232,887	19,004,969
8501640000	AC generator of an output > 750 kva	83,369	662,721	485,000	14,653,642
8502110000	Generat sets with compression ignitioninter combus piston output <=75 kva	1,133,191	5,828,297	3,290,446	18,443,310
8502121000	Generating sets with spark-ignit interncombust pist output >75kva & <=125kva	204,540	602,607	275,233	1,569,298
8502129000	Generating sets with spark-ignit interncombust pist output >125kva & <=375kva	278,467	2,277,703	650,573	10,783,721
8502131000	Generating sets with spark-ignit interncombust pist output > 12500 kva	76,681	1,319,682	1,594,061	61,753,264
8502139000	Generating sets with spark-ignit interncombust pist output >375kva & <=12500 kva	628,004	7,468,952	6,906,957	97,599,428
8502201000	Generating sets with spark-ignit interncombust piston output <=75 kva	1,437,906	5,887,961	2,084,699	9,292,057
8502202000	Generating sets with spark-ignit interncombust piston output >75kva & <=100kva	353,510	492,517	424,430	639,845
8502203000	Generat sets with spark-ignition intrncombust piston outp>100kva & <=10000kva	285,151	2,374,018	1,803,343	28,655,587
8502204100	Generating sets with spark-ignit interncombust piston output>12500 kva	0	508,050	0	4,006,091
8502204900	Generating sets with spark-ignit interncombust piston output>10000kva & <=12500kva	411,002	2,567,533	700,867	4,866,076
8502311000	Oth generating sets wind-poweredof an output <=10,000 kva	24,069	75,214	92,150	3,050,001
8502319000	Oth generating sets wind-poweredof an output >10,000 kva	29,065	29,133	104,622	105,097
8502391000	Oth generating sets not wind-poweredof an output <=10 kva	210,972	1,298,415	359,309	1,804,831
8502392000	Oth generating sets not wind-poweredof an 10 kva<output<=10,000 kva	132,105	579,500	2,173,118	5,389,500
8502393100	Oth generating sets not wind-poweredof an output > 12,5000 kva	0	348,055	0	13,958,690
8502393900	Oth generating sets not wind-powered of an output > 10,000 kva & <=12,500 kva	962	1,175,829	14,972	19,230,119
8502400000	Electric rotary converters	11,926	76,423	286,302	1,194,939
8503001100	Stators for ceiling fans for generatorsof an output <= 10000 kw	4,085	158,494	75,174	1,566,604
8503001200	Parts of motors for generators ofan output <=1.5 kw & >75kw	31,935	233,542	396,521	1,410,487
8503001300	Parts of motors for generators ofan output >1.5 kw & <=75kw	194,162	705,482	670,596	5,302,904
8503009000	Parts of motors for generators ofan output >75 kw & <= 10000 kw	1,315,676	7,829,655	15,055,158	107,834,950
8504100000	Ballasts, for discharge lamps/tubes	302,300	2,960,676	1,391,746	12,292,226
8504211000	Step-voltage regulators;instrumenttransformer with a power handl cap<=5kva	15,232	99,178	241,576	1,029,255
8504219100	Liquid dielect transformer with handlingcap>5kva & <=10kva, side voltage>=66 kv	4,777	44,762	66,404	376,328
8504219900	Liquid dielect transformer with handlingcap>5kva & <=10kva, side voltage <66 kv	60,922	316,628	945,005	5,265,740
8504221100	Step-voltage regulator, side voltage>=66kv & handling cap>650kva & <=10000kva	0	39,914	0	97,727
8504221900	Step-voltage regulator of a high sidevoltage of <66,000 volts	9,367	298,190	48,370	2,072,216
8504229100	Liquid dielect transformer, side voltage>=66 kv, handl cap >650 kva & <=10000kva	3,002	28,909	138,268	406,333
8504229900	Liquid dielect transformer, side voltage< 66 kv, handl cap >650 kva & <=10000kva	24,180	624,312	195,412	3,707,821
8504231000	Liquid dielectric transformers, powerhandl cap > 10000kva & <= 15000kva	204,046	1,843,826	1,939,265	17,624,226
8504232100	Liquid dielectric transformers, powerhandl cap > 15000kva & <= 20000kva	0	799,114	0	924,843
8504232900	Liquid dielectric transformers, powerhandl cap > 20000kva	88,423	416,877	908,247	2,932,899
8504311000	Instrum. potential transformer, powerhandling capacity <= 1 kva	58,524	766,216	692,745	5,237,173
8504312000	Instrum. current transformer with powerhandling capacity <= 1 kva	40,817	550,310	1,336,643	7,797,051
8504313000	Flyback transformer, power handlingcapacity < 1 kva	65,141	454,828	388,029	3,073,365
8504314000	Intermediate frequency transformer, power handling capacity <= 1 kva	59,151	813,125	465,350	4,521,964
8504315000	Step up/down transformer,slide regulatorhandling capacity <= 1 kva	334,477	2,244,805	1,667,197	10,722,164
8504319000	Oth transformer having power handlingcapacity <= 1kva	284,256	1,950,552	2,253,073	17,690,020
8504321100	Matching transformers, power handlingcapacity > 1 kva and <= 5 kva	3,017	92,790	22,836	926,472
8504321900	Oth instrument transformator, powerhandling capacity > 1 kva and <= 5 kva	117,701	307,743	764,612	1,607,601
8504322000	Instrmt used with toys,scale modelsor similar recreational models	4,865	4,927	15,400	25,787
8504323000	Oth transformer, high frequency, powerhandling capacity > 1 kva and <= 5 kva	50	7,553	1,056	75,854
8504324100	Matching transformers, power handlingcapacity > 5 kva and <= 10 kva	6	3,228	203	34,408
8504324900	Oth instrument transformator, powercapacity > 5 kva and <= 10 kva	13,659	34,275	24,644	71,304
8504325100	Matching transformers, power handlingcapacity > 10 kva and <= 16 kva	0	825	0	10,530
8504325900	Oth instrument transformator, powercapacity > 10 kva and <= 16 kva	10,607	125,951	66,707	578,970
8504331100	Matching transform.side voltage >= 66kv& power cap. > 16 kva and <= 500 kva	92	196	1,375	2,832
8504331900	Oth instrum transform.side voltage>=66kv& power cap. > 16 kva and <= 500 kva	17,526	52,712	32,569	118,500
8504339100	Matching transform. side voltage < 66kv& power cap. > 16 kva and <= 500 kva	1,042	1,831	20,835	37,283
8504339900	Oth instrum transform. side voltage<66kv& power cap. > 16 kva and <= 500 kva	14,580	309,979	146,830	2,525,693
8504341100	Matching transform.side voltage >=66kv &power cap >10000 kva & <=15000 kva	0	95,490	0	206,200
8504341200	Oth instrum transform.side voltage>=66kvpower cap >10000 kva & <=15000 kva	3,972	207,870	65,832	2,414,092
8504341300	Matching transform.side voltage < 66kv &power cap >10000 kva & <=15000 kva	0	31,645	0	200,544
8504341400	Oth instrum transform. side voltage<66kvpower cap >10000 kva & <=15000 kva	12,167	180,567	193,204	3,137,126
8504342100	Matching transform. having a powerhandling capacity >15000 kva	0	1,079	0	13,934
8504342900	Oth instrument transform. with powerhandling capacity >15000 kva	80	593,453	1,547	4,223,220
8504401100	Uninterrupted power supplies (ups)	847,888	5,994,652	5,230,711	33,848,178
8504401900	Other static converter for automaticdata processing machines	105,775	930,983	2,796,367	20,572,950
8504402000	Battery chargers having a rating>100 kva	42,158	517,958	181,400	2,524,578
8504403000	Other rectifiers	221,203	626,300	3,082,081	10,217,962
8504404000	Inverters	60,736	170,672	350,138	1,995,927
8504409000	Other static converter	386,612	2,630,662	3,104,101	28,792,908
8504501000	Inductors for power supply for automaticdata process mach&unit thrf,telecom app	24,888	578,391	461,015	7,286,330
8504502000	Chip type fixed inductors	3,642	50,073	99,240	1,351,334



**I.3. IMPOR MENURUT KOMODITI / IMPORT BY HS COMMODITY**  
**\*\*\* AGUSTUS / AUGUST 2008 \*\*\***

HS	Uraian Komoditi Commodity Description	Berat Bersih / Net Weight (Kg)		Nilai / Value C.I.F (US\$)	
		Bulan ini Current Month	Kumulatif Cum.Jan. to date	Bulan ini Current Month	Kumulatif Cum.Jan. to date
8504509100	Other inductors, with power handling capacity > 2500 kva and <= 10000 kva	9,613	98,698	872,460	5,075,263
8504509200	Other inductors having a power handling capacity > 10000 kva	3,940	13,986	150,175	463,383
8504901000	Parts of goods of subheading 8504.10	9,970	191,158	228,635	3,021,225
8504902000	Parts of printed circuit assmb good sub8504.40.11,8504.40.19,8504.50.11	262,242	299,216	815,536	2,681,987
8504903100	Radiator panel, flat tube radiator assemblr for distrib&power transformer <=10000kva	8,543	138,157	80,998	442,733
8504903900	Oth part of electrical transformers of a capacity <= 10,000 kva	301,326	2,305,557	965,205	17,683,890
8504904100	Radiator panel, flat tube radiator assemblr for distrib&power transformer >10000 kva	20,135	47,105	48,150	179,464
8504904900	Oth part of electrical transformers of a capacity > 10,000 kva	13,368	288,659	41,290	585,213
8504905000	Other, for inductors of capacity <= 2500 kva	0	2,819	0	43,547
8504906000	Other, for inductors of capacity > 2500 kva	71	8,900	1,217	330,789
8504909000	Parts of goods of heading 8504 oth than subheading 8504.10.	402,645	2,799,283	3,873,893	17,992,601
8505110000	Permanent magnet of metal	330,000	1,535,735	1,163,326	10,532,895
8505190000	Permanent magnet not of metal	382,338	3,910,794	5,318,307	36,950,949
8505200000	Electro magnetic couplings, clutches and brakes	123,355	750,263	2,036,176	10,284,805
8505901000	Electro magnetic/permanent magnet chucks, clamps & similar holdg devices	63,538	945,981	806,780	9,520,439
8505902000	Parts of goods of subheading 8505.20	143	28,804	3,946	152,976
8505909000	Oth non-permanent magnet	170,747	1,237,946	1,806,832	19,486,234
8506101000	Manganese dioxide having external volume <= 300 cm of primary cell/batteries	127,381	742,957	697,723	2,666,119
8506109000	Manganese dioxide having external volume > 300 cm of primary cell/batteries	108,451	901,569	504,991	6,288,745
8506300000	Mercuric oxide of primary cell/batteries	17	611	1,139	15,341
8506400000	Silver oxide of primary cell/batteries	53	1,544	1,110	29,903
8506500000	Lithium of primary cell/batteries	25,079	244,061	154,037	2,220,143
8506600000	Air-zinc of primary cell/batteries	3,600	8,732	8,382	71,928
8506801000	Zinc carbon, having an external volume <= 300 cm of primary cell/batteries	9,118	27,788	40,510	151,650
8506802000	Zinc carbon, having an external volume > 300 cm of primary cell/batteries	241	13,065	1,889	87,492
8506809000	Other primary cell/batteries	462,461	3,440,711	8,145,389	56,562,975
8506900000	Parts of primary cells/batteries	186,746	1,348,362	3,944,868	28,240,442
8507101000	Lead-acid, for starting piston engine of a kind used for aircraft	67,081	280,899	236,253	1,292,862
8507109000	Lead-acid, for starting piston engine of a kind used not for aircraft	919,346	6,422,629	4,156,985	25,494,405
8507201000	Oth lead-acid accumulator of a kind used for aircraft	0	8,710	0	608,269
8507209000	Oth lead-acid accumulator of a kind used not for aircraft	721,310	2,452,530	2,222,639	7,693,537
8507300000	Nickel-cadmium of electric accumulators including separator therefor	19,966	158,619	49,352	1,221,242
8507400000	Nickel-iron of electric accumulators including separator therefor	0	1,063	0	17,514
8507801100	Lithium ion accumulators of a kind used for laptop (incl. notebook, subnotebook)	508	3,690	30,059	205,861
8507801900	Other lithium ion accumulators	2,540	227,817	46,418	529,292
8507802000	Oth accumulator of a kind used for aircraft	2,042	18,995	210,048	648,287
8507809000	Other accumulator	311,405	1,783,430	1,375,639	8,613,683
8507901100	Plate of goods of subheading 85.07.908507.10	85	2,197	2,321	80,217
8507901200	Plate of a kind used for aircraft	0	187	0	9,082
8507901900	Plates for other accumulators	25,429	322,964	111,493	1,505,686
8507909100	Other parts of a kind used for aircraft	0	562	0	24,508
8507909200	Battery separators in sheets, rolls/cutto size of materials oth than PVC	116,333	645,043	546,975	2,996,215
8507909300	Part of goods of subheading 8507.10.90	19,536	205,338	78,200	809,216
8507909900	Part of good of heading 8507.10 oth than subheading 8504.10.90	200,406	1,124,110	1,167,031	5,648,237
8508110000	Vacuum cleaner with self-contained electa power < 1,500 w & a dust bag < 20 l	74,244	438,405	390,138	2,935,084
8508190000	Oth vacuum cleaners with self-contained electric	21,703	518,386	224,886	3,791,143
8508600000	Other vacuum cleaners	46,478	434,839	336,925	3,121,644
8508700010	Part of vacuum cleaner for domestic use	2,053	41,312	15,868	332,663
8508700090	Part of vacuum cleaner other than domestic use	7,427	49,411	100,737	658,947
8509400000	Food grinder & mixer, fruit/vegetable juice extract with self-contained elect motor	257,371	2,606,859	1,114,979	9,040,342
8509801000	Floor polishers with self-contained electric motor	9,965	93,271	62,665	439,497
8509809000	Oth electro-mechanic domestic appliances with self-contained electric motor	81,840	514,757	1,308,323	6,768,674
8509901000	Part of goods of subheading 8509.80.10	36	33,761	375	555,112
8509902000	Part of goods of subheading 8509.40.10 or 8509.80.90	217,769	1,993,508	463,188	3,199,830
8510100000	Shavers, with self-contained electric motor	18,701	93,622	107,887	454,136
8510200000	Hair clippers, with self-contained electric motor	2,974	47,469	11,848	112,523
8510300000	Hair-removing appliances, with self-contained electric motor	4,489	7,381	18,270	43,997
8510900000	Parts of shavers, with self-contained electric motor	59,765	264,003	503,534	4,662,502
8511101000	Sparking plugs suitable for aircraft engines	103	17,365	26,771	791,560
8511109000	Other sparking plugs	96,438	953,867	563,342	5,132,425
8511200000	Ignition magnetos, magneto-dynamos, magnetic flywheels	75,502	428,405	800,112	3,886,655
8511302000	Unassembled distributors/ignition coils excluding those for aircraft engines	3,280	33,707	103,654	604,753
8511309000	Other distributors; ignition coils	237,826	1,894,819	3,303,162	23,453,872
8511401000	Starter motors & dual purpose starter-generators for aircraft engines	92	2,770	19,767	595,877
8511402000	Other unassembled starter motors	28,303	288,232	802,310	7,250,355
8511403000	Starter motors for vehicles of heading 87.01 to 87.05	185,342	1,340,140	2,022,577	11,606,960
8511409000	Other starter motor	345,806	2,231,338	2,488,149	22,901,978
8511501000	Other generator suitable for aircraft engines	0	14,077	0	721,992
8511502000	Other unassembled alternators	39,692	69,077	51,914	222,605
8511503000	Oth alternators for vehicles of heading 87.01 to 87.05	243,582	2,247,173	2,732,173	21,664,188
8511509000	Other generators	145,278	1,405,289	3,619,783	17,016,241
8511800000	Other equipment of electrical ignition or internal combustion engines	70,541	456,976	990,082	7,357,925
8511900010	Parts of goods for aircraft engines	200	20,080	6,241	373,371

I.3. IMPOR MENURUT KOMODITI / IMPORT BY HS COMMODITY

\*\*\* AGUSTUS / AUGUST 2008 \*\*\*

HS	Uraian Komoditi Commodity Description	Berat Bersih / Net Weight (Kg)		Nilai / Value C.I.F (US\$)	
		Bulan ini Current Month	Kumulatif Cum.Jan. to date	Bulan ini Current Month	Kumulatif Cum.Jan. to date
8511900091	Contact points	16,028	113,303	894,676	6,607,968
8511900099	Other parts of electrical ignition/internal combustion engines	410,294	3,522,093	5,256,900	45,788,471
8512100000	Lighting/visual signalling equipment of a kind used on bicycles	42,798	524,142	91,657	1,422,081
8512201000	Lighting/visual signalling equipment for motor cars, assembled	461,207	3,712,616	7,409,614	51,800,353
8512202000	Unassembled lighting/visual signalling equipment	27,532	215,975	159,971	1,519,658
8512209000	Other lighting/visual signalling equipment	147,021	921,419	2,221,287	16,056,512
8512301000	Horns and serenes, assembled	95,542	633,490	461,831	3,241,529
8512302000	Unassembled sound signalling equipment	351	12,779	1,702	58,458
8512309000	Other sound signalling equipment :	57,473	481,154	272,948	2,775,276
8512400000	Windscreen wiper, defroster & demisters	58,654	727,208	465,735	5,092,999
8512901000	Parts of goods of subheading 8512.10	26,061	213,502	252,437	2,142,294
8512902000	Parts of goods of subheading 8512.208512.30./8512.40	211,786	1,507,218	2,866,041	20,879,832
8513101000	Miners helmet lamps	3,399	23,218	42,143	885,064
8513102000	Quarrymen lamps	0	12,217	0	60,502
8513109000	Other portable electric lamps	542,445	2,608,678	1,297,714	6,685,084
8513903000	Parts of reflectors for flashlights; plastic switch	17,306	189,420	22,648	288,796
8513909000	Oth part of portable elect lamp designed to fuct by their own source of energy	188,473	849,752	417,475	2,346,203
8514100000	Resistance heated furnaces and ovens	12,242	263,311	214,495	4,166,599
8514202000	Oth furnace/oven function by inductionmanufact. of PCB/printed wiring board	3,844	42,102	209,947	1,357,415
8514209000	Oth furnaces/oven function by induction or dielectric loss	105,642	1,144,421	1,868,242	11,280,861
8514302000	Oth elect furnace/oven for the manufact of PCB/printed wiring board	17,217	24,381	65,458	167,431
8514309000	Other furnaces and ovens	45,620	977,051	554,167	4,484,591
8514400000	Oth equipment for the heat treatment of materials by induction/dielectric loss	2,685	402,221	161,125	2,728,513
8514902000	Part of industrial/laboratory electric furnaces/oven for manufact of PCB/PWB	502	91,014	21,102	791,218
8514909000	Other parts of furnaces and ovens	32,643	580,525	269,968	3,897,181
8515110000	Soldering irons and guns	117,256	350,877	400,888	1,709,026
8515191000	Mach and app for soldering component PCB/printed wiring boards	36,185	198,421	483,207	2,389,745
8515199000	Other brazing/soldering machines and apparatus	36,631	294,541	748,435	3,618,219
8515210000	Mach and app for resistance welding of metal fully/partly automatic	94,558	486,308	224,894	1,590,462
8515290000	Mach and app for resistance welding of metal non-automatic	148,272	1,072,239	603,960	5,204,422
8515310000	Mach and app for arc welding of metal fully/partly automatic	139,141	1,136,681	1,339,471	9,417,031
8515391000	AC arc welders, transformer type non-automatic	70,818	924,389	517,125	4,228,086
8515399000	Mach and app for arc welding of metal non-automatic	85,537	1,052,275	815,464	7,355,418
8515801000	Electric mach & app for hot spraying of metals/sintered metal	89,585	241,388	258,127	1,261,107
8515809000	Electric mach & app not for hot spraying of metals/sintered metal	108,095	502,929	590,912	3,704,563
8515901000	Parts of AC arc welder, transformer type	18,939	163,825	776,366	3,635,113
8515902000	Parts of mach & app for soldering component on PCB/printed wiring boards	789	30,789	33,951	776,280
8515909000	Other parts in heading 8515	73,283	1,178,929	671,432	12,129,216
8516101000	Electric instantaneous/storage water heaters	102,221	1,183,527	658,140	5,671,754
8516103000	Electric immersion water heaters	5,378	104,413	18,413	267,878
8516210000	Storage heating radiators	44	58	125	969
8516290000	Oth electric space heating app/electric soil heating apparatus	20,690	101,213	576,067	1,720,628
8516310000	Hair dryers	63,348	284,891	244,991	948,397
8516320000	Other hair-dressing apparatus	51,276	364,722	117,821	724,159
8516330000	Hand-drying apparatus	5,116	33,069	9,686	243,622
8516401000	Electric smoothing irons of kind designto use steam from the indust boilers	1,298	13,599	7,698	99,257
8516409000	Other electric smoothing irons	152,497	1,167,098	455,073	3,376,032
8516500000	Microwave ovens	163,872	784,825	604,040	2,617,326
8516601000	Rice cookers	1,696,103	10,128,437	6,112,036	36,375,894
8516609000	Cooking plates,boiling rings,grillers &roasters	166,508	1,194,825	546,394	3,642,326
8516710000	Coffee/tea makers	17,470	127,567	133,245	691,490
8516720000	Toasters	20,016	374,220	102,844	1,239,726
8516791000	Kettles	13,091	153,741	88,448	359,688
8516799000	Other electro-thermic appliances	144,358	1,204,000	604,477	4,161,713
8516801000	Elect heating resistor for type-founding/type-setting mach; for indust. furnaces	144	31,963	5,170	262,501
8516802000	Sealed hotplates for domestic appliances	41	2,571	100	76,111
8516803000	Other electric heating resistors fordomeestic appliances	43,257	98,756	170,468	463,263
8516809000	Other electric heating resistors not fordomeestic appliances	69,605	470,990	423,189	3,256,479
8516902000	Parts of goods of sub 8516.33,816.50,8516.60, 8516.71/8516.79.10	580,097	2,838,862	1,062,209	4,953,703
8516903000	Parts of goods of sub 8516.10	44,109	449,180	152,093	975,449
8516909000	Other parts of goods of sub 8516	1,763,349	11,175,220	8,654,197	55,369,769
8517110000	Line telephone sets with cordless handsets	2,084	419,238	35,433	21,549,406
8517120000	Telephones for cellular networks/for other wireless networks	1,062,847	6,086,108	198,222,278	884,473,663
8517180000	Other telephone sets	223,734	1,203,390	6,705,730	39,836,693
8517610010	Set top boxes which have a communication functions of base station	1,416	1,404,887	165,580	56,707,925
8517610020	Base station for radio-broadcasting	0	92	0	1,386
8517610090	Other base stations	300,607	1,725,814	39,513,797	116,309,848
8517621000	Radio transmitters/receivers for simult.interpretaion at multiligual conference	0	3,040	0	1,059,039
8517622100	Control & adaptor units, incl. gateways, bridges and routers	41,818	218,343	308,419	2,103,709
8517622900	Oth unit of automatic data process mach other than those of heading 84.71	1,653	22,465	61,764	1,047,806
8517623000	Telephonic/telegraphic switching app	36,084	150,863	5,526,736	16,982,980
8517624100	Modems including cable modems and modem cards	43,213	527,864	5,908,809	52,124,258
8517624200	Concentrators/multiplexers	183,818	699,812	7,210,007	38,858,568

**I.3. IMPOR MENURUT KOMODITI / IMPORT BY HS COMMODITY**  
**\*\*\* AGUSTUS / AUGUST 2008 \*\*\***

HS	Uraian Komoditi Commodity Description	Berat Bersih / Net Weight (Kg)		Nilai / Value C.I.F (US\$)	
		Bulan ini Current Month	Kumulatif Cum.Jan. to date	Bulan ini Current Month	Kumulatif Cum.Jan. to date
8517624910	Set top boxes which have a communi-funcof app for carrier-current line system	0	17,464	0	259,388
8517624990	Oth app for carrier-current line systemor for digital line systems	11	1,700	1,388	96,248
8517625100	Wireless lans	1,345	2,015	26,374	33,948
8517625200	Transmission/reception app for simultaneinterpretai on at multiigual conference	0	94	0	5,128
8517625300	Other transmission apparatus for radio-telephony/radio-telegaphy	321,913	2,774,020	60,658,835	446,701,928
8517625900	Transmission/reception app.for simultaneinterpretai on at multiigual conference	48,008	91,420	1,461,379	8,789,479
8517626100	Transmission apparatus for radio-telephony/radio-telegaphy	0	24,632	0	11,745,188
8517626910	Data compression tools	1,018	1,635	14,016	25,333
8517626990	Oth machines for reception, conversion & transmission of voice or image	0	371	0	21,083
8517629000	Oth mach for the reception, conversion &transmis/regenerate of voice,images,data	55,848	1,015,317	1,665,229	48,355,888
8517691000	Portable receiver for call, alert/page &paging alert devices, including pagers	11	749	339	13,652
8517692000	Oth app. for transmission/recept voicesfor radio-telephony/radio-telegaphy	550	9,333	19,873	422,527
8517699000	Oth app. for transmission/recept voices	43,306	459,024	5,501,514	45,816,693
8517701000	Parts of control and adaptor units incl.gateways, bridges, routers	7,340	133,339	1,621,331	10,645,198
8517702100	Parts of cellular telephones	120,452	918,153	501,908	6,073,157
8517702900	Oth parts of transmission app, oth thanradio-broadcasting/television trans app	82,893	511,974	3,751,013	23,907,033
8517703100	Other printed circuit boards, assembledfor line telephony/line telegraphy	1,003	66,314	149,851	3,549,275
8517703200	Other printed circuit boards, assembledfor radio-telephony/radio-telegaphy	3,793	291,830	372,591	6,407,102
8517703900	Other printed circuit boards, assembledfor other	1,088,724	3,218,270	62,511,033	170,811,854
8517704000	Antennae of a kind used with apparatusfor radio-telephony/radio-telegaphy	487,237	1,409,745	15,947,141	42,940,201
8517709100	Oth parts for line telephonyor line telegraphy	69,272	464,835	3,207,880	20,967,393
8517709200	Other parts for radio-telephonyor radio-telegaphy	25,787	133,691	140,980	1,977,550
8517709900	Other parts in subheading 85.17.70	1,454,591	7,630,812	141,347,495	637,877,942
8518101100	Microphones having a frequency rangeof 300 hz to 3.4 khz	878	65,355	23,462	394,113
8518101900	Oth microphones,whether/not withtheir stands	107,505	491,477	306,456	1,411,111
8518109000	Other microphones	352,909	1,547,435	1,590,569	8,318,838
8518210000	Single loudspeakers, mounted in theirenclosures	427,682	2,658,131	1,383,645	8,159,177
8518220000	Multiple loudspeaker, mounted inthe same enclosures	463,335	4,388,565	1,493,268	12,895,137
8518291000	Box assembly speakers	13,484	175,093	35,676	534,798
8518292000	Loudspeakers,without housing, havinga freq 300 hz to 3.4 khz	5,216	34,161	35,117	157,361
8518299000	Other loudspeakers	555,032	4,825,113	2,863,408	23,115,815
8518301000	Headphones	47,822	210,128	187,020	854,937
8518302000	Earphones	119,183	503,858	771,138	2,429,506
8518303100	Handsets for telephonic apparatus	4,862	17,329	15,305	74,016
8518303900	Other headphones and earphones,combined microphone/speaker sets	3,728	53,258	71,156	492,024
8518304000	Line telephone handsets	15	13,635	116	200,377
8518309000	Sets consisting of a microphone and oneor more loudspeakers	23,587	1,431,371	155,148	8,259,541
8518401000	Audio-frequency electric amplifiers,having 6/more inputs signal lines	1,837	26,724	16,536	243,449
8518402000	Audio-frequency electric amplifier usedas repeaters in line telephony	0	25	0	3,905
8518403000	Audio-frequency electric amplifier usedas repeater in telephony not line tlpny	18	3,552	1,029	103,086
8518409000	Other amplifier listrik audio-frekuensi	148,155	981,776	452,218	3,165,027
8518500000	Other electric sound amplifier sets	285,442	1,507,006	973,064	5,209,404
8518901000	Parts of subhead 8518.10.11,8518.29.208518.30.40, 8518.40.20,inc print circuit	679,297	4,714,061	3,546,302	24,137,488
8518902000	Parts of goods of subheadings 8518.40.10	20,616	235,373	94,132	2,059,442
8518909000	Parts of goods of subheadings 8518.50.108518.50.20	1,327,813	7,625,708	5,772,586	43,385,041
8519200000	App operated by coins, banknotes, bankcard, token/by other mean of payment	14,828	52,201	4,232	352,165
8519300000	Turntables (record-decks)	133	987	454	12,357
8519500000	Telephone answering machines	1	3,175	240	5,093
8519811000	Pocket size cassette recorders, thedimensions of which < 170 x 100 x 45 mm3	4,334	14,349	9,256	181,167
8519812000	Cassette recorders, with amplifiers/loud-speakers, operate with ext. source-power	0	74,110	0	663,952
8519813000	Compact disc players	35,423	302,551	129,610	1,176,561
8519815000	Dictating mach not capable of operatingwithout an external source of power	0	159	0	17,645
8519816000	Magnetic tape recorder incorp soundreproducing app, digital audio type	10,662	78,933	80,629	491,108
8519817000	Other sound reproducing app, cassettetype	6,132	76,700	12,908	163,548
8519819000	Other apparatus using magnetic, opticalor semi-conductor	81,126	290,678	237,042	1,741,528
8519891100	Cinematographic sound reproducers forfilm of a width of less than 16 mm	0	30	0	300
8519892000	Record-players with/without loudspeakers	1,228	30,046	58,286	122,566
8519899000	Other apparatus not using magnetic,optical/semiconductor	456,065	2,810,146	946,184	6,226,074
8521100000	Magnetic tape-type of video recording/reproducing apparatus with video tuner	341	115,420	13,016	3,864,676
8521901100	Laser disc player for used in cinemato-graphy, television/broadcasting	1,604	3,490	45,772	459,705
8521901900	Other laser disc players	13,603	82,126	444,457	1,257,773
8521909100	Oth video recording for used in cinematography, television/broadcasting	107,110	455,595	397,588	1,276,831
8521909900	Oth video recording/reproducing app,whether/not incorp. a video tuner.	505,204	4,357,544	6,573,579	51,424,523
8522100010	Pick-up cartridges for special used incinematography, television/broadcasting	171	332,981	46,317	5,149,374
8522100090	Other pick-up cartridges	36,910	335,836	183,152	6,682,268
8522901000	PCB assemblies for TV, broadcastingcinematograph sound recorder/reproducer	49,307	686,018	1,791,591	12,117,431
8522902000	Printed circuit boards assemblies fortelephone answering machines	659	73,883	155,894	3,929,291
8522904000	Audio/video tapedecks and compact discmechanisms	899	68,327	37,318	1,669,370
8522905000	Audio/video reproduction heads, magnetictype, magnetic erasing heads and rods	630	33,718	15,450	791,654
8522909100	Oth parts, accessories of cinematographysound recorders/reproducers	64,585	185,140	10,014,478	15,211,069
8522909200	Other parts of telephone answeringmachines	6,110	11,399	1,061,570	1,402,579
8522909300	Other parts and accessories for goods ofsubheading 8519.81/heading 85.21	137,258	825,905	7,202,430	39,070,641
8522909900	Other parts and accessories for goods ofsubheading 85.19 other than 85.19.81	1,239,616	10,963,621	69,092,260	664,374,331

**I.3. IMPOR MENURUT KOMODITI / IMPORT BY HS COMMODITY**  
**\*\*\* AGUSTUS / AUGUST 2008 \*\*\***

HS	Uraian Komoditi Commodity Description	Berat Bersih / Net Weight (Kg)		Nilai / Value C.I.F (US\$)	
		Bulan ini Current Month	Kumulatif Cum.Jan. to date	Bulan ini Current Month	Kumulatif Cum.Jan. to date
8523211000	Cards incorporating a magnetic stripeunrecorded	1,104	59,128	19,822	774,555
8523212000	Cards incorporating a magnetic striperecorded	7,362	23,193	17,129	143,008
8523291100	Magnetic tapes, of a width < 4mm forcomputer tapes, unrecorded	612	15,059	7,684	50,223
8523291200	Magnetic tapes, of a width < 4mm forvideo tapes, recorded	282	1,378	2,532	14,765
8523291910	Other magnetic tapes, of a width < 4mmunrecorded	10,402	90,836	48,538	276,561
8523291990	Other magnetic tapes, of a width < 4mmrecorded	1,057	1,889	14,960	43,310
8523292100	Magnetic tapes, of a width >= 4mm, and< 6.5 mm for computer tapes, unrecorded	23,551	70,066	60,194	182,108
8523292200	Magnetic tapes, of a width >= 4mm, and< 6.5 mm for computer tapes, recorded	16,954	51,938	48,324	125,740
8523292910	Other magnetic tapes, of a width >= 4mm,and < 6.5 mm, unrecorded	2,076	26,958	35,716	465,098
8523292990	Other magnetic tapes, of a width >= 4mm,and < 6.5 mm, recorded	0	185	0	5,442
8523293100	Magnetic tapes, of a width >=6.5 mm forcomputer tape,in pancake/jumbo,unrecord	99	1,825	3,648	75,962
8523293200	Magnetic tapes, of a width >=6.5 mm forother computer tapes, unrecorded	0	8,509	0	35,648
8523293300	Magnetic tapes, of a width >=6.5 mm foroth, in pancake/in jumbo form,unrecorded	0	42	0	4,722
8523293910	Oth magnetic tapes, of a width >=6.5 mm,unrecorded	60,032	597,120	330,878	2,460,902
8523293990	Oth magnetic tapes, of a width >=6.5 mm,recorded	0	659	0	11,237
8523294100	Magnetic discs for reproducingphenomena other than sound/image	0	190	0	3,795
8523294200	Magnetic discs for reproducing representof instruction, data, sound, image	3,647	35,124	20,751	310,547
8523294300	Other magnetic discs, unrecorded	438	776	3,120	17,186
8523294400	Other magnetic discs, recorded	44	34,526	2,459	482,911
8523299100	Magnetic media for computer use, unrecorded	0	1,147	0	1,726
8523299200	Magnetic media for reproducing forreproducing phenomena not sound/image	501	648	1,026	15,256
8523299300	Magnetic media for reproducing representof instruction, data, sound, image	0	9	0	2,861
8523299900	Other magnetic discs	10,514	205,134	151,509	1,586,440
8523401100	Discs for laser reading systems forcomputer use, unrecorded	133,583	892,352	3,970,440	31,109,305
8523401200	Discs for laser reading systems forreproducing phenomena not sound/image	23,699	206,491	487,150	5,770,192
8523401300	Discs for laser reading systems forreproducing sound only	0	1,399	0	5,250
8523401400	Discs for laser reading system for reprepresent of instruct,data,sound,image	4,187	17,871	2,235,455	5,017,653
8523401900	Other discs for laser reading systems	396	4,734	9,958	581,939
8523409100	Optical media for computer use,unrecorded	175	10,605	22,101	457,162
8523409200	Optical media for reproducingphenomena not sound/image	10	1,357	6,277	924,908
8523409400	Optical media for reproducing, representof instruction, data, sound, image	1,477	15,119	174,681	14,020,924
8523409910	Other optical media, unrecorded	3,859	4,297	3,733	245,558
8523409990	Other optical media, recorded	3,590	47,324	279,989	2,715,960
8523511000	Solid-state non-volatile storage devicesuitable for computer use, unrecorded	1,293	4,054	30,707	151,782
8523513000	Solid-state non-volatile storage devicesrepresent. of instruct,data,sound,images	0	3,865	0	238,276
8523519010	Solid-state non-volatile storage devicesunrecorde	0	266	0	375
8523519090	Solid-state non-volatile storage devicesrecorded	45	2,796	3,972	110,937
8523520000	Smart cards	94,331	813,111	7,495,677	64,812,772
8523591000	Proximity cards and tags	6,665	17,475	57,277	219,994
8523592000	Other semiconductor media, suitablefor computer use, unrecorded	1,294	6,154	8,150	201,625
8523593000	Other semiconductor media, suitablereproducing, phenomena not sound/image	0	53	0	5,839
8523594000	Oth semiconductor media, suitable repro,represent of instruct,data,sound,image	1,405	2,841	18,037	59,813
8523599010	Other semiconductor media, unrecorded	0	22	0	1,485
8523599090	Other semiconductor media, recorded	267	932	25,512	32,668
8523801000	Oth disc,tapes, solid-state non-volatilestorage for computer use, unrecorded	218	9,095	172,480	5,465,836
8523802000	Oth disc,tapes, solid-state non-volatilestorage for repro, pheno not sound/image	0	176	0	23,259
8523803000	Oth disc,tape,solid-state non-vlil forrepro,represent of instruct,data,sound	4,671	27,111	15,701	73,308
8523804000	Gramophone records	2	916	48	67,682
8523809010	Oth discs,tapes,solid-state non-volatilestorage unrecorded	1	5,015	8	5,939
8523809090	Oth discs,tapes,solid-state non-volatilestorage recorded	302	7,170	2,373	223,878
8525500010	Transmission apparatus forradio-broadcasting	5,598	128,812	86,491	3,808,246
8525500020	Transmission apparatus for television	7,098	73,943	76,878	3,450,739
8525500090	Other transmission apparatus for other	9,311	57,719	78,938	1,293,425
8525600000	Transmission apparatus incorporatingreception apparatus	141	16,720	32,442	2,169,738
8525801000	Web cameras	19,193	128,489	106,547	574,124
8525802011	Digital still image video cameras	4,122	109,233	101,337	2,316,810
8525802019	Other digital camera	20,170	212,076	568,407	4,821,088
8525802020	Video camera recorders	24,412	158,891	429,032	2,662,701
8525809000	Television camera	39,098	284,747	599,912	9,352,172
8526101000	Radar app, ground base,/of a kind forincorp in civil aircraft/seagoing vessel	13,182	93,723	681,806	6,399,131
8526109000	Other radar apparatus	23,409	130,669	591,796	3,367,312
8526911000	Radio navigational aid app, for incorpin civil aircraft/seagoing vessel	210	22,208	11,152	704,200
8526919000	Other radio navigational aid apparatus	61,290	784,352	638,147	6,160,187
8526920000	Radio remote control apparatus	26,260	274,901	1,006,760	10,627,580
8527120000	Pocket-size radio cassette-players	85,615	324,213	85,837	483,825
8527131000	Oth app combined with sound, recordingor reproducing apparatus, portable	2,308	249,621	65,782	1,078,556
8527139000	Oth app combined with sound, recordingor reproducing apparatus, not portable	58,078	253,117	408,314	2,132,277
8527191100	Reception app capable of plan, manage,monitor electromagnet spectrum portable	0	19,050	0	15,746
8527191900	Reception app capable of plan, manage,monitor electromagnet spect not portable	22,992	32,810	35,721	192,367
8527199100	Oth radio-broadcast receiver can operatewithout extern source of power, portable	0	13,233	0	23,160
8527199900	Oth radio-broadcast receiver can operatewithout ext source of power,not portable	5,932	59,245	18,440	175,497
8527210000	Radio-broadcast receiver,use ext sourcepower combined with sound record app	44,853	278,931	655,339	4,411,195
8527290000	Radio-broadcast receivers,not capable ofoperate without extern source of power	33,420	299,070	1,275,292	8,026,720

**I.3. IMPOR MENURUT KOMODITI / IMPORT BY HS COMMODITY**  
**\*\*\* AGUSTUS / AUGUST 2008 \*\*\***

HS	Uraian Komoditi Commodity Description	Berat Bersih / Net Weight (Kg)		Nilai / Value C.I.F (US\$)	
		Bulan ini Current Month	Kumulatif Cum.Jan. to date	Bulan ini Current Month	Kumulatif Cum.Jan. to date
8527911000	Oth recept app for radio-broadcast,combi-ned with sound record app. portable	537	46,242	9,166	110,281
8527919000	Oth recept app for radio-broadcast,combi-ned with sound record app. not portable	113,445	780,698	699,586	4,767,342
8527921000	Oth recept app for radio-broadcast, notcombined with sound record app. portable	1,104	5,011	14,071	65,501
8527929000	Oth recept app for radio-broadcast, notcombi with sound record app not portable	17,582	115,114	164,388	1,807,422
8527991000	Other reception app for radio-broadcast,portable	0	160,057	0	206,724
8527999000	Other reception app for radio-broadcast,not portable	7,269	159,357	42,225	829,926
8528411000	Colors cathode-ray tube monitor forused in auto data proc. system, hd 84.71	627,249	7,692,482	767,173	9,416,009
8528412000	B/w of cathode-ray tube monitor forused in auto data proc. system, hd 84.71	12,549	97,625	23,289	265,596
8528491000	Oth color cathode-ray tube monitor usedin auto data process system head. 84.71	6,977	74,391	181,840	1,946,382
8528492000	Oth b/w/monch color cathode-ray tubemonitor in auto data proc system,hd 8471	638	18,043	1,838	820,464
8528511000	Projection type flat panel display unitfor auto data process system hd 84.71	69,839	208,098	1,883,260	5,588,813
8528512000	Oth color monitor use in an auto dataprocess system head. 84.71	722,291	6,308,115	23,596,909	226,544,928
8528513000	Other b/w/monochrome monitor used inautomatic data process system hd 84.71	4,175	140,739	34,768	987,474
8528591000	Oth color monitors use in an auto data	77,365	444,225	373,905	3,292,619
8528592000	Other b/w/monochrome monitors	13,016	43,030	31,966	501,871
8528611000	Flat panel display types used in auto-data processing system head. 84.71	0	886	0	58,411
8528619000	Oth projector for used in an automaticdata process system head. 84.71	5,428	57,456	29,452	1,748,182
8528690000	Other projectors	2,971	205,157	96,431	558,538
8528711000	Recept app for TV, not design to incorpvideo display.with communication funct	13,114	52,754	344,414	777,629
8528719000	Other recept. app for TV, not design toincorporation a video display	4	98,215	11	258,487
8528721000	Other color receivers, battery operated	0	406	0	732
8528729000	Other color receivers, not batteryoperated	145,095	1,296,706	4,098,747	18,459,289
8528731000	Other b/w receivers, mains operated/battery operated	0	170	0	220
8528739000	Other b/w receiver, not battery operated	0	60,594	0	164,460
8529102000	Parabolic aerial reflector dishes fordirect broadcast,multi-media system&part	294,223	2,942,729	901,751	14,950,206
8529103000	Telescopic, rabbit & dipole antennae fortelevision/radio receivers	101,913	708,182	474,268	4,158,203
8529104000	Aerial filters and separators	82,233	380,155	252,200	1,831,864
8529106000	Feed horn (wave guide)	38,833	222,170	168,620	1,092,389
8529109200	Other aerial/reflector with trnsmissionapparatus for radio-broadcasting/tv	35,691	251,778	600,938	2,832,172
8529109900	Aerials&reflect.s of all kinds not forradio-telephony/radio-telegraphy	471,256	4,120,081	10,970,817	227,576,948
8529902000	Parts of decoders suitable for use withthe app of headings 85.25 to 85.28.	45,004	389,136	1,844,744	4,725,421
8529904000	Parts of digital cameras/video camerarecorders with app of hd 85.25 to 85.28	7,165	141,608	229,172	11,698,478
8529905100	Other PCB, assembled for goods ofsubheading 8525.50/8525.60	1,065	47,407	28,971	703,888
8529905200	Other PCB, assembled for goods of subhd8527.(13;19;21;29, 91 atau.99)	64,096	977,252	248,734	4,427,495
8529905300	Other PCB, assembled for flat paneldisplay of heading 85.28	120,670	576,498	2,681,928	11,148,785
8529905400	Other PCB, assembled for TV receiversof heading 85.28	147,057	790,476	297,381	2,908,024
8529905500	Other PCB, assembled for goods ofheading 85.28	1,704	15,933	69,684	391,559
8529905900	Other PCB	376,723	1,576,326	4,716,113	33,768,534
8529909100	Parts of TV receivers suitable forwith the apparatus of hd 85.25 to 85.28	3,108,376	20,313,420	21,423,193	136,903,595
8529909400	Parts of flat panel display for usewith the apparatus of hd 85.25 to 85.28	4,984	35,264	77,819	824,258
8529909900	Other parts suitable for usewith the apparatus of hd 85.25 to 85.28	726,345	5,183,751	16,811,248	162,169,042
8530100000	Elect. signall, safety/traffic controlequip for railways/tramways	1,241	82,337	28,805	1,091,543
8530800000	Elect. signall, safety/traffic controlequip for road,inland waterway,park fasc	18,148	70,865	1,794,337	2,646,898
8530900000	Part of electrical signall, safety/traffic control equipment	4,186	178,366	78,849	2,315,233
8531101000	Burglar alarms	8,561	60,728	224,813	651,962
8531102000	Fire alarms	5,366	332,586	221,381	2,045,771
8531103000	Smoke alarms	2,974	21,448	43,831	220,475
8531109000	Other alarms and similar apparatus	54,069	396,092	967,223	7,189,934
8531200000	Indicator panel incorp liquid crystaldevices (lcd)/light emitting diode (led)	116,281	1,016,225	5,937,930	52,936,307
8531801100	Door bells, buzzers and dings	14,407	57,454	44,012	236,207
8531801900	Other electric bells	7,777	139,734	436,641	5,507,591
8531802000	Flat panel displays(including electroluminescence, plasma and other technolog	23,031	2,364,902	982,305	78,234,845
8531809010	Telegraphic apparatus for ships engineerrooms	38	33,026	1,488	939,099
8531809090	Other electric sound/visual signallingapparatus	14,479	137,304	184,203	2,338,056
8531901000	Parts incl, printed circuit assembliesof subheading 8531.20/8531.80.20	1,427	13,669	45,702	621,151
8531902000	Parts of door bells/other door soundsignaling apparatus	20	15,473	330	529,111
8531909000	Other parts of electric sound/visualsignaling apparatus	4,285	101,778	77,203	2,368,813
8532100000	Fixed capacitor design for use in 50/60hz circuit, reactive power >0.5 kvar	266,819	1,858,511	2,711,759	21,680,061
8532210000	Tantalum fixed capacitors	6,332	200,877	310,023	9,790,265
8532220000	Aluminium electrolytic fixed capacitors	275,244	2,114,085	3,064,078	33,265,482
8532230000	Ceramic dielectric, single layer of fixedcapasitor	41,497	326,294	909,943	7,940,439
8532240000	Ceramic dielectric, multilayer	238,862	586,312	2,625,977	14,658,866
8532250000	Dielectric of paper/plastics of fixedcapasitor	27,844	283,007	612,443	4,764,036
8532290000	Other fixed capacitors	293,835	1,504,295	5,260,850	29,019,256
8532300000	Variable/adjustable(pre-set)capacitors	156,317	792,016	2,530,484	21,922,386
8532900000	Parts of other fixed capacitors	441,093	3,705,634	8,832,991	76,292,657
8533101000	Fixed carbon resistors, composition/filmtypes surface maunted	143,152	1,679,539	4,167,040	14,649,442
8533109000	Fixed carbon resistors, composition/filmtypes not surface maunted	45,803	269,917	1,315,597	8,412,991
8533210000	Oth fixed resistors for a power handlingcapacity <= 20w	14,739	155,784	496,688	6,191,168
8533290000	Oth fixed resistors for a power handlingcapacity > 20w	130,211	1,046,537	4,504,370	53,101,673
8533310000	Wirewound variable resistors, rheostats,for a power handling capacity <= 20w	3,813	38,836	95,726	593,762
8533390000	Wirewound variable resistors, rheostats,for a power handling capacity > 20w	6,563	63,111	20,479	759,717
8533400000	Other variable resistors, includingrheostats and potentiometers	21,932	216,778	213,880	2,767,900

**I.3. IMPOR MENURUT KOMODITI / IMPORT BY HS COMMODITY**  
**\*\*\* AGUSTUS / AUGUST 2008 \*\*\***

HS	Uraian Komoditi Commodity Description	Berat Bersih / Net Weight (Kg)		Nilai / Value C.I.F (US\$)	
		Bulan ini Current Month	Kumulatif Cum.Jan. to date	Bulan ini Current Month	Kumulatif Cum.Jan. to date
8533900000	Parts of lectrical resistors	75,432	995,146	1,320,961	19,493,509
8534001000	Printed circuits, single-sided	65,127	617,735	1,298,094	10,815,569
8534002000	Printed circuits, double-sided	12,688	182,920	421,442	5,281,724
8534003000	Printed circuits, multi-layer	38,735	599,981	1,181,505	24,271,517
8534009000	Oth printed circuits	403,630	3,815,679	12,992,833	95,687,539
8535100000	Fuses for voltage >1000volts	6,522	197,613	134,318	2,688,448
8535211000	Automatic circuit breakers for a volt< 72.5 kv, moulded case type	948	28,738	21,385	663,029
8535219000	Automatic circuit breakers for a volt< 72.5 kv, other than moulded case type	118,318	727,440	2,707,420	16,828,265
8535290000	Automatic circuit breakers for a volt>= 72.5 kv, moulded case type	181,902	251,738	1,322,179	2,545,613
8535301000	Isolating switches, make-&-break switchsuitable for a volt > 1 kv & < 40 kv	14,149	204,427	294,325	5,845,952
8535302000	Isolating switches, make-&-break switchfor voltage >= 66 kv	1,958	33,625	13,820	337,598
8535309000	Isolating switches, make-&-break switchfor voltage >= 40 kv and < 66 kv	81,498	647,957	1,509,896	12,555,684
8535400000	Lightning arresters, voltage limitersand surge suppressors	32,258	461,155	323,944	4,139,951
8535901000	Bushing and tap changer assemblies forelectricity distrib/power transformers	45,755	697,041	718,885	9,947,739
8535909000	Oth elect app. for switch/protoc. electcircuits,for make connect elect circuits	326,404	2,082,602	2,870,628	26,558,154
8536101000	Thermal fuses; glass type fuses forvoltage <= 1000volts	75,774	705,098	480,257	5,996,071
8536109000	Other fuses for voltage <= 1000 volts	121,599	927,323	901,901	5,744,437
8536201000	Automatic circuit breakers mouldedcase type for voltage <=1000volts	15,500	93,259	276,717	1,306,159
8536202000	Auto-circuit breaker for incorp intoelec-thermic for voltage <=1000volts	944	3,738	2,009	47,089
8536209000	Other automatic circuit breakersfor voltage <=1000volts	147,661	850,601	1,670,563	8,353,244
8536300000	Oth apparatus for protecting electricalcircuits	175,762	1,250,742	1,690,276	11,983,228
8536410000	Relay for a voltage <= 60 voltcircuits	86,828	692,178	1,719,505	13,158,802
8536490000	Relay for a voltage > 60 volts and<= 1000 volts	81,775	820,426	1,688,601	13,445,938
8536502000	Over current, residual current automaticswitches for voltage <= 1000 volts	15,714	95,503	262,358	3,119,664
8536503100	High inrush switch, commutator for stoveranges, microphone switch, domestic use	14,353	139,936	40,413	487,839
8536503900	High inrush switch, commutator for stoverange,microphone switch,not domestic use	117,044	909,816	919,413	7,065,431
8536504000	Miniature switches for rice cooker/oventoasters	436	5,664	11,668	39,766
8536505000	Electronic ACswitch consist of opticalcouple input,output circuits,elect switc	26,821	102,143	631,766	4,204,903
8536506100	Make, break switches for domestic usewith rated current carry cap < 16 amps	281	13,598	8,393	84,682
8536506900	Make, break switch not for domestic usewith rated current carry cap < 16 amps	3,926	63,576	105,723	973,387
8536509100	Starters for elect motor,fuses,switch,fuse, suitable for use in electric fans	36,747	473,784	1,195,332	10,058,183
8536509910	Smoke switches	570	30,242	18,992	473,320
8536509990	Oth electronic ACswitches for voltage< 1000 v & acurrent <= 11 amps	422,250	3,253,401	5,891,409	44,928,719
8536611000	Lamp-holders of a kind for compact lampor halogen lamps	34,425	142,839	48,454	351,560
8536619000	Lamp-holders oth than compact lamps/halogen lamps	171,489	1,285,581	313,025	2,302,776
8536691100	Telephone plugs for domestic use, ratecurrent carrying capacity < 16 amps	38,137	218,442	931,980	2,487,353
8536691900	Telephone plugs not for domestic use,rate current carrying capacity < 16 amps	18,308	116,960	61,078	646,805
8536692100	Av sockets,cathode ray tube sockets fortv,radio receiv, cap<16amp,domestic use	5,018	11,598	4,494	18,029
8536692900	Av sockets,cathode ray tube sockets fortv,radio recv,cap<16amp,not domestic use	60,338	434,324	812,495	3,744,722
8536693100	Sockets,plug for co-axial cable,printedcircts, domestic use, radio equip,<16amps	1,465	6,101	47,339	123,371
8536693900	Sockets,plug for co-axial cable,printedcircts,not domest use,radio equip,<16amp	29,943	134,180	134,699	980,741
8536699100	Other plug and sockets, domestic use,radio equip., acapacity < 16 amps	503	9,761	32,915	252,796
8536699900	Other plug & sockets, not domestic use,radio equip., acapacity < 16 amps	118,914	981,396	1,312,791	7,943,209
8536700000	Connectors for optical fibres, opticalfibres bundles/cables	29,267	171,051	468,587	4,686,214
8536901100	Connection, contact elements for wiresand cables; wafer probers	86,098	531,649	7,087,883	15,507,569
8536901900	Other connection, contact elements forwires and cables; wafer probers	109,988	1,574,633	2,174,305	30,957,669
8536902100	Junction boxes for domestic use,cap. <16 amps, for use elect fan/radio	11,078	67,190	94,196	976,440
8536902900	Junction boxes not for domestic use,cap. <16 amps, for use elect fan/radio	257,340	2,241,511	4,051,904	28,561,759
8536903100	Cable connectors consist of a jack plug,domestic use,<16amp, for elect fan/radio	25,630	270,876	311,259	3,216,369
8536903900	Cable connectors consist of a jack plug,not domestic,<16amp, for elect fan/radio	507,467	3,597,509	6,832,588	59,410,659
8536909100	Oth cable connect consist of jack plug,cap. <16 amps, for use elect fan/radio	133,341	1,261,780	3,572,160	32,783,599
8536909910	Connector & socket cable for ic,printedcircuit	67,466	1,583,133	2,426,940	16,753,701
8536909990	Other connector and socket cable	510,975	3,800,448	6,378,738	57,170,869
8537101000	Switchboards&control panels for voltage<= 1000 volt	94,618	633,778	1,585,555	14,777,173
8537102000	Distribution boards for use with goodsof hd.84.71.85.17.85.25 < 1000 volt	88,815	230,917	853,962	3,772,094
8537103000	Programmable logic controllers for auto-mach for trans. for voltage <=1000volt	7,278	68,098	137,552	722,692
8537109000	Oth board for elect control for voltage<= 1000volt	180,023	1,540,236	3,448,498	26,657,037
8537201100	Switchboards incorp. elect instrum forbreak, connect/protect elect circt>66 kv	181,730	837,348	1,186,466	6,686,232
8537201900	Switchboards incorp. elect instrum forbreak,connect/protoc e-circt<1000v&>66kv	57,287	762,985	2,764,269	9,453,354
8537202100	Control panel incorp. elect instrum forbreak,connect/protect e-circuit > 66 kv	19,323	241,705	92,116	3,262,094
8537202900	Other control panels for a voltage>1,000 volts	83,382	796,938	1,158,136	7,503,414
8537209000	Oth board for electric control fora voltage > 1000 volt	203,469	3,209,331	5,334,331	30,990,709
8538101100	Parts of programmable logic controllersfor auto mach for trans. for <=1000v	2,699	94,258	28,660	2,336,062
8538101200	Board,panel,console,desk,cabinets ofuse in radio equipment, voltage <= 1000v	0	1,932	0	51,312
8538101900	Oth board,panel,console,desk,cabinets ofused in radio equipment, voltage<=1000v	40,942	685,406	293,038	11,793,685
8538102100	Parts of programmable logic control forauto-mach for trans. for voltage >1000 v	272	49,955	2,037	3,890,195
8538102200	Board,panel,console,desk,cabinets ofa used in radio equip, voltage>1000 v	30	323	3,121	3,630
8538102900	Board,panel,console,desk,cabinets ofused in radio equip, voltage>1000 v	116,088	825,753	2,267,490	15,410,592
8538901100	Oth board,panel,console,desk,cabinetsconnect for wires, wafer prober<=1000 v	103,880	615,195	1,537,519	9,318,477
8538901200	Parts of goods of subhd 8536.50.50,8536.69.30,8536.90.10 for voltage<=1000v	13,989	134,139	235,963	1,871,733
8538901300	Parts of goods of subheading8537.10.20 for voltage <=1000 volt	0	220	0	46,111
8538901900	Other parts of boards,panels consoles,for voltage <=1000 volt	29,917	586,487	950,164	7,050,332
8538902100	Parts/printed circuit ass. of telephoneplug connec for wires,wafer prober>1000v	2,331	22,553	41,886	371,449

**I.3. IMPOR MENURUT KOMODITI / IMPORT BY HS COMMODITY**  
**\*\*\* AGUSTUS / AUGUST 2008 \*\*\***

HS	Uraian Komoditi Commodity Description	Berat Bersih / Net Weight (Kg)		Nilai / Value C.I.F (US\$)	
		Bulan ini Current Month	Kumulatif Cum.Jan. to date	Bulan ini Current Month	Kumulatif Cum.Jan. to date
8538902900	Other parts of boards,panels consoles,for voltage > 1000 volt	819,184	4,529,533	26,257,777	123,916,124
8539101000	Sealed beam lamp units for motorvehicles of chapter 87	83,695	579,875	469,148	2,842,978
8539109000	Other sealed beam lamp units	7,566	185,454	104,551	2,316,990
8539212000	Tungsten halogen for used in medicalequipment	0	1,244	0	9,082
8539213000	Tungsten halogen for used for vehicles	98,977	556,188	594,177	4,050,453
8539214000	Other reflector lamp bulbs of tungstenhalogen	18,935	68,778	47,177	380,425
8539219000	Oth tungsten halogen	51,005	392,921	489,997	2,973,997
8539222000	Other filament lamps, infra red, power<200 & voltage>100v in medical equip	65	268	500	1,636
8539223000	Other reflector lamp bulbs of a power<=200w & for voltage > 100 volt	6,999	10,247	32,913	81,587
8539229000	Other filament lamps, infra red, power<=200 w& voltage>100v	118,016	390,355	374,870	1,190,476
8539291000	Other filament lamps, excluding uvor infra-red lamps, in medical equipment	2,371	27,881	21,377	134,186
8539292000	Other filament lamps, excluding uvor infra-red lamps, for motor vehicles	116,114	739,598	1,770,188	11,573,323
8539293000	Other reflector lamp bulbs	7,408	75,224	82,328	610,434
8539294000	Flashlight bulbs; miniature indicatorbulbs, rated up to 2.25 v	1,453	16,422	15,075	96,119
8539295000	Other filament lamps, capacity > 200w &<=300w, voltage=100volts	0	9,201	0	131,472
8539296000	Other filament lamps, capacity < 200w &<=300w, voltage <= 100volts	3,868	39,370	8,786	241,921
8539299000	Other filament lamps, excl ultra-violetor infra-red lamps	174,140	1,376,893	850,225	5,256,493
8539311000	Tubes for compact fluorescent lamps	31,943	291,106	694,489	4,368,739
8539319010	Tube lamps	139,917	1,076,667	496,512	3,296,594
8539319020	Compact fluorescent lamps	3,476	84,950	49,682	1,070,225
8539319090	Other fluorescent, hot cathode	1,329,171	9,597,796	7,532,573	51,874,458
8539320000	Mercury/sodium vapour lamps; metalhalide lamps	45,318	297,057	666,043	4,426,366
8539391000	Tubes for compact fluorescent lamps,cold cathode types	76,018	587,308	129,808	872,195
8539392000	Discharge lamps for decorative andpublicity purposes	11,399	24,422	91,295	112,098
8539393000	Other fluorescent cold cathode types	44	9,663	4,575	234,392
8539394000	Electric lamps for mtr vehicle/cycles	27,944	141,024	155,801	700,501
8539399000	Discharge lamps, other than uv lamps	132,769	732,943	405,596	2,882,869
8539410000	Arc lamps	150	14,678	3,713	42,493
8539490000	Ultra-violet/infra-red lamps	17,146	133,027	151,772	1,423,014
8539901000	Part of alumi end caps for fluorescentlamps alum. screw caps for incand lamps	260,151	2,772,794	1,942,845	11,622,425
8539902000	Oth parts,for lamps of vehicles of allkinds	2,573	52,576	32,997	176,121
8539909000	Oth part of elect filament/dischargelamps including sealed beam lamp unit	242,543	2,608,879	2,712,675	28,820,106
8540110000	Color cathode-ray television picturetube incl video monitor cathode-ray tube	4,411,418	55,357,978	8,404,628	107,308,520
8540120000	B/w cathode-ray TV picture tubes,incl video monitor cathode-ray tubes	3	329,983	11	672,172
8540200000	Tv camera tubes; image converters andintensifiers; other photo-cathode tubes	8,002	101,674	40,947	735,655
8540401000	Data/graphic display tubes color foruse with articles of heading 85.25	21	23,030	463	166,361
8540409000	Data/graphic display tube color not foruse with articles of heading 85.25	132	13,522	25,081	389,210
8540500000	Data/graphic display tubes, black andwhite/other monochrome	8,031	58,348	164,847	546,322
8540600000	Other cathode-ray tubes	46,528	104,137	502,492	752,673
8540710000	Magnetrons of microwave tubes	85	16,837	35,011	266,566
8540720000	Klystrons of microwave tubes	0	59	0	366
8540790000	Travelling wave tube, carcinotrons exclgrid-controlled tubes of microwave tubes	485	21,257	1,085	204,628
8540810000	Receiver/amplifier valves and tubes	19	2,497	24,338	55,712
8540890000	Other valves and tubes	7,583	42,453	444,198	1,107,984
8540910000	Parts of cathode-ray tubes	642,806	4,661,391	2,542,212	22,552,007
8540991000	Parts of microwave tubes	17,001	203,517	532,158	6,324,085
8540999000	Other parts of thermionic, cold cathodeor photo cathode valves and tubes	2,880	94,155	130,639	1,520,191
8541100000	Diodes, other than photosensitive/lightemitting diodes	495,859	2,033,086	6,281,283	43,391,500
8541210000	Transistor with a dissipation rateof < 1 w	65,168	218,008	796,345	7,578,357
8541290000	Transistor with a dissipation rateof >= 1 w	785,552	2,054,182	3,886,918	38,432,067
8541300000	Thyristors,diacs and triacs, other thanphotosesintive devices	13,981	152,255	1,053,810	10,739,360
8541401000	Light emitting diodes	34,171	456,202	868,449	17,013,304
8541402000	Photocells, including photodiodes/photo-transistors	20,697	182,228	708,512	4,525,634
8541409000	Oth photosensitive semiconductor device,incluing photovoltaic cells	77,657	447,217	13,834,274	98,447,054
8541500000	Other semiconductor devices	86,988	682,159	2,099,282	18,581,251
8541600000	Mounted piezo-electric crystals	31,069	200,648	1,285,193	8,632,154
8541900000	Parts of diodes,transistors & similarsemiconductor devices	81,455	250,354	696,939	6,952,011
8542310000	Processors,controller, converter, logiccircuit, amplifier, clock timing circuit	398,535	2,987,415	29,495,977	161,096,806
8542320000	Memories of elect integrated circuits	7,448	41,782	283,920	4,594,756
8542330000	Amplifiers of elect integrated circuits	24,242	409,119	721,747	2,986,210
8542390000	Other electronic integrated circuits	312,797	2,612,621	44,331,322	422,528,157
8542900000	Parts of electronic integrated circuits	385,542	3,484,583	46,738,302	415,340,529
8543100000	Particle accelerators	15,243	251,556	953,348	8,422,653
8543200000	Signal generators	345	3,187	18,495	526,928
8543302000	Wet processing equip. for the applic.by immersion of chemical/elec.chemical	98	2,267	59,400	82,535
8543309000	Oth machines & app for electroplating,electrolysis/electrophoresis	35,937	574,372	975,511	18,991,282
8543701000	Electric fence energisers	12,616	19,290	389,868	535,515
8543702000	Remote control apparatus, other thanradio remote control apparatus	154,305	659,063	791,490	4,423,093
8543703000	Electrical machines with translationor dictionary functions	17,988	162,859	767,250	7,939,809
8543704000	Equip for the removal of dust particlesor elimination of electrostatic charge	29	3,104	1,489	103,897
8543705000	Integrated receiver/decoder ird fordirect broadcast multimedia systems	210,784	2,188,348	1,552,536	13,106,846
8543709010	Electrical mine detonators	607	5,140	26,188	353,787
8543709090	Other electrical detonators	102,363	1,585,348	503,101	5,922,014

I.3. IMPOR MENURUT KOMODITI / IMPORT BY HS COMMODITY

\*\*\* AGUSTUS / AUGUST 2008 \*\*\*

HS	Uraian Komoditi Commodity Description	Berat Bersih / Net Weight (Kg)		Nilai / Value C.I.F (US\$)	
		Bulan ini Current Month	Kumulatif Cum.Jan. to date	Bulan ini Current Month	Kumulatif Cum.Jan. to date
8543901000	Parts of goods of subheading 8543.10/8543.20	1	17,905	194	442,575
8543902000	Parts of goods of subheading 8543.30.20	2,280	22,965	2,200	93,152
8543903000	Parts of goods of subheading 8543.70.30	40,172	40,179	359,026	359,355
8543904000	Parts of goods of subheading 8543.70.40	6	3,593	1,782	59,485
8543905000	Parts of goods of subheading 8543.70.50	2,457	155,444	10,247	991,660
8543909000	Other parts of goods of heading 8543	46,152	399,081	670,758	7,941,038
8544110010	Winding wire of copper, laquered/enamelled	372,722	3,703,749	3,565,845	35,092,481
8544110020	Winding wire of copper, cover with papertextile material/PVC	367,516	1,990,334	3,185,044	17,383,881
8544110030	Winding wire of copper, laquer/enamelled& cover with paper, textile material/PVC	167,011	1,878,227	1,223,491	10,710,702
8544110040	Winding wire of copper, rect cross-sect.and without connectors	30,606	534,068	321,481	5,156,634
8544110090	Other winding wire of copper	456,834	2,588,509	2,939,762	19,198,165
8544191000	Winding wire not of copper, laquered/enamelled	9,487	45,342	53,037	469,183
8544192000	Winding wire not of copper of manganese resistance wire	4,872	82,883	68,855	843,225
8544199000	Other winding wire not of copper	347,812	4,900,256	2,643,566	36,391,635
8544201000	Insulated cables fitted with connectors,for a voltage <=66.000volts	450,976	3,603,033	1,878,514	18,017,246
8544202000	Insulated cable not fitted withconnector for a voltage <=66.000volts	1,173,398	8,595,839	7,943,808	42,128,859
8544203000	Insulated cables fitted with connectorsfor a voltage >66.000volts	23,446	73,739	20,144	521,528
8544204000	Insulated cables not fitted withconnectors for a voltage >66.000volts	28,195	253,022	89,397	935,009
8544301000	Wiring harnesses for motor vehicles	194,636	1,520,640	2,428,066	16,850,735
8544309000	Oth ignition wiring sets,oth wiring setfor used in vehicles, aircraft/ships	392,258	4,072,767	3,874,372	36,113,332
8544421100	Telephone, telegraph, radio relay cables submarine, for communication, <= 80 v	13,502	127,397	270,319	1,530,581
8544421900	Other fitted with connectors for telecom-munication, voltage <= 80 v	58,557	822,356	1,090,613	7,073,086
8544422000	Fitted with connectors for telecom-munication voltage > 80 v & <= 1000 v	56,139	415,459	348,657	3,625,803
8544423000	Battery cables for voltage <= 1000 v	7,571	51,711	76,352	600,841
8544429000	Oth fitted with connector, for voltage<= 1000 volts	421,017	4,000,676	3,268,032	29,466,988
8544491100	Telephone,telegraph,radio relay cables submarine, not for communication, <=80 v	40,728	80,171	496,544	1,094,890
8544491900	Other fitted with connectors not for telmunication, voltage <= 80 v	59,840	1,395,137	801,702	14,646,890
8544492100	Shielded wire for mfact.of auto-wiringharnesses, not for communication, <=80 v	10,043	233,534	96,498	1,660,155
8544492900	Oth fitted with connectors, <= 80 v,not for used for telecommunications	158,437	1,778,431	2,707,970	20,841,877
8544493100	Telephone,telegraph,radio relay cables submarine, for communic., >80v & <=1000v	23	39,986	276	315,916
8544493900	Oth fitted with connectors for telecommunication, voltage > 80 v and < 1000 v	159,766	1,610,440	592,308	5,641,068
8544494000	Other fitted with connectors, > 80 v & <= 1000 v of a kind not used for telecom	114,683	1,077,740	1,499,790	14,286,067
8544601000	Other electric conductors, volt > 1 kvand <= 36 kv	25,155	797,657	172,119	5,305,153
8544602100	Plastic insulated elec.cable havingcross sec<=400mm for 36kv<volt<=66kv	22,829	48,457	20,566	212,590
8544602900	Plastic insulated elec.cable havingcross sec>400mm for 36kv<volt<=66kv	217,961	1,568,985	1,737,832	10,013,643
8544603000	Other electric conductors, for a voltage> 66 kv	659,760	2,467,051	20,873,841	66,002,783
8544701000	Optical fibre cables teleph,telegraph,radio relay cables,submarine	2,228	1,762,994	46,277	12,414,268
8544709000	Other optical fibre cables	157,451	1,252,971	1,009,676	15,043,082
8545110000	Electroda of a kind used for furnaces	779,410	8,754,601	2,903,456	29,178,442
8545190000	Electroda of a kind used not for furnace	338,286	810,859	471,402	3,322,006
8545200000	Carbon brushes for electrical purpose	41,617	346,706	587,717	4,442,322
8545900010	Battery carbons	221,629	2,156,707	842,764	5,609,131
8545900090	Lamp carbon, oth articles of graphite/oth carbon, with/without metal	74,719	461,745	240,418	1,612,262
8546100000	Electrical insulators of any material ofglass	145,393	1,442,731	347,446	4,034,971
8546200010	Ceramic bushing for tranformator	22,955	437,936	196,703	3,436,166
8546200090	Oth elect insulators of any material ofceramics	432,650	2,873,266	532,916	3,811,716
8546900000	Oth elect insulators not of glass andof ceramics	390,728	2,190,342	1,546,368	12,287,348
8547100000	Insulating fitting of ceramics	94,024	164,413	464,505	1,937,304
8547200000	Insulating fitting of plastics	230,866	1,902,000	3,589,951	21,228,197
8547901000	Elect conduit, joints therefor, of basemetal lined with insulating materials	47,949	513,826	223,983	2,654,391
8547909000	Oth insulating fittings for elect mach,appliances/equipment, being fittings	53,108	1,282,166	425,853	6,333,042
8548101100	Lead acid scrap of primary cells/battery/elect accumulators used in aircraft	36,057	57,959	65,712	153,943
8548101900	Other lead acid scrap storage batteries,drain/undrained	18,808	90,246	42,012	359,725
8548103100	Waste,scrap copper of prim.cell/battery, elect accumulators of used in aircraft	0	139	0	4,485
8548103900	Other waste, scrap containing mainlycopper	0	765,960	0	436,450
8548109000	Other waste, scrap of primary cells,primary	2,628	173,162	71,070	436,502
8548901000	Image sensors contact type copmrisinga photo-conductive sensor element	3,709	33,843	197,436	1,405,649
8548902000	Printed circuit assemblies incl suchassemblies for external connections	1,710	202,279	169,524	1,946,438
8548909000	Other electrical parts of mach and app, nes	14,781	135,966	810,930	6,762,371
8601100000	Rail locomotives powered from anexternal source of electricity	530,142	1,741,277	1,503,904	23,745,738
8601200000	Rail locomotives powered by electricaccumulators	0	1,429	0	19,222
8602100000	Diesel-electric locomotives	9,312	127,056	450,837	3,320,016
8602900000	Locomotive tenders	0	9,817	0	34,514
8603100000	Self-propelled railway,tramway coach,vantruck powered from ext. source of elect	0	35,292	0	558,660
8603900000	Self-propelled railway,tramway coach,vantruck not power from ext source of elect	0	1,475	0	102,663
8604000000	Railway/tramway maintenance/servicevehicles, whether/not self-propelled	45	119,453	12,218	515,941
8605000000	Railway/tramway passenger coach,not selfpropelled,luggage van,post office coach	0	24,163	0	28,604
8606100000	Tank wagons and the like	8	84,022	229	76,399
8606300000	Self-discharging vans,wagons, oth thanthose of subheading 8606.10	129	129	1,484	1,484
8606910000	Railway/tramway goods vans & wagonnot self-propelled covered and closed	0	18,775	0	127,328
8606920000	Railway/tramway goods vans&wagon notself prope open,removable height<=60cm	0	207	0	21,505
8606990000	Railway/tramway goods vans&wagon notself prope open,removable height > 60cm	0	37,630	0	488,703
8607110000	Driving bogies and bissel-bogies	0	19,880	0	522,934



I.3. IMPOR MENURUT KOMODITI / IMPORT BY HS COMMODITY

\*\*\* AGUSTUS / AUGUST 2008 \*\*\*

HS	Uraian Komoditi Commodity Description	Berat Bersih / Net Weight (Kg)		Nilai / Value C.I.F (US\$)	
		Bulan ini Current Month	Kumulatif Cum.Jan. to date	Bulan ini Current Month	Kumulatif Cum.Jan. to date
8607120000	Other bogies and bissel-bogies	28,900	650,802	150,492	3,256,231
8607190000	Oth, including parts axles & wheels	30,549	2,075,009	729,792	12,010,437
8607210000	Air brakes and parts thereof	22,426	66,939	1,056,217	3,078,119
8607290000	Brakes and parts thereof other than airbrakes	22,357	100,898	848,681	1,150,020
8607300000	Hooks & oth coupling devices, buffers,and parts thereof	4,158	7,286	4,742	67,375
8607910000	Other parts of locomotives	981	64,749	6,364	1,189,460
8607990000	Other part of troling stone	10,323	157,884	276,821	3,591,164
8608002000	Electromechanic equip of railway/tramwaytrack fixtures,fitting, mechanic signal	579	3,924	21,183	220,137
8608009000	Non-electromech equip of railway/tramwaytrack fixtures,fitting, mechanic signal	1,867	96,358	3,213	2,086,918
8609001000	Containers of metal design & equip forcarriage by one/more modes of transport	18,655	499,417	47,500	3,475,433
8609002000	Containers of wood design & equip forcarriage by one/more modes of transport	0	29	0	934
8609009000	Other containers design & equip forcarriage by one/more modes of transport	34,335	499,449	92,979	2,206,036
8701101100	Pedestrian controlled tractors, power<=22.5 kw for agricultural use	45,728	132,222	39,798	407,649
8701101900	Pedestrian controlled tractors, power<=22.5 kw oth than for agricultural use	11,355	53,337	9,645	49,741
8701102100	Pedestrian controlled tractors, power> 22.5 kw for agricultural use	0	140,797	0	608,230
8701102900	Pedestrian controlled tractors, power> 22.5 kw oth than for agricultural use	0	51,564	0	108,000
8701201000	Road tractors for semi-trailers, ckd	0	3,385	0	20,948
8701209000	Road tractors for semi-trailers, not ckd	164,864	1,518,755	1,117,511	13,072,205
8701301000	Track-laying tractors of a cylinder cap<= 1100 cc	0	153	0	10,371
8701302000	Track-laying tractors of a cylinder cap> 1100 cc	14	91,145	38	757,388
8701901100	Agriculture tractors of a cylinder cap<= 1100 cc	74,217	566,703	316,351	2,966,745
8701901900	Agriculture tractors of a cylinder cap<= 1100 cc	443,280	2,844,172	2,791,382	16,289,935
8701909100	Other tractors of a cylinder capacity<= 1100 cc	798	33,412	13,486	178,916
8701909900	Other tractors of a cylinder capacity> 1100 cc	184,988	516,993	1,030,979	3,102,922
8702101100	Motor vehicles for the transport >=10 p,a gross vehicle weight < 6 t, ckd,diesel	0	18,861	0	173,592
8702101400	Motor vehicles for the transport >=10 p,vehicle weight >= 24 t, ckd, diesel	0	29,270	0	824,430
8702102100	Motor vehicles for the transport >=10 p,vehicle weight < 6 t, not ckd, diesel	6,127	523,162	66,447	5,421,499
8702102200	Motor vehicles for the transport >=10 p,vhcl weight >=6t & <18t, not ckd, diesel	0	7,300	0	15,782
8702901910	Motor vhcl for the transport in airport,weight>=5t&<24t,not ckd, nondiesel,>=30p	0	3,412	0	40,095
8702909990	Other motor vehicle, non diesel,>= 10 pvhcl weight > 24 t, not ckd	0	45,360	0	534,217
8703101000	Golf cars, including golf buggies	63,592	265,853	57,326	615,810
8703109000	Vehicles specially designed for travelon snow and similar vehicles	0	1,250	0	1,000
8703211000	Go-karts, cylinder capacity <= 1,000 ccinternal combust recipro piston engine	34,653	125,515	96,799	1,062,700
8703212190	Other motor cars, <= 1,000 cc, ckdinternal combust recipro piston engine	12,760	20,385	332,670	515,876
8703212990	Other motor cars, <= 1,000 cc, not ckdinternal combust recipro piston engine	3,879	63,090	62,923	757,794
8703219000	Other vehicles, <= 1,000 cc, not ckdinternal combust recipro piston engine	0	132,495	0	466,823
8703221110	Sedan/station wagons, 1,000-1500 cc,ckdinternal combust recipro piston engine	0	34,714	0	356,320
8703221910	Sedan/station wagon,1,000-1500cc,not ckdinternal combust recipro piston engine	1,719,539	13,544,043	14,794,201	125,902,774
8703221990	Oth motor cars, 1,000-1500 cc, not ckdinternal combust recipro piston engine	1,436,003	15,068,149	11,143,492	122,802,673
8703229000	Other vehicles, 1,000-1500 cc, not ckdinternal combust recipro piston engine	4,372	19,644	64,740	290,150
8703231000	Ambulances, 1500-3000 cc intern combustreciprocating piston engine	3,498	158,224	9,521	1,048,736
8703232000	Hearses, 1500-3000 cc internal combustreciprocating piston engine	0	3,048	0	48,779
8703233000	Prisons vans, 1500-3000 cc internalcombust reciprocating piston engine	0	5,690	0	91,838
8703234110	Sedan/station wagons, 1500-1800 cc, ckdinternal combust recipro piston engine	0	55,400	0	556,008
8703234210	Sedan/station wagons, 1800-2000 cc, ckdinternal combust recipro piston engine	0	1,345,271	0	6,978,833
8703234310	Sedan/station wagons, 2000-2500 cc, ckdinternal combust recipro piston engine	0	19,640	0	225,333
8703234390	Other motor cars, 2000-2500 cc, ckdinternal combust recipro piston engine	0	29,530	0	337,499
8703234490	Other motor cars, 2500-3000 cc, ckdinternal combust recipro piston engine	123,385	192,615	958,613	1,535,638
8703235110	Sedan/station wagons, 1500-1800 cc, notinternal combust recipro piston engine	929,397	7,883,124	10,286,084	89,473,832
8703235190	Other motor cars, 1500-1800 cc, not ckdinternal combust recipro piston engine	24,603	759,452	291,248	6,336,914
8703235210	Sedan/station wagons, 1800-2000 cc, notinternal combust recipro piston engine	200,575	639,130	2,648,525	7,881,825
8703235291	Oth motor car,1800-2000 cc, (4x2) system,not ckd,int combust recipro pist engine	84,493	726,779	791,083	4,254,988
8703235292	Oth motor car,1800-2000 cc, (4x4) system,not ckd,int combust recipro pist engine	0	54,066	0	477,725
8703235310	Sedan/station wagon,2000-2500cc,not ckdinternal combust recipro piston engine	626,414	8,226,749	8,695,095	105,985,867
8703235391	Oth motor car,2000-2500cc, (4x2) system,not ckd,int combust recipro pist engine	1,465,230	9,758,154	14,563,070	88,534,444
8703235392	Oth motor car,2000-2500cc, (4x4) system,not ckd,int combust recipro pist engine	31,679	213,782	317,250	2,136,027
8703235410	Sedan/station wagon,2500-3000cc,not ckdinternal combust recipro piston engine	32,589	458,710	602,038	8,512,018
8703235491	Oth motor car,2500-3000cc, (4x2) system,not ckd,int combust recipro pist engine	32,438	111,721	489,730	1,445,760
8703235492	Oth motor car,2500-3000cc, (4x4) system,not ckd,int combust recipro pist engine	66,049	625,417	880,180	9,978,429
8703239100	Other vehicle, 1500-1800 cc, not ckdinternal combust recipro piston engine	28,601	28,601	266,104	266,104
8703239410	Oth vehicle, 2500-3000 cc, (4x2) system,not ckd,int combust recipro pist engine	0	18,000	0	100,000
8703239420	Oth vehicle, 2500-3000 cc, (4x4) system,not ckd,int combust recipro pist engine	3,890	18,984	41,600	184,283
8703241000	Ambulances, cylinder capacity > 3000 ccinternal combust recipro piston engine	0	3,550	0	190,205
8703244010	Sedan/station wagons, > 3000 cc, ckdinternal combust recipro piston engine	0	4,190	0	93,964
8703245010	Sedan/station wagons, > 3000 cc,not ckdinternal combust recipro piston engine	186,043	1,217,708	3,174,354	21,341,990
8703245091	Oth motor cars, > 3000 cc, (4x2) system,not ckd,int combust recipro pist engine	63,457	196,758	915,281	2,847,629
8703245092	Oth motor cars, > 3000 cc, (4x4) system,not ckd,int combust recipro pist engine	212,187	1,529,082	3,120,698	20,509,137
8703249000	Other vehicle, > 3000 cc, not ckdinternal combust recipro piston engine	0	8,565	0	565,425
8703321000	Ambulances, 1500-2500 cc, diesel	0	66,140	0	698,848
8703325100	Sedan/station wagon,1500-2000cc,not ckd,diesel	332,263	560,620	2,747,514	4,630,150
8703325900	Other motor cars, 1500-2000 cc, not ckd,diesel	794,116	8,111,611	7,189,164	74,747,973
8703329900	Other vehicles, 2000-2500 cc, not ckd,diesel	270,393	1,156,277	2,264,394	9,704,665
8703335100	Other motor cars, 2500-3000 cc, not ckd,diesel	10,849	60,712	95,832	676,285

**I.3. IMPOR MENURUT KOMODITI / IMPORT BY HS COMMODITY**  
**\*\*\* AGUSTUS / AUGUST 2008 \*\*\***

HS	Uraian Komoditi Commodity Description	Berat Bersih / Net Weight (Kg)		Nilai / Value C.I.F (US\$)	
		Bulan ini Current Month	Kumulatif Cum.Jan. to date	Bulan ini Current Month	Kumulatif Cum.Jan. to date
8703335200	Other motor cars, > 3000 cc, not ckd,diesel	94,026	393,718	1,633,953	6,897,103
8703339000	Other vehicles, > 2500 cc, not ckd,diesel	0	9,115	0	120,064
8703901000	Other ambulances	0	78	0	304
8703909000	Other vehicles, not ckd	0	142,149	0	1,782,759
8704101100	Damper designed for off highway,<= 24 t,ckd	1,706	1,706	1,650	1,650
8704102100	Damper designed for off highway, >24 t,ckd	4,522,424	10,263,941	74,686,134	165,317,846
8704102200	Damper designed for off highway, > 24 tnot ckd	6,711,722	26,243,506	65,121,886	277,717,031
8704211900	Other vans, <= 5 t, ckd, diesel	12,987	306,510	55,660	2,444,844
8704212900	Other vans, <= 5 t, not ckd, diesel	4,412,917	24,888,653	33,195,896	183,760,756
8704222919	Other vans, 6-10 t, not ckd, diesel	0	3,302	0	15,753
8704224300	Tanker vehicles, 10-20 t, not ckd,diesel	0	47,524	0	298,965
8704224900	Other vans, 10-20 t, not ckd, diesel	78,750	99,634	554,200	703,620
8704232900	Other vans, 20-24 t, not ckd, diesel	0	51,343	0	565,145
8704233900	Other vans, > 24 t, ckd, diesel	0	26,627	0	211,542
8704234300	Tanker vehicles, > 24 t, not ckd, diesel	0	94,289	0	103,871
8704234900	Other vans, > 24 t, not ckd, diesel	2,954,923	12,702,445	21,880,606	101,377,230
8704312900	Other vans, <= 5 t, not ckd,internal combustion piston engine	574,700	6,926,498	3,055,680	38,034,765
8704324900	Other vans, 6-20 t, not ckd, internalcombustion piston engine	0	40,349	0	497,720
8704901000	Motor vehicles for the transport of good, ckd	3,121	3,121	2,332	2,332
8704909000	Motor vehicles for the transport of good, not ckd	20,550	23,543	35,662	132,174
8705100000	Crane lorries	53,840	731,217	180,317	1,920,302
8705200000	Mobile drilling derricks	0	271,145	0	4,139,123
8705300000	Fire fighting vehicles	0	64,408	0	1,168,284
8705400000	Concrete-mixer lorries	19,300	150,890	804,250	2,771,612
8705905000	Street clean vhcl, incl cesspit emptiermobile clinic;spray lorries of all kinds	18	6,012	150	154,889
8705909000	Other special purpose motor vehicles	197,691	1,150,791	1,004,818	16,453,194
8706001100	Chasis fitted with engines for agri.tractors of subhd 8701.10/8701.90	17	2,904	26,200	70,180
8706001900	Oth chasis fitted with engines for vhclsof heading 8701	7	1,911	75	21,227
8706002000	Chasis fitted with engines for vehiclesof heading 8702	55,456	176,492	192,960	862,770
8706003000	Chasis fitted with engines for vehiclesof heading 8703	0	575	0	3,875
8706004000	Chasis fitted with engines for vehiclesof heading 8704	39,241	101,646	645,570	1,392,284
8706005000	Chasis fitted with engines for vehiclesof heading 8705	18	11,052	711	101,021
8707100000	Bodies for the vehicles of heading 8703	50,253	480,631	108,200	3,906,662
8707901000	Bodies for the vehicles of heading 8701	0	9,062	0	24,009
8707903000	Bodies for the vehicles of heading 8705	0	591	0	10,000
8707909000	Bodies for the vehicles of heading 8702,8704	53,124	379,101	773,163	5,421,839
8708101000	Bumper & parts for vehicles heading 8701	11,491	71,690	130,501	493,614
8708109000	Bumper & parts for vehicles heading 8702;8703;8704; 8705	574,330	2,091,833	2,293,618	14,173,529
8708211000	Safety seat belt for vehicles 8701	19	37,166	167	396,902
8708219000	Safety seat belt for vehicles 8702; 8703; 8704; 8705	73,280	762,002	676,616	6,681,384
8708291100	Component of door trim assembly for hd8701	1,151	3,934	8,737	71,035
8708291200	Component of door trim assembly for hd8703	85,810	1,281,202	949,903	11,315,957
8708291300	Component of door trim assembly for hd8705/subheading 8704.10	39,487	405,147	261,319	2,387,895
8708291900	Component of door trim assembly for hd8702 & 8704 (exclucing 8704.10)	184,996	1,190,171	825,486	5,158,911
8708292000	Parts of safety seat belts of heading8701-8705	111,270	885,558	914,100	7,316,010
8708299100	Oth part, access of bodies for agricul.tractors of subhead 8701.10/8701.90	248	1,172	158	33,590
8708299200	Oth part, access of bodies for agricul.vehicles of heading 8701	7	6,099	188	138,642
8708299300	Oth part, access of bodies for agricul.of heading 8703	740,693	6,013,700	6,330,127	55,714,707
8708299900	Oth part, access of bodies for agricul.of heading 8702; 8704; 8705	378,121	3,339,199	2,666,248	18,242,062
8708301000	Brakes,servo-brakes; parts thereof forvehicles of heading 87.01	8,677	58,656	6,365	1,091,339
8708302000	Brakes,servo-brakes; parts thereof forvehicles of heading 87.03	266,693	1,896,187	3,875,464	29,225,326
8708309000	Brakes,servo-brakes; parts thereof forvehicles of heading 8702; 8704; 8705	594,692	4,982,556	3,667,417	24,959,037
8708401100	Gear boxes, unassembled for vehicles ofheading 87.03	135,791	213,707	77,677	481,935
8708401200	Gear boxes, unassembled for vehicles ofsubheading 8704.10/heading 8705	262	38,047	5,283	873,821
8708401900	Gear boxes, unassembled for vehicles ofhead 8701-8702 & 8704 (exlc 8704.10)	301,156	4,122,462	2,156,469	28,174,219
8708402100	Gear boxes, assembled for agri tractorsof subheading 8701.10/8701.90	346	1,032	3,626	11,393
8708402200	Gear boxes, assembled for oth vehicle ofheading 87.01	0	3,495	0	16,643
8708402300	Gear boxes, assembled for vehicle of hd87.03	118,412	1,115,175	678,066	7,826,249
8708402400	Gear boxes, assembled for vehicle ofsubheading 8704.10/heading 8705	15	27,577	247	76,557
8708402900	Gear boxes, assembled for vehicles ofheading 8702 & 8704 (exclucing 8704.10)	175,441	8,413,745	3,469,837	26,200,560
8708409000	Parts of gear boxes	57,607	922,579	259,822	3,733,967
8708501100	Drive-axles with differential, unassablfor vehicles of heading 87.03	572,096	5,754,011	6,093,355	57,712,120
8708501200	Drive-axles with differential, unassablfor vhcl of subhead 8704.10/head 8705	779	66,068	7,902	426,679
8708501900	Drive-axles with differential, unassablfor vhcl hd 8701-8702&8704(exlc 8704.10)	217,678	1,994,956	1,222,592	10,696,975
8708502100	Drive-axles with differential, assabledfor agri tractor of subhd 870110,870190	775	1,786	7,706	26,760
8708502200	Drive-axles with differential, assabledfor other vehicles of heading 87.01	2,314	3,252	60,666	85,045
8708502300	Drive-axles with differential, assabledfor vehicles of heading 87.03	289,951	2,447,409	2,327,566	19,479,189
8708502400	Drive-axles with differential, assabledfor vhcl of subhd 8704.10/hd 87.05	82,880	700,174	361,550	4,437,934
8708502900	Drive-axles with differential, assabledfor vhcl of hd 8702,8704 (exlc 8704.10)	299,283	3,039,065	1,786,388	19,852,648
8708509000	Parts of drive-axles with differential,non-driving, axles	38,621	363,448	221,875	3,386,357
8708701100	Wheel centre discs and caps for agritractors of subheading 8701.10/8701.90	5,049	35,547	37,563	171,588
8708701200	Wheel centre disc & cap for oth vehicleof heading 87.01	3,731	36,354	2,535	55,343
8708701300	Wheel centre disc & cap for oth vehicleof heading 87.03	564,197	4,213,289	1,597,913	13,838,867

I.3. IMPOR MENURUT KOMODITI / IMPORT BY HS COMMODITY

\*\*\* AGUSTUS / AUGUST 2008 \*\*\*

HS	Uraian Komoditi Commodity Description	Berat Bersih / Net Weight (Kg)		Nilai / Value C.I.F (US\$)	
		Bulan ini Current Month	Kumulatif Cum.Jan. to date	Bulan ini Current Month	Kumulatif Cum.Jan. to date
8708701400	Wheel centre disc & cap for oth vehicleof subheading 8704.10/heading 87.05	449,076	1,813,120	438,456	2,885,747
8708701900	Wheel centre disc & cap for oth vehicleof heading 8702 & 8704 (exlc 8704.10)	1,313,409	8,273,515	1,935,583	12,021,285
8708709100	Other road wheel for agri tractors ofsubheading 8701.10/8701.90	2,935	21,348	47,148	471,060
8708709200	Other road wheel for oth vehicles of hd87.01	30	1,229	5,151	9,227
8708709300	Other road wheel for vehicles of head87.03	73,472	447,818	275,607	2,239,832
8708709400	Other road wheel for vehicles of subhd8704.10/heading 87.05	83,659	374,408	266,615	1,874,922
8708709900	Other road wheel for vehicles of head8702 & 8704 (exlcuding 8704.10)	79,634	2,326,577	273,849	3,659,805
8708801100	Suspension systems for agri tractors ofsubheading 8701.10/8701.90	299	2,200	6,502	30,271
8708801200	Suspension systems for oth vehicles ofheading 87.01	8,141	16,276	22,448	245,452
8708801300	Suspension systems for vehicles of head87.03	40,815	230,311	128,175	1,094,742
8708801400	Suspension systems for vehicle of sebhd8704.10/heading 87.05	7,692	107,981	119,329	1,345,846
8708801900	Suspension systems for vehicle of sebhd8702 & 8704 (exlcuding 8704.10)	203,863	1,299,944	562,484	3,595,511
8708809000	Parts of suspension systems (incl shock-absorbers)	297,896	2,680,424	2,760,121	20,079,117
8708911100	Radiators systems for agri tractors ofsubheading 8701.10/8701.90	110	34,777	2,232	414,269
8708911200	Radiators for other vehicles of heading87.01	716	1,653	19,054	48,803
8708911300	Radiators for vehicles of heading 87.03	24,259	564,355	182,089	2,952,018
8708911400	Radiators for vehicles of subhd 8704.10or heading 87.05	17,590	145,448	206,208	1,473,824
8708911900	Radiators for vehicles of heading 87.02,8704 (exlcuding 8704.10)	101,768	740,829	762,038	3,767,998
8708919000	Parts of radiator	165,018	1,570,252	2,389,079	16,128,143
8708921000	Silencers (mufflers),exhaust pipe; partsfor vehicles of heading 87.01	147	6,822	2,696	12,478
8708922000	Silencers (mufflers),exhaust pipe; partsfor vehicles of heading 87.03	348,026	2,871,976	3,703,324	29,883,230
8708923000	Silencers (mufflers),exhaust pipe; partsfor vhcl of subhd 8704.10/head 87.05	53	1,386	1,926	38,996
8708929000	Silencers (mufflers),exhaust pipe; partsfor vhcl of hd 8702,8704 (exlc 8704.10)	112,213	849,942	948,465	5,863,342
8708931000	Clutches and parts thereof for agritractors of subhd 8701.10/8701.90	1,972	23,203	32,156	215,614
8708932000	Clutches, parts thereof for oth vehicleof heading 87.01	0	193	0	1,711
8708933000	Clutches, parts thereof for oth vehicleof heading 87.03	265,640	1,889,906	2,590,425	19,105,105
8708934000	Clutches, parts thereof for vehicles ofsubheading 8704.10/heading 87.05	2,689	18,784	25,339	264,408
8708939000	Clutches, parts thereof for vehicles ofheading 8702 & 8704 (exlcuding 8704.10)	434,484	4,377,186	2,907,450	29,157,237
8708941000	Steering wheels with airbag assemblies	1,378	45,597	23,906	349,702
8708949100	Oth steering wheels, columns,boxes foragri. tractors of subhd 8701.10,8701.90	5,443	5,478	44,380	45,467
8708949200	Oth steering wheels, columns,boxes forother vehicles of heading 87.01	17,143	201,038	142,414	1,797,591
8708949300	Oth steering wheels, columns,boxes forvehicles of subheading 87.03	544,682	4,156,836	6,892,123	50,206,442
8708949900	Oth steering wheels, columns,boxes forfor vehicles of head 8702, 8704, 8705	101,545	857,097	820,886	7,224,515
8708951000	Safety airbags with inflater system	36,999	457,751	679,708	7,336,763
8708959000	Parts of safety airbags with inflatersystem	3,336	17,654	42,853	189,835
8708991100	Unassembled fuel tank;engine bracket forvehicles of heading 87.01	7,618	500,676	49,064	3,111,587
8708991200	Unassembled fuel tank;engine bracket forvehicles of heading 87.03	112,888	1,031,602	1,098,516	9,501,629
8708991900	Unassembled fuel tank;engine bracket forvehicles of head 87.02; 87.04; 8705	90,991	646,322	555,688	3,937,260
8708999100	Other parts and accesories for agritractors of subhd 8701.10/8701.90	25,285	1,249,498	43,201	8,990,636
8708999200	Other parts,acces for other vehicles ofheading 87.01	69	381,520	315	589,236
8708999300	Other parts,acces for other vehicles ofheading 87.03	1,513,843	12,031,019	8,340,047	91,499,878
8708999900	Other parts,acces for other vehicles ofheading 87.02, 8704, 8705	14,565,572	134,060,107	97,387,081	1,037,979,261
8709110000	Electrical vehicles	0	43,738	0	186,483
8709190000	Non elect work truck,self-propelled,notfitted with lift/handl equip,in factory	6,622	218,166	67,264	2,578,199
8709900000	Part of work trucks,self-propelled, notfitted with lift/handl equip, in factory	12,684	138,149	138,383	1,089,423
8710000000	Tanks, other armoured fighting vehicles,motorised, with weapons/not. & parts	391	26,230	522,224	983,456
8711101100	Motorcycle,incl moped,scooters, recipoint combust piston engine < 50 cc, ckd	0	3,904	0	5,498
8711101900	Other motorcycles, reciprocatinginternal piston engine < 50 cc, ckd	0	108,015	0	170,362
8711109100	Motorcycle,incl moped,scooters, recipoint combust piston engine <50 cc,not ckd	12,585	37,408	22,050	62,129
8711109900	Other motorcycles, recipro int pistonengine < 50 cc, not ckd	0	41,199	0	534,588
8711201090	Motocross motorcycles, with recipro intcombust pist engine, 50-250 cc, not ckd	27,084	69,328	640,515	1,254,066
8711202100	Motorcycles, scooters, with recipro intcombust piston engine, 50 -125 cc, ckd	27,939	146,334	135,158	544,855
8711202400	Motorcycles, scooters, with recipro intcombust piston engine, 200 -250 cc, ckd	0	530	0	12,682
8711203000	Other motorcycles, recipro int pistonengine, 50 -250 cc, ckd	0	7,869	0	34,619
8711204100	Motorcycles, scooters, with recipro intcombust piston engine, 50-125 cc,not ckd	114,260	539,714	768,680	3,893,386
8711204200	Motorcycles, scooters, with recipro intcombust piston engine, 125-150cc,not ckd	45,517	239,432	519,209	2,629,931
8711204300	Motorcycles, scooters, with recipro intcombust piston engine, 150-200cc,not ckd	396,162	1,806,177	3,000,101	14,311,018
8711204400	Motorcycles, scooters, with recipro intcombust piston engine, 200-250cc,not ckd	92,943	478,790	1,533,936	7,814,585
8711209000	Other motorcycles, recipro int pistonengine, 50 -250 cc, not ckd	0	28,832	0	281,429
8711301090	Motocross motorcycles, with recipro intcombust pist engine, 250-500 cc, not ckd	0	12,737	0	73,285
8711309000	Other motorcycles, recipro int pistonengine, 250 -500 cc, not ckd	0	371	0	13,274
8711401090	Motocross motorcycles, with recipro intcombust pist engine, 500-800 cc, not ckd	0	16,541	0	206,509
8711409000	Other motorcycles, recipro int pistonengine, 500 -800 cc, not ckd	3,169	16,686	128,964	507,158
8711509000	Other motorcycles, recipro int pistonengine, > 800 cc, not ckd	4,124	98,731	192,474	2,823,792
8711904000	Side cars	24	44	1,786	3,432
8711905000	Other motorcycles, ckd	2,877	2,877	79,852	79,852
8711909000	Other motorcycles, not ckd	0	6,185	0	100,866
8712001000	Racing bicycles	52	6,696	200	19,880
8712002000	Bicycles designed to be ridden bychildren	2,391,059	17,427,851	2,008,832	13,440,393
8712003000	Other bicycles	92,410	1,886,322	98,316	1,587,928
8712009000	Other cycles	949,515	5,157,830	1,116,686	7,065,652
8713100000	Carriages for disabled persons, notmechanically propelled	79	101,442	333	288,194
8713900000	Carriages for disabled persons,mechanically propelled	0	228,746	0	468,058

**I.3. IMPOR MENURUT KOMODITI / IMPORT BY HS COMMODITY**  
**\*\*\* AGUSTUS / AUGUST 2008 \*\*\***

HS	Uraian Komoditi Commodity Description	Berat Bersih / Net Weight (Kg)		Nilai / Value C.I.F (US\$)	
		Bulan ini Current Month	Kumulatif Cum.Jan. to date	Bulan ini Current Month	Kumulatif Cum.Jan. to date
8714110000	Saddles of motorcycles (incl. mopeds)	33,492	3,326,963	148,151	21,694,452
8714190010	Clutch assembly of motorcycles(incl. mopeds)	615,965	2,494,720	5,761,176	20,609,651
8714190020	Gear assembly of motorcycles(incl. mopeds)	357,181	3,034,138	1,765,262	12,486,644
8714190030	Spokes/nipples of motorcycles(incl. mopeds)	6,617,872	43,809,498	40,229,101	281,649,136
8714190040	Oth part & acces, for motorcycles of subheading, 8711.10, 8711.20/8711.90	126,477	2,850,555	82,926	24,787,246
8714190090	Oth part & acces, for motorcycles of subheading, 8711.30, 8711.40/8711.50	3,096,461	22,403,041	12,126,331	84,431,443
8714201100	Castors of a dia (incl. tyres) 76-100 mm that the wheel width > 30 mm	0	10	0	131
8714201200	Castors of a dia (incl. tyres) 101-250 mm that the wheel width > 30 mm	0	1,766	0	3,270
8714201900	Castors of a dia (incl. tyres) > 250 mm that the wheel width > 30 mm	1,534	23,157	17,335	81,320
8714209000	Other parts of carriages for disabled persons	5,739	61,225	14,792	266,479
8714911000	Frames & forks for bicycles of subhead 8712.00.20	151,948	1,613,319	196,829	4,355,468
8714919000	Oth parts of forks	495,631	4,160,330	1,491,564	10,660,966
8714921000	Wheel rims and spokes for bicycles of subheading 8712.00.20	33,675	284,172	32,464	347,743
8714929000	Other wheel rims and spokes	287,273	3,833,485	650,252	15,043,910
8714931000	Hubs, (exc. coaster brake hub, hub brake, free/sprocket-wheel), bicycle 8712.00.20	17,711	207,289	13,920	320,940
8714939000	Oth hub, (exc. coaster braking hub, hub brake, free/sprocket-wheel)	161,110	1,854,213	420,751	4,270,452
8714941000	Brakes, (incl. coast brake hub, hub brake) for bicycles of subheading 8712.00.20	82,012	500,523	76,806	456,804
8714949000	Oth brakes, (incl. coaster braking hubs, hub brakes)	364,962	2,943,099	1,382,350	11,268,475
8714951000	Saddles for bicycles of subhd 8712.00.20	40,095	291,103	26,510	254,985
8714959000	Other saddles	131,675	1,415,606	312,486	2,157,304
8714961000	Pedals and crank-gear, & parts thrf for bicycles of subheading 8712.00.20	8,082	279,242	9,349	164,422
8714969000	Other pedals and crank-gear, & parts thrf	226,224	2,145,494	400,138	3,207,031
8714991000	Parts & accessories of bicycle of subhd 8712.00.20	28,452	237,616	21,648	163,273
8714999000	Parts & accessories of vehicle of head 87.11 to 87.13. (exc. 8712.00.20)	2,523,047	19,710,245	11,100,959	85,966,005
8715000000	Baby carriages, trailers, semi-trailers, oth vhcl, not mechanically propel; & part	110,566	939,043	240,744	1,778,035
8716100000	Trailers & semi-trailers of the caravan type, for housing/camping	37	541	285	8,801
8716200000	Self-loading/self-unloading trailers & semi-trailers for agricultural purposes	0	2,917	0	4,480
8716310000	Tanker trailers, tanker semi-trailers for the transport of goods	29,591	625,381	359,180	1,077,982
8716394000	Agricultural trailers and semi-trailers	0	119,469	0	268,463
8716399000	Other trailers and semi-trailers for the transport of goods	4	34,050	57	60,026
8716400000	Other trailers and semi-trailers	226,068	1,006,826	314,879	4,013,543
8716801000	Cart, wagon, sack truck, hand trolleys & similar hand-propelled vhcl used in fact	125,898	493,627	134,639	982,562
8716802000	Wheelbarrows a kind used in factory/workshops	278,622	1,049,574	169,986	675,995
8716809000	Oth vehicles, not mechanically propelled	49,527	657,433	132,886	1,195,560
8716901100	Wheels for trailers and semi-trailers	308,807	1,619,947	366,401	2,643,464
8716901300	Other parts for goods of subheading 8716.20	19,052	96,771	34,684	174,338
8716901900	Other parts for trailers, semi-trailers	380,423	3,045,928	1,220,056	9,653,768
8716909100	Parts for goods of subhead 8716.80.10 or 8716.80.20	98,902	333,201	148,491	536,350
8716909900	Other parts for other vehicles	222,271	1,407,929	440,048	3,574,659
8801000000	Balloon, dirigibles, glider, hang gliders and other non-powered aircraft.	0	4,692	0	85,075
8802110000	Helicopters of an unladen weight <= 2,000 kg	0	10,753	0	13,657,973
8802120000	Helicopters of an unladen weight > 2,000 kg	0	18,238	0	36,733,894
8802201000	Aeroplanes of an unladen weight <= 2,000 kg	16,100	46,100	2,506,961	5,521,961
8802209000	Other aircraft of an unladen weight, <= 2,000 kg	0	2,120	0	2,057,155
8802301000	Aeroplane of an unladen weight > 2,000 kg and <= 15,000 kg	0	140,566	0	119,466,323
8802309000	Other aircraft of an unladen weight > 2,000 kg and <= 15,000 kg	0	3,000	0	211,914
8802401000	Aeroplanes of an unladen weight > 15,000 kg	331,068	1,863,768	141,352,921	674,073,932
8802409000	Other aircraft of an unladen weight > 15,000 kg	0	7	0	133,413
8802600000	Spacecraft (including satellites) and suborbital, spacecraft launch vehicles	3	3	6,063	6,063
8803100000	Propellers, rotors, parts thereof of heading 88.01/88.02.	1,517	17,176	542,133	2,570,001
8803200000	Under-carriages, parts thereof of heading 88.01/88.02.	0	5,098	0	48,609
8803300000	Other parts of aeroplanes/helicopters heading 88.01/88.02.	14,290	127,141	3,030,653	28,659,272
8803901000	Parts of telecommunication satellites	56	7,916	1,507	1,329,668
8803902000	Parts of balloons, gliders/kites	0	1,200	0	10,000
8803909000	Other parts of goods of heading 88.01 or 88.02	2,008	33,694	973,841	22,288,577
8804000000	Parachutes (incl. dirigible parachutes, paragliders) & rotocutes, parts, acces thrf	184	6,378	9,690	1,241,701
8805100000	Aircraft launching gear, part thereof, deck arrestor/similar gear, part thereof	0	1,156	0	9,037
8805291000	Ground flying trainers	0	28,980	0	9,521,722
8805299000	Parts of ground flying trainers	1,089	5,239	17,500	109,340
8901101000	Cruise ships, excursion boats, ferry-boats of gross tonnage <= 26 ton	0	661,130	0	273,822
8901102000	Cruise ships, excursion boats, ferry-boats of gross tonnage > 26 but <= 250 ton	0	2,060,916	0	1,559,997
8901103000	Cruise ships, excursion boats, ferry-boats of gross weight > 250 but <= 500 ton	0	1,841,622	0	541,378
8901105000	Cruise ships, excurs boats, ferry-boats of gross tonnage > 4000 but <= 5000	0	791	0	7,861
8901106000	Cruise ships, excursion boats, ferry-boats of gross tonnage > 5000 ton	0	14,954,000	0	110,188,277
8901205000	Tankers of gross tonnage > 4000 but <= 5000 ton	2,025,000	16,165,600	7,500,000	28,005,438
8901206000	Tankers of gross tonnage > 5000 ton	2,811,000	149,356,147	10,207,433	151,647,330
8901901100	Other vessels, not motorised of gross tonnage <= 26 ton	1,056	711,842	25,340	5,715,115
8901901200	Other vessels, not motorised of gross tonnage > 26 but <= 250 ton	970,000	2,648,000	2,850,000	5,484,834
8901901400	Other vessels, not motorised of gross tonnage > 500 ton	14,843,000	57,283,601	9,557,219	47,136,864
8901902100	Other vessels, motorised of gross tonnage <= 26 ton	6,463	6,463	89,154	89,154
8901902200	Other vessels, motorised of gross tonnage > 26 but <= 250 ton	0	1,653,722	0	9,275,062
8901902300	Other vessels, motorised of gross tonnage > 250 but <= 500 ton	0	777,000	0	501,251
8901902400	Other vessels, motorised of gross tonnage > 500 but <= 4000 ton	295,000	11,678,000	72,000	32,941,080

**I.3. IMPOR MENURUT KOMODITI / IMPORT BY HS COMMODITY**  
**\*\*\* AGUSTUS / AUGUST 2008 \*\*\***

HS	Uraian Komoditi Commodity Description	Berat Bersih / Net Weight (Kg)		Nilai / Value C.I.F (US\$)	
		Bulan ini Current Month	Kumulatif Cum.Jan. to date	Bulan ini Current Month	Kumulatif Cum.Jan. to date
8901902600	Other vessels, motorised of grosstonnage > 5000 ton	1,786,000	34,457,000	3,500,000	23,466,542
8902001100	Fishing vessels of gross tonnage<= 26 ton	0	13,096	0	344,727
8902001400	Fishing vessels of gross tonnage> 100 but <= 250 ton	0	312,000	0	1,390,000
8902001500	Fishing vessels of gross tonnage> 250 but <= 4000 ton	267,130	267,130	130,000	130,000
8902009600	Factory ships&oth vessels for proc/preserv fishery of gro ton > 4000 ton	0	1,838	0	4,826
8903100000	Yachts&oth vessels for pleasure/sportsrowing boats&canoes, inflatable	4	138,768	1,746	374,482
8903910000	Sailboats, with/withoutauxiliary motor, not inflatable	13,059	52,077	149,108	362,944
8903920000	Motorboats, other than outboard motor,not inflatable	0	11,013	0	185,375
8903990000	Other vessels for pleasure/sports;canoes, not inflatable	25,281	104,863	569,875	2,275,033
8904001100	Tugs of gross tonnage <= 26 ton	0	460	0	918
8904001900	Tugs of gro tonnage >26 ton, of apower <= 4000 hp	496,000	6,315,054	3,165,750	35,843,833
8904002100	Tugs of gro tonnage <26 ton, of apower <= 4000 hp	0	54,001	0	800,180
8904002900	Tugs of gro tonnage >26 ton, of apower > 4000 hp	0	640,733	0	6,892,904
8905100000	Dredgers	0	4,915,919	0	5,930,081
8905200000	Floating/submersible drilling/production platforms	0	754,653	0	16,211,476
8905901000	Floating docks of a gro ton > 100 tons	0	35,051	0	281,806
8905909000	Oth vessels w/navigability of which issubsiary to their main function	107,539	30,490,657	758,032	10,915,618
8906901000	Lifeboats oth than rowing boats, othvessels of displacement <= 30 tons	20,000	107,007	8,000	359,843
8906909000	Lifeboats oth than rowing boats, othvessels of displacement > 30 tons	207,496	980,055	1,814,345	4,042,521
8907100000	Floating structures, inflatable rafts	14,368	272,224	142,937	1,382,378
8907901000	Buoys	226,968	383,830	3,033,942	3,707,422
8907909000	Other floating structures	262,811	2,495,142	2,543,903	11,401,960
8908000000	Articles of headings 89.01-89.06imported for breaking up	25	49,785	1,051	171,363
9001101000	Optical fibres,optical fibre bundles&cables for telecom.&oth electrical use	11,608	90,036	1,313,244	8,167,083
9001109000	Optical fibres, optical fibrebundles&cables for other purpose	9,390	102,864	606,972	8,516,029
9001200000	Sheets&plates of polarising material	7,336	57,570	1,319,394	8,330,223
9001300000	Contact lenses	87,052	600,065	6,141,517	44,303,292
9001400000	Spectacle lenses of glass	5,607	99,098	16,101	828,720
9001500000	Spectacle lenses of other materials	28,267	210,359	342,275	2,975,889
9001901000	Lenses & optic elements for photograpor cinematographic cameras	2,131	6,982	4,898	33,505
9001909010	Lenses & prisms forlighthouses/beacons	1	102	1,200	5,491
9001909090	Oth elements of glass not opticallyworked	6,043	41,561	76,022	825,935
9002111000	Objective lenses for cinematographicprojector	936	40,434	31,911	7,491,304
9002119000	Objective lenses for cameras & otherprojector	2,581	25,734	16,258	355,405
9002190000	Objective lenses for oth instruments& apparatus	49	2,493	6,747	513,999
9002201000	Filters for cinematographic projectors	20	314	1,001	11,155
9002202000	Filters for cinematographic cameras,photographic cameras & oth projectors	4,821	10,624	361,052	548,663
9002203000	Filters for telescopes/microscopes	0	108	0	1,791
9002209000	Filters for oth instruments&apparatus	52,855	96,347	178,197	1,263,210
9002901000	Lenses&prisms for lighthouses/beacons	407	2,469	14,323	28,857
9002903000	Lenses&prisms for cinematographic cam,photographic cameras&oth projectors	3,316	15,756	14,889	90,248
9002904000	Lenses&prisms for medical&surgicalinstruments	80	935	306	6,540
9002909000	Lenses&prisms for oth instruments	3,005	18,769	560,479	1,335,712
9003110000	Frames&mountings for spectacles,goggles of plastics	3,940	56,514	23,369	330,452
9003190000	Frames&mountings for spectacles,goggles of other materials	13,181	57,077	41,903	519,701
9003900000	Parts of frames&mountings forspectacles, goggles&the like	9,250	113,666	126,527	849,594
9004100000	Sunglasses	126,191	693,197	588,970	3,253,856
9004901000	Corrective spectacles	5,102	77,379	80,413	792,529
9004902000	Corrective goggles	0	103	0	3,100
9004905000	Protective goggles	3,696	16,075	18,420	110,476
9004909000	Other spectacles & goggles	134,241	708,043	326,191	2,208,648
9005100000	Binoculars	3,022	15,011	2,990	127,150
9005801000	Astronomical instrumens, excludinginstruments for radio-astronomy	0	800	0	1,519
9005809000	Monoculars & oth optical telescopes	8,352	188,102	22,620	2,118,068
9005901000	Parts&accessories (incl mountings) forastron.cal instr.ex.instrum.f rad.astr	751	6,320	39,624	358,009
9005909000	Parts&accessories (include mountings)for oth optical telescopes	2,196	12,976	3,954	177,988
9006101000	Laser photo plotters	32	18,919	959	414,662
9006109000	Oth cameras of a kind used forpreparing printing plates/cylinders	2,091	36,230	29,964	507,628
9006300000	Cameras specially design for underwater use for aerial survey, medical,or	1,446	6,422	151,825	5,809,803
9006400000	Instant print cameras	4,965	35,572	14,470	150,623
9006510000	Oth cameras with a slr, for roll filmof a width <= 35 mm	0	53,024	0	199,157
9006520010	Camr.of a kind used for recording doc.> 35 mm	0	4,733	0	23,406
9006520090	Other cameras for roll film of a width> 35 mm	0	19	0	3,115
9006530010	Cameras of a kind used for rec. doc onmicrofilm, microfiche	0	2	0	128
9006530090	Cameras of oth. a kind used for rec.doc on microfilm, microfiche	15,425	33,876	39,393	135,777
9006591000	Lasers photo plotters/imagesetterswith raster image processor	7	1,993	486	982
9006599010	Camr.of a kind used for recording doc.on mic.film, microfiche/oth microforms	7	101	730	3,599
9006599090	Other camera for recording documenton mic.film, microfiche/oth microforms	301	32,390	342	233,990
9006610000	Discharge lamp ("electronic") flashlight	7,898	15,130	27,097	47,261
9006690000	Oth photographic flashlight apparatus& flashbulbs	589	24,690	4,673	191,114
9006911000	Parts & accessories for laser photoplotters of subhd 9006.10.10	562	4,390	771	160,191
9006913000	Parts & accessories for cameras ofsubhead. 9006.40.00 to 9006.53.00	10,708	10,766	32,122	33,416
9006919000	Other parts & accessories for cameras	7,236	50,961	79,875	353,601

**I.3. IMPOR MENURUT KOMODITI / IMPORT BY HS COMMODITY**  
**\*\*\* AGUSTUS / AUGUST 2008 \*\*\***

HS	Uraian Komoditi Commodity Description	Berat Bersih / Net Weight (Kg)		Nilai / Value C.I.F (US\$)	
		Bulan ini Current Month	Kumulatif Cum.Jan. to date	Bulan ini Current Month	Kumulatif Cum.Jan. to date
9006991000	Parts & accessories for photographic flash-light apparatus	3,784	11,380	14,643	46,990
9006999000	Parts & accessories not for photographic flash-light apparatus	4,660	40,346	883,697	6,759,629
9007110000	Cinematographic cameras for film of width <16 mm/for double-8 mm film	0	2,397	0	18,886
9007190000	Other cinematographic cameras	8,703	29,855	122,527	444,661
9007201000	Projectors for film of <16 mm in width	2,416	55,189	5,766	138,465
9007209000	Oth projectors whether/not incorp.sound recording/reproducing apparatus	21,571	307,548	105,439	1,407,305
9007910000	Parts and accessories for cameras	2,793	50,939	762,927	7,607,665
9007920000	Parts and accessories for projectors	978	7,803	11,115	59,611
9008100000	Slide projectors, oth than cinematographic	1,667	74,804	21,708	4,394,946
9008200000	Microfilm, microfiche/oth m. readers, whether/not capable of prod. copies	36	8,841	2,336	492,808
9008300000	Other image projectors	3,315	111,182	10,042	869,814
9008401000	Photogr.enlargers&reducers (oth than cinematographic) use in the print industry	0	302	0	864
9008409000	Other photographic enlargers and reducers (other than cinematographic)	0	14,153	0	39,155
9008901000	Parts and accessories of the goods of subheading 9008.20.00	97,704	600,991	5,558,439	40,725,411
9008909000	Parts and accessories of other image projectors	14,479	50,502	8,690	574,544
9010100000	Apparatus and equipment for automatically developing x-ray film	31,957	614,968	727,374	21,571,566
9010501000	App. for the projec./drawing of circ.patt.on sensit.substrates for mk of PCB	31	354	7,266	7,747
9010509000	Oth app&equip for p.grap (including cinematographic); negatoscopes	23,944	73,983	33,530	132,588
9010600000	Projection screens of 300 inches or more	45,076	322,274	95,027	778,719
9010901000	Parts&acc. for projection screens, for articles of subheading 9010.10	0	66,161	0	126,043
9010903000	Parts&acc.of app for the projection/drawing of circuit patt. of PCB/PWBs	29	7,339	111	9,949
9010909000	Parts & acc.of oth apparatus&equip for photographic laboratories	1,088	126,519	24,857	1,190,164
9011100000	Stereoscopic microscopes	168	3,204	28,637	191,747
9011200000	Other microscopes, for photomicrographic cinematography/microproject	0	7,160	0	909,969
9011800000	Other microscopes	23,924	111,625	303,934	1,821,422
9011900000	Parts and accessories of stereoscopic microscope	1,409	23,301	8,179	190,967
9012100000	Microscopes oth than optical microscopediffraction apparatus	16,583	31,345	66,440	447,200
9012900000	Parts and accessories for microscope	8	31,020	283	46,908
9013100000	Telescopic sights for fitting to armsperiscopes; telescopes design to form	2	17,941	537	756,416
9013200000	Lasers, other than laser diodes	22,267	33,367	12,057	990,097
9013801000	Optical error verifications&repairapp.for PCB/PWBs&PCAs	163	10,997	8,981	273,449
9013802000	Liquid crystal devices	1,366	48,002	78,881	2,600,989
9013809000	Other devices, appliances&instruments of other optical appliances	8,490	56,667	947,001	4,859,912
9013901000	Parts & accessories of goods of subheading 9013.20.00	959	965	9,226	10,444
9013909000	Parts&accessories of other goods of subheading 90.13	6	1,827	9,620	139,052
9014100000	Direction finding compasses	119,800	250,603	735,821	1,403,443
9014200000	Instrum.&appl.for aeronautical/spacenavigation (other than compasses)	0	239	0	74,657
9014801000	Navig'nal instrum.&appl.used on ships,work with an automatic data processor	5	8,693	1,629	746,346
9014809000	Other navigational instruments&appliances	6,733	71,882	284,153	4,746,386
9014901000	Parts&acc.of ships navig'nal instrumwork with an automatic data process.	0	702	0	10,592
9014909000	Parts&accessories of oth navigational instruments&appliances	7,764	22,026	258,893	2,492,435
9015101000	Rangefinders used in photography&cinematography	0	12	0	162
9015109000	Other rangefinders	5,622	40,634	14,918	1,350,414
9015200000	Theodolites and tachymeters (theodolites)	805	17,739	40,632	734,856
9015300000	Levels [measuring higher of ground]	11,017	101,824	21,855	136,042
9015400000	Photogrammetrical surveying instruments & appliances	1,315	384,925	37,591	1,984,020
9015801000	Radio sonde and radio wind apparatus	0	15,073	0	141,914
9015809000	Other instruments&appliances for surveying	26,532	407,481	3,634,008	20,538,241
9015900000	Parts&accessories of surveying instruments and appliances	32,492	461,133	1,167,682	18,848,385
9016001000	Balances of a sensitivity of 5cg/better, w/without their weights, electronic	17,737	74,177	127,536	2,340,487
9016009000	Balances of a sensitivity of 5cg/better, w/without their weights, not electronic	83,330	294,664	639,259	1,734,173
9017101000	Plotters whether i/o units of hd 84.71 or drawing/drafting of head 90.17	2,490	21,224	19,290	567,151
9017109000	Other drafting tables & machines, whether/not automatic	3,816	43,247	10,787	178,509
9017201000	Rulers	42,522	245,107	71,676	457,281
9017203000	App. for the project/drawing of circ.patt.on sens'zed subs's for mfc. of PCB	0	2,060	0	60,985
9017205000	Plotters whether i/o units of h 84.71/drawing/drafting machines of h 90.17	69	643	189	37,167
9017209000	Other drawing, marking-out/mathematical calculating instruments	9,182	155,815	53,083	399,602
9017300000	Micrometers, callipers and gauges	39,669	310,183	643,789	6,198,935
9017800000	Other instruments micrometers callipers&gauges	336,646	1,639,038	822,572	3,885,209
9017902000	Parts&acc.of app. for the project/drwg of circ.patt.on sens.subs'tes for PCB	0	105	0	9,135
9017904000	Parts&acc.incl.PCA of plotters whether i/o units of head 84.71/of head 90.17	983	983	1,234	1,234
9017909000	Parts and accessories of other instruments	771	43,503	68,725	351,456
9018110000	Electro-cardiographs	340	17,251	22,463	564,432
9018120000	Ultrasonic scanning apparatus	994	20,268	159,538	1,803,149
9018130000	Magnetic resonance imaging apparatus	17,981	64,151	396,339	2,881,874
9018190000	Other electro-diagnostic apparatus	59,794	680,475	2,284,069	16,174,982
9018200000	Ultra-violet/infra-red ray apparatus	2,345	64,565	220,285	2,489,474
9018311000	Disposable syringes	134,113	863,757	902,898	5,967,632
9018319000	Other syringes, with/without needles	51,699	313,813	480,181	3,703,672
9018320000	Tubular metal needles and needles for sutures	50,519	287,449	567,023	3,478,446
9018391000	Oth. catheters	2,029	97,312	86,107	1,574,711
9018392000	Oth.tubular metal needles and needles for sutures	1,105	26,813	26,500	277,128
9018399000	Other instruments and appliances, used in dental science	232,236	3,528,031	1,877,541	17,726,371

**I.3. IMPOR MENURUT KOMODITI / IMPORT BY HS COMMODITY**  
**\*\*\* AGUSTUS / AUGUST 2008 \*\*\***

HS	Uraian Komoditi Commodity Description	Berat Bersih / Net Weight (Kg)		Nilai / Value C.I.F (US\$)	
		Bulan ini Current Month	Kumulatif Cum.Jan. to date	Bulan ini Current Month	Kumulatif Cum.Jan. to date
9018410000	Dental drill eng.,whether/not comb.on a single bs with oth dental equip.	166	2,810	6,607	29,790
9018490000	Oth.dental drill eng.,whether/not comb.on a single bs with oth dental equip.	669	39,191	8,388	261,752
9018500000	Other ophthalmicinstruments&appliances	1,400	14,510	90,040	423,112
9018902000	Intravenous administration set (adult)	21,494	35,586	201,105	791,976
9018903000	Electronic instruments and appliances	3,914	17,745	265,696	1,413,467
9018909000	Other instruments&appliances inmedical	254,160	2,773,959	3,628,720	35,292,605
9019101000	Electr. mechano-therapy appl.massageapparatus	79,262	1,236,865	421,157	7,571,709
9019109000	Oth. electr. mechano-therapy appl.massage app.	61,574	314,663	546,037	2,090,671
9019200000	Ozone therapy,oxygen therapy, aerosoltherapy, artificial respiration/other	22,091	63,488	217,663	1,055,279
9020000000	Oth breathing appl.&gas masks, excl.protec.masks having neith. mech'l part	20,613	153,423	1,168,839	3,589,226
9021100000	Orthopaedic/fracture appliances	5,335	100,961	43,603	433,478
9021210000	Artificial teeth	2	5,635	69	18,335
9021290000	Other artificial teeth	111	2,960	59,489	134,268
9021310000	Artificial joints	0	862	0	5,572
9021390000	Other artificial joints	0	1,227	0	14,680
9021400000	Hearing aids, excluding parts andaccessories	0	710	0	6,025
9021500000	Pacemakers for stimulating heartmuscles,excluding parts&accessories	0	345	0	25,349
9021900000	Oth appl.which are worn/carried/implanin the body,to comp'ate for a defect	6,786	101,134	5,988,553	54,667,112
9022120000	Computed tomography apparatus	15,040	58,233	1,678,073	5,149,824
9022130000	Oth. computed tomography apparatusfor dental use	0	8,348	0	276,125
9022140000	Oth. computed tomography apparatusfor medical, surgical/veterinary uses	14,338	129,822	349,111	5,493,907
9022191000	X-ray app for the physical inspectionof solder joints on PCB/PWB assemblies	889	27,038	112,563	516,283
9022199000	X-ray apparatus for other uses	53,541	174,352	2,285,644	7,643,325
9022210000	Alpha,beta/gamma radiations app formedic.surgical,dental/veterinary uses	6,248	64,526	144,484	1,759,621
9022290000	Alpha, beta/gamma radiationsapparatus for other uses	393	155,133	8,375	13,699,436
9022300000	X-ray tubes for medical, surgical,/veterinary uses	3,591	6,219	51,815	740,904
9022901000	Parts&acc.of x-ray app f the physicalinspec.of solder joints on PCAs	1,452	4,560	5,511	45,569
9022909000	Parts & accessories for other x-ray,alpha,beta/gamma radiations apparatus	9,558	146,547	285,252	3,438,129
9023000000	Instrum. app.&models,for demonstra'nalpurp.(exam. in education/exhibitions)	97,503	359,892	1,754,288	15,102,037
9024101000	Machines and appliances for testingmetals, electrically operated	22,275	117,458	176,418	2,336,575
9024109000	Machines and appliances for testingmetals, non-electrically operated	12,270	61,031	376,051	1,158,201
9024801000	Machines & appliances for testingother material, electrically operated	8,217	60,353	307,126	5,021,395
9024809000	Machines & appliances for testing othermaterial, non-electrically operated	11,471	112,875	277,377	2,246,075
9024901000	Parts&acc. for elec. operated machinesand appliances for testing materials	3,459	14,039	108,654	690,683
9024902000	Parts&acc.for non-elect'ly operatedmachines&appl. for testing materials	1,022	3,634	14,511	149,066
9025110000	Thermometers&pyrometers not combinedwith oth instruments, liquid filled	11,859	116,865	50,577	1,336,437
9025191000	Thermometers&pyrometers not combinedwith oth instruments, electrical	16,068	131,663	205,178	2,002,880
9025192000	Thermometers&pyrometers not combinedwith oth instruments, non electrical	4,893	68,253	206,861	1,433,463
9025801000	Temperature gauges for motor vehicles	3,543	12,047	17,009	164,534
9025802000	Oth. temperature gauges for motor vehic.electrical	14,131	131,955	187,257	2,059,762
9025803000	Oth. temperature gauges for motor vehic.non electrical	3,356	55,164	48,629	539,841
9025901000	Parts and accessories for electricallyoperated instruments	1,227	38,140	41,467	260,968
9025902000	Parts & accessories for non-electrically operated instruments	1,165	19,278	65,487	568,956
9026101000	Level gauges for motor vehicleselectrically operated	10,284	57,683	142,496	1,270,773
9026102000	Level gauges for motor vehicles notelectrically operated	13,811	66,888	184,095	1,071,861
9026103000	Oth measur/checking the flow/level ofliquids instrum.,elec.oprt	150,031	470,624	2,751,340	12,210,512
9026109000	Oth measur/checking the flow/level ofliquids instrum.,not elec.op	36,056	161,961	250,579	2,674,316
9026201000	Presure gauges for motor vehicles,electrically operated	9,604	52,304	173,950	955,306
9026202000	Presure gauges for motor vehicles,not electrically operated	1,915	25,687	50,582	259,399
9026203000	Other measuring/checking pressureinstruments, electrically operated	38,642	638,837	799,175	10,131,566
9026204000	Other measuring/checking pressureinstruments, not electrically operated	19,103	211,813	237,749	2,430,083
9026801000	Oth instruments/app. for measuring, electrically operated	18,398	130,113	776,661	4,349,414
9026802000	Oth instruments/app. for measuring,not electrically operated	36,355	265,653	229,488	1,862,826
9026901000	Parts&acc. for electrically operatedinstruments and apparatus	19,519	169,505	917,469	9,779,924
9026902000	Parts&acc.for nn-electrically operatedinstruments and apparatus	36,718	131,767	289,689	2,940,270
9027101000	Gas/smoke analysis apparatus,electrically operated	6,400	163,094	459,315	4,285,356
9027102000	Gas/smoke analysis apparatusnot electrically operated	4,374	11,980	94,330	289,339
9027201000	Chromatographs&elektrophoresis instrum, electrically operated	496	13,724	126,716	1,012,724
9027202000	Chromatographs&elektrophoresis instrum, not electrically operated	124	1,068	10,058	70,315
9027301000	Spectrometers,sp.photometers&sp.graphsuse optic radiat,elect'ly operated	13,045	37,817	999,374	3,316,740
9027302000	Spectrometers,sp.photometers&sp.graphsuse optic radiat,nt-elect'ly operated	380	2,742	53,684	369,268
9027501000	Oth instrum.&app.using optic radiat'ns(uv, visible, ir), elect'ly operated	9,893	69,253	462,167	6,368,049
9027502000	Oth instrum.&app.using optic radiat'ns(uv,visible,ir),not-elect'ly operated	1,057	4,336	141,800	517,776
9027801000	Exposure meters	670	4,237	65,422	628,561
9027802000	Coagulometers	1,298	28,364	218,406	1,880,772
9027803000	Other instruments and apparatuselectrically operated	14,795	126,475	1,139,154	8,368,541
9027804000	Other instruments and apparatusnot electrically operated	1,808	33,979	645,700	2,527,367
9027901000	Parts&acc.includg PCA of h 90.27,othfor gas/smoke analysis app.&microtomes	1,478	17,921	145,100	920,416
9027909100	Parts&acc. of gas/smoke analysis app.and microtomes, electrically operated	5,644	34,197	130,649	1,073,368
9027909900	Parts&acc. of gas/smoke analysis app.&microtomes,not-electrically operated	9,346	222,444	322,338	4,189,591
9028101000	Gas meters of a kind mounted in gascontainers	9,490	92,119	113,842	505,546
9028109000	Other gas meters of kind mountedin gas containers	22,781	151,557	299,062	2,030,314
9028201000	Totalizing water meters	32,715	447,255	228,470	1,473,765

**I.3. IMPOR MENURUT KOMODITI / IMPORT BY HS COMMODITY**  
**\*\*\* AGUSTUS / AUGUST 2008 \*\*\***

HS	Uraian Komoditi Commodity Description	Berat Bersih / Net Weight (Kg)		Nilai / Value C.I.F (US\$)	
		Bulan ini Current Month	Kumulatif Cum.Jan. to date	Bulan ini Current Month	Kumulatif Cum.Jan. to date
9028209000	Other liquid meters	20,937	284,057	334,682	1,610,541
9028301000	Kilowatt hour meters	34,464	237,935	851,247	4,500,751
9028309000	Other electricity meters	15,288	291,488	116,075	2,170,006
9028901000	Water meter housings/bodies	18,784	203,046	125,289	1,327,051
9028909000	Oth parts&accessories of gas, liquid/electricity supply/production meters	201,923	1,857,669	1,994,888	20,600,303
9029102000	Taximeters	132	3,645	2,859	24,251
9029109000	Mileometers, pedometers and the like	9,762	77,509	98,428	1,129,899
9029201000	Speedometer for motor vehicles	116,331	780,296	915,707	7,926,270
9029202000	Tachometers for motor vehicles	30,751	252,692	397,962	3,044,237
9029209000	Oth speed indicators&tachometers;stroboscopes	43,781	354,267	1,492,725	9,757,280
9029901000	Parts&acc.of goods of sub h 9029.10/of stroboscopes of subheading 9029.20	64,301	443,775	948,074	6,977,237
9029902000	Parts and accessories of goods of subheading 9029.20	75,282	692,054	2,556,668	18,043,969
9030100000	Instruments & apparatus for measuring/detecting ionising radiations	2,766	30,649	136,763	1,745,842
9030200000	Cathode-ray oscilloscopes &cathode-ray oscillographs	2,743	30,818	33,217	703,169
9030310000	Multimeters without a recording device	12,416	87,434	50,242	535,066
9030320000	Multimeters with a recording device	1,550	14,612	1,127	178,870
9030331000	Instruments and apparatus for measuring/check voltage without a rec. device	10,756	136,006	386,705	1,219,523
9030332000	Impedance-measuring instruments and apparatus designed to provide visual	1,992	16,178	1,440,389	3,999,283
9030333000	Ammeters and voltmeters for motorvehicles	383	11,253	4,278	130,514
9030339000	Oth instr&app for meas'g/check.voltagecurr.resist./power,w/o record. device	26,032	250,706	305,065	2,796,653
9030390000	Other heading 90.30with a recording device	36,233	179,659	1,059,234	6,303,841
9030400000	Other instruments and apparatus,designed for telecommunications	1,928	6,849	199,359	940,672
9030821000	Wafer probers	0	16,171	0	1,039,820
9030829000	Oth instrum.&app.for measuring/checking semiconductor wafers/devices	11,243	56,803	1,310,554	5,513,019
9030841000	Instruments & app., with a recordingfor measure, check electrical quantities	3,970	11,733	178,386	1,116,994
9030849000	Oth instru. and app., with a recordingfor measure, check electrical quantities	401	1,065	27,099	151,311
9030891000	Instru.&app.s,w/o recording device forgoods other than subheading 9030.39	719	1,225	1,250	142,342
9030899000	Other instruments & apparatus,without recording device	14,459	75,490	466,563	2,608,347
9030901000	Parts&accessories including PCA ofgoods of subhead 9030.40&9030.82	1,242	15,823	51,677	741,263
9030902000	Parts&acc. of instrum.&app for measure/check elect'al quantities on PCB&PCAs	1,633	7,574	97,387	990,355
9030903000	Parts&acc.of optical instrum.&appl.for measuring/checking PCB/PWBs&PCAs	11	2,359	30	218,698
9030909000	Other parts&accessories of goods ofhead 90.30	17,714	84,393	503,560	3,579,962
9031101000	Machines for balancing mechanicalparts, electrically operated	25,412	236,150	956,751	7,524,953
9031102000	Machines for balancing mechanicalparts, not electrically operated	843	12,261	27,490	108,167
9031201000	Test benches, electrically operated	9,023	118,694	335,561	7,073,898
9031202000	Test benches,not electrically operated	2,978	12,870	43,410	309,165
9031410000	Oth optical instrum.&appl.for inspec.s.cond.wafers/devices/p.masks/reticles	31	3,075	1,401	37,364
9031491000	Optic' instrum&appl.for measur surfaceparticulate contamn. on s.cond. wafers	62	1,327	4,648	109,384
9031492000	Optical error verification&repair app.for PCB/PWBs and PCAs	0	687	0	20,118
9031493000	Optical instrum.&appl. for measuring/checking PCB/PWBs&PCAs	458	2,637	49,952	223,102
9031499000	Other optical instruments andappliances for other purposes	56,833	156,723	1,330,520	5,941,278
9031801100	Cable test equipment, electricallyoperated	19,600	98,716	241,167	2,042,950
9031801900	Cable test equipment, not electricallyoperated	1,775	8,022	63,726	485,827
9031809200	Other instruments, appliances&machinesof head 90.31, electrically operated	89,210	1,105,734	2,482,046	19,556,522
9031809900	Other instruments, appl.&machines ofhead 90.31, not electrically operated	16,809	120,923	549,172	5,671,910
9031901100	Parts&acc.incl.PCA of optical instrum.&appl.for inspecting s.cond. wafers	25	2,275	798	105,380
9031901200	Parts&acc.of optical error verifc.&repair app.for PCB/PWBs&PCAs	0	52	0	888
9031901300	Parts&acc.of optic. microscopes fittedw/equip.for hand&trans.of s.cond wafer	300	1,971	18,275	74,112
9031901900	Parts&accessories for otherelectrically operated equipment	12,242	100,715	273,214	2,643,775
9031902000	Parts&accessories for non-electricallyoperated equipment	3,081	22,096	46,211	389,346
9032101000	Thermostats, electrically operated	102,341	567,334	602,192	4,290,605
9032102000	Thermostats, not electrically operated	11,235	94,314	76,462	532,479
9032201000	Manostats, electrically operated	2,232	14,384	13,704	299,991
9032202000	Manostats, not electrically operated	67	9,823	1,606	58,077
9032810000	Hydraulic/pneumatic regulating/ctrlinginstruments and apparatus	13,282	105,748	215,254	2,294,252
9032891000	Instru.&app.fitt.with anautomatic dataprocess.mach. for controll the propul.	10,383	85,877	112,926	3,723,480
9032892000	Automatic instrum.&app.for controllingchem./electro-chem.solutions in PCA/PWB	465	72,187	17,928	471,240
9032893100	Automatic regulating voltage units(stabilizers)	212,162	1,136,104	341,757	1,977,399
9032893900	Oth automatic regulating/controllinginstrum.&app., electrically operated	57,372	502,876	835,667	6,976,599
9032899000	Oth automatic regulating/controllinginstrum.&app.not electrically operated	189,189	1,094,985	5,682,244	28,656,391
9032901000	Parts and accessories of goods ofsubheading 9032.89.10	446	3,549	25,570	71,580
9032902000	Parts and accessories of goods ofsubheading 9032.89.20	0	239	0	40,929
9032903000	Parts and accessories of other goods,electrically operated	13,867	133,851	279,537	2,728,095
9032909000	Parts and accessories of other goods,not electrically operated	20,315	234,792	861,113	9,351,068
9033001000	Parts&acc. for machines,appl.,instrum.of chapter 90 for elect'ly operated	23,257	228,619	1,397,932	9,507,308
9033002000	Parts&acc. for mach.appl.,instrum.ofchap. 90 for not electrically operated	19,507	136,461	593,232	4,027,286
9101110000	Elec'ly wrist-watches,whether/not withastopwatch fac'ty,w mech.display only	2	412	54	34,919
9101190000	Elec'ly wrist-watches,whether/not withastopwatch facility,with oth display	5,217	5,823	12,608	251,394
9101290000	Oth wrist-watches,whether/not withastop-watch fac'ty,w non auto. winding	36	3,880	85,263	91,303
9101910000	Other wrist-watches, electricallyoperated	0	930	0	855
9101990000	Other wrist-watches, not electricallyoperated	101	1,436	31,027	43,989
9102110000	Elec'ly wrist-watches oth head 91.01,wh'er/not w astop.w. fac'ty,w/mech.dspl	2,746	8,283	247,561	1,043,681
9102120000	Elec'ly wrist-watches oth head 91.01,w/nw a s.watch fac'ty,w op-elec.dspl	118	3,169	271	5,781



I.3. IMPOR MENURUT KOMODITI / IMPORT BY HS COMMODITY

\*\*\* AGUSTUS / AUGUST 2008 \*\*\*

HS	Uraian Komoditi Commodity Description	Berat Bersih / Net Weight (Kg)		Nilai / Value C.I.F (US\$)	
		Bulan ini Current Month	Kumulatif Cum.Jan. to date	Bulan ini Current Month	Kumulatif Cum.Jan. to date
9102190000	Elec.ly wrist-watches othh91.0,whether/not w/astopwatch fact,w/oth display	114,348	695,953	310,039	2,043,147
9102210000	Oth wrist-watches oth h91.01, whether/nt with a s.watch fac'ty,w/autom.wndg	4,007	31,221	9,389	5,338,797
9102290000	Oth wrist-watches oth h91.01, whether/nt w/a s.watch fac'ty,w/n.autom.wndg	77,871	400,385	196,721	1,536,535
9102911000	Stop-watches, electrically operated	2,743	13,434	10,856	31,877
9102919000	Other wrist-watches oth head 91.01,electrically operated	4,544	9,291	10,157	53,799
9102990000	Other wrist-watches oth head 91.02,electrically operated	37,500	415,796	134,151	935,159
9103100000	Clocks with watch movements, excludingclocks ofh91.04.,electrically operated	9,097	19,142	14,103	43,737
9103900000	Clocks with watch movements, excludingclocks ofh91.04.,not elec'ly operated	72	956	1,050	2,727
9104001000	Instrument panel clocks & clocks of asimilar type, for vehicles	2,476	28,511	176,643	1,526,686
9104002000	Instrument panel clocks & clocks of asimilar type, for aircraft	0	15	0	14,975
9104003000	Instrument panel clocks & clocks of asimilar type, for vessels	0	78	0	616
9104009000	Instrument panel clocks & clocks of asimilar type, for spacecraft	78	134	131	28,817
9105110000	Alarm clocks, electrically operated	41,262	215,500	69,752	332,782
9105190000	Alarm clocks,not electrically operated	48,378	185,455	186,513	584,008
9105210000	Wall clocks, electrically operated	10,442	92,565	45,629	333,395
9105290000	Wall clocks, not electrically operated	25,056	333,110	80,169	972,604
9105910010	Marine and similar chronometers(oth. than clocks of heading 91.04)	0	1,435	0	3,957
9105910020	Public clocks for building; clocks forcentralised electric clock systems	0	1,139	0	1,855
9105910090	Oth. Clocks, electrically operated	10,009	64,792	47,401	218,059
9105990010	Oth. marine and similar chronometers(oth. than clocks of heading 91.04)	0	5	0	574
9105990090	Oth. Clocks, not electrically operated	8,267	42,942	23,049	144,149
9106100000	Time-registers; time-recorders	15,218	84,479	58,158	641,496
9106900000	Oth time record.&intervals of time appw/clock/watch move./with synchron.mtr	13,196	137,762	160,996	971,829
9107000000	Time switches with clock/watchmovement/with synchronous motor.	8,221	92,362	120,396	1,108,372
9108110000	Watch move., comp.&assem. with mech.display only, electrically operated	0	3	0	54
9108120000	Watch movements,comp.&assem.with opto-elect'nic display only, elect'ly oprtd	1	1	23	23
9108190000	Other watch movements, complete &assembled, electrically operated	4,135	45,809	27,725	155,674
9108200000	Watch move., comp.&assem. with mech.-with automatic winding	0	269	0	15,872
9108900000	Other watch movements, complete &assembled, not electrically operated	4,641	6,802	14,669	35,902
9109110000	Clock movements of alarm clocks,compl.and assembled, electrically operated	2,767	5,941	3,733	9,959
9109190000	Clock movements of oth clocks, compl.&assembled, electrically operated	38,128	131,933	146,064	457,756
9109900000	Clock movements, complete andassembled, not electrically operated	10,908	98,530	51,005	244,616
9110110000	Complete movements, unassem./partlyassem.(movement sets) of watches	1,542	27,285	65,654	425,016
9110190000	Rough movements of watches	0	54	0	916
9110900000	Oth. compl/incomplete movements,unassem.or assembled (movement sets) of clock	0	15,616	0	61,741
9111200000	Watch cases of base metal, whetheror not gold/silver-plated	2,401	6,260	13,183	23,160
9111800000	Other watch cases	1,816	19,764	39,697	562,223
9111900000	Parts of watch cases	3,320	11,638	3,748	21,000
9112200000	Clock cases and cases of a similartype for other goods of this chapter	250	5,494	100	9,507
9112900000	Part of clock cases&cases of a similartype for other goods of this chapter	704	6,912	2,602	19,718
9113100000	Watchstraps,watch band&watch braceletsof precious mtl/of mtl clad w/prec.mtl	53	53	33,463	33,463
9113200000	Watchstraps,watch bands& bracelets,of base metal,wheth/not gold/s plated	3,333	7,876	4,144	26,836
9113900000	Other watchstraps, watch bands &watch bracelets	10,653	106,684	58,555	796,580
9114100000	Springs, including hair-springs ofclock/watch	4	84	11	273
9114200000	Jewels of clock/watch	194	868	336	1,957
9114300000	Dials of clock/watch	2,021	12,544	10,124	36,915
9114400000	Plates and bridges of clock/watch	0	4,954	0	5,121
9114900000	Other parts of clock/watch	30,083	206,550	76,188	615,796
9201100000	Upright pianos	11,655	97,120	35,820	345,692
9201200000	Grand pianos	19,369	57,180	219,661	602,431
9201900000	Oth pianos,including automatic pianos;harpsichords&oth keybrd string.instr.	56,879	338,529	83,036	635,100
9202100000	String musical instruments playedw/a bow	7,330	30,448	71,666	218,910
9202900000	Other string musical instrumentsplayed	34,334	141,976	215,857	849,772
9205100000	Brass-wind instruments	75	28,944	4,529	119,765
9205901000	Keyboard pipe organ; harmonium & similarkeyboard instrum with free metal reeds	16,861	95,989	56,804	368,794
9205909000	Oth. keyboard pipe organs, harmoniumswith free metal reeds	46,373	297,588	358,914	2,144,033
9206000000	Percussion musical instruments(forex, drm,xylophones,cymbals,castanets)	136,582	926,845	531,650	3,552,021
9207100000	Keyboard instruments, other thanaccordions	19,856	223,454	115,945	2,090,865
9207900000	Oth musical instruments,the sound isproduc/must be amplified,electrically	19,603	365,600	58,994	3,295,925
9208100000	Musical boxes	1,057	39,955	4,923	181,683
9208901000	Decoy calls, call horns &other mouthblown sound signalling instruments	1,794	22,261	6,879	116,372
9208909000	Oth musical instruments not fallingwithin any oth heading of this chapter	17,479	82,986	58,363	247,319
9209300000	Musical instrument strings	50,913	283,723	307,168	2,605,783
9209911000	Strung backs, keyboards and metalframes for upright pianos	278,148	2,382,978	1,335,544	13,053,973
9209919000	Other parts and accessories for pianos	444,932	4,624,578	3,856,227	28,830,946
9209920000	Parts & accessories for the musicalinstruments of heading 92.02	95,794	923,654	756,277	7,268,722
9209940000	Parts & accessories for the musicalinstruments of heading 92.07	563,306	1,437,680	3,588,431	13,446,011
9209990000	Parts & accessories for other musicalinstruments	64,986	595,413	1,782,121	16,754,951
9301110000	Artillery weapons (for example, guns,howitzers & mortars), self-propelled	0	2,403	0	9,577
9301190000	Artillery weapons(for ex.guns,howitzer& mortars), not self-propelled	0	2,483	0	2,386,116
9301200000	Rocket launchers;flame-throwers;grenadelauncers; torpedo tub&sim. projectors	0	17,000	0	384,500
9301900000	Oth military weapons,o than revolvers,pistols & the arms of heading 93.07	0	15,943	0	3,566,863
9302000000	Revolvers and pistols, otherthan those of heading 93.03/93.04.	4	367	129	35,699

**I.3. IMPOR MENURUT KOMODITI / IMPORT BY HS COMMODITY**  
**\*\*\* AGUSTUS / AUGUST 2008 \*\*\***

HS	Uraian Komoditi Commodity Description	Berat Bersih / Net Weight (Kg)		Nilai / Value C.I.F (US\$)	
		Bulan ini Current Month	Kumulatif Cum.Jan. to date	Bulan ini Current Month	Kumulatif Cum.Jan. to date
9303100000	Muzzle-loading firearms	49	71	2,443	5,783
9303209000	Oth sporting/target-shooting shotguns,including combination shotgun-rifles	0	1,252	0	352,642
9303900000	Oth firearms&sim. device which operateby the firing of an explosive charge	25	718	340	179,265
9304009000	Oth arms (for example,spring, air/gasguns&pistols),excl.those of head 93.07	10	2,302	1,001	19,033
9305100000	Parts and accessories of revolvers/pistols	8	12	2,937	3,130
9305219000	Shotgun barrels of other shotguns	59	4,429	3,729	57,541
9305910000	Parts and accessories of militaryweapons of heading 93.01	0	113	0	55,119
9305999000	Parts and accessories of other arms	0	16	0	2,848
9306210000	Cartridges for shortgun and air gun	0	14,533	0	53,665
9306290000	Parts of cartridges, gun pellets	0	4,766	0	122,750
9306302000	Cartridges for riveting/similar toolstor for captive-bolt humane killers and	0	837	0	33,543
9306309000	Other cartridges and parts thereof usefor other arms	43	594	48	2,403
9306900000	Other cartridges, missiles and similarmunitions of war & parts thereof	1,172	7,441	43,906	2,875,661
9307000000	Swords,cutlasses,bayonets,lances&similar arms&parts thereof &scabbards	0	448	0	20,012
9401100000	Seats of a kind used for aircraft,convertible into beds	0	8,310	0	90,101
9401200000	Seats of a kind used for motorvehicles, converti-ble into beds	28,214	262,935	224,487	1,883,435
9401300000	Swivel seats with variable heightadjustment	354,138	2,412,949	945,850	6,407,963
9401400000	Seats other than garden seats/camping	206,157	520,982	530,401	1,375,498
9401510010	Seats of rattan	18	3,359	226	10,290
9401510090	Other seats of rattan	766	5,606	1,042	25,741
9401590000	Other seats of bamboo/rattan	945	93,533	2,498	62,112
9401610000	Upholstered	180,997	1,192,433	559,974	3,882,048
9401690000	Other upsholstered	147,750	591,289	486,346	1,723,540
9401710000	Other seats, with metal frames,upholstered	429,202	2,809,529	1,208,689	7,139,689
9401790000	Other seats, with metal frames, notupholstered	256,164	2,773,188	549,975	4,693,758
9401801000	Baby walkers	8,248	50,907	26,989	125,554
9401809000	Other seats	111,894	575,689	209,550	1,218,534
9401901010	Parts of aircraft seats of plastics	4,176	35,751	29,703	696,504
9401901090	Oth parts of aircraft seats of plastics	18,267	60,283	163,643	1,330,020
9401902000	Parts of baby walkers	12	815	12	632
9401909100	Parts of seats of goods of subheading9401.20.00/9401.30.00	479,523	3,016,500	3,588,876	22,335,480
9401909910	Oth.of goods of subheading of plastic9401.20/9401.30	61,069	403,605	113,720	727,057
9401909990	Oth.of goods of subheading9401.20/9401.30	422,813	3,909,757	2,293,151	22,153,697
9402101000	Dentists' chairs	44,151	218,721	522,103	1,895,813
9402103000	Barbers' and hairdressers' chairs andparts	30,199	164,903	69,471	403,633
9402109000	Other dentists, hairdressers & barberschairs and part thereof	4,989	319,106	6,557	932,693
9402901000	Furntr.designed for medical,surgical/veterinary surg.purp.&parts thereof	33,447	201,784	115,707	905,756
9402909000	Oth. furntr.design for medical,surgical/veterinary surg.purp.&parts thereof	87,321	1,110,387	905,741	4,245,958
9403100000	Mtl furniture of a kind used in office	441,089	3,423,484	455,339	3,399,070
9403200000	Other metal furniture	753,107	6,428,687	1,432,739	10,698,769
9403300000	Wooden furniture of a kind usedin offices	559,194	7,040,059	1,016,064	8,184,809
9403400000	Wooden furniture of a kind usedin the kitchen	164,760	1,768,453	184,275	1,800,505
9403500000	Wooden furniture of a kind usedin the bedroom	771,706	4,837,335	931,322	6,059,116
9403600000	Other wooden furniture	656,528	5,973,936	1,332,853	9,947,882
9403700000	Furniture of plastics	56,948	588,484	99,729	1,018,070
9403810010	Bedroom, dining room/living room sets ofrattan	1,291	28,725	2,233	40,318
9403810020	Bedroom, dining room/living room sets ofother materials	1,780	102,086	3,477	183,201
9403810030	Furnt. of plas. of kind used in parksgardens/vestibules	177	4,042	1,054	3,993
9403810040	Fume cupboards for use in medicallaboratories	0	863	0	3,752
9403810090	Other furniture of bamboo or rattan	9,110	105,104	53,556	346,345
9403890010	Bedroom, dining room/living roomsets of other materials	77,771	739,299	92,339	967,323
9403890020	Oth furniture of a kind used in parks,garden/vestibules	2,892	83,566	5,738	107,662
9403890030	Fume cupboards for use in medical lab.of cane,osier,bamboo/similar materials	3,194	28,207	56,014	134,003
9403890090	Other furniture	302,315	952,216	358,186	1,506,564
9403900000	Parts of other furniture	409,151	3,258,462	747,193	6,068,590
9404100000	Mattress supports	21,541	95,543	53,973	294,668
9404210000	Mattresses of cell. rubber/plastics,whether/not covered	29,441	450,756	54,004	399,889
9404291000	Mattress springs of other materials	42,122	210,993	175,713	757,181
9404292000	Mattress of hyperthermia/hyphothermiatype of other materials	304	304	1,248	1,248
9404299000	Other mattress of other materials	74,953	269,462	80,670	459,193
9404300000	Sleeping bags	0	23,446	0	98,035
9404901000	Quilts, bedspreads and mattressprotectors	453	48,967	1,930	232,724
9404909000	Other articles of bedding and similarfurnishing	47,289	1,055,158	212,681	1,925,345
9405102000	Surgical lamps of ceiling/walllighting fittings	0	53,852	0	119,540
9405103000	Spotlights of ceiling/wall lightingfittings	30,393	362,427	152,292	2,153,798
9405109000	Oth chandeliers&oth elec ceiling/walllight.fittng,exc.of apublic spac.light	703,893	4,159,157	3,000,794	16,458,013
9405201000	Surgical lamps of electric table,desk,bedside/floor-standing lamps	26	36	1,770	1,847
9405209010	Elect. table of spotlights	12,563	172,876	37,005	287,909
9405209090	Oth. elect. table, desk	280,852	1,304,711	767,620	3,843,063
9405300000	Lighting sets of a kind used forchristmas trees	23,720	136,746	52,624	320,169
9405401000	Surgical lamps, incl. operat lights;pilot lamp assem for elec.-thermic dom	438	2,356	1,647	17,922
9405402000	Searchlights	8	2,424	1,212	11,143
9405404000	Oth. electr. lamps of spotlights	40,547	203,113	168,675	1,076,582

**I.3. IMPOR MENURUT KOMODITI / IMPORT BY HS COMMODITY**  
**\*\*\* AGUSTUS / AUGUST 2008 \*\*\***

HS	Uraian Komoditi Commodity Description	Berat Bersih / Net Weight (Kg)		Nilai / Value C.I.F (US\$)	
		Bulan ini Current Month	Kumulatif Cum.Jan. to date	Bulan ini Current Month	Kumulatif Cum.Jan. to date
9405405000	Street lamps/lanterns	45,319	265,718	243,984	1,154,362
9405406000	Other exterior lighting, other than street lamps/lanterns	16,846	91,994	192,143	977,689
9405407000	Non-flashing aerodrome beacons;lamps for railway loc.aircraft,ships of bts mtl	1,502	17,970	82,625	769,463
9405408000	Pilot lamp assemblies for electrodomestic appliances of heading 85.16	160	3,616	1,359	6,798
9405409010	Fibreoptic operation headlights	101	3,923	10,135	148,047
9405409090	Oth electric lamps,including oth eleclamps&lighting fittings of wood	150,042	858,851	590,418	7,181,888
9405501100	Non elect. lamps&lighting fittings -of brass, for religius rites	0	68	0	605
9405501900	Oth. non elect. lamps&lighting fittings	409	26,134	434	108,933
9405504010	Hurricane lamps of base metal	3,291	23,218	8,704	40,076
9405504090	Other hurricane lamps	355	64,809	804	81,126
9405509011	Oil lamps of brass, used for relig.rites	0	1,515	0	1,523
9405509012	Oil lamps of other base metal,or of wood	1	562	53	13,405
9405509013	Oil lamps of plast, stone, ceramic,-glass	41	6,130	595	9,191
9405509019	Other oil lamp of plastic	0	770	0	3,035
9405509020	Miners lamps and quarrymens lamps	0	1,099	0	1,950
9405509090	Other miners lamps & quarrymenslamps	828	28,980	14,291	264,751
9405601000	Property protection warning signs,street name plates,road&traffic signs	3,306	48,817	12,000	422,851
9405609010	Property protection warning signs,of stone/ceramic	0	32	0	60
9405609090	Other property protection warningsigns	24,866	239,753	103,823	857,742
9405911000	Parts of glass for surgical lamps	0	806	0	3,352
9405912000	Parts of glass for spotlights	2	3,278	48	16,588
9405914000	Glass globes and chimneys for otherlamps	3,483	17,695	12,602	37,376
9405919000	Parts of glass of other lamps	62,710	633,987	246,664	3,255,784
9405921000	Parts of plastics for surgical lamps	0	18,697	0	77,700
9405922000	Parts of plastics for spotlights	275	1,252	3,253	6,720
9405929000	Parts of plastics for other lamps	237,235	1,110,077	450,128	1,885,847
9405991000	Lampshades of textile materials	86	4,668	1,427	13,382
9405999010	Frames for miners/quarrymenlamps	0	302	0	1,026
9405999090	Other, for the miners lamps, surgical	247,146	1,320,801	484,570	3,170,341
9406001000	Greenhouses fitted with mechanical/thermal equipment	3,655	10,523	12,130	32,147
9406009200	Other prefabricated buildings of wood	4,810	30,047	26,352	176,010
9406009400	Other prefabricated buildings of iron/steel	631,595	4,795,051	3,048,079	15,745,550
9406009900	Other prefabricated buildings of othermaterials	315,722	2,756,355	2,106,203	16,752,899
9503001000	Tricycles, scooters, pedal cars and similar wheeled toys; dolls carriages	257,564	1,852,306	556,941	4,837,054
9503002100	Dolls, whether/not dressed	202,692	950,956	350,311	2,220,542
9503002200	Garments and garments accessories;footwear and headgear	519	17,499	68,551	632,707
9503002900	Other garments and garm. accessories;footwear and headgear	103,745	378,253	559,997	4,285,504
9503003000	Electric trains, includ tracks, signals and other accessories therefor	35,626	200,939	55,898	436,289
9503004100	Model aircraft assembly kits	14,106	77,894	29,300	157,582
9503004900	Other model aircraft assembly kits	1,102,346	3,252,031	1,536,525	4,789,459
9503005000	Other construction sets&constructional toys, of materials other than plastics	28,058	177,386	168,859	1,145,690
9503006000	Stuffed toys representing animals/non-human creatures, puzzles	173,150	695,853	328,893	1,616,488
9503007100	Toys of jigsaw/picture puzzles	10,320	50,445	37,313	173,906
9503007900	Other toys of jigsaw/picture puzzles	194,653	1,131,160	636,531	3,129,627
9503009100	Numerical, alphabetical/animal block/cut-outs; word builder sets;	17,427	67,210	73,207	224,620
9503009200	Skipping ropes	1,172	20,232	3,189	26,050
9503009300	Marbles	399,894	1,644,102	69,993	314,991
9503009900	Other of goods of sub heading 95.03.00.9	2,417,001	13,128,393	5,133,286	29,633,257
9504100000	Video games of a kind used with a television receiver	112,863	987,363	300,451	3,220,548
9504202000	Tables for billiards of all kinds	320	113,563	3,575	162,411
9504209000	Other articles and accessories for billiards	8,382	327,957	63,723	564,014
9504300000	Oth games, operated by coins, banknotes bank cards, tokens/by other means	180,421	1,091,401	655,465	3,515,325
9504400000	Playing cards	428,743	2,148,767	320,975	1,583,009
9504901000	Bowling requisites of all kind	448	11,911	5,846	33,450
9504902000	Darts and parts and accessories of darts	2,532	153,789	116,686	16,042,776
9504903900	Other tables designed for use with casino games	0	6,802	0	29,552
9504909100	Tables designed for games	12	69	36	259
9504909900	Other tables designed for games	147,818	476,997	3,094,833	11,203,238
9505100000	Articles for christmas festivities	79,325	214,215	386,668	759,256
9505900000	Festive,carnival/oth entern.articlesincl conjuring tricks & novelty jokes	34,763	378,013	108,756	968,064
9506110000	Skis of snow-skis	22	9,458	141	35,323
9506120000	Ski-fastenings (ski-bindings)	0	119	0	706
9506190000	Other snow-ski equipment	21,963	89,584	68,257	523,080
9506210000	Sailboards	626	2,684	23,335	64,691
9506290000	Other water-skis, surf-boards,sailboards& oth water-sport equipment	13,029	70,553	39,720	318,209
9506310000	Clubs for golf, complete	27,695	122,504	39,665	201,506
9506320000	Balls for golf	2,560	45,389	5,370	87,536
9506390000	Other golf equipment	4,506	54,734	15,310	198,317
9506401000	Tables tennis	12,555	123,162	6,281	200,367
9506409000	Oth articles & equip for table-tennis	24,224	165,802	58,462	345,681
9506510000	Art. & equip. for lawn tennis rackets whether/not strung	15,520	83,656	133,696	1,122,280
9506590000	Oth. art.&equip. for lawn tennis rackets	180,818	741,175	381,563	1,609,580
9506610000	Lawn-tennis balls	10,776	33,155	14,876	70,832

**I.3. IMPOR MENURUT KOMODITI / IMPORT BY HS COMMODITY**  
**\*\*\* AGUSTUS / AUGUST 2008 \*\*\***

HS	Uraian Komoditi Commodity Description	Berat Bersih / Net Weight (Kg)		Nilai / Value C.I.F (US\$)	
		Bulan ini Current Month	Kumulatif Cum.Jan. to date	Bulan ini Current Month	Kumulatif Cum.Jan. to date
9506620000	Inflatable balls	12,791	188,847	81,772	743,497
9506690000	Other balls, other than golf balls &table-tennis balls	186,134	2,001,289	183,982	852,881
9506700000	Ice skates and roller skates, incl.skating boots with skates attached	1,100	73,401	2,726	183,312
9506910000	Artic.&equip. for general physicsexercise, gymnastics/athletics	622,261	4,076,795	2,360,490	10,760,028
9506992000	Bows and arrows for archery;crossbows	0	3,699	0	16,720
9506993000	Nets, cricket pads, shinguards andsimilar articles	12,646	45,453	44,115	148,958
9506995010	Shuttlecocks	16,645	117,681	87,352	583,493
9506995090	Other articles and equipment for sportbut badminton	57,913	207,355	140,973	532,733
9506999000	Oth articles&equipment for oth sports;swimming pools&padding pools	6,935	299,375	22,494	2,450,940
9507100000	Fishing rods	77,820	381,864	252,604	1,404,078
9507200000	Fish-hooks, whether/not snelled	72,821	482,350	181,652	931,098
9507300000	Fishing reels	74,538	432,065	150,511	867,737
9507900000	Other fishing rods, hooks,/reels	29,521	261,277	390,590	2,697,750
9508100000	Travelling circuses and travellingmenageries	1	2,219	3	9,233
9508900000	Roundabouts,swings,shooting galleries&oth fairgrnd amus.; trave. theatres	103,167	746,456	326,944	3,053,243
9601100000	Worked ivory and articles of ivory	0	16,943	0	194,556
9601901000	Worked mother-of pearl/tortoise-shell & articles of the foregoing	1	6,530	360	105,334
9601909000	Other worked mother-of pearl/tortoise-shell & articles of the foregoing	0	1,453	0	33,480
9602001000	Gelatin capsules for pharmaceuticalproducts	4,414	48,427	49,775	881,950
9602002000	Cigar/cigarette cases, tobacco jars andhousehold ornamental articles	1,545	43,638	6,987	376,333
9602009000	Oth worked vege/mini carving matrl&artic.ofthese matrls;ofwax,stearin,gum	7,698	139,056	15,152	1,636,842
9603101000	Brushes consisting of twigs/othersvegetable material bound together	42,420	278,769	101,374	815,487
9603102000	Brooms consisting of twigs/othersvegetable material bound together	47,503	467,201	84,863	618,346
9603210000	Tooth brushes, including dental-platebrushes	140,490	1,144,155	1,155,010	8,530,980
9603290000	Shaving brushes,hair brush,nail brush,eyelash o. toilet brush for use on men	242,320	866,158	341,432	1,425,884
9603300000	Artists' brushes, writing brush&similarbrushes for the applic.of cosmetics	32,478	170,965	172,700	927,282
9603400000	Paint,d istemper, varnish/similarbrushes ; paint pads and rollers	551,429	2,612,742	669,720	3,205,478
9603500000	Other brushes constituting parts ofmachines, appliances/vehicles	73,329	328,803	193,482	1,530,849
9603901000	Prepared knots and tufts forbroom/brush making	4,200	23,578	68,846	275,278
9603902000	Hand-operated mechanical floorsweepers, not motorised	16,893	169,665	34,483	406,766
9603904000	Other brushes	98,485	849,782	112,180	1,018,628
9603909200	Parts for goods of subheading 9603.90.20	69	37,906	335	88,271
9603909900	Parts for goods of oth than subheading9603.90.10	149,823	865,631	306,410	2,097,522
9604001000	Hand sieves and hand riddles of metal	997	22,560	16,480	345,530
9604009000	Hand sieves and hand riddles of othermaterial	8,815	65,624	18,820	229,903
9605001000	Travel sets for personal toilet	3,482	22,575	8,659	163,064
9605009000	Travel sets for sewing/shoe/clothes cleaning	20,822	87,085	94,058	318,258
9606100000	Press-fasteners, snap-fasteners andpress-studs and parts therefor	31,568	480,362	354,997	6,255,168
9606210000	Buttons of plastics, not covered withtextile	70,772	1,053,243	1,120,574	12,912,445
9606220000	Buttons of base metal, not coveredwith textil	47,281	920,594	664,327	9,317,472
9606290000	Buttons of other material	134,076	1,456,048	806,235	7,596,021
9606300000	Button moulds&other parts of buttons;button blanks	68,691	141,050	981,914	1,897,697
9607110000	Slide fasteners fitted with chainscoops of base metal	133,917	983,956	1,258,067	7,947,967
9607190000	Other slide fasteners	273,916	2,275,169	1,561,061	18,651,690
9607200000	Parts of slide fasteners	446,607	2,414,570	908,772	8,366,541
9608101000	Ball point pens of plastics	80,429	683,760	266,492	1,444,766
9608109000	Oth. ball point pens of plastics	107,693	768,052	267,882	2,061,565
9608200000	Felt tipped & other porous-tipped pens& markers	79,393	383,957	307,239	1,204,808
9608310000	Indian ink drawing pens	5,945	15,347	7,871	22,490
9608391000	Fountain pens	16,134	110,074	31,021	339,708
9608399000	Oth. indian ink drawing pens	41,608	265,443	62,995	1,005,779
9608400000	Propelling/sliding pencils	12,925	122,791	74,908	526,448
9608500000	Sets of articles from two/more of theforegoing subheadings	14,666	44,328	34,216	105,967
9608601000	Refills for ball point pens of plasticscomprising the ball point&ink reservoir	6,348	34,196	58,140	194,321
9608609000	Oth. refills for ball point pens of plstcomprising the ball point&ink reservoir	21,869	136,393	118,025	1,134,183
9608919000	Pen nibs and nib points of othermaterial	33,845	265,670	652,838	5,955,123
9608991000	Duplicating stylos	55	12,207	200	51,342
9608999000	Penholders,pencil-holders&similarholder parts of the foregoing articles	75,155	424,582	587,255	4,014,027
9609101000	Black pencils	102,909	828,239	180,685	1,458,206
9609109000	Crayons & other pencils with leadsencased in a rigid sheath	179,046	1,225,828	234,076	1,581,505
9609200000	Pencil leads, black/colored	87,487	703,089	232,367	2,878,285
9609901000	Slate pencils for school slates	11	1,330	206	13,417
9609903000	Pencils & crayons other than those ofsubheading 9609.10.00	20,476	384,832	39,189	682,784
9609909000	Pastels, drawing charcoals, tailors'chalks	50,199	606,454	96,987	1,219,934
9610001000	School slates	3,795	12,620	2,919	12,137
9610009000	Oth slates&boards,with writing/drawingsurf'es,whethr/not framed for o.school	7,152	93,909	44,691	391,015
9611000000	Date, seal/numbering stamps &the like hands operate	23,930	112,484	76,884	431,993
9612101000	Ribbons of textile fabric	2,609	87,690	24,579	286,229
9612109000	Ribbons of other materials	94,103	659,069	1,319,040	6,102,405
9612200000	Ink-pads	5,627	75,346	9,918	142,090
9613101000	Pocket lighters, gas fuelled,non-refillable of plastics	533,399	2,400,447	760,936	3,026,611
9613109000	Oth. pocket lighters, gas fuelled,non-refillable	350,199	2,212,970	334,843	1,981,936
9613201000	Pocket lighters, gas fuelled,refillable of plastics	40,158	454,164	34,990	524,984

**I.3. IMPOR MENURUT KOMODITI / IMPORT BY HS COMMODITY**  
**\*\*\* AGUSTUS / AUGUST 2008 \*\*\***

HS	Uraian Komoditi Commodity Description	Berat Bersih / Net Weight (Kg)		Nilai / Value C.I.F (US\$)	
		Bulan ini Current Month	Kumulatif Cum.Jan. to date	Bulan ini Current Month	Kumulatif Cum.Jan. to date
9613209000	Oth. pocket lighters, gas fuelled,refillable	68,642	1,852,704	158,824	1,898,059
9613801000	Piezo-elect lighters for stoves&ranges	966	48,785	5,371	170,017
9613803000	Cigarette lighters/table lighters, oththan of plastics	4,404	44,226	91,760	791,130
9613809000	Other lighters	199,146	323,850	58,425	256,896
9613901000	Parts of refilled cartridge/other receptacles	957	46,673	285	124,404
9613909000	Other parts of lightersother than flints and wicks	71,216	439,767	575,740	3,452,270
9614009000	Oth smoking pipes, cigar.cigaetterholders and parts thereof	1,145	7,373	7,241	55,710
9615111000	Hair slides and the likeof hard rubbers/plastics	48,785	268,481	76,830	544,154
9615119000	Combs of hard rubbers/plastics	149,580	799,037	246,366	1,213,599
9615191000	Hair slides and the like of materialother than hard rubbers/plastics	69,240	297,135	95,230	403,580
9615199000	Combs of material other than hardrubbers/plastics	149,493	1,534,974	260,772	2,087,133
9615901100	Decorative hair pins of aluminium	0	5,900	0	15,190
9615901200	Decorative hair pins of iron/steel	2,824	11,440	1,708	14,731
9615901900	Oth. decorative hair pins	29,410	138,722	180,362	386,675
9615902000	Parts of decorative hair pins	5,381	7,771	5,445	9,535
9615909100	Parts decorative hair pins of aluminium	349	5,693	3,478	10,304
9615909200	Parts decorative hair pins of iron/steel	745	10,982	1,735	26,677
9615909900	Oth. parts of decorative hair pins	78,128	396,827	75,324	526,433
9616101000	Sprays of scent and similar toiletsprays	80,745	859,606	560,607	5,760,977
9616102000	Mounts and heads of the sprays	80,107	552,102	337,793	2,384,338
9616200000	Powder-puffs&pads for the applicationof cosmetics/toilet preparations	41,923	178,890	163,385	1,443,558
9617001000	Vacuum flasks and other vacuumvessels	121,342	1,203,515	216,451	2,065,459
9617002000	Parts of vacuum flasks & oth vacuumvessels other than glass inners	5,490	74,590	29,845	77,737
9618000000	Tailor' dummies & oth lay figrs:auto-&oth displ.used for shop window dressing	30,686	208,023	182,412	967,782
9701100000	Paintings, drawings and pastels	15,486	93,024	50,189	420,565
9701901000	Colleges & similar decorative plaquesof cut flower bud,foli/oth part of plant	4,131	19,305	3,804	57,654
9701909000	Colleges & similar decorative plaquesother than of natural cork	30,747	137,929	80,347	284,870
9702000000	Original engravings, prints andlithographs	1,347	58,918	1,276	28,920
9703000000	Original sculptures and statuary, inany material	17,484	239,358	35,713	290,054
9704001000	Postage/revenue stamps	0	1	0	298
9704009000	Postal stationary other than postageor revenue stamps	13	1,734	439	3,324
9706000000	Antiques of an age exceeding onehundred years	0	2,604	0	40,115
9801101000	Sedan of head 8703 with cylinder cap <1500 cc, incompletely knocked down	94,296	2,566,266	702,028	9,811,808
9801102000	Oth vhcl of head 8703 with (4x2) systemincompletely knocked down, for person	1,315,018	14,626,476	10,514,393	111,924,355
9801201000	Vhcls of head 8704 with gross weight<=5 ton, incompletely knocked down	0	328	0	2,688
9801202000	Vhcls of head 8704 with 5 ton < grossweight <= 24 ton, incmpltly knocked down	4,748,946	32,650,186	34,187,594	197,987,623
9801203000	Vhcls of head 8704 with gross weight>24 ton,incmpltly knocked down,for good	5,330,078	63,599,426	17,198,080	118,294,873
9801302000	Vhcls of head 8702 with 5 tons < grosweight <= 24 ton, incmpltly knocked down	323,352	6,915,668	1,025,320	12,401,777
9801303000	Vhcls of head 8702 with gross weight> 24 tons, incompletely knocked down	0	16	0	855
9802100000	Rotary internal/spark-ignition combustcomprsn-ignition pist engine, of inckd	91,900	1,724,995	787,356	9,625,097
9802200000	Gear boxes, of incomplete knocked downvehicles	383,703	3,586,291	5,165,618	41,069,788
9802300000	Drive-axles, of incomplete knocked downvehicles	1,781,588	6,961,548	6,178,228	25,647,999
9999100000	Postal packages n.c.a.k	0	2,137	0	15,208
<b>TOTAL IMPORT</b>		<b>8,317,156,498</b>	<b>69,607,215,932</b>	<b>12,326,249,588</b>	<b>90,345,044,975</b>

I.3. IMPOR MENURUT KOMODITI / IMPORT BY HS COMMODITY

\*\*\* AGUSTUS / AUGUST 2008 \*\*\*

HS	Uraian Komoditi <i>Commodity Description</i>	Berat Bersih / <i>Net Weight</i> (Kg)		Nilai / <i>Value C.I.F</i> (US\$)	
		Bulan ini <i>Current Month</i>	Kumulatif <i>Cum.Jan. to date</i>	Bulan ini <i>Current Month</i>	Kumulatif <i>Cum.Jan. to date</i>

<http://www.bps.go.id>

**1.4. IMPOR MENURUT NEGARA ASAL / IMPORT BY COUNTRY OF ORIGIN**

\*\*\* AGUSTUS / AUGUST 2008 \*\*\*

Country Code	Negara Asal Country of origin	Berat bersih / Net weight (Kg)		Nilai / Value C.I.F ( U S \$ )	
		Bulan ini Current month	Kumulatif Cum. Jan. to date	Bulan ini Current month	Kumulatif Cum. Jan. to date
111	JP Japan	325,786,379	2,723,765,970	1,224,982,863	9,809,630,934
112	HK Hong Kong	33,497,105	323,686,430	200,560,737	1,648,063,669
113	KP Korea, Democratic People's Republic	27,534	1,285,025	87,200	3,072,627
114	KR Korea, Republic Of	391,983,169	2,894,532,696	708,395,113	5,029,277,883
115	TW Taiwan	106,096,812	882,550,603	254,608,624	1,942,808,113
116	CN China	1,012,329,858	7,100,389,475	1,689,559,407	10,174,678,418
117	MN Mongolia	48,000	600,424	20,160	438,501
118	MO Macau	191,295	2,371,362	1,805,490	12,474,020
120	PG Papua New Guinea	1,590,576	14,448,916	1,504,164	15,096,589
121	TH Thailand	397,885,255	3,394,870,179	616,233,503	4,374,140,938
122	SG Singapore	1,376,010,765	11,285,654,794	2,083,916,009	16,026,010,977
123	PH Philippines	20,805,696	281,550,684	61,739,889	557,168,962
124	MY Malaysia	969,337,121	7,254,310,001	1,030,129,253	6,895,593,787
125	MM Myanmar (form. Burma)	5,143,192	65,302,179	2,297,320	25,975,496
126	KH Cambodia	29,832	184,384	113,732	1,236,917
127	BN Brunei Darussalam	325,028,951	2,025,714,912	320,165,123	1,829,035,210
128	LA Lao People's Democratic Republic	23	97,915	1,311	182,182
129	NP Nepal	0	283	0	2,471
130	BT Bhutan	2,552	4,573	56,119	215,307
131	VN Viet Nam	60,189,530	530,458,637	62,720,630	465,560,921
132	MV Maldives	0	326	0	13,079
133	IN India	282,890,234	2,255,046,212	322,148,555	2,060,917,050
134	PK Pakistan	3,669,453	33,246,019	4,640,922	46,833,886
135	BD Bangladesh	3,622,619	17,289,219	2,684,802	18,142,037
136	LK Sri Lanka	3,713,048	46,181,410	2,705,707	30,620,126
137	AF Afghanistan	0	20,430	0	34,826
138	ID Indonesia	6,706,484	10,637,653	3,527,785	14,445,632
141	IQ Iraq	0	142,000	0	109,815
142	IR Iran (islamic Republic Of)	33,151,832	157,788,509	47,152,857	186,096,266
143	SA Saudi Arabia	355,464,740	3,890,935,006	371,030,792	3,576,104,762
144	IL Israel	109,367	607,256	1,889,598	13,911,063
145	KW Kuwait	45,616,271	1,416,615,928	39,807,348	1,430,886,846
146	JO Jordan	1,454,220	303,968,506	1,091,037	73,898,426
148	LB Lebanon	31,354	7,484,161	103,567	4,848,866
149	PN Palestina	540	567	69,720	72,055
151	YE Yemen	107,447	1,678,805	97,453	1,001,569
152	OM Oman	2,905,066	5,089,068	2,563,160	3,550,496
153	SY Syria Arab Republic	65,654	203,666	88,292	421,664
154	TR Turkey	164,755,178	935,261,908	164,010,698	883,077,328
155	AE United Arab Emirates	45,666,716	406,372,240	46,893,429	387,232,622
156	QA Qatar	86,270,172	236,398,357	88,235,783	212,324,098
157	BH Bahrain	655,279	250,471,499	958,930	146,165,141
158	CY Cyprus	593	15,823	914	30,910
159	OD Oth.west Asia	0	613,852	0	499,456
211	EG Egypt	195,212,722	637,597,928	68,944,759	160,811,188
212	LY Libyan Arab Jamahiriya	0	412,556,871	0	331,732,577
213	MA Morocco	73,238	81,727,476	754,604	13,903,941
214	TN Tunisia	905,333	58,803,196	2,061,094	21,040,752
215	DZ Algeria	0	125,879,027	0	109,115,533
216	SD Sudan	176,159,750	601,291,795	168,787,027	546,443,602
217	ER Eritrea	0	175	0	1,205
218	LS Lesotho	0	46,290	0	1,358,920
219	NA Namibia	511,951	7,564,069	959,074	12,576,062
221	ET Ethiopia	72,135	3,947,062	849,230	5,171,312
222	TZ Tanzania, United Republic Of	5,250,176	22,544,431	2,874,855	17,798,370
223	MG Madagascar	101,786	487,409	392,419	2,330,330
224	SO Somalia	0	8,638	0	85,094
225	KE Kenya	336,285	9,902,468	467,478	8,265,671
226	RE Reunion	366,706	3,481,672	457,252	1,813,921
227	MZ Mozambique	1,074,106	9,817,364	762,355	7,429,781
228	BW Botswana	0	438	0	3,328
230	TG Togo	3,638,799	13,626,962	2,912,923	10,018,307
231	GH Ghana	1,498,006	5,482,834	1,317,507	5,256,868
232	LR Liberia	0	93,191	0	21,110
233	GN Guinea	732,480	1,726,935	548,185	1,351,713
234	AO Angola	0	332,205	0	347,588
235	CG Congo	2	551,937	41	339,237
236	CM Cameroon	1,643,235	9,573,318	1,072,313	16,062,923
237	NG Nigeria	463,808	129,221,665	466,032	110,763,437
238	SL Sierra Leone	0	144,664	0	110,213
239	GA Gabon	104,830	208,517	67,615	345,441
240	CI Cote D'ivoire	1,749,979	22,889,149	1,612,197	45,230,279
241	SN Senegal	483,209	1,249,225	403,933	920,680
242	MR Mauritania	227,754	1,582,807	165,640	975,078
243	ML Mali	329,320	1,744,855	489,035	2,430,267
244	BJ Benin	1,619,421	18,500,022	2,242,111	23,022,059
245	BF Burkina Faso	399,800	5,561,226	676,563	9,069,201

I.4. IMPOR MENURUT NEGARA ASAL / IMPORT BY COUNTRY OF ORIGIN

\*\*\* AGUSTUS / AUGUST 2008 \*\*\*

Country Code	Negara Asal Country of origin	Berat bersih / Net weight (Kg)		Nilai / Value C.I.F ( U S \$ )	
		Bulan ini Current month	Kumulatif Cum. Jan. to date	Bulan ini Current month	Kumulatif Cum. Jan. to date
247	GM Gambia	0	1,252,970	0	773,794
248	VI U.s. Virgin Islands	25	146,207	12,482	59,330
249	SC Seychelles	0	9,116	0	307,607
251	UG Uganda	6,416	1,765,843	54,243	3,488,488
252	CF Central African Republic	990,744	6,385,984	1,670,060	7,815,292
253	NE Niger	213	34,158	2,357	35,227
254	TD Chad	339,615	1,034,875	559,954	1,559,815
256	SH Saint Helena	16,067	40,190	65,956	125,194
257	ST Sao Tome And Principe	0	176	0	11,146
260	SZ Swaziland	1,148,388	6,632,549	1,564,901	8,565,451
261	ZA South Africa	35,849,563	304,867,161	36,107,686	224,855,575
262	ZW Zimbabwe	735,216	6,861,687	1,251,256	10,626,003
263	ZM Zambia	0	1,425,171	0	5,019,378
264	MW Malawi	12,201	2,255,653	24,225	3,124,966
267	MU Mauritius	711,608	6,249,660	3,569,269	12,798,410
268	RW Rwanda	0	103,552	0	90,850
298	VG Virgin Islands (british)	61,341	5,629,191	99,099	7,878,887
299	OF Other Africa	0	21	0	20,000
311	AU Australia	617,192,821	3,952,245,559	470,208,948	2,761,469,264
312	NZ New Zealand	68,138,625	478,085,986	67,153,307	556,078,531
318	FM Micronesia, Federated States Of	161	186	1,986	2,338
319	GU Guam	6	599	199	2,082
321	NR Nauru	0	8,630	0	468,501
322	NC New Caledonia	7	16,007	90	166,095
324	MP Northern Mariana Islands	0	6,569	0	25,160
328	IO British Indian Ocean Territory	370	4,267	12,351	117,310
331	AS American Samoa	214,185	4,320,872	832,446	8,041,966
332	CK Cook Islands	0	32,328	0	11,315
333	FJ Fiji	132,780	158,144	86,971	119,422
334	KI Kiribati	0	7	0	414
335	MH Marshall Islands	0	33	0	211
336	WS Samoa	872	41,891	18,360	306,360
337	SB Solomon Islands	0	3,941,671	0	1,440,333
338	TO Tonga	140	1,736,492	1,129	401,239
339	TV Tuvalu	0	20,182	0	76,891
340	CX Christmas Islands	2,800	2,845	5,100	19,800
341	UM United States Minor Outlying Island	0	63	0	480
342	CC Cocos (keeling) Islands	4,038	509,817	4,080	11,792,548
343	TK Tokelau	0	119	0	2,951
391	TL East Timor	628,000	960,020	1,175,580	1,621,010
411	US United States	312,715,978	3,857,000,269	657,399,596	5,282,856,554
412	CA Canada	197,537,091	2,003,898,188	152,125,742	1,265,449,970
421	MX Mexico	3,992,561	29,640,411	11,396,109	93,122,504
422	GT Guatemala	44	1,636,813	1,243	859,959
423	HN Honduras	25	838,305	1,096	354,968
424	NI Nicaragua	933	119,328	25,242	245,657
425	PA Panama	5,306,232	11,272,156	14,210,822	32,899,278
426	CU Cuba	0	21	0	39,160
427	CB Curacao	25	79,996	1,205	77,796
428	SR Suriname	71	72	1,522	1,831
431	CL Chile	8,245,892	776,874,651	7,246,402	165,659,959
432	VE Venezuela	28,172	9,310,151	123,063	12,675,305
433	AR Argentina	65,301,885	695,288,565	38,078,163	353,617,005
434	BR Brazil	81,355,442	1,479,182,731	61,380,394	819,409,877
435	CO Colombia	179,366	1,585,391	467,977	3,309,670
436	BO Bolivia	0	633,533	0	459,547
437	UY Uruguay	1,286,446	5,208,034	1,069,747	5,040,264
438	PY Paraguay	228,134	827,210	176,246	1,110,658
441	EC Ecuador	466,435	3,874,018	679,350	3,755,915
442	PE Peru	2,389,510	20,331,598	2,783,224	21,809,241
443	GY Guyana	0	180,327	0	107,404
444	TT Trinidad And Tobago	75,590	28,802,865	19,007	11,313,374
445	BS Bahamas	89,170	2,605,668	40,572	1,141,952
446	JM Jamaica	2,175	642,786	24,946	322,384
447	PR Puerto Rico	1,097	741,843	130,501	6,013,949
448	BZ Belize	0	37,532	0	52,883
449	DO Dominican Republic	456	5,789,792	42,456	2,096,330
450	SV El Salvador	0	357,556	0	149,815
451	CR Costa Rica	1,237,930	2,343,762	778,758	5,961,211
452	HT Haiti	1	247,489	51	220,464
453	BB Barbados	79,530	490,787	40,764	217,079
454	AG Antigua And Barbuda	0	1,696	0	2,613
455	AI Anguilla	0	1	0	9
456	AW Aruba	37	37	1,289	1,289
458	CV Cape Verde	185	388	2,916	15,588
460	DM Dominica	0	2,831	0	23,398
461	FK Falkland Islands (malvinas)	0	5,415	0	104,666



I.4. IMPOR MENURUT NEGARA ASAL / IMPORT BY COUNTRY OF ORIGIN

\*\*\* AGUSTUS / AUGUST 2008 \*\*\*

Country Code	Negara Asal Country of origin	Berat bersih / Net weight (Kg)		Nilai / Value C.I.F ( U S \$ )	
		Bulan ini Current month	Kumulatif Cum. Jan. to date	Bulan ini Current month	Kumulatif Cum. Jan. to date
462	GF French Guiana	110	137	3,451	4,098
463	PF French Polynesia	0	30,424	0	15,761
465	GD Grenada	0	40,000	0	28,758
467	AN Netherlands Antilles	2,602	119,473	90,129	557,576
468	NF Norfolk Islands	0	128,572	0	70,957
469	LC Saint Lucia	0	85,340	0	69,747
472	GP Guadeloupe	50,000	50,000	49,000	49,000
511	GB United Kingdom	36,086,540	374,258,174	94,614,400	599,809,561
512	NL Netherlands	30,594,611	279,207,148	51,572,825	412,651,047
513	FR France	24,102,496	171,481,196	91,900,594	773,491,454
514	DE Germany	59,845,478	531,384,691	285,975,239	2,189,845,015
515	AT Austria	2,278,857	32,813,818	28,700,437	251,077,263
516	BE Belgium	44,317,664	262,878,098	65,766,279	439,235,585
517	CH Switzerland	8,111,709	66,312,056	50,877,341	417,026,336
518	LU Luxembourg	9,566	1,819,827	170,542	4,452,174
520	MC Monaco	1,438	60,461	126,324	530,122
521	DK Denmark	1,129,393	8,870,086	9,169,153	70,421,254
522	NO Norway	7,933,222	88,822,312	14,304,455	122,401,340
523	SE Sweden	15,726,482	125,254,190	100,317,025	723,735,546
524	FI Finland	10,778,716	50,258,872	53,171,222	280,181,587
525	IE Ireland	1,378,266	20,187,966	10,021,605	70,716,376
526	IT Italy	24,048,993	159,610,853	85,245,817	682,070,118
527	ES Spain	7,652,338	62,257,336	26,848,146	191,436,863
528	PT Portugal	1,215,779	2,552,174	1,131,032	6,889,670
529	IS Iceland	8,391	8,589,072	197,697	2,339,441
530	MS Montserrat	0	4	0	180
531	GR Greece	3,576,233	13,732,638	2,049,666	19,256,378
532	VA Vatican City State (holy See)	0	5,449	0	58,540
533	AD Andorra	0	790	0	4,551
534	LI Liechtenstein	69	199,035	2,199	522,741
540	CD Democratic Republic Of The Congo	28,000	224,813	14,000	308,091
542	HU Hungary	335,357	1,789,297	1,720,123	19,775,634
543	PL Poland	5,813,397	57,844,506	4,971,623	55,279,125
544	RO Romania	225,937	1,392,511	959,323	6,567,278
545	BG Bulgaria	1,705,157	6,720,894	1,267,964	6,918,432
547	YU Serbia	99	1,621	481	13,787
548	AL Albania	246	200,751	13,817	534,009
550	AZ Azerbaijan	0	133,000,312	0	99,990,058
551	BY Belarus	13,858,965	158,766,718	15,049,576	101,886,612
552	KZ Kazakhstan	2,110,959	14,044,964	2,592,274	18,391,356
553	KG Kyrgyzstan	140	305,390	1,298	444,930
554	MD Moldova, Republic Of	2,149	109,008	27,949	1,265,525
555	TJ Tajikistan	0	201,399	0	354,774
556	TM Turkmenistan	0	5	0	8
557	UA Ukraine	115,808,080	907,349,506	122,673,666	694,249,239
558	UZ Uzbekistan	289,798	5,109,646	466,989	8,579,998
559	LT Lithuania	1,875	146,548	56,858	384,409
560	LV Latvia	129	420,221	2,769	523,487
561	EE Estonia	836,505	2,008,892	788,366	2,609,738
562	GE Georgia	214	340,327	14,500	627,074
563	HR Croatia	127,166	1,113,415	147,248	2,274,741
564	BA Bosnia And Herzegovina	62	17,432	1,011	51,644
565	MT Malta	6,520	16,992	167,244	317,931
566	SK Slovakia	136,092	2,157,130	3,248,324	10,923,291
567	SI Slovenia	47,833	1,738,714	680,205	6,759,988
568	CZ Republic Czeska	1,647,548	10,645,837	5,194,376	40,924,398
569	GS South Georgia And The South Sa	0	5,888	0	9,081
570	MK Rep. Of Macedonia	16	557	590	19,371
572	RU Russia Federation	32,823,943	1,367,900,096	43,271,760	918,244,838
<b>TOTAL IMPORT</b>		<b>8,317,156,498</b>	<b>69,607,215,932</b>	<b>12,326,249,588</b>	<b>90,345,044,975</b>

**I.5. IMPOR MENURUT PROPINSI DAN PELABUHAN BONGKAR**  
**IMPORT BY PROVINCE AND PORT OF IMPORTATION**  
**\*\*\* AGUSTUS / AUGUST 2008 \*\*\***

Kode Pelabuhan Bongkar Port of Importation	Berat bersih / Net weight (Kg)		Nilai / Value C.I.F ( U S \$ )	
	Bulan ini	Kumulatif	Bulan ini	Kumulatif
	Current month	Cum. Jan. to date	Current month	Cum. Jan. to date
<b>NANGROE ACEH DARUSSALAM</b>				
101 IDSBG Aceh - Sabang	536	201,563,369	8,967	16,734,591
102 IDOLO Ulee Lheue	322	397	4,804	8,270
104 IDLSW Lhok Seumawe	0	63,140,000	0	2,578,198
106 IDLAS Langsa, Sumatra	0	116,817,000	0	9,175,584
109 IDSUS Susoh	0	50,000	0	15,578
110 IDSIN Sinabang	214	214	4,163	4,163
111 IDTPK Tapaktuan	0	129	0	3,751
112 IDBAO Bakongan	0	140	0	3,409
116 IDAUN Blang Lancang (arun)	0	14,172	0	14,671
117 IDKRU Krueng R. Malahayati	0	683,631	0	3,100,526
118 IDKLS Kuala Langsa	0	1,520	0	4,571
119 IDLHK Lhok Nga	0	734,166	0	1,008,918
	0	20,122,000	0	816,952
<b>SUMATERA UTARA</b>				
141 IDPSU Pangkalan Susu	536,640,039	4,017,326,117	357,410,125	2,497,447,463
142 IDPKR Pangkalan Brandan	0	191,884	0	107,209
143 IDTPR Tanjung Pura	0	2,302,200	0	414,396
144 IDBLW Belawan	158,700	432,734	83,802	1,725,153
145 IDTJB Tanjung Balai Asahan	428,703,017	3,591,901,967	298,143,281	2,202,138,712
153 IDRPA Rantau Panjang	7,476,017	40,951,248	4,276,718	26,879,552
159 IDSLG Sibolga	381	381	2,843	2,843
165 IDPTE Pulau Tello	0	25,222,370	0	89,247,475
166 IDMES Medan / Polonia (u)	0	78,750	0	122,850
170 IDKTJ Kuala Tanjung	21,665	206,236	921,370	8,675,851
	100,280,259	356,038,347	53,982,111	168,133,422
<b>SUMATERA BARAT</b>				
191 IDTBY Padang/tl.bayur	127,388,017	663,080,614	90,387,876	362,761,828
192 IDPDG Padang / Tabing (u)	0	3,048	0	144,558
<b>RIAU</b>				
221 IDBAG Bagan Siapi-api	54,192,516	1,098,746,979	66,216,027	1,168,245,967
223 IDPAI Panipahan	1,610,000	53,759,850	15,604	474,358
224 IDSNB Sinaboi	0	1,280	0	810
225 IDDUM Dumai	0	1,956,000	0	48,069
227 IDSEQ Sungai Pakning	5,175,820	547,649,588	7,166,581	348,603,294
228 IDBLS Bengkalis	0	75,779	0	342,441
229 IDTGK Tanjung Kedabu	195,160	1,759,738	87,055	826,479
230 IDSPA Selat Panjang	0	2,582	0	124,514
233 IDPEK Pekanbaru (rumbai)	58,878	1,968,835	38,987	204,799
235 IDSUQ Sungai Guntung	2,011,623	15,479,830	1,622,344	10,261,201
242 IDTEM Tembilahan	1,495,206	7,188,089	3,882,081	12,862,245
243 IDKEN Kuala Enok	42,356	288,174	794,196	1,179,323
244 IDRGA Rengat	32,000	182,862	12,400	579,097
261 IDPKU Simpang Tiga (u)	0	770,612	0	422,483
273 IDPAK Pekanbaru	5,298	27,400	861,461	1,783,942
277 IDBUN Buatan	2,763,347	18,789,975	4,133,496	29,528,637
278 IDPWG Perawang, Sumatra	22,814,781	221,553,500	28,679,090	351,720,078
	17,988,047	227,292,885	18,922,732	409,284,197
<b>JAMBI</b>				
291 IDKTK Kuala Tungkal	19,254,364	88,723,968	6,470,024	104,251,702
292 IDMSA Muara Sabak	16,844,891	62,566,196	4,383,137	63,980,336
293 IDDJM Jambi	0	1,818,917	0	3,192,296
	2,409,473	24,338,855	2,086,887	37,079,070
<b>SUMATERA SELATAN</b>				
326 IDPLA Palembang - Plaju	17,235,410	211,344,770	22,594,649	131,393,261
332 IDSUN Sungsang	2,108,280	7,738,647	1,227,951	5,699,570
334 IDPLM Sm.badaruddin (u)	0	25,670	0	120,193
340 IDMRI Musi River/boom Baru	22,484	167,692	170,348	3,583,589
	15,104,646	203,412,761	21,196,350	121,989,909
<b>BENGGULU</b>				
361 IDBKU Bengkulu	0	3,242,000	0	1,237,194
	0	3,242,000	0	1,237,194
<b>LAMPUNG</b>				
395 IDPJG Panjang	79,510,208	880,992,339	77,758,520	707,924,520
	79,510,208	880,992,339	77,758,520	707,924,520
<b>BANGKA BELITUNG</b>				
321 IDMUO Muntok	1,537,241	42,624,369	2,088,996	21,045,795
322 IDBLI Blinju, Banka	0	4,960,500	0	681,935
323 IDPGX Pangkal Balam	0	171,000	0	187,465
328 IDTPD Tanjung Pandan	0	34,621,764	0	14,759,910
330 IDSLI Sungai Liat	1,537,241	2,540,851	2,088,996	4,925,126
333 IDTSE Tanjung Selu	0	287,000	0	196,339
335 IDPGK Pangkal Pinang (u)	0	12,501	0	9,000
337 IDLUB Lubuk Besar Bangka	0	31	0	10,636
	0	30,722	0	275,384

**I.5. IMPOR MENURUT PROPINSI DAN PELABUHAN BONGKAR**  
**IMPORT BY PROVINCE AND PORT OF IMPORTATION**  
**\*\*\* AGUSTUS / AUGUST 2008 \*\*\***

Kode Pelabuhan Bongkar Port of Importation	Berat bersih / Net weight (Kg)		Nilai / Value C.I.F ( U S \$ )	
	Bulan ini	Kumulatif	Bulan ini	Kumulatif
	Current month	Cum. Jan. to date	Current month	Cum. Jan. to date
<b>KEPULAUAN RIAU</b>				
248 IDTBK Tg Balai Karimun	450,134,950	4,553,045,881	989,236,889	8,963,782,053
249 IDPSS Pulau Sambu	408,035	4,497,415	1,703,482	11,027,620
250 IDTAN Tanjung Uban	137,817,026	1,987,318,509	108,147,131	1,863,504,670
251 IDTPN Tanjung Pinang	115,116,207	756,572,895	101,865,840	784,036,841
252 IDTER Terempa	1,656,436	23,535,477	1,745,866	23,052,123
254 IDTBT Tanjung Batu, Riau	0	50,269	0	86,749
258 IDBTU Batu Ampar	0	57,810	0	171,417
259 IDPBL Pulau Buluh	128,277,578	1,185,804,203	461,112,325	3,633,690,001
260 IDLAS Singkep - Dabo	0	425,000	0	358,047
262 IDTNJ Kijang (u)	0	132,378	0	281,168
263 IDPAS Pasir Panjang	4,308	83,883	5,288	1,129,166
265 IDSKP Sekupang	4,917,871	16,620,395	5,476,137	57,762,833
266 IDNON Nongsa	31,737,997	295,529,569	218,446,352	1,579,789,557
267 IDKAB Kabil/panau	6,000,000	24,968,310	34,276	1,270,509
268 IDRAN Ranai	24,104,534	256,486,684	54,433,133	719,438,666
269 IDUNA Udang Natuna	0	114	0	4,890
271 IDBTH Hang Nadim (u)	0	158,327	0	8,063,917
	94,958	804,643	36,267,059	280,113,879
<b>DKI JAKARTA</b>				
431 IDTPP Tanjung Priok	<b>2,490,438,912</b>	<b>20,553,250,259</b>	<b>6,100,241,028</b>	<b>43,544,239,711</b>
432 IDKLB Kalibaru	2,473,381,591	20,426,897,570	5,175,072,300	37,375,737,058
433 IDJKT Jakarta / Pasar Ikan	7,358,838	54,402,225	11,470,197	71,713,839
434 IDCGK Sukarno Hatta (u)	34,060	116,666	104,132	891,037
436 IDHLP Hlm. Perdana Kusuma	9,521,607	70,686,911	900,625,817	5,939,387,089
	142,816	1,146,887	12,968,582	156,510,688
<b>JAWA BARAT</b>				
463 IDCBN Cirebon/pengguna	<b>121,075,479</b>	<b>2,088,555,935</b>	<b>114,329,536</b>	<b>2,056,531,692</b>
466 IDBDO Husein Sastranegara	0	19,765,050	0	4,711,072
467 IDBLG Balongan	362	2,237	4,174	1,933,753
468 IDBND Bandung(ptt/gd Bage)	118,393,203	2,026,825,290	108,057,577	1,970,621,383
470 IDCRB Cirebon (ptt)	670,364	3,547,393	987,008	17,180,899
471 IDTLN Tanjung Leneng	0	1	0	570
472 IDTSS Tanjung Sekong	2,011,448	34,914,863	5,280,051	60,702,276
480 IDCIN Cinta, Java	0	3,500,999	0	1,381,013
	102	102	726	726
<b>JAWA TENGAH</b>				
494 IDTES Tanjung Emas	<b>767,575,734</b>	<b>7,484,332,286</b>	<b>762,177,097</b>	<b>6,905,475,809</b>
495 IDCXP Cilacap	224,450,253	1,722,053,691	249,387,565	1,858,649,547
496 IDSRG Achmad Yani (u)	542,676,503	5,761,805,072	512,300,306	5,045,383,045
497 IDSMR Semarang (ptt)	1,250	12,369	33,563	469,886
498 IDSOC Jebres/adi Sumarmo	445,649	448,683	159,610	201,286
499 IDSMR Adi Sumarmo (u)	2,079	12,391	296,053	770,623
	0	80	0	1,422
<b>D I YOGYAKARTA</b>				
531 IDJOG Adi Sucipto (u)	<b>9,685</b>	<b>19,594</b>	<b>157,115</b>	<b>476,950</b>
532 IDJOK Yogyakarta (ptt)	1,690	11,595	104,401	424,059
	7,995	7,999	52,714	52,891
<b>JAWA TIMUR</b>				
561 IDTUB Tuban	<b>1,905,441,534</b>	<b>15,058,151,218</b>	<b>1,843,140,270</b>	<b>12,943,306,320</b>
562 IDGRE Gresik	0	9,044,011	0	578,600
563 IDTPE Tanjung Perak	53,310,627	1,296,171,082	45,333,891	510,415,702
564 IDPAZ Pasuruan	1,338,519,472	10,647,710,922	1,241,828,442	9,043,373,882
565 IDPRO Probolinggo	7,487,054	44,930,295	4,067,736	60,282,944
566 IDPRN Panarukan	72,987	7,587,955	547,179	8,361,523
573 IDPAC Pacitan	505,570,868	3,047,616,044	533,613,701	3,152,145,664
587 IDSUB Surabaya /juanda (u)	0	329,069	0	432,290
588 IDSUR Surabaya (ptt)	479,994	4,573,591	17,725,826	167,198,898
	532	188,249	23,495	516,817
<b>BANTEN</b>				
461 IDMRK Merak	<b>824,622,843</b>	<b>7,112,179,131</b>	<b>759,858,388</b>	<b>4,802,063,078</b>
473 IDCGD Cigading	534,729,622	3,547,585,587	574,820,626	3,421,895,782
	289,893,221	3,564,593,544	185,037,762	1,380,167,296
<b>B A L I</b>				
611 IDBUL Buleleng	<b>68,976,196</b>	<b>455,570,774</b>	<b>83,191,545</b>	<b>555,814,808</b>
613 IDBOA Benaololoan	1,200	1,200	9,650	9,650
620 IDDPS Ngurah Rai (u)	68,717,307	453,770,303	74,247,721	497,800,136
	257,689	1,799,271	8,934,174	58,005,022
<b>NUSA TENGGARA BARAT</b>				
655 IDBMU Bima	4,920,527	56,299,000	23,952,876	167,049,767
661 IDAMI Mataram / Selaparang	4,920,527	51,395,820	23,952,876	166,242,347
663 IDBDS Badas Sumbawa	0	1,600	0	31,657
	0	4,901,580	0	775,763
<b>NUSA TENGGARA TIMUR</b>				
681 IDKOE Kupang / El-tari (u)	<b>2,162,032</b>	<b>3,285,716</b>	<b>1,424,200</b>	<b>2,361,143</b>
685 IDWGP Waingapu	0	89	0	5,647
	11,455	11,455	139,000	139,000

**I.5. IMPOR MENURUT PROPINSI DAN PELABUHAN BONGKAR**  
**IMPORT BY PROVINCE AND PORT OF IMPORTATION**  
**\*\*\* AGUSTUS / AUGUST 2008 \*\*\***

Kode Pelabuhan Bongkar Port of Importation	Berat bersih / Net weight (Kg)		Nilai / Value C.I.F ( U S \$ )	
	Bulan ini	Kumulatif	Bulan ini	Kumulatif
	Current month	Cum. Jan. to date	Current month	Cum. Jan. to date
693 IDTEN Tenau	2,150,577	3,274,172	1,285,200	2,216,496
<b>KALIMATAN BARAT</b>	<b>7,018,244</b>	<b>77,967,897</b>	<b>5,744,122</b>	<b>67,711,055</b>
714 IDPON Pontianak	7,018,244	77,679,412	5,744,122	61,031,311
715 IDKTG Ketapang K. Barat	0	275,000	0	119,625
722 IDPNK Supadio (u)	0	13,485	0	6,560,119
<b>KALIMANTAN TENGAH</b>	<b>1,012,937</b>	<b>37,733,617</b>	<b>2,070,328</b>	<b>16,637,580</b>
742 IDSUK Sukamara	289,538	289,538	1,150,000	1,150,000
744 IDKUM Kumai	177,391	9,434,791	246,544	3,747,364
746 IDSMQ Sampit	546,008	28,008,933	673,784	11,738,223
750 IDPPS Pulang Pisau	0	355	0	1,993
<b>KALIMANTAN SELATAN</b>	<b>79,472,651</b>	<b>160,932,538</b>	<b>72,910,487</b>	<b>201,918,766</b>
771 IDBAN Banjarmasin	6,411,511	65,712,852	16,850,455	125,420,763
773 IDKTB Kotabaru	73,061,140	95,219,686	56,060,032	76,498,003
<b>KALIMANTAN TIMUR</b>	<b>602,763,447</b>	<b>3,424,819,820</b>	<b>764,055,654</b>	<b>3,657,644,286</b>
803 IDBPP Balikpapan	554,348,986	3,084,081,909	592,027,058	3,029,220,234
805 IDSRD Samarinda	17,335,350	160,831,381	15,820,786	151,857,805
806 IDTRD Tanjung Redep	0	10,199,320	0	46,129
808 IDLIN Lingkas Tarakan	0	6,398,000	0	30,363
809 IDNNX Nunukan	0	47,327,998	0	879,011
810 IDTGR Pasir/tanah Grogot	0	229,602	0	1,055,981
813 IDTSG Tanjung Sangata	25,804,424	92,773,307	126,779,974	335,989,686
814 IDBPN Sepinggian (u)	211,379	1,545,650	9,692,092	81,516,065
817 IDBTG Bontang	5,063,308	21,432,653	19,735,744	57,049,012
<b>SULAWESI UTARA</b>	<b>255,074</b>	<b>5,108,428</b>	<b>3,683,941</b>	<b>7,986,535</b>
832 IDAMU Amurang	0	2,244	0	30,649
834 IDMND Manado	0	141,363	0	129,343
835 IDBIT Bitung	255,074	4,951,690	3,683,941	7,216,178
839 IDNAH Naha (u) - Sulut	0	3,547	0	51,495
843 IDMDC Sam Ratulangi (u)	0	9,396	0	553,439
844 IDMNA Melangguane (u)	0	188	0	5,431
<b>SULAWESI TENGAH</b>	<b>0</b>	<b>23,410,094</b>	<b>0</b>	<b>1,017,336</b>
877 IDPAT Pantoloan	0	23,410,094	0	1,017,336
<b>SULAWESI SELATAN</b>	<b>78,776,688</b>	<b>840,458,319</b>	<b>39,587,262</b>	<b>458,829,309</b>
893 IDUJU Ujungpandang	78,776,688	588,840,990	39,587,262	303,243,325
897 IDMLI Malili, Sulawesi	0	251,585,219	0	152,435,660
904 IDUPG Hasanuddin (u)	0	1,032	0	56,953
907 IDSQR Soroako	0	31,078	0	3,093,371
<b>SULAWESI TENGGARA</b>	<b>3,517</b>	<b>3,517</b>	<b>114,302</b>	<b>114,302</b>
921 IDBUW Bau-bau	3,517	3,517	114,302	114,302
<b>MALUKU</b>	<b>29,725,730</b>	<b>77,990,315</b>	<b>32,609,415</b>	<b>86,589,960</b>
946 IDAMB Ambon	29,725,730	77,988,855	32,609,415	86,541,164
960 IDBAK Batu Kilat	0	1,460	0	48,796
<b>MALUKU UTARA</b>	<b>0</b>	<b>42,663</b>	<b>0</b>	<b>36,582</b>
942 IDTTE Ternate	0	42,663	0	36,582
<b>PAPUA BARAT</b>	<b>0</b>	<b>738,894</b>	<b>0</b>	<b>448,665</b>
971 IDSOR Sorong	0	8,756	0	147,449
982 IDSOQ Sorong / Jefman (u)	0	138	0	1,443
997 IDMUB Muara Berau	0	730,000	0	299,773
<b>PAPUA</b>	<b>47,011,987</b>	<b>385,675,511</b>	<b>104,829,949</b>	<b>893,966,947</b>
980 IDTIM Amamapare	47,011,987	385,675,511	104,829,949	893,966,947
<b>TOTAL IMPORT</b>	<b>8,317,156,498</b>	<b>69,607,215,932</b>	<b>12,326,249,588</b>	<b>90,345,044,975</b>

**I.6 IMPOR MENURUT NEGARA ASAL / IMPORT BY COUNTRY OF ORIGIN  
DAN LIMA GOLONGAN BARANG (SITC) UTAMA / AND FIVE MAJOR SITC COMMODITY GROUP  
\*\* AGUSTUS / AUGUST 2008 \*\***

Negara Asal/ SITC/ Uraian Golongan Barang Country of Origin/ SITC/ Group description	Berat Bersih / Net weight (Kg)		Nilai CIF / CIF Value (US\$)	
	Bulan ini	Kumulatif	Bulan ini	Kumulatif
	Current month	Cum. Jan. to date	Current month	Cum. Jan. to date
<b>Japan</b>				
784 Parts And Accessories Of The Motor Vehicles	11 781 762	109 017 883	87 719 896	991 559 672
673 Flat Rolled Products, Not Clad	86 324 730	594 725 126	80 043 385	487 244 698
723 Civil Engineering And Contractor Plants And Equipments/Parts	14 673 084	93 538 013	72 348 231	484 991 449
782 Motor Vehicle For The Transportation Of Goods	12 677 722	113 085 104	77 884 598	482 737 006
713 Internal Combustion Piston Engines And Parts	5 423 139	38 612 133	56 877 666	430 015 222
001 Others	194 905 942	1 774 787 711	850 109 087	6 933 082 887
<b>Sub Total</b>	<b>325 786 379</b>	<b>2 723 765 970</b>	<b>1 224 982 863</b>	<b>9 809 630 934</b>
<b>Hong Kong</b>				
764 Telecommunication Equipments And Parts	1 668 542	10 776 787	51 882 887	401 281 413
652 Cotton Fabrics, Woven	1 562 493	14 620 141	13 393 692	131 728 613
655 Knitted Or Crocheted Fabrics	1 203 995	14 307 765	8 563 399	103 558 128
776 Thermionic, Cold Cathode, And Photo Cathode Valves/Tubes	796 608	7 567 529	12 217 007	84 078 112
251 Pulp And Waste Paper	7 724 015	72 605 645	6 784 982	64 265 128
017 Others	20 541 452	203 808 563	107 718 770	863 152 275
<b>Sub Total</b>	<b>33 497 105</b>	<b>323 686 430</b>	<b>200 560 737</b>	<b>1 648 063 669</b>
<b>Korea, Democratic People'S Republic</b>				
686 Zinc	0	963 444	0	2 398 238
541 Medicinal And Pharmaceutical Products	0	10 119	0	210 660
575 Other Plastics In Primary Forms	13 650	40 950	28 119	76 577
513 Carboxylic Acids,And Their Anhydrides, Halides, Peroxides	0	43 200	0	59 919
672 Ingots And Other Iron/Steel In Primary Forms	13 875	13 875	58 597	58 597
511 Others	9	213 437	484	268 636
<b>Sub Total</b>	<b>27 534</b>	<b>1 285 025</b>	<b>87 200</b>	<b>3 072 627</b>
<b>Korea, Republic Of</b>				
334 Petroleum Products, Refined	227 856 849	1 619 595 629	245 443 443	1 724 718 211
673 Flat Rolled Products, Not Clad	30 201 915	241 064 041	32 732 000	212 346 999
764 Telecommunication Equipments And Parts	854 291	5 793 969	58 174 642	198 188 213
776 Thermionic, Cold Cathode, And Photo Cathode Valves/Tubes	1 014 299	12 376 066	22 728 767	164 185 304
655 Knitted Or Crocheted Fabrics	1 765 960	19 961 712	14 260 244	159 719 360
017 Others	130 289 855	995 741 279	335 056 017	2 570 119 796
<b>Sub Total</b>	<b>391 983 169</b>	<b>2 894 532 696</b>	<b>708 395 113</b>	<b>5 029 277 883</b>
<b>Taiwan</b>				
673 Flat Rolled Products, Not Clad	20 722 487	209 849 671	18 959 397	158 421 999
511 Hydrocarbon And Their Halogenated, Nitrated Derivatives	13 664 123	93 887 863	20 061 355	123 199 573
655 Knitted Or Crocheted Fabrics	1 568 616	12 573 525	12 659 869	96 962 330
776 Thermionic, Cold Cathode, And Photo Cathode Valves/Tubes	113 089	1 750 069	8 067 108	77 846 977
653 Fabrics, Woven, Of Man-Made Fibres	1 771 137	8 714 900	12 112 725	65 101 607
022 Others	68 257 360	555 774 575	182 748 170	1 421 275 627
<b>Sub Total</b>	<b>106 096 812</b>	<b>882 550 603</b>	<b>254 608 624</b>	<b>1 942 808 113</b>
<b>China</b>				
764 Telecommunication Equipments And Parts	7 441 572	45 093 661	258 055 352	1 231 343 880
752 Automatic Data Processing Machines And Their Units	2 200 942	14 991 570	56 904 092	305 299 479
673 Flat Rolled Products, Not Clad	51 102 816	318 935 028	46 836 873	262 551 483
676 Iron/Steel Bars, Rods, Angels, Shaped And Sections	38 506 447	360 858 813	29 324 354	255 436 290
562 Fertilizers, Manufactured	27 035 475	517 691 063	12 569 668	226 816 950
017 Others	886 042 606	5 842 819 340	1 285 869 068	7 893 230 336
<b>Sub Total</b>	<b>1 012 329 858</b>	<b>7 100 389 475</b>	<b>1 689 559 407</b>	<b>10 174 678 418</b>
<b>Mongolia</b>				
592 Starches, Inulin, And Wheat Glutenal Buminoidal Substances; Glue	0	480 000	0	385 200
278 Other Crude Minerals	48 000	120 000	20 160	49 920
531 Synthetic Organic; Colouring Matter	0	424	0	3 381
<b>Sub Total</b>	<b>48 000</b>	<b>600 424</b>	<b>20 160</b>	<b>438 501</b>
<b>Macau</b>				
611 Leathers	26 844	170 893	522 071	3 449 086
652 Cotton Fabrics, Woven	11 286	356 188	60 100	2 381 609
655 Knitted Or Crocheted Fabrics	92 736	325 056	476 674	1 702 461
776 Thermionic, Cold Cathode, And Photo Cathode Valves/Tubes	178	566	556 043	1 024 263
656 Tulle, Lace, Embroidery, Ribbons, Trimmings And Other Small Wares	0	156 273	0	591 509
231 Others	60 251	1 362 386	190 602	3 325 092
<b>Sub Total</b>	<b>191 295</b>	<b>2 371 362</b>	<b>1 805 490</b>	<b>12 474 020</b>
<b>Papua New Guinea</b>				
072 Cocoa	0	3 411 000	0	8 942 028
282 Waste And Scrap Metal Of Iron/Steel	1 585 818	5 465 880	872 200	2 391 506
223 Oil Seeds Use For Extraction Of Other Fixed Vegetable Oils	1 503	19 134	205 994	1 705 926
292 Crude Vegetable Materials	3 255	69 861	425 970	944 228
245 Fuel Wood And Wood Charcoal	0	5 315 278	0	418 512
074 Others	0	167 763	0	694 389
<b>Sub Total</b>	<b>1 590 576</b>	<b>14 448 916</b>	<b>1 504 164</b>	<b>15 096 589</b>

**Thailand**

781 Passenger Motor Cars	5 994 684	50 643 328	59 264 402	515 049 302
784 Parts And Accessories Of The Motor Vehicles	8 438 576	67 679 427	58 239 880	466 419 042
061 Sugar, Molasses, And Honey	72 799 199	682 343 509	27 977 432	245 137 613
713 Internal Combustion Piston Engines And Parts	2 519 614	17 383 189	37 341 442	239 603 917
782 Motor Vehicle For The Transportation Of Goods	5 099 169	29 428 919	36 687 603	204 149 299
022 Others	303 034 013	2 547 391 807	396 722 744	2 703 781 765
<b>Sub Total</b>	<b>397 885 255</b>	<b>3 394 870 179</b>	<b>616 233 503</b>	<b>4 374 140 938</b>

**Singapore**

334 Petroleum Products, Refined	1 032 181 223	8 384 879 174	1 027 962 018	8 183 349 923
764 Telecommunication Equipments And Parts	2 458 418	19 660 312	83 724 436	721 877 148
511 Hydrocarbon And Their Halogenated, Nitrated Derivatives	41 207 239	352 808 898	62 178 487	448 548 531
759 Parts And Accessories For Machine Of Heading 751 Or 752	948 818	7 423 722	54 487 175	364 300 560
776 Thermionic, Cold Cathode, And Photo Cathode Valves/Tubes	1 656 539	8 394 289	40 034 208	327 941 266
001 Others	297 558 528	2 512 488 399	815 529 685	5 979 993 549
<b>Sub Total</b>	<b>1 376 010 765</b>	<b>11 285 654 794</b>	<b>2 083 916 009</b>	<b>16 026 010 977</b>

**Philippines**

022 Milk, Cream, And Milk Products Other Than Butter Or Cheese	1 445 954	12 179 264	6 748 953	57 613 482
759 Parts And Accessories For Machine Of Heading 751 Or 752	22 623	258 156	5 242 737	55 483 596
776 Thermionic, Cold Cathode, And Photo Cathode Valves/Tubes	20 433	186 282	6 989 917	54 202 886
784 Parts And Accessories Of The Motor Vehicles	428 782	3 990 667	3 602 263	38 494 317
282 Waste And Scrap Metal Of Iron/Steel	9 075 967	76 868 225	5 323 431	35 828 046
024 Others	9 811 937	188 068 090	33 832 588	315 546 635
<b>Sub Total</b>	<b>20 805 696</b>	<b>281 550 684</b>	<b>61 739 889</b>	<b>557 168 962</b>

**Malaysia**

334 Petroleum Products, Refined	468 964 358	3 143 411 947	486 001 035	3 132 510 626
333 Petroleum Oil, Crude	154 453 708	1 093 829 116	149 741 214	1 019 111 299
511 Hydrocarbon And Their Halogenated, Nitrated Derivatives	19 307 948	161 054 622	31 237 569	200 346 585
764 Telecommunication Equipments And Parts	2 804 827	17 711 459	16 910 389	131 049 729
673 Flat Rolled Products, Not Clad	13 677 544	150 196 711	11 864 651	95 614 776
001 Others	310 128 736	2 688 106 146	334 374 395	2 316 960 772
<b>Sub Total</b>	<b>969 337 121</b>	<b>7 254 310 001</b>	<b>1 030 129 253</b>	<b>6 895 593 787</b>

**Myanmar (Form. Burma)**

054 Vegetables, Fresh, Chilled, Frozen Or Simply Preserved	3 200 576	28 986 144	1 555 540	13 221 476
044 Maize, Unmilled	1 883 056	32 614 997	680 473	8 769 293
034 Fish, Fresh, Chilled Or Frozen	0	355 586	0	886 915
035 Fish, Dried Salted Or In Brine; Smoked Fish	55 506	1 169 391	56 901	793 933
635 Wood Manufactures	0	86 202	0	778 841
036 Others	4 054	2 089 859	4 406	1 525 038
<b>Sub Total</b>	<b>5 143 192</b>	<b>65 302 179</b>	<b>2 297 320</b>	<b>25 975 496</b>

**Cambodia**

845 Articles Of Apparel	1 362	10 953	70 437	580 150
655 Knitted Or Crocheted Fabrics	27 805	77 685	27 805	267 229
121 Tobacco, Unmanufactured And Refused	0	59 070	0	88 200
841 Men'S Coats/Jackets, Not Knitted	112	2 206	5 105	77 593
656 Tulle, Lace, Embroidery, Ribbons, Trimmings And Other Small Wares	0	10 501	0	61 473
122 Others	553	23 969	10 385	162 272
<b>Sub Total</b>	<b>29 832</b>	<b>184 384</b>	<b>113 732</b>	<b>1 236 917</b>

**Brunei Darussalam**

333 Petroleum Oil, Crude	325 028 863	2 016 629 994	320 136 666	1 824 061 920
282 Waste And Scrap Metal Of Iron/Steel	0	8 850 560	0	4 183 555
288 Non-Ferrous Base Metal Waste And Scraps	0	178 045	0	396 468
792 Aircraft And Associated Equipments And Parts	0	614	0	158 713
679 Tubes, Pipes, Hollow Profile, Pipe Fitting Of Iron/Steel	0	38 655	0	120 464
523 Others	88	17 044	28 457	114 090
<b>Sub Total</b>	<b>325 028 951</b>	<b>2 025 714 912</b>	<b>320 165 123</b>	<b>1 829 035 210</b>

**Lao People'S Democratic Republic**

263 Cotton	0	96 456	0	150 874
845 Articles Of Apparel	23	273	1 311	14 526
292 Crude Vegetable Materials	0	1 000	0	13 500
843 Men'S Coats/Jackets, Knitted	0	43	0	2 711
278 Other Crude Minerals	0	141	0	569
895 Others	0	2	0	2
<b>Sub Total</b>	<b>23</b>	<b>97 915</b>	<b>1 311</b>	<b>182 182</b>

**Nepal**

896 Works Of Art, Collectors Pieces And Antiques	0	279	0	2 310
842 Women'S Coats/Jacket, Not Knitted	0	4	0	161
<b>Sub Total</b>	<b>0</b>	<b>283</b>	<b>0</b>	<b>2 471</b>

**Bhutan**

893 Article Of Plastics	2 316	4 259	52 452	125 718
776 Thermionic, Cold Cathode, And Photo Cathode Valves/Tubes	0	73	0	85 655
874 Measuring, Checking, Analysing, And Controlling Instrument And	236	239	3 667	3 892
772 Electrical Apparatus For Making And Breaking Electrical Circuit	0	2	0	42
<b>Sub Total</b>	<b>2 552</b>	<b>4 573</b>	<b>56 119</b>	<b>215 307</b>

**Viet Nam**

333 Petroleum Oil, Crude	0	87 549 304	0	78 103 770
--------------------------	---	------------	---	------------

674 Flat Rolled Products, Clad Or Plated	5 391 515	39 151 514	7 959 793	47 871 162
673 Flat Rolled Products, Not Clad	15 009 652	53 647 227	14 069 500	42 164 487
042 Rice	5 999 825	111 470 450	2 881 468	41 733 850
751 Office Machines	386 640	3 472 481	2 418 280	20 253 645
022 Others	33 401 898	235 167 661	35 391 589	235 434 007
<b>Sub Total</b>	<b>60 189 530</b>	<b>530 458 637</b>	<b>62 720 630</b>	<b>465 560 921</b>
<b>Maldives</b>				
654 Textile Fabrics, Woven, Other Than Of Cotton Or Man-Made Fibres	0	221	0	11 574
899 Other Miscellaneous Manufactured Articles	0	104	0	1 501
699 Manufactures Of Base Metals	0	1	0	4
<b>Sub Total</b>	<b>0</b>	<b>326</b>	<b>0</b>	<b>13 079</b>
<b>India</b>				
081 Feeding Stuff For Animals	44 553 348	640 338 784	20 794 833	257 191 645
511 Hydrocarbon And Their Halogenated, Nitrated Derivatives	26 082 093	157 222 702	42 706 900	223 167 980
334 Petroleum Products, Refined	82 412 913	194 977 892	85 818 365	216 561 492
263 Cotton	1 904 563	96 927 052	3 150 583	151 287 705
764 Telecommunication Equipments And Parts	178 483	889 495	30 078 852	131 335 153
022 Others	127 758 834	1 164 690 287	139 599 022	1 081 373 075
<b>Sub Total</b>	<b>282 890 234</b>	<b>2 255 046 212</b>	<b>322 148 555</b>	<b>2 060 917 050</b>
<b>Pakistan</b>				
263 Cotton	740 151	12 281 232	1 210 701	18 546 971
651 Textile Yarns	324 637	2 994 779	658 187	6 019 991
034 Fish, Fresh, Chilled Or Frozen	0	7 899 026	0	4 626 031
792 Aircraft And Associated Equipments And Parts	40 003	80 551	1 025 500	3 751 091
653 Fabrics, Woven, Of Man-Made Fibres	80 769	646 877	275 772	2 355 391
022 Others	2 483 893	9 343 554	1 470 762	11 534 411
<b>Sub Total</b>	<b>3 669 453</b>	<b>33 246 019</b>	<b>4 640 922</b>	<b>46 833 886</b>
<b>Bangladesh</b>				
658 Made-Up Articles, Wholly/Chiefly Of Textile Materials	1 692 029	9 170 869	1 083 130	6 055 260
611 Leathers	0	95 777	0	4 659 412
651 Textile Yarns	351 518	2 750 552	310 389	1 922 251
592 Starches, Inulin, And Wheat Glutenal Buminoidal Substances; Glue	12 000	180 000	54 000	684 000
264 Jute And Other Textile Bast Fibres	207 808	1 668 668	86 240	619 014
044 Others	1 359 264	3 423 353	1 151 043	4 202 100
<b>Sub Total</b>	<b>3 622 619</b>	<b>17 289 219</b>	<b>2 684 802</b>	<b>18 142 037</b>
<b>Sri Lanka</b>				
046 Meal And Flour Of Wheat And Flour Of Meslin	3 447 000	44 221 675	1 771 973	23 298 827
121 Tobacco, Unmanufactured And Refused	0	65 364	0	862 198
074 Tea And Mate	53 686	216 119	167 910	758 587
656 Tulle,Lace,Embroidery,Ribbons,Trimmings And Other Small Wares	1 070	31 583	26 883	708 603
771 Electric Power Machinery And Parts	3 314	21 325	92 326	676 835
048 Others	207 978	1 625 344	646 615	4 315 076
<b>Sub Total</b>	<b>3 713 048</b>	<b>46 181 410</b>	<b>2 705 707</b>	<b>30 620 126</b>
<b>Afghanistan</b>				
057 Fruit And Nut; Fresh Or Dried	0	19 500	0	20 475
625 Rubber Tyre,Tyre Cases,Tyre Treads,Inner Tubes, And Tyre Flaps	0	815	0	10 306
723 Civil Engineering And Contractor Plants And Equipments/Parts	0	115	0	4 045
<b>Sub Total</b>	<b>0</b>	<b>20 430</b>	<b>0</b>	<b>34 826</b>
<b>Indonesia</b>				
044 Maize, Unmilled	6 062 950	6 062 950	1 982 585	1 982 585
676 Iron/Steel Bars, Rods, Angels, Shaped And Sections	275 433	1 191 086	425 998	1 831 145
036 Crustaceans, Molluscs, And Aquatic Invertebrates	2 640	143 962	13 992	1 277 407
851 Footwears	0	90 481	0	953 188
771 Electric Power Machinery And Parts	0	113 320	0	851 570
034 Others	365 461	3 035 854	1 105 210	7 549 737
<b>Sub Total</b>	<b>6 706 484</b>	<b>10 637 653</b>	<b>3 527 785</b>	<b>14 445 632</b>
<b>Iraq</b>				
057 Fruit And Nut; Fresh Or Dried	0	142 000	0	109 815
<b>Sub Total</b>	<b>0</b>	<b>142 000</b>	<b>0</b>	<b>109 815</b>
<b>Iran (Islamic Republic Of)</b>				
511 Hydrocarbon And Their Halogenated, Nitrated Derivatives	24 790 293	94 070 708	40 002 923	129 267 151
344 Petroleum Gases And Other Gas	3 458 825	15 429 375	4 921 908	21 157 753
334 Petroleum Products, Refined	0	11 876 943	0	15 923 561
335 Residual Petroleum Products, And Related Materials	2 896 760	15 536 915	1 228 576	7 584 430
278 Other Crude Minerals	0	8 688 188	0	3 118 070
054 Others	2 005 954	12 186 380	999 450	9 045 301
<b>Sub Total</b>	<b>33 151 832</b>	<b>157 788 509</b>	<b>47 152 857</b>	<b>186 096 266</b>
<b>Saudi Arabia</b>				
333 Petroleum Oil, Crude	231 526 221	3 280 077 949	210 391 918	2 915 375 084
334 Petroleum Products, Refined	87 870 173	237 043 220	102 858 498	243 395 749
511 Hydrocarbon And Their Halogenated, Nitrated Derivatives	17 576 096	119 681 868	28 186 181	159 269 402
512 Alcohols,Phenols,Phenol-Alcohols And Their Halogenated	9 040 242	92 730 087	9 911 988	118 767 892
282 Waste And Scrap Metal Of Iron/Steel	117 070	107 880 263	75 510	56 289 383
044 Others	9 334 938	53 521 619	19 606 697	83 007 252
<b>Sub Total</b>	<b>355 464 740</b>	<b>3 890 935 006</b>	<b>371 030 792</b>	<b>3 576 104 762</b>
<b>Israel</b>				

764 Telecommunication Equipments And Parts	3 062	63 582	703 147	8 369 644
541 Medicinal And Pharmaceutical Products	8 360	34 723	349 215	1 034 770
751 Office Machines	7 290	22 033	261 660	798 470
598 Miscellaneous Chemical Products	0	81	0	536 578
516 Other Organic Chemicals	2 865	8 117	224 332	516 336
057 Others	87 790	478 720	351 244	2 655 265
<b>Sub Total</b>	<b>109 367</b>	<b>607 256</b>	<b>1 889 598</b>	<b>13 911 063</b>
<b>Kuwait</b>				
334 Petroleum Products, Refined	34 650 590	1 248 119 324	29 533 491	1 288 726 721
333 Petroleum Oil, Crude	0	98 788 256	0	79 659 040
512 Alcohols, Phenols, Phenol-Alcohols And Their Halogenated	2 551 189	17 345 558	3 009 336	20 927 238
571 Polymers Of Ethylene In Primary Forms	2 850 617	16 283 729	3 354 710	16 607 045
282 Waste And Scrap Metal Of Iron/Steel	5 210 157	25 018 657	3 472 103	14 632 628
232 Others	353 718	11 060 404	437 708	10 334 174
<b>Sub Total</b>	<b>45 616 271</b>	<b>1 416 615 928</b>	<b>39 807 348</b>	<b>1 430 886 846</b>
<b>Jordan</b>				
272 Fertilizers, Crude	0	232 116 000	0	35 959 468
562 Fertilizers, Manufactured	1 235 000	57 397 890	895 375	24 945 217
522 Inorganic Chemical Elements, Oxides And Halogen Salts	84 000	11 934 215	68 880	9 546 889
685 Lead	0	704 780	0	1 847 209
232 Synthetic Rubber Latex, Synthetic/Reclaimed Rubber	134 990	651 900	114 741	482 007
251 Others	230	1 163 721	12 041	1 117 636
<b>Sub Total</b>	<b>1 454 220</b>	<b>303 968 506</b>	<b>1 091 037</b>	<b>73 898 426</b>
<b>Lebanon</b>				
282 Waste And Scrap Metal Of Iron/Steel	0	7 219 560	0	4 121 867
892 Printed Matter	30 005	141 583	82 895	319 494
263 Cotton	0	76 267	0	185 795
073 Chocolate And Other Food Preparations Containing Cocoa	873	4 595	17 971	99 179
713 Internal Combustion Piston Engines And Parts	0	969	0	43 048
232 Others	476	41 187	2 701	79 483
<b>Sub Total</b>	<b>31 354</b>	<b>7 484 161</b>	<b>103 567</b>	<b>4 848 866</b>
<b>Palestina</b>				
292 Crude Vegetable Materials	540	540	69 720	69 720
773 Equipment For Distributing Electricity	0	27	0	2 335
<b>Sub Total</b>	<b>540</b>	<b>567</b>	<b>69 720</b>	<b>72 055</b>
<b>Yemen</b>				
034 Fish, Fresh, Chilled Or Frozen	25 009	988 006	16 451	538 173
251 Pulp And Waste Paper	68 233	573 860	18 082	157 464
611 Leathers	13 455	29 038	50 750	128 750
873 Meters And Counters	0	7 013	0	70 816
036 Crustaceans, Molluscs, And Aquatic Invertebrates	0	50 067	0	68 553
232 Others	750	30 821	12 170	37 813
<b>Sub Total</b>	<b>107 447</b>	<b>1 678 805</b>	<b>97 453</b>	<b>1 001 569</b>
<b>Oman</b>				
344 Petroleum Gases And Other Gas	2 554 986	2 554 986	2 480 891	2 480 891
251 Pulp And Waste Paper	350 080	2 182 600	82 269	550 232
575 Other Plastics In Primary Forms	0	346 500	0	500 940
655 Knitted Or Crocheted Fabrics	0	1 694	0	6 438
625 Rubber Tyre, Tyre Cases, Tyre Treads, Inner Tubes, And Tyre Flaps	0	2 564	0	6 195
723 Others	0	724	0	5 800
<b>Sub Total</b>	<b>2 905 066</b>	<b>5 089 068</b>	<b>2 563 160</b>	<b>3 550 496</b>
<b>Syria Arab Republic</b>				
263 Cotton	65 654	108 104	88 292	144 443
642 Paper And Paperboard Cut To Size/Shape And Article Of Papers	0	45 200	0	128 520
893 Article Of Plastics	0	31 535	0	90 964
575 Other Plastics In Primary Forms	0	10 410	0	49 388
892 Printed Matter	0	7 876	0	7 282
842 Others	0	541	0	1 067
<b>Sub Total</b>	<b>65 654</b>	<b>203 666</b>	<b>88 292</b>	<b>421 664</b>
<b>Turkey</b>				
333 Petroleum Oil, Crude	131 926 250	655 838 067	140 073 460	651 309 025
046 Meal And Flour Of Wheat And Flour Of Meslin	18 237 750	124 845 400	9 411 421	60 016 668
672 Ingots And Other Iron/Steel In Primary Forms	0	58 881 742	0	40 200 135
511 Hydrocarbon And Their Halogenated, Nitrated Derivatives	3 379 940	16 219 746	5 692 664	24 942 169
121 Tobacco, Unmanufactured And Refused	284 734	5 257 628	1 757 483	23 979 571
022 Others	10 926 504	74 219 325	7 075 670	82 629 760
<b>Sub Total</b>	<b>164 755 178</b>	<b>935 261 908</b>	<b>164 010 698</b>	<b>883 077 328</b>
<b>United Arab Emirates</b>				
334 Petroleum Products, Refined	27 194 000	189 699 309	29 879 571	171 506 744
282 Waste And Scrap Metal Of Iron/Steel	6 424 856	102 287 106	3 225 977	51 863 199
684 Aluminium	1 569 811	10 719 652	5 109 407	31 540 044
793 Ships, Boats, And Floating Structures	0	762 748	0	16 192 961
741 Heating And Cooling Equipments And Parts	0	465 342	0	13 633 201
046 Others	10 478 049	102 438 083	8 678 474	102 496 473
<b>Sub Total</b>	<b>45 666 716</b>	<b>406 372 240</b>	<b>46 893 429</b>	<b>387 232 622</b>
<b>Qatar</b>				
511 Hydrocarbon And Their Halogenated, Nitrated Derivatives	15 561 880	72 130 433	22 705 377	90 809 330
671 Pig Iron, Spiegeleisen, Sponge Iron, And Ferro-Alloys	41 094 121	119 121 943	30 779 497	66 979 839



334 Petroleum Products, Refined	26 100 849	26 100 849	28 289 310	28 289 310
598 Miscellaneous Chemical Products	2 011 448	10 746 832	5 280 051	20 600 739
282 Waste And Scrap Metal Of Iron/Steel	1 028 100	3 785 000	690 287	2 225 331
057 Others	473 774	4 513 300	491 261	3 419 549
<b>Sub Total</b>	<b>86 270 172</b>	<b>236 398 357</b>	<b>88 235 783</b>	<b>212 324 098</b>
<b>Bahrain</b>				
334 Petroleum Products, Refined	0	109 739 950	0	97 335 582
281 Iron Ore And Concentrates	0	127 116 188	0	30 594 427
684 Aluminium	216 057	4 733 428	698 349	13 471 679
672 Ingots And Other Iron/Steel In Primary Forms	21 202	3 116 629	30 762	2 455 737
282 Waste And Scrap Metal Of Iron/Steel	269 294	1 711 217	188 612	943 267
036 Others	148 726	4 054 087	41 207	1 364 449
<b>Sub Total</b>	<b>655 279</b>	<b>250 471 499</b>	<b>958 930</b>	<b>146 165 141</b>
<b>Cyprus</b>				
893 Article Of Plastics	0	8 621	0	16 497
726 Printing/Book Binding Machinery And Parts	0	2 290	0	4 260
895 Office And Stationery Supplies	0	1 726	0	3 288
642 Paper And Paperboard Cut To Size/Shape And Article Of Papers	0	1 213	0	2 072
059 Fruit And Vegetable Juices	593	1 295	914	2 003
278 Others	0	678	0	2 790
<b>Sub Total</b>	<b>593</b>	<b>15 823</b>	<b>914</b>	<b>30 910</b>
<b>Oth.West Asia</b>				
562 Fertilizers, Manufactured	0	600 000	0	238 058
764 Telecommunication Equipments And Parts	0	305	0	65 234
551 Essential Oils, Perfumes, And Flavour Materials	0	373	0	61 626
695 Tools For Used In The Hand Or In Machines	0	280	0	46 500
726 Printing/Book Binding Machinery And Parts	0	4 605	0	27 980
057 Others	0	8 289	0	60 058
<b>Sub Total</b>	<b>0</b>	<b>613 852</b>	<b>0</b>	<b>499 456</b>
<b>Egypt</b>				
562 Fertilizers, Manufactured	149 000 431	467 519 237	54 073 470	125 687 312
272 Fertilizers, Crude	26 967 000	134 599 000	9 303 615	21 675 108
061 Sugar, Molasses, And Honey	17 828 687	27 087 056	3 278 453	4 850 625
057 Fruit And Nut; Fresh Or Dried	898 271	4 363 075	697 501	3 248 730
745 Other Non-Electical Machinery, Tools, And Mechanical Apparatus	7 000	7 000	796 306	796 306
036 Others	511 333	4 022 560	795 414	4 553 107
<b>Sub Total</b>	<b>195 212 722</b>	<b>637 597 928</b>	<b>68 944 759</b>	<b>160 811 188</b>
<b>Libyan Arab Jamahiriya</b>				
333 Petroleum Oil, Crude	0	399 202 700	0	311 711 608
511 Hydrocarbon And Their Halogenated, Nitrated Derivatives	0	13 353 678	0	20 015 457
874 Measuring, Checking, Analysing, And Controlling Instrument And	0	493	0	5 512
<b>Sub Total</b>	<b>0</b>	<b>412 556 871</b>	<b>0</b>	<b>331 732 577</b>
<b>Morocco</b>				
272 Fertilizers, Crude	0	81 509 000	0	9 037 718
842 Women'S Coats/Jacket, Not Knitted	8 711	50 625	467 514	2 781 580
841 Men'S Coats/Jackets, Not Knitted	1 880	11 728	90 623	610 169
845 Articles Of Apparel	1 931	9 886	102 681	493 407
844 Women'S Coats/Jackets, Knitted	717	6 799	33 753	359 479
034 Others	59 999	139 438	60 033	621 588
<b>Sub Total</b>	<b>73 238</b>	<b>81 727 476</b>	<b>754 604</b>	<b>13 903 941</b>
<b>Tunisia</b>				
562 Fertilizers, Manufactured	0	54 900 000	0	15 189 600
057 Fruit And Nut; Fresh Or Dried	567 410	1 145 352	1 716 756	3 304 576
282 Waste And Scrap Metal Of Iron/Steel	284 440	1 766 670	193 419	1 051 816
263 Cotton	0	442 613	0	318 681
251 Pulp And Waste Paper	0	99 200	0	235 288
278 Others	53 483	449 361	150 919	940 791
<b>Sub Total</b>	<b>905 333</b>	<b>58 803 196</b>	<b>2 061 094</b>	<b>21 040 752</b>
<b>Algeria</b>				
333 Petroleum Oil, Crude	0	125 855 027	0	109 091 413
057 Fruit And Nut; Fresh Or Dried	0	24 000	0	24 120
<b>Sub Total</b>	<b>0</b>	<b>125 879 027</b>	<b>0</b>	<b>109 115 533</b>
<b>Sudan</b>				
333 Petroleum Oil, Crude	174 818 364	582 452 963	167 929 650	534 678 230
282 Waste And Scrap Metal Of Iron/Steel	1 340 955	18 384 189	855 026	10 888 680
685 Lead	0	165 820	0	363 112
263 Cotton	0	182 086	0	274 978
764 Telecommunication Equipments And Parts	0	1 557	0	196 921
273 Others	431	105 180	2 351	41 681
<b>Sub Total</b>	<b>176 159 750</b>	<b>601 291 795</b>	<b>168 787 027</b>	<b>546 443 602</b>
<b>Eritrea</b>				
894 Baby Carriages, Toys, Games, And Sporting Goods	0	175	0	1 205
<b>Sub Total</b>	<b>0</b>	<b>175</b>	<b>0</b>	<b>1 205</b>

<b>Lesotho</b>				
723 Civil Engineering And Contractor Plants And Equipments/Parts	0	46 290	0	1 358 920
<b>Sub Total</b>	<b>0</b>	<b>46 290</b>	<b>0</b>	<b>1 358 920</b>
<b>Namibia</b>				
686 Zinc	474 011	4 819 703	933 464	11 253 328
282 Waste And Scrap Metal Of Iron/Steel	37 940	2 744 340	25 610	1 322 431
778 Electrical Machinery And Apparatus	0	26	0	303
<b>Sub Total</b>	<b>511 951</b>	<b>7 564 069</b>	<b>959 074</b>	<b>12 576 062</b>
<b>Ethiopia</b>				
211 Hides And Skins, Raw	71 542	245 478	799 046	1 991 205
222 Oil Seeds Use For Extraction Ofsoft Fixed Vegetable Oils	0	2 327 265	0	925 466
287 Ores And Concentrates Of Basemetals	0	894 050	0	842 423
685 Lead	0	266 720	0	690 490
611 Leathers	593	4 176	50 184	441 775
075 Others	0	209 373	0	279 953
<b>Sub Total</b>	<b>72 135</b>	<b>3 947 062</b>	<b>849 230</b>	<b>5 171 312</b>
<b>Tanzania, United Republic Of</b>				
263 Cotton	143 726	7 008 731	222 633	10 194 354
282 Waste And Scrap Metal Of Iron/Steel	2 446 290	7 161 460	1 488 216	4 127 722
222 Oil Seeds Use For Extraction Ofsoft Fixed Vegetable Oils	2 478 160	7 650 343	888 798	2 502 017
292 Crude Vegetable Materials	141 200	420 500	225 920	672 800
265 Vegetable Textile Fibres,Raw Or Processed;Waste Of These Fibres	40 800	217 590	49 288	252 951
071 Others	0	85 807	0	48 526
<b>Sub Total</b>	<b>5 250 176</b>	<b>22 544 431</b>	<b>2 874 855</b>	<b>17 798 370</b>
<b>Madagascar</b>				
551 Essential Oils, Perfumes, And Flavour Materials	52 800	334 400	354 131	2 088 842
223 Oil Seeds Use For Extraction Of Other Fixed Vegetable Oils	0	18 000	0	100 848
265 Vegetable Textile Fibres,Raw Or Processed;Waste Of These Fibres	26 448	52 896	28 828	57 656
841 Men'S Coats/Jackets, Not Knitted	27	710	1 041	37 514
211 Hides And Skins, Raw	22 500	67 500	7 875	23 625
291 Others	11	13 903	544	21 845
<b>Sub Total</b>	<b>101 786</b>	<b>487 409</b>	<b>392 419</b>	<b>2 330 330</b>
<b>Somalia</b>				
582 Plates, Sheets, And Film Of Plastics	0	8 473	0	80 914
778 Electrical Machinery And Apparatus	0	150	0	2 599
764 Telecommunication Equipments And Parts	0	3	0	1 237
844 Women'S Coats/Jackets, Knitted	0	12	0	344
<b>Sub Total</b>	<b>0</b>	<b>8 638</b>	<b>0</b>	<b>85 094</b>
<b>Kenya</b>				
074 Tea And Mate	65 797	1 027 831	172 568	2 356 992
292 Crude Vegetable Materials	113 513	936 448	181 621	1 599 175
523 Metallicsalts And Peroxysalts	0	6 063 750	0	1 427 085
642 Paper And Paperboard Cut To Size/Shape And Article Of Papers	0	460 000	0	953 600
611 Leathers	0	96 531	0	946 417
232 Others	156 975	1 317 908	113 289	982 402
<b>Sub Total</b>	<b>336 285</b>	<b>9 902 468</b>	<b>467 478</b>	<b>8 265 671</b>
<b>Reunion</b>				
714 Engines And Motors, Non-Electric And Parts	13 265	22 048	358 384	997 383
251 Pulp And Waste Paper	352 901	3 458 580	75 874	786 444
699 Manufactures Of Base Metals	0	496	0	6 685
747 Taps, Cocks, And Valves For Pipes	130	130	5 817	5 817
752 Automatic Data Processing Machines And Their Units	121	121	5 392	5 392
621 Others	289	297	11 785	12 200
<b>Sub Total</b>	<b>366 706</b>	<b>3 481 672</b>	<b>457 252</b>	<b>1 813 921</b>
<b>Mozambique</b>				
263 Cotton	249 106	3 220 098	294 628	4 155 733
282 Waste And Scrap Metal Of Iron/Steel	502 875	5 819 870	353 063	2 849 963
121 Tobacco, Unmanufactured And Refused	0	59 400	0	158 874
222 Oil Seeds Use For Extraction Ofsoft Fixed Vegetable Oils	151 125	385 009	46 264	130 538
054 Vegetables, Fresh, Chilled, Frozen Or Simply Preserved	171 000	301 830	68 400	105 687
122 Others	0	31 157	0	28 986
<b>Sub Total</b>	<b>1 074 106</b>	<b>9 817 364</b>	<b>762 355</b>	<b>7 429 781</b>
<b>Botswana</b>				
724 Textile/Leather Machinery And Parts	0	432	0	3 231
658 Made-Up Articles, Wholly/Chiefly Of Textile Materials	0	6	0	97
<b>Sub Total</b>	<b>0</b>	<b>438</b>	<b>0</b>	<b>3 328</b>
<b>Togo</b>				
282 Waste And Scrap Metal Of Iron/Steel	2 807 090	11 425 167	1 581 951	6 428 598
263 Cotton	831 709	2 190 375	1 330 972	3 575 933
248 Wood,Simply Worked And Railway Sleeper Of Wood	0	11 300	0	13 233
581 Tubes, Pipes, And Hoses Of Plastics	0	120	0	543
<b>Sub Total</b>	<b>3 638 799</b>	<b>13 626 962</b>	<b>2 912 923</b>	<b>10 018 307</b>
<b>Ghana</b>				
282 Waste And Scrap Metal Of Iron/Steel	1 195 640	3 671 815	764 135	2 351 348

072 Cocoa	100 000	300 000	325 366	932 430
263 Cotton	0	698 200	0	892 246
248 Wood,Simply Worked And Railway Sleeper Of Wood	80 952	463 657	109 678	554 328
685 Lead	0	105 380	0	283 472
287 Others	121 414	243 782	118 328	243 044
<b>Sub Total</b>	<b>1 498 006</b>	<b>5 482 834</b>	<b>1 317 507</b>	<b>5 256 868</b>
<b>Liberia</b>				
282 Waste And Scrap Metal Of Iron/Steel	0	37 050	0	12 319
685 Lead	0	27 150	0	5 702
287 Ores And Concentrates Of Basemetals	0	28 990	0	2 899
744 Mechanical Handling Equipments And Parts	0	1	0	190
<b>Sub Total</b>	<b>0</b>	<b>93 191</b>	<b>0</b>	<b>21 110</b>
<b>Guinea</b>				
282 Waste And Scrap Metal Of Iron/Steel	539 700	1 157 370	326 854	732 451
248 Wood,Simply Worked And Railway Sleeper Of Wood	192 780	569 557	221 331	619 103
741 Heating And Cooling Equipments And Parts	0	8	0	159
<b>Sub Total</b>	<b>732 480</b>	<b>1 726 935</b>	<b>548 185</b>	<b>1 351 713</b>
<b>Angola</b>				
081 Feeding Stuff For Animals	0	320 000	0	288 000
699 Manufactures Of Base Metals	0	205	0	41 588
592 Starches, Inulin, And Wheat Glutenal Buminoidal Substances; Glue	0	12 000	0	18 000
<b>Sub Total</b>	<b>0</b>	<b>332 205</b>	<b>0</b>	<b>347 588</b>
<b>Congo</b>				
282 Waste And Scrap Metal Of Iron/Steel	0	513 370	0	248 984
248 Wood,Simply Worked And Railway Sleeper Of Wood	0	30 348	0	72 550
771 Electric Power Machinery And Parts	0	1 202	0	10 647
675 Flat Rolled Products And Alloy Steels	0	7 015	0	7 015
892 Printed Matter	2	2	41	41
<b>Sub Total</b>	<b>2</b>	<b>551 937</b>	<b>41</b>	<b>339 237</b>
<b>Cameroon</b>				
072 Cocoa	0	4 179 048	0	10 819 885
282 Waste And Scrap Metal Of Iron/Steel	1 519 372	3 372 417	960 207	2 066 230
263 Cotton	0	1 032 350	0	1 695 796
248 Wood,Simply Worked And Railway Sleeper Of Wood	123 469	777 880	110 931	836 702
685 Lead	0	131 195	0	315 224
522 Others	394	80 428	1 175	329 086
<b>Sub Total</b>	<b>1 643 235</b>	<b>9 573 318</b>	<b>1 072 313</b>	<b>16 062 923</b>
<b>Nigeria</b>				
333 Petroleum Oil, Crude	0	123 518 892	0	103 290 132
263 Cotton	161 808	3 223 191	252 381	3 450 064
072 Cocoa	0	1 008 800	0	2 440 019
248 Wood,Simply Worked And Railway Sleeper Of Wood	302 000	1 252 069	213 651	894 370
685 Lead	0	216 129	0	595 568
695 Others	0	2 584	0	93 284
<b>Sub Total</b>	<b>463 808</b>	<b>129 221 665</b>	<b>466 032</b>	<b>110 763 437</b>
<b>Sierra Leone</b>				
248 Wood,Simply Worked And Railway Sleeper Of Wood	0	87 000	0	35 235
282 Waste And Scrap Metal Of Iron/Steel	0	54 900	0	33 215
778 Electrical Machinery And Apparatus	0	2 584	0	24 705
776 Thermionic, Cold Cathode, And Photo Cathode Valves/Tubes	0	20	0	11 641
843 Men'S Coats/Jackets, Knitted	0	32	0	1 864
629 Others	0	128	0	3 553
<b>Sub Total</b>	<b>0</b>	<b>144 664</b>	<b>0</b>	<b>110 213</b>
<b>Gabon</b>				
635 Wood Manufactures	0	76 169	0	181 442
282 Waste And Scrap Metal Of Iron/Steel	104 830	104 830	67 615	67 615
625 Rubber Tyre,Tyre Cases,Tyre Treads,Inner Tubes, And Tyre Flaps	0	19 220	0	42 668
694 Nails, Screws, Nuts, Bolts, Rivets Of Iron/Steel Or Copper	0	5 922	0	39 859
771 Electric Power Machinery And Parts	0	2 376	0	13 857
<b>Sub Total</b>	<b>104 830</b>	<b>208 517</b>	<b>67 615</b>	<b>345 441</b>
<b>Cote D'Ivoire</b>				
072 Cocoa	0	13 013 000	0	33 904 211
263 Cotton	431 876	5 512 197	728 025	8 798 121
282 Waste And Scrap Metal Of Iron/Steel	1 318 103	4 055 143	884 172	2 375 094
057 Fruit And Nut; Fresh Or Dried	0	200 566	0	135 382
685 Lead	0	54 245	0	11 391
287 Others	0	53 998	0	6 080
<b>Sub Total</b>	<b>1 749 979</b>	<b>22 889 149</b>	<b>1 612 197</b>	<b>45 230 279</b>
<b>Senegal</b>				
282 Waste And Scrap Metal Of Iron/Steel	380 550	777 140	238 249	474 543
263 Cotton	99 714	199 299	163 773	327 334
034 Fish, Fresh, Chilled Or Frozen	0	75 000	0	75 000
287 Ores And Concentrates Of Basemetals	0	158 320	0	15 832
874 Measuring, Checking, Analysing, And Controlling Instrument And	0	900	0	11 300

513 Others	2 945	38 566	1 911	16 671
<b>Sub Total</b>	<b>483 209</b>	<b>1 249 225</b>	<b>403 933</b>	<b>920 680</b>
<b>Mauritania</b>				
282 Waste And Scrap Metal Of Iron/Steel	205 675	1 314 487	105 923	525 635
575 Other Plastics In Primary Forms	0	211 260	0	317 961
651 Textile Yarns	11 937	45 950	31 778	101 474
893 Article Of Plastics	5 896	5 896	17 152	17 152
653 Fabrics, Woven, Of Man-Made Fibres	4 194	4 194	10 531	10 531
582 Others	52	1 020	256	2 325
<b>Sub Total</b>	<b>227 754</b>	<b>1 582 807</b>	<b>165 640</b>	<b>975 078</b>
<b>Mali</b>				
263 Cotton	329 320	1 594 922	489 035	2 398 026
251 Pulp And Waste Paper	0	149 900	0	31 479
784 Parts And Accessories Of The Motor Vehicles	0	32	0	725
694 Nails, Screws, Nuts, Bolts, Rivets Of Iron/Steel Or Copper	0	1	0	37
<b>Sub Total</b>	<b>329 320</b>	<b>1 744 855</b>	<b>489 035</b>	<b>2 430 267</b>
<b>Benin</b>				
263 Cotton	1 200 011	11 895 922	1 988 368	19 478 901
282 Waste And Scrap Metal Of Iron/Steel	419 410	6 185 200	253 743	3 373 256
057 Fruit And Nut; Fresh Or Dried	0	263 710	0	154 383
287 Ores And Concentrates Of Basemetals	0	155 190	0	15 519
<b>Sub Total</b>	<b>1 619 421</b>	<b>18 500 022</b>	<b>2 242 111</b>	<b>23 022 059</b>
<b>Burkina Faso</b>				
263 Cotton	399 800	5 561 213	676 563	9 068 714
749 Non-Electric Parts And Accessories Of Machineries	0	10	0	351
841 Men'S Coats/Jackets, Not Knitted	0	3	0	136
<b>Sub Total</b>	<b>399 800</b>	<b>5 561 226</b>	<b>676 563</b>	<b>9 069 201</b>
<b>Gambia</b>				
282 Waste And Scrap Metal Of Iron/Steel	0	1 199 580	0	762 582
685 Lead	0	53 390	0	11 212
<b>Sub Total</b>	<b>0</b>	<b>1 252 970</b>	<b>0</b>	<b>773 794</b>
<b>U.S. Virgin Islands</b>				
335 Residual Petroleum Products, And Related Materials	0	144 000	0	22 032
776 Thermionic, Cold Cathode, And Photo Cathode Valves/Tubes	25	25	12 482	12 482
611 Leathers	0	1 272	0	11 669
232 Synthetic Rubber Latex, Synthetic/Reclaimed Rubber	0	463	0	5 514
899 Other Miscellaneous Manufactured Articles	0	136	0	4 578
652 Others	0	311	0	3 055
<b>Sub Total</b>	<b>25</b>	<b>146 207</b>	<b>12 482</b>	<b>59 330</b>
<b>Seychelles</b>				
598 Miscellaneous Chemical Products	0	9 000	0	307 350
746 Ball Or Roller Bearings	0	116	0	257
<b>Sub Total</b>	<b>0</b>	<b>9 116</b>	<b>0</b>	<b>307 607</b>
<b>Uganda</b>				
263 Cotton	0	1 732 644	0	2 920 905
287 Ores And Concentrates Of Basemetals	0	4 983	0	505 339
611 Leathers	6 416	6 416	54 243	54 243
282 Waste And Scrap Metal Of Iron/Steel	0	21 800	0	8 001
<b>Sub Total</b>	<b>6 416</b>	<b>1 765 843</b>	<b>54 243</b>	<b>3 488 488</b>
<b>Central African Republic</b>				
263 Cotton	990 744	4 267 500	1 670 060	6 928 658
282 Waste And Scrap Metal Of Iron/Steel	0	2 074 450	0	768 507
772 Electrical Apparatus For Making And Breaking Electrical Circuit	0	1 140	0	61 748
247 Wood In The Rough Or Roughly Squared	0	42 894	0	56 379
<b>Sub Total</b>	<b>990 744</b>	<b>6 385 984</b>	<b>1 670 060</b>	<b>7 815 292</b>
<b>Niger</b>				
098 Edible Products And Preparations	0	6 389	0	19 118
273 Stone, Sand And Gravel	0	27 400	0	5 900
679 Tubes, Pipes, Hollow Profile, Pipe Fitting Of Iron/Steel	0	26	0	5 692
716 Rotating Electric Plants And Parts	213	213	2 357	2 357
776 Thermionic, Cold Cathode, And Photo Cathode Valves/Tubes	0	66	0	1 192
664 Others	0	64	0	968
<b>Sub Total</b>	<b>213</b>	<b>34 158</b>	<b>2 357</b>	<b>35 227</b>
<b>Chad</b>				
263 Cotton	339 615	1 034 875	559 954	1 559 815
<b>Sub Total</b>	<b>339 615</b>	<b>1 034 875</b>	<b>559 954</b>	<b>1 559 815</b>
<b>Saint Helena</b>				
778 Electrical Machinery And Apparatus	14 904	14 904	53 613	53 613
679 Tubes, Pipes, Hollow Profile, Pipe Fitting Of Iron/Steel	0	17 110	0	30 610
642 Paper And Paperboard Cut To Size/Shape And Article Of Papers	0	5 789	0	22 363
676 Iron/Steel Bars, Rods, Angels, Shaped And Sections	276	276	5 779	5 779
651 Textile Yarns	885	885	4 583	4 583
621 Others	2	1 226	1 981	8 246

<b>Sub Total</b>	<b>16 067</b>	<b>40 190</b>	<b>65 956</b>	<b>125 194</b>
<b>Sao Tome And Principe</b>				
741 Heating And Cooling Equipments And Parts	0	174	0	11 121
892 Printed Matter	0	2	0	25
<b>Sub Total</b>	<b>0</b>	<b>176</b>	<b>0</b>	<b>11 146</b>
<b>Swaziland</b>				
251 Pulp And Waste Paper	1 001 724	5 203 358	540 931	2 864 669
885 Watches And Clocks	1 373	2 670	298 815	1 396 108
684 Aluminium	0	496 757	0	1 388 400
263 Cotton	0	702 323	0	1 072 142
232 Synthetic Rubber Latex, Synthetic/Reclaimed Rubber	120 480	120 480	364 500	364 500
058 Others	24 811	106 961	360 655	1 479 632
<b>Sub Total</b>	<b>1 148 388</b>	<b>6 632 549</b>	<b>1 564 901</b>	<b>8 565 451</b>
<b>South Africa</b>				
251 Pulp And Waste Paper	10 825 697	73 205 080	10 278 130	63 085 585
282 Waste And Scrap Metal Of Iron/Steel	12 609 773	79 281 585	8 513 300	41 825 180
263 Cotton	2 656 251	10 926 480	4 711 454	18 372 920
281 Iron Ore And Concentrates	0	74 972 000	0	13 757 955
522 Inorganic Chemical Elements, Oxides And Halogen Salts	80 320	6 565 195	97 595	12 372 813
034 Others	9 677 522	59 916 821	12 507 207	75 441 122
<b>Sub Total</b>	<b>35 849 563</b>	<b>304 867 161</b>	<b>36 107 686</b>	<b>224 855 575</b>
<b>Zimbabwe</b>				
263 Cotton	734 176	5 277 254	1 240 804	8 505 249
121 Tobacco, Unmanufactured And Refused	0	563 502	0	1 803 744
278 Other Crude Minerals	0	1 008 000	0	276 438
651 Textile Yarns	0	11 223	0	23 007
074 Tea And Mate	1 040	1 640	10 452	16 536
611 Others	0	68	0	1 029
<b>Sub Total</b>	<b>735 216</b>	<b>6 861 687</b>	<b>1 251 256</b>	<b>10 626 003</b>
<b>Zambia</b>				
682 Copper	0	393 402	0	3 156 934
263 Cotton	0	774 369	0	1 130 862
121 Tobacco, Unmanufactured And Refused	0	257 400	0	731 582
<b>Sub Total</b>	<b>0</b>	<b>1 425 171</b>	<b>0</b>	<b>5 019 378</b>
<b>Malawi</b>				
263 Cotton	0	2 208 590	0	3 043 309
074 Tea And Mate	11 781	46 643	21 363	78 795
121 Tobacco, Unmanufactured And Refused	420	420	2 862	2 862
<b>Sub Total</b>	<b>12 201</b>	<b>2 255 653</b>	<b>24 225</b>	<b>3 124 966</b>
<b>Mauritius</b>				
575 Other Plastics In Primary Forms	80 510	3 366 689	153 264	5 421 311
679 Tubes, Pipes, Hollow Profile, Pipe Fitting Of Iron/Steel	194 589	1 070 339	1 065 385	1 858 675
723 Civil Engineering And Contractor Plants And Equipments/Parts	190 296	190 296	1 023 709	1 023 709
651 Textile Yarns	0	288 159	0	653 497
582 Plates, Sheets, And Film Of Plastics	0	134 355	0	568 493
034 Others	246 213	1 199 822	1 326 911	3 272 725
<b>Sub Total</b>	<b>711 608</b>	<b>6 249 660</b>	<b>3 569 269</b>	<b>12 798 410</b>
<b>Rwanda</b>				
676 Iron/Steel Bars, Rods, Angels, Shaped And Sections	0	103 074	0	89 788
598 Miscellaneous Chemical Products	0	463	0	1 050
784 Parts And Accessories Of The Motor Vehicles	0	15	0	12
<b>Sub Total</b>	<b>0</b>	<b>103 552</b>	<b>0</b>	<b>90 850</b>
<b>Virgin Islands (British)</b>				
811 Prefabricated Buildings	0	530 000	0	3 800 000
773 Equipment For Distributing Electricity	0	253 797	0	1 174 630
592 Starches, Inulin, And Wheat Glutenal Buminoidal Substances; Glue	0	1 446 057	0	1 134 435
899 Other Miscellaneous Manufactured Articles	55 826	247 630	76 125	359 356
523 Metallsalts And Peroxysalts	0	332 600	0	314 675
278 Others	5 515	2 819 107	22 974	1 095 791
<b>Sub Total</b>	<b>61 341</b>	<b>5 629 191</b>	<b>99 099</b>	<b>7 878 887</b>
<b>Other Africa</b>				
776 Thermionic, Cold Cathode, And Photo Cathode Valves/Tubes	0	21	0	20 000
<b>Sub Total</b>	<b>0</b>	<b>21</b>	<b>0</b>	<b>20 000</b>
<b>Australia</b>				
041 Wheat And Meslin, Unmilled	182 050 820	1 094 663 639	85 554 974	505 756 643
001 Live Animals Other Than Fish	18 945 120	132 547 636	36 812 739	245 710 755
684 Aluminium	6 839 020	57 295 996	21 551 058	164 450 457
282 Waste And Scrap Metal Of Iron/Steel	93 300 040	291 677 007	66 353 235	160 931 769
285 Aluminium Ores And Concentrates	89 320 000	290 900 856	43 574 615	125 994 868
011 Others	226 737 821	2 085 160 425	216 362 327	1 558 624 772
<b>Sub Total</b>	<b>617 192 821</b>	<b>3 952 245 559</b>	<b>470 208 948</b>	<b>2 761 469 264</b>
<b>New Zealand</b>				
022 Milk, Cream, And Milk Products Other Than Butter Or Cheese	1 655 549	47 905 850	9 215 976	165 500 288
282 Waste And Scrap Metal Of Iron/Steel	31 681 676	138 628 699	21 842 654	71 349 716
098 Edible Products And Preparations	1 341 478	10 109 730	6 258 387	45 977 989

011 Meat Of Bovine Animals Fresh, Chilled Or Frozen	1 139 373	15 790 144	3 253 035	44 817 750
251 Pulp And Waste Paper	13 080 045	93 323 689	6 949 606	44 072 638
001 Others	19 240 504	172 327 874	19 633 649	184 360 150
<b>Sub Total</b>	<b>68 138 625</b>	<b>478 085 986</b>	<b>67 153 307</b>	<b>556 078 531</b>
<b>Micronesia, Federated States Of</b>				
292 Crude Vegetable Materials	161	186	1 986	2 338
<b>Sub Total</b>	<b>161</b>	<b>186</b>	<b>1 986</b>	<b>2 338</b>
<b>Guam</b>				
334 Petroleum Products, Refined	0	580	0	1 408
791 Railway Vehicles And Associated Equipments	0	6	0	275
792 Aircraft And Associated Equipments And Parts	0	7	0	200
845 Articles Of Apparel	6	6	199	199
<b>Sub Total</b>	<b>6</b>	<b>599</b>	<b>199</b>	<b>2 082</b>
<b>Nauru</b>				
745 Other Non-Electical Machinery, Tools, And Mechanical Apparatus	0	7 826	0	461 975
642 Paper And Paperboard Cut To Size/Shape And Article Of Papers	0	225	0	3 867
653 Fabrics, Woven, Of Man-Made Fibres	0	405	0	1 859
652 Cotton Fabrics, Woven	0	174	0	800
<b>Sub Total</b>	<b>0</b>	<b>8 630</b>	<b>0</b>	<b>468 501</b>
<b>New Caledonia</b>				
665 Glassware	0	10 450	0	132 902
764 Telecommunication Equipments And Parts	0	4 307	0	15 033
884 Optical Goods	0	1 044	0	11 921
749 Non-Electric Parts And Accessories Of Machineries	0	67	0	4 672
898 Musical Instrument And Parts/Accessories	0	129	0	1 470
778 Others	7	10	90	97
<b>Sub Total</b>	<b>7</b>	<b>16 007</b>	<b>90</b>	<b>166 095</b>
<b>Northern Mariana Islands</b>				
653 Fabrics, Woven, Of Man-Made Fibres	0	4 497	0	19 533
848 Articles Of Apparel And Clothing Accessories Of Other Than Text	0	2 059	0	5 557
652 Cotton Fabrics, Woven	0	13	0	70
<b>Sub Total</b>	<b>0</b>	<b>6 569</b>	<b>0</b>	<b>25 160</b>
<b>British Indian Ocean Territory</b>				
741 Heating And Cooling Equipments And Parts	370	708	12 351	76 248
751 Office Machines	0	2 913	0	37 627
699 Manufactures Of Base Metals	0	216	0	2 105
625 Rubber Tyre, Tyre Cases, Tyre Treads, Inner Tubes, And Tyre Flaps	0	413	0	1 155
899 Other Miscellaneous Manufactured Articles	0	17	0	175
<b>Sub Total</b>	<b>370</b>	<b>4 267</b>	<b>12 351</b>	<b>117 310</b>
<b>American Samoa</b>				
263 Cotton	179 382	2 289 232	383 933	3 878 178
723 Civil Engineering And Contractor Plants And Equipments/Parts	0	119 860	0	1 446 004
781 Passenger Motor Cars	18 805	111 077	151 862	883 686
282 Waste And Scrap Metal Of Iron/Steel	0	1 452 527	0	530 172
081 Feeding Stuff For Animals	0	248 758	0	201 424
513 Others	15 998	99 418	296 651	1 102 502
<b>Sub Total</b>	<b>214 185</b>	<b>4 320 872</b>	<b>832 446</b>	<b>8 041 966</b>
<b>Cook Islands</b>				
291 Crude Animal Materials	0	32 328	0	11 315
<b>Sub Total</b>	<b>0</b>	<b>32 328</b>	<b>0</b>	<b>11 315</b>
<b>Fiji</b>				
282 Waste And Scrap Metal Of Iron/Steel	132 780	153 620	86 971	94 994
273 Stone, Sand And Gravel	0	3 487	0	21 001
652 Cotton Fabrics, Woven	0	625	0	1 828
653 Fabrics, Woven, Of Man-Made Fibres	0	330	0	953
278 Other Crude Minerals	0	82	0	646
<b>Sub Total</b>	<b>132 780</b>	<b>158 144</b>	<b>86 971</b>	<b>119 422</b>
<b>Kiribati</b>				
694 Nails, Screws, Nuts, Bolts, Rivets Of Iron/Steel Or Copper	0	7	0	414
<b>Sub Total</b>	<b>0</b>	<b>7</b>	<b>0</b>	<b>414</b>
<b>Marshall Islands</b>				
893 Article Of Plastics	0	33	0	211
<b>Sub Total</b>	<b>0</b>	<b>33</b>	<b>0</b>	<b>211</b>
<b>Samoa</b>				
772 Electrical Apparatus For Making And Breaking Electrical Circuit	22	22 701	893	140 753
778 Electrical Machinery And Apparatus	0	8 531	0	85 903
813 Lighting Fixtures And Fittings	0	9 335	0	57 575
515 Organo-Inorganic And Heterocyclic Compounds	750	750	14 475	14 475
653 Fabrics, Woven, Of Man-Made Fibres	0	459	0	4 072
516 Others	100	115	2 992	3 582

<b>Sub Total</b>	<b>872</b>	<b>41 891</b>	<b>18 360</b>	<b>306 360</b>
<b>Solomon Islands</b>				
282 Waste And Scrap Metal Of Iron/Steel	0	2 644 660	0	1 166 862
246 Wood In Chips Or Particles And Waste	0	1 297 000	0	226 371
776 Thermionic, Cold Cathode, And Photo Cathode Valves/Tubes	0	11	0	47 100
<b>Sub Total</b>	<b>0</b>	<b>3 941 671</b>	<b>0</b>	<b>1 440 333</b>
<b>Tonga</b>				
282 Waste And Scrap Metal Of Iron/Steel	0	1 733 000	0	381 260
292 Crude Vegetable Materials	0	3 280	0	18 571
058 Fruits, Preserved And Preparations	113	185	436	715
642 Paper And Paperboard Cut To Size/Shape And Article Of Papers	27	27	693	693
<b>Sub Total</b>	<b>140</b>	<b>1 736 492</b>	<b>1 129</b>	<b>401 239</b>
<b>Tuvalu</b>				
653 Fabrics, Woven, Of Man-Made Fibres	0	20 173	0	76 794
772 Electrical Apparatus For Making And Breaking Electrical Circuit	0	9	0	97
<b>Sub Total</b>	<b>0</b>	<b>20 182</b>	<b>0</b>	<b>76 891</b>
<b>Christmas Islands</b>				
892 Printed Matter	0	45	0	14 700
725 Papermill/Pulpmill Machinery And Paper Cutting Machines	2 800	2 800	5 100	5 100
<b>Sub Total</b>	<b>2 800</b>	<b>2 845</b>	<b>5 100</b>	<b>19 800</b>
<b>United States Minor Outlying Island</b>				
655 Knitted Or Crocheted Fabrics	0	63	0	480
<b>Sub Total</b>	<b>0</b>	<b>63</b>	<b>0</b>	<b>480</b>
<b>Cocos (Keeling) Islands</b>				
725 Papermill/Pulpmill Machinery And Paper Cutting Machines	0	96 146	0	5 286 091
773 Equipment For Distributing Electricity	0	194 801	0	2 946 126
679 Tubes, Pipes, Hollow Profile, Pipe Fitting Of Iron/Steel	0	82 484	0	1 224 061
747 Taps, Cocks, And Valves For Pipes	0	12 852	0	882 286
771 Electric Power Machinery And Parts	0	41 607	0	636 022
541 Others	4 038	81 927	4 080	817 962
<b>Sub Total</b>	<b>4 038</b>	<b>509 817</b>	<b>4 080</b>	<b>11 792 548</b>
<b>Tokelau</b>				
653 Fabrics, Woven, Of Man-Made Fibres	0	95	0	2 519
842 Women'S Coats/Jacket, Not Knitted	0	24	0	432
<b>Sub Total</b>	<b>0</b>	<b>119</b>	<b>0</b>	<b>2 951</b>
<b>East Timor</b>				
071 Coffee And Coffee Substitutes	628 000	851 822	1 175 580	1 589 257
282 Waste And Scrap Metal Of Iron/Steel	0	80 000	0	21 708
223 Oil Seeds Use For Extraction Of Other Fixed Vegetable Oils	0	14 000	0	7 000
057 Fruit And Nut; Fresh Or Dried	0	13 500	0	2 025
723 Civil Engineering And Contractor Plants And Equipments/Parts	0	698	0	1 020
<b>Sub Total</b>	<b>628 000</b>	<b>960 020</b>	<b>1 175 580</b>	<b>1 621 010</b>
<b>United States</b>				
792 Aircraft And Associated Equipments And Parts	200 466	1 088 263	110 510 465	583 283 392
222 Oil Seeds Use For Extraction Ofsoft Fixed Vegetable Oils	41 026 339	713 827 824	28 225 870	427 056 549
041 Wheat And Meslin, Unmilled	2 310 652	775 527 208	860 540	347 321 720
263 Cotton	26 397 687	203 762 863	44 139 642	330 565 434
081 Feeding Stuff For Animals	56 593 609	449 114 617	32 768 529	249 415 201
011 Others	186 187 225	1 713 679 494	440 894 550	3 345 214 258
<b>Sub Total</b>	<b>312 715 978</b>	<b>3 857 000 269</b>	<b>657 399 596</b>	<b>5 282 856 554</b>
<b>Canada</b>				
041 Wheat And Meslin, Unmilled	131 848 833	1 015 984 979	64 306 280	450 453 006
562 Fertilizers, Manufactured	9 922 200	615 936 200	5 837 277	332 685 732
251 Pulp And Waste Paper	43 054 167	254 158 151	33 338 245	195 494 992
764 Telecommunication Equipments And Parts	4 109	392 443	1 412 266	44 478 468
782 Motor Vehicle For The Transportation Of Goods	1 147 839	1 615 249	22 444 800	32 126 909
011 Others	11 559 943	115 811 166	24 786 874	210 210 863
<b>Sub Total</b>	<b>197 537 091</b>	<b>2 003 898 188</b>	<b>152 125 742</b>	<b>1 265 449 970</b>
<b>Mexico</b>				
764 Telecommunication Equipments And Parts	9 204	109 994	966 374	24 268 298
288 Non-Ferrous Base Metal Waste And Scraps	741 736	2 752 737	2 692 967	9 485 944
752 Automatic Data Processing Machines And Their Units	5 556	53 456	920 901	6 598 334
282 Waste And Scrap Metal Of Iron/Steel	1 160 147	10 226 953	794 700	5 185 213
562 Fertilizers, Manufactured	0	4 582 200	0	3 604 531
057 Others	2 075 918	11 915 071	6 021 167	43 980 184
<b>Sub Total</b>	<b>3 992 561</b>	<b>29 640 411</b>	<b>11 396 109</b>	<b>93 122 504</b>
<b>Guatemala</b>				
282 Waste And Scrap Metal Of Iron/Steel	0	1 486 835	0	748 276
634 Veneers,Plywood,Improved/Reconstituted Wood Worked	0	40 002	0	48 513
551 Essential Oils, Perfumes, And Flavour Materials	0	470	0	20 067
685 Lead	0	88 028	0	18 486
724 Textile/Leather Machinery And Parts	0	10 323	0	8 963
071 Others	44	11 155	1 243	15 654

<b>Sub Total</b>	<b>44</b>	<b>1 636 813</b>	<b>1 243</b>	<b>859 959</b>
<b>Honduras</b>				
282 Waste And Scrap Metal Of Iron/Steel	0	815 940	0	282 509
248 Wood,Simply Worked And Railway Sleeper Of Wood	0	20 852	0	18 862
845 Articles Of Apparel	10	322	625	12 850
844 Women'S Coats/Jackets, Knitted	15	225	471	11 301
842 Women'S Coats/Jacket, Not Knitted	0	130	0	10 499
652 Others	0	836	0	18 947
<b>Sub Total</b>	<b>25</b>	<b>838 305</b>	<b>1 096</b>	<b>354 968</b>
<b>Nicaragua</b>				
748 Transmission Shafts And Cranks	448	2 057	12 743	62 636
282 Waste And Scrap Metal Of Iron/Steel	0	88 990	0	38 711
699 Manufactures Of Base Metals	67	1 053	1 573	24 876
742 Pumps For Liquid And Parts	88	1 367	2 860	23 053
749 Non-Electric Parts And Accessories Of Machineries	83	1 076	2 275	22 286
121 Others	247	24 785	5 791	74 095
<b>Sub Total</b>	<b>933</b>	<b>119 328</b>	<b>25 242</b>	<b>245 657</b>
<b>Panama</b>				
793 Ships, Boats, And Floating Structures	4 597 000	8 993 000	13 707 433	31 301 616
282 Waste And Scrap Metal Of Iron/Steel	708 920	2 123 890	480 648	1 212 484
515 Organo-Inorganic And Heterocyclic Compounds	0	800	0	79 200
724 Textile/Leather Machinery And Parts	0	29 200	0	59 098
035 Fish, Dried Salted Or In Brine; Smoked Fish	0	8 000	0	53 569
036 Others	312	117 266	22 741	193 311
<b>Sub Total</b>	<b>5 306 232</b>	<b>11 272 156</b>	<b>14 210 822</b>	<b>32 899 278</b>
<b>Cuba</b>				
542 Medicaments, Including Veterinary Medicaments	0	21	0	39 160
<b>Sub Total</b>	<b>0</b>	<b>21</b>	<b>0</b>	<b>39 160</b>
<b>Curacao</b>				
759 Parts And Accessories For Machine Of Heading 751 Or 752	0	79 068	0	61 200
772 Electrical Apparatus For Making And Breaking Electrical Circuit	0	7	0	11 213
653 Fabrics, Woven, Of Man-Made Fibres	0	662	0	3 608
894 Baby Carriages, Toys, Games, And Sporting Goods	25	25	1 205	1 205
642 Paper And Paperboard Cut To Size/Shape And Article Of Papers	0	234	0	570
<b>Sub Total</b>	<b>25</b>	<b>79 996</b>	<b>1 205</b>	<b>77 796</b>
<b>Suriname</b>				
842 Women'S Coats/Jacket, Not Knitted	70	70	1 516	1 516
744 Mechanical Handling Equipments And Parts	0	1	0	309
844 Women'S Coats/Jackets, Knitted	1	1	6	6
<b>Sub Total</b>	<b>71</b>	<b>72</b>	<b>1 522</b>	<b>1 831</b>
<b>Chile</b>				
281 Iron Ore And Concentrates	0	698 278 000	0	97 419 804
251 Pulp And Waste Paper	6 415 083	59 837 690	4 894 757	44 842 699
057 Fruit And Nut; Fresh Or Dried	283 010	3 503 511	444 677	6 329 265
562 Fertilizers, Manufactured	1 232 000	8 905 000	770 960	5 739 405
784 Parts And Accessories Of The Motor Vehicles	42 912	317 347	548 733	4 094 125
034 Others	272 887	6 033 103	587 275	7 234 661
<b>Sub Total</b>	<b>8 245 892</b>	<b>776 874 651</b>	<b>7 246 402</b>	<b>165 659 959</b>
<b>Venezuela</b>				
511 Hydrocarbon And Their Halogenated, Nitrated Derivatives	0	9 083 203	0	11 677 543
651 Textile Yarns	0	164 619	0	650 242
514 Nitrogen-Function Compounds	28 000	28 000	119 000	119 000
541 Medicinal And Pharmaceutical Products	0	1 394	0	63 716
542 Medicaments, Including Veterinary Medicaments	0	6 532	0	55 440
523 Others	172	26 403	4 063	109 364
<b>Sub Total</b>	<b>28 172</b>	<b>9 310 151</b>	<b>123 063</b>	<b>12 675 305</b>
<b>Argentina</b>				
081 Feeding Stuff For Animals	59 903 000	581 162 128	31 187 521	279 625 551
041 Wheat And Meslin, Unmilled	0	77 371 460	0	33 993 860
222 Oil Seeds Use For Extraction Ofsoft Fixed Vegetable Oils	0	20 486 820	0	13 659 134
022 Milk,Cream, And Milk Products Other Than Butter Or Cheese	400 000	2 925 000	1 200 000	8 234 519
679 Tubes, Pipes, Hollow Profile, Pipe Fitting Of Iron/Steel	936 212	2 417 594	2 033 749	5 931 294
034 Others	4 062 673	10 925 563	3 656 893	12 172 647
<b>Sub Total</b>	<b>65 301 885</b>	<b>695 288 565</b>	<b>38 078 163</b>	<b>353 617 005</b>
<b>Brazil</b>				
672 Ingots And Other Iron/Steel In Primary Forms	0	303 772 129	0	196 054 878
081 Feeding Stuff For Animals	37 564 120	322 523 741	17 431 604	154 801 423
671 Pig Iron,Spiegeleisen,Sponge Iron, And Ferro-Alloys	27 543 000	127 276 847	19 173 938	72 549 849
263 Cotton	1 101 723	47 252 666	1 966 233	70 693 185
281 Iron Ore And Concentrates	0	537 619 000	0	69 112 743
012 Others	15 146 599	140 738 348	22 808 619	256 197 799
<b>Sub Total</b>	<b>81 355 442</b>	<b>1 479 182 731</b>	<b>61 380 394</b>	<b>819 409 877</b>
<b>Colombia</b>				
591 Disinfectants, Insecticides, And Fungicides Put In Forms	24 000	542 430	56 880	1 212 766
081 Feeding Stuff For Animals	125 000	425 000	120 500	401 625
513 Carboxylic Acids,And Their Anhydrides,Halides,Peroxides	0	337 499	0	392 663



575 Other Plastics In Primary Forms	0	98 804	0	224 874
553 Perfumery, Cosmetics, And Toilet Preparations	5 015	21 573	51 235	196 399
071 Others	25 351	160 085	239 362	881 343
<b>Sub Total</b>	<b>179 366</b>	<b>1 585 391</b>	<b>467 977</b>	<b>3 309 670</b>
<b>Bolivia</b>				
522 Inorganic Chemical Elements, Oxides And Halogen Salts	0	600 000	0	409 800
248 Wood,Simply Worked And Railway Sleeper Of Wood	0	33 532	0	49 718
679 Tubes, Pipes, Hollow Profile, Pipe Fitting Of Iron/Steel	0	1	0	29
<b>Sub Total</b>	<b>0</b>	<b>633 533</b>	<b>0</b>	<b>459 547</b>
<b>Uruguay</b>				
679 Tubes, Pipes, Hollow Profile, Pipe Fitting Of Iron/Steel	14 773	578 883	22 757	1 455 497
251 Pulp And Waste Paper	982 149	1 938 724	741 066	1 445 518
036 Crustaceans, Molluscs, And Aquatic Invertebrates	104 010	1 443 039	67 607	848 367
248 Wood,Simply Worked And Railway Sleeper Of Wood	0	628 143	0	338 597
057 Fruit And Nut; Fresh Or Dried	183 600	359 100	161 776	302 515
034 Others	1 914	260 145	76 541	649 770
<b>Sub Total</b>	<b>1 286 446</b>	<b>5 208 034</b>	<b>1 069 747</b>	<b>5 040 264</b>
<b>Paraguay</b>				
611 Leathers	227 184	823 063	168 678	1 052 190
551 Essential Oils, Perfumes, And Flavour Materials	950	3 899	7 568	53 238
776 Thermionic, Cold Cathode, And Photo Cathode Valves/Tubes	0	142	0	4 332
724 Textile/Leather Machinery And Parts	0	106	0	898
<b>Sub Total</b>	<b>228 134</b>	<b>827 210</b>	<b>176 246</b>	<b>1 110 658</b>
<b>Ecuador</b>				
071 Coffee And Coffee Substitutes	27 000	135 000	224 100	1 055 700
282 Waste And Scrap Metal Of Iron/Steel	110 555	2 705 815	67 439	1 043 749
081 Feeding Stuff For Animals	317 530	621 992	334 724	601 784
673 Flat Rolled Products, Not Clad	0	113 905	0	324 099
034 Fish, Fresh, Chilled Or Frozen	0	53 709	0	296 102
057 Others	11 350	243 597	53 087	434 481
<b>Sub Total</b>	<b>466 435</b>	<b>3 874 018</b>	<b>679 350</b>	<b>3 755 915</b>
<b>Peru</b>				
081 Feeding Stuff For Animals	2 238 658	18 381 154	2 476 630	18 340 813
057 Fruit And Nut; Fresh Or Dried	0	1 086 507	0	1 943 871
411 Animal Oils And Fats	23 875	365 731	52 525	484 925
248 Wood,Simply Worked And Railway Sleeper Of Wood	76 267	140 432	95 509	191 115
266 Synthetic Fibres Suitable For Spinning	0	57 716	0	167 036
098 Others	50 710	300 058	158 560	681 481
<b>Sub Total</b>	<b>2 389 510</b>	<b>20 331 598</b>	<b>2 783 224</b>	<b>21 809 241</b>
<b>Guyana</b>				
278 Other Crude Minerals	0	140 000	0	75 376
759 Parts And Accessories For Machine Of Heading 751 Or 752	0	20 327	0	20 820
285 Aluminium Ores And Concentrates	0	20 000	0	11 208
<b>Sub Total</b>	<b>0</b>	<b>180 327</b>	<b>0</b>	<b>107 404</b>
<b>Trinidad And Tobago</b>				
671 Pig Iron,Spiegeleisen,Sponge Iron, And Ferro-Alloys	0	27 553 920	0	10 986 678
251 Pulp And Waste Paper	75 590	1 036 972	19 007	237 664
282 Waste And Scrap Metal Of Iron/Steel	0	211 965	0	89 025
742 Pumps For Liquid And Parts	0	8	0	7
<b>Sub Total</b>	<b>75 590</b>	<b>28 802 865</b>	<b>19 007</b>	<b>11 313 374</b>
<b>Bahamas</b>				
282 Waste And Scrap Metal Of Iron/Steel	89 170	2 605 648	40 572	1 141 661
771 Electric Power Machinery And Parts	0	20	0	291
<b>Sub Total</b>	<b>89 170</b>	<b>2 605 668</b>	<b>40 572</b>	<b>1 141 952</b>
<b>Jamaica</b>				
282 Waste And Scrap Metal Of Iron/Steel	0	640 266	0	279 490
775 Household Type, Electrical/Non-Electrical Equipments	2 175	2 175	24 946	24 946
071 Coffee And Coffee Substitutes	0	210	0	11 970
842 Women'S Coats/Jacket, Not Knitted	0	70	0	2 960
713 Internal Combustion Piston Engines And Parts	0	25	0	2 856
893 Others	0	40	0	162
<b>Sub Total</b>	<b>2 175</b>	<b>642 786</b>	<b>24 946</b>	<b>322 384</b>
<b>Puerto Rico</b>				
515 Organo-Inorganic And Heterocyclic Compounds	0	6 612	0	2 213 881
764 Telecommunication Equipments And Parts	0	23 498	0	1 337 170
541 Medicinal And Pharmaceutical Products	222	16 945	60 612	796 123
542 Medicaments, Including Veterinary Medicaments	0	1 589	0	607 793
772 Electrical Apparatus For Making And Breaking Electrical Circuit	0	979	0	290 341
282 Others	875	692 220	69 889	768 641
<b>Sub Total</b>	<b>1 097</b>	<b>741 843</b>	<b>130 501</b>	<b>6 013 949</b>
<b>Belize</b>				
081 Feeding Stuff For Animals	0	20 000	0	34 000

697 Household Equipment Of Base Metals	0	17 532	0	18 883
<b>Sub Total</b>	<b>0</b>	<b>37 532</b>	<b>0</b>	<b>52 883</b>
<b>Dominican Republic</b>				
282 Waste And Scrap Metal Of Iron/Steel	0	5 788 120	0	2 003 951
774 Electrical Apparatus For Medical Purposes And Radiological Appa	361	361	35 747	35 747
772 Electrical Apparatus For Making And Breaking Electrical Circuit	7	599	122	23 473
121 Tobacco, Unmanufactured And Refused	0	220	0	11 891
541 Medicinal And Pharmaceutical Products	55	158	5 299	10 741
743 Others	33	334	1 288	10 527
<b>Sub Total</b>	<b>456</b>	<b>5 789 792</b>	<b>42 456</b>	<b>2 096 330</b>
<b>El Salvador</b>				
282 Waste And Scrap Metal Of Iron/Steel	0	356 267	0	123 001
542 Medicaments, Including Veterinary Medicaments	0	1 250	0	25 320
844 Women'S Coats/Jackets, Knitted	0	12	0	496
843 Men'S Coats/Jackets, Knitted	0	11	0	457
744 Mechanical Handling Equipments And Parts	0	7	0	268
778 Others	0	9	0	273
<b>Sub Total</b>	<b>0</b>	<b>357 556</b>	<b>0</b>	<b>149 815</b>
<b>Costa Rica</b>				
223 Oil Seeds Use For Extraction Of Other Fixed Vegetable Oils	0	25 359	0	4 090 922
282 Waste And Scrap Metal Of Iron/Steel	1 235 929	2 304 221	683 066	1 101 957
759 Parts And Accessories For Machine Of Heading 751 Or 752	334	2 313	94 146	595 894
611 Leathers	0	4 842	0	70 000
725 Papermill/Pulpmill Machinery And Paper Cutting Machines	0	3 400	0	64 598
057 Others	1 667	3 627	1 546	37 840
<b>Sub Total</b>	<b>1 237 930</b>	<b>2 343 762</b>	<b>778 758</b>	<b>5 961 211</b>
<b>Haiti</b>				
724 Textile/Leather Machinery And Parts	0	35 200	0	162 961
685 Lead	0	211 957	0	44 511
551 Essential Oils, Perfumes, And Flavour Materials	0	326	0	12 699
844 Women'S Coats/Jackets, Knitted	1	4	51	191
845 Articles Of Apparel	0	2	0	102
<b>Sub Total</b>	<b>1</b>	<b>247 489</b>	<b>51</b>	<b>220 464</b>
<b>Barbados</b>				
282 Waste And Scrap Metal Of Iron/Steel	79 530	490 525	40 764	214 909
784 Parts And Accessories Of The Motor Vehicles	0	259	0	2 148
629 Articles Of Rubbers	0	3	0	22
<b>Sub Total</b>	<b>79 530</b>	<b>490 787</b>	<b>40 764</b>	<b>217 079</b>
<b>Antigua And Barbuda</b>				
679 Tubes, Pipes, Hollow Profile, Pipe Fitting Of Iron/Steel	0	1 665	0	2 136
711 Steam And Other Vapour Generating Boilers And Parts	0	12	0	230
761 Television Receivers	0	13	0	194
743 Pumps, Compressors, Fans, Blowers, Centrifuges, And Parts	0	5	0	42
699 Manufactures Of Base Metals	0	1	0	11
<b>Sub Total</b>	<b>0</b>	<b>1 696</b>	<b>0</b>	<b>2 613</b>
<b>Anguilla</b>				
023 Butter And Other Fats From Milk	0	1	0	9
<b>Sub Total</b>	<b>0</b>	<b>1</b>	<b>0</b>	<b>9</b>
<b>Aruba</b>				
713 Internal Combustion Piston Engines And Parts	37	37	1 289	1 289
<b>Sub Total</b>	<b>37</b>	<b>37</b>	<b>1 289</b>	<b>1 289</b>
<b>Cape Verde</b>				
752 Automatic Data Processing Machines And Their Units	0	141	0	7 987
841 Men'S Coats/Jackets, Not Knitted	0	62	0	4 685
723 Civil Engineering And Contractor Plants And Equipments/Parts	185	185	2 916	2 916
<b>Sub Total</b>	<b>185</b>	<b>388</b>	<b>2 916</b>	<b>15 588</b>
<b>Dominica</b>				
724 Textile/Leather Machinery And Parts	0	2 800	0	21 983
772 Electrical Apparatus For Making And Breaking Electrical Circuit	0	29	0	1 209
716 Rotating Electric Plants And Parts	0	1	0	116
759 Parts And Accessories For Machine Of Heading 751 Or 752	0	1	0	90
<b>Sub Total</b>	<b>0</b>	<b>2 831</b>	<b>0</b>	<b>23 398</b>
<b>Falkland Islands (Malvinas)</b>				
653 Fabrics, Woven, Of Man-Made Fibres	0	5 202	0	96 183
611 Leathers	0	213	0	8 483
<b>Sub Total</b>	<b>0</b>	<b>5 415</b>	<b>0</b>	<b>104 666</b>
<b>French Guiana</b>				
778 Electrical Machinery And Apparatus	110	110	3 451	3 451
679 Tubes, Pipes, Hollow Profile, Pipe Fitting Of Iron/Steel	0	27	0	647

<b>Sub Total</b>	<b>110</b>	<b>137</b>	<b>3 451</b>	<b>4 098</b>
<b>French Polynesia</b>				
034 Fish, Fresh, Chilled Or Frozen	0	30 405	0	15 507
893 Article Of Plastics	0	15	0	191
775 Household Type, Electrical/Non-Electrical Equipments	0	4	0	63
<b>Sub Total</b>	<b>0</b>	<b>30 424</b>	<b>0</b>	<b>15 761</b>
<b>Grenada</b>				
662 Clay And Refractory Construction Materials	0	40 000	0	28 758
<b>Sub Total</b>	<b>0</b>	<b>40 000</b>	<b>0</b>	<b>28 758</b>
<b>Netherlands Antilles</b>				
744 Mechanical Handling Equipments And Parts	0	10 240	0	254 233
651 Textile Yarns	2 150	2 150	66 647	66 647
778 Electrical Machinery And Apparatus	167	2 408	4 816	50 536
679 Tubes, Pipes, Hollow Profile, Pipe Fitting Of Iron/Steel	3	16 408	74	44 487
292 Crude Vegetable Materials	0	19 646	0	36 169
054 Others	282	68 621	18 592	105 504
<b>Sub Total</b>	<b>2 602</b>	<b>119 473</b>	<b>90 129</b>	<b>557 576</b>
<b>Norfolk Islands</b>				
282 Waste And Scrap Metal Of Iron/Steel	0	122 297	0	50 753
821 Furnitures And Parts	0	6 275	0	20 204
<b>Sub Total</b>	<b>0</b>	<b>128 572</b>	<b>0</b>	<b>70 957</b>
<b>Saint Lucia</b>				
282 Waste And Scrap Metal Of Iron/Steel	0	82 300	0	35 153
772 Electrical Apparatus For Making And Breaking Electrical Circuit	0	1 434	0	13 962
778 Electrical Machinery And Apparatus	0	988	0	9 625
874 Measuring, Checking, Analysing, And Controlling Instrument And	0	203	0	6 958
582 Plates, Sheets, And Film Of Plastics	0	415	0	4 049
<b>Sub Total</b>	<b>0</b>	<b>85 340</b>	<b>0</b>	<b>69 747</b>
<b>Guadeloupe</b>				
685 Lead	50 000	50 000	49 000	49 000
<b>Sub Total</b>	<b>50 000</b>	<b>50 000</b>	<b>49 000</b>	<b>49 000</b>
<b>United Kingdom</b>				
251 Pulp And Waste Paper	13 492 228	242 750 988	3 420 509	64 568 272
782 Motor Vehicle For The Transportation Of Goods	3 014 722	6 383 108	29 329 451	61 614 754
716 Rotating Electric Plants And Parts	72 681	1 775 562	825 249	24 036 581
282 Waste And Scrap Metal Of Iron/Steel	8 633 380	41 748 716	6 374 440	22 982 224
288 Non-Ferrous Base Metal Waste And Scraps	1 009 069	10 318 671	2 082 325	20 116 718
022 Others	9 864 460	71 281 129	52 582 426	406 491 012
<b>Sub Total</b>	<b>36 086 540</b>	<b>374 258 174</b>	<b>94 614 400</b>	<b>599 809 561</b>
<b>Netherlands</b>				
251 Pulp And Waste Paper	15 400 240	179 337 787	3 612 653	42 945 518
022 Milk, Cream, And Milk Products Other Than Butter Or Cheese	1 256 307	10 954 769	3 489 824	35 477 837
098 Edible Products And Preparations	582 006	5 139 714	3 103 023	28 104 461
515 Organo-Inorganic And Heterocyclic Compounds	1 523 912	10 261 635	4 072 361	26 863 890
728 Other Machines And Equipment Specialized For Particular Industr	5 691	298 168	447 310	14 256 232
016 Others	11 826 455	73 215 075	36 847 654	265 003 109
<b>Sub Total</b>	<b>30 594 611</b>	<b>279 207 148</b>	<b>51 572 825</b>	<b>412 651 047</b>
<b>France</b>				
792 Aircraft And Associated Equipments And Parts	129	174 944	3 777	162 668 117
772 Electrical Apparatus For Making And Breaking Electrical Circuit	356 865	2 438 665	6 532 540	56 790 658
723 Civil Engineering And Contractor Plants And Equipments/Parts	96 808	3 815 505	1 804 694	38 986 630
773 Equipment For Distributing Electricity	190 819	878 766	15 018 886	37 066 101
679 Tubes, Pipes, Hollow Profile, Pipe Fitting Of Iron/Steel	358 417	10 197 766	1 010 930	25 010 936
012 Others	23 099 458	153 975 550	67 529 767	452 969 012
<b>Sub Total</b>	<b>24 102 496</b>	<b>171 481 196</b>	<b>91 900 594</b>	<b>773 491 454</b>
<b>Germany, Fed. Rep. Of</b>				
764 Telecommunication Equipments And Parts	381 629	2 256 073	56 104 020	270 447 767
728 Other Machines And Equipment Specialized For Particular Industr	443 735	3 718 623	16 618 012	117 609 442
793 Ships, Boats, And Floating Structures	0	14 204 271	0	109 716 475
745 Other Non-Electical Machinery, Tools, And Mechanical Apparatus	153 646	1 184 152	10 527 559	73 492 385
752 Automatic Data Processing Machines And Their Units	7 693	141 287	6 215 167	67 491 852
022 Others	58 858 775	509 880 285	196 510 481	1 551 087 094
<b>Sub Total</b>	<b>59 845 478</b>	<b>531 384 691</b>	<b>285 975 239</b>	<b>2 189 845 015</b>
<b>Austria</b>				
776 Thermionic, Cold Cathode, And Photo Cathode Valves/Tubes	26 449	262 984	17 792 875	107 680 945
716 Rotating Electric Plants And Parts	57 801	702 219	1 394 185	21 847 359
641 Papers And Paperboards	259 568	2 578 293	855 782	10 806 107
642 Paper And Paperboard Cut To Size/Shape And Article Of Papers	184 196	2 157 958	749 904	9 646 986
251 Pulp And Waste Paper	0	9 760 084	0	8 853 999
059 Others	1 750 843	17 352 280	7 907 691	92 241 867
<b>Sub Total</b>	<b>2 278 857</b>	<b>32 813 818</b>	<b>28 700 437</b>	<b>251 077 263</b>
<b>Belgium</b>				

716 Rotating Electric Plants And Parts	1 082	711 567	37 057	44 779 340
515 Organo-Inorganic And Heterocyclic Compounds	1 497 674	12 384 302	6 631 512	42 803 690
251 Pulp And Waste Paper	20 592 540	108 271 019	4 558 303	25 200 864
046 Meal And Flour Of Wheat And Flour Of Meslin	6 541 500	41 083 500	3 876 123	22 841 503
724 Textile/Leather Machinery And Parts	101 974	1 111 862	658 702	21 907 001
017 Others	15 582 894	99 315 848	50 004 582	281 703 187
<b>Sub Total</b>	<b>44 317 664</b>	<b>262 878 098</b>	<b>65 766 279</b>	<b>439 235 585</b>
<b>Switzerland</b>				
764 Telecommunication Equipments And Parts	214 148	915 959	17 083 468	67 979 858
724 Textile/Leather Machinery And Parts	14 509	1 380 854	587 809	38 405 948
714 Engines And Motors, Non-Electric And Parts	2 883	68 637	987 078	30 506 703
533 Pigments, Paints, Varnishes, And Related Materials	104 491	538 095	2 615 401	18 417 076
515 Organo-Inorganic And Heterocyclic Compounds	24 917	1 732 255	2 180 399	17 836 515
022 Others	7 750 761	61 676 256	27 423 186	243 880 236
<b>Sub Total</b>	<b>8 111 709</b>	<b>66 312 056</b>	<b>50 877 341</b>	<b>417 026 336</b>
<b>Luxembourg</b>				
121 Tobacco, Unmanufactured And Refused	0	446 985	0	1 654 488
749 Non-Electric Parts And Accessories Of Machineries	1 253	71 556	31 255	1 200 591
676 Iron/Steel Bars, Rods, Angels, Shaped And Sections	0	723 505	0	729 343
553 Perfumery, Cosmetics, And Toilet Preparations	2 957	12 925	47 248	210 651
735 Parts Of Machine Tools	21	861	22 051	134 751
074 Others	5 335	563 995	69 988	522 350
<b>Sub Total</b>	<b>9 566</b>	<b>1 819 827</b>	<b>170 542</b>	<b>4 452 174</b>
<b>Monaco</b>				
542 Medicaments, Including Veterinary Medicaments	72	362	111 618	337 841
553 Perfumery, Cosmetics, And Toilet Preparations	150	2 524	7 070	88 216
575 Other Plastics In Primary Forms	0	3 791	0	34 168
592 Starches, Inulin, And Wheat Glutenal Buminoidal Substances; Glue	0	50 000	0	24 350
774 Electrical Apparatus For Medical Purposes And Radiological Appa	0	264	0	12 331
292 Others	1 216	3 520	7 636	33 216
<b>Sub Total</b>	<b>1 438</b>	<b>60 461</b>	<b>126 324</b>	<b>530 122</b>
<b>Denmark</b>				
098 Edible Products And Preparations	292 776	1 604 685	2 632 274	13 083 262
022 Milk,Cream, And Milk Products Other Than Butter Or Cheese	267 000	2 328 025	1 440 375	12 182 066
542 Medicaments, Including Veterinary Medicaments	295	31 256	121 151	5 741 333
741 Heating And Cooling Equipments And Parts	9 975	121 755	102 007	3 514 836
727 Food Processing Machines And Parts	34 413	51 917	1 535 153	2 618 001
023 Others	524 934	4 732 448	3 338 193	33 281 756
<b>Sub Total</b>	<b>1 129 393</b>	<b>8 870 086</b>	<b>9 169 153</b>	<b>70 421 254</b>
<b>Norway</b>				
562 Fertilizers, Manufactured	4 404 285	67 769 583	3 602 381	44 999 417
744 Mechanical Handling Equipments And Parts	37 710	619 282	895 039	11 964 551
713 Internal Combustion Piston Engines And Parts	72 000	405 039	2 211 031	9 193 555
772 Electrical Apparatus For Making And Breaking Electrical Circuit	19 986	64 489	716 649	6 034 065
723 Civil Engineering And Contractor Plants And Equipments/Parts	3 555	35 982	142 137	4 338 467
017 Others	3 395 686	19 927 937	6 737 218	45 871 285
<b>Sub Total</b>	<b>7 933 222</b>	<b>88 822 312</b>	<b>14 304 455</b>	<b>122 401 340</b>
<b>Sweden</b>				
764 Telecommunication Equipments And Parts	332 838	2 526 363	65 381 812	373 485 900
725 Papermill/Pulpmill Machinery And Paper Cutting Machines	5 431	3 773 774	378 709	61 924 433
251 Pulp And Waste Paper	9 089 039	71 808 989	6 678 325	58 344 325
782 Motor Vehicle For The Transportation Of Goods	649 991	3 350 087	6 935 939	33 662 520
641 Papers And Paperboards	2 404 610	19 570 961	2 731 015	22 235 596
022 Others	3 244 573	24 224 016	18 211 225	174 082 772
<b>Sub Total</b>	<b>15 726 482</b>	<b>125 254 190</b>	<b>100 317 025</b>	<b>723 735 546</b>
<b>Finland</b>				
764 Telecommunication Equipments And Parts	127 749	694 544	36 428 342	131 427 557
713 Internal Combustion Piston Engines And Parts	2 216	627 637	51 827	20 249 376
725 Papermill/Pulpmill Machinery And Paper Cutting Machines	7 816	1 136 612	1 176 027	18 545 786
641 Papers And Paperboards	1 502 940	13 794 879	1 439 974	12 171 441
251 Pulp And Waste Paper	6 432 043	14 068 175	4 839 861	10 636 806
073 Others	2 705 952	19 937 025	9 235 191	87 150 621
<b>Sub Total</b>	<b>10 778 716</b>	<b>50 258 872</b>	<b>53 171 222</b>	<b>280 181 587</b>
<b>Ireland</b>				
098 Edible Products And Preparations	192 117	1 037 685	3 660 379	14 049 909
022 Milk,Cream, And Milk Products Other Than Butter Or Cheese	700 969	3 313 347	2 545 653	11 853 813
752 Automatic Data Processing Machines And Their Units	1 967	38 184	712 945	11 113 067
551 Essential Oils, Perfumes, And Flavour Materials	79 296	720 872	1 123 112	7 962 751
542 Medicaments, Including Veterinary Medicaments	1 446	18 373	118 928	5 270 745
023 Others	402 471	15 059 505	1 860 588	20 466 091
<b>Sub Total</b>	<b>1 378 266</b>	<b>20 187 966</b>	<b>10 021 605</b>	<b>70 716 376</b>
<b>Italy</b>				
728 Other Machines And Equipment Specialized For Particular Industr	227 814	2 155 067	6 136 936	50 630 141
723 Civil Engineering And Contractor Plants And Equipments/Parts	1 951 208	15 145 909	7 281 939	44 940 986
764 Telecommunication Equipments And Parts	64 704	492 754	3 819 418	38 247 031
743 Pumps, Compressors, Fans, Blowers, Centrifuges, And Parts	65 530	1 092 018	1 233 234	35 507 960
745 Other Non-Electical Machinery, Tools, And Mechanical Apparatus	58 184	781 768	1 649 265	29 341 857
024 Others	21 681 553	139 943 337	65 125 025	483 402 143

<b>Sub Total</b>	<b>24 048 993</b>	<b>159 610 853</b>	<b>85 245 817</b>	<b>682 070 118</b>
<b>Spain</b>				
691 Structures And Parts Of Iron/Steel Or Aluminium	1 739 545	7 327 305	6 514 252	27 599 994
533 Pigments, Paints, Varnishes, And Related Materials	928 698	12 198 712	1 406 544	18 488 956
679 Tubes, Pipes, Hollow Profile, Pipe Fitting Of Iron/Steel	444 971	2 428 216	2 365 012	11 318 579
793 Ships, Boats, And Floating Structures	900	6 435 681	20 663	7 451 189
772 Electrical Apparatus For Making And Breaking Electrical Circuit	33 144	230 385	872 598	7 116 296
022 Others	4 505 080	33 637 037	15 669 077	119 461 849
<b>Sub Total</b>	<b>7 652 338</b>	<b>62 257 336</b>	<b>26 848 146</b>	<b>191 436 863</b>
<b>Portugal</b>				
845 Articles Of Apparel	4 549	31 316	227 062	1 693 080
844 Women'S Coats/Jackets, Knitted	1 008	11 368	52 687	644 549
841 Men'S Coats/Jackets, Not Knitted	1 275	7 832	65 384	451 410
697 Household Equipment Of Base Metals	0	152 603	0	446 965
842 Women'S Coats/Jacket, Not Knitted	718	5 379	50 634	422 626
059 Others	1 208 229	2 343 676	735 265	3 231 040
<b>Sub Total</b>	<b>1 215 779</b>	<b>2 552 174</b>	<b>1 131 032</b>	<b>6 889 670</b>
<b>Iceland</b>				
752 Automatic Data Processing Machines And Their Units	0	66	0	1 121 618
278 Other Crude Minerals	0	8 296 288	0	751 656
542 Medicaments, Including Veterinary Medicaments	278	978	107 163	211 917
411 Animal Oils And Fats	3 108	16 408	84 209	125 139
898 Musical Instrument And Parts/Accessories	0	233	0	45 028
098 Others	5 005	275 099	6 325	84 083
<b>Sub Total</b>	<b>8 391</b>	<b>8 589 072</b>	<b>197 697</b>	<b>2 339 441</b>
<b>Montserrat</b>				
749 Non-Electric Parts And Accessories Of Machineries	0	4	0	180
<b>Sub Total</b>	<b>0</b>	<b>4</b>	<b>0</b>	<b>180</b>
<b>Greece</b>				
263 Cotton	499 795	3 081 066	877 475	7 363 753
121 Tobacco, Unmanufactured And Refused	0	966 849	0	4 685 202
251 Pulp And Waste Paper	2 807 610	7 596 810	652 571	1 752 825
724 Textile/Leather Machinery And Parts	0	86 406	0	1 546 084
771 Electric Power Machinery And Parts	5 285	58 359	48 443	738 514
058 Others	263 543	1 943 148	471 177	3 170 000
<b>Sub Total</b>	<b>3 576 233</b>	<b>13 732 638</b>	<b>2 049 666</b>	<b>19 256 378</b>
<b>Vatican City State (Holy See)</b>				
873 Meters And Counters	0	5 449	0	58 540
<b>Sub Total</b>	<b>0</b>	<b>5 449</b>	<b>0</b>	<b>58 540</b>
<b>Andorra</b>				
778 Electrical Machinery And Apparatus	0	789	0	4 420
695 Tools For Used In The Hand Or In Machines	0	1	0	131
<b>Sub Total</b>	<b>0</b>	<b>790</b>	<b>0</b>	<b>4 551</b>
<b>Liechtenstein</b>				
121 Tobacco, Unmanufactured And Refused	0	198 000	0	463 777
728 Other Machines And Equipment Specialized For Particular Industr	0	850	0	50 859
522 Inorganic Chemical Elements, Oxides And Halogen Salts	0	15	0	3 570
772 Electrical Apparatus For Making And Breaking Electrical Circuit	27	71	859	1 718
651 Textile Yarns	0	57	0	1 477
735 Others	42	42	1 340	1 340
<b>Sub Total</b>	<b>69</b>	<b>199 035</b>	<b>2 199</b>	<b>522 741</b>
<b>Democratic Republic Of The Congo</b>				
121 Tobacco, Unmanufactured And Refused	0	99 000	0	237 600
247 Wood In The Rough Or Roughly Squared	0	44 313	0	34 466
223 Oil Seeds Use For Extraction Of Other Fixed Vegetable Oils	28 000	68 000	14 000	34 000
057 Fruit And Nut; Fresh Or Dried	0	13 500	0	2 025
<b>Sub Total</b>	<b>28 000</b>	<b>224 813</b>	<b>14 000</b>	<b>308 091</b>
<b>Hungary</b>				
714 Engines And Motors, Non-Electric And Parts	37	14 163	4 340	6 222 029
778 Electrical Machinery And Apparatus	34 916	147 107	268 041	1 862 355
764 Telecommunication Equipments And Parts	634	6 415	64 356	1 642 370
541 Medicinal And Pharmaceutical Products	24	2 652	193 810	1 537 981
752 Automatic Data Processing Machines And Their Units	31	9 316	8 168	1 143 006
056 Others	299 715	1 609 644	1 181 408	7 367 893
<b>Sub Total</b>	<b>335 357</b>	<b>1 789 297</b>	<b>1 720 123</b>	<b>19 775 634</b>
<b>Poland</b>				
672 Ingots And Other Iron/Steel In Primary Forms	0	28 248 820	0	17 590 230
764 Telecommunication Equipments And Parts	22 178	108 391	1 453 489	6 717 870
784 Parts And Accessories Of The Motor Vehicles	7 944	7 236 246	343 032	4 330 266
553 Perfumery, Cosmetics, And Toilet Preparations	36 050	303 584	516 640	4 276 601
598 Miscellaneous Chemical Products	118 080	1 319 708	275 520	2 881 423
098 Others	5 629 145	20 627 757	2 382 942	19 482 735

<b>Sub Total</b>	<b>5 813 397</b>	<b>57 844 506</b>	<b>4 971 623</b>	<b>55 279 125</b>
<b>Romania</b>				
747 Taps, Cocks, And Valves For Pipes	56 913	205 675	431 632	1 476 398
749 Non-Electric Parts And Accessories Of Machineries	0	19 391	0	558 793
792 Aircraft And Associated Equipments And Parts	0	1 190	0	533 448
679 Tubes, Pipes, Hollow Profile, Pipe Fitting Of Iron/Steel	43 289	291 644	80 993	474 634
842 Women'S Coats/Jacket, Not Knitted	2 389	10 905	63 234	411 706
075 Others	123 346	863 706	383 464	3 112 299
<b>Sub Total</b>	<b>225 937</b>	<b>1 392 511</b>	<b>959 323</b>	<b>6 567 278</b>
<b>Bulgaria</b>				
523 Metallicsalts And Peroxysalts	989 120	3 237 820	297 969	930 930
682 Copper	43 260	185 256	264 409	726 506
121 Tobacco, Unmanufactured And Refused	0	124 740	0	675 896
737 Metalworking Machinery And Parts	0	51 145	0	641 502
075 Spices	20 240	1 642 880	6 072	531 249
046 Others	652 537	1 479 053	699 514	3 412 349
<b>Sub Total</b>	<b>1 705 157</b>	<b>6 720 894</b>	<b>1 267 964</b>	<b>6 918 432</b>
<b>Serbia</b>				
891 Arms And Ammunitions	0	1 112	0	8 030
513 Carboxylic Acids, And Their Anhydrides, Halides, Peroxides	0	314	0	4 727
746 Ball Or Roller Bearings	27	71	68	539
679 Tubes, Pipes, Hollow Profile, Pipe Fitting Of Iron/Steel	11	11	306	306
748 Transmission Shafts And Cranks	61	113	107	185
<b>Sub Total</b>	<b>99</b>	<b>1 621</b>	<b>481</b>	<b>13 787</b>
<b>Albania</b>				
684 Alumunium	0	199 944	0	496 461
845 Articles Of Apparel	234	410	12 973	23 408
893 Article Of Plastics	0	315	0	7 197
842 Women'S Coats/Jacket, Not Knitted	11	55	824	4 823
841 Men'S Coats/Jackets, Not Knitted	0	14	0	1 330
848 Others	1	13	20	790
<b>Sub Total</b>	<b>246</b>	<b>200 751</b>	<b>13 817</b>	<b>534 009</b>
<b>Azerbaijan</b>				
333 Petroleum Oil, Crude	0	132 999 830	0	99 965 532
728 Other Machines And Equipment Specialized For Particular Industr	0	270	0	15 087
778 Electrical Machinery And Apparatus	0	207	0	9 232
893 Article Of Plastics	0	5	0	207
<b>Sub Total</b>	<b>0</b>	<b>133 000 312</b>	<b>0</b>	<b>99 990 058</b>
<b>Belarus</b>				
562 Fertilizers, Manufactured	13 691 061	156 865 106	13 896 427	87 665 762
625 Rubber Tyre, Tyre Cases, Tyre Treads, Inner Tubes, And Tyre Flaps	167 620	1 887 688	1 152 607	14 193 735
676 Iron/Steel Bars, Rods, Angels, Shaped And Sections	0	13 614	0	26 178
746 Ball Or Roller Bearings	284	288	542	623
665 Glassware	0	22	0	314
<b>Sub Total</b>	<b>13 858 965</b>	<b>158 766 718</b>	<b>15 049 576</b>	<b>101 886 612</b>
<b>Kazakhstan</b>				
673 Flat Rolled Products, Not Clad	1 813 284	10 608 923	1 882 172	9 011 951
685 Lead	297 672	2 065 523	709 838	5 977 449
686 Zinc	0	1 188 842	0	3 246 195
674 Flat Rolled Products, Clad Or Plated	0	181 495	0	154 272
746 Ball Or Roller Bearings	3	23	264	1 359
679 Others	0	158	0	130
<b>Sub Total</b>	<b>2 110 959</b>	<b>14 044 964</b>	<b>2 592 274</b>	<b>18 391 356</b>
<b>Kyrgyzstan</b>				
263 Cotton	0	100 546	0	162 369
674 Flat Rolled Products, Clad Or Plated	0	119 046	0	129 232
266 Synthetic Fibres Suitable For Spinning	0	20 100	0	56 405
718 Other Power Generating Machines And Parts	0	11 600	0	19 684
533 Pigments, Paints, Varnishes, And Related Materials	0	13 123	0	19 313
012 Others	140	40 975	1 298	57 927
<b>Sub Total</b>	<b>140</b>	<b>305 390</b>	<b>1 298</b>	<b>444 930</b>
<b>Moldova, Republic Of</b>				
611 Leathers	0	20 101	0	651 768
873 Meters And Counters	0	3 092	0	169 420
748 Transmission Shafts And Cranks	0	3 008	0	113 850
655 Knitted Or Crocheted Fabrics	0	10 041	0	71 073
652 Cotton Fabrics, Woven	0	6 930	0	59 937
523 Others	2 149	65 836	27 949	199 477
<b>Sub Total</b>	<b>2 149</b>	<b>109 008</b>	<b>27 949</b>	<b>1 265 525</b>
<b>Tajikistan</b>				
263 Cotton	0	200 869	0	351 574
533 Pigments, Paints, Varnishes, And Related Materials	0	530	0	3 200
<b>Sub Total</b>	<b>0</b>	<b>201 399</b>	<b>0</b>	<b>354 774</b>
<b>Turkmenistan</b>				
629 Articles Of Rubbers	0	5	0	8

<b>Sub Total</b>	<b>0</b>	<b>5</b>	<b>0</b>	<b>8</b>
<b>Ukraine</b>				
672 Ingots And Other Iron/Steel In Primary Forms	85 231 524	683 729 269	97 104 783	517 002 292
562 Fertilizers, Manufactured	13 000 000	94 691 408	11 175 000	55 257 256
673 Flat Rolled Products, Not Clad	4 444 285	44 203 213	5 959 827	48 129 945
675 Flat Rolled Products And Alloy Steels	1 893 997	26 340 366	2 733 348	28 459 784
674 Flat Rolled Products, Clad Or Plated	2 707 692	24 670 959	2 526 668	22 717 329
022 Others	8 530 582	33 714 291	3 174 040	22 682 633
<b>Sub Total</b>	<b>115 808 080</b>	<b>907 349 506</b>	<b>122 673 666</b>	<b>694 249 239</b>
<b>Uzbekistan</b>				
263 Cotton	289 787	5 109 347	466 558	8 576 303
844 Women'S Coats/Jackets, Knitted	11	55	431	2 166
651 Textile Yarns	0	229	0	1 113
846 Clothing Accessories Of Textiles Fabrics	0	15	0	416
<b>Sub Total</b>	<b>289 798</b>	<b>5 109 646</b>	<b>466 989</b>	<b>8 579 998</b>
<b>Lithuania</b>				
625 Rubber Tyre,Tyre Cases,Tyre Treads,Inner Tubes, And Tyre Flaps	0	73 697	0	102 576
657 Special Yarns,Textile Fabrics	0	1 606	0	83 661
684 Aluminium	0	13 326	0	71 210
899 Other Miscellaneous Manufactured Articles	1 679	1 679	51 703	51 703
842 Women'S Coats/Jacket, Not Knitted	144	787	3 634	24 466
081 Others	52	55 453	1 521	50 793
<b>Sub Total</b>	<b>1 875</b>	<b>146 548</b>	<b>56 858</b>	<b>384 409</b>
<b>Latvia</b>				
232 Synthetic Rubber Latex, Synthetic/Reclaimed Rubber	0	64 800	0	226 800
282 Waste And Scrap Metal Of Iron/Steel	0	352 040	0	154 898
655 Knitted Or Crocheted Fabrics	0	794	0	65 046
656 Tulle,Lace,Embroidery,Ribbons,Trimmings And Other Small Wares	0	152	0	13 532
874 Measuring, Checking, Analysing, And Controlling Instrument And	0	180	0	10 380
278 Others	129	2 255	2 769	52 831
<b>Sub Total</b>	<b>129</b>	<b>420 221</b>	<b>2 769</b>	<b>523 487</b>
<b>Estonia</b>				
764 Telecommunication Equipments And Parts	2 592	9 360	310 615	1 238 615
773 Equipment For Distributing Electricity	4 785	29 919	57 215	344 137
251 Pulp And Waste Paper	293 760	1 365 670	66 096	324 388
282 Waste And Scrap Metal Of Iron/Steel	535 060	535 060	321 036	321 036
699 Manufactures Of Base Metals	2	8 637	113	109 166
232 Others	306	60 246	33 291	272 396
<b>Sub Total</b>	<b>836 505</b>	<b>2 008 892</b>	<b>788 366</b>	<b>2 609 738</b>
<b>Georgia</b>				
685 Lead	0	100 970	0	203 863
282 Waste And Scrap Metal Of Iron/Steel	0	224 000	0	147 840
629 Articles Of Rubbers	113	1 452	10 148	92 072
874 Measuring, Checking, Analysing, And Controlling Instrument And	0	386	0	85 310
842 Women'S Coats/Jacket, Not Knitted	26	496	1 136	24 460
533 Others	75	13 023	3 216	73 529
<b>Sub Total</b>	<b>214</b>	<b>340 327</b>	<b>14 500</b>	<b>627 074</b>
<b>Croatia</b>				
737 Metalworking Machinery And Parts	1 658	155 552	10 503	1 018 152
248 Wood,Simply Worked And Railway Sleeper Of Wood	78 000	560 197	104 045	493 104
728 Other Machines And Equipment Specialized For Particular Industr	0	115 745	0	288 417
541 Medicinal And Pharmaceutical Products	100	752	4 700	175 959
121 Tobacco, Unmanufactured And Refused	0	39 600	0	88 120
542 Others	47 408	241 569	28 000	210 989
<b>Sub Total</b>	<b>127 166</b>	<b>1 113 415</b>	<b>147 248</b>	<b>2 274 741</b>
<b>Bosnia And Herzegovina</b>				
334 Petroleum Products, Refined	0	16 814	0	35 153
851 Footwears	0	136	0	9 928
743 Pumps, Compressors, Fans, Blowers, Centrifuges, And Parts	54	291	1 002	5 148
784 Parts And Accessories Of The Motor Vehicles	0	14	0	467
679 Tubes, Pipes, Hollow Profile, Pipe Fitting Of Iron/Steel	0	26	0	457
694 Others	8	151	9	491
<b>Sub Total</b>	<b>62</b>	<b>17 432</b>	<b>1 011</b>	<b>51 644</b>
<b>Malta</b>				
741 Heating And Cooling Equipments And Parts	715	5 118	16 585	144 832
721 Agricultural Machinery And Parts	2 930	2 930	141 023	141 023
657 Special Yarns,Textile Fabrics	2 813	6 071	9 060	17 233
743 Pumps, Compressors, Fans, Blowers, Centrifuges, And Parts	0	54	0	4 572
629 Articles Of Rubbers	61	379	563	3 699
531 Others	1	2 440	13	6 572
<b>Sub Total</b>	<b>6 520</b>	<b>16 992</b>	<b>167 244</b>	<b>317 931</b>
<b>Slovakia</b>				
764 Telecommunication Equipments And Parts	9 208	17 850	2 644 255	5 513 300
778 Electrical Machinery And Apparatus	6 468	152 752	83 392	1 014 717
743 Pumps, Compressors, Fans, Blowers, Centrifuges, And Parts	36 791	161 052	203 681	899 677

776 Thermionic, Cold Cathode, And Photo Cathode Valves/Tubes	178	653	23 947	647 691
673 Flat Rolled Products, Not Clad	0	575 015	0	352 470
081 Others	83 447	1 249 808	293 049	2 495 436
<b>Sub Total</b>	<b>136 092</b>	<b>2 157 130</b>	<b>3 248 324</b>	<b>10 923 291</b>
<b>Slovenia</b>				
725 Papermill/Pulpmill Machinery And Paper Cutting Machines	0	12 548	0	1 188 000
743 Pumps, Compressors, Fans, Blowers, Centrifuges, And Parts	2	111 887	90	649 237
541 Medicinal And Pharmaceutical Products	0	4 800	0	576 000
641 Papers And Paperboards	0	75 996	0	436 994
516 Other Organic Chemicals	520	2 770	79 040	421 040
048 Others	47 311	1 530 713	601 075	3 488 717
<b>Sub Total</b>	<b>47 833</b>	<b>1 738 714</b>	<b>680 205</b>	<b>6 759 988</b>
<b>Czech Republic</b>				
764 Telecommunication Equipments And Parts	41 147	298 583	1 423 637	10 203 232
022 Milk,Cream, And Milk Products Other Than Butter Or Cheese	0	1 450 000	0	6 113 850
641 Papers And Paperboards	831 367	4 841 888	1 048 238	5 890 156
772 Electrical Apparatus For Making And Breaking Electrical Circuit	28 487	128 796	816 152	3 945 348
514 Nitrogen-Function Compounds	166 600	1 686 168	374 850	3 418 174
098 Others	579 947	2 240 402	1 531 499	11 353 638
<b>Sub Total</b>	<b>1 647 548</b>	<b>10 645 837</b>	<b>5 194 376</b>	<b>40 924 398</b>
<b>South Georgia And The South Sa</b>				
642 Paper And Paperboard Cut To Size/Shape And Article Of Papers	0	4 433	0	5 348
679 Tubes, Pipes, Hollow Profile, Pipe Fitting Of Iron/Steel	0	1 408	0	2 885
772 Electrical Apparatus For Making And Breaking Electrical Circuit	0	31	0	697
743 Pumps, Compressors, Fans, Blowers, Centrifuges, And Parts	0	16	0	151
<b>Sub Total</b>	<b>0</b>	<b>5 888</b>	<b>0</b>	<b>9 081</b>
<b>Rep. Of Macedonia</b>				
842 Women'S Coats/Jacket, Not Knitted	12	364	294	7 738
791 Railway Vehicles And Associated Equipments	0	54	0	5 859
845 Articles Of Apparel	4	60	296	2 732
841 Men'S Coats/Jackets, Not Knitted	0	18	0	1 725
075 Spices	0	39	0	600
665 Others	0	22	0	717
<b>Sub Total</b>	<b>16</b>	<b>557</b>	<b>590</b>	<b>19 371</b>
<b>Russia Federation</b>				
672 Ingots And Other Iron/Steel In Primary Forms	0	521 090 668	0	356 104 112
562 Fertilizers, Manufactured	23 395 600	607 827 529	23 395 600	294 820 076
334 Petroleum Products, Refined	0	63 343 764	0	84 683 380
682 Copper	700 018	5 932 964	5 772 636	46 121 845
671 Pig Iron,Spiegeleisen,Sponge Iron, And Ferro-Alloys	22 911	72 363 610	77 668	31 853 788
041 Others	8 705 414	97 341 561	14 025 856	104 661 637
<b>Sub Total</b>	<b>32 823 943</b>	<b>1 367 900 096</b>	<b>43 271 760</b>	<b>918 244 838</b>
<b>TOTAL IMPORT</b>	<b>8 317 156 498</b>	<b>69 607 215 932 12 326 249 588</b>	<b>90 345 044 975</b>	



**I.7 IMPOR KOMODITI TERTENTU MENURUT NEGARA ASAL UTAMA  
CERTAIN COMMODITIES IMPORT BY MAIN COUNTRY OF ORIGIN**

**\*\* AGUSTUS / AUGUST 2008 \*\***

Komoditi Commodity	Negara Asal Country of Origin	Berat Bersih / Net Weight (Kg)		Nilai CIF / CIF Value (US\$)	
		Bulan ini Current month	Kumulatif Cum. Jan. to date	Bulan ini Current month	Kumulatif Cum. Jan. to date
<b>Beras</b>					
	THAILAND	15 005 000	114 673 572	7 699 990	45 880 496
	VIET NAM	5 999 825	111 470 450	2 881 468	41 733 850
	CHINA	300 000	1 593 629	694 488	3 084 884
	PHILIPPINES	0	749 000	0	2 311 244
	UNITED STATES	92 003	716 022	122 424	730 135
	OTHERS	100 019	1 521 365	85 160	928 646
	Sub Total	21 496 847	230 724 038	11 483 530	94 669 255
<b>Jagung</b>					
	THAILAND	31 168 800	60 202 988	11 935 326	21 987 400
	INDIA	2 669 680	36 668 687	770 488	9 394 802
	MYANMAR (FORM. BURMA)	1 883 056	32 614 997	680 473	8 769 293
	UNITED STATES	3 994 935	9 192 666	1 547 900	3 440 987
	INDONESIA	6 062 950	6 062 950	1 982 585	1 982 585
	OTHERS	7 222 484	8 994 044	2 529 131	3 503 455
	Sub Total	53 001 905	153 736 332	19 445 903	49 078 522
<b>Kedelai</b>					
	UNITED STATES	41 026 339	713 827 776	28 225 870	427 056 448
	ARGENTINA	0	20 486 820	0	13 659 134
	MALAYSIA	1 865 218	12 872 106	1 169 684	6 465 365
	BRAZIL	7 739 060	7 883 000	5 662 922	5 786 094
	ETHIOPIA	0	2 327 265	0	925 466
	OTHERS	589 950	3 140 621	432 387	1 462 213
	Sub Total	51 220 567	760 537 588	35 490 863	455 354 720
<b>Biji Gandum dan Mesl</b>					
	AUSTRALIA	182 050 820	1 094 663 639	85 554 974	505 756 643
	CANADA	131 848 833	1 015 984 979	64 306 280	450 453 006
	UNITED STATES	2 310 652	775 527 208	860 540	347 321 720
	CHINA	0	211 051 670	0	59 857 510
	ARGENTINA	0	77 371 460	0	33 993 860
	OTHERS	1 166 967	26 368 356	508 435	12 731 441
	Sub Total	317 377 272	3 200 967 312	151 230 229	1 410 114 180
<b>Tepung terigu</b>					
	AUSTRALIA	13 067 400	109 680 746	7 803 217	63 350 199
	TURKEY	18 237 750	124 845 400	9 411 421	60 016 668
	SRI LANKA	3 447 000	44 221 675	1 771 973	23 298 827
	BELGIUM	6 541 500	41 083 500	3 876 123	22 841 503
	CHINA	0	13 492 779	0	4 569 530
	OTHERS	1 739 850	9 604 248	722 560	3 802 469
	Sub Total	43 033 500	342 928 348	23 585 294	177 879 196
<b>Gula Pasir</b>					
	THAILAND	51 618 960	440 177 155	20 398 749	163 226 177
	MALAYSIA	3 681 000	22 648 250	1 588 680	8 851 927
	KOREA, REPUBLIC OF	1 544 000	18 551 620	738 514	7 922 302
	INDIA	0	12 487 000	0	4 307 514
	AUSTRALIA	425 000	3 452 500	184 790	1 286 262
	OTHERS	6 600	5 576 314	31 178	2 184 899
	Sub Total	57 275 560	502 892 839	22 941 911	187 779 081
<b>Gula Tebu</b>					
	THAILAND	17 900 012	224 985 012	5 923 483	73 867 405
	INDIA	1 109 365	24 507 697	429 196	7 379 685
	MALAYSIA	0	25 103	0	9 385
	BELGIUM	0	11	0	330
	HONG KONG	2	2	15	15
	OTHERS	0	0	0	0
	Sub Total	19 009 379	249 517 825	6 352 694	81 256 820

**I.7 IMPOR KOMODITI TERTENTU MENURUT NEGARA ASAL UTAMA  
CERTAIN COMMODITIES IMPORT BY MAIN COUNTRY OF ORIGIN**

**\*\* AGUSTUS / AUGUST 2008 \*\***

Komoditi Commodity	Negara Asal Country of Origin	Berat Bersih / Net Weight (Kg)		Nilai CIF / CIF Value (US\$)	
		Bulan ini Current month	Kumulatif Cum. Jan. to date	Bulan ini Current month	Kumulatif Cum. Jan. to date
<b>Daging Sejenis Lembu</b>					
	NEW ZEALAND	2 573 096	30 603 762	5 666 538	67 547 860
	AUSTRALIA	3 939 074	30 927 099	8 184 081	65 408 831
	CANADA	171 531	1 624 559	233 796	3 030 842
	UNITED STATES	0	831 684	0	1 254 461
	SINGAPORE	14 322	14 322	21 452	21 452
	OTHERS	0	810	0	1 750
	Sub Total	6 698 023	64 002 236	14 105 867	137 265 196
<b>Daging Ayam</b>					
	SINGAPORE	228 642	779 984	398 781	1 350 484
	BRAZIL	0	558 566	0	963 146
	UNITED STATES	272 046	494 832	463 613	875 450
	FRANCE	0	107 930	0	207 497
	MALAYSIA	0	5 430	0	12 387
	OTHERS	0	0	0	0
	Sub Total	500 688	1 946 742	862 394	3 408 964
<b>Garam</b>					
	AUSTRALIA	84 033 000	928 143 000	3 340 823	41 145 701
	INDIA	42 350 000	174 004 000	1 101 100	4 524 104
	NEW ZEALAND	72 000	528 000	24 480	169 480
	GERMANY, FED. REP. OF	108 132	134 317	63 468	120 175
	SINGAPORE	0	278 395	0	102 662
	OTHERS	63 009	321 518	33 624	137 728
	Sub Total	126 626 141	1 103 409 230	4 563 495	46 199 850
<b>Mentega</b>					
	NEW ZEALAND	234 865	3 602 293	1 060 418	15 617 705
	BELGIUM	260 206	1 140 492	1 648 977	7 593 714
	NETHERLANDS	200 185	1 641 679	297 341	5 677 794
	AUSTRALIA	1 516	479 218	10 518	1 922 052
	FRANCE	1 437	277 043	1 774	1 596 891
	OTHERS	103 330	632 712	334 446	2 170 446
	Sub Total	801 539	7 773 437	3 353 474	34 578 602
<b>Minyak Goreng</b>					
	MALAYSIA	582 003	9 240 094	954 457	13 618 894
	SINGAPORE	232 695	10 290 805	476 978	9 176 199
	THAILAND	1 500 700	3 612 693	2 442 133	4 385 862
	UNITED ARAB EMIRATES	278 660	2 449 820	467 341	3 919 836
	UNITED STATES	61 515	420 134	100 900	649 793
	OTHERS	10 826	438 531	19 059	789 944
	Sub Total	2 666 399	26 452 077	4 460 868	32 540 528
<b>Susu</b>					
	NEW ZEALAND	1 401 881	45 089 720	8 558 776	154 337 354
	UNITED STATES	4 259 410	28 268 739	11 855 553	108 129 680
	AUSTRALIA	1 734 760	18 567 661	6 539 490	73 966 307
	PHILIPPINES	1 445 954	12 142 183	6 748 953	57 542 322
	SINGAPORE	334 435	6 006 837	1 513 874	24 515 710
	OTHERS	3 747 767	29 853 210	12 880 281	101 290 139
	Sub Total	12 924 207	139 928 350	48 096 927	519 781 512
<b>Bawang Merah</b>					
	THAILAND	0	75 201 479	0	31 513 983
	VIET NAM	0	27 540 320	0	11 198 205
	MALAYSIA	148 634	8 191 362	94 933	4 066 022
	PHILIPPINES	0	7 875 185	0	3 176 077
	CHINA	400 800	2 094 340	130 812	820 840
	OTHERS	0	2 163 509	0	828 384
	Sub Total	549 434	123 066 195	225 745	51 603 511

**I.7 IMPOR KOMODITI TERTENTU MENURUT NEGARA ASAL UTAMA  
CERTAIN COMMODITIES IMPORT BY MAIN COUNTRY OF ORIGIN**

**\*\* AGUSTUS / AUGUST 2008 \*\***

Komoditi Commodity	Negara Asal Country of Origin	Berat Bersih / Net Weight (Kg)		Nilai CIF / CIF Value (US\$)	
		Bulan ini Current month	Kumulatif Cum. Jan. to date	Bulan ini Current month	Kumulatif Cum. Jan. to date
<b>Bawang putih</b>					
	CHINA	73 977 539	309 769 092	25 898 938	110 866 171
	MALAYSIA	31 252	1 391 812	20 210	634 829
	INDIA	76 800	383 292	32 749	143 621
	MOZAMBIQUE	171 000	171 000	68 400	68 400
	THAILAND	0	155 430	0	61 527
	OTHERS	0	156 909	0	44 476
	Sub Total	74 256 591	312 027 535	26 020 297	111 819 024
<b>Telur Unggas</b>					
	CHINA	0	71 031	0	42 210
	OTHERS	0	0	0	0
	Sub Total	0	71 031	0	42 210
<b>Kelapa</b>					
	INDIA	0	127 008	0	498 960
	VIET NAM	27 859	134 839	6 449	322 437
	PHILIPPINES	39 149	172 328	76 942	305 162
	AUSTRALIA	0	269 409	0	180 885
	THAILAND	121 004	332 753	59 373	174 075
	OTHERS	2 972	567 720	5 979	383 197
	Sub Total	190 984	1 604 057	148 743	1 864 716
<b>Kelapa Sawit</b>					
	PAPUA NEW GUINEA	1 503	19 134	205 994	1 705 926
	COSTA RICA	0	2 821	0	420 059
	MALAYSIA	0	2 982	0	346 685
	OTHERS	0	0	0	0
	Sub Total	1 503	24 937	205 994	2 472 670
<b>Lada</b>					
	CHINA	385 500	550 398	151 178	280 033
	SINGAPORE	23 941	77 209	71 553	103 545
	MALAYSIA	43 442	137 921	17 138	81 970
	INDONESIA	0	15 000	0	67 937
	INDIA	0	809	0	31 057
	OTHERS	10 957	12 650	5 235	14 941
	Sub Total	463 840	793 987	245 104	579 483
<b>Teh</b>					
	KENYA	65 797	1 027 831	172 568	2 356 992
	VIET NAM	246 380	2 002 924	288 155	1 880 065
	CHINA	218 010	585 037	154 078	760 885
	SRI LANKA	53 686	216 119	167 910	758 587
	INDIA	82 159	200 805	233 362	526 629
	OTHERS	64 385	509 993	296 089	1 314 457
	Sub Total	730 417	4 542 709	1 312 162	7 597 615
<b>Kopi</b>					
	VIET NAM	0	2 721 833	0	5 650 568
	BRAZIL	269 769	922 986	788 874	2 752 212
	EAST TIMOR	628 000	851 822	1 175 580	1 589 257
	UNITED STATES	89 748	231 169	349 709	808 825
	ITALY	0	49 736	0	628 510
	OTHERS	18 556	755 281	64 222	1 880 720
	Sub Total	1 006 073	5 532 827	2 378 385	13 310 092

**I.7 IMPOR KOMODITI TERTENTU MENURUT NEGARA ASAL UTAMA  
CERTAIN COMMODITIES IMPORT BY MAIN COUNTRY OF ORIGIN**

**\*\* AGUSTUS / AUGUST 2008 \*\***

Komoditi Commodity	Negara Asal Country of Origin	Berat Bersih / Net Weight (Kg)		Nilai CIF / CIF Value (US\$)	
		Bulan ini Current month	Kumulatif Cum. Jan. to date	Bulan ini Current month	Kumulatif Cum. Jan. to date
<b>Kakao</b>					
	COTE D'IVOIRE	0	13 013 000	0	33 904 211
	CAMEROON	0	4 179 048	0	10 819 885
	PAPUA NEW GUINEA	0	3 411 000	0	8 942 028
	NIGERIA	0	1 008 800	0	2 440 019
	MALAYSIA	0	703 500	0	1 541 069
	OTHERS	100 000	301 178	325 366	969 541
	Sub Total	100 000	22 616 526	325 366	58 616 753
<b>Cabe (segar-dingin)</b>					
	INDIA	39 000	164 461	32 760	132 034
	AUSTRALIA	6 981	14 960	18 699	38 501
	THAILAND	37 950	37 950	32 258	32 258
	SINGAPORE	0	16 139	0	17 956
	MALAYSIA	0	31 389	0	16 098
	OTHERS	0	18 570	0	12 047
	Sub Total	83 931	283 469	83 717	248 894
<b>Cabe (kering-tumbuk)</b>					
	INDIA	1 389 441	7 443 063	1 112 548	5 750 508
	CHINA	262 372	2 170 338	306 533	2 189 189
	MALAYSIA	106 173	941 192	62 050	497 722
	THAILAND	125 288	227 988	88 712	151 765
	GERMANY, FED. REP. OF	0	15 203	0	67 305
	OTHERS	20 124	68 836	33 988	85 948
	Sub Total	1 903 398	10 866 620	1 603 831	8 742 437
<b>Cabe (awet sementara)</b>					
	INDIA	0	177 553	0	122 493
	TAIWAN	0	44 400	0	27 667
	VIET NAM	0	27 290	0	17 004
	CHINA	0	17 100	0	15 048
	OTHERS	0	0	0	0
	Sub Total	0	266 343	0	182 212
<b>Tembakau</b>					
	CHINA	1 630 980	16 421 529	6 332 121	53 608 851
	BRAZIL	534 600	9 861 814	1 774 912	33 162 261
	TURKEY	284 734	5 257 628	1 757 483	23 979 571
	UNITED STATES	223 239	3 482 378	1 616 392	22 447 533
	SINGAPORE	1 030 379	5 567 046	4 550 590	17 749 685
	OTHERS	1 066 792	14 097 712	4 942 631	64 101 535
	Sub Total	4 770 724	54 688 107	20 974 129	215 049 436
<b>Ubi Kayu</b>					
	CHINA	0	5 000	0	4 000
	OTHERS	0	0	0	0
	Sub Total	0	5 000	0	4 000

**K1. IMPOR KAWASAN BERIKAT / BOUNDED ZONE IMPORT**  
**MENURUT GOLONGAN BARANG 2 DIJIT HS / BY COMMODITY 2 DIGITS HS**  
**\*\* AGUSTUS / AUGUST 2008 \*\***

HS	Uraian Golongan Barang Group description	Berat Bersih / Net weight (Kg)		Nilai CIF / CIF Value (US\$)	
		Bulan ini Current month	Kumulatif Cum. Jan. to date	Bulan ini Current month	Kumulatif Cum. Jan. to date
03	Fish And Crustaceans	397 435	10 511 819	807 124	18 805 230
04	Dairy Products, Bird'S Eggs, Natural Honey	0	15 208 373	0	70 359 219
05	Products Of Animal Origin	19 243	234 484	232 838	3 182 144
06	Live Trees And Other Plants	1 310	2 779	20 527	41 574
07	Edible Vegetables And Certain Roots And Tubers	988	87 476	2 401	56 465
08	Edible Fruits And Nuts	2 635	45 172	5 637	81 441
09	Coffee, Tea, Mate, And Spices	97 818	719 231	339 662	1 452 479
10	Cereals	11 467	59 485	25 500	84 664
11	Products Of The Milling Industry; Malt, Starches	12 686 878	23 947 620	4 629 842	8 950 648
12	Oil Seeds, Oleaginous Fruits; Grains,Seed, Fruits	136 836	1 950 447	318 884	3 992 426
13	Lac; Gums; Resins, Other Vegetable Saps, Extracts	129 134	666 623	282 098	1 484 521
14	Vegetable Plaiting Materials; Vegetable Products	2 394	36 356	10 602	65 708
15	Animal-Vegetable Oils/Fats, Their Cleavage Prod.	892 796	12 030 418	1 422 385	14 551 096
16	Preparations Of Meat/Fish/Crustaceans/Molluscs	5 971	92 810	54 217	624 223
17	Sugar And Sugar Confectionery	749 517	5 154 160	668 795	3 107 603
18	Cocoa And Cocoa Preparations	7 572	43 270	142 285	729 060
19	Prep.Of Cereals, Flour, Starch, Milk, Cooks' Prod.	105 013	1 346 660	242 519	2 264 485
20	Prep. Of Vegetables, Fruits, Nuts, Part Of Plants	24 212	1 680 351	51 367	2 022 008
21	Miscellaneous Edible Preparations	22 260	87 842	92 964	701 591
22	Beverages, Spirit, And Vinegar	16 290	671 771	43 397	2 263 919
23	Residues And Waste From The Food Industries	474	41 945	2 858	57 076
24	Tobacco And Manufactured Tobacco Substitutes	225 547	11 250 612	2 275 740	46 480 283
25	Salts; Sulphur; Earths, Stone; Lime, Cemen	21 134 609	212 168 051	13 493 185	72 113 305
26	Ores, Slag, And Ash	212 277	1 245 854	378 691	1 500 479
27	Mineral Fuels/Oils, Prod. Of Their Distillation	28 322 985	156 383 209	37 193 421	181 362 158
28	Inorganic Chemicals	17 301 081	139 083 757	12 299 356	86 847 546
29	Organic Chemicals	17 511 985	108 368 079	27 409 071	177 604 316
30	Pharmaceutical Products	153 687	798 342	364 110	4 331 596
31	Fertilizers	22 601	261 708	13 505	256 353
32	Tanning Or Dyeing Extracts	1 684 668	17 903 433	7 889 610	75 959 639
33	Essential Oils & Resinoids; Perfumery, Cosmetic	41 973	343 861	2 341 404	14 832 851
34	Soap, Organic Surface-Active Agent, Lubric. Prep.	801 020	7 913 891	2 630 603	26 152 016
35	Albuminoidal Substances; Glues; Enzymes	2 497 679	30 040 787	6 471 808	47 568 146
36	Explosives; Pyrotechnic Prod.; Matches;	20 382	285 162	736 721	4 760 113
37	Photographic And Cinematographic Goods	111 017	1 764 005	581 256	12 710 447
38	Miscellaneous Chemical Products	2 021 552	22 671 542	7 814 242	86 272 813
39	Plastics And Articles Thereof	51 844 636	343 182 864	134 102 952	851 227 021
40	Rubber And Articles Thereof	6 214 770	48 412 641	21 888 482	148 900 382
41	Raw Hides, Skins, And Leather	2 320 365	20 799 893	13 206 368	146 226 961
42	Articles Of Leather; Saddlery, Travel Goods	96 648	450 513	760 314	5 701 374
43	Furskins And Artificial Fur; Manufact. Thereof	445	47 942	7 125	787 670
44	Wood And Articles Of Wood; Wood Charcoal	9 708 455	65 531 926	4 318 877	35 704 575
45	Cork And Articles Of Cork	14 828	64 222	42 810	302 357
46	Manufact. Of Straw, Plaiting Materials	290	98 506	4 303	204 300
47	Pulp Of Wood Or Of Fibrous Cellulosic Material	25 681 349	214 066 056	21 588 392	200 365 778
48	Paper & Paperboard; Articles Of Paper Pulp	9 174 669	74 521 727	19 998 053	170 651 968
49	Printed Books, Newspapers, Pictures	136 880	826 149	987 970	10 054 911
50	Silk	65 656	982 988	513 334	8 213 595
51	Wool, Fine Or Coarse Animal Hair; Woven Fabrics	263 847	2 606 830	4 389 331	35 352 132
52	Cotton	13 539 955	148 985 599	57 595 711	593 674 217
53	Other Vegetable Textile Fibres; Paper Yarns	184 262	3 273 719	351 022	14 407 814
54	Man-Made Filaments	5 557 331	44 380 428	37 095 221	331 982 803
55	Man-Made Staple Fibres	6 745 797	49 867 126	23 059 572	186 927 058
56	Wadding, Felt, And Non-Wovens	1 297 230	10 218 186	6 502 159	50 768 217
57	Carpets And Other Textile Floor Coverings	94 172	1 492 373	502 869	3 563 035
58	Special Woven Fabrics; Tufted Textile Fabrics	1 369 120	13 199 926	12 832 822	129 408 551
59	Impregnated, Coated, Covered Textile Fabrics	965 560	8 984 465	10 294 408	82 822 762
60	Knitted Or Crocheted Fabrics	7 157 079	61 905 668	52 179 272	458 084 568
61	Articles Of Apparel, Knitted Or Crocheted	495 370	4 699 471	3 833 905	31 823 801
62	Articles Of Apparel, Not Knitted Or Crocheted	243 112	2 840 747	2 655 902	26 509 309
63	Other Made Up Textile Articles; Worn Clothing	179 954	1 724 894	1 072 340	8 080 760
64	Footwear, Gaiters; Parts Of Such Articles	441 896	3 001 341	3 674 444	27 287 305
65	Headgear And Parts Thereof	17 799	264 395	231 677	2 747 775
66	Umbrellas, Seat-Sticks, Whips, Riding Crops	213 552	286 813	376 745	784 715
67	Prepared Feathers, Artificial Flowers	888	85 226	17 107	855 564
68	Articles Of Stone, Cement, Asbestos, Mica	486 298	6 565 429	1 180 353	16 351 660
69	Ceramic Products	1 214 341	23 031 378	2 466 585	36 870 705
70	Glass And Glassware	8 127 441	70 341 974	8 968 390	87 283 200
71	Natural And Cultured Pearls, Precious Stones	13 718	228 096	4 054 667	41 063 486
72	Iron And Steel	58 919 819	543 422 480	89 150 665	674 948 261
73	Articles Of Iron And Steel	34 691 870	303 773 176	105 285 065	739 584 924
74	Cooper And Articles Thereof	14 003 376	64 083 881	111 440 970	468 004 056
75	Nickel And Articles Thereof	80 177	755 763	873 912	7 931 921
76	Aluminium And Articles Thereof	3 712 979	32 092 170	13 923 931	116 622 489
78	Lead And Articles Thereof	191 806	1 171 209	636 062	4 574 379
79	Zinc And Articles Thereof	527 591	5 316 677	1 606 264	16 767 424
80	Tin And Articles Thereof	812 719	4 450 120	3 108 606	17 496 656
81	Other Base Metal; Cermets; And Articles Thereof	12 630	182 522	703 801	4 837 156
82	Tools, Implements, Cutlery, Spoon & Forks	186 868	3 773 459	2 725 312	32 520 675
83	Miscellaneous Articles Of Base Metal	1 600 657	14 771 458	10 136 531	70 911 494
84	Nuclear Reactors, Boilers, Machinery, Parts	21 838 055	216 023 239	322 756 637	3 073 518 286
85	Electrical Machinery & Equipments	27 944 262	243 333 879	580 862 303	4 947 339 902
86	Railway/Tramway Locomotive, Mechanical Traffic	51 009	1 121 724	337 864	6 059 212
87	Vehicles Other Than Railway/Tramway, Parts	16 285 587	179 384 317	108 721 695	1 429 876 400
88	Aircraft And Its Components	3 009	66 730	1 115 327	24 739 141
89	Ships, Boat, And Floating Structures	664 819	7 387 733	7 476 726	36 304 392

90	Optical, Photographic, Cinematographic	1 132 893	10 018 490	39 026 037	335 822 336
91	Clocks And Watches And Parts Thereof	5 843	56 603	64 535	1 047 807
92	Musical Instruments; Parts And Accessories	1 173 713	8 016 859	8 994 830	66 341 958
93	Arms And Ammunition; Parts And Accessories	1 235	4 140	47 479	95 186
94	Furniture, Bedding, Mattress Support, Cushion	891 163	6 972 647	5 635 515	46 195 551
95	Toys, Games And Sports Requisites; Parts	153 276	784 361	4 384 534	38 886 615
96	Miscellaneous Manufactured Articles	414 921	4 938 698	6 722 841	64 807 325
97	Works Of Arts, Collectors' Piece And Antiques	23	11 122	515	113 346
98	Vehicles In-Ckd And Their Components	33 575	7 958 212	280 855	46 892 035
99	Postal Packages, Parcels, And Returned Goods	0	2 137	0	15 208
<b>Total Import</b>		<b>446 574 894</b>	<b>3 671 944 702</b>	<b>2 008 060 919</b>	<b>16 990 874 105</b>

<http://www.bps.go.id>

**K.2 IMPOR KAWASAN BERIKAT / BOUNDED ZONE IMPORT**  
**MENURUT GOLONGAN BARANG (SITC) / BY SITC COMMODITY GROUP**  
**\*\* AGUSTUS / AUGUST 2008 \*\***

SITC	Uraian Golongan Barang Group description	Berat Bersih / Net weight (Kg)		Nilai CIF / CIF Value (US\$)	
		Bulan ini Current month	Kumulatif Cum. Jan. to date	Bulan ini Current month	Kumulatif Cum. Jan. to date
<b>A. By commodity 1 digit SITC</b>					
0	Food And Live Animals	1 425 718	35 705 390	2 439 447	102 042 972
1	Beverages And Tobacco	237 807	11 590 732	2 298 458	48 250 409
2	Crude Materials, Inedible	67 630 544	594 036 749	79 440 459	650 093 006
3	Mineral Fuels, Lubricants, Etc	27 907 402	155 003 633	36 871 633	180 031 600
4	Animal & Vegetable Oils/Fats	943 526	12 345 791	1 636 592	15 584 209
5	Chemicals	101 541 907	662 156 988	177 833 258	1 208 801 744
6	Manufactured Goods	168 925 771	1 462 053 604	570 303 806	4 273 779 699
7	Machinery & Transportation Equipments	66 860 983	655 267 553	1 021 221 757	9 556 429 100
8	Miscellaneous Manufactured Articles	11 095 544	83 724 581	113 485 272	931 150 412
9	Special Commodities & Transaction	5 692	59 701	2 530 237	24 710 954
<b>B. By commodity 2 digit SITC</b>					
01	Meat And Meat Preparations	5 540	8 832	45 620	64 299
02	Dairy Product And Eggs	0	15 228 336	0	70 488 729
03	Fish, Crustaceans, Molluscs And Their Preparations	397 866	10 586 697	815 721	19 313 263
04	Cereals And Cereal Preparations	86 278	1 015 884	246 141	1 832 039
05	Fruits And Vegetables	55 384	1 959 605	81 151	2 260 294
06	Sugar, Sugar Preparations, And Honey	749 517	5 155 628	668 795	3 123 823
07	Coffee, Tea, Cocoa, And Spices	105 486	764 874	482 661	2 289 749
08	Feeding Stuff For Animals	474	42 149	2 858	64 096
09	Miscellaneous Food Preparations	25 173	943 385	96 500	2 606 680
11	Beverages	12 260	340 120	22 718	1 770 126
12	Tobacco And Tobacco Manufactured	225 547	11 250 612	2 275 740	46 480 283
21	Hides, Skins And Furskins	154 553	406 568	391 403	1 040 863
22	Oil Seeds, Nuts, And Kernels	0	730	0	8 449
23	Crude Rubber	5 274 356	40 116 470	13 881 719	89 537 570
24	Wood, Lumber, And Cork	1 557 792	12 998 933	1 206 718	10 903 896
25	Pulp And Waste Paper	25 681 349	214 066 056	21 588 392	200 365 778
26	Textile Fibres And Their Waste	12 885 528	131 064 085	27 223 661	259 518 128
27	Crude Fertilizers And Crude Minerals	21 525 006	185 805 681	13 811 302	70 390 728
28	Metalliferous Ores And Metal Scraps	263 043	6 688 503	472 315	9 576 961
29	Crude Animals And Vegetable Materials, Nes	288 917	2 889 723	864 949	8 750 633
32	Coal, Coke, And Briquettes	235 849	279 997	215 648	311 174
33	Petroleum And Petroleum Products	27 669 488	154 640 755	36 636 569	178 884 816
34	Gas; Natural And Manufactured	2 065	82 881	19 416	835 610
41	Animal Oils And Fats	6 905	216 717	181 200	1 308 479
42	Fixed Vegetable Oils/Fats	308 820	10 763 684	681 889	11 388 188
43	Animal Vegetable Oils/Fats	627 801	1 365 390	773 503	2 887 542
51	Organic Chemicals	17 520 343	108 578 146	27 296 220	173 298 798
52	Inorganic Chemicals	17 299 867	139 072 780	12 285 908	86 779 157
53	Dyeing, Tanning, And Colouring Materials	1 760 211	19 868 926	8 083 928	81 339 260
54	Medical And Pharmaceutical Products	156 684	794 971	593 509	9 348 589
55	Essential Oils And Perfumery Materials	527 967	4 995 813	4 134 394	30 755 996
56	Manufactured Fertilizers	2 346	62 937	3 592	51 459
57	Plastics In Primary Forms	44 080 214	284 637 333	91 030 548	577 542 183
58	Plastics In Non-Primary Forms	2 914 327	27 704 703	14 870 244	103 946 243
59	Chemical Materials And Its Products, Nes	17 279 948	76 441 359	19 534 915	145 740 059
61	Leather, Leather Med, Nes	2 170 042	20 455 913	12 868 533	146 502 465
62	Rubber Manufactured, Nes	905 862	7 968 300	7 762 514	57 357 369
63	Wood And Cork Manufactured	8 165 491	52 597 215	3 154 969	25 103 036
64	Paper, Paperboard, And Manufactured Thereof	8 655 333	69 731 076	15 281 162	111 607 748
65	Textile Yarns, Fabrics, And Their Products	24 634 892	217 488 955	179 728 344	1 649 142 342
66	Non Metallic Minerals Manufactured	9 905 954	127 174 655	12 325 178	139 644 609
67	Iron And Steel	82 912 051	771 191 802	150 016 694	1 142 424 314
68	Non Ferrous Metals	18 850 497	101 712 473	127 192 379	606 820 435
69	Manufactured Of Metal, Nes	12 725 649	93 733 215	61 974 033	395 177 381
71	Power Generating Machine And Equipments	4 221 486	36 297 989	46 544 895	499 008 997
72	Machinery Specialized For Particular Industry	5 618 685	60 936 099	61 330 847	738 516 176
73	Metalworking Machinery	1 068 882	11 254 810	16 892 616	128 942 162
74	General Industrial Machinery And Equipments	10 346 302	102 054 705	93 325 009	931 684 808
75	Office Machinery And Automatic Data Processing	3 984 269	36 242 021	161 064 111	1 271 119 998
76	Telecommunication And Reproducers Apparatus	5 740 148	46 112 052	165 863 936	1 502 551 305
77	Electrical Machinery And Apparatus	18 857 402	169 540 105	358 788 146	2 969 477 144
78	Road Vehicles	16 347 406	184 908 825	108 581 000	1 450 126 548
79	Other Transportation Equipments	676 403	7 920 947	8 831 197	65 001 962
81	Sanitary, Plumbing, And Fittings	612 868	5 794 289	3 704 397	34 562 545
82	Furniture	271 318	2 360 790	1 711 919	14 154 077
83	Traveling Goods	85 745	348 753	465 194	3 224 660
84	Clothing	961 867	10 143 274	9 093 203	80 560 950
85	Footwear	441 896	3 001 341	3 674 444	27 287 305
87	Professional, Scientific, And Contractor Instruments	864 284	7 853 857	16 908 211	133 649 852
88	Photographic Apparatus, Equipments And Optics	396 768	4 031 138	16 884 498	162 165 714
89	Miscellaneous Manufactured Articles	7 460 798	50 191 139	61 043 406	475 545 309
91	Postal packages	0	2 137	0	15 208
96	Coin; Not Being Legal Tender	12	12	2 776	2 776
97	Gold; Non Monetary	5 679	57 550	2 526 342	24 691 425
99	Gold Coin And Current Coin	1	2	1 119	1 545
<b>C. By commodity 3 digit SITC</b>					
017	Meat And Edible Meat Offal, Prepared Or Preserved	5 540	8 832	45 620	64 299
022	Milk, Cream, And Milk Products Other Than Butter Or Cheese	0	15 207 862	0	70 358 422
023	Butter And Other Fats From Milk	0	764	0	1 279

025	Eggs, Birds, And Egg Yolks; Fresh, Dried Or Otherwise Prese	0	19 710	0	129 028
034	Fish, Fresh, Chilled Or Frozen	375 000	10 162 782	740 000	17 384 084
035	Fish, Dried Salted Or In Brine; Smoked Fish	0	9 230	0	236 560
036	Crustaceans, Molluscs, And Aquatic Invertebrates	22 435	339 807	67 124	1 184 586
037	Fish, Crustaceans, Molluscs, And Other Aquatic Invertebrates	431	74 878	8 597	508 033
041	Wheat And Meslin, Unmilled	11 467	59 437	25 500	83 772
045	Cereals, Unmilled	0	48	0	892
046	Meal And Flour Of Wheat And Flour Of Meslin	1	101	4	1 271
047	Other Cereal Meals And Flours	83	29 561	175	93 095
048	Cereal Preparations And Preparations Of Flours/Starches Of Fr	74 727	926 737	220 462	1 653 009
054	Vegetables, Fresh, Chilled, Frozen Or Simply Preserved	879	87 089	1 715	53 720
056	Vegetables, Roots And Tubers, Prepared Or Preserved Nes	46 440	315 429	63 879	618 652
057	Fruit And Nut; Fresh Or Dried	2 635	44 308	5 637	77 384
058	Fruits, Preserved And Preparations	2 180	1 501 391	5 500	1 494 871
059	Fruit And Vegetable Juices	3 250	11 388	4 420	15 667
061	Sugar, Molasses, And Honey	749 492	5 154 135	667 155	3 105 963
062	Sugar Confectionery	25	1 493	1 640	17 860
071	Coffee And Coffee Substitutes	55 560	230 102	214 586	910 040
072	Cocoa	220	2 756	2 373	56 302
073	Chocolate And Other Food Preparations Containing Cocoa	7 352	40 514	139 912	672 758
074	Tea And Mate	18 097	403 730	28 808	395 883
075	Spices	24 257	87 772	96 982	254 766
081	Feeding Stuff For Animals	474	42 149	2 858	64 096
091	Margarine And Shortening	2	239 159	243	1 021 435
098	Edible Products And Preparations	25 171	704 226	96 257	1 585 245
111	Non-Alcoholic Beverages, Nes	4 051	19 039	2 057	81 497
112	Alcoholic Beverages	8 209	321 081	20 661	1 688 629
121	Tobacco, Unmanufactured And Refused	90 710	10 751 350	781 386	42 273 434
122	Tobacco, Manufactured	134 837	499 262	1 494 354	4 206 849
211	Hides And Skins, Raw	154 553	406 086	391 403	1 032 804
212	Furskins, Raw	0	482	0	8 059
222	Oil Seeds Use For Extraction Ofsoft Fixed Vegetable Oils	0	60	0	720
223	Oil Seeds Use For Extraction Of Other Fixed Vegetable Oils	0	670	0	7 729
231	Natural Rubber Latex;Natural Rubber And Similar Natural Gum	108 093	2 288 100	330 622	6 378 621
232	Synthetic Rubber Latex, Synthetic/Reclaimed Rubber	5 166 263	37 828 370	13 551 097	83 158 949
244	Cork,Natural,Raw And Waste	758	29 712	18 312	72 758
245	Fuel Wood And Wood Charcoal	1 183	50 191	9 128	222 334
246	Wood In Chips Or Particles And Waste	7	20 157	149	5 141
247	Wood In The Rough Or Roughly Squared	634 807	4 000 101	299 955	1 569 817
248	Wood,Simply Worked And Railway Sleeper Of Wood	921 037	8 898 772	879 174	9 033 846
251	Pulp And Waste Paper	25 681 349	214 066 056	21 588 392	200 365 778
261	Silk	8 704	193 443	83 027	1 671 302
263	Cotton	7 910 405	94 544 105	16 353 243	174 605 672
264	Jute And Other Textile Bast Fibres	168 668	1 924 362	140 549	1 742 711
265	Vegetable Textile Fibres,Raw Or Processed;Waste Of These	708	308 156	9 783	2 083 815
266	Synthetic Fibres Suitable For Spinning	4 068 830	25 472 470	7 567 845	48 169 675
267	Other Man-Made Fibres Suitable For Spinning And Waste	631 883	8 009 911	2 167 649	24 986 853
268	Wool And Other Animal Hair	83 765	585 201	874 054	6 107 253
269	Old Clothing And Other Old Textile Articles; Rags	12 565	26 437	27 511	150 847
272	Fertilizers, Crude	106 798	344 372	117 111	355 188
273	Stone, Sand And Gravel	5 501 060	33 556 762	271 024	2 618 954
274	Sulphur And Unroasted Iron Pyrites	14 632 024	86 036 479	12 247 060	53 922 672
277	Natural Abrasives	173 306	10 894 676	117 300	9 939 105
278	Other Crude Minerals	1 111 818	54 973 392	1 058 807	9 554 809
281	Iron Ore And Concentrates	39 251	333 384	60 189	278 269
282	Waste And Scrap Metal Of Iron/Steel	54 442	3 852 147	101 519	3 969 946
283	Copper Ores And Concentrates	0	64 909	0	318 462
284	Nickel Ores And Concentrates	93	76 072	532	252 004
285	Aluminium Ores And Concentrates	1 214	10 977	13 448	68 389
286	Ores And Concentrates Of Uraniumand Thorium	0	31 288	0	25 704
287	Ores And Concentrates Of Basemetals	55 964	702 387	81 585	871 923
288	Non-Ferrous Base Metal Waste And Scraps	112 079	1 617 229	215 042	3 790 771
289	Ores And Concentrates Of Precious Metals; Waste,Scraps	0	110	0	1 493
291	Crude Animal Materials	19 243	234 484	232 838	3 182 144
292	Crude Vegetable Materials	269 674	2 655 239	632 111	5 568 489
321	Coals, Pulverized Or Not	124 874	158 373	177 917	225 716
322	Briquettes, Lignite And Peat	0	1	0	21
325	Coke And Semi Coke Of Coal/Lignite/Peat	110 975	121 623	37 731	85 437
333	Petroleum Oil, Crude	16 000	9 404 594	32 000	8 186 896
334	Petroleum Products, Refined	27 515 731	144 222 474	36 335 371	168 685 492
335	Residual Petroleum Products, And Related Materials	137 757	1 013 687	269 198	2 012 428
342	Liquefied Propane And Butane	3	2 586	26	99 732
343	Natural Gas, Liquefied Or Not	1 110	1 762	10 643	26 684
344	Petroleum Gases And Other Gas	952	9 343	8 747	41 018
345	Coal Gas, Water Gas And Similar Gas	0	69 190	0	668 176
411	Animal Oils And Fats	6 905	216 717	181 200	1 308 479
421	Fixed Vegetable Fats And Oils Soft,Crude,Refined Or Fraction	281 880	3 337 411	624 608	5 855 005
422	Fixed Vegetable Fats And Oils Solid,Crude,Refined Or Fractio	26 940	7 426 273	57 281	5 533 183
431	Animal And Vegetable Oil; Fat Processed And Their Wax	627 801	1 365 390	773 503	2 887 542
511	Hydrocarbon And Their Halogenated, Nitrated Derivatives	1 329 249	5 371 211	2 640 564	9 822 100
512	Alcohols,Phenols,Pheno-Alcohols And Their Halogenated	12 922 208	79 067 079	16 946 396	109 980 219
513	Carboxylic Acids,And Their Anhydrides,Halides,Peroxides	999 458	7 850 088	2 135 749	15 645 656
514	Nitrogen-Function Compounds	1 296 538	9 592 340	2 957 583	20 996 795
515	Organo-Inorganic And Heterocyclic Compounds	439 904	2 906 722	1 096 906	6 351 332
516	Other Organic Chemicals	532 986	3 790 706	1 519 022	10 502 696
522	Inorganic Chemical Elements, Oxides And Halogen Salts	8 540 145	66 937 668	8 363 100	55 384 534
523	Metallicsalts And Peroxysalts	8 538 798	61 975 551	3 001 831	24 482 588
524	Other Inorganic Chemicals;Chemical Compound Of Precious	220 812	10 151 433	920 761	6 693 629
525	Radioactive And Associated Materials	112	8 128	216	218 406
531	Synthetic Organic; Colouring Matter	330 354	3 502 160	1 472 553	12 533 766
532	Dyeing/Tanning Extracts And Synthetic Tanning Materials	76 140	795 821	141 866	1 468 489
533	Pigments, Paints, Varnishes, And Related Materials	1 353 717	15 570 945	6 469 509	67 337 005
541	Medicinal And Pharmaceutical Products	11 513	240 116	273 932	6 035 762
542	Medicaments, Including Veterinary Medicaments	145 171	554 855	319 577	3 312 827



551	Essential Oils, Perfumes, And Flavour Materials	13 527	227 429	141 520	3 075 378
553	Perfumery, Cosmetics, And Toilet Preparations	28 446	116 432	2 199 884	11 757 473
554	Soap,Cleansing And Polishing Preparations	485 994	4 651 952	1 792 990	15 923 145
562	Fertilizers, Manufactured	2 346	62 937	3 592	51 459
571	Polymers Of Ethylene In Primary Forms	19 190 421	94 267 127	32 875 949	157 592 219
572	Polimers Of Styrene In Primary Forms	6 153 394	57 913 017	13 152 742	111 026 792
573	Polimers Of Vinyl Chloride In Primary Forms	2 459 882	12 473 288	5 345 641	28 814 029
574	Poliacetals And Polycarbons In Primary Forms	3 715 717	31 304 390	12 129 307	86 575 724
575	Other Plastics In Primary Forms	12 073 453	86 835 460	27 438 789	193 183 661
579	Waste And Scrap Of Plastics	487 347	1 844 051	88 120	349 758
581	Tubes, Pipes, And Hoses Of Plastics	233 737	1 391 747	2 273 564	10 312 577
582	Plates, Sheets, And Film Of Plastics	2 655 252	25 922 809	12 392 271	91 140 534
583	Monofilament And Rod Of Plastics	25 338	390 147	204 409	2 493 132
591	Disinfectants, Insecticides, And Fungicides Put In Forms	87 323	2 684 573	402 377	15 283 276
592	Starches, Inulin, And Wheat Gluten Buminoidal Substances;	15 177 719	53 795 774	11 005 286	55 640 806
593	Explosive And Pyrotechnic Products	14 651	134 514	717 919	4 353 973
597	Additive For Mineral Oils	369 449	3 279 582	1 022 870	10 338 196
598	Miscellaneous Chemical Products	1 630 806	16 546 916	6 386 463	60 123 808
611	Leathers	2 165 812	20 393 807	12 814 965	145 194 157
612	Manufactures And Composition Leathers	4 230	62 080	53 568	1 307 861
613	Furskins, Tanned Or Dressed	0	26	0	447
621	Materials Of Rubber	437 340	3 175 617	3 314 503	20 336 045
625	Rubber Tyre,Tyre Cases,Tyre Treads,Inner Tubes, And Tyre Fl	11 189	270 899	92 319	886 998
629	Articles Of Rubbers	457 333	4 521 784	4 355 692	36 134 326
633	Cork Manufactures	14 070	34 510	24 498	229 599
634	Veneers,Plywood,Improved/Reconstituted Wood Worked	7 885 511	50 223 379	2 608 997	19 215 965
635	Wood Manufactures	265 910	2 339 326	521 474	5 657 472
641	Papers And Paperboards	6 207 378	49 567 986	8 069 830	62 544 333
642	Paper And Paperboard Cut To Size/Shape And Article Of Pap	2 447 955	20 163 090	7 211 332	49 063 415
651	Textile Yarns	2 343 986	23 624 453	11 461 165	136 398 455
652	Cotton Fabrics, Woven	5 483 517	51 610 200	40 987 951	409 214 153
653	Fabrics, Woven, Of Man-Made Fibres	5 668 448	42 636 392	41 638 098	343 808 178
654	Textile Fabrics, Woven, Other Than Of Cotton Or Man-Made Fi	295 463	3 762 373	4 484 190	42 875 190
655	Knitted Or Crocheted Fabrics	7 157 079	61 905 668	52 179 272	458 084 568
656	Tulle,Lace,Embroidery,Ribbons,Trimmings And Other Small W	1 054 081	10 681 086	10 367 046	109 751 365
657	Special Yarns,Textile Fabrics	2 284 342	19 436 186	16 950 327	136 513 687
658	Made-Up Articles, Wholly/Chiefly Of Textile Materials	166 950	1 711 729	1 046 775	8 029 992
659	Floor Coverings	181 026	2 120 868	613 520	4 466 754
661	Lime,Cement And Fabricated Construction Materials	356 557	30 704 119	107 060	6 315 204
662	Clay And Refractory Construction Materials	1 145 385	19 393 048	1 009 556	18 201 118
663	Mineral Manufactures	288 077	5 828 330	2 631 735	29 119 189
664	Glass	8 075 847	69 646 139	8 122 273	80 214 520
665	Glassware	36 335	403 246	380 364	2 460 227
666	Pottery	1 117	1 176 085	14 837	2 623 135
667	Pearl, Precious And Semi Precious Stones	2 636	23 688	59 353	711 216
671	Pig Iron,Spiegeleisen,Sponge Iron, And Ferro-Alloys	334 005	2 292 029	702 955	4 578 624
672	Ingots And Other Iron/Steel In Primary Forms	3 469 354	26 960 812	7 865 161	47 533 375
673	Flat Rolled Products, Not Clad	17 235 576	187 202 692	22 140 621	206 976 386
674	Flat Rolled Products, Clad Or Plated	8 473 924	82 975 931	10 785 774	91 803 975
675	Flat Rolled Products And Alloy Steels	15 163 807	113 901 339	24 761 922	155 225 599
676	Iron/Steel Bars, Rods, Angels, Shaped And Sections	12 186 346	113 964 049	18 126 768	133 168 936
677	Rail/Railway And Tractor Construction Of Iron/Steel Materials	364 161	1 397 597	604 571	2 166 689
678	Wire Of Iron/Steel	2 009 333	14 378 734	4 789 221	34 570 151
679	Tubes, Pipes, Hollow Profile, Pipe Fitting Of Iron/Steel	23 675 545	228 118 619	60 239 701	466 400 579
681	Silver, Platinum, And Other Metal Of The Platinum Groups	963	47 009	863 666	6 631 225
682	Copper	13 746 527	62 477 385	107 419 266	454 374 391
683	Nickel	76 928	655 071	744 433	7 302 337
684	Aluminium	3 527 592	27 977 417	12 914 562	100 196 162
685	Lead	188 792	1 158 855	617 381	4 450 673
686	Zinc	497 641	4 898 186	1 505 192	14 981 272
687	Tin	811 732	4 421 447	3 096 463	17 029 386
689	Miscellaneous Non-Ferrous Basemetals Employed In Metallur	322	77 103	31 416	1 854 989
691	Structuctures And Parts Of Iron/Steel Or Aluminium	4 463 284	29 881 511	5 852 242	65 987 744
692	Metal Containers For Storage And Transportations	2 228 087	8 992 326	14 798 430	33 318 515
693	Wire Products And Fencing Grills	942 985	8 094 210	3 198 088	30 425 766
694	Nails, Screws, Nuts, Bolts, Rivets Of Iron/Steel Or Copper	1 276 694	9 648 961	12 038 702	73 619 785
695	Tools For Used In The Hand Or In Machines	167 101	3 591 659	2 579 028	28 777 983
696	Cutlery	15 519	167 444	126 954	3 577 822
697	Household Equipment Of Base Metals	105 510	1 549 235	1 001 586	12 128 244
699	Manufactures Of Base Metals	3 526 469	31 807 869	22 379 003	147 341 522
711	Steam And Other Vapour Generating Boilers And Parts	128 580	1 143 706	371 542	14 689 169
712	Steam Or Other Generating Boilers And Parts	236 248	1 122 700	908 973	7 089 628
713	Internal Combustion Piston Engines And Parts	1 301 592	12 151 721	14 155 119	155 271 712
714	Engines And Motors, Non-Electric And Parts	26 467	2 601 435	545 146	62 917 745
716	Rotating Electric Plants And Parts	2 125 598	15 922 245	26 992 328	228 084 757
718	Other Power Generating Machines And Parts	403 001	3 356 182	3 571 787	30 955 986
721	Agricultural Machinery And Parts	172 012	819 334	1 511 124	7 220 003
722	Tractors	7 657	55 262	454 892	859 233
723	Civil Engineering And Contractor Plants And Equipments/Parts	2 330 935	24 840 739	15 788 202	175 080 086
724	Textile/Leather Machinery And Parts	1 391 012	12 321 759	14 643 490	149 479 017
725	Papermill/Pulpmill Machinery And Paper Cutting Machines	312 834	8 503 096	4 791 836	180 957 842
726	Printing/Book Binding Machinery And Parts	223 748	1 620 240	8 234 036	35 474 699
727	Food Processing Machines And Parts	21 295	1 723 966	128 925	37 098 116
728	Other Machines And Equipment Specialized For Particular Ind	1 159 192	11 051 703	15 778 342	152 347 180
731	Machine Tools By Removing Metal	589 251	3 882 098	9 101 105	48 643 254
733	Machine Tool For Working Metals	127 885	1 932 672	1 047 140	17 346 966
735	Parts Of Machine Tools	79 867	1 257 839	2 419 716	16 969 356
737	Metalworking Machinery And Parts	271 879	4 182 201	4 324 655	45 982 586
741	Heating And Cooling Equipments And Parts	1 347 404	11 890 573	11 013 525	103 486 247
742	Pumps For Liquid And Parts	640 417	9 552 376	6 380 447	77 755 012
743	Pumps, Compressors, Fans, Blowers, Centrifuges, And Parts	3 018 891	20 072 950	13 497 778	130 497 509
744	Mechanical Handling Equipments And Parts	1 753 640	26 708 997	9 918 377	209 799 853
745	Other Non-Electical Machinery, Tools, And Mechanical Appar	308 976	3 560 110	9 240 885	59 628 819
746	Ball Or Roller Bearings	645 406	5 196 888	7 800 231	55 435 414

747	Taps, Cocks, And Valves For Pipes	459 066	5 900 579	8 553 423	82 360 881
748	Transmission Shafts And Cranks	1 243 061	10 567 046	12 077 968	100 995 251
749	Non-Electric Parts And Accessories Of Machineries	929 441	8 605 186	14 842 375	111 725 822
751	Office Machines	5 203	149 044	154 542	3 868 177
752	Automatic Data Processing Machines And Their Units	1 799 677	17 639 199	56 307 310	424 915 910
759	Parts And Accessories For Machine Of Heading 751 Or 752	2 179 389	18 453 778	104 602 259	842 335 911
761	Television Receivers	3 221	306 666	146 620	2 485 088
762	Radio Broadcast Receivers	49 691	75 096	113 651	622 126
763	Sound Recorders Or Reproducers	87 221	865 459	5 199 528	47 320 672
764	Telecommunication Equipments And Parts	5 600 015	44 864 831	160 404 137	1 452 123 419
771	Electric Power Machinery And Parts	1 041 214	9 654 383	11 201 308	85 808 870
772	Electrical Apparatus For Making And Breaking Electrical Circu	3 583 238	30 380 261	86 717 664	629 776 051
773	Equipment For Distributing Electricity	2 482 817	24 348 741	25 143 459	227 531 878
774	Electrical Apparatus For Medical Purposes And Radiological	3 086	46 673	403 151	1 911 137
775	Household Type, Electrical/Non-Electrical Equipments	1 750 674	10 939 598	10 991 635	68 285 669
776	Thermionic, Cold Cathode, And Photo Cathode Valves/Tubes	6 190 268	59 368 396	155 837 642	1 290 966 092
778	Electrical Machinery And Apparatus	3 806 105	34 802 053	68 493 287	665 197 447
781	Passenger Motor Cars	470 785	22 019 955	4 805 782	188 463 180
782	Motor Vehicle For The Transportation Of Goods	24 163	12 303 476	40 988	84 217 180
783	Road Motor Vehicles	6 794	508 167	49 926	2 524 162
784	Parts And Accessories Of The Motor Vehicles	11 767 549	113 915 899	76 145 641	931 953 646
785	Motorcycles, Scooters, And Other Cycles Motorized/Non Mot	3 771 646	33 310 580	27 036 135	235 170 016
786	Trailers And Other Vehicles, Not Motorized	306 469	2 850 748	502 528	7 798 364
791	Railway Vehicles And Associated Equipments	8 575	466 679	239 144	3 963 220
792	Aircraft And Associated Equipments And Parts	3 009	66 535	1 115 327	24 734 350
793	Ships, Boats, And Floating Structures	6 664 819	7 387 733	7 476 726	36 304 392
811	Prefabricated Buildings	444 455	3 372 122	2 708 258	20 976 940
812	Sanitary, Plumbing, Heating, And Lighting Fixtures/Fittings	12 837	1 339 985	84 753	3 670 704
813	Lighting Fixtures And Fittings	155 576	1 082 182	911 386	9 914 901
821	Furnitures And Parts	271 318	2 360 790	1 711 919	14 154 077
831	Travel Goods	85 745	348 753	465 194	3 224 660
841	Men'S Coats/Jackets, Not Knitted	2 342	289 470	48 893	1 546 657
842	Women'S Coats/Jacket, Not Knitted	61 056	471 439	395 003	3 626 034
843	Men'S Coats/Jackets, Knitted	13	63 538	66	645 680
844	Women'S Coats/Jackets, Knitted	9 390	347 129	49 977	1 139 867
845	Articles Of Apparel	438 921	4 048 356	3 604 335	27 083 475
846	Clothing Accessories Of Textiles Fabrics	226 760	2 320 286	2 391 533	24 291 397
848	Articles Of Apparel And Clothing Accessories Of Other Than T	223 385	2 603 056	2 603 396	22 227 840
851	Footwears	441 896	3 001 341	3 674 444	27 287 305
871	Optical Instrument And Apparatus	6 979	237 543	313 431	5 014 266
872	Medical Instruments And Appliances	274 251	2 622 739	2 930 160	24 429 441
873	Meters And Counters	190 545	1 993 182	2 277 097	23 829 231
874	Measuring, Checking, Analysing, And Controlling Instrument A	392 509	3 000 393	11 387 523	80 376 914
881	Photographic Apparatus And Equipments	121 117	1 232 886	7 656 776	79 715 308
882	Photographic And Cinematographic Supplies	111 015	1 760 083	579 582	12 676 769
883	Cinematograph Film, Exposed And Developed	2	3 922	1 674	33 678
884	Optical Goods	158 791	977 644	8 581 931	68 692 152
885	Watches And Clocks	5 843	56 603	64 535	1 047 807
891	Arms And Ammunitions	1 235	5 278	47 479	151 555
892	Printed Matter	569 536	4 995 717	5 597 443	68 307 319
893	Article Of Plastics	4 709 382	29 048 760	26 716 271	158 633 817
894	Baby Carriages, Toys, Games, And Sporting Goods	153 276	784 415	4 384 534	38 897 486
895	Office And Stationery Supplies	194 927	1 429 596	1 187 908	8 089 491
896	Works Of Art, Collectors Pieces And Antiques	23	11 122	515	113 346
897	Jewellery, Goldsmith, Silversmith Wares, And Other Articles	4 064	99 146	596 590	9 009 656
898	Musical Instrument And Parts/Accessories	1 218 814	8 397 465	10 002 552	74 114 371
899	Other Miscellaneous Manufactured Articles	609 541	5 419 640	12 510 114	118 228 268
911	Postal Packages N.c.a.k	0	2 137	0	15 208
961	Coin Not Being Legal Tender	12	12	2 776	2 776
971	Gold, Non-Monetary	5 679	57 550	2 526 342	24 691 425
999	Gold Coin And Current Coin	1	2	1 119	1 545
<b>Total Import</b>		<b>446 574 894</b>	<b>3 671 944 702</b>	<b>2 008 060 919</b>	<b>16 990 874 105</b>

**K.3 IMPOR KAWASAN BERIKAT / BOUNDED ZONE IMPORT**  
**MENURUT NEGARA ASAL / BY COUNTRY OF ORIGIN**  
**\*\* AGUSTUS / AUGUST 2008 \*\***

Kode Code	Negara Asal Country of Origin	Berat Bersih / Net weight (Kg)		Nilai CIF / CIF Value (US\$)	
		Bulan ini Current month	Kumulatif Cum. Jan. to date	Bulan ini Current month	Kumulatif Cum. Jan. to date
JP 111	Japan	62 909 210	579 745 967	362 752 358	3 556 831 017
HK 112	Hong Kong	22 350 378	226 749 680	130 378 728	1 167 798 698
KP 113	Korea, Democratic People'S Republic	0	1 014	0	50 085
KR 114	Korea, Republic Of	28 651 175	256 374 264	180 564 602	1 526 656 196
TW 115	Taiwan	11 558 754	87 640 035	74 938 113	589 119 785
CN 116	China	40 532 727	327 643 140	177 537 239	1 381 632 671
MO 118	Macau	170 792	1 638 587	1 772 445	11 370 472
PG 120	Papua New Guinea	0	134 608	0	648 073
TH 121	Thailand	30 419 095	184 000 532	74 312 900	674 863 274
SG 122	Singapore	135 860 249	1 023 720 264	634 140 693	4 863 436 822
PH 123	Philippines	882 818	12 618 212	23 887 463	227 138 965
MY 124	Malaysia	44 047 921	301 185 049	89 500 119	673 196 294
MM 125	Myanmar (Form. Burma)	0	272 846	0	1 291 355
KH 126	Cambodia	27 805	160 266	27 805	477 258
BN 127	Brunei Darussalam	13	44 287	200	304 412
LA 128	Lao People'S Democratic Republic	0	2	0	2
BT 130	Bhutan	2 552	4 573	56 119	215 307
VN 131	Viet Nam	1 623 929	21 173 876	9 401 874	72 594 442
MV 132	Maldives	0	325	0	13 075
IN 133	India	5 802 578	43 652 922	20 781 568	120 921 124
PK 134	Pakistan	381 418	5 991 197	648 941	12 520 785
BD 135	Bangladesh	18 450	523 243	16 853	730 482
LK 136	Sri Lanka	14 244	473 144	233 826	3 617 866
IR 142	Iran (Islamic Republic Of)	108 304	513 409	99 157	727 129
SA 143	Saudi Arabia	324 512	2 229 618	1 070 851	5 452 112
IL 144	Israel	72 500	102 734	34 549	1 299 848
KW 145	Kuwait	278 069	1 222 464	413 943	1 878 818
JO 146	Jordan	134 990	768 089	114 741	1 197 187
LB 148	Lebanon	0	37 596	0	29 046
PN 149	Palestina	0	27	0	2 335
YE 151	Yemen	0	37 083	0	92 466
OM 152	Oman	0	2 418	0	12 238
TR 154	Turkey	143 385	2 544 724	741 480	12 237 807
AE 155	United Arab Emirates	909 126	5 308 065	3 119 365	49 303 712
QA 156	Qatar	26 144	304 907	49 313	544 279
BH 157	Bahrain	33 725	1 235 644	63 777	3 170 641
EG 211	Egypt	0	646 702	0	497 547
LY 212	Libyan Arab Jamahiriya	0	493	0	5 512
MA 213	Morocco	3 635	38 858	28 654	449 779
TN 214	Tunisia	0	147 360	0	191 612
SD 216	Sudan	0	3 878	0	202 644
LS 218	Lesotho	0	46 290	0	1 358 920
NA 219	Namibia	0	26	0	303
ET 221	Ethiopia	593	4 176	50 184	441 775
TZ 222	Tanzania, United Republic Of	0	595 002	0	937 254
SO 224	Somalia	0	8 623	0	83 513
KE 225	Kenya	13 680	285 249	12 585	557 485
CG 235	Congo	0	7 015	0	7 015
CM 236	Cameroon	21 830	344 309	34 055	675 423
NG 237	Nigeria	0	1 141	0	12 049
SL 238	Sierra Leone	0	2 684	0	38 012
GA 239	Gabon	0	101 311	0	263 969
CI 240	Cote D'Ivoire	101 100	1 376 861	164 675	2 119 424
SN 241	Senegal	0	943	0	12 501
MR 242	Mauritania	22 074	268 315	59 600	449 326
VI 248	U.S. Virgin Islands	25	2 200	12 482	36 728
NE 253	Niger	0	49	0	6 429
SH 256	Saint Helena	15 181	32 376	61 363	94 914
SZ 260	Swaziland	136 460	226 305	637 186	1 054 617
ZA 261	South Africa	1 207 685	7 369 253	2 362 173	15 297 424
ZW 262	Zimbabwe	0	6 902	0	23 800
ZM 263	Zambia	0	393 402	0	3 156 934
MW 264	Malawi	420	420	2 862	2 862
MU 267	Mauritius	709 383	5 907 785	3 507 406	12 246 000
VG 298	Virgin Islands (British)	4 609	3 129 704	21 161	6 828 879
OF 299	Other Africa	0	21	0	20 000
AU 311	Australia	11 672 808	76 017 964	47 917 816	199 169 967
NZ 312	New Zealand	433 433	18 111 899	251 758	46 017 802
GU 319	Guam	0	593	0	1 883
NR 321	Nauru	0	579	0	2 659
NC 322	New Caledonia	0	11 690	0	150 965
MP 324	Northern Mariana Islands	0	6 569	0	25 160
IO 328	British Indian Ocean Territory	0	984	0	67 332
AS 331	American Samoa	0	13 867	0	294 893
FJ 333	Fiji	0	955	0	2 781
WS 336	Samoa	22	41 041	893	288 893
SB 337	Solomon Islands	0	11	0	47 100
TV 339	Tuvalu	0	20 173	0	76 794
CX 340	Christmas Islands	0	45	0	14 700
UM 341	United States Minor Outlying Island	0	63	0	480
CC 342	Cocos (Keeling) Islands	0	505 779	0	11 788 468
TK 343	Tokelau	0	95	0	2 519
US 411	United States	9 746 424	133 735 524	41 860 062	497 002 117
CA 412	Canada	505 006	7 103 961	1 821 057	19 682 146
MX 421	Mexico	71 087	755 058	958 424	2 829 954
GT 422	Guatemala	0	16 113	0	14 470

HN	423	Honduras	0	512	0	6 404
PA	425	Panama	113	113	13 286	13 286
CB	427	Curacao	25	79 996	1 205	77 796
SR	428	Suriname	0	1	0	309
CL	431	Chile	83	10 406 769	864	7 835 821
VE	432	Venezuela	0	1 265	0	19 583
AR	433	Argentina	204 084	2 652 993	478 240	6 341 976
BR	434	Brazil	396 623	11 891 205	1 163 693	45 012 118
CO	435	Colombia	0	21 870	0	78 495
UY	437	Uruguay	16 687	675 796	99 298	1 947 585
PY	438	Paraguay	227 184	823 311	168 678	1 057 420
PE	442	Peru	0	58 223	0	185 004
GY	443	Guyana	0	20 327	0	20 820
JM	446	Jamaica	0	65	0	3 018
PR	447	Puerto Rico	0	23 698	0	1 336 923
DO	449	Dominican Republic	0	299	0	13 663
CR	451	Costa Rica	0	5 137	0	72 518
AG	454	Antigua And Barbuda	0	1 665	0	2 136
DM	460	Dominica	0	2 800	0	21 983
FK	461	Falkland Islands (Malvinas)	0	5 202	0	96 183
AN	467	Netherlands Antilles	1	62 030	6	153 516
LC	469	Saint Lucia	0	3 040	0	34 594
GB	511	United Kingdom	750 225	19 655 095	5 494 464	72 936 297
NL	512	Netherlands	1 690 263	11 729 150	10 180 136	73 958 347
FR	513	France	761 927	12 459 889	4 940 223	64 486 526
DE	514	Germany, Fed. Rep. Of	8 718 451	58 449 151	32 300 314	308 970 672
AT	515	Austria	404 055	15 743 606	19 389 116	155 563 368
BE	516	Belgium	3 748 289	8 939 382	7 521 084	56 013 663
CH	517	Switzerland	575 510	8 798 707	2 602 653	49 864 045
LU	518	Luxembourg	0	466 571	0	1 734 395
MC	520	Monaco	0	564	0	5 204
DK	521	Denmark	63 674	583 767	660 953	6 370 865
NO	522	Norway	299 935	1 950 461	6 504 165	48 064 966
SE	523	Sweden	2 710 000	37 191 913	3 132 451	55 949 566
FI	524	Finland	1 389 309	5 651 499	2 476 831	37 417 045
IE	525	Ireland	1 541	217 556	55 353	1 677 019
IT	526	Italy	1 070 630	8 515 131	7 375 811	65 427 792
ES	527	Spain	88 294	2 200 214	877 356	13 642 112
PT	528	Portugal	2 358	27 080	103 668	545 822
IS	529	Iceland	0	8 566 465	0	863 380
GR	531	Greece	160 025	2 836 478	421 406	7 909 863
VA	532	Vatican City State (Holy See)	0	5 449	0	58 540
LI	534	Liechtenstein	69	1 020	2 199	55 394
HU	542	Hungary	39 396	247 307	264 498	1 750 534
PL	543	Poland	35 548	503 883	52 479	1 457 856
RO	544	Romania	26 513	206 204	57 069	750 390
BG	545	Bulgaria	49 420	242 455	305 996	1 194 636
AL	548	Albania	0	315	0	7 197
KG	553	Kyrgyzstan	0	2 112	0	4 747
MD	554	Moldova, Republic Of	0	87 629	0	901 324
TJ	555	Tajikistan	0	530	0	3 200
UA	557	Ukraine	7 858 128	85 084 269	10 258 779	90 064 879
LT	559	Lithuania	0	13 326	0	71 210
LV	560	Latvia	0	946	0	78 578
EE	561	Estonia	48	281	4 555	22 909
GE	562	Georgia	0	8 117	0	31 968
HR	563	Croatia	5 150	117 544	6 973	553 636
MT	565	Malta	0	2 211	0	7 753
SK	566	Slovakia	46 560	221 105	397 219	2 184 320
SI	567	Slovenia	181	41 122	6 595	230 553
CZ	568	Czech Republic	15 588	110 348	631 544	4 432 244
GS	569	South Georgia And The South Sa	0	4 464	0	6 045
RU	572	Russia Federation	3 268 689	8 979 642	3 688 341	15 344 283
<b>Total Import</b>			<b>446 574 894</b>	<b>3 671 944 702</b>	<b>2 008 060 919</b>	<b>16 990 874 105</b>

**K 4. IMPOR KAWASAN BERIKAT / BOUNDED ZONE IMPORT**  
**MENURUT PROVINSI DAN PELABUHAN IMPOR / BY PROVINCE AND PORT OF IMPORTATION**  
**\*\* AGUSTUS / AUGUST 2008 \*\***

Kode Code	Provinsi / Pelabuhan Impor Province / Port of importation	Berat Bersih / Net weight (Kg)		Nilai CIF / CIF Value (US\$)	
		Bulan ini Current month	Kumulatif Cum. Jan. to date	Bulan ini Current month	Kumulatif Cum. Jan. to date
	<b>Nangroe Aceh Darussalam</b>	<b>536</b>	<b>6 474</b>	<b>8 967</b>	<b>94 991</b>
101	IDSBG Aceh - Sabang	322	322	4 804	4 804
109	IDSUS Susoh	214	214	4 163	4 163
110	IDSIN Sinabang	0	129	0	3 751
111	IDTPK Tapaktuan	0	140	0	3 409
116	IDAUN Blang Lancang (Arun)	0	5 669	0	78 864
	<b>Sumatera Utara</b>	<b>5 449 336</b>	<b>68 288 535</b>	<b>12 964 117</b>	<b>164 495 338</b>
143	IDTPR Tanjung Pura	0	23 720	0	1 474 563
144	IDBLW Belawan	5 445 692	68 210 551	12 865 857	162 040 321
153	IDRPA Rantau Panjang	381	381	2 843	2 843
166	IDMES Medan / Polonia (U)	3 263	50 610	95 417	971 513
170	IDKTJ Kuala Tanjung	0	3 273	0	6 098
	<b>Riau</b>	<b>23 734 971</b>	<b>232 278 428</b>	<b>34 569 249</b>	<b>403 791 539</b>
225	IDDUM Dumai	2 576 430	28 232 765	4 054 698	51 851 678
228	IDBLS Bengkalis	0	24 038	0	18 968
229	IDTGG Tanjung Kedabu	0	2 582	0	124 514
233	IDPEK Pekanbaru (Rumbai)	0	154 644	0	206 297
235	IDSUQ Sungai Guntung	1 495 206	7 123 205	3 882 081	11 177 654
242	IDTEM Tembilahan	42 356	242 880	794 196	1 166 700
243	IDKEN Kuala Enok	32 000	182 862	12 400	579 097
244	IDRGA Rengat	0	770 612	0	422 483
261	IDPKU Simpang Tiga (U)	0	1 411	0	70 315
277	IDBUN Buatan	19 588 979	195 543 429	25 825 874	338 173 833
	<b>Jambi</b>	<b>0</b>	<b>3 370 686</b>	<b>0</b>	<b>3 237 841</b>
291	IDKTK Kuala Tungkal	0	3 370 686	0	3 237 841
	<b>Sumatera Selatan</b>	<b>0</b>	<b>25 670</b>	<b>0</b>	<b>120 193</b>
332	IDSUN Sungsang	0	25 670	0	120 193
	<b>Lampung</b>	<b>0</b>	<b>6 170 342</b>	<b>0</b>	<b>4 549 506</b>
395	IDPJG Panjang	0	6 170 342	0	4 549 506
	<b>Bangka Belitung</b>	<b>319</b>	<b>12 892</b>	<b>1 033</b>	<b>32 614</b>
328	IDTPD Tanjung Pandan	319	12 892	1 033	32 614
	<b>Kepulauan Riau</b>	<b>137 389 432</b>	<b>1 127 784 989</b>	<b>701 946 147</b>	<b>5 606 637 645</b>
248	IDTBK Tg Balai Karimun	0	5	0	228
250	IDTAN Tanjung Uban	0	6 965	0	60 593
251	IDTPN Tanjung Pinang	6 068	5 195 281	36 798	6 467 207
252	IDTER Terempa	0	50 269	0	86 749
258	IDBTU Batu Ampar	87 039 899	670 633 649	395 341 191	3 068 038 095
262	IDTNJ Kijang (U)	418	45 290	2 237	953 162
263	IDPAS Pasir Panjang	4 917 871	16 252 128	5 476 137	57 410 640
265	IDSKP Sekupang	23 725 483	227 289 221	212 877 134	1 522 701 409
267	IDKAB Kabil/Panau	21 605 463	207 514 534	52 056 178	671 305 033
271	IDBTH Hang Nadim (U)	94 230	797 647	36 156 472	279 614 529
	<b>DKI Jakarta</b>	<b>245 632 271</b>	<b>1 953 470 723</b>	<b>1 163 706 887</b>	<b>9 996 724 827</b>
431	IDTPP Tanjung Priok	242 357 788	1 924 219 381	930 493 313	7 936 097 917
433	IDJKT Jakarta / Pasar Ikan	0	2 457	0	9 115
434	IDCGK Sukarno Hatta (U)	3 269 710	29 225 700	233 063 332	2 059 685 041
436	IDHLP Hlm. Perdana Kusuma	4 773	23 185	150 242	932 754
	<b>Jawa Barat</b>	<b>171</b>	<b>35 309</b>	<b>4 098</b>	<b>15 801 439</b>
463	IDCBN Cirebon/Pengung	0	50	0	4 419
466	IDBDO Husein Sastranegara	22	897	656	1 911 573
467	IDBLG Balongan	0	286	0	6 131
468	IDBND Bandung(Ptt/Gd Bage)	47	33 973	2 716	13 878 020
470	IDCRB Cirebon (Ptt)	0	1	0	570
480	IDCIN Cinta, Java	102	102	726	726
	<b>Jawa Tengah</b>	<b>11 945 464</b>	<b>88 214 512</b>	<b>42 003 530</b>	<b>324 509 814</b>
494	IDTES Tanjung Emas	11 942 832	88 199 710	41 694 332	323 868 737
496	IDSRG Achmad Yani (U)	817	7 981	23 722	195 986
497	IDSMR Semarang (Ptt)	0	541	0	1 652
498	IDSOC Jebres/Adi Sumarmo	1 815	6 200	285 476	442 017
499	IDSMM Adi Sumarmo (U)	0	80	0	1 422
	<b>D I Yogyakarta</b>	<b>8 614</b>	<b>11 843</b>	<b>73 411</b>	<b>114 000</b>
531	IDJOG Adi Sucipto (U)	619	3 844	20 697	61 109
532	IDJOK Yogyakarta (Ptt)	7 995	7 999	52 714	52 891
	<b>Jawa Timur</b>	<b>20 858 808</b>	<b>180 198 833</b>	<b>46 705 504</b>	<b>426 727 664</b>
563	IDTPE Tanjung Perak	13 205 060	156 452 983	38 609 696	351 728 898
564	IDPAZ Pasuruan	7 487 054	20 615 193	4 067 736	29 581 280
565	IDPRO Probolinggo	72 987	2 272 677	547 179	7 943 011
587	IDSUB Surabaya /Juanda (U)	93 707	857 980	3 480 893	37 474 475
	<b>Banten</b>	<b>1 500 481</b>	<b>11 355 218</b>	<b>1 943 664</b>	<b>15 777 894</b>
461	IDMRK Merak	1 500 481	11 355 218	1 943 664	15 777 894

	<b>B a l i</b>	<b>52 976</b>	<b>298 866</b>	<b>4 098 921</b>	<b>25 410 822</b>
611	IDBUL Buleleng	1 200	1 200	9 650	9 650
613	IDBOA Bena/Loloan	7 129	45 303	134 180	1 067 051
620	IDDPS Ngurah Rai (U)	44 647	252 363	3 955 091	24 334 121
	<b>Nusa Tenggara Barat</b>	<b>0</b>	<b>1 156</b>	<b>0</b>	<b>13 245</b>
655	IDBMU Bima	0	1 156	0	13 245
	<b>Nusa Tenggara Timur</b>	<b>1 355</b>	<b>1 355</b>	<b>26 840</b>	<b>26 840</b>
693	IDTEN Tenau	1 355	1 355	26 840	26 840
	<b>Kalimantan Tengah</b>	<b>0</b>	<b>355</b>	<b>0</b>	<b>1 993</b>
750	IDPPS Pulang Pisau	0	355	0	1 993
	<b>Kalimantan Selatan</b>	<b>0</b>	<b>21</b>	<b>0</b>	<b>480</b>
771	IDBAN Banjarmasin	0	21	0	480
	<b>Kalimantan Timur</b>	<b>160</b>	<b>375 136</b>	<b>8 551</b>	<b>2 515 863</b>
803	IDBPP Balikpapan	39	221 882	5 696	2 070 787
805	IDSRD Samarinda	121	101 290	2 855	148 987
817	IDBTG Bontang	0	51 964	0	296 089
	<b>Irian Jaya Barat</b>	<b>0</b>	<b>138</b>	<b>0</b>	<b>1 443</b>
982	IDSQ Sorong / Jefman (U)	0	138	0	1 443
	<b>Papua</b>	<b>0</b>	<b>43 221</b>	<b>0</b>	<b>288 114</b>
980	IDTIM Amamapare	0	43 221	0	288 114
	<b>Total Import</b>	<b>446 574 894</b>	<b>3 671 944 702</b>	<b>2 008 060 919</b>	<b>16 990 874 105</b>

<http://www.bps.go.id>