

Buletin Statistik Perdagangan Luar Negeri  
*Foreign Trade Statistical Bulletin*

## **EKSPOR /EXPORTS**

ISSN : 0216 - 5775

No. Publikasi / *Publication Number* : 06110.0805

Katalog BPS / *BPS Catalogue*: 8202002

Ukuran Buku / *Book Size* : 21 Cm X 29 Cm

Jumlah Halaman / *Total Pages* : 109 Halaman / *Pages*

Naskah / *Manuscript* :

Bagian Statistik Ekspor

*Export Statistics Division*

Gambar Kulit / *Cover Design* :

Bagian Statistik Ekspor

*Export Statistics Division*

Diterbitkan oleh / *Published by* :

Badan Pusat Statistik, Jakarta - Indonesia

*CBS, Indonesia*

Dicetak oleh / *Printed by* :

CV Rioma

Boleh dikutip dengan menyebut sumbernya

*May be cited with reference to the source*

## KATA PENGANTAR

Buletin Statistik Perdagangan Luar Negeri Ekspor yang diterbitkan secara bulanan memuat data ekspor menurut sektor, Perkembangan ekspor komoditi pertanian, Perkembangan ekspor komoditi industri, Perkembangan ekspor komoditi pertambangan dan Perkembangan ekspor Indonesia menurut komoditi dan negara tujuan secara kumulatif dari Januari sampai bulan berjalan.

Buletin ini juga menyajikan ulasan singkat tentang perbandingan, pertumbuhan dan peranan serta data pokok yang cukup menonjol atau yang mengalami perubahan yang signifikan. Diharapkan dengan adanya informasi semacam ini, para pengguna data ekspor dapat melihat dan mengikuti perkembangan ekspor secara garis besar.

Kepada para pengguna data, saran dan kritik yang bersifat konstruktif demi penyempurnaan publikasi ini, sangat diharapkan. Dengan demikian usaha BPS untuk meningkatkan pelayanan dan pemasyarakatan statistik (khususnya data Statistik Ekspor) dapat dilaksanakan secara baik dan berkesinambungan.

Jakarta, April 2008

BADAN PUSAT STATISTIK

KEPALA,

**DR. Rusman Heriawan**

NIP. 340003999

## **ISI / CONTENT**

Halaman / Page

Kata Pengantar / <i>Preface</i> .....	iii
Isi / <i>Content</i> .....	iv
Ringkasan / <i>Highlight</i> .....	v - xiv

### **Jilid / Volume**

Tabel 1. Ringkasan Perkembangan Ekspor Indonesia .....	1
Tabel 2. Perkembangan Ekspor Komoditi Pertanian .....	1
Tabel 3. Perkembangan Ekspor Komoditi Industri .....	2
Tabel 4. Perkembangan Ekspor Komoditi Pertambangan .....	4
Tabel 5. Perkembangan Ekspor Indonesia Menurut Komoditi dan Negara Tujuan .....	5

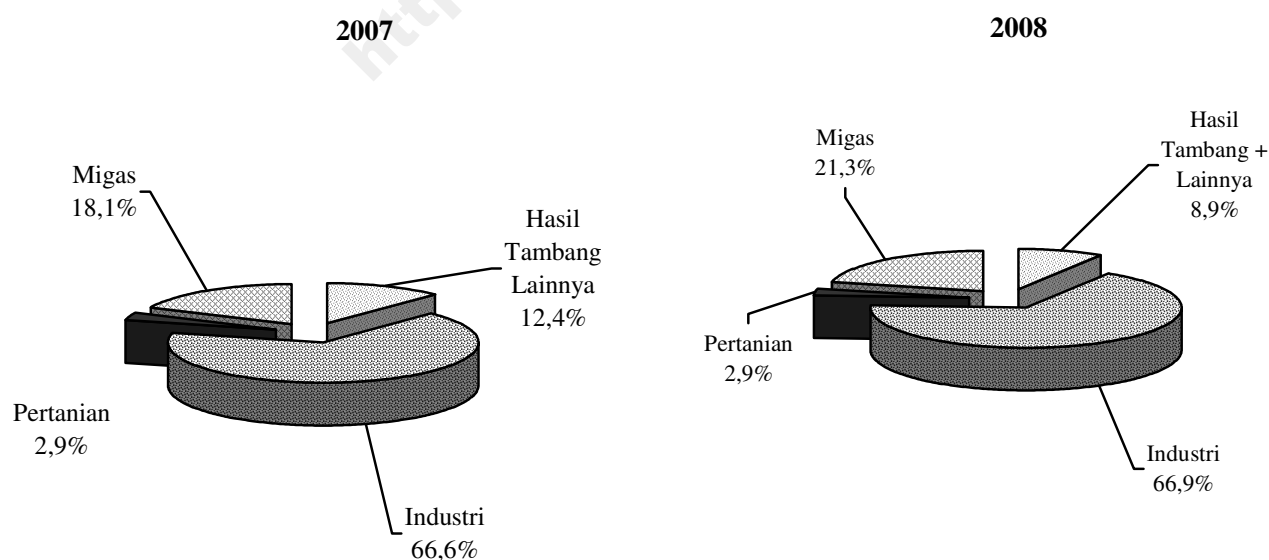
## RINGKASAN

Ekspor Indonesia pada periode Januari - Februari 2008 mencapai nilai US\$ 21 737,1 juta dengan volume 55 511,8 ribu ton, yang terdiri dari US\$ 4 624,9 juta hasil ekspor minyak dan gas bumi dan US\$ 17 112,2 juta hasil ekspor komoditi non migas.

Dibandingkan periode yang sama tahun 2007, nilai ekspor naik US\$ 5 220,1 juta, karena adanya kenaikan ekspor non migas senilai US\$ 3 584,8 juta, dan dari kelompok migas juga mengalami kenaikan sebesar US\$ 1 635,3 juta atau naik 54,70

persen dibanding periode yang sama tahun sebelumnya. Dengan demikian, diperlihatkan bahwa penerimaan dari sektor migas masih bisa diharapkan, karena perkembangan harga di pasaran internasional menunjukkan perkembangan yang fluktuatif. Bulan Februari 2008 harga minyak mentah Indonesia US\$ 94,64 per barelnya, naik sebesar US\$ 37,02 per barel dibandingkan bulan Februari 2007.

**Grafik 1 : PERBANDINGAN NILAI EKSPOR INDONESIA PADA JANUARI-FEBRUARI 2007 & 2008**

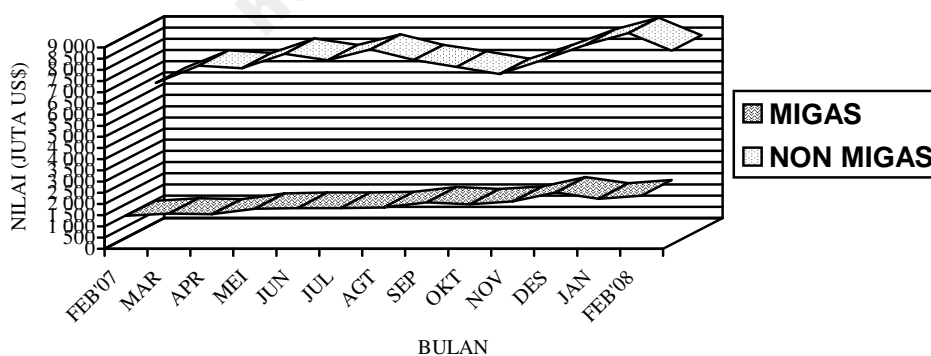


Pada Grafik 1 ditampilkan perbandingan nilai ekspor selama Periode Januari - Februari 2007 dan 2008. Sedangkan trend perkembangannya dari bulan Februari 2007 sampai dengan Februari 2008 disajikan pada Grafik 2, 3, dan 4. Nilai ekspor kelompok migas pada Januari - Februari 2007 senilai US\$ 2 989,6 juta yang terdiri dari minyak mentah, hasil minyak dan gas masing-masing senilai US\$ 1 236,9 juta, US\$ 390,7 juta, dan US\$ 1 362,0 juta. Sedangkan pada Januari - Februari 2008 nilai untuk kelompok migas masing-masing sebesar

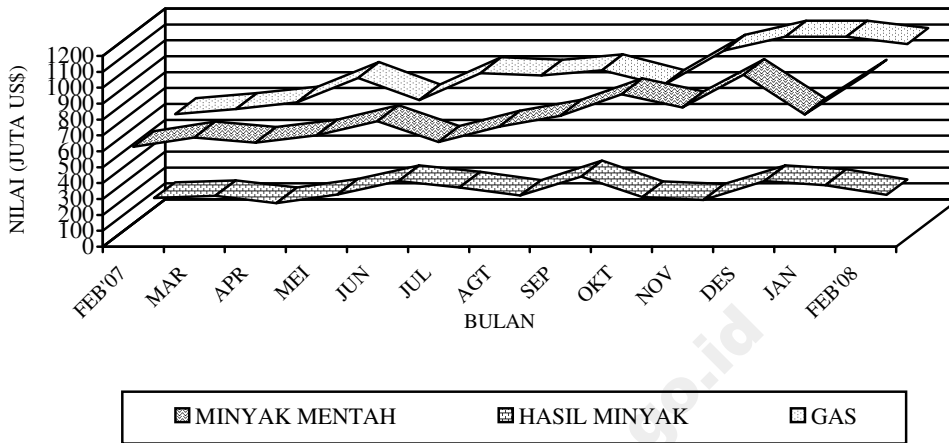
US\$ 1 910,8 juta, US\$ 512,5 juta dan US\$ 2 201,7 juta.

Nilai ekspor untuk kelompok non migas yang terdiri dari hasil pertanian, industri serta hasil tambang dan lainnya pada bulan Januari - Februari 2007 masing-masing US\$ 483,5 juta, US\$ 11 002,3 juta, dan US\$ 2 041,6 juta. Sementara itu pada periode Januari - Februari 2008 masing-masing mencapai US\$ 625,3 juta, US\$ 14 539,7 juta, dan US\$ 1 947,1 juta.

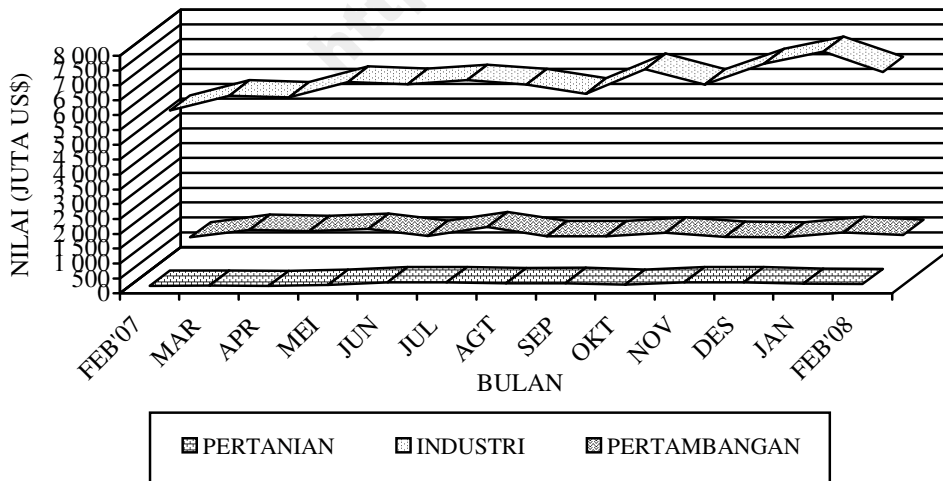
**Grafik 2 : PERKEMBANGAN NILAI EKSPOR MIGAS DAN NON MIGAS SELAMA FEBRUARI 2007 SAMPAI DENGAN FEBRUARI 2008**



**Grafik 3 : PERKEMBANGAN NILAI EKSPOR KOMODITI MIGAS  
SELAMA FEBRUARI 2007 SAMPAI DENGAN FEBRUARI 2008**



**Grafik 4 : PERKEMBANGAN NILAI EKSPOR KOMODITI NON MIGAS  
SELAMA FEBRUARI 2007 SAMPAI DENGAN FEBRUARI 2008**



**Tabel A. RINGKASAN EKSPOR NON MIGAS INDONESIA  
(JUTA US\$)**

<b>Tahun dan Bulan</b>	<b>Hasil sektor pertanian</b>	<b>Hasil sektor industri</b>	<b>Hasil sektor tambang</b>	<b>Total</b>
<b>[1]</b>	<b>[2]</b>	<b>[3]</b>	<b>[4]</b>	<b>[6]</b>
2006				
Januari	237,4	4527,8	968,6	5733,8
Pebruari	279,1	4 920,0	561,2	5 760,3
Maret	240,9	4 922,2	645,3	5 808,4
April	212,5	5 085,0	651,8	5 949,3
Mei	274,9	5 363,9	941,6	6 580,4
Juni	316,1	5 512,1	843,0	6 671,2
Juli	344,1	5 679,8	757,9	6 781,8
Agustus	338,3	5 773,3	947,2	7 058,8
September	290,6	5 881,5	1 070,8	7 242,8
Oktober	263,0	5 699,5	1 157,1	7 119,6
November	280,9	5 589,6	1 297,2	7 167,7
Desember	288,4	6 069,5	1 366,1	7 715,0
2007				
Januari	235,8	5 370,6	1 194,9	6 801,3
Pebruari	247,7	5 631,7	846,7	6 726,1
Maret	256,7	6 138,0	1 095,5	7 490,2
April	246,9	6 075,8	1 053,8	7 376,5
Mei	282,9	6 602,4	1 130,5	8 015,8
Juni	309,1	6 526,6	894,6	7 730,4
Juli	368,1	6 655,7	1 189,6	8 213,3
Agustus	336,4	6 516,0	887,9	7 740,3
September	344,9	6 202,8	889,8	7 437,5
Oktober	285,3	7 030,7	1 003,0	8 318,9
November	371,5	6 504,8	860,7	7 737,0
Desember	372,5	7 205,7	846,7	8 425,0
2008				
Januari	318,8	7 609,5	1 019,5	8 947,7
Februari	306,5	6 930,2	927,6	8 164,5

Dipandang dari negara tujuan ekspor (Tabel B), pada bulan Februari 2008 kelompok migas yang ditujukan ke kawasan Asia Timur dan Asia Selatan & Tenggara, sebesar masing-masing US\$ 1 987,7 juta dan US\$ 218,1 juta memperlihatkan peningkatan dibanding tahun 2007. Negara yang memperlihatkan peningkatan ekspor kelompok migas lainnya, adalah Jepang dengan persentase peningkatan sebesar 77,82 persen, China dengan persentase

peningkatan sebesar 29,27 persen dan Singapura dengan persentase peningkatan sebesar 108,52 persen, sedangkan Malaysia, Muangthai dan Philipina memperlihatkan penurunan dibanding tahun 2007, dengan persentase penurunan sebesar 83,79 persen, 87,47 persen dan 31,16 persen. Dari Tabel B juga terlihat bahwa ekspor komoditi migas pada bulan Februari 2008 menunjukkan peningkatan menjadi US\$ 2 381,1 juta.

**Tabel B : Perkembangan Ekspor Migas & Non Migas Indonesia Menurut Negara Tujuan, Februari 2007 & Februari 2008 (Juta US\$)**

Kawasan Negara Ekspor	Migas			Non Migas		
	Februari 2007	Februari 2008	Perubahan (%)	Februari 2007	Februari 2008	Perubahan (%)
• <b>Asia Timur</b>	1 172,7	1 987,7	69,50	2 049,9	2 483,8	21,17
- Jepang	634,7	1 128,5	77,82	943,6	1 058,3	12,16
- China	232,6	300,7	29,27	488,6	687,0	40,61
• <b>Asia Selatan &amp; Tenggara</b>	187,3	218,1	16,48	1 836,1	2 366,5	28,89
- Muangthai	56,5	7,1	-87,47	176,6	281,8	59,60
- Singapura	97,3	202,9	108,52	681,2	659,8	-3,14
- Philipina	0,3	0,2	-31,16	127,2	149,9	17,81
- Malaysia	33,1	5,4	-83,79	304,4	476,9	56,67
• <b>Asia Barat</b>	0,0	0,0	-	335,7	403,4	20,15
• <b>Afrika</b>	0,0	0,0	-	216,9	255,7	17,87
• <b>Australia &amp; Oseania</b>	106,2	159,2	49,91	163,4	171,4	4,91
• <b>Amerika Utara</b>	2,2	15,9	620,50	879,7	1 059,2	20,40
- Amerika Serikat	2,2	15,9	620,50	838,9	1 015,5	21,05
• <b>Amerika Tengah &amp; Selatan</b>	0,0	0,0	-	123,3	167,8	36,14
• <b>Eropa Barat</b>	0,0	0,1	-	1 039,1	1 153,6	11,01
• <b>Eropa Timur</b>	0,1	0,1	-	82,0	103,1	25,64
<b>Total Ekspor</b>	<b>1 468,5</b>	<b>2 381,1</b>	<b>62,15</b>	<b>6 726,1</b>	<b>8 164,5</b>	<b>21,38</b>



Pada kelompok non migas nilai ekspor mengalami peningkatan hingga mencapai US\$ 8 164,5 juta, kecuali negara Philipina yang mengalami penurunan nilai ekspor sebesar 3,14 persen.

Pada tabel 1 disajikan ekspor menurut sektor. Disini terlihat bahwa perolehan devisa terbesar pada periode Januari - Februari 2008 berasal dari sektor industri dengan nilai US\$ 14 539,7 juta atau sekitar 66,89 persen dari total ekspor, sedangkan pada periode Januari - Februari 2007 juga berasal dari sektor industri dengan nilai US\$ 11 002,3 juta atau sekitar 66,61 persen dari total ekspor. Dibandingkan periode yang sama tahun sebelumnya, sektor industri mengalami peningkatan 32,15 persen.

Pada tabel 2 disajikan perkembangan ekspor komoditi hasil pertanian, selama periode Januari - Februari 2008, komoditi andalan sektor pertanian antara lain udang segar/beku dengan nilai US\$ 140,0 juta (22,39 persen); kopi dengan nilai US\$ 127,2 juta (20,30 persen); ikan dan lain-lain dengan nilai US\$ 93,6 juta (14,97 persen); biji coklat dengan nilai US\$ 93,3 juta (14,91 persen); rempah-rempah dengan nilai US\$ 65,0 juta (10,40 persen); buah-buahan dengan nilai US\$ 21,6 juta (3,45 persen); teh dengan nilai US\$ 20,0 juta (3,20 persen); hasil pertanian lainnya dengan nilai US\$

19,2 juta (3,07 persen); tembakau dengan nilai US\$ 12,1 juta (1,93 persen); bahan nabati lainnya dengan nilai US\$ 9,7 juta (1,55 persen).

Pada tabel 3 disajikan perkembangan ekspor komoditi hasil industri, selama periode Januari - Februari 2008, komoditi andalan sektor industri antara lain minyak nabati dengan nilai US\$ 2 496,7 juta (17,17 persen); barang dari logam tidak mulia dengan nilai US\$ 1 908,1 juta (13,12 persen); tekstil dengan nilai US\$ 1 727,5 juta (11,88 persen); alat listrik, ukur, fotografi, dll dengan nilai US\$ 1 258,3 juta (8,65 persen); karet alam olahan dengan nilai US\$ 1 199,9 juta (8,25 persen); kertas dan barang dari kertas dengan nilai US\$ 617,3 juta (4,25 persen); bahan kimia dengan nilai US\$ 556,5 juta (3,83 persen); kayu olahan dengan nilai US\$ 479,7 juta (3,30 persen); makanan olahan dengan nilai US\$ 398,1 juta (2,74 persen); meubel dan bagian-bagiannya dengan nilai US\$ 372,8 juta (2,56 persen).

Pada tabel 4 disajikan perkembangan ekspor komoditi hasil pertambangan, selama periode Januari - Februari 2008, komoditi andalan sektor pertambangan antara lain batu bara dengan nilai US\$ 1 162,0 juta (59,68 persen) dan biji tembaga dengan nilai US\$ 628,4 juta (32,37 persen). Ekspor batu

bara mengalami peningkatan 9,08 persen dibanding periode yang sama tahun sebelumnya, sedangkan biji tembaga mengalami penurunan 25,48 persen dibanding periode yang sama tahun sebelumnya.

Perkembangan ekspor Indonesia menurut komoditi dan negara tujuan yang disajikan pada Tabel 5, memperlihatkan bahwa ekspor selama ini lebih banyak bertumpu pada 15 komoditi utama, (ringkasan disajikan pada Tabel C yang diurut menurut nilai ekspor). Lima belas komoditi tersebut pada periode Januari - Februari 2008 menyumbang sekitar 64,26 persen dari ekspor non migas.

Minyak kelapa sawit mempunyai nilai US\$ 2 044,4 juta, naik US\$ 1 150,0 juta dari tahun lalu, komoditi ini menyumbang sekitar 11,95 persen ekspor non migas nasional pada periode Januari - Februari 2008.

Nilai ekspor batu bara selama periode Januari - Februari 2008 naik US\$ 96,8 juta menjadi US\$ 1 162,0 juta.

Pada periode Januari - Februari 2008 nilai ekspor pakaian jadi US\$ 1 016,5 juta, yang naik dibanding tahun lalu sebesar US\$ 89,9 juta atau naik sekitar 9,70 persen.

Komoditi Crumb rubber diekspor dengan nilai US\$ 867,0 juta atau 5,07

persen, industri lainnya diekspor dengan nilai US\$ 864,8 juta atau sekitar 5,05 persen dari perolehan devisa non migas.

Selama periode Januari - Februari 2008, alat listrik nilai ekspornya mencapai US\$ 796,5 juta, sedangkan tahun sebelumnya senilai US\$ 752,9 juta, atau terjadi peningkatan sekitar US\$ 43,6 juta (5,79 persen). biji tembaga nilai ekspornya turun US\$ 214,9 juta (25,48 persen) menjadi US\$ 628,4 juta.

Perolehan devisa dari kertas dan barang dari kertas pada periode Januari - Februari 2008 diekspor dengan nilai US\$ 617,3 juta atau sekitar 3,61 persen dari kelompok non migas. Timah pada periode Januari - Februari 2008 diekspor dengan nilai US\$ 539,2 juta, sedangkan tahun sebelumnya US\$ 118,1 juta.

Textil lainnya nilai ekspornya naik US\$ 37,3 juta menjadi US\$ 463,3 juta. Sedangkan nilai ekspor besi/baja dalam periode Januari - Februari 2008 naik 27,70 persen menjadi US\$ 438,8 juta. Bahan kimia organik nilai ekspornya turun US\$ 8,9 juta menjadi US\$ 418,2 juta, Tembaga nilai ekspornya turun US\$ 106,6 juta menjadi US\$ 389,3 juta. Audio visual nilai ekspornya turun US\$ 41,9 juta menjadi US\$ 376,9 juta. Nikel

nilai eksportnya naik US\$ 223,2 juta menjadi US\$ 373,3 juta.

**Tabel C : Ekspor Utama Barang Bukan Migas  
Periode Januari - Februari, 2007 dan 2008**

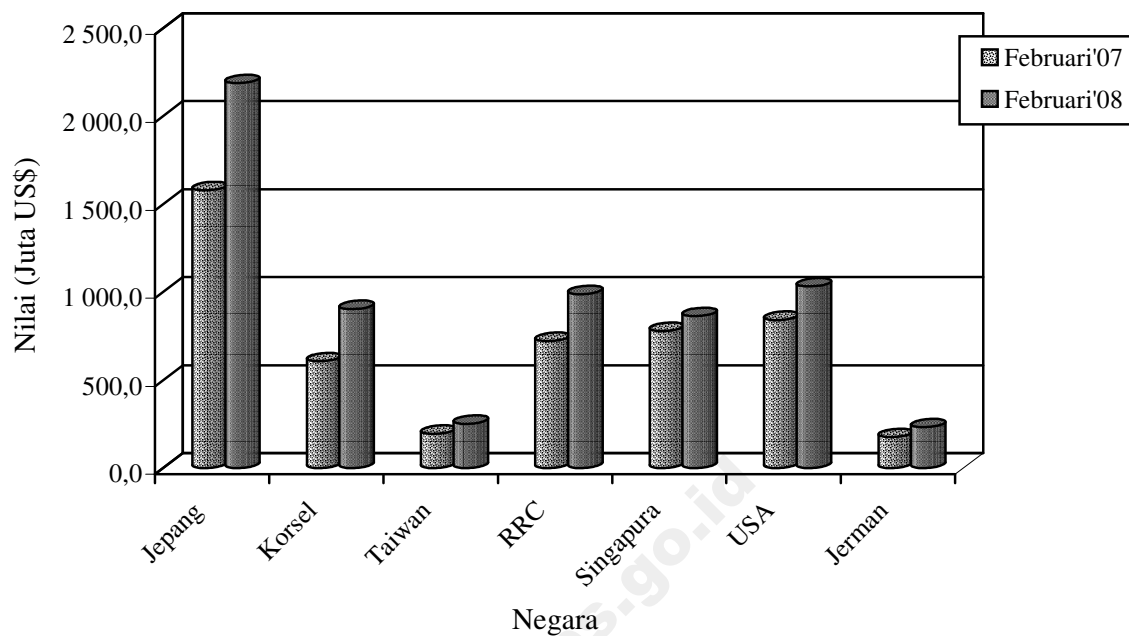
HS	Nilai FOB (Juta US\$)		Perubahan		% Peran 2008 (Terhadap Non Migas)
	2007	2008	Absolut	Persen	
Minyak kelapa sawit	894,4	2 044,4	1 150,0	128,58	11,95
Batu bara	1 065,2	1 162,0	96,8	9,08	6,79
Pakaian jadi	926,6	1 016,5	89,9	9,70	5,94
Crumb rubber	542,4	867,0	324,6	59,84	5,07
Industri lainnya	652,0	864,8	212,7	32,63	5,05
Alat listrik	752,9	796,5	43,6	5,79	4,65
Biji tembaga	843,3	628,4	-214,9	-25,48	3,67
Kertas dan barang dari kertas	472,0	617,3	145,3	30,79	3,61
Timah	118,1	539,2	421,2	356,77	3,15
Textil lainnya	426,0	463,3	37,3	8,75	2,71
Besi/baja	343,6	438,8	95,2	27,70	2,56
Bahan kimia organik	427,1	418,2	-8,9	-2,09	2,44
Tembaga	282,7	389,3	106,6	37,72	2,27
Audio visual	418,9	376,9	-41,9	-10,01	2,20
Nikel	150,1	373,3	223,2	148,71	2,18
<b>Total Komoditi Utama</b>	<b>8 315,2</b>	<b>10 995,7</b>	<b>2 680,6</b>	<b>32,24</b>	<b>64,26</b>

Nilai ekspor periode Januari - Februari 2008, menurut negara kelompok ekonomi, ke kelompok negara APEC adalah yang terbesar yaitu mencapai 74,11 persen dari total ekspor yaitu US\$ 16 109,5 juta, diantaranya US\$ 4 274,9 juta ke ASEAN dan US\$ 2 206,6 juta ke NAFTA. Sementara nilai ekspor ke Uni Eropa sebesar 11,02 persen (US\$ 2 394,6 juta) dan ke Timur Tengah sebesar 3,84 persen (US\$ 835,6 juta). Ditinjau dari perkembangannya, nilai ekspor ke negara-negara APEC naik 31,92 persen dibanding keadaan tahun 2007 yang terdiri dari peningkatan ekspor menuju Jepang sebesar 37,02 persen, menuju ASEAN sebesar 34,32 persen, menuju NAFTA sebesar 17,66 persen dan ke Korea Selatan naik sebesar 46,71 persen

Nilai ekspor periode Januari - Februari 2008, menuju tujuh negara tujuan utama yaitu Jepang, Korea Selatan, Taiwan, RR China, Singapura, Amerika dan Jerman mencapai sebesar US\$ 13 272,1 juta atau sekitar 61,06 persen dari total ekspor. Dibandingkan periode tahun sebelumnya nilai ini naik US\$ 3 359,2 juta atau sekitar 33,89 persen.

Selain tujuh negara tujuan utama di atas, negara tujuan yang membeli produk nasional di atas US\$ 100 juta pada bulan Februari 2008 antara lain Hongkong, Malaysia dan Australia masing-masing dengan nilai US\$ 142,3 juta, US\$ 482,3 juta dan US\$ 270,0 juta. Sedangkan dari kawasan Eropa antara lain ke Belanda dan Inggris masing-masing dengan nilai US\$ 215,7 juta dan US\$ 121,5 juta.

**Grafik 5: EKSPOR INDONESIA MENURUT NEGARA TUJUAN UTAMA BULAN FEBRUARI 2007 & 2008**



Perbandingan nilai ekspor bulan Februari 2007 dan 2008 ke beberapa negara tertentu disajikan pada Grafik 5.

TABEL 1. RINGKASAN PERKEMBANGAN EKSPOR INDONESIA

JENIS BARANG	BERAT BERSIH (RIBU TON)		PERUB	NILAI FOB (JUTA US \$)		PERUB
	JAN-FEB 2007	JAN-FEB 2008	%	JAN-FEB 2007	JAN-FEB 2008	%
	(1)	(2)	(3)	(4)	(5)	(6)
<b>Total Ekspor</b>	<b>56.287,9</b>	<b>55.511,8</b>	<b>-1,38</b>	<b>16.517,0</b>	<b>21.737,1</b>	<b>31,60</b>
<b>MIGAS</b>	7.773,4	7.562,1	-2,72	2.989,6	4.624,9	54,70
MINYAK MENTAH	3.185,0	2.907,4	-8,72	1.236,9	1.910,8	54,48
HASIL MINYAK	1.092,6	1.010,4	-7,52	390,7	512,5	31,17
GAS ALAM	3.495,9	3.644,3	4,25	1.362,0	2.201,7	61,65
<b>NON MIGAS</b>	48.514,4	47.949,7	-1,16	13.527,4	17.112,2	26,50
HASIL PERTANIAN	307,1	338,7	10,30	483,5	625,3	29,33
HASIL INDUSTRI	10.068,1	10.550,6	4,79	11.002,3	14.539,7	32,15
HASIL TAMBANG	38.138,6	37.060,0	-2,83	2.040,3	1.945,7	-4,64
LAINNYA	0,6	0,5	-20,82	1,3	1,4	10,73

TABEL 2. PERKEMBANGAN EKSPOR KOMODITI HASIL PERTANIAN

JENIS BARANG	BERAT BERSIH (TON)		PERUB	NILAI FOB (RIBU US \$)		PERUB
	JAN-FEB 2007	JAN-FEB 2008	%	JAN-FEB 2007	JAN-FEB 2008	%
	(1)	(2)	(3)	(4)	(5)	(6)
<b>TOTAL PERTANIAN</b>	<b>307.124</b>	<b>338.744</b>	<b>10,30</b>	<b>483.492</b>	<b>625.287</b>	<b>29,33</b>
KARET ALAM	1.889	2.480	31,33	2.137	4.027	88,47
KOPI	33.112	61.204	84,84	65.042	126.951	95,18
KAYU BULAT	39	0	-100,00	22	0	-100,00
UDANG SEGAR/BEKU	20.645	21.507	4,18	137.210	140.025	2,05
TEH	5.885	14.406	144,80	7.976	20.016	150,96
REMPAH-REMPAH	13.521	24.993	550,30	26.726	65.038	143,35
-LADA HITAM	1.481	9.631	550,30	3.656	26.144	615,18
-LADA PUTIH	2.119	4.600	117,05	7.915	21.775	175,13
-KAYU MANIS DAN BUNGANYA	4.696	5.348	13,88	3.375	4.026	19,28
-BIJI PALA & BUNGANYA DAN KAPULAGA	3.045	2.656	-12,79	8.006	9.574	19,59
-PANILI	5	25	436,90	82	341	317,32
-LAINNYA	2.174	2.733	25,71	3.693	3.177	-13,95
TEMPAKAU	3.355	4.096	22,07	8.023	12.066	50,39
BIJI COKLAT	54.247	48.621	-10,37	71.809	93.258	29,87
IKAN DAN LAIN-LAIN	56.956	48.929	22,94	90.831	93.626	3,08
-IKAN TONGKOL/TUNA	7.898	9.710	22,94	19.513	22.321	14,39
-UBUR-UBUR	822	2.231	171,51	1.496	3.502	134,18
-KEPITING KERANG-KERANGAN	10.296	8.622	-16,26	27.344	23.967	-12,35
-BEKICOT	260	488	87,58	444	1.274	186,85
-IKAN LAINNYA	37.680	27.878	-26,01	42.033	42.561	1,25
BIJI-BIJIAN	13.693	10.579	3.112,50	5.714	3.965	-30,62
-BIJI BUNGA	0	13	3.112,50	383	624	62,73
-BIJI KAPAS	6.789	410	-93,95	1.757	111	-93,69
-BIJI LAINNYA	6.904	10.155	47,09	3.574	3.230	-9,62
BULU BEBEK	55	11	-80,18	47	10	-79,64
DAMAR DAN GETAH DAMAR	4.834	5.877	21,58	3.674	4.245	15,54
KOPAL DAN LAIN-LAIN	5.144	4.506	-12,41	3.695	3.714	0,52
SAYUR-SAYURAN	10.087	13.689	35,71	4.522	5.522	22,11
BUAH-BUAHAN	36.397	36.369	-0,08	20.717	21.582	4,17
KULIT KERANG DAN LAIN-LAIN	1.194	1.192	-0,23	460	466	1,44
TANAMAN OBAT	1.505	1.486	-1,28	1.197	1.895	58,22

TABEL 2. PERKEMBANGAN EKSOR KOMODITI HASIL PERTANIAN

JENIS BARANG	BERAT BERSIH (TON)		PERUB	NILAI FOB (RIBU US \$)		PERUB
	JAN-FEB 2007	JAN-FEB 2008	%	JAN-FEB 2007	JAN-FEB 2008	%
(1)	(2)	(3)	(4)	(5)	(6)	(7)
BAHAN NABATI LAINNYA	15.360	16.806	-8,74	8.759	9.688	10,61
-GANGGANG LAUT	14.508	13.241	-8,74	7.929	9.254	16,71
-LAINNYA	852	3.565	318,27	830	434	-47,67
HASIL PERTANIAN LAINNYA	29.205	21.995	-8,15	24.931	19.193	-23,01
-MUTIARA	0	0	-8,15	1.707	2.470	44,65
-LAINNYA	29.204	21.995	-24,69	23.223	16.723	-27,99

TABEL 3. PERKEMBANGAN EKSPOR KOMODITI HASIL INDUSTRI

JENIS BARANG	BERAT BERSIH (TON)		PERUB	NILAI FOB (RIBU US \$)		PERUB
	JAN-FEB 2007	JAN-FEB 2008	%	JAN-FEB 2007	JAN-FEB 2008	%
(1)	(2)	(3)	(4)	(5)	(6)	(7)
<b>TOTAL INDUSTRI</b>	<b>10.068.053</b>	<b>10.550.568</b>	<b>4,79</b>	<b>11.002.301</b>	<b>14.539.721</b>	<b>32,15</b>
KAYU OLAHAN	660.151	512.560	-22,36	540.931	479.719	-11,32
-KAYU LAPIS	252.597	299.676	18,64	233.259	250.579	7,42
-KAYU GERGAJIAN	66.599	9.568	-85,63	66.829	10.243	-84,67
-KAYU OLAHAN LAIN	340.954	203.316	-40,37	240.842	218.897	-9,11
BARANG DARI LOGAM TIDAK MULIA	412.514	655.160	58,82	1.065.369	1.908.081	79,10
-TIMAH	10.663	35.239	230,49	118.050	539.214	356,77
-ALUMINIUM	46.862	41.921	-10,54	141.524	125.502	-11,32
-NIKEL	6.682	21.939	228,34	150.082	373.266	148,71
-BESI/BAJA	292.005	360.379	23,42	343.625	438.812	27,70
-TEMBAGA	44.850	50.197	11,92	282.665	389.288	37,72
-SENG	684	832	21,54	1.568	1.326	-15,43
-LOGAM TIDAK MULIA LAIN	10.768	144.652	1.243,40	27.854	40.671	46,01
TEKSTIL	297.190	300.718	1,19	1.570.311	1.727.535	10,01
-PAKAIAN JADI	62.688	68.573	9,39	926.606	1.016.505	9,70
-KAIN TENUN	43.948	46.208	5,14	217.712	247.761	13,80
-TEKSTIL LAINNYA	190.554	185.937	-2,42	425.993	463.269	8,75
KARET ALAM OLAHAN	447.823	481.838	7,60	842.680	1.199.914	42,39
-BARANG DARI KARET	73.203	75.435	3,05	203.396	232.024	14,08
-SHEET	52.518	36.913	-29,71	91.969	88.850	-3,39
-CRUMB RUBBER	319.426	364.324	14,06	542.391	866.979	59,84
-CREPE	2.677	5.165	92,96	4.924	12.061	144,95
MAKANAN TERNAK	482.097	518.138	7,48	43.175	69.516	61,01
-BUNGKIL KELAPA	29.379	44.748	52,31	3.241	5.287	63,10
-DEDAK/BEKATUL	57.453	73.380	27,72	10.630	10.883	2,37
-LAINNYA	395.265	400.010	1,20	29.303	53.347	82,05
MINYAK ATSIRI DAN LAINNYA	8.592	11.380	32,44	36.779	64.274	74,75
-MINYAK ATSIRI LAINNYA	715	706	-1,19	11.464	27.591	140,67
-WANGI-WANGIAN DARI MINYAK ATSIRI	7878	10673	35,49	25.315	36.683	44,90
ROTAN OLAHAN	2.331	4.646	99,33	2.414	4.211	74,44
MINYAK NABATI	2.092.482	2.729.224	30,43	1.077.959	2.496.741	131,62
-MINYAK KELAPA SAWIT	1.767.908	2.294.105	29,76	894.397	2.044.384	128,58
-MINYAK BIJI KELAPA SAWIT	200.215	246.560	23,15	106.823	259.418	142,85
-MINYAK NABATI LAIN	124.359	188.560	51,63	76.739	192.938	151,42
ASAM BERLEMAK	110.794	138.250	24,78	57.988	117.959	103,42
-STEARIN	24.386	19.886	-18,45	15.288	20.154	31,83
-ASAM BERLEMAK LAIN	86.408	118.364	36,98	42.699	97.805	129,06

TABEL 3. PERKEMBANGAN EKSPOR KOMODITI HASIL INDUSTRI

JENIS BARANG	BERAT BERSIH (TON)		PERUB	NILAI FOB (RIBU US \$)		PERUB
	JAN-FEB 2007	JAN-FEB 2008	%	JAN-FEB 2007	JAN-FEB 2008	%
	(1)	(2)	(3)	(4)	(5)	(6)
ALAT LISTRIK UKUR FOGRAFI DLL	100.254	106.730	6,46	1.235.515	1.258.305	1,84
-ALAT LISTRIK	80.523	88.508	9,92	752.906	796.488	5,79
-DIODE TRANSISTOR	189	118	-37,66	19.995	23.904	19,55
-AUDIO VISUAL	18.031	16.192	-10,20	418.886	376.945	-10,01
-FOTOGRAFI DAN OPTIK	446	587	31,57	28.166	36.226	28,61
-ALAT UKUR	251	109	-56,40	1.727	2.450	41,89
-LONCENG ARLOJI DAN BAGIANNYA	813	1.216	49,50	13.834	22.292	61,14
MAKANAN OLAHAN	250.208	264.743	5,81	340.370	398.057	16,95
-COKLAT OLAHAN	23.750	22.951	-3,36	48.012	57.863	20,52
-GULA TETES	30.363	65.703	116,39	2.423	3.681	51,93
-KERUPUK UDANG	1.043	1.407	34,84	1.847	2.243	21,44
-BUAH/SAYURAN OLAHAN	80.858	68.862	-14,84	49.131	52.916	7,70
-MINUMAN OLAHAN	13.698	14.114	3,04	7.198	9.547	32,64
-ROKOK DAN TEMBAKAU OLAHAN	11.375	12.242	7,63	59.365	61.384	3,40
-DAGING TERNAK	546	549	0,50	1.949	2.314	18,75
-DAGING UNGGAS	0	26	92.757,14	16	30	82,32
-IKAN OLAHAN	24.657	27.509	11,57	82.431	105.901	28,47
-BERAS GILING	66	60	-9,58	36	46	29,65
-KOPI OLAHAN	16	40	156,78	23	123	428,84
-TEH OLAHAN	6.073	1.911	-68,53	10.905	4.514	-58,60
-GULA PASIR	39	108	175,06	35	179	407,79
-GULA LAINNYA	1.085	1.084	-0,10	547	719	31,45
-MAKANAN OLAHAN LAINNYA	56.639	48.176	-14,94	76.452	96.596	26,35
SEMEN	1.199.551	669.663	-44,17	36.204	22.052	-39,09
BARANG ANYAMAN	8.174	3.509	-57,08	17.398	9.953	-42,80
-DARI ROTAN	4.710	942	-80,01	9.924	2.950	-70,28
-DARI BAHAN LAINNYA	3.465	2.567	-25,91	7.475	7.003	-6,31
MEUBEL DAN BAGIAN-BAGIANNYA	156.929	154.240	-1,71	345.075	372.766	8,02
-DARI ROTAN	19.275	25.928	34,52	55.034	58.566	6,42
-DARI BAHAN LAINNYA	137.655	128.312	-6,79	290.041	314.200	8,33
BAHAN KIMIA	1.095.680	1.622.023	48,04	633.503	556.547	-12,15
-AN ORGANIK	304.801	1.090.177	257,67	82.190	111.795	36,02
-ORGANIK	502.976	498.005	-0,99	427.102	418.164	-2,09
-LAINNYA	287.903	33.841	-88,25	124.211	26.588	-78,59
PUPUK	6.580	36.717	458,02	986	10.325	946,99
PRODUK PHARMASI	1.592	1.566	-1,66	23.052	24.642	6,89
KULIT DAN BARANG DARI KULIT	1.699	2.063	21,41	31.671	40.841	28,96
KACA DAN BARANG DARI KACA	121.629	148.150	21,80	75.531	75.347	-0,24
KERTAS DAN BARANG DARI KERTAS	606.724	696.534	14,80	471.961	617.287	30,79
INDUSTRI LAINNYA	2.005.057	1.492.716	-25,55	2.553.428	3.085.648	20,84
-GLISEROL DAN LARUTAN ALKALI	3.555	8.150	129,26	678	3.809	462,09
-MARGARIN DAN LEMAK LAINNYA	61.041	93.738	53,57	33.910	88.710	161,60
-SABUN MANDI DAN CUCI	77.636	87.233	12,36	58.406	84.462	44,61
-BAHAN CELUP ORGANIK SINTETIK	5.664	5.382	-4,99	21.314	21.831	2,42
-PREPARAT PEMBASMI KUMAN DLL	6.677	8.555	28,13	21.976	23.742	8,04
-DAMAR TIRUAN BAHAN PLASTIK	171.984	207.546	20,68	270.795	343.836	26,97
-BAHAN KERTAS	471.807	415.625	-11,91	183.982	198.921	8,12
-ALAS KAKI (KULIT KARET DAN KANVAS)	19.291	22.008	14,08	267.684	302.473	13,00
-PRODUK KERAMIK	78.987	76.204	-3,52	41.247	49.967	21,14
-EMAS BATANGAN	6	6	-3,17	128.022	177.074	38,31
-PESAWAT UDARA DAN BAGIANNYA	591	415	-29,77	27.108	12.630	-53,41
-KAPAL LAUT DAN SEJENISNYA	39.927	50.245	25,84	130.359	82.136	-36,99
-PERLENGKAPAN OLAHRAGA DAN MAINAN	4.047	4.184	3,38	30.991	40.177	29,64



TABEL 3. PERKEMBANGAN EKSPOR KOMODITI HASIL INDUSTRI

JENIS BARANG	BERAT BERSIH (TON)		PERUB	NILAI FOB (RIBU US \$)		PERUB
	JAN-FEB 2007	JAN-FEB 2008	%	JAN-FEB 2007	JAN-FEB 2008	%
(1)	(2)	(3)	(4)	(5)	(6)	(7)
-PENA DAN PENSIL	1.378	1.161	-15,78	9.350	9.201	-1,59
-BATU SEMI PERMATA	13	20	58,56	242	38	-84,38
-KOPER TAS DOMPET PLASTIK/TEKSTIL	1.256	1.206	-4,01	7.724	9.350	21,05
-BARANG DARI LOGAM MULIA	56	48	-14,39	21.310	24.724	16,02
-PETI KEMAS	7.528	3.404	-54,78	7.407	4.633	-37,45
-KOMPUTER DAN BAGIANNYA	7.967	5.470	-31,35	202.004	124.838	-38,20
-KENDARAAN BERMOTOR RODA 2 DAN 3	635	1.155	81,93	4.793	9.058	89,00
-KENDARAAN BERMOTOR RODA 4 DAN LEE	15.604	33.621	115,47	93.596	232.598	148,51
-SUKU CADANG MESIN	17.441	21.772	24,83	157.679	153.599	-2,59
-SUKU CADANG KENDARAAN	24.732	30.953	25,15	176.316	216.823	22,97
-UBI KAYU OLAHAN	41.339	36.808	-10,96	4.511	6.246	38,45
-INDUSTRI LAINNYA	945.894	377.808	-60,06	652.024	864.773	32,63

TABEL 4. PERKEMBANGAN EKSPOR KOMODITI HASIL PERTAMBANGAN

JENIS BARANG	BERAT BERSIH (TON)		PERUB	NILAI FOB (RIBU US \$)		PERUB
	JAN-FEB 2007	JAN-FEB 2008	%	JAN-FEB 2007	JAN-FEB 2008	%
(1)	(2)	(3)	(4)	(5)	(6)	(7)
<b>TOTAL PERTAMBANGAN</b>	<b>38.138.633</b>	<b>37.059.959</b>	<b>-2,83</b>	<b>2.040.293</b>	<b>1.945.724</b>	<b>-4,64</b>
BIJI TEMBAGA	363.322	308.212	-15,17	843.283	628.384	-25,48
BIJI NIKEL	1.422.884	1.901.997	33,67	80.607	79.393	-1,51
BAUKSIT	1.513.980	1.966.232	29,87	13.348	16.840	26,16
BIJI TIMAH/TIN	138	2	-98,55	27	1	-97,85
BATU BARA	32.277.123	30.168.484	-6,53	1.065.211	1.161.985	9,08
GRANIT	993.498	752.595	-24,25	4.129	7.152	73,24
PASIR ALAM	400.673	14	-100,00	4.651	54	-98,83
HASIL TAMBANG LAIN	1.167.015	1.962.424	68,16	29.036	51.914	78,79

TABEL 5. PERKEMBANGAN EKSPOR INDONESIA MENURUT KOMODITI DAN NEGARA TUJUAN

JENIS BARANG	BERAT BERSIH (KG)		PERUB	NILAI FOB (US \$)		PERUB
	JAN-FEB 2007	JAN-FEB 2008	%	JAN-FEB 2007	JAN-FEB 2008	%
(1)	(2)	(3)	(4)	(5)	(6)	(7)
<b>MINYAK MENTAH</b>	<b>3.184.993.008</b>	<b>2.907.376.000</b>	<b>-8,72</b>	<b>1.236.924.392</b>	<b>1.910.794.110</b>	<b>54,48</b>
JAPAN	967.719.005	1.131.059.000	16,88	374.337.626	749.230.056	100,15
KOREA, REPUBLIC OF	612.564.000	696.696.000	13,73	210.998.133	419.207.423	98,68
TAIWAN	2	33.706.000	1.685.299.900,00	20	23.655.000	118.274.900,00
CHINA	457.078.000	387.406.000	-15,24	185.479.016	258.106.969	39,16
THAILAND	198.044.000	0	-100,00	82.561.622	0	-100,00
SINGAPORE	123.000.001	252.149.000	105,00	52.464.214	173.605.847	230,90
MALAYSIA	159.664.000	8.987.000	-94,37	59.256.953	6.166.717	-89,59
AUSTRALIA	586.602.000	329.867.000	-43,77	244.637.160	235.638.387	-3,68
NEW ZEALAND	0	40.542.000	--	0	29.307.949	--
UNITED STATES	80.312.000	26.964.000	-66,43	27.189.628	15.875.762	-41,61
CANADA	10.000	0	-100,00	20	0	-100,00
<b>HASIL MINYAK</b>	<b>1.092.565.380</b>	<b>1.010.380.462</b>	<b>-7,52</b>	<b>390.701.623</b>	<b>512.471.649</b>	<b>31,17</b>
JAPAN	436.820.906	514.880.670	17,87	148.674.611	232.367.199	56,29
HONG KONG	1	0	-100,00	1	0	-100,00
KOREA, REPUBLIC OF	143.817.156	27.543.503	-80,85	55.931.773	12.276.220	-78,05
TAIWAN	58.159.195	37.624.460	-35,31	22.567.252	16.929.349	-24,98
CHINA	161.509.280	88.814.324	-45,01	53.716.261	36.493.011	-32,06
PAPUA NEW GUINEA	1.736	0	-100,00	3.530	0	-100,00
THAILAND	92.695	19.361.340	20.787,15	86.203	16.259.953	18.762,40
SINGAPORE	250.754.511	295.730.580	17,94	100.467.161	184.267.047	83,41
PHILIPPINES	259.606	235.692	-9,21	260.066	250.336	-3,74
MALAYSIA	15.670.948	21.431.584	36,76	6.078.771	9.957.142	63,80
VIET NAM	29.920	26.521	-11,36	35.329	35.759	1,22
MALDIVES	1.108	0	-100,00	277	0	-100,00
INDIA	24.166.270	3.631.790	-84,97	2.223.038	2.613.161	17,55
PAKISTAN	4.080	241.687	5.823,70	5.508	356.883	6.379,36
IRAN (ISLAMIC REPUBLIC OF)	0	179.950	--	0	63.000	--
SOUTH AFRICA	3	0	-100,00	10	0	-100,00
AUSTRALIA	6	42.000	699.900,00	6	45.725	761.983,33
NEW ZEALAND	39.360	61.503	56,26	50.002	80.461	60,92
EAST TIMOR	1.078.741	458.640	-57,48	414.382	330.660	-20,20
UNITED STATES	10	0	-100,00	2	0	-100,00
NETHERLANDS	0	250	--	0	16	--
GERMANY, FED. REP. OF	8	0	-100,00	5	0	-100,00
FINLAND	4.760	44.878	842,82	5.250	53.875	926,19
UKRAINE	16.660	0	-100,00	20.575	0	-100,00
RUSSIA FEDERATION	138.420	71.090	-48,64	161.610	91.852	-43,16
<b>GAS ALAM</b>	<b>3.495.880.521</b>	<b>3.644.295.481</b>	<b>4,25</b>	<b>1.361.983.677</b>	<b>2.201.677.547</b>	<b>61,65</b>
JAPAN	2.224.551.940	2.246.896.976	1,00	781.160.881	1.162.730.983	48,85
KOREA, REPUBLIC OF	703.706.852	818.145.380	16,26	324.808.454	605.493.556	86,42
CHINA	562.298.074	564.753.125	0,44	252.694.460	418.636.008	65,67
THAILAND	5.323.655	14.500.000	172,37	3.319.882	14.817.000	346,31
<b>KARET ALAM</b>	<b>1.888.632</b>	<b>2.480.305</b>	<b>31,33</b>	<b>2.136.509</b>	<b>4.026.746</b>	<b>88,47</b>
JAPAN	32.000	13.722	-57,12	150.400	21.964	-85,40
HONG KONG	0	401.100	--	0	610.190	--
KOREA, REPUBLIC OF	47.980	360.360	651,06	26.097	857.011	3.183,94
CHINA	670.050	1.223.568	82,61	834.069	1.967.646	135,91
SINGAPORE	173.546	193.455	11,47	88.421	93.130	5,33
TURKEY	126.000	288.100	128,65	127.260	476.805	274,67
UNITED STATES	700.000	0	-100,00	696.251	0	-100,00
BRAZIL	100.108	0	-100,00	114.520	0	-100,00
MARTINIQUE	92	0	-100,00	157	0	-100,00
NETHERLANDS	38.856	0	-100,00	99.334	0	-100,00
<b>KOPI</b>	<b>33.112.356</b>	<b>61.204.431</b>	<b>84,84</b>	<b>65.042.421</b>	<b>126.951.412</b>	<b>95,18</b>
JAPAN	6.345.179	9.670.280	52,40	11.869.049	20.684.050	74,27
HONG KONG	160.198	91.664	-42,78	337.426	213.262	-36,80
KOREA, REPUBLIC OF	4	19.322	482.950,00	10	40.565	405.550,00
TAIWAN	631.770	507.174	-19,72	1.501.232	1.382.828	-7,89
CHINA	69.600	73.200	5,17	131.497	136.247	3,61
PAPUA NEW GUINEA	0	1.124	--	0	1.541	--
SINGAPORE	2.713.421	647.902	-76,12	6.080.343	963.097	-84,16
PHILIPPINES	18.000	0	-100,00	42.275	0	-100,00
MALAYSIA	1.460.045	2.051.686	40,52	1.995.629	3.647.790	82,79
INDIA	348.000	2.126.640	511,10	440.220	3.500.250	695,11
SAUDI ARABIA	0	21.000	--	0	56.700	--
ISRAEL	0	17.760	--	0	36.497	--
UNITED ARAB EMIRATES	125.100	185.100	47,96	192.368	375.008	94,94
EGYPT	778.080	1.744.800	124,24	1.335.724	3.221.980	141,22
MOROCCO	433.200	942.000	117,45	593.924	1.622.704	173,22
ALGERIA	382.200	790.200	106,75	533.564	1.330.725	149,40
BURKINA FASO	0	17.999	--	0	54.600	--
SOUTH AFRICA	414.000	1.709.896	313,02	525.868	3.520.339	569,43
AUSTRALIA	235.200	1.714.200	628,83	502.132	3.167.137	530,74

TABEL 5. PERKEMBANGAN EKSPOR INDONESIA MENURUT KOMODITI DAN NEGARA TUJUAN

JENIS BARANG	BERAT BERSIH (KG)		PERUB	NILAI FOB (US \$)		PERUB
	JAN-FEB 2007	JAN-FEB 2008	%	JAN-FEB 2007	JAN-FEB 2008	%
	(1)	(2)	(3)	(4)	(5)	(6)
NEW ZEALAND	54.000	91.200	68,89	149.040	309.558	107,70
AMERICAN SAMOA	13.451	0	-100,00	4.917	0	-100,00
FIJI	157	0	-100,00	664	0	-100,00
UNITED STATES	5.274.596	11.823.223	124,15	16.031.472	31.872.514	98,81
CANADA	305.100	474.300	55,46	741.861	1.626.610	119,26
MEXICO	52.500	1.761.000	3.254,29	148.707	3.728.642	2.407,37
ECUADOR	307.200	657.600	114,06	476.160	1.116.716	134,53
UNITED KINGDOM	576.000	1.354.200	135,10	1.058.484	2.350.226	122,04
NETHERLANDS	79.980	66.500	-16,85	225.273	218.073	-3,20
FRANCE	126.000	56.400	-55,24	131.040	104.820	-20,01
GERMANY, FED. REP. OF	4.464.255	13.572.263	204,02	7.602.330	24.504.350	222,33
BELGIUM	696.900	1.293.498	85,61	1.310.625	2.814.474	114,74
SWITZERLAND	179.100	112.800	-37,02	279.180	219.169	-21,50
DENMARK	133.800	91.500	-31,61	298.721	194.627	-34,85
NORWAY	36.000	18.000	-50,00	102.208	65.700	-35,72
SWEDEN	168.300	132.000	-21,57	330.617	363.137	9,84
IRELAND	144.000	36.000	-75,00	340.575	120.150	-64,72
ITALY	1.591.800	3.678.600	131,10	2.633.970	6.781.676	157,47
SPAIN	88.200	156.600	77,55	155.082	307.200	98,09
PORTUGAL	367.200	57.600	-84,31	643.244	108.692	-83,10
GREECE	181.200	150.000	-17,22	375.505	278.377	-25,87
POLAND	765.620	386.400	-49,53	953.349	660.150	-30,75
ROMANIA	872.400	450.000	-48,42	1.121.664	835.319	-25,53
BULGARIA	730.200	660.000	-9,61	1.011.541	1.221.755	20,78
ARMENIA	285.000	0	-100,00	496.575	0	-100,00
LATVIA	0	162.000	--	0	270.648	--
ESTONIA	0	342.000	--	0	557.223	--
GEORGIA	1.397.400	727.800	-47,92	2.088.516	1.210.716	-42,03
CZECH REPUBLIC	0	273.000	--	0	450.870	--
RUSSIA FEDERATION	108.000	288.000	166,67	249.840	704.700	182,06
<b>KAYU BULAT</b>	<b>39.312</b>	<b>0</b>	<b>-100,00</b>	<b>22.019</b>	<b>0</b>	<b>-100,00</b>
JAPAN	18.613	0	-100,00	5.628	0	-100,00
KOREA, REPUBLIC OF	1	0	-100,00	8	0	-100,00
SINGAPORE	50	0	-100,00	901	0	-100,00
VIET NAM	8	0	-100,00	56	0	-100,00
UNITED ARAB EMIRATES	20.492	0	-100,00	10.000	0	-100,00
UNITED KINGDOM	148	0	-100,00	5.426	0	-100,00
<b>UDANG SEGAR/BEKU</b>	<b>20.645.003</b>	<b>21.507.296</b>	<b>4,18</b>	<b>137.209.601</b>	<b>140.025.480</b>	<b>2,05</b>
JAPAN	6.254.182	5.269.788	-15,74	52.009.637	43.871.715	-15,65
HONG KONG	1.094.479	701.298	-35,92	5.351.241	3.431.546	-35,87
KOREA, REPUBLIC OF	51.421	50.372	-2,04	347.513	416.385	19,82
TAIWAN	689.115	368.913	-46,47	806.875	1.098.151	36,10
CHINA	467.420	1.355.482	189,99	1.868.000	2.211.058	18,36
MACAU	0	1.442	--	0	1.442	--
THAILAND	153	15.163	9.810,46	349	99.841	28.507,74
SINGAPORE	666.359	288.567	-56,69	1.163.099	871.304	-25,09
PHILIPPINES	4.928	0	-100,00	17.357	0	-100,00
MALAYSIA	807.875	772.593	-4,37	1.106.364	1.099.916	-0,58
VIET NAM	119.717	103.046	-13,93	1.033.485	1.126.652	9,01
TURKEY	17.664	0	-100,00	18.547	0	-100,00
UNITED ARAB EMIRATES	0	33.592	--	0	228.241	--
CYPRUS	8.700	9.000	3,45	71.391	73.618	3,12
EGYPT	55.033	111.385	102,40	396.516	670.435	69,08
REUNION	24.428	22.186	-9,18	207.137	237.389	14,60
SOUTH AFRICA	0	523	--	0	1.445	--
MAURITIUS	16.796	17.164	2,19	107.493	125.157	16,43
AUSTRALIA	78.836	34.789	-55,87	585.416	269.378	-53,99
NEW ZEALAND	31.251	17.078	-45,35	169.915	95.930	-43,54
GUAM	0	660	--	0	21.545	--
UNITED STATES	6.795.010	9.372.820	37,94	50.772.714	65.283.175	28,58
CANADA	107.499	89.476	-16,77	645.158	476.094	-26,21
PUERTO RICO	97.620	144.538	48,06	608.703	925.181	51,99
UNITED KINGDOM	887.653	802.874	-9,55	5.672.875	5.465.902	-3,65
NETHERLANDS	39.946	178.378	346,55	265.695	1.175.241	342,33
FRANCE	37.831	40.000	5,73	184.033	317.275	72,40
GERMANY, FED. REP. OF	232.216	232.182	-0,01	1.361.748	1.530.703	12,41
BELGIUM	1.620.699	1.158.095	-28,54	9.801.560	7.390.247	-24,60
SWITZERLAND	32.484	20.602	-36,58	212.592	137.292	-35,42
DENMARK	37.103	71.380	92,38	392.313	462.005	17,76
SWEDEN	28.020	0	-100,00	269.365	0	-100,00
ITALY	164.896	143.589	-12,92	612.069	470.497	-23,13
SPAIN	56.502	18.162	-67,86	407.786	99.584	-75,58
PORTUGAL	0	26.655	--	0	82.239	--
GREECE	0	4.362	--	0	10.362	--
UKRAINE	0	14.710	--	0	92.172	--
LATVIA	44.420	0	-100,00	290.336	0	-100,00

TABEL 5. PERKEMBANGAN EKSPOR INDONESIA MENURUT KOMODITI DAN NEGARA TUJUAN

JENIS BARANG	BERAT BERSIH (KG)		PERUB	NILAI FOB (US \$)		PERUB
	JAN-FEB 2007	JAN-FEB 2008	%	JAN-FEB 2007	JAN-FEB 2008	%
	(1)	(2)	(3)	(4)	(5)	(6)
GEORGIA	74.736	0	-100,00	452.307	0	-100,00
RUSSIA FEDERATION	11	16.432	149.281,82	12	156.363	1.302.925,00
<b>TEH</b>	<b>5.884.600</b>	<b>14.405.622</b>	<b>144,80</b>	<b>7.975.622</b>	<b>20.015.961</b>	<b>150,96</b>
JAPAN	7.676	249.755	3.153,71	35.997	375.795	943,96
HONG KONG	481	3.768	683,37	3.717	2.219	-40,30
KOREA, REPUBLIC OF	27	0	-100,00	205	0	-100,00
TAIWAN	32.453	154.368	375,67	33.814	170.896	405,40
CHINA	24.010	49.800	107,41	18.207	38.134	109,45
THAILAND	93	0	-100,00	680	0	-100,00
SINGAPORE	27.899	137.384	392,43	41.481	171.026	312,30
PHILIPPINES	74	0	-100,00	560	0	-100,00
MALAYSIA	797.442	1.422.630	78,40	926.979	2.110.270	127,65
MALDIVES	0	154	--	0	409	--
INDIA	140.560	523.908	272,73	193.774	636.037	228,24
PAKISTAN	896.052	2.120.414	136,64	1.565.227	3.570.341	128,10
SRI LANKA	27.237	70.040	157,15	41.476	105.681	154,80
AFGHANISTAN	47.300	94.700	100,21	52.668	122.817	133,19
IRAN (ISLAMIC REPUBLIC OF)	37.400	0	-100,00	53.432	0	-100,00
SAUDI ARABIA	28.097	37.339	32,89	65.445	39.286	-39,97
ISRAEL	0	32.000	--	0	37.204	--
TURKEY	0	129.920	--	0	227.849	--
UNITED ARAB EMIRATES	366.407	635.917	73,55	335.195	781.854	133,25
EGYPT	0	221.580	--	0	337.702	--
KENYA	25.000	0	-100,00	11.250	0	-100,00
NIGERIA	24.200	0	-100,00	36.640	0	-100,00
UGANDA	45	0	-100,00	422	0	-100,00
DJIBOUTI	0	41.325	--	0	24.382	--
SOUTH AFRICA	0	108.000	--	0	227.010	--
AUSTRALIA	25.273	81.511	222,52	56.456	96.050	70,13
NEW ZEALAND	94.160	73.875	-21,54	111.580	73.626	-34,02
FIJI	0	10.000	--	0	13.200	--
EAST TIMOR	20.400	0	-100,00	22.542	0	-100,00
UNITED STATES	507.134	1.122.297	121,30	786.980	1.467.738	86,50
CANADA	67.146	107.600	60,25	70.399	144.836	105,74
CHILE	30.000	118.660	295,53	38.600	191.722	396,69
UNITED KINGDOM	467.404	1.956.614	318,61	620.316	2.729.514	340,02
NETHERLANDS	157.360	735.479	367,39	167.106	1.006.167	502,11
GERMANY, FED. REP. OF	774.694	1.058.137	36,59	915.747	1.196.042	30,61
SWITZERLAND	0	48	--	0	120	--
DENMARK	0	9.400	--	0	16.168	--
SWEDEN	0	10.400	--	0	10.483	--
IRELAND	12.400	0	-100,00	17.720	0	-100,00
SPAIN	7.003	0	-100,00	12.706	0	-100,00
POLAND	132.690	502.406	278,63	145.163	674.114	364,38
KAZAKHSTAN	0	48.000	--	0	60.116	--
UKRAINE	94.018	122.825	30,64	139.246	148.883	6,92
LATVIA	9.180	28.047	205,52	13.036	46.187	254,30
CZECH REPUBLIC	0	1.921	--	0	17.981	--
RUSSIA FEDERATION	1.003.285	2.385.400	137,76	1.440.856	3.144.102	118,21
<b>-LADA HITAM</b>	<b>1.480.935</b>	<b>9.630.555</b>	<b>550,30</b>	<b>3.655.586</b>	<b>26.144.146</b>	<b>615,18</b>
JAPAN	114.114	117.924	3,34	269.701	426.941	58,30
HONG KONG	0	16.000	--	0	55.125	--
KOREA, REPUBLIC OF	60.077	30.000	-50,06	173.935	105.675	-39,24
TAIWAN	25.850	15.500	-40,04	54.900	15.000	-72,68
CHINA	0	15.000	--	0	54.130	--
SINGAPORE	219.116	562.650	156,78	357.630	1.561.955	336,75
MALAYSIA	21.000	15.000	-28,57	24.061	43.750	81,83
NEPAL	0	59.400	--	0	204.901	--
VIET NAM	2.187	245.000	11.102,56	6.000	576.310	9.505,17
INDIA	168.533	1.473.000	774,01	322.005	4.768.474	1.380,87
PAKISTAN	0	45.000	--	0	143.400	--
BENIN	0	19.050	--	0	55.245	--
SOUTH AFRICA	0	18.960	--	0	6.636	--
AUSTRALIA	0	135.016	--	0	510.172	--
UNITED STATES	747.000	6.275.251	740,06	2.054.499	15.962.573	676,96
CANADA	63.058	50.000	-20,71	211.250	168.228	-20,37
DOMINICAN REPUBLIC	0	4.685	--	0	15.750	--
NETHERLANDS	30.000	262.000	773,33	105.105	828.257	688,03
FRANCE	0	13.500	--	0	41.750	--
GERMANY, FED. REP. OF	30.000	30.000	0,00	76.500	60.125	-21,41
ITALY	0	46.000	--	0	161.923	--
PORTUGAL	0	2.518	--	0	5.263	--
BULGARIA	0	34.949	--	0	82.163	--
RUSSIA FEDERATION	0	144.152	--	0	290.400	--
<b>-LADA PUTIH</b>	<b>2.119.151</b>	<b>4.599.664</b>	<b>117,05</b>	<b>7.914.570</b>	<b>21.774.968</b>	<b>175,13</b>

TABEL 5. PERKEMBANGAN EKSPOR INDONESIA MENURUT KOMODITI DAN NEGARA TUJUAN

JENIS BARANG	BERAT BERSIH (KG)		PERUB	NILAI FOB (US \$)		PERUB
	JAN-FEB 2007	JAN-FEB 2008	%	JAN-FEB 2007	JAN-FEB 2008	%
(1)	(2)	(3)	(4)	(5)	(6)	(7)
JAPAN	225.647	480.000	112,72	928.920	2.329.117	150,73
HONG KONG	16.192	0	-100,00	56.360	0	-100,00
KOREA, REPUBLIC OF	32.788	16.765	-48,87	130.172	66.175	-49,16
TAIWAN	31.000	32.000	3,23	115.039	110.970	-3,54
CHINA	0	17.000	--	0	80.750	--
SINGAPORE	445.000	969.500	117,87	1.511.438	4.489.750	197,05
PHILIPPINES	620	0	-100,00	1.610	0	-100,00
MALAYSIA	68.326	102.000	49,28	256.648	462.664	80,27
VIET NAM	218.316	282.000	29,17	987.133	1.338.324	35,58
INDIA	54.254	218.000	301,81	191.411	1.009.395	427,34
PAKISTAN	0	1.591	--	0	7.828	--
AUSTRALIA	0	34.000	--	0	160.200	--
EAST TIMOR	4	0	-100,00	8	0	-100,00
UNITED STATES	400.000	841.000	110,25	1.543.558	4.114.187	166,54
CANADA	0	33.000	--	0	155.605	--
DOMINICAN REPUBLIC	0	4.238	--	0	14.250	--
UNITED KINGDOM	0	16.000	--	0	81.200	--
NETHERLANDS	399.000	916.000	129,57	1.396.284	4.350.443	211,57
FRANCE	0	16.000	--	0	68.960	--
GERMANY, FED. REP. OF	187.000	451.000	141,18	665.439	2.141.605	221,83
BELGIUM	34.000	68.000	100,00	120.050	327.540	172,84
ITALY	0	32.000	--	0	150.037	--
SPAIN	0	34.000	--	0	169.055	--
PORTUGAL	7.004	20.570	193,69	10.500	83.288	693,22
BULGARIA	0	15.000	--	0	63.625	--
<b>-KAYU MANIS DAN BUNGANYA</b>	<b>4.695.937</b>	<b>5.347.673</b>	<b>13,88</b>	<b>3.375.299</b>	<b>4.026.206</b>	<b>19,28</b>
JAPAN	7.700	0	-100,00	7.670	0	-100,00
KOREA, REPUBLIC OF	10.370	31.320	202,03	12.837	20.767	61,77
TAIWAN	11.602	260	-97,76	9.318	100	-98,93
THAILAND	236.200	406.201	71,97	131.770	352.540	167,54
SINGAPORE	121.306	111.921	-7,74	79.625	85.553	7,44
PHILIPPINES	99	0	-100,00	257	0	-100,00
MALAYSIA	161.734	204.650	26,53	99.552	119.958	20,50
VIET NAM	17.999	0	-100,00	9.238	0	-100,00
MALDIVES	0	76	--	0	203	--
INDIA	147.421	173.320	17,57	106.401	136.461	28,25
SAUDI ARABIA	10.000	0	-100,00	2.500	0	-100,00
ISRAEL	0	69.000	--	0	44.896	--
JORDAN	24.000	0	-100,00	7.200	0	-100,00
SYRIA ARAB REPUBLIC	58.000	81.100	39,83	30.140	49.558	64,43
TURKEY	142.000	102.000	-28,17	77.301	39.372	-49,07
UNITED ARAB EMIRATES	117.000	47.842	-59,11	27.250	31.224	14,58
EGYPT	9.840	34.100	246,54	7.748	27.260	251,83
MOROCCO	36.000	150.000	316,67	9.600	90.000	837,50
TUNISIA	9.950	20.000	101,01	11.194	18.500	65,27
ALGERIA	45.025	16.520	-63,31	29.701	10.150	-65,83
REUNION	10.385	0	-100,00	5.816	0	-100,00
SOUTH AFRICA	10.000	36.529	265,29	5.800	41.900	622,41
AUSTRALIA	243	11.904	4.798,77	269	16.055	5.868,40
UNITED STATES	2.393.245	2.443.514	2,10	1.969.821	1.825.859	-7,31
CANADA	72.000	22.000	-69,44	52.495	19.710	-62,45
VENEZUELA	0	31.161	--	0	24.450	--
BRAZIL	230.859	151.998	-34,16	137.660	117.007	-15,00
PUERTO RICO	9.500	0	-100,00	8.865	0	-100,00
DOMINICAN REPUBLIC	221.000	136.408	-38,28	130.090	96.468	-25,85
DOMINICA	36.000	36.000	0,00	6.480	9.000	38,89
UNITED KINGDOM	3.100	23.000	641,94	10.465	18.490	76,68
NETHERLANDS	104.050	237.045	127,82	70.575	192.685	173,02
FRANCE	59.000	211.223	258,01	64.072	186.375	190,88
GERMANY, FED. REP. OF	53.000	218.210	311,72	33.475	187.686	460,68
BELGIUM	39.005	97.000	148,69	21.282	83.665	293,13
DENMARK	9.000	0	-100,00	4.905	0	-100,00
NORWAY	9.000	0	-100,00	7.649	0	-100,00
ITALY	35.692	40.670	13,95	32.502	36.004	10,77
SPAIN	20.000	47.000	135,00	10.775	27.390	154,20
PORTUGAL	47.593	8.000	-83,19	26.038	9.910	-61,94
GREECE	107.999	53.998	-50,00	80.073	46.514	-41,91
POLAND	35.000	91.681	161,95	22.250	58.408	162,51
RUSSIA FEDERATION	24.020	2.022	-91,58	14.640	2.088	-85,74
<b>-BIJI PALA &amp; BUNGANYA DAN KAPULA</b>	<b>3.045.455</b>	<b>2.656.085</b>	<b>-12,79</b>	<b>8.005.834</b>	<b>9.574.050</b>	<b>19,59</b>
JAPAN	92.276	89.805	-2,68	648.557	640.068	-1,31
HONG KONG	9.309	7	-99,92	5.660	34	-99,40
KOREA, REPUBLIC OF	66.170	39.250	-40,68	64.410	61.284	-4,85
CHINA	0	4.585	--	0	2.720	--
THAILAND	28.241	32.830	16,25	115.948	164.699	42,05
SINGAPORE	141.234	259.850	83,99	587.563	1.408.203	139,67

TABEL 5. PERKEMBANGAN EKSPOR INDONESIA MENURUT KOMODITI DAN NEGARA TUJUAN

JENIS BARANG	BERAT BERSIH (KG)		PERUB	NILAI FOB (US \$)		PERUB
	JAN-FEB 2007	JAN-FEB 2008	%	JAN-FEB 2007	JAN-FEB 2008	%
	(1)	(2)	(3)	(4)	(5)	(6)
PHILIPPINES	10.829	0	-100,00	28.088	0	-100,00
MALAYSIA	171.920	137.146	-20,23	377.692	473.290	25,31
VIET NAM	1.185.478	713.246	-39,83	1.197.314	1.201.410	0,34
MALDIVES	0	121	--	0	163	--
INDIA	250.506	151.367	-39,58	530.000	669.241	26,27
PAKISTAN	22.200	62.151	179,96	79.735	391.963	391,58
BANGLADESH	8.985	25.423	182,95	14.592	138.989	852,50
AFGHANISTAN	0	8.000	--	0	64.000	--
SAUDI ARABIA	10.300	0	-100,00	3.878	0	-100,00
UNITED ARAB EMIRATES	22.162	35.276	59,17	10.172	118.254	1.062,54
QATAR	193	0	-100,00	262	0	-100,00
MOROCCO	29.393	29.049	-1,17	90.501	98.524	8,87
NIGERIA	15.000	0	-100,00	99.000	0	-100,00
BENIN	0	16.395	--	0	4.338	--
SOUTH AFRICA	24.000	0	-100,00	87.200	0	-100,00
AUSTRALIA	24.420	13.517	-44,65	82.383	56.140	-31,85
UNITED STATES	136.096	152.565	12,10	573.038	513.631	-10,37
CANADA	11.499	0	-100,00	52.650	0	-100,00
ARGENTINA	0	121.600	--	0	114.658	--
DOMINICAN REPUBLIC	0	3.667	--	0	12.330	--
NETHERLANDS	399.438	374.015	-6,36	1.793.570	1.451.411	-19,08
FRANCE	10.500	22.999	119,04	61.425	177.680	189,26
GERMANY, FED. REP. OF	86.499	94.800	9,60	357.631	493.405	37,96
BELGIUM	123.103	145.418	18,13	472.348	836.321	77,06
ITALY	102.194	65.503	-35,90	481.899	272.219	-43,51
SPAIN	24.010	30.000	24,95	91.244	132.930	45,69
UKRAINE	13.500	13.500	0,00	40.712	41.145	1,06
RUSSIA FEDERATION	26.000	14.000	-46,15	58.362	35.000	-40,03
<b>-PANILI</b>	<b>4.721</b>	<b>25.347</b>	<b>436,90</b>	<b>81.810</b>	<b>341.408</b>	<b>317,32</b>
JAPAN	50	1	-98,00	1.500	470	-68,67
HONG KONG	0	50	--	0	1.292	--
CHINA	0	500	--	0	10.626	--
MALAYSIA	480	30	-93,75	3.850	699	-81,84
AUSTRALIA	100	202	102,00	2.245	4.408	96,35
UNITED STATES	2.032	9.538	369,39	30.672	31.792	3,65
DOMINICA	250	120	-52,00	9.117	3.600	-60,51
UNITED KINGDOM	554	359	-35,20	14.020	6.955	-50,39
NETHERLANDS	0	10.000	--	0	205.000	--
GERMANY, FED. REP. OF	1.255	4.547	262,31	20.406	76.566	275,21
<b>-LAINNYA</b>	<b>2.174.320</b>	<b>2.733.402</b>	<b>25,71</b>	<b>3.692.549</b>	<b>3.177.322</b>	<b>-13,95</b>
JAPAN	90.252	52.193	-42,17	106.820	38.860	-63,62
HONG KONG	269	5.914	2.098,51	1.193	47.792	3.906,04
KOREA, REPUBLIC OF	20.557	101	-99,51	26.548	365	-98,63
TAIWAN	25.932	15.023	-42,07	120.282	19.956	-83,41
CHINA	41.000	89.809	119,05	91.248	16.040	-82,42
THAILAND	12.804	7.700	-39,86	52.338	43.407	-17,06
SINGAPORE	299.813	217.915	-27,32	126.736	391.200	208,67
PHILIPPINES	0	5.700	--	0	9.890	--
MALAYSIA	125.781	540.355	329,60	176.802	412.715	133,43
BRUNEI DARUSSALAM	1.254	8.137	548,88	191.260	12.214	-93,61
NEPAL	0	12.042	--	0	12.100	--
VIET NAM	341.264	439.417	28,76	263.004	295.527	12,37
MALDIVES	0	21	--	0	86	--
INDIA	404.046	578.334	43,14	466.657	912.086	95,45
PAKISTAN	0	131.320	--	0	44.821	--
SAUDI ARABIA	386.062	153.911	-60,13	1.021.173	273.959	-73,17
ISRAEL	0	10.000	--	0	2.300	--
YEMEN	48	12.000	24.900,00	1.440	34.325	2.283,68
SYRIA ARAB REPUBLIC	40.000	89.050	122,63	5.000	20.270	305,40
UNITED ARAB EMIRATES	47.056	119.440	153,83	36.215	98.621	172,32
EGYPT	49.369	69.700	41,18	19.854	101.929	413,39
NIGERIA	13.950	0	-100,00	21.330	0	-100,00
SOUTH AFRICA	0	28.520	--	0	8.458	--
AUSTRALIA	66.455	8.576	-87,10	212.635	26.364	-87,60
NEW ZEALAND	4.020	0	-100,00	23.445	0	-100,00
UNITED STATES	90.802	48.458	-46,63	406.689	183.928	-54,77
CANADA	0	985	--	0	4.297	--
BRAZIL	5.733	10.057	75,42	32.120	51.026	58,86
UNITED KINGDOM	0	7.820	--	0	3.477	--
NETHERLANDS	64.654	36.128	-44,12	167.337	80.270	-52,03
GERMANY, FED. REP. OF	37.136	8.500	-77,11	114.154	8.147	-92,86
BELGIUM	0	24.750	--	0	19.625	--
ITALY	63	85	34,92	183	254	38,80
PORTUGAL	0	1.441	--	0	3.013	--
UKRAINE	6.000	0	-100,00	8.086	0	-100,00

TABEL 5. PERKEMBANGAN EKSPOR INDONESIA MENURUT KOMODITI DAN NEGARA TUJUAN

JENIS BARANG	BERAT BERSIH (KG)		PERUB	NILAI FOB (US \$)		PERUB
	JAN-FEB 2007	JAN-FEB 2008	%	JAN-FEB 2007	JAN-FEB 2008	%
(1)	(2)	(3)	(4)	(5)	(6)	(7)
<b>TEBAKAU</b>	<b>3.355.055</b>	<b>4.095.634</b>	<b>22,07</b>	<b>8.023.030</b>	<b>12.066.120</b>	<b>50,39</b>
JAPAN	1.307	0	-100,00	5.748	0	-100,00
CHINA	23.760	5.760	-75,76	28.512	6.182	-78,32
SINGAPORE	19.800	0	-100,00	12.870	0	-100,00
PHILIPPINES	150.919	932.416	517,83	259.372	2.238.187	762,93
MALAYSIA	215.521	510.840	137,03	81.827	1.776.170	2.070,64
VIET NAM	0	313.976	--	0	244.530	--
SRI LANKA	10.213	42.488	316,02	112.149	601.173	436,05
YEMEN	0	9	--	0	60	--
UNITED ARAB EMIRATES	0	39.600	--	0	95.040	--
UNITED STATES	449.696	338.603	-24,70	381.284	348.477	-8,60
HONDURAS	0	59.580	--	0	228.675	--
NICARAGUA	0	108.761	--	0	344.231	--
PARAGUAY	80.000	0	-100,00	64.000	0	-100,00
PUERTO RICO	144.000	0	-100,00	342.859	0	-100,00
NETHERLANDS	361.407	197	-99,95	652.550	197	-99,97
FRANCE	134.640	0	-100,00	45.540	0	-100,00
GERMANY, FED. REP. OF	336.227	68.894	-79,51	1.594.728	1.876.932	17,70
BELGIUM	976.747	578.335	-40,79	3.989.595	3.425.009	-14,15
DENMARK	4.906	0	-100,00	211.273	0	-100,00
ITALY	43.644	293	-99,33	63.283	407	-99,36
SPAIN	0	116.856	--	0	190.455	--
UKRAINE	59.400	100.440	69,09	37.620	128.562	241,74
RUSSIA FEDERATION	342.868	878.586	156,25	139.820	561.833	301,83
<b>BIJI COKLAT</b>	<b>54.246.834</b>	<b>48.621.450</b>	<b>-10,37</b>	<b>71.809.224</b>	<b>93.257.801</b>	<b>29,87</b>
KOREA, REPUBLIC OF	0	3	--	0	17	--
TAIWAN	0	1.258	--	0	2.387	--
CHINA	1.849.000	3.834.538	107,38	2.389.040	7.349.822	207,65
THAILAND	1.007.000	748.997	-25,62	788.895	1.157.776	46,76
SINGAPORE	4.539.500	5.850.049	28,87	6.650.545	11.309.426	70,05
MALAYSIA	27.016.823	32.399.001	19,92	35.493.690	62.193.114	75,22
INDIA	0	150.000	--	0	244.975	--
SAUDI ARABIA	14.000	0	-100,00	12.600	0	-100,00
UNITED ARAB EMIRATES	0	1	--	0	1	--
EGYPT	30.000	0	-100,00	13.500	0	-100,00
UNITED STATES	13.108.514	2.345.000	-82,11	17.585.792	5.099.115	-71,00
CANADA	0	500.000	--	0	837.528	--
BRAZIL	0	2.717.590	--	0	4.887.160	--
COLOMBIA	5.350.000	0	-100,00	6.896.500	0	-100,00
NETHERLANDS	222.500	37.504	-83,14	356.300	84.133	-76,39
FRANCE	7	5	-28,57	10	11	10,00
GERMANY, FED. REP. OF	251.990	37.500	-85,12	349.643	92.325	-73,59
BELGIUM	722.500	0	-100,00	1.155.465	0	-100,00
DENMARK	0	4	--	0	11	--
SPAIN	135.000	0	-100,00	117.244	0	-100,00
<b>-IKAN TONGKOL/TUNA</b>	<b>7.898.247</b>	<b>9.709.989</b>	<b>22,94</b>	<b>19.513.347</b>	<b>22.321.231</b>	<b>14,39</b>
JAPAN	2.393.554	2.198.879	-8,13	9.452.060	9.047.209	-4,28
HONG KONG	294.346	270.590	-8,07	344.418	397.186	15,32
KOREA, REPUBLIC OF	79.785	661.985	729,71	357.439	1.100.542	207,90
TAIWAN	385.344	259.321	-32,70	337.531	603.360	78,76
CHINA	363.757	185.653	-48,96	171.413	91.927	-46,37
THAILAND	1.225.578	2.421.799	97,60	1.304.984	2.771.571	112,38
SINGAPORE	776.960	204.443	-73,69	1.953.201	399.693	-79,54
PHILIPPINES	437.779	273.794	-37,46	146.936	174.959	19,07
MALAYSIA	21.850	248.023	1.035,12	45.687	566.627	1.140,24
VIET NAM	405.583	1.644.609	305,49	658.309	1.950.325	196,26
SRI LANKA	0	70.304	--	0	104.684	--
SAUDI ARABIA	500	0	-100,00	6.475	0	-100,00
ISRAEL	0	28.350	--	0	28.350	--
KUWAIT	27.256	152	-99,44	27.256	1.140	-95,82
JORDAN	0	200	--	0	2.340	--
LEBANON	0	330	--	0	2.706	--
UNITED ARAB EMIRATES	1.922	3.035	57,91	11.425	19.875	73,96
EGYPT	25.313	98.949	290,90	91.125	77.586	-14,86
MOROCCO	201	0	-100,00	201	0	-100,00
SENEGAL	54.000	0	-100,00	55.720	0	-100,00
BENIN	8.030	0	-100,00	73.200	0	-100,00
SOUTH AFRICA	25.997	26.000	0,01	22.098	36.400	64,72
MAURITIUS	0	59.690	--	0	124.378	--
AUSTRALIA	14.108	38.164	170,51	75.977	149.726	97,07
NEW ZEALAND	0	5.000	--	0	64.000	--
UNITED STATES	731.649	795.665	8,75	2.789.237	3.626.894	30,03
CANADA	552	28.529	5.068,30	6.248	229.173	3.567,94
MEXICO	60.769	64.550	6,22	494.761	523.024	5,71
PANAMA	216.000	0	-100,00	200.200	0	-100,00
TRINIDAD AND TOBAGO	185.000	0	-100,00	189.950	0	-100,00

TABEL 5. PERKEMBANGAN EKSPOR INDONESIA MENURUT KOMODITI DAN NEGARA TUJUAN

JENIS BARANG	BERAT BERSIH (KG)		PERUB	NILAI FOB (US \$)		PERUB
	JAN-FEB 2007	JAN-FEB 2008	%	JAN-FEB 2007	JAN-FEB 2008	%
(1)	(2)	(3)	(4)	(5)	(6)	(7)
UNITED KINGDOM	12.810	0	-100,00	63.109	0	-100,00
NETHERLANDS	59.326	39.860	-32,81	29.695	19.931	-32,88
GERMANY, FED. REP. OF	16.015	17.280	7,90	137.414	131.160	-4,55
BELGIUM	16.250	8.800	-45,85	118.765	8.800	-92,59
DENMARK	10.013	0	-100,00	8.563	0	-100,00
ITALY	0	32.578	--	0	48.708	--
POLAND	48.000	0	-100,00	339.950	0	-100,00
RUSSIA FEDERATION	0	23.457	--	0	18.957	--
<b>-UBUR-UBUR</b>	<b>821.563</b>	<b>2.230.661</b>	<b>171,51</b>	<b>1.495.593</b>	<b>3.502.400</b>	<b>134,18</b>
JAPAN	159.046	365.429	129,76	401.151	1.052.608	162,40
HONG KONG	43.945	23.643	-46,20	113.794	65.092	-42,80
KOREA, REPUBLIC OF	89.977	254.488	182,84	149.974	500.088	233,45
TAIWAN	41.658	116.593	179,88	66.757	217.337	225,56
CHINA	136.089	41.529	-69,48	95.333	7.066	-92,59
MACAU	35	2	-94,29	771	30	-96,11
THAILAND	969	44.353	4.477,19	2.717	32.491	1.095,84
SINGAPORE	5.135	31.323	509,99	14.791	31.200	110,94
PHILIPPINES	165	0	-100,00	835	0	-100,00
MALAYSIA	6.692	141.533	2.014,96	19.593	86.200	339,95
VIET NAM	0	625.312	--	0	400.643	--
ISRAEL	0	3.034	--	0	5.770	--
KUWAIT	679	687	1,18	1.294	893	-30,99
JORDAN	265	239	-9,81	429	479	11,66
LEBANON	0	133	--	0	659	--
TURKEY	595	0	-100,00	3.341	0	-100,00
UNITED ARAB EMIRATES	0	147	--	0	116	--
CYPRUS	0	38	--	0	378	--
SOUTH AFRICA	71	47.752	67.156,34	400	146.649	36.562,25
AUSTRALIA	0	3.869	--	0	15.457	--
NEW ZEALAND	463	74	-84,02	1.171	175	-85,06
EAST TIMOR	1.190	0	-100,00	3.345	0	-100,00
UNITED STATES	135.473	215.070	58,75	244.598	422.773	72,84
CANADA	69.788	78.746	12,84	160.282	160.140	-0,09
VENEZUELA	0	63	--	0	70	--
BRAZIL	0	2.009	--	0	1.152	--
PERU	0	272	--	0	566	--
UNITED KINGDOM	15.121	34.800	130,14	24.406	52.259	114,12
NETHERLANDS	19.005	27.462	44,50	61.147	46.463	-24,01
FRANCE	20.290	60.528	198,31	30.065	77.326	157,20
GERMANY, FED. REP. OF	30.876	34.409	11,44	39.008	38.836	-0,44
AUSTRIA	1.309	2.555	95,19	5.545	4.460	-19,57
BELGIUM	0	32.764	--	0	75.496	--
SWITZERLAND	3.872	885	-77,14	6.778	1.086	-83,98
DENMARK	213	1.338	528,17	376	605	60,90
NORWAY	30	257	756,67	238	401	68,49
SWEDEN	239	2.166	806,28	597	3.132	424,62
FINLAND	275	0	-100,00	379	0	-100,00
ITALY	27.671	21.959	-20,64	30.625	35.705	16,59
SPAIN	2.884	1.145	-60,30	1.813	1.607	-11,36
PORTUGAL	375	486	29,60	899	339	-62,29
GREECE	459	1.142	148,80	1.706	2.229	30,66
HUNGARY	850	1.770	108,24	1.200	3.103	158,58
POLAND	937	1.207	28,82	1.400	781	-44,21
ROMANIA	0	410	--	0	856	--
UKRAINE	0	259	--	0	459	--
LITHUANIA	997	1.232	23,57	1.687	1.108	-34,32
ESTONIA	285	535	87,72	563	669	18,83
CROATIA	0	108	--	0	1.335	--
MALTA	0	11	--	0	99	--
CZECH REPUBLIC	995	669	-32,76	3.378	510	-84,90
RUSSIA FEDERATION	2.645	6.226	135,39	3.207	5.504	71,62
<b>-KEPITING, KERANG-KERANGAN</b>	<b>10.295.639</b>	<b>8.621.668</b>	<b>-16,26</b>	<b>27.344.230</b>	<b>23.967.423</b>	<b>-12,35</b>
JAPAN	264.526	159.082	-39,86	826.462	620.505	-24,92
HONG KONG	864.015	562.997	-34,84	2.147.773	1.889.920	-12,01
KOREA, REPUBLIC OF	355.365	449.784	26,57	500.512	1.065.729	112,93
TAIWAN	205.587	305.398	48,55	250.370	306.614	22,46
CHINA	1.995.520	159.861	-91,99	947.511	134.271	-85,83
MACAU	0	326	--	0	326	--
THAILAND	1.742.368	183.155	-89,49	1.740.087	404.422	-76,76
SINGAPORE	634.354	462.798	-27,04	1.335.916	1.082.525	-18,97
PHILIPPINES	540	632	17,04	2.896	29.633	923,24
MALAYSIA	500.177	865.546	73,05	587.073	1.656.309	182,13
VIET NAM	183.530	2.393.580	1.204,19	177.583	1.076.295	506,08
INDIA	65.610	190.764	190,75	158.072	403.465	155,24
TURKEY	23.097	19.980	-13,50	82.493	29.970	-63,67
CYPRUS	16.035	14.751	-8,01	45.761	23.425	-48,81



TABEL 5. PERKEMBANGAN EKSPOR INDONESIA MENURUT KOMODITI DAN NEGARA TUJUAN

JENIS BARANG	BERAT BERSIH (KG)		PERUB %	NILAI FOB (US \$)		PERUB %
	JAN-FEB 2007	JAN-FEB 2008		JAN-FEB 2007	JAN-FEB 2008	
(1)	(2)	(3)	(4)	(5)	(6)	(7)
EGYPT	0	18.542	--	0	26.701	--
SENEGAL	78.543	0	-100,00	214.610	0	-100,00
GAMBIA	0	31.680	--	0	30.096	--
SOUTH AFRICA	0	7.105	--	0	19.600	--
MAURITIUS	0	10.582	--	0	27.958	--
AUSTRALIA	86.849	26.580	-69,40	207.312	216.117	4,25
NEW ZEALAND	0	45	--	0	222	--
UNITED STATES	1.842.137	1.141.084	-38,06	14.401.169	10.573.277	-26,58
CANADA	81.962	36.018	-56,06	238.372	152.255	-36,13
MEXICO	26.311	69.971	165,94	82.732	213.883	158,53
PANAMA	19.391	0	-100,00	64.025	0	-100,00
VENEZUELA	196	0	-100,00	72	0	-100,00
PUERTO RICO	80.677	20.003	-75,21	314.016	58.915	-81,24
MARTINIQUE	13.074	10.431	-20,22	54.978	24.248	-55,90
UNITED KINGDOM	4.271	1.831	-57,13	3.547	1.805	-49,11
NETHERLANDS	36.251	74.227	104,76	248.316	473.695	90,76
FRANCE	63.810	23.621	-62,98	171.234	35.472	-79,28
GERMANY, FED. REP. OF	0	8.772	--	0	21.843	--
AUSTRIA	0	175	--	0	300	--
BELGIUM	41.435	9.717	-76,55	116.874	21.225	-81,84
SWITZERLAND	0	132	--	0	79	--
DENMARK	1.066	15	-98,59	327	15	-95,41
NORWAY	362	0	-100,00	242	0	-100,00
SWEDEN	0	43	--	0	250	--
ITALY	828.256	993.745	19,98	1.835.781	2.409.787	31,27
SPAIN	85.327	142.720	67,26	176.198	320.391	81,84
PORTUGAL	89.259	143.480	60,75	271.726	381.916	40,55
GREECE	0	72.893	--	0	210.189	--
LATVIA	1.713	0	-100,00	7.560	0	-100,00
CROATIA	40.025	0	-100,00	123.030	0	-100,00
MALTA	0	9.602	--	0	23.775	--
RUSSIA FEDERATION	24.000	0	-100,00	9.600	0	-100,00
<b>-BEKICOT</b>	<b>260.342</b>	<b>488.350</b>	<b>87,58</b>	<b>444.079</b>	<b>1.273.835</b>	<b>186,85</b>
JAPAN	1.000	0	-100,00	2.500	0	-100,00
HONG KONG	11.450	83.542	629,62	12.648	501.619	3.865,99
KOREA, REPUBLIC OF	9.148	8.699	-4,91	25.051	23.523	-6,10
TAIWAN	161.087	242.422	50,49	180.551	309.825	71,60
CHINA	14.935	1.530	-89,76	44.805	6.120	-86,34
MACAU	0	560	--	0	560	--
SINGAPORE	43.361	10.601	-75,55	167.830	26.633	-84,13
MALAYSIA	19.361	4.306	-77,76	10.694	2.299	-78,50
SOUTH AFRICA	0	31.562	--	0	83.240	--
UNITED STATES	0	438	--	0	600	--
CANADA	0	33.696	--	0	64.762	--
FRANCE	0	46.996	--	0	167.954	--
BELGIUM	0	23.998	--	0	86.700	--
<b>-IKAN LAINNYA</b>	<b>37.680.427</b>	<b>27.878.311</b>	<b>-26,01</b>	<b>42.033.344</b>	<b>42.560.752</b>	<b>1,25</b>
JAPAN	1.561.685	1.743.546	11,65	6.773.296	6.378.226	-5,83
HONG KONG	2.624.986	2.268.642	-13,58	7.118.233	6.433.469	-9,62
KOREA, REPUBLIC OF	1.288.495	1.100.006	-14,63	1.710.442	2.214.209	29,45
TAIWAN	1.073.296	2.494.493	132,41	1.532.750	1.445.023	-5,72
CHINA	3.155.716	966.452	-69,37	1.831.292	1.629.072	-11,04
MACAU	5	1.585	31.600,00	750	2.312	208,27
THAILAND	14.900.133	2.398.061	-83,91	4.974.430	3.064.419	-38,40
SINGAPORE	5.109.846	4.782.675	-6,40	7.096.203	5.933.187	-16,39
PHILIPPINES	43.482	1.330.333	2.959,50	324.795	421.113	29,66
MALAYSIA	4.670.911	4.796.390	2,69	3.390.652	4.317.285	27,33
BRUNEI DARUSSALAM	0	35	--	0	2.000	--
VIET NAM	732.508	2.527.525	245,05	1.178.658	2.385.850	102,42
INDIA	0	28.107	--	0	45.153	--
SRI LANKA	16.517	0	-100,00	17.925	0	-100,00
IRAN (ISLAMIC REPUBLIC OF)	0	1.358	--	0	10.825	--
SAUDI ARABIA	475	100.618	21.082,74	5.682	202.750	3.468,29
ISRAEL	0	77.010	--	0	169.031	--
KUWAIT	1.452	627	-56,82	2.898	1.220	-57,90
JORDAN	11.153	1.212	-89,13	16.272	4.351	-73,26
LEBANON	23.500	23.589	0,38	17.620	20.927	18,77
SYRIA ARAB REPUBLIC	3.419	2.886	-15,59	6.483	4.132	-36,26
TURKEY	22	0	-100,00	74	0	-100,00
UNITED ARAB EMIRATES	49.478	119.755	142,04	61.185	249.344	307,52
QATAR	250	1.500	500,00	3.000	12.742	324,73
BAHRAIN	50	65	30,00	150	353	135,33
CYPRUS	265	542	104,53	2.238	5.523	146,78
EGYPT	500	35.770	7.054,00	1.520	28.599	1.781,51
ALGERIA	0	26.270	--	0	56.481	--
REUNION	24.000	0	-100,00	120.000	0	-100,00

TABEL 5. PERKEMBANGAN EKSPOR INDONESIA MENURUT KOMODITI DAN NEGARA TUJUAN

JENIS BARANG	BERAT BERSIH (KG)		PERUB	NILAI FOB (US \$)		PERUB
	JAN-FEB 2007	JAN-FEB 2008	%	JAN-FEB 2007	JAN-FEB 2008	%
	(1)	(2)	(3)	(4)	(5)	(6)
MOZAMBIQUE	29.016	121.415	318,44	36.660	143.608	291,73
TOGO	0	31.310	--	0	36.764	--
GHANA	168.000	695.000	313,69	135.200	557.800	312,57
CONGO	16.188	0	-100,00	18.175	0	-100,00
BENIN	0	15.500	--	0	18.200	--
SOUTH AFRICA	77.165	23.158	-69,99	66.720	36.780	-44,87
MAURITIUS	34.248	73.420	114,38	45.536	77.223	69,59
AUSTRALIA	642.938	249.584	-61,18	789.574	828.749	4,96
NEW ZEALAND	507	21.945	4.228,40	2.080	12.775	514,18
SAMOA	51.990	148.803	186,21	53.060	154.645	191,45
EAST TIMOR	124	0	-100,00	780	0	-100,00
UNITED STATES	626.101	675.945	7,96	2.207.577	3.218.415	45,79
CANADA	13.158	13.590	3,28	41.550	55.374	33,27
MEXICO	0	152.681	--	0	446.666	--
PANAMA	62.680	50.749	-19,03	90.500	86.500	-4,42
VENEZUELA	309	217	-29,77	175	1.228	601,71
ARGENTINA	19.131	187	-99,02	101.862	2.880	-97,17
BRAZIL	0	969	--	0	711	--
URUGUAY	46.920	0	-100,00	53.020	0	-100,00
PARAGUAY	0	300	--	0	2.233	--
PERU	523	30	-94,26	2.792	63	-97,74
PUERTO RICO	90.696	75.710	-16,52	419.390	416.581	-0,67
DOMINICAN REPUBLIC	59.347	0	-100,00	235.810	0	-100,00
MARTINIQUE	0	8.838	--	0	20.546	--
UNITED KINGDOM	82.861	96.295	16,21	282.028	194.195	-31,14
NETHERLANDS	32.589	148.044	354,28	67.348	202.370	200,48
FRANCE	27.011	70.233	160,02	90.443	139.323	54,05
GERMANY, FED. REP. OF	13.260	16.816	26,82	64.345	89.723	39,44
AUSTRIA	2.459	564	-77,06	13.654	3.342	-75,52
BELGIUM	24.058	99.138	312,08	137.331	176.944	28,84
SWITZERLAND	1.617	1.680	3,90	6.220	9.086	46,08
DENMARK	2.375	26.142	1.000,72	9.323	32.048	243,75
NORWAY	321	922	187,23	2.312	1.456	-37,02
SWEDEN	3.081	2.977	-3,38	22.493	28.548	26,92
FINLAND	127	0	-100,00	176	0	-100,00
IRELAND	0	105	--	0	322	--
ITALY	74.286	17.392	-76,59	280.070	70.096	-74,97
SPAIN	5.553	26.877	384,01	16.849	107.274	536,68
PORTUGAL	12.222	1.930	-84,21	38.717	5.976	-84,56
GREECE	1.245	1.923	54,46	5.109	8.754	71,34
DEMOCRATIC REPUBLIC OF THE CONC	0	142.146	--	0	150.709	--
HUNGARY	2.000	2.244	12,20	5.536	4.414	-20,27
POLAND	5.668	5.980	5,50	26.999	30.947	14,62
UKRAINE	24.622	984	-96,00	34.595	1.308	-96,22
LITHUANIA	21.242	131	-99,38	269.099	436	-99,84
ESTONIA	36.368	18.426	-49,33	42.425	104.079	145,32
CROATIA	0	79	--	0	1.451	--
MALTA	100	172	72,00	972	1.456	49,79
SLOVENIA	0	250	--	0	3.345	--
CZECH REPUBLIC	3.194	3.238	1,38	21.496	22.563	4,96
RUSSIA FEDERATION	72.983	5.220	-92,85	108.795	15.250	-85,98
<b>-BIJI BUNGA</b>	<b>416</b>	<b>13.364</b>	<b>3.112,50</b>	<b>383.214</b>	<b>623.596</b>	<b>62,73</b>
SINGAPORE	51	105	105,88	134.539	180.295	34,01
INDIA	0	13.000	--	0	10.400	--
AUSTRALIA	245	0	-100,00	582	0	-100,00
UNITED KINGDOM	4	24	500,00	8.837	59.436	572,58
NETHERLANDS	73	145	98,63	195.584	330.943	69,21
FRANCE	36	82	127,78	18.869	4.675	-75,22
DENMARK	7	8	14,29	24.803	37.847	52,59
<b>-BIJI KAPAS</b>	<b>6.788.986</b>	<b>410.400</b>	<b>-93,95</b>	<b>1.757.242</b>	<b>110.913</b>	<b>-93,69</b>
JAPAN	225.000	210.000	-6,67	40.125	52.515	30,88
TAIWAN	0	200.400	--	0	58.398	--
MALAYSIA	6.563.986	0	-100,00	1.717.117	0	-100,00
<b>-BIJI LAINNYA</b>	<b>6.903.609</b>	<b>10.154.777</b>	<b>47,09</b>	<b>3.573.871</b>	<b>3.230.233</b>	<b>-9,62</b>
JAPAN	295.005	169.644	-42,49	372.348	241.476	-35,15
HONG KONG	36.008	331.569	820,82	78.015	398.129	410,32
KOREA, REPUBLIC OF	2.066	49.415	2.291,82	6.885	85.401	1.140,39
TAIWAN	0	50.243	--	0	20.582	--
CHINA	1.200	371.446	30.853,83	840	328.460	39.002,38
THAILAND	13.691	800.175	5.744,53	171.823	651.853	279,37
SINGAPORE	151.308	121.760	-19,53	101.598	120.257	18,37
PHILIPPINES	57.512	131.791	129,15	27.584	146.704	431,84
MALAYSIA	3.620.507	619.479	-82,89	1.137.527	447.961	-60,62
BRUNEI DARUSSALAM	0	4.527	--	0	7.489	--
VIET NAM	809.999	173.545	-78,57	577.438	188.229	-67,40

TABEL 5. PERKEMBANGAN EKSPOR INDONESIA MENURUT KOMODITI DAN NEGARA TUJUAN

JENIS BARANG	BERAT BERSIH (KG)		PERUB	NILAI FOB (US \$)		PERUB
	JAN-FEB 2007	JAN-FEB 2008	%	JAN-FEB 2007	JAN-FEB 2008	%
	(1)	(2)	(3)	(4)	(5)	(6)
INDIA	406.870	216.335	-46,83	317.648	187.355	-41,02
PAKISTAN	0	20.597	--	0	26.772	--
UNITED ARAB EMIRATES	150	0	-100,00	1.300	0	-100,00
AUSTRALIA	0	7.200	--	0	17.480	--
UNITED STATES	14.000	52.027	271,62	75.400	82.463	9,37
NETHERLANDS	1.495.293	7.702	-99,48	705.465	20.119	-97,15
ITALY	0	7.027.322	--	0	259.503	--
<b>BULU BEBEK</b>	<b>55.487</b>	<b>11.000</b>	<b>-80,18</b>	<b>47.470</b>	<b>9.666</b>	<b>-79,64</b>
KOREA, REPUBLIC OF	65	0	-100,00	1.349	0	-100,00
TAIWAN	55.000	11.000	-80,00	35.200	9.666	-72,54
VIET NAM	422	0	-100,00	10.921	0	-100,00
<b>DAMAR DAN GETAH DAMAR</b>	<b>4.833.877</b>	<b>5.876.797</b>	<b>21,58</b>	<b>3.674.457</b>	<b>4.245.348</b>	<b>15,54</b>
JAPAN	92.667	188.400	103,31	78.747	135.540	72,12
KOREA, REPUBLIC OF	399.600	422.400	5,71	298.248	295.680	-0,86
TAIWAN	96.000	614.399	540,00	72.576	436.896	501,98
CHINA	19.200	19.200	0,00	13.920	13.440	-3,45
THAILAND	328.810	19.200	-94,16	261.942	13.440	-94,87
SINGAPORE	0	22.000	--	0	16.610	--
PHILIPPINES	0	38.400	--	0	26.976	--
MALAYSIA	57.600	0	-100,00	41.760	0	-100,00
INDIA	1.612.800	1.555.198	-3,57	1.186.560	1.095.380	-7,68
PAKISTAN	0	422.400	--	0	301.017	--
BANGLADESH	57.600	57.600	0,00	44.928	41.856	-6,84
SYRIA ARAB REPUBLIC	0	32.000	--	0	31.800	--
TURKEY	57.600	0	-100,00	42.816	0	-100,00
NIGERIA	0	19.200	--	0	13.440	--
AUSTRALIA	0	16.000	--	0	23.179	--
UNITED STATES	0	24.000	--	0	28.200	--
COLOMBIA	115.200	57.600	-50,00	87.552	40.320	-53,95
NETHERLANDS	230.400	499.200	116,67	179.712	359.040	99,79
FRANCE	0	249.600	--	0	174.720	--
GERMANY, FED. REP. OF	691.200	525.600	-23,96	536.832	414.070	-22,87
BELGIUM	192.000	192.000	0,00	150.720	134.400	-10,83
FINLAND	0	96.000	--	0	67.200	--
ITALY	729.600	19.200	-97,37	561.600	14.400	-97,44
SPAIN	134.400	57.600	-57,14	97.920	40.320	-58,82
PORTUGAL	0	595.200	--	0	430.368	--
POLAND	0	115.200	--	0	83.520	--
UKRAINE	19.200	0	-100,00	18.624	0	-100,00
LATVIA	0	19.200	--	0	13.536	--
<b>KOPAL DAN LAIN-LAIN</b>	<b>5.143.995</b>	<b>4.505.608</b>	<b>-12,41</b>	<b>3.694.505</b>	<b>3.713.818</b>	<b>0,52</b>
JAPAN	44.000	38.939	-11,50	48.855	62.274	27,47
HONG KONG	16.000	100	-99,38	14.550	100	-99,31
KOREA, REPUBLIC OF	10.000	15.128	51,28	11.880	25.380	113,64
TAIWAN	22.598	20.000	-11,50	19.800	34.230	72,88
CHINA	110.500	103.250	-6,56	96.645	123.053	27,32
THAILAND	56.508	6.400	-88,67	54.474	22.497	-58,70
SINGAPORE	396.641	417.711	5,31	402.951	585.642	45,34
PHILIPPINES	19.000	0	-100,00	12.541	0	-100,00
MALAYSIA	68.115	96.887	42,24	53.029	173.221	226,65
VIET NAM	0	50.000	--	0	112.409	--
INDIA	2.701.711	1.905.351	-29,48	1.698.101	1.045.859	-38,41
PAKISTAN	140.300	157.925	12,56	91.803	95.916	4,48
BANGLADESH	320.600	440.600	37,43	89.395	127.066	42,14
SRI LANKA	59.400	111.940	88,45	20.930	43.690	108,74
IRAN (ISLAMIC REPUBLIC OF)	19.200	0	-100,00	14.976	0	-100,00
SAUDI ARABIA	40.000	81.470	103,68	19.075	23.104	21,12
YEMEN	0	39.990	--	0	28.200	--
TURKEY	19.200	0	-100,00	13.824	0	-100,00
UNITED ARAB EMIRATES	138.150	314.126	127,38	69.017	205.232	197,36
EGYPT	0	131.000	--	0	266.169	--
LIBYAN ARAB JAMAHIRIYA	0	14.000	--	0	14.650	--
TUNISIA	40.500	18.990	-53,11	16.638	9.495	-42,93
SOMALIA	0	18.990	--	0	9.495	--
NIGER	0	21.000	--	0	14.910	--
NEW ZEALAND	0	63	--	0	337	--
UNITED STATES	34.825	30.050	-13,71	33.734	54.421	61,32
CANADA	68	0	-100,00	1.385	0	-100,00
MEXICO	60.000	0	-100,00	46.800	0	-100,00
COLOMBIA	57.600	0	-100,00	44.928	0	-100,00
UNITED KINGDOM	14.000	4	-99,97	96.656	147	-99,85
FRANCE	47.875	32.016	-33,13	54.413	114.440	110,32
GERMANY, FED. REP. OF	360.000	380.400	5,67	258.550	273.974	5,97
BELGIUM	0	19.200	--	0	58.077	--
ITALY	251.204	40.024	-84,07	338.131	189.361	-44,00

TABEL 5. PERKEMBANGAN EKSPOR INDONESIA MENURUT KOMODITI DAN NEGARA TUJUAN

JENIS BARANG	BERAT BERSIH (KG)		PERUB %	NILAI FOB (US \$)		PERUB %
	JAN-FEB 2007	JAN-FEB 2008		JAN-FEB 2007	JAN-FEB 2008	
(1)	(2)	(3)	(4)	(5)	(6)	(7)
SPAIN	0	54	--	0	469	--
POLAND	96.000	0	-100,00	71.424	0	-100,00
<b>SAYUR-SAYURAN</b>	<b>10.086.925</b>	<b>13.688.811</b>	<b>35,71</b>	<b>4.522.206</b>	<b>5.521.969</b>	<b>22,11</b>
JAPAN	797.107	530.013	-33,51	727.342	506.450	-30,37
HONG KONG	21.612	21.896	1,31	37.475	20.891	-44,25
KOREA, REPUBLIC OF	8.922	12.152	36,20	24.144	72.349	199,66
TAIWAN	882.800	10.079	-98,86	385.760	2.890	-99,25
THAILAND	58.671	162.746	177,39	26.300	107.531	308,86
SINGAPORE	2.577.009	3.204.137	24,34	881.291	1.280.328	45,28
PHILIPPINES	2.086.665	5.550.495	166,00	1.000.230	1.397.618	39,73
MALAYSIA	3.270.189	2.759.543	-15,62	980.032	1.016.429	3,71
BRUNEI DARUSSALAM	11.143	3.059	-72,55	22.167	7.667	-65,41
VIET NAM	0	1.037.198	--	0	610.594	--
INDIA	226.873	46.210	-79,63	157.579	49.760	-68,42
PAKISTAN	0	20.000	--	0	6.290	--
SRI LANKA	218	0	-100,00	1.089	0	-100,00
SAUDI ARABIA	36.768	22.764	-38,09	39.325	12.372	-68,54
KUWAIT	0	13.880	--	0	20.943	--
OMAN	0	250	--	0	150	--
UNITED ARAB EMIRATES	12.012	17.980	49,68	16.658	23.196	39,25
QATAR	13.192	1.210	-90,83	18.027	2.299	-87,25
AUSTRALIA	1.428	1.318	-7,70	3.618	2.222	-38,58
EAST TIMOR	0	626	--	0	668	--
UNITED STATES	33.458	254.602	660,96	47.824	368.535	670,61
NETHERLANDS	13.979	1.254	-91,03	25.221	627	-97,51
FRANCE	1.610	0	-100,00	424	0	-100,00
BELGIUM	33.219	0	-100,00	127.650	0	-100,00
DENMARK	50	0	-100,00	50	0	-100,00
SWEDEN	0	17.399	--	0	12.160	--
<b>BUAH-BUAHAN</b>	<b>36.397.097</b>	<b>36.368.771</b>	<b>-0,08</b>	<b>20.717.347</b>	<b>21.581.891</b>	<b>4,17</b>
JAPAN	30.691	28.938	-5,71	26.170	26.892	2,76
HONG KONG	1.611.395	805.793	-49,99	807.149	461.189	-42,86
KOREA, REPUBLIC OF	114.572	58.369	-49,05	103.251	105.085	1,78
TAIWAN	0	13.500	--	0	66.515	--
CHINA	2.064.231	1.900.346	-7,94	1.006.074	1.070.919	6,45
PAPUA NEW GUINEA	0	57	--	0	190	--
SINGAPORE	774.761	1.907.138	146,16	544.521	1.095.460	101,18
PHILIPPINES	5.000	0	-100,00	5.720	0	-100,00
MALAYSIA	1.187.002	1.169.965	-1,44	484.500	418.743	-13,57
BRUNEI DARUSSALAM	3.061	12.749	316,50	6.916	33.271	381,07
NEPAL	839.990	2.672.627	218,17	257.010	1.301.602	406,44
VIET NAM	282.088	155.279	-44,95	181.964	125.409	-31,08
MALDIVES	0	10.000	--	0	19.662	--
INDIA	19.019.631	10.821.130	-43,11	10.205.194	5.653.826	-44,60
PAKISTAN	9.629.320	14.258.773	48,08	6.492.507	9.501.455	46,34
BANGLADESH	437.370	1.783.509	307,78	204.456	1.204.724	489,23
IRAN (ISLAMIC REPUBLIC OF)	0	18.000	--	0	1.800	--
SAUDI ARABIA	100.408	206.039	105,20	58.302	132.116	126,61
KUWAIT	4.827	18.603	285,39	6.096	12.409	103,56
OMAN	0	8.493	--	0	5.096	--
UNITED ARAB EMIRATES	232.142	417.778	79,97	186.412	209.594	12,44
QATAR	1.980	13.812	597,58	2.157	10.867	403,80
BAHRAIN	3.293	6.327	92,13	2.471	3.694	49,49
AUSTRALIA	0	1.363	--	0	2.875	--
EAST TIMOR	0	6.122	--	0	6.520	--
UNITED STATES	26.808	20.424	-23,81	109.017	6.318	-94,20
SURINAME	65	0	-100,00	591	0	-100,00
NETHERLANDS	11.391	13.262	16,43	10.789	34.268	217,62
FRANCE	12.051	19.950	65,55	13.570	40.492	198,39
GERMANY, FED. REP. OF	5.020	0	-100,00	2.510	0	-100,00
RUSSIA FEDERATION	0	20.425	--	0	30.900	--
<b>KULIT KERANG DAN LAIN-LAIN</b>	<b>1.194.452</b>	<b>1.191.678</b>	<b>-0,23</b>	<b>459.656</b>	<b>466.291</b>	<b>1,44</b>
JAPAN	44.098	166.337	277,20	17.992	67.256	273,81
HONG KONG	30.518	6.081	-80,07	7.811	2.129	-72,74
KOREA, REPUBLIC OF	34.285	17.990	-47,53	51.207	29.732	-41,94
CHINA	938.848	876.443	-6,65	234.252	245.908	4,98
THAILAND	0	25.750	--	0	4.438	--
SINGAPORE	8.905	0	-100,00	78.523	0	-100,00
PHILIPPINES	10.395	0	-100,00	1.039	0	-100,00
VIET NAM	83.050	68.567	-17,44	47.500	69.318	45,93
INDIA	4.905	16.346	233,25	2.462	2.492	1,22
AUSTRALIA	1.119	13.140	1.074,26	677	5.898	771,20
UNITED STATES	3.918	0	-100,00	4.863	0	-100,00
MEXICO	0	126	--	0	390	--
UNITED KINGDOM	1.161	0	-100,00	2.401	0	-100,00

TABEL 5. PERKEMBANGAN EKSPOR INDONESIA MENURUT KOMODITI DAN NEGARA TUJUAN

JENIS BARANG	BERAT BERSIH (KG)		PERUB	NILAI FOB (US \$)		PERUB
	JAN-FEB 2007	JAN-FEB 2008	%	JAN-FEB 2007	JAN-FEB 2008	%
	(1)	(2)	(3)	(4)	(5)	(6)
NETHERLANDS	311	0	-100,00	132	0	-100,00
ITALY	32.726	536	-98,36	10.613	37.190	250,42
SPAIN	213	362	69,95	184	1.540	736,96
<b>TANAMAN OBAT</b>	<b>1.505.416</b>	<b>1.486.143</b>	<b>-1,28</b>	<b>1.197.444</b>	<b>1.894.617</b>	<b>58,22</b>
JAPAN	19.587	12.638	-35,48	91.730	20.738	-77,39
HONG KONG	135.365	63.084	-53,40	22.192	86.884	291,51
KOREA, REPUBLIC OF	9.990	4.319	-56,77	4.995	34.550	591,69
TAIWAN	168.553	429.984	155,10	138.144	143.921	4,18
CHINA	96	21.170	21.952,08	51	12.894	25.182,35
SINGAPORE	489.918	516.431	5,41	384.800	509.052	32,29
MALAYSIA	10.338	70.710	583,98	6.097	51.994	752,78
VIET NAM	0	29.216	--	0	14.078	--
INDIA	40.499	53.860	32,99	95.780	85.084	-11,17
PAKISTAN	13.000	0	-100,00	5.200	0	-100,00
SAUDI ARABIA	67.002	103.697	54,77	183.987	241.530	31,28
KUWAIT	0	3	--	0	120	--
UNITED ARAB EMIRATES	416.760	82.384	-80,23	110.415	64.905	-41,22
QATAR	0	4.321	--	0	6.120	--
EGYPT	19.000	0	-100,00	9.600	0	-100,00
LIBYAN ARAB JAMAHIRIYA	0	13.000	--	0	3.900	--
MOROCCO	2.176	2.000	-8,09	5.550	5.404	-2,63
SUDAN	15.000	0	-100,00	1.950	0	-100,00
GHANA	16.240	0	-100,00	16.240	0	-100,00
BENIN	34.000	0	-100,00	6.800	0	-100,00
AUSTRALIA	0	33	--	0	168	--
UNITED STATES	175	1.683	861,71	350	5.059	1.345,43
CANADA	100	670	570,00	200	1.340	570,00
UNITED KINGDOM	0	941	--	0	3.151	--
FRANCE	1.120	10.586	845,18	29.824	356.083	1.093,95
GERMANY, FED. REP. OF	25.433	31.000	21,89	46.770	60.273	28,87
BELGIUM	0	60	--	0	277	--
ITALY	14.064	0	-100,00	21.140	0	-100,00
SPAIN	7.000	0	-100,00	15.629	0	-100,00
YUGOSLAVIA	0	36	--	0	298	--
LATVIA	0	126	--	0	5.256	--
RUSSIA FEDERATION	0	34.191	--	0	181.538	--
<b>-GANGGANG LAUT</b>	<b>14.508.103</b>	<b>13.240.532</b>	<b>-8,74</b>	<b>7.929.449</b>	<b>9.254.115</b>	<b>16,71</b>
JAPAN	89.779	88.118	-1,85	494.778	362.345	-26,77
HONG KONG	1.686.479	1.281.788	-24,00	536.335	475.313	-11,38
KOREA, REPUBLIC OF	1.023.123	1.684.784	64,67	603.496	1.401.505	132,23
TAIWAN	77.801	47.419	-39,05	28.101	14.194	-49,49
CHINA	4.707.856	3.500.569	-25,64	2.236.054	1.939.782	-13,25
THAILAND	113.073	73.862	-34,68	65.815	58.137	-11,67
SINGAPORE	14.082	11.303	-19,73	181.757	507.915	179,45
PHILIPPINES	1.508.206	1.719.247	13,99	895.421	1.204.371	34,50
MALAYSIA	219.350	303.870	38,53	387.423	315.994	-18,44
VIET NAM	1.326.263	1.683.346	26,92	404.646	531.097	31,25
MOROCCO	104.000	0	-100,00	31.200	0	-100,00
TUNISIA	189.998	0	-100,00	73.200	0	-100,00
AUSTRALIA	62.000	62.747	1,20	94.000	190.925	103,11
UNITED STATES	1.119.593	489.506	-56,28	727.085	201.238	-72,32
CANADA	0	24.000	--	0	9.600	--
MEXICO	0	40.000	--	0	20.000	--
CHILE	246.500	68.615	-72,16	92.655	244.903	164,32
ARGENTINA	21.000	139.500	564,29	14.280	81.575	471,25
BRAZIL	200.000	200.000	0,00	100.000	100.000	0,00
DOMINICAN REPUBLIC	20.000	20.000	0,00	10.000	10.000	0,00
UNITED KINGDOM	103.500	81.000	-21,74	170.700	347.765	103,73
FRANCE	654.000	403.800	-38,26	234.000	472.321	101,85
GERMANY, FED. REP. OF	84.000	42.000	-50,00	172.200	21.000	-87,80
BELGIUM	21.000	108.000	414,29	13.650	151.750	1.011,72
DENMARK	656.500	571.180	-13,00	277.953	237.588	-14,52
SPAIN	260.000	574.878	121,11	84.700	264.497	212,28
RUSSIA FEDERATION	0	21.000	--	0	90.300	--
<b>-LAINNYA</b>	<b>852.332</b>	<b>3.565.043</b>	<b>318,27</b>	<b>829.707</b>	<b>434.174</b>	<b>-47,67</b>
JAPAN	96	1.756	1.729,17	93	9.897	10.541,94
HONG KONG	675	59.490	8.713,33	1.926	25.320	1.214,64
KOREA, REPUBLIC OF	650	30.020	4.518,46	825	7.485	807,27
TAIWAN	287.857	503.351	74,86	109.497	207.847	89,82
CHINA	229.653	11.351	-95,06	19.635	7.966	-59,43
THAILAND	0	2.801.300	--	0	56.164	--
SINGAPORE	260.176	6.272	-97,59	542.598	23.115	-95,74
MALAYSIA	12.346	118.355	858,65	5.829	50.816	771,78
SAUDI ARABIA	0	14.106	--	0	8.804	--
KUWAIT	0	66	--	0	15	--

TABEL 5. PERKEMBANGAN EKSPOR INDONESIA MENURUT KOMODITI DAN NEGARA TUJUAN

JENIS BARANG	BERAT BERSIH (KG)		PERUB %	NILAI FOB (US \$)		PERUB %
	JAN-FEB 2007	JAN-FEB 2008		JAN-FEB 2007	JAN-FEB 2008	
(1)	(2)	(3)	(4)	(5)	(6)	(7)
UNITED ARAB EMIRATES	0	150	--	0	5.850	--
REUNION	0	21	--	0	8	--
SOUTH AFRICA	0	33	--	0	6	--
AUSTRALIA	20.022	0	-100,00	16.670	0	-100,00
UNITED STATES	18.168	11.725	-35,46	51.970	16.132	-68,96
CANADA	2.957	150	-94,93	9.454	264	-97,21
ARGENTINA	19	0	-100,00	24	0	-100,00
UNITED KINGDOM	10.271	0	-100,00	37.527	0	-100,00
NETHERLANDS	4.000	1.288	-67,80	4.885	8.049	64,77
FRANCE	4	1.756	43.800,00	12	3.041	25.241,67
GERMANY, FED. REP. OF	504	1.490	195,63	2.155	1.117	-48,17
ITALY	1.647	0	-100,00	12.870	0	-100,00
SPAIN	2.634	608	-76,92	12.396	768	-93,80
GREECE	0	1.711	--	0	1.495	--
ROMANIA	653	0	-100,00	1.341	0	-100,00
CROATIA	0	44	--	0	15	--
<b>-MUTIARA</b>	<b>270</b>	<b>248</b>	<b>-8,15</b>	<b>1.707.208</b>	<b>2.469.512</b>	<b>44,65</b>
JAPAN	96	39	-59,38	841.051	458.226	-45,52
HONG KONG	9	0	-100,00	101.159	0	-100,00
THAILAND	5	3	-40,00	4.417	50	-98,87
SINGAPORE	13	0	-100,00	32.173	0	-100,00
INDIA	0	1	--	0	2.000	--
AUSTRALIA	147	205	39,46	728.408	2.009.236	175,84
<b>-LAINNYA</b>	<b>29.204.361</b>	<b>21.994.696</b>	<b>-24,69</b>	<b>23.223.345</b>	<b>16.723.362</b>	<b>-27,99</b>
JAPAN	1.407.662	1.967.642	39,78	1.469.532	1.763.582	20,01
HONG KONG	737.633	94.592	-87,18	516.983	117.527	-77,27
KOREA, REPUBLIC OF	497.705	343.869	-30,91	340.298	323.753	-4,86
TAIWAN	676.997	655.701	-3,15	434.143	323.794	-25,42
CHINA	546.372	596.714	9,21	320.841	447.581	39,50
THAILAND	3.451.519	5.722.520	65,80	213.059	711.663	234,02
SINGAPORE	10.430.369	5.106.862	-51,04	10.319.724	7.143.922	-30,77
PHILIPPINES	145.500	962.347	561,41	363.819	875.435	140,62
MALAYSIA	3.941.219	1.088.438	-72,38	2.944.976	963.496	-67,28
MYANMAR (FORM. BURMA)	36.000	180.000	400,00	22.398	181.378	709,80
BRUNEI DARUSSALAM	0	172	--	0	1.821	--
VIET NAM	369.375	270.586	-26,74	277.302	322.505	16,30
MALDIVES	10.000	0	-100,00	4.321	0	-100,00
INDIA	1.455.208	117.815	-91,90	2.030.987	131.014	-93,55
PAKISTAN	3.306.521	3.502.420	5,92	505.249	477.863	-5,42
BANGLADESH	90.500	0	-100,00	79.755	0	-100,00
SRI LANKA	207.545	9.474	-95,44	289.670	8.724	-96,99
IRAQ	63.360	0	-100,00	21.600	0	-100,00
SAUDI ARABIA	29.700	3.283	-88,95	10.125	5.490	-45,78
ISRAEL	0	49	--	0	2.774	--
KUWAIT	17.522	9.475	-45,93	7.690	3.223	-58,09
YEMEN	32	0	-100,00	1.597	0	-100,00
OMAN	10.000	0	-100,00	5.350	0	-100,00
TURKEY	782	175	-77,62	1.053	50	-95,25
UNITED ARAB EMIRATES	324	803	147,84	1.490	4.191	181,28
BAHRAIN	0	11	--	0	5	--
MOROCCO	0	15.436	--	0	19.141	--
TANZANIA, UNITED REPUBLIC OF	36.000	0	-100,00	23.652	0	-100,00
REUNION	206	0	-100,00	333	0	-100,00
MOZAMBIQUE	36.000	0	-100,00	21.240	0	-100,00
GHANA	38.000	0	-100,00	22.040	0	-100,00
LIBERIA	72.000	0	-100,00	42.713	0	-100,00
GUINEA	105.000	0	-100,00	64.050	0	-100,00
NIGERIA	5.907	7.234	22,46	18.675	10.000	-46,45
SENEGAL	13	0	-100,00	442	0	-100,00
SOUTH AFRICA	133.089	55	-99,96	69.972	1	-100,00
AUSTRALIA	12.807	12.819	0,09	73.038	197.858	170,90
NEW ZEALAND	17.136	0	-100,00	10.985	0	-100,00
NEW CALEDONIA	26	59	126,92	147	330	124,49
SAMOA	105	0	-100,00	320	0	-100,00
TONGA	0	37	--	0	28	--
EAST TIMOR	1.805	9	-99,50	2.782	31	-98,89
UNITED STATES	133.103	193.769	45,58	282.731	397.334	40,53
CANADA	8.168	440	-94,61	84.524	20.642	-75,58
MEXICO	60	154	156,67	1.149	1.051	-8,53
SURINAME	58	0	-100,00	524	0	-100,00
ARGENTINA	555	0	-100,00	797	0	-100,00
BRAZIL	0	266	--	0	3.301	--
COLOMBIA	2.000	0	-100,00	10.000	0	-100,00
PERU	31	0	-100,00	168	0	-100,00
PUERTO RICO	0	38	--	0	129	--
COSTA RICA	18.000	0	-100,00	12.016	0	-100,00

TABEL 5. PERKEMBANGAN EKSPOR INDONESIA MENURUT KOMODITI DAN NEGARA TUJUAN

JENIS BARANG	BERAT BERSIH (KG)		PERUB	NILAI FOB (US \$)		PERUB
	JAN-FEB 2007	JAN-FEB 2008	%	JAN-FEB 2007	JAN-FEB 2008	%
	(1)	(2)	(3)	(4)	(5)	(6)
GRENADA	1.000	0	-100,00	150	0	-100,00
NETHERLANDS ANTILLES	0	2.550	--	0	9.494	--
UNITED KINGDOM	4.282	2.837	-33,75	15.581	14.500	-6,94
NETHERLANDS	147.096	199.956	35,94	503.706	427.423	-15,14
FRANCE	22.159	65.209	194,28	20.048	103.356	415,54
GERMANY, FED. REP. OF	122.197	26.969	-77,93	147.574	31.538	-78,63
AUSTRIA	340	45	-86,76	1.857	5	-99,73
BELGIUM	160	92	-42,50	433	1.604	270,44
SWITZERLAND	0	85	--	0	1.984	--
DENMARK	139.246	78.550	-43,59	698.938	578.727	-17,20
SWEDEN	1.092	22	-97,99	1.339	5	-99,63
FINLAND	1.003	0	-100,00	13.591	0	-100,00
ITALY	88.436	56.284	-36,36	179.760	371.632	106,74
SPAIN	81.552	6.019	-92,62	385.389	40.805	-89,41
PORTUGAL	18.986	0	-100,00	12.735	0	-100,00
GREECE	330	0	-100,00	5.189	0	-100,00
HUNGARY	30	55	83,33	1.073	1.559	45,29
POLAND	310	0	-100,00	308	0	-100,00
BULGARIA	7.713	0	-100,00	3.070	0	-100,00
LITHUANIA	292	0	-100,00	170	0	-100,00
LATVIA	12.822	15.999	24,78	9.423	18.100	92,08
ESTONIA	482.225	676.500	40,29	282.445	661.069	134,05
SLOVENIA	18.000	0	-100,00	11.700	0	-100,00
CZECH REPUBLIC	1.269	165	-87,00	3.813	1.657	-56,54
RUSSIA FEDERATION	1.907	95	-95,02	793	267	-66,33
<b>-KAYU LAPIS</b>	<b>252.597.458</b>	<b>299.675.977</b>	<b>18,64</b>	<b>233.259.411</b>	<b>250.578.508</b>	<b>7,42</b>
JAPAN	114.584.071	96.682.071	-15,62	114.974.426	80.901.431	-29,64
HONG KONG	2.868.201	2.313.616	-19,34	2.346.442	1.588.399	-32,31
KOREA, REPUBLIC OF	22.420.467	25.715.240	14,70	16.828.414	18.194.339	8,12
TAIWAN	10.923.266	27.998.576	156,32	7.025.718	16.122.820	129,48
CHINA	12.137.249	21.589.521	77,88	7.542.599	13.283.252	76,11
THAILAND	107.800	3.240.928	2.906,43	126.087	2.240.252	1.676,75
SINGAPORE	2.272.118	4.502.824	98,18	1.592.435	3.219.402	102,17
PHILIPPINES	176.913	100.946	-42,94	126.993	103.572	-18,44
MALAYSIA	3.404.025	2.303.594	-32,33	2.761.823	1.471.061	-46,74
VIET NAM	37.512	282.186	652,26	44.754	181.934	306,52
INDIA	0	216.021	--	0	256.792	--
PAKISTAN	0	482	--	0	601	--
SRI LANKA	0	35.594	--	0	10.902	--
SAUDI ARABIA	8.413.612	19.615.457	133,14	7.378.894	15.522.040	110,36
KUWAIT	2.235.214	2.572.620	15,10	2.228.745	2.815.028	26,31
JORDAN	2.552.177	5.189.045	103,32	2.080.251	4.376.066	110,36
LEBANON	0	539.298	--	0	430.789	--
OMAN	0	2.488.600	--	0	2.450.566	--
SYRIA ARAB REPUBLIC	531.659	0	-100,00	368.163	0	-100,00
TURKEY	2.798.775	5.555.024	98,48	1.823.279	5.467.566	199,88
UNITED ARAB EMIRATES	17.511.922	20.682.673	18,11	15.169.242	18.162.474	19,73
QATAR	1.414.183	2.405.570	70,10	1.352.241	2.731.257	101,98
BAHRAIN	704.755	445.668	-36,76	550.017	403.563	-26,63
EGYPT	396.749	1.621.402	308,67	343.935	1.393.686	305,22
LIBYAN ARAB JAMAHIRIYA	0	179.976	--	0	140.812	--
ALGERIA	3.341.657	1.593.411	-52,32	2.725.848	1.122.963	-58,80
REUNION	0	10.400	--	0	17.334	--
SOUTH AFRICA	0	135.588	--	0	122.956	--
AUSTRALIA	4.045.663	3.722.563	-7,99	5.197.379	4.780.844	-8,01
NEW ZEALAND	150.895	60.978	-59,59	158.345	57.967	-63,39
UNITED STATES	23.871.207	18.432.885	-22,78	23.850.824	16.814.325	-29,50
CANADA	949.586	588.515	-38,02	943.515	706.856	-25,08
MEXICO	589.060	1.474.692	150,35	564.825	1.311.408	132,18
NICARAGUA	66.707	0	-100,00	88.917	0	-100,00
JAMAICA	24.939	24.939	0,00	25.050	25.052	0,01
PUERTO RICO	24.305	48.395	99,12	29.755	55.764	87,41
BELIZE	0	14.694	--	0	14.576	--
FRENCH POLYNESIA	0	16.168	--	0	13.928	--
MARTINIQUE	0	119	--	0	379	--
NETHERLANDS ANTILLES	0	18.959	--	0	18.312	--
UNITED KINGDOM	2.970.209	4.693.799	58,03	3.072.689	5.001.289	62,77
NETHERLANDS	1.402.259	2.952.372	110,54	1.771.945	4.474.898	152,54
FRANCE	282.572	482.818	70,87	298.380	648.336	117,29
GERMANY, FED. REP. OF	5.021.183	6.906.528	37,55	5.514.062	10.472.653	89,93
BELGIUM	3.710.010	8.885.400	139,50	3.521.514	8.444.596	139,80
DENMARK	11.145	243.011	2.080,45	17.729	259.672	1.364,67
NORWAY	56.890	89.959	58,13	81.518	105.514	29,44
SWEDEN	29.949	105.301	251,60	39.969	100.016	150,23
IRELAND	0	68.372	--	0	106.897	--
ITALY	510.936	1.671.566	227,16	643.122	2.419.301	276,18
SPAIN	0	45.290	--	0	68.243	--

TABEL 5. PERKEMBANGAN EKSPOR INDONESIA MENURUT KOMODITI DAN NEGARA TUJUAN

JENIS BARANG	BERAT BERSIH (KG)		PERUB	NILAI FOB (US \$)		PERUB
	JAN-FEB 2007	JAN-FEB 2008	%	JAN-FEB 2007	JAN-FEB 2008	%
	(1)	(2)	(3)	(4)	(5)	(6)
GREECE	21.816	223.435	924,18	23.199	412.629	1.678,65
POLAND	0	821.096	--	0	1.413.085	--
ROMANIA	0	18.900	--	0	38.222	--
UKRAINE	25.802	45.272	75,46	26.368	76.077	188,52
CROATIA	0	3.620	--	0	5.812	--
<b>-KAYU GERGAJIAN</b>	<b>66.599.006</b>	<b>9.567.959</b>	<b>-85,63</b>	<b>66.828.997</b>	<b>10.243.357</b>	<b>-84,67</b>
JAPAN	17.321.602	2.196.974	-87,32	20.269.527	2.731.947	-86,52
HONG KONG	161.240	275.673	70,97	133.412	161.861	21,32
KOREA, REPUBLIC OF	6.640.852	1.549.705	-76,66	5.306.434	1.165.866	-78,03
TAIWAN	10.999.560	85.046	-99,23	6.476.831	55.513	-99,14
CHINA	7.071.706	779.099	-88,98	3.362.927	522.356	-84,47
THAILAND	24.476	0	-100,00	41.912	0	-100,00
SINGAPORE	762.581	321.068	-57,90	657.815	187.629	-71,48
MALAYSIA	1.440.877	956.880	-33,59	1.004.864	665.040	-33,82
BRUNEI DARUSSALAM	0	2.186	--	0	2.889	--
VIET NAM	3.037.616	219.797	-92,76	1.362.282	120.658	-91,14
INDIA	8.680	0	-100,00	15.592	0	-100,00
SRI LANKA	0	11.812	--	0	10.491	--
SAUDI ARABIA	415.800	0	-100,00	344.320	0	-100,00
KUWAIT	518.142	0	-100,00	464.928	0	-100,00
UNITED ARAB EMIRATES	81.448	0	-100,00	82.181	0	-100,00
QATAR	62.370	0	-100,00	51.648	0	-100,00
EGYPT	183.037	0	-100,00	141.029	0	-100,00
REUNION	9.537	0	-100,00	13.003	0	-100,00
SOUTH AFRICA	518.093	61.884	-88,06	544.840	82.264	-84,90
MAURITIUS	17.564	0	-100,00	9.267	0	-100,00
AUSTRALIA	905.457	395.223	-56,35	989.693	661.317	-33,18
NEW ZEALAND	77.342	43.989	-43,12	43.704	19.121	-56,25
NEW CALEDONIA	0	490	--	0	704	--
UNITED STATES	1.190.631	858.721	-27,88	1.254.666	286.095	-77,20
CANADA	95.531	0	-100,00	101.716	0	-100,00
TRINIDAD AND TOBAGO	307.014	0	-100,00	131.172	0	-100,00
MARTINIQUE	0	3.098	--	0	3.100	--
UNITED KINGDOM	514.589	198.955	-61,34	1.107.699	416.358	-62,41
NETHERLANDS	4.383.601	1.127.854	-74,27	6.346.007	2.375.197	-62,57
FRANCE	473.581	37.384	-92,11	740.816	53.825	-92,73
GERMANY, FED. REP. OF	5.726.670	74.795	-98,69	9.727.216	121.256	-98,75
BELGIUM	666.904	50.133	-92,48	1.006.631	104.842	-89,58
DENMARK	95.788	0	-100,00	206.964	0	-100,00
NORWAY	15.439	11.867	-23,14	28.559	13.275	-53,52
SWEDEN	20.557	0	-100,00	48.112	0	-100,00
FINLAND	44.051	119.631	171,57	52.084	119.542	129,52
IRELAND	0	2.874	--	0	10.000	--
ITALY	1.968.172	45.393	-97,69	3.353.452	164.855	-95,08
SPAIN	96.691	34.975	-63,83	115.833	38.150	-67,06
GREECE	151.237	0	-100,00	273.577	0	-100,00
POLAND	551.809	88.580	-83,95	944.571	138.373	-85,35
ROMANIA	17.571	0	-100,00	42.016	0	-100,00
AZERBAIJAN	2.190	0	-100,00	3.113	0	-100,00
SLOVENIA	19.000	13.725	-27,76	28.584	10.749	-62,40
RUSSIA FEDERATION	0	148	--	0	84	--
<b>-KAYU OLAHAN LAIN</b>	<b>340.954.427</b>	<b>203.316.303</b>	<b>-40,37</b>	<b>240.842.182</b>	<b>218.897.200</b>	<b>-9,11</b>
JAPAN	39.049.010	27.458.420	-29,68	28.027.112	33.183.479	18,40
HONG KONG	4.973.091	4.448.328	-10,55	3.486.561	4.480.338	28,50
KOREA, REPUBLIC OF	31.650.040	9.804.750	-69,02	12.649.967	10.102.004	-20,14
TAIWAN	22.174.024	17.456.213	-21,28	5.830.289	3.979.663	-31,74
CHINA	111.455.305	43.707.586	-60,78	19.417.328	16.154.640	-16,80
MACAU	37.215	0	-100,00	48.925	0	-100,00
THAILAND	468.287	190.062	-59,41	350.252	315.748	-9,85
SINGAPORE	5.231.184	2.430.709	-53,53	3.646.703	2.816.492	-22,77
PHILIPPINES	1.165.502	863.708	-25,89	266.328	381.467	43,23
MALAYSIA	4.217.950	2.278.821	-45,97	2.560.735	1.418.122	-44,62
CAMBODIA	0	2.323	--	0	5.250	--
BRUNEI DARUSSALAM	60.078	61.808	2,88	56.325	62.879	11,64
VIET NAM	3.931.977	3.847.513	-2,15	1.325.483	1.432.261	8,06
MALDIVES	48.588	94.957	95,43	147.608	218.427	47,98
INDIA	1.439.296	1.198.698	-16,72	988.279	951.037	-3,77
PAKISTAN	399.538	134.734	-66,28	234.673	138.560	-40,96
SRI LANKA	15.848	58.621	269,90	6.655	100.649	1.412,38
IRAQ	0	59.289	--	0	24.632	--
IRAN (ISLAMIC REPUBLIC OF)	153.461	200.347	30,55	159.156	150.720	-5,30
SAUDI ARABIA	4.601.666	1.789.939	-61,10	1.314.900	542.315	-58,76
ISRAEL	0	59.501	--	0	98.367	--
KUWAIT	1.124.588	385.994	-65,68	581.524	268.359	-53,85
JORDAN	10.953	28.305	158,42	27.787	40.767	46,71
LEBANON	27.860	40.240	44,44	6.521	53.682	723,22



TABEL 5. PERKEMBANGAN EKSPOR INDONESIA MENURUT KOMODITI DAN NEGARA TUJUAN

JENIS BARANG	BERAT BERSIH (KG)		PERUB %	NILAI FOB (US \$)		PERUB %
	JAN-FEB 2007	JAN-FEB 2008		JAN-FEB 2007	JAN-FEB 2008	
	(1)	(2)	(3)	(4)	(5)	(6)
YEMEN	54.000	18.000	-66,67	13.677	7.450	-45,53
OMAN	18	45.632	253.411,11	9	23.419	260.111,11
TURKEY	896.902	647.274	-27,83	1.187.672	962.170	-18,99
UNITED ARAB EMIRATES	2.920.208	2.337.848	-19,94	1.563.422	1.477.765	-5,48
QATAR	19.558	137.264	601,83	39.673	230.484	480,96
BAHRAIN	188.861	153.611	-18,66	67.904	88.528	30,37
CYPRUS	13.489	41.829	210,10	19.458	70.528	262,46
EGYPT	1.752.334	2.007.416	14,56	773.104	426.548	-44,83
LIBYAN ARAB JAMAHIRIYA	0	8.840	--	0	5.313	--
MOROCCO	24.220	18.702	-22,78	30.467	18.399	-39,61
TUNISIA	59.319	139.765	135,62	32.653	52.006	59,27
SUDAN	0	17.993	--	0	60.762	--
ERITREA	374	0	-100,00	1.786	0	-100,00
NAMIBIA	248	78	-68,55	744	698	-6,18
ETHIOPIA	10.450	18.278	74,91	35.030	14.885	-57,51
TANZANIA, UNITED REPUBLIC OF	400	143	-64,25	11.687	68	-99,42
MADAGASCAR	3	470	15.566,67	2	385	19.150,00
SOMALIA	0	23.640	--	0	35.418	--
REUNION	63.371	130.581	106,06	90.371	205.172	127,03
MOZAMBIQUE	4.306	0	-100,00	1.427	0	-100,00
TOGO	9.240	0	-100,00	17.160	0	-100,00
ANGOLA	0	3.400	--	0	3.948	--
NIGERIA	0	10	--	0	225	--
GABON	0	587	--	0	483	--
COTE D'IVOIRE	477	0	-100,00	495	0	-100,00
SENEGAL	0	20.610	--	0	21.375	--
U.S. VIRGIN ISLANDS	1.535	819	-46,64	2.890	1.320	-54,33
SEYCHELLES	13.370	24.218	81,14	51.924	96.919	86,66
SOUTH AFRICA	1.351.289	2.714.137	100,86	1.398.808	3.802.879	171,87
MAURITIUS	24.812	37.118	49,60	15.361	126.131	721,11
AUSTRALIA	21.922.544	16.101.100	-26,55	25.477.267	20.396.939	-19,94
NEW ZEALAND	2.700.774	833.748	-69,13	2.819.330	808.732	-71,31
GUAM	41.648	6.593	-84,17	60.137	16.582	-72,43
PALAU	0	61	--	0	378	--
NEW CALEDONIA	129.318	207.284	60,29	157.462	326.146	107,13
NORTHERN MARIANA ISLANDS	3.845	0	-100,00	14.265	0	-100,00
SAINT VINCENT AND THE GRENADINES	0	134	--	0	302	--
VANUATU	4.364	9.299	113,08	3.119	19.829	535,75
WALLIS AND FUTUNA ISLANDS	3.549	2.815	-20,68	6.841	4.776	-30,19
COOK ISLANDS	7.089	870	-87,73	20.402	10.989	-46,14
FIJI	12.053	25.468	111,30	15.335	56.581	268,97
SOLOMON ISLANDS	0	6.290	--	0	16.722	--
EAST TIMOR	43.330	14.548	-66,43	74.556	15.452	-79,27
UNITED STATES	16.937.569	12.181.102	-28,08	36.761.300	29.082.865	-20,89
CANADA	1.291.519	940.318	-27,19	2.625.126	2.073.486	-21,01
MEXICO	428.995	205.681	-52,06	1.138.108	476.503	-58,13
HONDURAS	28.484	3.967	-86,07	20.885	2.247	-89,24
NICARAGUA	0	2.003	--	0	2.428	--
PANAMA	3.937	2.037	-48,26	9.080	1.480	-83,70
CHILE	52.654	71.624	36,03	99.599	132.261	32,79
VENEZUELA	1.866	4.863	160,61	3.340	2.421	-27,51
ARGENTINA	36.642	30.109	-17,83	63.806	36.773	-42,37
BRAZIL	59.385	48.660	-18,06	118.833	304.875	156,56
COLOMBIA	14.988	16.587	10,67	17.240	16.707	-3,09
URUGUAY	0	11.511	--	0	17.412	--
ECUADOR	0	298	--	0	692	--
PERU	0	221	--	0	2.155	--
TRINIDAD AND TOBAGO	16	389	2.331,25	40	740	1.750,00
BAHAMAS	5.390	3.389	-37,12	5.512	4.026	-26,96
JAMAICA	40.979	23.906	-41,66	90.889	90.189	-0,77
PUERTO RICO	2.936	38.066	1.196,53	7.662	102.429	1.236,84
BELIZE	9	0	-100,00	9	0	-100,00
DOMINICAN REPUBLIC	21.534	13.423	-37,67	33.085	18.479	-44,15
COSTA RICA	19.739	7.320	-62,92	22.868	10.531	-53,95
BARBADOS	2.955	1.841	-37,70	3.319	3.660	10,27
ANTIGUA AND BARBUDA	0	1.238	--	0	3.038	--
ARUBA	11.577	1.100	-90,50	17.148	2.035	-88,13
BERMUDA	10.764	13.746	27,70	18.239	37.596	106,13
CAYMAN ISLANDS	901	180	-80,02	243	47	-80,66
DOMINICA	1.053	0	-100,00	2.036	0	-100,00
FRENCH GUIANA	3.571	887	-75,16	5.798	2.848	-50,88
FRENCH POLYNESIA	47.902	39.570	-17,39	71.800	88.230	22,88
GRENADA	95	5.760	5.963,16	152	26.892	17.592,11
MARTINIQUE	6.812	24.451	258,94	12.574	44.626	254,91
NETHERLANDS ANTILLES	36.440	67.186	84,37	130.675	285.477	118,46
NORFOLK ISLANDS	0	2.081	--	0	4.992	--
SAINT LUCIA	0	11.993	--	0	31.979	--
TURKS AND CAICOS ISLANDS	95.880	110.973	15,74	74.484	253.062	239,75

TABEL 5. PERKEMBANGAN EKSPOR INDONESIA MENURUT KOMODITI DAN NEGARA TUJUAN

JENIS BARANG	BERAT BERSIH (KG)		PERUB	NILAI FOB (US \$)		PERUB
	JAN-FEB 2007	JAN-FEB 2008	%	JAN-FEB 2007	JAN-FEB 2008	%
(1)	(2)	(3)	(4)	(5)	(6)	(7)
GADELOUPE	16.011	19.065	19,07	172.810	31.977	-81,50
UNITED KINGDOM	7.024.199	5.482.842	-21,94	12.872.739	11.026.991	-14,34
NETHERLANDS	18.111.983	11.472.276	-36,66	22.571.138	15.151.304	-32,87
FRANCE	3.976.169	5.071.795	27,55	6.134.161	9.135.925	48,94
GERMANY, FED. REP. OF	8.376.385	7.638.674	-8,81	12.392.344	12.205.794	-1,51
AUSTRIA	22.422	39.318	75,35	100.227	115.523	15,26
BELGIUM	6.956.888	4.204.976	-39,56	7.903.246	6.003.956	-24,03
SWITZERLAND	49.647	30.979	-37,60	129.393	141.573	9,41
LUXEMBOURG	45	0	-100,00	101	0	-100,00
DENMARK	1.263.073	1.448.682	14,70	1.865.255	2.800.697	50,15
NORWAY	1.127.154	863.068	-23,43	2.483.593	1.954.049	-21,32
SWEDEN	558.225	403.893	-27,65	977.386	948.098	-3,00
FINLAND	640.430	350.160	-45,32	891.594	450.013	-49,53
IRELAND	555.997	470.739	-15,33	1.223.508	1.120.068	-8,45
ITALY	2.965.402	3.590.734	21,09	5.619.467	7.560.881	34,55
SPAIN	1.681.777	2.189.159	30,17	3.101.205	4.457.871	43,75
PORTUGAL	566.474	565.905	-0,10	1.080.547	1.251.114	15,79
ICELAND	12.667	0	-100,00	26.524	0	-100,00
GREECE	565.454	344.915	-39,00	705.696	659.691	-6,52
VATICAN CITY STATE (HOLY SEE)	1.461	0	-100,00	1.250	0	-100,00
HUNGARY	56.964	29.011	-49,07	93.887	47.982	-48,89
POLAND	1.900.785	1.444.850	-23,99	2.245.976	1.751.035	-22,04
ROMANIA	32.266	45.038	39,58	46.462	83.267	79,22
BULGARIA	45.627	83.446	82,89	138.834	153.064	10,25
YUGOSLAVIA	1.319	37.250	2.724,11	1.685	46.264	2.645,64
AZERBAIJAN	18.751	6.281	-66,50	17.160	2.792	-83,73
KAZAKHSTAN	77.142	110.331	43,02	107.782	188.737	75,11
UKRAINE	136.799	172.721	26,26	271.767	360.129	32,51
UZBEKISTAN	0	13.272	--	0	20.800	--
LITHUANIA	14.653	20.509	39,96	52.512	67.722	28,96
LATVIA	94.802	150.376	58,62	119.330	183.884	54,10
ESTONIA	1.867	144.753	7.653,24	1.978	174.428	8.718,40
CROATIA	47.413	146.732	209,48	107.398	249.384	132,21
BOSNIA AND HERZEGOVINA	0	1.169	--	0	5.382	--
MALTA	21.009	1.855	-91,17	40.360	7.803	-80,67
SLOVAKIA	2.248	0	-100,00	2.756	0	-100,00
SLOVENIA	31.391	7.892	-74,86	94.903	8.634	-90,90
CZECH REPUBLIC	84.779	91.984	8,50	350.647	286.263	-18,36
REP. OF MACEDONIA	0	8.915	--	0	12.942	--
RUSSIA FEDERATION	237.398	368.919	55,40	405.162	741.418	82,99
<b>-TIMAH</b>	<b>10.662.898</b>	<b>35.239.410</b>	<b>230,49</b>	<b>118.050.428</b>	<b>539.214.448</b>	<b>356,77</b>
JAPAN	13.850	1.389.467	9.932,25	153.915	21.008.550	13.549,45
HONG KONG	1.722	550.952	31.894,89	21.517	8.565.357	39.707,39
KOREA, REPUBLIC OF	154.320	504.333	226,81	1.800.406	7.657.154	325,30
TAIWAN	20.000	257.330	1.186,65	236.600	3.940.542	1.565,49
CHINA	37.198	147.872	297,53	99.284	1.715.276	1.627,65
THAILAND	0	19.733	--	0	266.395	--
SINGAPORE	10.337.786	27.860.354	169,50	115.638.001	427.856.339	270,00
PHILIPPINES	0	20.403	--	0	342.883	--
MALAYSIA	4	3.936.818	98.420.350,00	63	61.145.098	97.055.611,11
VIET NAM	0	227.004	--	0	3.448.376	--
INDIA	0	304.128	--	0	3.154.954	--
BANGLADESH	67.550	0	-100,00	10.470	0	-100,00
AUSTRALIA	7.301	18.852	158,21	23.903	58.935	146,56
UNITED STATES	826	2.164	161,99	1.908	54.589	2.761,06
FRANCE	413	0	-100,00	270	0	-100,00
GERMANY, FED. REP. OF	21.928	0	-100,00	64.091	0	-100,00
<b>-ALUMINIUM</b>	<b>46.862.269</b>	<b>41.921.232</b>	<b>-10,54</b>	<b>141.523.647</b>	<b>125.502.013</b>	<b>-11,32</b>
JAPAN	30.862.656	21.338.629	-30,86	85.063.026	52.082.756	-38,77
HONG KONG	128.398	208.237	62,18	676.979	551.027	-18,61
KOREA, REPUBLIC OF	1.001.073	1.525.682	52,40	1.474.366	3.107.996	110,80
TAIWAN	233.098	622.574	167,09	760.259	2.245.932	195,42
CHINA	386.562	378.029	-2,21	1.617.945	1.391.633	-13,99
PAPUA NEW GUINEA	28.626	212.784	643,32	123.363	727.674	489,86
THAILAND	1.053.549	1.312.923	24,62	3.779.603	5.008.948	32,53
SINGAPORE	1.216.433	1.645.973	35,31	4.689.210	6.174.361	31,67
PHILIPPINES	1.372.281	1.777.174	29,51	4.175.936	5.881.365	40,84
MALAYSIA	1.536.759	2.463.813	60,33	5.206.953	8.390.671	61,14
MYANMAR (FORM. BURMA)	84.866	0	-100,00	239.008	0	-100,00
BRUNEI DARUSSALAM	43.033	18.812	-56,28	154.066	143.338	-6,96
VIET NAM	510.620	249.589	-51,12	1.931.542	1.093.882	-43,37
MALDIVES	1.776	1.213	-31,70	1.583	2.446	54,52
INDIA	129.873	268.749	106,93	528.429	1.037.145	96,27
PAKISTAN	4.988	122.614	2.358,18	22.938	437.430	1.807,01
BANGLADESH	0	49.650	--	0	191.904	--
SRI LANKA	5.344	41.749	681,23	25.690	160.195	523,57

TABEL 5. PERKEMBANGAN EKSPOR INDONESIA MENURUT KOMODITI DAN NEGARA TUJUAN

JENIS BARANG	BERAT BERSIH (KG)		PERUB	NILAI FOB (US \$)		PERUB
	JAN-FEB 2007	JAN-FEB 2008	%	JAN-FEB 2007	JAN-FEB 2008	%
	(1)	(2)	(3)	(4)	(5)	(6)
IRAN (ISLAMIC REPUBLIC OF)	0	8.832	--	0	20.369	--
SAUDI ARABIA	75.501	808.180	970,42	271.741	5.479.097	1.916,29
KUWAIT	0	5.190	--	0	3.600	--
YEMEN	0	873	--	0	2.453	--
TURKEY	12.908	35.122	172,09	53.263	146.389	174,84
UNITED ARAB EMIRATES	17.552	134.851	668,29	109.771	546.861	398,18
QATAR	177	0	-100,00	753	0	-100,00
BAHRAIN	0	157	--	0	6.215	--
CYPRUS	0	819	--	0	9.324	--
EGYPT	181.802	0	-100,00	648.807	0	-100,00
SUDAN	22.813	0	-100,00	114.323	0	-100,00
MADAGASCAR	14.172	30.500	115,21	46.118	107.402	132,89
KENYA	0	7	--	0	248	--
REUNION	5.853	4.775	-18,42	17.592	16.246	-7,65
MOZAMBIQUE	0	90.653	--	0	417.965	--
NIGERIA	261	2.125	714,18	320	19.843	6.100,94
COTE D'IVOIRE	0	83.520	--	0	413.280	--
BENIN	0	125	--	0	68	--
U.S. VIRGIN ISLANDS	20	0	-100,00	34	0	-100,00
SOUTH AFRICA	17.248	33.725	95,53	72.757	244.192	235,63
ZAMBIA	0	1.056	--	0	12.342	--
MALAWI	22.324	0	-100,00	125.456	0	-100,00
MAURITIUS	65.867	60.368	-8,35	204.288	207.995	1,81
AUSTRALIA	900.334	2.343.209	160,26	3.440.842	7.916.285	130,07
NEW ZEALAND	133.611	511.510	282,84	479.782	1.611.057	235,79
GUAM	0	243	--	0	1.620	--
NEW CALEDONIA	63.807	87.311	36,84	200.974	314.304	56,39
VANUATU	2.140	11	-99,49	17.895	21	-99,88
FIJI	29.526	26.808	-9,21	98.234	65.515	-33,31
KIRIBATI	0	148	--	0	1.608	--
EAST TIMOR	15	15.237	101.480,00	42	14.519	34.469,05
UNITED STATES	5.581.541	4.176.464	-25,17	20.235.870	14.216.770	-29,74
CANADA	554.300	394.919	-28,75	2.133.750	1.414.082	-33,73
MEXICO	0	3.857	--	0	38.297	--
PANAMA	913	0	-100,00	9.716	0	-100,00
CHILE	8.518	2.793	-67,21	54.134	20.272	-62,55
ARGENTINA	71	0	-100,00	70	0	-100,00
BRAZIL	2.294	25.697	1.020,18	8.205	127.880	1.458,56
TRINIDAD AND TOBAGO	0	10	--	0	150	--
JAMAICA	1.357	0	-100,00	112	0	-100,00
PUERTO RICO	19.862	17.357	-12,61	65.871	50.618	-23,16
DOMINICAN REPUBLIC	0	1.043	--	0	12.931	--
HAITI	0	132.572	--	0	652.202	--
FRENCH POLYNESIA	1.256	59	-95,30	1.491	411	-72,43
UNITED KINGDOM	272.343	126.842	-53,43	1.401.094	633.302	-54,80
NETHERLANDS	26.854	19.363	-27,90	134.779	122.254	-9,29
FRANCE	100.437	66.827	-33,46	508.868	551.948	8,47
GERMANY, FED. REP. OF	17.826	188.374	956,74	61.725	412.386	568,10
AUSTRIA	0	1.210	--	0	7.801	--
BELGIUM	54.529	18.094	-66,82	238.695	194.370	-18,57
SWITZERLAND	450	32	-92,89	876	286	-67,35
DENMARK	787	36.056	4.481,45	4.182	111.611	2.568,84
NORWAY	2.413	29.578	1.125,78	15.634	97.159	521,46
SWEDEN	10.947	13.221	20,77	40.110	67.374	67,97
ITALY	25.417	19.386	-23,73	148.954	131.868	-11,47
SPAIN	8.382	25.033	198,65	35.711	92.142	158,02
PORTUGAL	653	47	-92,80	2.935	161	-94,51
GREECE	68	450	561,76	111	1.883	1.596,40
HUNGARY	1.200	0	-100,00	7.974	0	-100,00
POLAND	0	7.292	--	0	43.444	--
BULGARIA	4	1.231	30.675,00	2	6.758	337.800,00
YUGOSLAVIA	961	0	-100,00	20.861	0	-100,00
CROATIA	0	253	--	0	2.668	--
SLOVAKIA	3	0	-100,00	435	0	-100,00
SLOVENIA	0	8.809	--	0	45.240	--
CZECH REPUBLIC	0	80.814	--	0	238.224	--
RUSSIA FEDERATION	3.017	0	-100,00	17.594	0	-100,00
<b>-NIKEL</b>	<b>6.682.015</b>	<b>21.939.425</b>	<b>228,34</b>	<b>150.082.145</b>	<b>373.266.097</b>	<b>148,71</b>
JAPAN	6.570.091	21.924.674	233,70	148.594.442	373.201.571	151,15
HONG KONG	8.211	0	-100,00	9.810	0	-100,00
KOREA, REPUBLIC OF	13.760	9.080	-34,01	58.961	29.221	-50,44
CHINA	5.179	4.797	-7,38	21.708	18.957	-12,67
SINGAPORE	9.191	217	-97,64	1.072.175	4.537	-99,58
PHILIPPINES	583	0	-100,00	10.504	0	-100,00
MALAYSIA	0	90	--	0	4.700	--
UNITED KINGDOM	0	567	--	0	7.111	--
NETHERLANDS	75.000	0	-100,00	314.545	0	-100,00

TABEL 5. PERKEMBANGAN EKSPOR INDONESIA MENURUT KOMODITI DAN NEGARA TUJUAN

JENIS BARANG	BERAT BERSIH (KG)		PERUB	NILAI FOB (US \$)		PERUB
	JAN-FEB 2007	JAN-FEB 2008	%	JAN-FEB 2007	JAN-FEB 2008	%
	(1)	(2)	(3)	(4)	(5)	(6)
<b>-BESI/BAJA</b>	<b>292.004.702</b>	<b>360.379.389</b>	<b>23,42</b>	<b>343.624.608</b>	<b>438.812.203</b>	<b>27,70</b>
JAPAN	15.020.791	21.703.033	44,49	26.462.378	31.124.212	17,62
HONG KONG	3.256.435	137.115	-95,79	5.762.469	429.751	-92,54
KOREA, REPUBLIC OF	8.058.702	11.060.808	37,25	33.569.219	61.113.981	82,05
TAIWAN	3.003.982	3.794.038	26,30	13.784.915	22.222.787	61,21
CHINA	26.079.952	17.262.875	-33,81	12.799.627	10.430.407	-18,51
MACAU	48	0	-100,00	820	0	-100,00
PAPUA NEW GUINEA	2.133.516	403.312	-81,10	2.413.131	339.493	-85,93
THAILAND	3.180.365	12.363.309	288,74	5.410.697	19.419.941	258,92
SINGAPORE	63.515.511	93.948.190	47,91	69.472.380	99.431.469	43,12
PHILIPPINES	2.179.909	6.251.314	186,77	3.304.220	6.316.237	91,16
MALAYSIA	26.173.636	29.699.154	13,47	19.815.318	24.532.677	23,81
MYANMAR (FORM. BURMA)	36.059	39.460	9,43	93.483	90.076	-3,64
CAMBODIA	0	543	--	0	22.500	--
BRUNEI DARUSSALAM	16.410	79.370	383,67	41.875	175.291	318,61
NEPAL	0	57	--	0	315	--
VIET NAM	14.933.804	19.254.420	28,93	17.965.703	16.750.183	-6,77
MALDIVES	25.786	8.976	-65,19	24.615	75.598	207,12
INDIA	11.991.097	5.274.881	-56,01	18.049.002	3.909.525	-78,34
PAKISTAN	1.733.395	972.861	-43,88	1.554.050	707.033	-54,50
BANGLADESH	1.622.377	395.766	-75,61	1.168.743	403.658	-65,46
SRI LANKA	1.279.610	1.913.274	49,52	899.383	1.537.231	70,92
IRAN (ISLAMIC REPUBLIC OF)	11.128.828	5.808.697	-47,80	5.543.266	3.219.347	-41,92
SAUDI ARABIA	5.814.489	2.022.567	-65,22	4.998.289	2.555.820	-48,87
ISRAEL	0	630	--	0	4.775	--
KUWAIT	34.325	2.285.762	6.559,18	45.072	5.480.195	12.058,76
JORDAN	0	60	--	0	8.000	--
LEBANON	21.865	22.287	1,93	62.266	74.656	19,90
YEMEN	1.636.853	893.254	-45,43	5.057.987	2.003.990	-60,38
OMAN	70.695	13.757	-80,54	182.456	34.911	-80,87
TURKEY	138.513	132.324	-4,47	286.167	285.456	-0,25
UNITED ARAB EMIRATES	10.047.964	25.518.677	153,97	8.292.564	22.017.423	165,51
QATAR	2.683.642	210.419	-92,16	7.805.497	1.330.286	-82,96
BAHRAIN	0	7.818	--	0	18.176	--
CYPRUS	0	43	--	0	202	--
EGYPT	2.703.657	896.926	-66,83	5.209.067	498.192	-90,44
LIBYAN ARAB JAMAHIRIYA	81.546	0	-100,00	86.112	0	-100,00
TUNISIA	1.334	1.977.358	148.127,74	5.000	2.696.627	53.832,54
ALGERIA	1.641.949	24.235	-98,52	2.315.964	183.073	-92,10
SUDAN	816	10.329	1.165,81	6.255	34.883	457,68
TANZANIA, UNITED REPUBLIC OF	0	65	--	0	31	--
MADAGASCAR	511.660	365.031	-28,66	454.193	337.974	-25,59
KENYA	47.824	44.907	-6,10	43.678	106.427	143,66
REUNION	4.243	6.253	47,37	3.716	9.624	158,99
GHANA	375.354	0	-100,00	784.726	0	-100,00
ANGOLA	0	549.807	--	0	975.436	--
CONGO	348.794	0	-100,00	761.571	0	-100,00
CAMEROON	0	16.824	--	0	33.538	--
NIGERIA	160.017	23.320	-85,43	78.239	65.720	-16,00
GABON	0	269	--	0	222	--
COTE D'IVOIRE	7.192	0	-100,00	4.127	0	-100,00
SENEGAL	0	281	--	0	353	--
MAURITANIA	0	57.347	--	0	169.148	--
BENIN	7.907	17.170	117,15	13.983	13.733	-1,79
SEYCHELLES	237	2.282	862,87	278	3.612	1.199,28
DJIBOUTI	0	6.714	--	0	1.886	--
SAINT HELENA	86	0	-100,00	548	0	-100,00
SOUTH AFRICA	353.551	803.283	127,20	324.012	1.143.966	253,06
ZAMBIA	0	40.945	--	0	76.610	--
MAURITIUS	941.072	983.497	4,51	1.242.839	1.618.952	30,26
AUSTRALIA	8.197.068	22.584.728	175,52	7.217.223	17.612.238	144,03
NEW ZEALAND	1.384.187	426.955	-69,15	879.294	499.837	-43,15
GUAM	19.006	9.671	-49,12	4.959	4.250	-14,30
NEW CALEDONIA	2.233	7.510	236,32	2.624	21.850	732,70
NORTHERN MARIANA ISLANDS	19	0	-100,00	71	0	-100,00
VANUATU	549	1.192	117,12	398	2.815	607,29
WALLIS AND FUTUNA ISLANDS	86	158	83,72	167	276	65,27
COOK ISLANDS	47	39	-17,02	678	25	-96,31
FIJI	388	18.569	4.685,82	1.258	25.182	1.901,75
SAMOA	1.501	0	-100,00	4.551	0	-100,00
SOLOMON ISLANDS	0	4.943	--	0	13.714	--
EAST TIMOR	8.596	412.500	4.698,74	7.579	477.080	6.194,76
UNITED STATES	4.678.230	9.292.232	98,63	11.349.796	23.732.394	109,10
CANADA	320.318	283.817	-11,40	1.121.764	1.451.826	29,42
MEXICO	83.988	197.652	135,33	236.600	453.076	91,49
NICARAGUA	0	794	--	0	962	--
PANAMA	3.718	0	-100,00	2.400	0	-100,00

TABEL 5. PERKEMBANGAN EKSPOR INDONESIA MENURUT KOMODITI DAN NEGARA TUJUAN

JENIS BARANG	BERAT BERSIH (KG)		PERUB	NILAI FOB (US \$)		PERUB
	JAN-FEB 2007	JAN-FEB 2008	%	JAN-FEB 2007	JAN-FEB 2008	%
	(1)	(2)	(3)	(4)	(5)	(6)
SURINAME	0	8.904	--	0	14.800	--
CHILE	59	19.900	33.628,81	118	49.150	41.552,54
VENEZUELA	43.398	1.848	-95,74	102.808	93.826	-8,74
ARGENTINA	71.768	24.907	-65,30	340.399	174.258	-48,81
BRAZIL	66.158	247.310	273,82	189.591	683.270	260,39
COLOMBIA	20.449	20.131	-1,56	47.060	44.077	-6,34
BOLIVIA	2.500	0	-100,00	30.788	0	-100,00
URUGUAY	42.447	0	-100,00	183.310	0	-100,00
ECUADOR	0	114.809	--	0	373.322	--
PERU	20.002	123.644	518,16	61.883	204.448	230,38
PUERTO RICO	0	62	--	0	243	--
DOMINICAN REPUBLIC	0	173	--	0	250	--
COSTA RICA	1.295	11	-99,15	539	45	-91,65
BERMUDA	1	0	-100,00	2	0	-100,00
FRENCH GUIANA	732	1.151	57,24	1.429	3.979	178,45
FRENCH POLYNESIA	2.953	4.109	39,15	4.707	3.013	-35,99
MARTINIQUE	334	325	-2,69	657	1.120	70,47
NETHERLANDS ANTILLES	138	1.658	1.101,45	727	5.228	619,12
TURKS AND CAICOS ISLANDS	0	128	--	0	212	--
GUADELOUPE	9	1.055	11.622,22	22	1.467	6.568,18
UNITED KINGDOM	10.534.048	11.017.397	4,59	6.115.794	7.816.485	27,81
NETHERLANDS	13.711.544	22.990.026	67,67	8.780.320	19.226.643	118,97
FRANCE	847.898	82.828	-90,23	2.871.641	389.127	-86,45
GERMANY, FED. REP. OF	14.423.549	18.941.719	31,32	10.664.242	14.775.935	38,56
AUSTRIA	72	441	512,50	392	665	69,64
BELGIUM	4.569.359	171.890	-96,24	3.681.368	766.672	-79,17
SWITZERLAND	18.747	17.247	-8,00	34.625	48.423	39,85
DENMARK	4.691.370	4.924.763	4,97	2.873.750	3.053.888	6,27
NORWAY	5.038	6.871	36,38	60.143	16.040	-73,33
SWEDEN	4.688	17.589	275,19	34.379	109.141	217,46
FINLAND	34.394	7.544	-78,07	113.139	59.128	-47,74
IRELAND	1.978	67	-96,61	3.559	71	-98,01
ITALY	1.992.911	507.547	-74,53	6.680.317	1.073.995	-83,92
SPAIN	110.679	50.639	-54,25	293.442	270.493	-7,82
PORTUGAL	524	100.575	19.093,70	1.443	99.670	6.807,14
GREECE	57.627	10.535	-81,72	251.816	20.125	-92,01
VATICAN CITY STATE (HOLY SEE)	152	0	-100,00	130	0	-100,00
ANDORRA	146.863	0	-100,00	522.340	0	-100,00
HUNGARY	185	348	88,11	591	833	40,95
POLAND	2.181	17.281	692,34	24.084	31.086	29,07
ROMANIA	256	363	41,80	365	1.710	368,49
BULGARIA	66	1.168	1.669,70	611	2.156	252,86
AZERBAIJAN	820.790	0	-100,00	1.363.757	0	-100,00
UKRAINE	19	15.542	81.700,00	12	28.271	235.491,67
LITHUANIA	185	0	-100,00	1.057	0	-100,00
ESTONIA	18.620	107.693	478,37	50.926	219.139	330,31
CROATIA	96	8.453	8.705,21	129	25.385	19.578,29
BOSNIA AND HERZEGOVINA	0	170	--	0	798	--
MALTA	1.968.050	962	-99,95	1.060.749	3.249	-99,69
SLOVAKIA	56	72	28,57	1.512	2.058	36,11
SLOVENIA	1.510	5.287	250,13	2.308	20.009	766,94
CZECH REPUBLIC	3.769	382	-89,86	23.132	2.323	-89,96
RUSSIA FEDERATION	59.503	257.211	332,27	119.233	764.843	541,47
<b>-TEMBAGA</b>	<b>44.850.269</b>	<b>50.196.816</b>	<b>11,92</b>	<b>282.665.386</b>	<b>389.288.464</b>	<b>37,72</b>
JAPAN	5.183.967	588.460	-88,65	61.059.330	16.429.065	-73,09
HONG KONG	1.301.011	1.663.876	27,89	7.335.438	10.998.935	49,94
KOREA, REPUBLIC OF	375.717	1.110.995	195,70	5.849.991	47.546.749	712,77
TAIWAN	4.382.754	4.805.704	9,65	23.679.142	32.878.277	38,85
CHINA	7.914.498	12.612.786	59,36	33.542.323	56.471.867	68,36
THAILAND	7.952.443	10.974.823	38,01	46.472.521	77.743.005	67,29
SINGAPORE	2.389.281	3.856.586	61,41	12.988.942	48.735.623	275,21
PHILIPPINES	3.042.065	3.010.055	-1,05	20.389.188	22.311.193	9,43
MALAYSIA	11.014.910	9.537.399	-13,41	63.858.213	67.169.893	5,19
MYANMAR (FORM. BURMA)	1.794	0	-100,00	14.062	0	-100,00
BRUNEI DARUSSALAM	638	0	-100,00	459	0	-100,00
VIET NAM	941.700	750.018	-20,35	5.454.274	5.213.129	-4,42
INDIA	39.873	79.924	100,45	316.787	564.570	78,22
PAKISTAN	0	96.525	--	0	653.700	--
SRI LANKA	1	0	-100,00	171	0	-100,00
IRAN (ISLAMIC REPUBLIC OF)	1.524	0	-100,00	21.810	0	-100,00
TURKEY	432	0	-100,00	345	0	-100,00
UNITED ARAB EMIRATES	55	0	-100,00	2.325	0	-100,00
QATAR	0	3.021	--	0	2.275	--
MADAGASCAR	125.000	250.000	100,00	62.500	112.500	80,00
KENYA	0	5.984	--	0	27.882	--
SOUTH AFRICA	689	1.091	58,35	753	924	22,71
AUSTRALIA	1.601	3.168	97,88	7.332	11.326	54,47

TABEL 5. PERKEMBANGAN EKSPOR INDONESIA MENURUT KOMODITI DAN NEGARA TUJUAN

JENIS BARANG	BERAT BERSIH (KG)		PERUB	NILAI FOB (US \$)		PERUB
	JAN-FEB 2007	JAN-FEB 2008	%	JAN-FEB 2007	JAN-FEB 2008	%
(1)	(2)	(3)	(4)	(5)	(6)	(7)
VANUATU	0	272	--	0	512	--
FIJI	257	976	279,77	1.583	4.008	153,19
UNITED STATES	122.342	796.243	550,83	1.229.162	2.069.650	68,38
CANADA	15.213	24.793	62,97	145.830	236.454	62,14
VENEZUELA	4	20	400,00	119	174	46,22
BRAZIL	10.204	0	-100,00	57.963	0	-100,00
ANTIGUA AND BARBUDA	33	0	-100,00	1.591	0	-100,00
UNITED KINGDOM	2.277	10.835	375,85	6.242	43.863	602,71
NETHERLANDS	232	5.194	2.138,79	3	38.216	1.273.766,67
FRANCE	1.242	13	-98,95	2.570	300	-88,33
GERMANY, FED. REP. OF	22.005	784	-96,44	83.376	8.315	-90,03
BELGIUM	2.870	94	-96,72	64.990	95	-99,85
SWITZERLAND	139	0	-100,00	88	0	-100,00
SWEDEN	0	2.925	--	0	2.464	--
ITALY	1.321	479	-63,74	477	1.158	142,77
SPAIN	768	2.650	245,05	10.751	5.700	-46,98
PORTUGAL	760	0	-100,00	1.713	0	-100,00
GREECE	526	1.090	107,22	2.006	3.941	96,46
POLAND	102	0	-100,00	30	0	-100,00
SLOVAKIA	21	33	57,14	986	2.701	173,94
<b>-SENG</b>	<b>684.312</b>	<b>831.719</b>	<b>21,54</b>	<b>1.568.391</b>	<b>1.326.442</b>	<b>-15,43</b>
JAPAN	311.431	561.922	80,43	647.706	887.426	37,01
TAIWAN	28.255	13.596	-51,88	22.294	3.960	-82,24
CHINA	45.638	70.384	54,22	101.951	142.058	39,34
PAPUA NEW GUINEA	0	172	--	0	165	--
THAILAND	80.000	38.031	-52,46	222.057	52.575	-76,32
SINGAPORE	53.452	45.595	-14,70	143.780	80.693	-43,88
PHILIPPINES	22.791	16.742	-26,54	34.204	25.402	-25,73
MALAYSIA	2.336	0	-100,00	770	0	-100,00
BRUNEI DARUSSALAM	1.025	0	-100,00	3.376	0	-100,00
VIET NAM	93.722	232	-99,75	333.913	1.494	-99,55
INDIA	0	45.310	--	0	86.089	--
SRI LANKA	17.979	0	-100,00	29.087	0	-100,00
KENYA	0	8.000	--	0	13.216	--
NIGERIA	20.000	20.000	0,00	20.000	20.000	0,00
GAMBIA	619	0	-100,00	435	0	-100,00
AUSTRALIA	4.057	0	-100,00	8.304	0	-100,00
AMERICAN SAMOA	0	2.021	--	0	2.721	--
EAST TIMOR	330	9.686	2.835,15	294	10.450	3.454,42
UNITED STATES	0	18	--	0	100	--
JAMAICA	2.677	0	-100,00	220	0	-100,00
UNITED KINGDOM	0	9	--	0	91	--
FRANCE	0	1	--	0	2	--
<b>-LOGAM TIDAK MULIA LAIN</b>	<b>10.767.672</b>	<b>144.652.381</b>	<b>1.243,40</b>	<b>27.854.397</b>	<b>40.670.950</b>	<b>46,01</b>
JAPAN	1.240.505	1.328.172	7,07	5.002.219	5.357.937	7,11
HONG KONG	289.305	256.562	-11,32	768.290	761.062	-0,94
KOREA, REPUBLIC OF	51.816	64.450.624	124.283,63	116.860	4.795.936	4.004,00
TAIWAN	29.376	56.142	91,12	106.749	116.653	9,28
CHINA	113.598	273.585	140,84	295.755	448.781	51,74
PAPUA NEW GUINEA	204.516	69.067	-66,23	471.226	181.673	-61,45
THAILAND	397.389	487.546	22,69	2.250.908	3.919.111	74,11
SINGAPORE	4.288.600	3.440.664	-19,77	5.652.322	5.486.697	-2,93
PHILIPPINES	211.719	644.489	204,41	310.400	969.499	212,34
MALAYSIA	600.689	662.208	10,24	1.640.674	2.749.313	67,57
MYANMAR (FORM. BURMA)	15.178	0	-100,00	37.849	0	-100,00
CAMBODIA	61	4.325	6.990,16	869	6.550	653,74
BRUNEI DARUSSALAM	20.693	331	-98,40	34.143	1.102	-96,77
VIET NAM	212.630	304.091	43,01	971.710	1.334.148	37,30
MALDIVES	993	5.604	464,35	1.506	29.015	1.826,63
INDIA	141.836	69.264.198	48.734,00	351.040	2.243.763	539,18
PAKISTAN	2.664	43.772	1.543,09	10.090	164.001	1.525,38
BANGLADESH	1.328	0	-100,00	3.787	0	-100,00
SRI LANKA	1.077	24.457	2.170,84	4.006	44.805	1.018,45
IRAN (ISLAMIC REPUBLIC OF)	16	25.841	161.406,25	402	41.959	10.337,56
SAUDI ARABIA	266.000	32.405	-87,82	287.234	63.004	-78,07
ISRAEL	0	2.053	--	0	2.600	--
KUWAIT	27.124	19.005	-29,93	37.059	25.832	-30,29
JORDAN	0	13.206	--	0	38.517	--
LEBANON	118	351	197,46	29	169	482,76
YEMEN	520	0	-100,00	300	0	-100,00
OMAN	5.086	6.136	20,64	3.965	22.113	457,70
SYRIA ARAB REPUBLIC	9.190	39.999	335,24	299.149	42.660	-85,74
TURKEY	459	31.959	6.862,75	1.400	150.608	10.657,71
UNITED ARAB EMIRATES	236.800	407.379	72,04	344.861	581.063	68,49
QATAR	32.236	7.200	-77,66	49.507	7.404	-85,04
BAHRAIN	0	197	--	0	280	--

TABEL 5. PERKEMBANGAN EKSPOR INDONESIA MENURUT KOMODITI DAN NEGARA TUJUAN

JENIS BARANG	BERAT BERSIH (KG)		PERUB %	NILAI FOB (US \$)		PERUB %
	JAN-FEB 2007	JAN-FEB 2008		JAN-FEB 2007	JAN-FEB 2008	
	(1)	(2)	(3)	(4)	(5)	(6)
CYPRUS	0	51.384	--	0	59.255	--
EGYPT	39.037	10.571	-72,92	54.538	19.266	-64,67
MOROCCO	0	14.709	--	0	17.052	--
TUNISIA	1.394	0	-100,00	865	0	-100,00
ALGERIA	0	288	--	0	8.065	--
ETHIOPIA	0	49.439	--	0	51.978	--
TANZANIA, UNITED REPUBLIC OF	15.757	32	-99,80	44.830	7.710	-82,80
MADAGASCAR	1.288	6.338	392,08	1.220	3.792	210,82
KENYA	26.529	16.591	-37,46	75.735	61.820	-18,37
REUNION	761	2.238	194,09	451	3.992	785,14
LIBERIA	298	17.722	5.846,98	360	67.470	18.641,67
ANGOLA	10.560	0	-100,00	1.155	0	-100,00
NIGERIA	75.775	212.715	180,72	222.486	483.723	117,42
SIERRA LEONE	0	4.129	--	0	21.501	--
BENIN	0	57.534	--	0	42.080	--
SOUTH AFRICA	103.186	39.377	-61,84	151.637	90.753	-40,15
MAURITIUS	5.183	4.085	-21,18	28.429	25.812	-9,21
AUSTRALIA	410.095	331.652	-19,13	1.817.438	1.828.528	0,61
NEW ZEALAND	27.133	39.459	45,43	67.545	91.592	35,60
GUAM	426	105	-75,35	2.295	652	-71,59
NEW CALEDONIA	16.507	31.691	91,99	56.010	116.383	107,79
VANUATU	3	49	1.533,33	127	28	-77,95
AMERICAN SAMOA	525	0	-100,00	192	0	-100,00
COOK ISLANDS	1.013	0	-100,00	805	0	-100,00
FIJI	8.251	2.584	-68,68	53.764	33.702	-37,31
SAMOA	978	0	-100,00	5.568	0	-100,00
TONGA	0	928	--	0	703	--
EAST TIMOR	3.611	27.198	653,20	6.887	34.695	403,78
UNITED STATES	341.896	381.508	11,59	2.679.123	3.198.584	19,39
CANADA	28.552	56.667	98,47	262.182	567.949	116,62
MEXICO	256	2.838	1.008,59	364	28.885	7.835,44
SURINAME	0	143	--	0	1.360	--
CHILE	11.273	3.373	-70,08	67.260	41.663	-38,06
VENEZUELA	10.880	4.415	-59,42	25.078	14.061	-43,93
ARGENTINA	4.469	5.285	18,26	38.283	50.031	30,69
BRAZIL	1.158	9.871	752,42	2.052	88.863	4.230,56
COLOMBIA	45	110	144,44	5.904	7.782	31,81
BAHAMAS	0	464	--	0	552	--
JAMAICA	0	400	--	0	570	--
PUERTO RICO	0	185	--	0	1.678	--
BELIZE	7	0	-100,00	10	0	-100,00
EL SALVADOR	1.463	0	-100,00	6.272	0	-100,00
COSTA RICA	130	3.749	2.783,85	306	9.892	3.132,68
ANTIGUA AND BARBUDA	109	273	150,46	3.109	662	-78,71
ARUBA	0	764	--	0	1.238	--
BERMUDA	65	223	243,08	583	1.054	80,79
FRENCH GUIANA	376	229	-39,10	723	793	9,68
FRENCH POLYNESIA	1.402	6.165	339,73	2.314	9.515	311,19
MARTINIQUE	0	874	--	0	978	--
NETHERLANDS ANTILLES	306	243	-20,59	7.392	1.840	-75,11
SAINT LUCIA	4.352	0	-100,00	7.436	0	-100,00
GADELOUPE	144	32	-77,78	278	74	-73,38
SAINT KITTS AND NEVIS	27	0	-100,00	377	0	-100,00
UNITED KINGDOM	382.910	357.799	-6,56	859.887	831.799	-3,27
NETHERLANDS	41.378	72.542	75,32	278.994	408.221	46,32
FRANCE	166.187	52.366	-68,49	328.337	159.579	-51,40
GERMANY, FED. REP. OF	92.879	395.226	325,53	673.477	1.350.138	100,47
AUSTRIA	2.294	7.551	229,16	15.895	91.621	476,41
BELGIUM	23.188	105.417	354,62	64.549	221.683	243,43
SWITZERLAND	552	3.661	563,22	4.783	76.371	1.496,72
LUXEMBOURG	0	2.100	--	0	6.216	--
DENMARK	15.915	1.477	-90,72	34.144	6.045	-82,30
NORWAY	22.738	376	-98,35	57.720	3.348	-94,20
SWEDEN	26.081	31.396	20,38	88.629	125.472	41,57
FINLAND	704	1.056	50,00	404	1.703	321,53
IRELAND	52.345	62.356	19,13	73.799	97.882	32,63
ITALY	216.585	96.446	-55,47	277.934	161.421	-41,92
SPAIN	154.595	114.023	-26,24	282.980	287.136	1,47
PORTUGAL	449	18.036	3.916,93	908	16.847	1.755,40
GREECE	1.058	27.804	2.527,98	2.330	49.342	2.017,68
HUNGARY	637	108	-83,05	773	200	-74,13
POLAND	0	550	--	0	42.997	--
ROMANIA	0	288	--	0	618	--
BULGARIA	847	1.229	45,10	1.262	21.080	1.570,36
ESTONIA	9.037	0	-100,00	22.602	0	-100,00
CROATIA	0	343	--	0	3.128	--
SLOVAKIA	312	2	-99,36	3.070	10	-99,67
CZECH REPUBLIC	56	0	-100,00	1.461	0	-100,00

TABEL 5. PERKEMBANGAN EKSPOR INDONESIA MENURUT KOMODITI DAN NEGARA TUJUAN

JENIS BARANG	BERAT BERSIH (KG)		PERUB	NILAI FOB (US \$)		PERUB
	JAN-FEB 2007	JAN-FEB 2008	%	JAN-FEB 2007	JAN-FEB 2008	%
(1)	(2)	(3)	(4)	(5)	(6)	(7)
RUSSIA FEDERATION	183	32	-82,51	24.767	23.262	-6,08
<b>-PAKAIAN JADI</b>	<b>62.687.733</b>	<b>68.572.573</b>	<b>9,39</b>	<b>926.605.622</b>	<b>1.016.504.599</b>	<b>9,70</b>
JAPAN	1.579.840	1.665.474	5,42	22.484.672	21.952.400	-2,37
HONG KONG	111.051	126.929	14,30	1.914.091	2.445.427	27,76
KOREA, REPUBLIC OF	245.494	176.066	-28,28	4.329.611	3.247.600	-24,99
TAIWAN	106.496	43.975	-58,71	1.621.053	770.233	-52,49
CHINA	71.795	195.022	171,64	1.162.824	4.179.445	259,42
MACAU	10	14	40,00	218	295	35,32
PAPUA NEW GUINEA	38.525	55.495	44,05	161.354	125.907	-21,97
THAILAND	113.751	210.714	85,24	1.644.188	1.737.322	5,66
SINGAPORE	1.371.967	584.891	-57,37	11.818.362	5.765.122	-51,22
PHILIPPINES	30.914	62.321	101,59	441.848	725.078	64,10
MALAYSIA	1.317.930	1.360.207	3,21	5.291.182	6.987.066	32,05
MYANMAR (FORM. BURMA)	0	7.050	--	0	125.600	--
CAMBODIA	103	1.208	1.072,82	215	8.372	3.793,95
BRUNEI DARUSSALAM	27.465	46.840	70,54	89.354	332.051	271,61
LAO PEOPLE'S DEMOCRATIC REPUBLI	0	2.083	--	0	39.609	--
NEPAL	3.758	8.119	116,05	25.814	99.074	283,80
VIET NAM	23.942	24.028	0,36	294.950	292.825	-0,72
MALDIVES	8.471	9.184	8,42	99.401	25.731	-74,11
INDIA	15.529	47.423	205,38	143.035	447.987	213,20
PAKISTAN	177.421	111.868	-36,95	1.351.201	1.503.453	11,27
BANGLADESH	3.703	4.276	15,47	7.821	9.225	17,95
SRI LANKA	362.912	330.016	-9,06	2.180.342	1.760.180	-19,27
IRAN (ISLAMIC REPUBLIC OF)	27.806	23.195	-16,58	335.640	108.971	-67,53
SAUDI ARABIA	1.025.071	1.087.648	6,10	8.492.032	10.398.335	22,45
ISRAEL	0	355	--	0	11.652	--
KUWAIT	60.066	76.001	26,53	626.470	605.532	-3,34
JORDAN	26	680	2.515,38	982	4.741	382,79
LEBANON	1.393	511	-63,32	51.529	21.923	-57,46
YEMEN	38.100	67.700	77,69	418.208	576.497	37,85
OMAN	5.634	5.216	-7,42	99.696	7.741	-92,24
TURKEY	65.804	84.244	28,02	949.264	1.856.604	95,58
UNITED ARAB EMIRATES	1.609.989	1.744.136	8,33	18.555.535	18.425.384	-0,70
QATAR	919	494	-46,25	20.974	22.997	9,65
BAHRAIN	8.659	15.807	82,55	38.529	83.592	116,96
CYPRUS	1.036	3.912	277,61	20.558	50.562	145,95
EGYPT	238.564	262.855	10,18	2.027.898	3.300.233	62,74
LIBYAN ARAB JAMAHIRIYA	0	12.364	--	0	49.283	--
MOROCCO	360	354	-1,67	15.440	12.023	-22,13
TUNISIA	0	3.339	--	0	19.881	--
ALGERIA	64.816	38.378	-40,79	736.846	482.612	-34,50
SUDAN	294.568	328.430	11,50	2.977.815	3.622.578	21,65
ERITREA	1.926	0	-100,00	9.191	0	-100,00
ETHIOPIA	12.540	46.816	273,33	125.400	551.760	340,00
TANZANIA, UNITED REPUBLIC OF	311.866	330.106	5,85	149.676	163.873	9,49
MADAGASCAR	15.389	25.837	67,89	25.326	12.078	-52,31
SOMALIA	30.516	8.385	-72,52	198.512	86.406	-56,47
KENYA	203.456	97.190	-52,23	477.277	176.043	-63,12
REUNION	1.656	4.081	146,44	18.076	11.473	-36,53
MOZAMBIQUE	77.902	91.796	17,84	143.064	484.296	238,52
EQUATORIAL GUINEA	0	8.367	--	0	15.903	--
TOGO	1.567.307	2.154.702	37,48	2.318.008	3.251.922	40,29
GHANA	202.572	0	-100,00	171.314	0	-100,00
LIBERIA	51.295	75.400	46,99	55.200	93.770	69,87
GUINEA	177.582	367.060	106,70	203.270	453.375	123,04
ANGOLA	219.455	291.460	32,81	20.833	16.192	-22,28
CONGO	84.000	179.997	114,28	123.200	194.697	58,03
CAMEROON	245.406	120.000	-51,10	343.844	183.680	-46,58
NIGERIA	76.967	45.543	-40,83	396.260	157.151	-60,34
GABON	14.000	25.015	78,68	9.625	14.821	53,98
COTE D'IVOIRE	6	72.000	1.199.900,00	318	75.356	23.596,86
SENEGAL	563.875	613.634	8,82	518.844	523.059	0,81
MAURITANIA	20.311	11.920	-41,31	71.030	30.350	-57,27
BENIN	589.463	558.736	-5,21	2.606.130	2.806.015	7,67
GAMBIA	95.218	60.850	-36,09	89.613	84.600	-5,59
U.S. VIRGIN ISLANDS	2.249	0	-100,00	4.656	0	-100,00
SEYCHELLES	687	196	-71,47	16.832	2.984	-82,27
UGANDA	63.886	0	-100,00	180.755	0	-100,00
NIGER	109.357	0	-100,00	837.360	0	-100,00
DJIBOUTI	16.672	40.561	143,29	220.864	166.771	-24,49
SOUTH AFRICA	148.582	181.748	22,32	1.381.122	2.415.517	74,90
ZIMBABWE	33	0	-100,00	223	0	-100,00
MALAWI	0	11.959	--	0	6.975	--
MAURITIUS	25.198	19.396	-23,03	105.961	156.138	47,35
AUSTRALIA	312.295	327.669	4,92	6.875.175	6.625.477	-3,63
NEW ZEALAND	20.661	41.764	102,14	417.725	700.991	67,81



TABEL 5. PERKEMBANGAN EKSPOR INDONESIA MENURUT KOMODITI DAN NEGARA TUJUAN

JENIS BARANG	BERAT BERSIH (KG)		PERUB	NILAI FOB (US \$)		PERUB	
	JAN-FEB 2007	JAN-FEB 2008	%	JAN-FEB 2007	JAN-FEB 2008	%	
	(1)	(2)	(3)	(4)	(5)	(6)	(7)
GUAM		2.551	1.134	-55,55	14.634	1.430	-90,23
PALAU		0	111	--	0	686	--
NEW CALEDONIA		9.190	20.118	118,91	104.929	212.874	102,87
NORTHERN MARIANA ISLANDS		40	0	-100,00	2.903	0	-100,00
VANUATU		3.611	958	-73,47	3.520	2.454	-30,28
WALLIS AND FUTUNA ISLANDS		0	3.528	--	0	6.151	--
AMERICAN SAMOA		0	1.408	--	0	14.328	--
COOK ISLANDS		399	505	26,57	3.071	6.039	96,65
FIJI		4.319	6.387	47,88	9.106	27.786	205,14
SOLOMON ISLANDS		0	3.440	--	0	9.173	--
TUVALU		0	1.192	--	0	3.053	--
EAST TIMOR		623	9.380	1.405,62	15.410	17.523	13,71
UNITED STATES		35.419.267	39.180.214	10,62	589.952.359	624.919.431	5,93
CANADA		1.001.560	1.003.699	0,21	19.447.720	22.942.459	17,97
MEXICO		315.273	448.119	42,14	5.397.703	7.340.929	36,00
GUATEMALA		174	0	-100,00	2.801	0	-100,00
NICARAGUA		0	203	--	0	247	--
PANAMA		299.128	239.703	-19,87	2.441.500	2.424.101	-0,71
SURINAME		0	340	--	0	3.154	--
CHILE		23.014	30.990	34,66	233.348	375.928	61,10
VENEZUELA		1.858	1.352	-27,23	67.173	54.934	-18,22
ARGENTINA		30.011	23.534	-21,58	640.521	478.507	-25,29
BRAZIL		262.492	145.894	-44,42	2.228.570	1.730.173	-22,36
COLOMBIA		656	1.531	133,38	18.531	42.221	127,84
BOLIVIA		0	8	--	0	343	--
URUGUAY		1.633	6.351	288,92	36.933	122.696	232,21
PARAGUAY		8	117	1.362,50	201	836	315,92
ECUADOR		7.305	4.549	-37,73	67.883	76.472	12,65
PERU		366	995	171,86	8.697	33.413	284,19
BAHAMAS		2.166	953	-56,00	2.770	2.462	-11,12
JAMAICA		5.292	230	-95,65	27.326	329	-98,80
PUERTO RICO		47.138	34.069	-27,72	540.174	344.805	-36,17
BELIZE		33	0	-100,00	46	0	-100,00
DOMINICAN REPUBLIC		1.910	1.654	-13,40	6.537	8.507	30,14
COSTA RICA		8.299	338	-95,93	23.693	8.496	-64,14
BARBADOS		0	34	--	0	3.184	--
ANTIGUA AND BARBUDA		0	169	--	0	2.052	--
ARUBA		0	130	--	0	418	--
BERMUDA		793	251	-68,35	7.110	1.191	-83,25
CAPE VERDE		217	0	-100,00	120	0	-100,00
CAYMAN ISLANDS		0	192	--	0	50	--
FRENCH GUIANA		3.010	457	-84,82	27.985	1.592	-94,31
FRENCH POLYNESIA		30.278	29.874	-1,33	110.627	91.366	-17,41
GREENLAND		0	46	--	0	1.198	--
MARTINIQUE		3.579	3.650	1,98	19.647	17.055	-13,19
NETHERLANDS ANTILLES		19.962	34.306	71,86	255.284	329.115	28,92
SAINT LUCIA		0	38	--	0	1.178	--
GUADELOUPE		1.965	1.541	-21,58	20.700	4.926	-76,20
SAINT KITTS AND NEVIS		266	317	19,17	3.670	3.382	-7,85
UNITED KINGDOM		2.739.198	2.727.869	-0,41	46.224.563	49.837.761	7,82
NETHERLANDS		1.005.770	993.216	-1,25	20.138.040	20.398.209	1,29
FRANCE		704.996	837.247	18,76	13.286.848	16.965.006	27,68
GERMANY, FED. REP. OF		3.644.760	4.558.035	25,06	65.838.132	88.358.346	34,21
AUSTRIA		59.424	79.279	33,41	1.051.028	1.589.870	51,27
BELGIUM		806.320	1.129.976	40,14	16.353.806	24.404.966	49,23
SWITZERLAND		111.699	103.459	-7,38	2.150.368	2.169.178	0,87
LUXEMBOURG		0	890	--	0	7.638	--
DENMARK		63.419	66.173	4,34	850.160	890.964	4,80
NORWAY		47.978	40.865	-14,83	788.229	762.351	-3,28
SWEDEN		116.688	120.936	3,64	2.111.140	1.833.732	-13,14
FINLAND		6.715	4.141	-38,33	66.145	81.483	23,19
IRELAND		62.406	102.340	63,99	1.069.892	1.591.945	48,79
ITALY		582.851	650.462	11,60	13.978.904	14.269.113	2,08
SPAIN		454.925	618.060	35,86	6.346.593	8.725.317	37,48
PORTUGAL		17.137	4.254	-75,18	106.117	57.801	-45,53
MONTSERRAT		172	0	-100,00	3.764	0	-100,00
GREECE		52.585	43.748	-16,81	520.600	665.155	27,77
DEMOCRATIC REPUBLIC OF THE CONG		74.663	50.996	-31,70	80.671	238.467	195,60
HUNGARY		11.340	5.592	-50,69	115.730	120.536	4,15
POLAND		42.301	72.797	72,09	783.575	1.037.508	32,41
ROMANIA		1.765	1.215	-31,16	53.184	31.598	-40,59
BULGARIA		313	430	37,38	10.231	14.905	45,68
YUGOSLAVIA		1.438	3.209	123,16	31.540	63.057	99,93
ALBANIA		904	0	-100,00	12.337	0	-100,00
KAZAKHSTAN		25	2.882	11.428,00	1.369	84.076	6.041,42
MOLDOVA, REPUBLIC OF		27	0	-100,00	762	0	-100,00
UKRAINE		95.634	221.000	131,09	1.333.092	2.861.983	114,69
LITHUANIA		6.827	0	-100,00	117.521	0	-100,00

TABEL 5. PERKEMBANGAN EKSPOR INDONESIA MENURUT KOMODITI DAN NEGARA TUJUAN

JENIS BARANG	BERAT BERSIH (KG)		PERUB %	NILAI FOB (US \$)		PERUB %
	JAN-FEB 2007	JAN-FEB 2008		JAN-FEB 2007	JAN-FEB 2008	
(1)	(2)	(3)	(4)	(5)	(6)	(7)
LATVIA	0	1.229	--	0	11.390	--
ESTONIA	2.428	635	-73,85	33.225	18.982	-42,87
CROATIA	4.359	1.755	-59,74	6.262	25.544	307,92
BOSNIA AND HERZEGOVINA	610	0	-100,00	1.571	0	-100,00
MALTA	34.419	32.932	-4,32	101.104	259.556	156,72
SLOVAKIA	9.073	2.223	-75,50	204.410	41.669	-79,61
SLOVENIA	835	2.072	148,14	13.620	30.912	126,96
CZECH REPUBLIC	17.941	14.325	-20,15	522.379	513.747	-1,65
REP. OF MACEDONIA	984	0	-100,00	4.603	0	-100,00
RUSSIA FEDERATION	80.202	193.312	141,03	2.007.269	5.170.371	157,58
<b>-KAIN TENUN</b>	<b>43.947.787</b>	<b>46.208.400</b>	<b>5,14</b>	<b>217.711.699</b>	<b>247.760.560</b>	<b>13,80</b>
JAPAN	5.381.570	5.190.717	-3,55	22.496.464	22.529.711	0,15
HONG KONG	1.210.132	598.651	-50,53	7.042.731	3.973.714	-43,58
KOREA, REPUBLIC OF	617.795	770.457	24,71	2.131.301	3.075.291	44,29
TAIWAN	998.804	752.032	-24,71	6.181.624	4.503.813	-27,14
CHINA	943.652	1.625.321	72,24	6.496.333	7.297.979	12,34
MACAU	8.090	28.341	250,32	44.609	170.724	282,71
PAPUA NEW GUINEA	20.795	49.243	136,80	130.700	284.038	117,32
THAILAND	1.248.847	1.069.443	-14,37	5.098.730	5.810.508	13,96
SINGAPORE	725.717	935.081	28,85	3.365.352	12.248.350	263,95
PHILIPPINES	724.342	476.545	-34,21	7.696.332	2.747.130	-64,31
MALAYSIA	2.758.192	3.432.698	24,45	10.074.176	13.160.542	30,64
MYANMAR (FORM. BURMA)	127.490	171.160	34,25	771.906	1.099.669	42,46
CAMBODIA	374.417	265.491	-29,09	1.539.664	1.251.669	-18,71
BRUNEI DARUSSALAM	8.388	15.547	85,35	41.095	125.471	205,32
LAO PEOPLE'S DEMOCRATIC REPUBLIC	12.579	40.612	222,86	44.697	159.454	256,74
NEPAL	778	290	-62,72	4.360	3.561	-18,33
VIET NAM	460.708	709.556	54,01	2.666.490	4.358.690	63,46
MALDIVES	6.462	11.763	82,03	20.038	25.774	28,63
INDIA	664.729	692.470	4,17	3.066.397	3.757.957	22,55
PAKISTAN	103.973	28.555	-72,54	348.598	132.213	-62,07
BANGLADESH	1.600.665	912.756	-42,98	6.679.933	4.031.904	-39,64
SRI LANKA	640.582	737.744	15,17	3.716.268	5.448.919	46,62
IRAN (ISLAMIC REPUBLIC OF)	46.837	192.738	311,51	173.484	1.266.359	629,96
SAUDI ARABIA	1.538.640	1.749.351	13,69	8.864.775	11.751.456	32,56
ISRAEL	0	10.481	--	0	26.936	--
KUWAIT	343.815	163.607	-52,41	2.657.320	1.408.767	-46,99
JORDAN	153.894	214.603	39,45	903.432	1.335.392	47,81
LEBANON	38.877	50.939	31,03	232.778	282.315	21,28
YEMEN	207.395	166.057	-19,93	1.061.813	942.974	-11,19
OMAN	71.953	98.158	36,42	418.937	661.883	57,99
SYRIA ARAB REPUBLIC	202.735	418.670	106,51	1.160.054	2.424.983	109,04
TURKEY	3.813.191	4.585.474	20,25	16.107.833	23.169.154	43,84
UNITED ARAB EMIRATES	3.703.157	4.093.092	10,53	22.893.952	28.348.919	23,83
QATAR	23.074	14.239	-38,29	98.782	70.023	-29,11
BAHRAIN	7.511	2.632	-64,96	85.243	26.797	-68,56
CYPRUS	12.211	12.701	4,01	81.671	89.025	9,00
EGYPT	68.675	220.781	221,49	393.057	1.377.100	250,36
LIBYAN ARAB JAMAHIRIYA	119.976	87.653	-26,94	599.425	496.781	-17,12
MOROCCO	91.803	138.111	50,44	559.325	842.232	50,58
TUNISIA	19.689	20.044	1,80	65.116	94.411	44,99
ALGERIA	7.628	94.847	1.143,41	43.921	390.359	788,78
SUDAN	37.071	62.793	69,39	228.327	398.192	74,40
LESOTHO	97.401	259.231	166,15	281.232	774.905	175,54
ETHIOPIA	6.488	37.549	478,75	46.999	195.233	315,40
TANZANIA, UNITED REPUBLIC OF	0	1.841	--	0	870	--
MADAGASCAR	21.149	630	-97,02	75.749	428	-99,43
SOMALIA	11.745	8.836	-24,77	60.762	63.940	5,23
KENYA	215.187	148.491	-30,99	996.191	767.259	-22,98
MOZAMBIQUE	0	11.072	--	0	98.357	--
TOGO	12.136	43.414	257,73	49.554	238.440	381,17
GHANA	45.755	38.326	-16,24	156.829	212.464	35,47
GUINEA	14.286	0	-100,00	40.886	0	-100,00
CAMEROON	15.099	0	-100,00	88.812	0	-100,00
NIGERIA	9.208	0	-100,00	64.428	0	-100,00
GABON	0	5.240	--	0	3.135	--
COTE D'IVOIRE	10.232	22.357	118,50	31.478	69.667	121,32
SENEGAL	1.085	2.899	167,19	1.050	2.700	157,14
MALI	0	77.140	--	0	476.400	--
BENIN	11.596	0	-100,00	43.548	0	-100,00
GAMBIA	0	3.930	--	0	28.297	--
SEYCHELLES	0	2.954	--	0	30.797	--
NIGER	0	54.405	--	0	223.035	--
DJIBOUTI	9.883	18.552	87,72	34.503	132.576	284,24
SOUTH AFRICA	714.641	811.531	13,56	3.129.861	3.754.896	19,97
ZIMBABWE	138.484	120.230	-13,18	375.027	366.023	-2,40
MAURITIUS	45.700	213.459	367,09	233.524	754.301	223,01

TABEL 5. PERKEMBANGAN EKSPOR INDONESIA MENURUT KOMODITI DAN NEGARA TUJUAN

JENIS BARANG	BERAT BERSIH (KG)		PERUB	NILAI FOB (US \$)		PERUB
	JAN-FEB 2007	JAN-FEB 2008	%	JAN-FEB 2007	JAN-FEB 2008	%
	(1)	(2)	(3)	(4)	(5)	(6)
AUSTRALIA	782.791	519.054	-33,69	2.345.673	2.105.106	-10,26
NEW ZEALAND	72.800	45.343	-37,72	376.431	356.965	-5,17
NEW CALEDONIA	698	2.371	239,68	1.298	5.950	358,40
NORTHERN MARIANA ISLANDS	300	0	-100,00	6.200	0	-100,00
VANUATU	422	0	-100,00	123	0	-100,00
FIJI	51.631	52.361	1,41	260.877	267.780	2,65
EAST TIMOR	1.325	5.193	291,92	37.162	9.582	-74,22
UNITED STATES	2.270.838	1.774.191	-21,87	14.942.830	14.887.101	-0,37
CANADA	153.569	152.809	-0,49	1.053.642	1.046.215	-0,70
MEXICO	731.706	579.595	-20,79	3.156.849	2.620.525	-16,99
GUATEMALA	9.743	74.080	660,34	86.904	610.158	602,11
HONDURAS	34.605	28.191	-18,53	379.843	188.924	-50,26
NICARAGUA	44	256.012	581.745,45	185	960.778	519.239,46
PANAMA	103.757	225.957	117,78	444.817	1.220.203	174,32
SURINAME	0	4.173	--	0	24.031	--
CHILE	101.153	41.805	-58,67	389.736	295.556	-24,17
VENEZUELA	8.930	10.521	17,82	60.896	40.034	-34,26
ARGENTINA	11.290	51.454	355,75	84.898	304.069	258,16
BRAZIL	257.650	433.500	68,25	1.621.414	2.614.629	61,26
COLOMBIA	89.162	72.457	-18,74	495.703	435.622	-12,12
URUGUAY	7.685	7.074	-7,95	30.257	24.614	-18,65
PARAGUAY	0	8.903	--	0	61.862	--
ECUADOR	5.599	0	-100,00	23.576	0	-100,00
PERU	59.239	127.149	114,64	354.453	755.397	113,12
JAMAICA	0	470	--	0	3.997	--
DOMINICAN REPUBLIC	30.697	13.055	-57,47	205.429	98.132	-52,23
EL SALVADOR	0	36.033	--	0	196.251	--
ARUBA	0	48	--	0	95	--
FRENCH POLYNESIA	6.527	440	-93,26	55.969	14.277	-74,49
MARTINIQUE	14	0	-100,00	175	0	-100,00
NETHERLANDS ANTILLES	7	0	-100,00	392	0	-100,00
UNITED KINGDOM	933.021	1.093.952	17,25	5.694.868	4.526.860	-20,51
NETHERLANDS	987.448	1.235.343	25,10	4.002.050	5.410.259	35,19
FRANCE	231.357	199.372	-13,82	2.680.690	1.982.571	-26,04
GERMANY, FED. REP. OF	971.487	1.008.778	3,84	4.555.279	5.421.076	19,01
AUSTRIA	5.401	3.136	-41,94	47.312	38.812	-17,97
BELGIUM	873.272	968.579	10,91	2.716.635	2.993.306	10,18
SWITZERLAND	3.092	40	-98,71	141.423	95	-99,93
DENMARK	31.429	37.914	20,63	257.769	222.926	-13,52
NORWAY	32.829	2.997	-90,87	139.538	17.127	-87,73
SWEDEN	17.965	19.701	9,66	99.083	107.185	8,18
FINLAND	146.200	68.023	-53,47	953.905	448.418	-52,99
IRELAND	12.164	0	-100,00	39.695	0	-100,00
ITALY	2.452.778	2.653.124	8,17	8.455.107	8.958.044	5,95
SPAIN	902.285	619.022	-31,39	3.325.891	2.677.605	-19,49
PORTUGAL	94.680	121.684	28,52	391.127	596.162	52,42
GREECE	155.345	183.162	17,91	839.275	1.061.287	26,45
HUNGARY	72.089	77.390	7,35	519.712	592.516	14,01
POLAND	300.226	259.697	-13,50	1.908.719	1.721.182	-9,83
ROMANIA	13.940	9.075	-34,90	63.695	55.453	-12,94
BULGARIA	16.805	791	-95,29	98.730	13.092	-86,74
BELARUS	34.677	22.085	-36,31	254.477	190.022	-25,33
KAZAKHSTAN	0	94	--	0	3.214	--
UKRAINE	173.590	115.882	-33,24	1.182.726	894.020	-24,41
UZBEKISTAN	39.378	39.498	0,30	105.096	144.494	37,49
LATVIA	3.750	210	-94,40	10.313	2.724	-73,59
ESTONIA	0	7.735	--	0	25.795	--
MALTA	429	8	-98,14	5.403	102	-98,11
SLOVAKIA	30.010	5.466	-81,79	161.902	33.853	-79,09
SLOVENIA	0	108	--	0	711	--
CZECH REPUBLIC	23.443	18.455	-21,28	155.810	131.423	-15,65
RUSSIA FEDERATION	69.601	121.309	74,29	492.261	547.511	11,22
<b>-TEKSTIL LAINNYA</b>	<b>190.554.034</b>	<b>185.937.053</b>	<b>-2,42</b>	<b>425.993.494</b>	<b>463.269.403</b>	<b>8,75</b>
JAPAN	13.509.813	15.429.993	14,21	39.590.768	46.783.978	18,17
HONG KONG	5.401.736	3.714.714	-31,23	10.351.960	10.277.953	-0,71
KOREA, DEMOCRATIC PEOPLE'S REPL	0	190	--	0	400	--
KOREA, REPUBLIC OF	16.266.040	15.629.699	-3,91	38.371.910	44.186.087	15,15
TAIWAN	5.558.608	6.278.185	12,95	10.149.877	13.645.004	34,44
CHINA	8.440.972	8.567.006	1,49	16.478.960	18.443.622	11,92
MACAU	764	55.076	7.108,90	31.455	154.517	391,23
PAPUA NEW GUINEA	1.444	18.789	1.201,18	5.958	39.143	556,98
THAILAND	4.751.799	5.346.595	12,52	12.816.900	13.808.107	7,73
SINGAPORE	2.767.614	1.725.602	-37,65	7.528.674	4.963.314	-34,07
PHILIPPINES	3.276.890	3.268.621	-0,25	6.583.360	7.806.421	18,58
MALAYSIA	5.232.888	4.563.021	-12,80	12.612.322	12.100.909	-4,05
MYANMAR (FORM. BURMA)	9.254	57.432	520,62	58.350	306.303	424,94
CAMBODIA	69.196	139.095	101,02	323.382	690.483	113,52

TABEL 5. PERKEMBANGAN EKSPOR INDONESIA MENURUT KOMODITI DAN NEGARA TUJUAN

JENIS BARANG	BERAT BERSIH (KG)		PERUB	NILAI FOB (US \$)		PERUB
	JAN-FEB 2007	JAN-FEB 2008	%	JAN-FEB 2007	JAN-FEB 2008	%
	(1)	(2)	(3)	(4)	(5)	(6)
BRUNEI DARUSSALAM	25.636	29.828	16,35	77.720	127.905	64,57
LAO PEOPLE'S DEMOCRATIC REPUBLIC	0	200	--	0	1	--
VIET NAM	4.679.614	6.916.566	47,80	8.485.959	12.822.745	51,11
MALDIVES	9.684	20.116	107,72	61.739	60.861	-1,42
INDIA	2.943.285	3.405.381	15,70	5.492.805	9.595.909	74,70
PAKISTAN	2.136.882	5.377.696	151,66	4.099.434	9.889.636	141,24
BANGLADESH	4.365.160	2.181.538	-50,02	10.142.693	6.046.624	-40,38
SRI LANKA	2.505.209	2.139.605	-14,59	6.855.728	6.050.093	-11,75
AFGHANISTAN	0	11.621	--	0	11.056	--
IRAN (ISLAMIC REPUBLIC OF)	2.843.791	2.660.017	-6,46	5.208.129	5.912.540	13,53
SAUDI ARABIA	337.263	525.665	55,86	1.448.950	1.935.278	33,56
ISRAEL	0	531.138	--	0	1.456.866	--
KUWAIT	112.667	9.718	-91,37	480.439	94.929	-80,24
JORDAN	93.411	124.308	33,08	192.310	345.885	79,86
LEBANON	16.322	41.513	154,34	192.512	113.872	-40,85
YEMEN	106.788	200.539	87,79	348.623	924.291	165,13
OMAN	5.936	121	-97,96	24.241	456	-98,12
SYRIA ARAB REPUBLIC	523.364	553.658	5,79	963.108	1.397.374	45,09
TURKEY	15.975.521	10.740.400	-32,77	35.124.639	28.314.211	-19,39
UNITED ARAB EMIRATES	1.033.787	1.467.677	41,97	3.647.329	6.471.151	77,42
QATAR	2.370	10.402	338,90	4.804	15.494	222,52
BAHRAIN	0	5	--	0	235	--
CYPRUS	94	5.414	5.659,57	579	25.325	4.273,92
EGYPT	5.164.331	7.386.688	43,03	8.780.362	13.689.735	55,91
LIBYAN ARAB JAMAHIRIYA	33.858	42	-99,88	49.248	5	-99,99
MOROCCO	1.006.432	406.747	-59,59	1.201.852	718.046	-40,26
TUNISIA	109.793	37.829	-65,55	1.251.542	117.970	-53,10
ALGERIA	479.366	362.072	-24,47	1.065.512	718.134	-32,60
SUDAN	2.025	119	-94,12	2.063	210	-89,82
NAMIBIA	0	335	--	0	133	--
ETHIOPIA	0	614.732	--	0	1.781.622	--
TANZANIA, UNITED REPUBLIC OF	25.823	819	-96,83	45.103	490	-98,91
MADAGASCAR	74.667	77.810	4,21	186.919	323.476	73,06
KENYA	282.258	168.569	-40,28	408.902	419.211	2,52
REUNION	6.764	8.204	21,29	7.155	10.850	51,64
MOZAMBIQUE	0	57	--	0	480	--
TOGO	12.872	23.110	79,54	31.408	124.300	295,76
GHANA	192.074	130.251	-32,19	679.189	514.821	-24,20
GUINEA	0	15.108	--	0	43.300	--
CONGO	0	24.100	--	0	38.390	--
CAMEROON	6.422	74.500	1.060,07	24.011	135.018	462,32
NIGERIA	15.261	14.508	-4,93	35.995	38.493	6,94
GABON	2.001	9.640	381,76	1.377	5.951	332,17
COTE D'IVOIRE	41.259	0	-100,00	106.349	0	-100,00
SENEGAL	46.512	80.212	72,45	144.936	145.020	0,06
MAURITANIA	224.010	120.864	-46,05	719.394	389.640	-45,84
MALI	0	100	--	0	1.695	--
BENIN	0	30.256	--	0	278.658	--
GAMBIA	7.467	12.970	73,70	5.244	36.330	592,79
U.S. VIRGIN ISLANDS	20	0	-100,00	60	0	-100,00
SEYCHELLES	405	119	-70,62	797	395	-50,44
UGANDA	490	149	-69,59	1.825	5.935	225,21
DJIBOUTI	204.280	9.000	-95,59	523.900	1.020	-99,81
SAO TOME AND PRINCIPE	0	3.600	--	0	3.350	--
SOUTH AFRICA	1.009.154	695.905	-31,04	2.378.729	2.070.059	-12,98
ZIMBABWE	272	55	-79,78	1.668	350	-79,02
ZAMBIA	0	56.988	--	0	120.627	--
MALAWI	0	37	--	0	233	--
MAURITIUS	116.834	195.809	67,60	433.808	590.028	36,01
AUSTRALIA	3.491.772	2.936.695	-15,90	6.846.579	6.614.589	-3,39
NEW ZEALAND	519.702	655.770	26,18	1.486.363	1.860.728	25,19
GUAM	804	2.091	160,07	2.942	4.049	37,63
PALAU	0	15	--	0	95	--
NEW CALEDONIA	7.070	18.644	163,71	29.836	109.816	268,07
NORTHERN MARIANA ISLANDS	217	0	-100,00	1.367	0	-100,00
SAINT VINCENT AND THE GRENADINES	0	239	--	0	685	--
VANUATU	3.094	466	-84,94	3.680	837	-77,26
WALLIS AND FUTUNA ISLANDS	127	1.205	848,82	246	1.965	698,78
COOK ISLANDS	6.829	438	-93,59	13.290	5.024	-62,20
FIJI	7.034	8.041	14,32	13.005	23.927	83,98
SOLOMON ISLANDS	0	1.480	--	0	4.130	--
TONGA	0	472	--	0	359	--
TUVALU	0	189	--	0	487	--
EAST TIMOR	163.037	128.212	-21,36	289.571	316.742	9,38
UNITED STATES	13.636.118	15.732.684	15,38	31.015.397	36.843.362	18,79
CANADA	950.915	863.981	-9,14	2.391.599	2.044.437	-14,52
MEXICO	2.384.555	1.638.187	-31,30	4.867.419	3.826.519	-21,39
GUATEMALA	102.643	56.054	-45,39	224.409	130.509	-41,84

TABEL 5. PERKEMBANGAN EKSPOR INDONESIA MENURUT KOMODITI DAN NEGARA TUJUAN

JENIS BARANG	BERAT BERSIH (KG)		PERUB %	NILAI FOB (US \$)		PERUB %
	JAN-FEB 2007	JAN-FEB 2008		JAN-FEB 2007	JAN-FEB 2008	
	(1)	(2)	(3)	(4)	(5)	(6)
HONDURAS	0	88.840	--	0	197.110	--
NICARAGUA	0	71	--	0	87	--
PANAMA	12.600	531	-95,79	26.880	6.190	-76,97
CUBA	0	76.028	--	0	133.164	--
SURINAME	25.317	44.500	75,77	54.397	110.900	103,87
CHILE	497.850	609.256	22,38	1.214.571	1.564.355	28,80
VENEZUELA	512.091	383.720	-25,07	1.074.001	966.839	-9,98
ARGENTINA	2.804.891	2.464.161	-12,15	6.052.451	6.431.766	6,27
BRAZIL	20.244.438	15.557.140	-23,15	40.885.193	35.570.795	-13,00
COLOMBIA	877.545	797.739	-9,09	1.807.023	1.985.190	9,86
URUGUAY	8.183	55.291	575,68	15.203	188.389	1.139,16
PARAGUAY	5.760	10.754	86,70	15.782	32.146	103,69
ECUADOR	399.112	277.756	-30,41	766.252	769.425	0,41
PERU	463.135	240.612	-48,05	790.902	746.164	-5,66
TRINIDAD AND TOBAGO	0	2.779	--	0	5.005	--
BAHAMAS	3.091	94	-96,96	3.256	112	-96,56
JAMAICA	44.881	44.442	-0,98	86.611	88.385	2,05
PUERTO RICO	360	489	35,83	6.105	6.032	-1,20
DOMINICAN REPUBLIC	57.136	62.336	9,10	97.658	149.809	53,40
EL SALVADOR	141.962	103.650	-26,99	258.589	280.560	8,50
COSTA RICA	26.075	0	-100,00	84.957	0	-100,00
BARBADOS	0	585	--	0	1.501	--
ANTIGUA AND BARBUDA	0	521	--	0	2.420	--
ARUBA	0	304	--	0	980	--
BERMUDA	69	243	252,17	616	1.147	86,20
CAYMAN ISLANDS	59	73	23,73	16	19	18,75
FRENCH GUIANA	377	6.000	1.491,51	2.145	6.285	193,01
FRENCH POLYNESIA	27.679	27.398	-1,02	75.429	50.891	-32,53
GRENADA	63	0	-100,00	455	0	-100,00
MARTINIQUE	3.832	0	-100,00	12.614	0	-100,00
NETHERLANDS ANTILLES	265	1.816	585,28	4.259	8.114	90,51
SAINT LUCIA	62	0	-100,00	866	0	-100,00
TURKS AND CAICOS ISLANDS	0	48	--	0	80	--
GUADELOUPE	2.186	2.574	17,75	9.359	8.388	-10,38
SAINT KITTS AND NEVIS	331	270	-18,43	4.870	2.462	-49,45
UNITED KINGDOM	2.091.614	2.476.275	18,39	4.673.272	5.388.619	15,31
NETHERLANDS	780.577	1.048.483	34,32	2.183.128	2.975.142	36,28
FRANCE	396.734	314.532	-20,72	1.924.981	1.194.468	-37,95
GERMANY, FED. REP. OF	5.042.672	4.739.126	-6,02	12.125.866	12.468.096	2,82
AUSTRIA	21.859	11.262	-48,48	86.354	29.122	-66,28
BELGIUM	5.309.774	5.524.739	4,05	10.978.776	11.949.373	8,84
SWITZERLAND	8.973	85.556	853,48	37.694	237.821	530,93
DENMARK	153.950	118.464	-23,05	508.333	513.933	1,10
NORWAY	202.490	21.912	-89,18	1.296.897	145.716	-88,76
SWEDEN	304.511	453.315	48,87	1.535.840	1.293.246	-15,80
FINLAND	170.698	295.125	72,89	328.302	837.458	155,09
IRELAND	8.184	89.682	995,82	15.567	180.171	1.057,39
ITALY	7.528.522	7.683.324	2,06	15.369.136	17.586.069	14,42
SPAIN	4.496.048	4.017.707	-10,64	9.700.097	9.391.011	-3,19
PORTUGAL	1.249.205	1.144.625	-8,37	2.503.237	3.425.382	36,84
GREECE	1.312.027	651.005	-50,38	3.169.667	1.795.212	-43,36
DEMOCRATIC REPUBLIC OF THE CONG	0	17.268	--	0	33.316	--
HUNGARY	395.585	369.210	-6,67	688.942	685.773	-0,46
POLAND	819.482	718.640	-12,31	1.766.467	1.728.032	-2,18
ROMANIA	107.125	38.572	-63,99	188.761	152.433	-19,25
BULGARIA	54.978	19.547	-64,45	108.792	70.288	-35,39
YUGOSLAVIA	125	820	556,00	2.326	851	-63,41
AZERBAIJAN	0	1.203	--	0	751	--
KAZAKHSTAN	3.600	0	-100,00	1.046	0	-100,00
KYRGYZSTAN	14.105	14.725	4,40	39.813	42.750	7,38
MOLDOVA, REPUBLIC OF	0	44	--	0	100	--
UKRAINE	23.711	22.493	-5,14	44.667	42.840	-4,09
UZBEKISTAN	0	230	--	0	10	--
LITHUANIA	401.619	282.057	-29,77	711.736	536.537	-24,62
LATVIA	31.571	0	-100,00	99.340	0	-100,00
ESTONIA	25.968	27.456	5,73	60.062	83.791	39,51
CROATIA	1.771	469	-73,52	4.683	788	-83,17
MALTA	607	5.557	815,49	1.225	11.496	838,45
SLOVAKIA	22	646	2.836,36	142	4.595	3.135,92
SLOVENIA	37.822	31.090	-17,80	47.127	74.772	58,66
CZECH REPUBLIC	8.627	94.428	994,56	56.716	175.280	209,05
RUSSIA FEDERATION	47.759	404.134	746,19	355.374	1.968.238	453,85
<b>-BARANG DARI KARET</b>	<b>73.202.516</b>	<b>75.435.048</b>	<b>3,05</b>	<b>203.395.885</b>	<b>232.024.357</b>	<b>14,08</b>
JAPAN	13.271.305	13.497.930	1,71	39.531.550	40.689.753	2,93
HONG KONG	704.019	535.969	-23,87	3.036.324	2.555.913	-15,82
KOREA, REPUBLIC OF	670.112	810.886	21,01	1.131.730	1.224.447	8,19
TAIWAN	556.323	859.589	54,51	1.635.115	2.675.431	63,62

TABEL 5. PERKEMBANGAN EKSPOR INDONESIA MENURUT KOMODITI DAN NEGARA TUJUAN

JENIS BARANG	BERAT BERSIH (KG)		PERUB %	NILAI FOB (US \$)		PERUB %
	JAN-FEB 2007	JAN-FEB 2008		JAN-FEB 2007	JAN-FEB 2008	
	(1)	(2)	(3)	(4)	(5)	(6)
CHINA	2.611.245	771.840	-70,44	5.332.050	2.988.073	-43,96
PAPUA NEW GUINEA	220.185	382.010	73,50	595.083	1.189.768	99,93
THAILAND	1.585.122	1.712.618	8,04	5.152.645	6.368.459	23,60
SINGAPORE	1.005.530	1.096.159	9,01	7.305.625	9.669.689	32,36
PHILIPPINES	2.034.991	2.257.884	10,95	3.176.614	3.981.106	25,33
MALAYSIA	2.274.636	2.835.952	24,68	4.512.377	6.570.402	45,61
MYANMAR (FORM. BURMA)	64.197	129.581	101,85	177.838	352.819	98,39
CAMBODIA	85.469	75.806	-11,31	236.373	230.700	-2,40
BRUNEI DARUSSALAM	45.705	90.478	97,96	125.419	225.516	79,81
LAO PEOPLE'S DEMOCRATIC REPUBLIC	1.192	2.684	125,17	3.591	8.561	138,40
NEPAL	7.330	0	-100,00	20.699	0	-100,00
VIET NAM	549.027	760.588	38,53	1.465.907	2.824.243	92,66
MALDIVES	0	1.016	--	0	2.088	--
INDIA	360.870	326.845	-9,43	646.496	715.647	10,70
PAKISTAN	500.747	300.442	-40,00	1.145.152	728.803	-36,36
BANGLADESH	298.659	437.572	46,51	697.301	961.837	37,94
SRI LANKA	435.343	283.640	-34,85	909.991	723.694	-20,47
AFGHANISTAN	24.769	0	-100,00	62.228	0	-100,00
IRAN (ISLAMIC REPUBLIC OF)	359.902	370.919	3,06	808.155	823.015	1,84
SAUDI ARABIA	4.044.409	2.581.120	-36,18	10.367.984	7.170.703	-30,84
ISRAEL	0	155.915	--	0	462.650	--
KUWAIT	43.364	54.297	25,21	105.586	164.211	55,52
JORDAN	349.651	359.655	2,86	844.742	797.606	-5,58
LEBANON	234.655	249.844	6,47	626.622	756.813	20,78
YEMEN	700.573	416.866	-40,50	1.940.550	1.219.269	-37,17
OMAN	176.853	215.318	21,75	468.407	606.953	29,58
SYRIA ARAB REPUBLIC	391.469	207.239	-47,06	799.457	583.868	-26,97
TURKEY	505.231	870.689	72,33	1.461.489	2.602.939	78,10
UNITED ARAB EMIRATES	3.484.709	3.740.211	7,33	8.674.154	10.479.763	20,82
QATAR	111.449	77.401	-30,55	304.637	230.832	-24,23
BAHRAIN	65.559	30.214	-53,91	191.055	95.734	-49,89
CYPRUS	5.284	24.574	365,06	13.746	60.479	339,98
EGYPT	1.387.670	1.833.500	32,13	3.161.329	4.556.985	44,15
LIBYAN ARAB JAMAHIRIYA	236.769	380.784	60,83	609.275	1.123.329	84,37
MOROCCO	43.631	87.213	99,89	99.085	218.741	120,76
TUNISIA	6.090	20.888	242,99	17.800	84.420	374,27
ALGERIA	68.346	12.339	-81,95	178.379	37.083	-79,21
SUDAN	42.916	93.444	117,74	113.920	289.538	154,16
MADAGASCAR	0	454	--	0	250	--
KENYA	28.423	22.415	-21,14	71.604	40.142	-43,94
REUNION	641	0	-100,00	208	0	-100,00
GHANA	26.715	64.218	140,38	66.334	123.598	86,33
LIBERIA	3.981	0	-100,00	10.357	0	-100,00
NIGERIA	184.759	571.187	209,15	370.138	1.605.497	333,76
COTE D'IVOIRE	0	8.503	--	0	25.604	--
SENEGAL	0	9.802	--	0	29.466	--
UGANDA	41.280	45.049	9,13	105.415	118.606	12,51
DJIBOUTI	61.407	100.719	64,02	140.817	316.428	124,71
SOUTH AFRICA	346.611	870.673	151,20	953.254	2.534.561	165,89
MAURITIUS	56.171	62.588	11,42	123.999	162.080	30,71
AUSTRALIA	1.693.861	1.645.592	-2,85	4.764.614	5.293.462	11,10
NEW ZEALAND	434.905	382.586	-12,03	1.208.361	1.106.096	-8,46
NEW CALEDONIA	0	3.892	--	0	11.107	--
VANUATU	4.124	6.267	51,96	11.452	17.608	53,75
AMERICAN SAMOA	72	0	-100,00	841	0	-100,00
COOK ISLANDS	33	0	-100,00	564	0	-100,00
FIJI	27.469	42.514	54,77	76.135	127.269	67,16
SAMOA	19.700	16.033	-18,61	86.791	60.220	-30,61
EAST TIMOR	368	42.119	11.345,38	150	94.837	63.124,67
UNITED STATES	15.169.578	15.668.037	3,29	43.075.285	48.698.789	13,06
CANADA	366.209	798.508	118,05	939.202	2.063.681	119,73
MEXICO	217.826	251.127	15,29	534.787	596.716	11,58
GUATEMALA	46.300	74.272	60,41	122.923	202.145	64,45
HONDURAS	48.613	61.327	26,15	88.199	173.466	96,68
NICARAGUA	7.810	0	-100,00	19.913	0	-100,00
PANAMA	76.961	55.109	-28,39	248.618	162.661	-34,57
SURINAME	0	931	--	0	9.892	--
CHILE	37.409	30.163	-19,37	87.785	57.110	-34,94
VENEZUELA	55.951	8.411	-84,97	176.291	37.728	-78,60
ARGENTINA	63.632	382.339	500,86	181.041	932.972	415,34
BRAZIL	226.980	194.627	-14,25	533.820	640.566	20,00
COLOMBIA	205.146	237.202	15,63	454.987	691.457	51,97
BOLIVIA	0	16.275	--	0	51.480	--
URUGUAY	10.005	9.354	-6,51	30.310	31.544	4,07
ECUADOR	0	15.010	--	0	46.584	--
PERU	109.281	168.677	54,35	179.358	303.912	69,44
TRINIDAD AND TOBAGO	68.581	10.813	-84,23	229.731	33.466	-85,43
JAMAICA	183.865	137.299	-25,33	460.900	375.863	-18,45

TABEL 5. PERKEMBANGAN EKSPOR INDONESIA MENURUT KOMODITI DAN NEGARA TUJUAN

JENIS BARANG	BERAT BERSIH (KG)		PERUB	NILAI FOB (US \$)		PERUB
	JAN-FEB 2007	JAN-FEB 2008	%	JAN-FEB 2007	JAN-FEB 2008	%
	(1)	(2)	(3)	(4)	(5)	(6)
PUERTO RICO	4.281	23.991	460,41	13.230	105.956	700,88
DOMINICAN REPUBLIC	43.323	40.969	-5,43	124.918	83.974	-32,78
EL SALVADOR	0	7.645	--	0	20.925	--
COSTA RICA	76.815	75.501	-1,71	191.498	206.366	7,76
BARBADOS	0	20.018	--	0	67.063	--
ARUBA	0	12.752	--	0	33.601	--
DOMINICA	20.849	19.665	-5,68	48.695	49.280	1,20
NETHERLANDS ANTILLES	0	11.782	--	0	33.036	--
UNITED KINGDOM	3.443.961	2.606.935	-24,30	9.556.492	7.350.012	-23,09
NETHERLANDS	1.140.289	1.428.022	25,23	3.355.822	3.944.670	17,55
FRANCE	457.925	675.007	47,41	1.307.054	2.090.760	59,96
GERMANY, FED. REP. OF	2.186.218	2.349.857	7,49	7.738.886	11.423.313	47,61
AUSTRIA	856	9.500	1.009,81	5.491	25.172	358,42
BELGIUM	1.341.449	2.031.194	51,42	3.472.054	6.336.059	82,49
SWITZERLAND	0	53.317	--	0	189.401	--
LUXEMBOURG	232	865	272,84	602	2.455	307,81
DENMARK	235.416	365.023	55,05	554.510	904.845	63,18
NORWAY	110.840	275.199	148,28	308.705	845.323	173,83
SWEDEN	161.024	296.039	83,85	452.249	974.627	115,51
FINLAND	473.413	476.179	0,58	1.323.675	1.471.546	11,17
IRELAND	120.089	186.292	55,13	357.805	523.488	46,31
ITALY	1.954.130	1.832.759	-6,21	5.562.722	5.537.203	-0,46
SPAIN	711.752	398.074	-44,07	2.037.318	1.389.397	-31,80
PORTUGAL	591.293	180.868	-69,41	1.685.770	648.023	-61,56
GREECE	153.431	226.890	47,88	440.607	783.728	77,87
HUNGARY	68.269	71.757	5,11	267.269	296.214	10,83
POLAND	28.167	228.422	710,96	222.857	940.013	321,80
ROMANIA	0	22.719	--	0	81.474	--
BULGARIA	39.133	12.122	-69,02	97.362	38.114	-60,85
ARMENIA	24.602	35.645	44,89	63.210	111.724	76,75
AZERBAIJAN	0	4.111	--	0	11.930	--
MOLDOVA, REPUBLIC OF	0	11.023	--	0	34.984	--
UKRAINE	21.289	0	-100,00	69.034	0	-100,00
LITHUANIA	11.674	106.330	810,83	37.501	340.479	807,92
LATVIA	149.620	89.395	-40,25	355.365	254.872	-28,28
ESTONIA	44.477	40.337	-9,31	142.162	150.401	5,80
GEORGIA	40.722	55.941	37,37	112.731	162.653	44,28
CROATIA	7.800	40.243	415,94	19.800	136.644	590,12
MALTA	0	10.057	--	0	30.566	--
SLOVAKIA	0	24	--	0	694	--
SLOVENIA	43.754	30.028	-31,37	57.401	110.483	92,48
CZECH REPUBLIC	12.518	42.328	238,14	73.678	186.319	152,88
RUSSIA FEDERATION	92.932	64.212	-30,90	298.748	267.827	-10,35
<b>-SHEET</b>	<b>52.517.897</b>	<b>36.913.356</b>	<b>-29,71</b>	<b>91.968.776</b>	<b>88.849.540</b>	<b>-3,39</b>
JAPAN	14.229.761	9.955.982	-30,03	24.442.323	23.950.226	-2,01
KOREA, REPUBLIC OF	1.642.140	990.738	-39,67	2.917.706	2.308.020	-20,90
TAIWAN	868.266	379.332	-56,31	1.562.514	926.567	-40,70
CHINA	7.848.177	4.286.622	-45,38	13.600.536	10.296.387	-24,29
SINGAPORE	983.673	1.359.681	38,22	1.937.515	3.262.466	68,38
PHILIPPINES	604.800	219.906	-63,64	1.026.891	536.480	-47,76
MALAYSIA	0	181.440	--	0	380.926	--
VIET NAM	262.080	292.896	11,76	447.653	686.110	53,27
INDIA	3.996.401	458.880	-88,52	6.898.574	985.724	-85,71
TURKEY	418.560	269.757	-35,55	770.178	668.174	-13,24
EGYPT	483.840	806.400	66,67	889.289	2.041.719	129,59
ALGERIA	85.680	0	-100,00	145.441	0	-100,00
SOUTH AFRICA	1.162.560	1.632.000	40,38	1.994.588	3.942.827	97,68
AUSTRALIA	1.329.712	161.280	-87,87	2.225.731	388.887	-82,53
NEW ZEALAND	120.960	0	-100,00	200.189	0	-100,00
UNITED STATES	3.561.940	3.340.035	-6,23	6.412.767	8.048.863	25,51
CANADA	1.959.997	1.386.838	-29,24	3.681.056	3.376.596	-8,27
MEXICO	786.240	423.360	-46,15	1.326.176	1.061.323	-19,97
CHILE	0	19.200	--	0	43.008	--
VENEZUELA	100.800	403.200	300,00	162.288	952.358	486,83
ARGENTINA	20.160	0	-100,00	37.901	0	-100,00
BRAZIL	258.240	1.187.520	359,85	482.485	2.907.770	502,67
COLOMBIA	0	174.720	--	0	419.547	--
COSTA RICA	0	60.480	--	0	142.733	--
UNITED KINGDOM	407.280	604.801	48,50	678.475	1.445.310	113,02
NETHERLANDS	1.290.240	1.005.120	-22,10	2.226.723	2.465.610	10,73
FRANCE	579.977	297.660	-48,68	1.058.980	736.375	-30,46
GERMANY, FED. REP. OF	2.569.026	1.074.371	-58,18	4.524.115	2.475.905	-45,27
BELGIUM	2.715.840	2.248.320	-17,21	4.746.741	5.437.921	14,56
ITALY	148.680	434.700	192,37	233.554	1.057.153	352,64
SPAIN	947.520	1.089.360	14,97	1.701.046	2.638.473	55,11
GREECE	241.920	0	-100,00	425.129	0	-100,00
POLAND	1.501.992	523.332	-65,16	2.683.690	1.245.863	-53,58

TABEL 5. PERKEMBANGAN EKSPOR INDONESIA MENURUT KOMODITI DAN NEGARA TUJUAN

JENIS BARANG	BERAT BERSIH (KG)		PERUB %	NILAI FOB (US \$)		PERUB %
	JAN-FEB 2007	JAN-FEB 2008		JAN-FEB 2007	JAN-FEB 2008	
(1)	(2)	(3)	(4)	(5)	(6)	(7)
ROMANIA	211.680	221.760	4,76	364.389	532.325	46,09
BULGARIA	19.200	0	-100,00	34.176	0	-100,00
BELARUS	640.706	0	-100,00	1.178.980	0	-100,00
UKRAINE	38.466	622.402	1.518,06	91.412	1.516.733	1.559,23
SLOVENIA	58.560	160.320	173,77	100.853	378.663	275,46
RUSSIA FEDERATION	422.823	640.943	51,59	758.712	1.592.498	109,89
<b>-CRUMB RUBBER</b>	<b>319.426.419</b>	<b>364.324.483</b>	<b>14,06</b>	<b>542.391.462</b>	<b>866.979.467</b>	<b>59,84</b>
JAPAN	43.473.993	56.004.305	28,82	73.228.781	134.001.776	82,99
HONG KONG	100.800	60.480	-40,00	177.820	146.059	-17,86
KOREA, REPUBLIC OF	15.597.540	15.444.240	-0,98	26.621.333	36.867.888	38,49
TAIWAN	1.885.768	2.761.917	46,46	3.166.211	6.627.417	109,32
CHINA	33.011.545	61.960.052	87,69	58.062.230	148.231.639	155,30
SINGAPORE	22.902.602	26.637.232	16,31	39.511.232	61.239.934	54,99
PHILIPPINES	0	504.000	--	0	1.233.773	--
MALAYSIA	467.818	40.320	-91,38	831.265	100.598	-87,90
VIET NAM	2.499.837	302.400	-87,90	4.334.625	730.479	-83,15
INDIA	10.725.423	4.535.998	-57,71	18.455.562	11.219.516	-39,21
PAKISTAN	403.199	423.358	5,00	628.468	1.000.188	59,15
IRAN (ISLAMIC REPUBLIC OF)	504.000	2.015.995	300,00	911.696	4.759.775	422,08
YEMEN	100.800	0	-100,00	189.120	0	-100,00
TURKEY	6.487.679	7.195.200	10,91	11.343.977	17.462.423	53,94
EGYPT	40.320	0	-100,00	69.754	0	-100,00
TUNISIA	100.800	0	-100,00	187.226	0	-100,00
ALGERIA	128.520	42.840	-66,67	224.777	100.495	-55,29
KENYA	463.680	403.199	-13,04	850.323	929.175	9,27
SOUTH AFRICA	3.830.400	4.818.239	25,79	6.447.317	11.642.160	80,57
AUSTRALIA	1.350.720	3.003.839	122,39	2.195.308	7.196.325	227,80
NEW ZEALAND	221.760	282.240	27,27	361.989	682.039	88,41
EAST TIMOR	60.480	0	-100,00	103.924	0	-100,00
UNITED STATES	105.669.086	100.319.662	-5,06	175.463.960	236.908.288	35,02
CANADA	5.996.339	8.548.113	42,56	10.030.977	20.302.830	102,40
MEXICO	3.153.918	3.627.680	15,02	5.346.542	8.769.058	64,01
CHILE	997.919	196.560	-80,30	1.695.349	446.202	-73,68
VENEZUELA	504.000	892.080	77,00	952.045	2.113.443	121,99
ARGENTINA	2.640.960	2.800.140	6,03	4.390.612	6.636.057	51,14
BRAZIL	6.349.977	9.414.396	48,26	10.926.330	22.494.232	105,87
COLOMBIA	2.303.280	2.540.160	10,28	3.922.629	6.182.422	57,61
ECUADOR	826.560	1.068.480	29,27	1.433.074	2.527.040	76,34
PERU	589.680	0	-100,00	967.285	0	-100,00
COSTA RICA	483.840	544.319	12,50	858.735	1.284.258	49,55
UNITED KINGDOM	2.797.500	2.903.039	3,77	4.760.630	6.971.184	46,43
NETHERLANDS	2.649.779	3.792.479	43,12	4.627.053	9.216.901	99,20
FRANCE	6.891.234	9.884.029	43,43	11.622.472	23.602.206	103,07
GERMANY, FED. REP. OF	10.805.580	7.324.339	-32,22	19.235.995	17.887.059	-7,01
AUSTRIA	0	181.440	--	0	375.780	--
BELGIUM	4.580.759	3.161.920	-30,97	7.823.850	7.555.280	-3,43
LUXEMBOURG	0	141.120	--	0	354.905	--
NORWAY	0	38.400	--	0	96.000	--
SWEDEN	302.400	0	-100,00	525.549	0	-100,00
FINLAND	0	60.480	--	0	147.837	--
IRELAND	85.680	235.620	175,00	141.404	591.917	318,60
ITALY	3.422.159	2.831.220	-17,27	5.912.687	6.788.559	14,81
SPAIN	5.575.500	5.627.158	0,93	9.351.944	13.485.761	44,20
GREECE	181.440	493.920	172,22	306.097	1.229.581	301,70
HUNGARY	257.040	482.580	87,75	485.934	1.063.337	118,82
POLAND	3.544.377	5.280.657	48,99	6.063.562	12.581.943	107,50
ROMANIA	2.241.540	2.638.438	17,71	3.808.324	6.311.922	65,74
UKRAINE	0	1.310.400	--	0	3.179.897	--
SLOVENIA	1.807.140	1.338.120	-25,95	3.131.511	3.188.354	1,82
CZECH REPUBLIC	120.960	20.160	-83,33	220.557	46.445	-78,94
RUSSIA FEDERATION	290.088	191.520	-33,98	483.417	469.110	-2,96
<b>-CREPE</b>	<b>2.676.500</b>	<b>5.164.696</b>	<b>92,96</b>	<b>4.923.701</b>	<b>12.060.648</b>	<b>144,95</b>
JAPAN	0	171.599	--	0	428.467	--
KOREA, REPUBLIC OF	15.120	0	-100,00	24.844	0	-100,00
CHINA	0	1.290.240	--	0	2.943.964	--
SINGAPORE	100.800	0	-100,00	214.804	0	-100,00
MALAYSIA	0	264.080	--	0	637.562	--
VIET NAM	100.800	196.799	95,24	205.632	473.376	130,21
INDIA	141.120	120.960	-14,29	251.218	272.690	8,55
YEMEN	40.320	0	-100,00	76.810	0	-100,00
EGYPT	60.480	0	-100,00	122.774	0	-100,00
SOUTH AFRICA	120.960	0	-100,00	200.982	0	-100,00
UNITED STATES	1.048.320	1.609.018	53,49	1.885.733	3.704.705	96,46
CANADA	201.600	766.080	280,00	384.209	1.846.870	380,69
MEXICO	0	20.160	--	0	50.400	--
ARGENTINA	0	60.480	--	0	153.619	--



TABEL 5. PERKEMBANGAN EKSPOR INDONESIA MENURUT KOMODITI DAN NEGARA TUJUAN

JENIS BARANG	BERAT BERSIH (KG)		PERUB %	NILAI FOB (US \$)		PERUB %
	JAN-FEB 2007	JAN-FEB 2008		JAN-FEB 2007	JAN-FEB 2008	
(1)	(2)	(3)	(4)	(5)	(6)	(7)
BRAZIL	0	201.600	--	0	469.728	--
UNITED KINGDOM	60.480	0	-100,00	112.190	0	-100,00
FRANCE	101.029	60.480	-40,14	171.339	139.576	-18,54
GERMANY, FED. REP. OF	322.560	0	-100,00	576.930	0	-100,00
ITALY	0	161.280	--	0	371.981	--
SPAIN	31	0	-100,00	262	0	-100,00
PORTUGAL	20.160	20.160	0,00	35.810	48.410	35,19
GREECE	302.400	0	-100,00	574.686	0	-100,00
YUGOSLAVIA	40.320	0	-100,00	85.478	0	-100,00
UKRAINE	0	221.760	--	0	519.300	--
<b>-BUNGKIL KELAPA</b>	<b>29.378.869</b>	<b>44.747.848</b>	<b>52,31</b>	<b>3.241.433</b>	<b>5.286.844</b>	<b>63,10</b>
KOREA, REPUBLIC OF	17.808.719	22.798.639	28,02	2.013.038	2.351.513	16,81
TAIWAN	749.730	686.995	-8,37	134.989	125.762	-6,84
CHINA	81.000	60.000	-25,93	21.870	9.747	-55,43
SINGAPORE	0	333.226	--	0	99.894	--
VIET NAM	8.406.140	16.702.640	98,70	876.805	1.971.569	124,86
PAKISTAN	334.360	0	-100,00	40.123	0	-100,00
AUSTRALIA	98.920	37.600	-61,99	15.208	5.828	-61,68
NETHERLANDS	0	4.128.748	--	0	722.531	--
GERMANY, FED. REP. OF	1.900.000	0	-100,00	139.400	0	-100,00
<b>-DEDAK/BEKATUL</b>	<b>57.453.178</b>	<b>73.380.301</b>	<b>27,72</b>	<b>10.630.079</b>	<b>10.882.508</b>	<b>2,37</b>
JAPAN	13.585	17.853.790	131.322,82	1.552	2.700.656	173.911,34
HONG KONG	0	26	--	0	90	--
KOREA, REPUBLIC OF	51.939.110	44.776.330	-13,79	9.988.677	6.630.764	-33,62
MALAYSIA	483	0	-100,00	7.350	0	-100,00
VIET NAM	5.500.000	10.750.155	95,46	632.500	1.550.998	145,22
<b>-LAINNYA</b>	<b>395.264.521</b>	<b>400.010.202</b>	<b>1,20</b>	<b>29.303.421</b>	<b>53.346.875</b>	<b>82,05</b>
JAPAN	2.397.895	3.788.374	57,99	557.752	715.527	28,29
HONG KONG	302	0	-100,00	7.292	0	-100,00
KOREA, REPUBLIC OF	39.417.110	62.400.741	58,31	2.974.264	7.358.199	147,40
TAIWAN	760.689	425.850	-44,02	253.860	75.326	-70,33
CHINA	1.106.930	1.509.000	36,32	703.523	167.700	-76,16
THAILAND	28.244.191	5.747.981	-79,65	1.402.779	1.007.864	-28,15
SINGAPORE	1.020.585	38.391	-96,24	81.358	28.909	-64,47
PHILIPPINES	6.702.610	0	-100,00	459.196	0	-100,00
MALAYSIA	508.852	918.437	80,49	204.247	176.598	-13,54
BRUNEI DARUSSALAM	0	417	--	0	277	--
VIET NAM	17.644.870	16.959.579	-3,88	1.354.411	2.208.719	63,08
INDIA	439.737	412.600	-6,17	130.613	152.431	16,70
PAKISTAN	0	1.749	--	0	2.750	--
BANGLADESH	1.041.029	21.000	-97,98	337.057	1.281	-99,62
LEBANON	0	8.500	--	0	2.975	--
TANZANIA, UNITED REPUBLIC OF	18.000	0	-100,00	18.206	0	-100,00
NIGERIA	200.000	220.000	10,00	103.000	116.900	13,50
SOUTH AFRICA	104.000	13.000	-87,50	87.435	14.950	-82,90
AUSTRALIA	225.863	12.893.175	5.608,41	220.105	1.879.640	753,97
NEW ZEALAND	27.500.000	77.271.720	180,99	1.420.056	10.258.448	622,40
UNITED STATES	840	1.345	60,12	14.077	21.268	51,08
UNITED KINGDOM	0	26.000	--	0	34.380	--
NETHERLANDS	207.208.608	139.358.295	-32,74	14.867.325	18.659.122	25,50
GERMANY, FED. REP. OF	60.696.410	77.894.048	28,33	4.082.620	10.413.236	155,06
POLAND	26.000	0	-100,00	24.245	0	-100,00
UKRAINE	0	100.000	--	0	50.375	--
<b>-MINYAK ATSIRI LAINNYA</b>	<b>714.939</b>	<b>706.422</b>	<b>-1,19</b>	<b>11.464.003</b>	<b>27.590.816</b>	<b>140,67</b>
JAPAN	4.957	17.096	244,89	145.354	561.266	286,14
HONG KONG	703	5.989	751,92	2.701	33.949	1.156,90
KOREA, REPUBLIC OF	0	22	--	0	500	--
CHINA	20.000	20.411	2,06	165.077	216.215	30,98
THAILAND	374	2.294	513,37	2.787	20.837	647,65
SINGAPORE	305.331	212.708	-30,34	3.297.024	8.923.808	170,66
PHILIPPINES	413	693	67,80	8.661	8.112	-6,34
MALAYSIA	1.942	220	-88,67	43.124	1.584	-96,33
BRUNEI DARUSSALAM	1.544	0	-100,00	4.992	0	-100,00
MALDIVES	0	229	--	0	729	--
INDIA	44.329	63.007	42,13	684.362	772.895	12,94
SRI LANKA	50	300	500,00	1.100	3.900	254,55
SAUDI ARABIA	0	100	--	0	500	--
UNITED ARAB EMIRATES	9.000	7.500	-16,67	264.200	729.350	176,06
EGYPT	616	0	-100,00	4.272	0	-100,00
BENIN	2.254	0	-100,00	12.054	0	-100,00
SOUTH AFRICA	1.842	0	-100,00	24.240	0	-100,00
AUSTRALIA	487	428	-12,11	3.371	3.168	-6,02
NEW ZEALAND	0	522	--	0	5.816	--
GUAM	2.000	0	-100,00	4.410	0	-100,00

TABEL 5. PERKEMBANGAN EKSPOR INDONESIA MENURUT KOMODITI DAN NEGARA TUJUAN

JENIS BARANG	BERAT BERSIH (KG)		PERUB %	NILAI FOB (US \$)		PERUB %
	JAN-FEB 2007	JAN-FEB 2008		JAN-FEB 2007	JAN-FEB 2008	
	(1)	(2)	(3)	(4)	(5)	(6)
UNITED STATES	136.387	206.364	51,31	2.053.672	6.583.357	220,57
CANADA	6.004	0	-100,00	37.320	0	-100,00
MEXICO	2.525	0	-100,00	19.800	0	-100,00
ARGENTINA	75	10	-86,67	703	220	-68,71
BRAZIL	2.396	4.948	106,51	22.557	37.180	64,83
UNITED KINGDOM	19.271	9.485	-50,78	563.066	468.035	-16,88
NETHERLANDS	12.622	15.988	26,67	321.675	844.128	162,42
FRANCE	39.917	29.307	-26,58	1.086.498	1.640.884	51,03
GERMANY, FED. REP. OF	33.578	30.982	-7,73	906.987	1.763.086	94,39
BELGIUM	250	0	-100,00	73.863	0	-100,00
SWITZERLAND	39.373	59.478	51,06	1.145.343	4.876.959	325,81
NORWAY	0	78	--	0	3.261	--
ITALY	5.099	110	-97,84	47.590	15.776	-66,85
SPAIN	21.600	3.753	-82,63	517.200	50.401	-90,26
ROMANIA	0	14.400	--	0	24.900	--
<b>-WANGI-WANGIAN DARI MINYAK ATSII</b>	<b>7.877.545</b>	<b>10.673.498</b>	<b>35,49</b>	<b>25.315.309</b>	<b>36.682.769</b>	<b>44,90</b>
JAPAN	563.502	496.726	-11,85	1.798.284	2.111.949	17,44
HONG KONG	166.029	262.250	57,95	1.003.223	2.363.857	135,63
KOREA, REPUBLIC OF	13.076	26.951	106,11	99.717	200.619	101,19
TAIWAN	552.705	733.870	32,78	674.829	754.412	11,79
CHINA	116.757	111.094	-4,85	360.062	288.477	-19,88
MONGOLIA	0	15.481	--	0	37.625	--
MACAU	0	375	--	0	5.462	--
PAPUA NEW GUINEA	37.264	86.498	132,12	102.571	205.372	100,22
THAILAND	806.451	1.115.364	38,31	5.821.896	5.964.413	2,45
SINGAPORE	1.069.168	450.706	-57,85	1.550.623	2.941.943	89,73
PHILIPPINES	221.976	447.285	101,50	1.902.334	2.657.023	39,67
MALAYSIA	1.290.691	1.632.589	26,49	3.675.716	4.704.337	27,98
MYANMAR (FORM. BURMA)	5.755	28.390	393,31	78.830	178.686	126,67
CAMBODIA	15	699	4.560,00	528	7.320	1.286,36
BRUNEI DARUSSALAM	31.298	55.854	78,46	111.636	233.852	109,48
VIET NAM	134.274	152.046	13,24	1.133.458	1.212.668	6,99
MALDIVES	49.872	144.313	189,37	120.927	235.702	94,91
INDIA	165.262	253.172	53,19	365.810	1.048.831	186,71
PAKISTAN	31.302	77.572	147,82	167.448	275.590	64,58
BANGLADESH	1.279	11.162	772,71	5.593	17.367	210,51
SRI LANKA	21.455	24.328	13,39	24.755	44.641	80,33
IRAQ	17.595	9.430	-46,41	40.072	21.916	-45,31
IRAN (ISLAMIC REPUBLIC OF)	10.508	47.144	348,65	34.517	132.987	285,28
SAUDI ARABIA	56.997	128.640	125,70	165.620	242.718	46,55
JORDAN	0	9.312	--	0	29.346	--
LEBANON	0	7.092	--	0	19.869	--
YEMEN	67.251	108.634	61,54	145.181	188.657	29,95
SYRIA ARAB REPUBLIC	0	5	--	0	16	--
UNITED ARAB EMIRATES	1.399.815	2.348.744	67,79	3.630.694	6.400.533	76,29
EGYPT	457	12.518	2.639,17	3.209	36.986	1.052,57
LIBYAN ARAB JAMAHIRIYA	32.646	15.970	-51,08	86.740	43.021	-50,40
SUDAN	0	12.190	--	0	72.795	--
NAMIBIA	0	36.720	--	0	61.200	--
TANZANIA, UNITED REPUBLIC OF	76.484	226.298	195,88	84.032	358.765	326,94
MADAGASCAR	12.561	14.854	18,25	18.553	5.260	-71,65
KENYA	218.941	185.651	-15,21	380.943	343.720	-9,77
REUNION	0	3.817	--	0	10.486	--
GHANA	12.240	77.713	534,91	36.856	170.445	362,46
GUINEA	0	2.153	--	0	1.850	--
ANGOLA	1.944	73.440	3.677,78	6.300	122.400	1.842,86
CAMEROON	0	10.924	--	0	23.202	--
NIGERIA	11.507	338.765	2.843,99	53.350	639.289	1.098,29
COTE D'IVOIRE	17.640	0	-100,00	26.279	0	-100,00
SENEGAL	87.293	103.738	18,84	97.148	83.920	-13,62
BENIN	80.624	34.472	-57,24	150.445	56.545	-62,41
BURKINA FASO	0	6.361	--	0	11.435	--
GAMBIA	362	0	-100,00	751	0	-100,00
SEYCHELLES	188	5.993	3.087,77	195	10.580	5.325,64
UGANDA	48.180	251	-99,48	61.320	652	-98,94
DJIBOUTI	24.480	58.851	140,40	37.400	96.725	158,62
SAO TOME AND PRINCIPE	0	19.454	--	0	39.251	--
SOUTH AFRICA	257	26.842	10.344,36	1.325	69.083	5.113,81
MAURITIUS	10.572	31.726	200,09	15.828	97.339	514,98
AUSTRALIA	16.747	67.124	300,81	44.277	179.183	304,69
NEW ZEALAND	2.721	1.997	-26,61	6.835	11.682	70,91
MICRONESIA, FEDERATED STATES OF	1.374	0	-100,00	3.345	0	-100,00
GUAM	18	0	-100,00	162	0	-100,00
NEW CALEDONIA	4.397	285	-93,52	6.236	419	-93,28
VANUATU	10.158	2.704	-73,38	27.677	3.263	-88,21
WALLIS AND FUTUNA ISLANDS	0	34	--	0	60	--
FIJI	3.957	14.026	254,46	8.718	32.094	268,13

TABEL 5. PERKEMBANGAN EKSPOR INDONESIA MENURUT KOMODITI DAN NEGARA TUJUAN

JENIS BARANG	BERAT BERSIH (KG)		PERUB	NILAI FOB (US \$)		PERUB
	JAN-FEB 2007	JAN-FEB 2008	%	JAN-FEB 2007	JAN-FEB 2008	%
(1)	(2)	(3)	(4)	(5)	(6)	(7)
KIRIBATI	0	13.125	--	0	22.333	--
SAMOA	5.986	5.280	-11,79	11.929	8.936	-25,09
SOLOMON ISLANDS	11.648	1.312	-88,74	44.583	1.968	-95,59
TONGA	1.452	2.701	86,02	5.805	3.098	-46,63
TUVALU	0	290	--	0	746	--
EAST TIMOR	4	38.819	970.375,00	8	40.879	510.887,50
UNITED STATES	46.582	54.187	16,33	186.403	145.088	-22,16
CANADA	17.966	104	-99,42	69.262	657	-99,05
PANAMA	0	4.492	--	0	6.450	--
SURINAME	0	591	--	0	5.460	--
CHILE	0	203	--	0	352	--
BRAZIL	400	0	-100,00	5.935	0	-100,00
COLOMBIA	15	0	-100,00	285	0	-100,00
BAHAMAS	219	0	-100,00	81	0	-100,00
BARBADOS	2.876	0	-100,00	3.907	0	-100,00
BERMUDA	5	0	-100,00	52	0	-100,00
FRENCH POLYNESIA	10	0	-100,00	26	0	-100,00
MARTINIQUE	0	10	--	0	62	--
NETHERLANDS ANTILLES	125	0	-100,00	1.680	0	-100,00
UNITED KINGDOM	85.268	143.130	67,86	293.590	750.613	155,67
NETHERLANDS	44.756	46.410	3,70	83.252	87.457	5,05
FRANCE	66.526	36.684	-44,86	216.356	192.328	-11,11
GERMANY, FED. REP. OF	8.648	4.391	-49,23	19.389	8.784	-54,70
AUSTRIA	0	95	--	0	5.085	--
BELGIUM	9.562	8.038	-15,94	19.022	16.343	-14,08
SWITZERLAND	400	401	0,25	4.132	3.279	-20,64
NORWAY	67	100	49,25	920	3.707	302,93
ITALY	44.076	77.657	76,19	111.467	119.788	7,46
SPAIN	755	1.606	112,72	24.464	22.798	-6,81
PORTUGAL	844	33.899	3.916,47	869	36.249	4.071,35
GREECE	11.411	15.900	39,34	18.051	29.819	65,19
DEMOCRATIC REPUBLIC OF THE CONG	4.040	11.538	185,59	4.176	36.112	764,75
HUNGARY	5.044	0	-100,00	9.727	0	-100,00
ROMANIA	0	655	--	0	13.963	--
BULGARIA	0	627	--	0	11.551	--
LITHUANIA	233	0	-100,00	1.337	0	-100,00
CROATIA	0	1	--	0	6	--
MALTA	2.442	655	-73,18	3.104	1.020	-67,14
RUSSIA FEDERATION	140	0	-100,00	3.249	0	-100,00
<b>ROTAN OLAHAN</b>	<b>2.330.817</b>	<b>4.645.957</b>	<b>99,33</b>	<b>2.414.250</b>	<b>4.211.493</b>	<b>74,44</b>
JAPAN	0	1.030	--	0	7.572	--
HONG KONG	84.428	211.057	149,98	98.832	180.765	82,90
KOREA, REPUBLIC OF	3.774	0	-100,00	4.452	0	-100,00
TAIWAN	48.404	28.434	-41,26	15.163	17.741	17,00
CHINA	1.475.078	3.524.113	138,91	1.160.306	2.911.342	150,91
THAILAND	75.334	107.159	42,25	72.504	101.855	40,48
SINGAPORE	211.920	335.477	58,30	223.231	321.344	43,95
MALAYSIA	57.440	181.783	216,47	50.825	78.850	55,14
VIET NAM	50.100	0	-100,00	42.084	0	-100,00
MALDIVES	210	0	-100,00	815	0	-100,00
INDIA	7.400	42.418	473,22	6.216	34.974	462,64
SRI LANKA	29.300	20.048	-31,58	22.664	23.405	3,27
SAUDI ARABIA	0	41.236	--	0	48.798	--
KUWAIT	31.392	3.851	-87,73	14.725	2.920	-80,17
SYRIA ARAB REPUBLIC	5.847	0	-100,00	4.622	0	-100,00
TURKEY	6.499	0	-100,00	11.346	0	-100,00
UNITED ARAB EMIRATES	28	1.032	3.585,71	75	5.137	6.749,33
CYPRUS	3.866	6.176	59,75	15.675	17.733	13,13
EGYPT	598	0	-100,00	466	0	-100,00
KENYA	450	0	-100,00	386	0	-100,00
REUNION	167	0	-100,00	269	0	-100,00
SOUTH AFRICA	0	145	--	0	296	--
AUSTRALIA	5.532	4.267	-22,87	23.202	18.098	-22,00
NEW ZEALAND	2.500	3.070	22,80	4.700	6.439	37,00
GUAM	0	275	--	0	500	--
NEW CALEDONIA	2	79	3.850,00	16	421	2.531,25
SAMOA	1.076	0	-100,00	3.261	0	-100,00
TONGA	0	236	--	0	179	--
UNITED STATES	63.931	41.458	-35,15	230.429	150.104	-34,86
CANADA	101	0	-100,00	923	0	-100,00
MEXICO	311	0	-100,00	750	0	-100,00
ARGENTINA	740	0	-100,00	1.051	0	-100,00
COLOMBIA	13.062	0	-100,00	12.735	0	-100,00
PUERTO RICO	4.155	0	-100,00	10.006	0	-100,00
UNITED KINGDOM	23.043	8.002	-65,27	104.919	30.949	-70,50
NETHERLANDS	18.488	31	-99,83	33.298	280	-99,16
FRANCE	21.638	22.406	3,55	63.971	58.255	-8,94

TABEL 5. PERKEMBANGAN EKSPOR INDONESIA MENURUT KOMODITI DAN NEGARA TUJUAN

JENIS BARANG	BERAT BERSIH (KG)		PERUB	NILAI FOB (US \$)		PERUB
	JAN-FEB 2007	JAN-FEB 2008	%	JAN-FEB 2007	JAN-FEB 2008	%
	(1)	(2)	(3)	(4)	(5)	(6)
GERMANY, FED. REP. OF	33.146	320	-99,03	51.464	595	-98,84
BELGIUM	22.475	34.059	51,54	64.487	93.433	44,89
SWEDEN	0	1.237	--	0	10.055	--
ITALY	10.969	3.915	-64,31	23.205	21.168	-8,78
SPAIN	3.045	11.299	271,07	4.626	43.126	832,25
PORTUGAL	206	293	42,23	285	711	149,47
GREECE	1.856	3	-99,84	8.265	20	-99,76
HUNGARY	159	0	-100,00	150	0	-100,00
UKRAINE	7.267	7.118	-2,05	22.054	21.298	-3,43
CROATIA	690	0	-100,00	920	0	-100,00
CZECH REPUBLIC	4.190	3.930	-6,21	4.877	3.130	-35,82
<b>-MINYAK KELAPA SAWIT</b>	<b>1.767.907.849</b>	<b>2.294.104.549</b>	<b>29,76</b>	<b>894.396.612</b>	<b>2.044.384.498</b>	<b>128,58</b>
JAPAN	703.368	391.061	-44,40	546.773	508.820	-6,94
HONG KONG	0	3.000.000	--	0	2.730.000	--
TAIWAN	208.690	105.330	-49,53	122.088	121.130	-0,78
CHINA	182.826.716	354.478.999	93,89	93.477.707	315.518.992	237,53
PAPUA NEW GUINEA	297.076	627.015	111,06	243.690	808.579	231,81
THAILAND	0	19.193.000	--	0	19.336.795	--
SINGAPORE	132.446.027	93.433.502	-29,46	66.601.745	79.912.252	19,99
PHILIPPINES	2.345.449	1.697.522	-27,62	1.755.092	2.017.047	14,93
MALAYSIA	39.815.070	100.025.425	151,23	18.725.840	89.111.247	375,87
MYANMAR (FORM. BURMA)	45.263.491	29.548.710	-34,72	24.387.909	27.781.650	13,92
BRUNEI DARUSSALAM	172.674	234.366	35,73	108.794	274.726	152,52
LAO PEOPLE'S DEMOCRATIC REPUBLIC	21.006	0	-100,00	11.845	0	-100,00
VIET NAM	2.820.691	57.774.893	1.948,25	1.592.853	52.712.108	3.209,29
MALDIVES	194.804	287.733	47,70	157.831	392.108	148,44
INDIA	357.249.892	775.856.612	117,17	171.388.868	681.304.432	297,52
PAKISTAN	113.723.239	96.250.267	-15,36	59.565.168	92.053.775	54,54
BANGLADESH	97.667.473	68.786.198	-29,57	54.618.481	65.490.571	19,91
SRI LANKA	67.701.041	20.807.234	-69,27	33.846.392	17.380.603	-48,65
AFGHANISTAN	407.808	0	-100,00	281.591	0	-100,00
IRAQ	0	532.170	--	0	659.382	--
IRAN (ISLAMIC REPUBLIC OF)	7.000.000	49.631.960	609,03	3.465.000	44.347.254	1.179,86
SAUDI ARABIA	25.299.095	35.420.254	40,01	13.359.751	31.162.081	133,25
ISRAEL	0	75.204	--	0	100.179	--
JORDAN	0	19.265.998	--	0	19.522.820	--
YEMEN	8.107.753	741.171	-90,86	4.530.232	775.007	-82,89
SYRIA ARAB REPUBLIC	41.600	0	-100,00	29.328	0	-100,00
TURKEY	48.924.613	9.500.000	-80,58	25.748.809	8.087.500	-68,59
UNITED ARAB EMIRATES	17.478.733	63.019	-99,64	9.685.320	69.323	-99,28
EGYPT	148.094.163	71.331.119	-51,83	78.093.813	63.998.316	-18,05
TUNISIA	5.542.100	15.000.000	170,66	2.898.055	14.370.000	395,85
ALGERIA	11.084.924	12.250.000	10,51	5.474.633	12.664.750	131,34
SUDAN	0	37.908	--	0	35.615	--
TANZANIA, UNITED REPUBLIC OF	22.636.573	458.784	-97,97	11.681.381	498.423	-95,73
MOZAMBIQUE	5.330.000	260.031	-95,12	2.931.924	339.063	-88,44
EQUATORIAL GUINEA	103.854	74.771	-28,00	84.798	96.441	13,73
TOGO	59.831	68.203	13,99	38.851	116.099	198,83
GHANA	1.209.130	5.082.328	320,33	963.966	5.275.351	447,25
GUINEA	14.530	6.500.000	44.635,03	10.457	6.565.000	62.680,91
ANGOLA	2.217.780	5.082.107	129,15	1.581.162	5.226.657	230,56
CONGO	0	1.668.939	--	0	1.780.455	--
CAMEROON	195.467	445.430	127,88	137.980	483.191	250,19
NIGERIA	0	35.456	--	0	55.463	--
GABON	0	152.039	--	0	188.038	--
COTE D'IVOIRE	0	1.499.999	--	0	1.276.250	--
MAURITANIA	454.150	84.960	-81,29	318.000	84.153	-73,54
BENIN	817.456	272.269	-66,69	584.423	399.772	-31,60
GUINEA BISSAU	0	1.141.110	--	0	1.110.846	--
GAMBIA	17.607	84.960	382,54	15.428	84.153	445,46
DJIBOUTI	412.032	419.140	1,73	285.819	361.329	26,42
SAO TOME AND PRINCIPE	76.020	95.025	25,00	60.900	115.500	89,66
SOUTH AFRICA	25.362.546	18.831.390	-25,75	11.424.415	15.438.968	35,14
COMOROS	94.224	135.820	44,15	69.736	185.653	166,22
MAURITIUS	39.398	77.570	96,89	29.745	103.608	248,32
AUSTRALIA	211.043	0	-100,00	126.532	0	-100,00
MICRONESIA, FEDERATED STATES OF	0	2.542	--	0	3.333	--
NORTHERN MARIANA ISLANDS	31.068	16.201	-47,85	23.337	21.956	-5,92
VANUATU	65.515	75.078	14,60	54.905	98.792	79,93
COOK ISLANDS	17.333	0	-100,00	13.811	0	-100,00
FIJI	32.944	27.117	-17,69	19.866	36.905	85,77
KIRIBATI	0	16.363	--	0	22.722	--
SAMOA	79.229	146.248	84,59	65.089	198.152	204,43
TONGA	16.653	17.353	4,20	12.529	23.408	86,83
TUVALU	11.208	12.146	8,37	7.582	17.102	125,56
EAST TIMOR	73	138.165	189.167,12	21	195.291	929.857,14
UNITED STATES	8.049.947	20.152.953	150,35	4.061.973	17.424.807	328,97

TABEL 5. PERKEMBANGAN EKSPOR INDONESIA MENURUT KOMODITI DAN NEGARA TUJUAN

JENIS BARANG	BERAT BERSIH (KG)		PERUB %	NILAI FOB (US \$)		PERUB %
	JAN-FEB 2007	JAN-FEB 2008		JAN-FEB 2007	JAN-FEB 2008	
	(1)	(2)	(3)	(4)	(5)	(6)
BRAZIL	4.140.000	18.540.553	347,84	2.256.000	16.139.067	615,38
JAMAICA	19.958	0	-100,00	11.176	0	-100,00
UNITED KINGDOM	7.171.877	700.000	-90,24	3.247.330	677.250	-79,14
NETHERLANDS	148.020.953	149.145.514	0,76	70.149.208	128.687.796	83,45
FRANCE	0	2.549.985	--	0	2.093.987	--
GERMANY, FED. REP. OF	97.133.810	92.877.082	-4,38	50.682.072	78.582.622	55,05
BELGIUM	87.152	21.042	-75,86	51.420	22.094	-57,03
SWITZERLAND	124.941	0	-100,00	83.508	0	-100,00
DENMARK	0	6.499.955	--	0	5.213.461	--
ITALY	39.402.177	62.628.993	58,95	17.338.632	57.308.061	230,52
SPAIN	16.243.529	10.578.664	-34,87	8.430.083	9.298.773	10,30
PORTUGAL	12.860.305	500.000	-96,11	7.094.106	525.000	-92,60
GREECE	7.820.932	11.035.058	41,10	4.071.996	10.069.059	147,28
DEMOCRATIC REPUBLIC OF THE CONC	1.008.566	12.491.909	1.138,58	689.958	11.382.110	1.549,68
POLAND	0	21.000	--	0	20.370	--
BULGARIA	396.006	0	-100,00	231.387	0	-100,00
KYRGYZSTAN	21.006	0	-100,00	15.019	0	-100,00
TAJIKISTAN	22.500	0	-100,00	14.513	0	-100,00
UKRAINE	25.052.965	26.699.967	6,57	11.482.752	22.866.736	99,14
RUSSIA FEDERATION	25.388.065	393.660	-98,45	13.225.214	424.169	-96,79
<b>-MINYAK BIJI KELAPA SAWIT</b>	<b>200.215.003</b>	<b>246.560.176</b>	<b>23,15</b>	<b>106.823.415</b>	<b>259.417.877</b>	<b>142,85</b>
JAPAN	0	6.000.000	--	0	6.273.750	--
CHINA	47.604.980	73.845.807	55,12	26.758.579	75.377.444	181,69
SINGAPORE	1.876.836	2.800.003	49,19	980.669	2.423.502	147,13
PHILIPPINES	3.499.350	0	-100,00	1.677.686	0	-100,00
MALAYSIA	30.199.135	59.249.352	96,20	14.782.719	65.232.640	341,28
INDIA	9.575.049	34.992.397	265,45	5.195.006	35.809.832	589,31
PAKISTAN	750.000	1.750.000	133,33	456.000	1.905.063	317,78
BANGLADESH	1.000.000	500.000	-50,00	474.000	479.500	1,16
SRI LANKA	950.000	400.000	-57,89	593.125	448.000	-24,47
SAUDI ARABIA	0	600.000	--	0	552.000	--
TURKEY	13.784.255	838.000	-93,92	8.105.115	833.810	-89,71
UNITED ARAB EMIRATES	250.000	0	-100,00	160.000	0	-100,00
EGYPT	2.499.925	2.800.000	12,00	1.532.455	3.386.250	120,97
TUNISIA	677.916	0	-100,00	420.308	0	-100,00
ALGERIA	1.010.992	0	-100,00	586.375	0	-100,00
SOUTH AFRICA	2.140.320	1.070.000	-50,01	1.295.014	1.140.400	-11,94
UNITED STATES	0	3.099.782	--	0	3.529.261	--
BRAZIL	2.180.000	10.170.316	366,53	1.369.200	10.765.868	686,29
NETHERLANDS	69.169.880	40.843.991	-40,95	35.638.355	43.299.797	21,50
FRANCE	2	0	-100,00	5	0	-100,00
GERMANY, FED. REP. OF	1.000.083	0	-100,00	545.045	0	-100,00
ITALY	3.873.658	1.500.000	-61,28	2.021.877	1.860.000	-8,01
SPAIN	500.000	714.000	42,80	320.000	878.220	174,44
PORTUGAL	400.000	0	-100,00	242.000	0	-100,00
GREECE	3.150.000	2.446.135	-22,34	1.679.500	2.326.797	38,54
BULGARIA	21.870	0	-100,00	14.106	0	-100,00
UKRAINE	3.515.000	2.940.393	-16,35	1.684.805	2.895.743	71,87
RUSSIA FEDERATION	585.752	0	-100,00	291.471	0	-100,00
<b>-MINYAK NABATI LAIN</b>	<b>124.359.160</b>	<b>188.559.687</b>	<b>51,63</b>	<b>76.739.030</b>	<b>192.938.488</b>	<b>151,42</b>
JAPAN	425.125	169.953	-60,02	224.315	173.360	-22,72
HONG KONG	59	21.791	36.833,90	172	22.874	13.198,84
KOREA, REPUBLIC OF	108.300	9.420.565	8.598,58	73.258	9.542.390	12.925,73
TAIWAN	152.381	58.903	-61,34	90.731	64.560	-28,84
CHINA	55.917.045	55.716.393	-0,36	32.148.545	55.944.383	74,02
PAPUA NEW GUINEA	12.528	24.275	93,77	19.799	46.916	136,96
THAILAND	143.456	50	-99,97	101.532	14	-99,99
SINGAPORE	1.247.261	40.297	-96,77	679.444	47.177	-93,06
PHILIPPINES	92.100	0	-100,00	57.077	0	-100,00
MALAYSIA	22.615.732	47.843.503	111,55	14.833.256	49.064.167	230,77
VIET NAM	34.500	69.000	100,00	33.372	130.042	289,67
INDIA	550.290	2.252.525	309,33	274.260	1.670.881	509,23
PAKISTAN	172.800	90.650	-47,54	61.200	26.359	-56,93
BANGLADESH	0	19.396.203	--	0	18.849.084	--
SRI LANKA	0	125.040	--	0	169.920	--
IRAN (ISLAMIC REPUBLIC OF)	482.084	0	-100,00	346.813	0	-100,00
SAUDI ARABIA	936.760	212.800	-77,28	473.785	283.024	-40,26
JORDAN	0	42.012	--	0	61.757	--
SYRIA ARAB REPUBLIC	180.000	288.960	60,53	131.400	360.258	174,17
TURKEY	2.642.678	2.105.030	-20,34	1.976.648	1.910.882	-3,33
UNITED ARAB EMIRATES	25	0	-100,00	411	0	-100,00
EGYPT	1.251.200	500.000	-60,04	808.580	457.500	-43,42
MOROCCO	85.300	0	-100,00	53.703	0	-100,00
TUNISIA	865.972	0	-100,00	584.090	0	-100,00
ALGERIA	1.382.000	0	-100,00	847.247	0	-100,00
TANZANIA, UNITED REPUBLIC OF	105.000	0	-100,00	51.975	0	-100,00

TABEL 5. PERKEMBANGAN EKSPOR INDONESIA MENURUT KOMODITI DAN NEGARA TUJUAN

JENIS BARANG	BERAT BERSIH (KG)		PERUB	NILAI FOB (US \$)		PERUB
	JAN-FEB 2007	JAN-FEB 2008	%	JAN-FEB 2007	JAN-FEB 2008	%
(1)	(2)	(3)	(4)	(5)	(6)	(7)
TOGO		23	0		22	0
CAMEROON	19.500	0	-100,00	11.742	0	-100,00
COTE D'IVOIRE	176.000	0	-100,00	118.800	0	-100,00
SOUTH AFRICA	3.717.860	535.700	-85,59	2.234.889	504.213	-77,44
AUSTRALIA	993	0	-100,00	10.901	0	-100,00
UNITED STATES	390	8.150.312	2.089.723,59	1.100	7.727.567	702.406,09
CHILE	80.000	0	-100,00	47.080	0	-100,00
COSTA RICA	0	19.500	--	0	19.071	--
UNITED KINGDOM	1.940	60	-96,91	7.833	496	-93,67
NETHERLANDS	20.692.235	32.443.054	56,79	12.583.211	34.504.805	174,21
FRANCE	110.029	0	-100,00	103.906	0	-100,00
SWITZERLAND	0	3	--	0	29	--
SPAIN	70	434	520,00	353	2.787	689,52
GREECE	403.000	56.000	-86,10	238.232	61.722	-74,09
POLAND	0	18.750	--	0	18.563	--
ROMANIA	0	486.068	--	0	737.157	--
BULGARIA	243.000	0	-100,00	217.021	0	-100,00
AZERBAIJAN	330.000	0	-100,00	249.480	0	-100,00
TAJKISTAN	21.870	81.720	273,66	17.824	99.596	458,77
UKRAINE	690.590	1.197.040	73,34	516.604	1.543.142	198,71
UZBEKISTAN	0	273.870	--	0	337.102	--
LATVIA	0	18.981	--	0	28.553	--
GEORGIA	0	43.740	--	0	54.981	--
BOSNIA AND HERZEGOVINA	0	819	--	0	3.818	--
MALTA	0	66	--	0	770	--
SLOVENIA	15.000	0	-100,00	10.775	0	-100,00
RUSSIA FEDERATION	8.454.064	6.855.620	-18,91	6.497.644	8.468.568	30,33
<b>-STEARIN</b>	<b>24.386.493</b>	<b>19.886.002</b>	<b>-18,45</b>	<b>15.288.375</b>	<b>20.153.928</b>	<b>31,83</b>
JAPAN	600.771	645.839	7,50	376.138	677.750	80,19
HONG KONG	154.500	52.500	-66,02	104.763	55.615	-46,91
KOREA, REPUBLIC OF	628.800	1.250.000	98,79	424.647	1.217.057	186,60
TAIWAN	2.669.235	1.537.533	-42,40	1.752.669	1.514.501	-13,59
CHINA	9.069.499	8.352.699	-7,90	5.849.564	8.566.921	46,45
THAILAND	1.098.475	698.628	-36,40	722.988	738.305	2,12
SINGAPORE	81.000	13.000	-83,95	56.815	14.943	-73,70
PHILIPPINES	473.000	220.999	-53,28	330.389	237.142	-28,22
MALAYSIA	1.510.049	300	-99,98	871.920	100	-99,99
MYANMAR (FORM. BURMA)	134.000	0	-100,00	92.396	0	-100,00
VIET NAM	678.998	781.999	15,17	451.389	818.627	81,36
INDIA	2.085.528	36.414	-98,25	823.809	39.650	-95,19
PAKISTAN	32.000	17.000	-46,88	20.534	20.530	-0,02
BANGLADESH	846.000	237.000	-71,99	517.725	232.745	-55,04
SRI LANKA	35.837	34.000	-5,13	24.762	37.880	52,98
IRAN (ISLAMIC REPUBLIC OF)	121.000	97.000	-19,83	64.481	100.515	55,88
JORDAN	48.000	0	-100,00	33.887	0	-100,00
LEBANON	0	17.000	--	0	20.740	--
SYRIA ARAB REPUBLIC	0	51.000	--	0	46.410	--
TURKEY	1.996.307	2.694.000	34,95	1.300.583	2.653.288	104,01
EGYPT	85.000	232.313	173,31	55.700	243.456	337,08
MOROCCO	16.500	0	-100,00	12.918	0	-100,00
KENYA	17.000	0	-100,00	11.708	0	-100,00
GHANA	16.500	0	-100,00	12.210	0	-100,00
NIGERIA	118.000	34.000	-71,19	86.895	36.210	-58,33
COTE D'IVOIRE	51.000	0	-100,00	34.323	0	-100,00
SOUTH AFRICA	160.350	34.000	-78,80	108.225	32.980	-69,53
AUSTRALIA	0	70.000	--	0	75.551	--
UNITED STATES	153.500	37.000	-75,90	110.546	42.000	-62,01
CANADA	17.000	0	-100,00	12.750	0	-100,00
MEXICO	330.500	0	-100,00	260.283	0	-100,00
CHILE	16.500	0	-100,00	13.118	0	-100,00
VENEZUELA	17.000	0	-100,00	12.750	0	-100,00
PERU	16.500	0	-100,00	12.870	0	-100,00
UNITED KINGDOM	219.000	179.000	-18,26	132.524	174.866	31,95
NETHERLANDS	119.000	1.983.557	1.566,85	85.680	1.922.659	2.144,00
FRANCE	24.000	24.835	3,48	17.162	28.553	66,37
GERMANY, FED. REP. OF	186.800	145.000	-22,38	118.440	156.010	31,72
BELGIUM	51.000	0	-100,00	22.440	0	-100,00
SWITZERLAND	14.000	0	-100,00	7.960	0	-100,00
SWEDEN	23.999	14.000	-41,66	16.652	15.839	-4,88
ITALY	0	17.000	--	0	17.340	--
SPAIN	280.428	58.000	-79,32	193.559	64.661	-66,59
PORTUGAL	72.000	72.000	0,00	51.391	87.166	69,61
POLAND	0	65.997	--	0	68.618	--
BULGARIA	17.000	32.389	90,52	11.953	36.976	209,34
UKRAINE	17.000	118.000	594,12	12.070	124.180	928,83
LATVIA	3.177	0	-100,00	2.335	0	-100,00
RUSSIA FEDERATION	80.740	32.000	-60,37	52.454	34.144	-34,91

TABEL 5. PERKEMBANGAN EKSPOR INDONESIA MENURUT KOMODITI DAN NEGARA TUJUAN

JENIS BARANG	BERAT BERSIH (KG)		PERUB	NILAI FOB (US \$)		PERUB
	JAN-FEB 2007	JAN-FEB 2008	%	JAN-FEB 2007	JAN-FEB 2008	%
(1)	(2)	(3)	(4)	(5)	(6)	(7)
<b>-ASAM BERLEMAK LAIN</b>	<b>86.407.858</b>	<b>118.364.382</b>	<b>36,98</b>	<b>42.699.144</b>	<b>97.805.425</b>	<b>129,06</b>
JAPAN	1.545.377	1.874.583	21,30	952.552	2.513.870	163,91
HONG KONG	1.440	5.760	300,00	1.470	8.734	494,15
KOREA, REPUBLIC OF	3.786.103	1.623.430	-57,12	2.062.189	1.702.779	-17,43
TAIWAN	161.329	47.010	-70,86	141.291	53.469	-62,16
CHINA	4.995.820	5.343.740	6,96	4.339.581	6.112.362	40,85
THAILAND	125.638	594.680	373,33	149.368	848.143	467,82
SINGAPORE	5.447.710	3.673.289	-32,57	3.478.548	4.759.997	36,84
PHILIPPINES	159.131	0	-100,00	93.901	0	-100,00
MALAYSIA	1.420.135	8.023.519	464,98	897.775	7.495.822	734,93
INDIA	26.682.582	47.793.423	79,12	10.696.073	31.130.916	191,05
PAKISTAN	928.275	1.978.352	113,12	265.042	649.770	145,16
BANGLADESH	0	18.130	--	0	14.304	--
SRI LANKA	36.260	504.700	1.291,89	19.762	482.294	2.340,51
SAUDI ARABIA	64.800	28.800	-55,56	75.334	38.246	-49,23
SYRIA ARAB REPUBLIC	0	17.280	--	0	19.526	--
TURKEY	82.388	408.722	396,09	68.129	497.886	630,80
EGYPT	2.249.947	25.532	-98,87	929.978	34.245	-96,32
TUNISIA	669.948	0	-100,00	261.280	0	-100,00
ETHIOPIA	0	36.260	--	0	27.558	--
TANZANIA, UNITED REPUBLIC OF	3.900.000	0	-100,00	1.476.500	0	-100,00
MADAGASCAR	0	37.240	--	0	13.034	--
MOZAMBIQUE	84.800	145.040	71,04	34.344	69.619	102,71
TOGO	0	126.910	--	0	105.335	--
DJIBOUTI	93.100	0	-100,00	56.605	0	-100,00
SOUTH AFRICA	1.136.800	2.137.870	88,06	544.851	1.401.139	157,16
MALAWI	0	37.240	--	0	12.475	--
AUSTRALIA	115.679	140.356	21,33	131.155	205.975	57,05
UNITED STATES	2.645.365	8.287.265	213,27	2.506.223	10.918.746	335,67
CANADA	44.640	21.600	-51,61	37.406	28.080	-24,93
MEXICO	38.399	52.799	37,50	36.404	68.960	89,43
ARGENTINA	288.000	8.844	-96,93	278.347	14.725	-94,71
BRAZIL	1.113.600	1.403.510	26,03	1.013.199	1.751.097	72,83
COSTA RICA	0	84.800	--	0	61.904	--
UNITED KINGDOM	2.014.400	145.950	-92,75	763.968	188.787	-75,29
NETHERLANDS	14.353.013	5.544.362	-61,37	6.575.836	6.249.419	-4,96
FRANCE	0	60.900	--	0	144.334	--
GERMANY, FED. REP. OF	475.650	535.670	12,62	459.123	923.532	101,15
BELGIUM	100.000	0	-100,00	84.837	0	-100,00
DENMARK	0	5.000.000	--	0	3.362.600	--
ITALY	546.730	319.370	-41,59	407.945	387.778	-4,94
SPAIN	11.100.799	22.270.407	100,62	3.860.128	15.498.418	301,50
GREECE	0	7.039	--	0	9.547	--
<b>-ALAT LISTRIK</b>	<b>80.523.271</b>	<b>88.508.194</b>	<b>9,92</b>	<b>752.905.935</b>	<b>796.488.178</b>	<b>5,79</b>
JAPAN	9.245.705	10.661.302	15,31	128.444.433	154.081.540	19,96
HONG KONG	2.918.506	1.798.440	-38,38	28.977.236	30.304.317	4,58
KOREA, REPUBLIC OF	760.467	1.033.405	35,89	10.934.656	15.682.309	43,42
TAIWAN	507.862	660.546	30,06	6.671.844	8.968.887	34,43
CHINA	1.745.244	1.524.557	-12,65	21.111.458	21.216.664	0,50
PAPUA NEW GUINEA	1.088.259	828.600	-23,86	1.532.907	1.611.648	5,14
THAILAND	4.186.043	5.463.575	30,52	26.309.918	33.322.088	26,65
SINGAPORE	8.906.682	7.773.365	-12,72	267.293.942	195.715.176	-26,78
PHILIPPINES	2.088.775	2.621.609	25,51	10.230.413	13.723.745	34,15
MALAYSIA	6.497.309	5.173.882	-20,37	28.691.622	30.680.883	6,93
MYANMAR (FORM. BURMA)	8.283	6.417	-22,53	65.584	21.733	-66,86
CAMBODIA	130	0	-100,00	1.846	0	-100,00
BRUNEI DARUSSALAM	68.888	3.961	-94,25	443.350	21.327	-95,19
NEPAL	2.978	0	-100,00	52.160	0	-100,00
VIET NAM	2.362.659	3.228.504	36,65	13.073.696	14.253.202	9,02
MALDIVES	19.520	700	-96,41	52.835	10.112	-80,86
INDIA	566.745	963.852	70,07	2.925.619	2.885.439	-1,37
PAKISTAN	369.372	526.933	42,66	913.895	2.173.040	137,78
BANGLADESH	24.554	21.261	-13,41	93.530	116.227	24,27
SRI LANKA	155.335	189.063	21,71	614.280	772.900	25,82
AFGHANISTAN	98.422	71.680	-27,17	194.846	246.064	26,29
IRAN (ISLAMIC REPUBLIC OF)	197.527	197.346	-0,09	464.528	722.060	55,44
SAUDI ARABIA	2.256.947	1.408.614	-37,59	6.900.091	5.404.722	-21,67
ISRAEL	0	50.009	--	0	213.794	--
KUWAIT	307.697	154.717	-49,72	630.375	584.894	-7,21
JORDAN	194.310	139.849	-28,03	621.662	467.484	-24,80
LEBANON	230.862	69.852	-69,74	573.242	260.221	-54,61
PALESTINA	0	126.160	--	0	534.869	--
YEMEN	88.482	542.183	512,76	155.980	1.832.141	1.074,60
OMAN	289.734	223.097	-23,00	1.467.576	1.064.979	-27,43
SYRIA ARAB REPUBLIC	0	37.610	--	0	138.171	--
TURKEY	2.412.103	1.598.204	-33,74	5.588.739	6.954.481	24,44

TABEL 5. PERKEMBANGAN EKSPOR INDONESIA MENURUT KOMODITI DAN NEGARA TUJUAN

JENIS BARANG	BERAT BERSIH (KG)		PERUB %	NILAI FOB (US \$)		PERUB %
	JAN-FEB 2007	JAN-FEB 2008		JAN-FEB 2007	JAN-FEB 2008	
	(1)	(2)	(3)	(4)	(5)	(6)
UNITED ARAB EMIRATES	5.680.208	8.340.786	46,84	14.931.240	45.716.124	206,18
QATAR	841.112	941.170	11,90	3.764.707	4.321.428	14,79
BAHRAIN	2.623	34.959	1.232,79	9.524	164.032	1.622,30
CYPRUS	155.721	35.699	-77,08	259.572	132.116	-49,10
EGYPT	488.576	1.027.985	110,40	1.065.315	2.461.519	131,06
LIBYAN ARAB JAMAHIRIYA	26.075	68.762	163,71	113.759	278.000	144,38
MOROCCO	23.861	6.939	-70,92	294.764	23.511	-92,02
TUNISIA	0	33.950	--	0	868.354	--
ALGERIA	247.135	122.275	-50,52	479.158	330.470	-31,03
SUDAN	2.487.425	2.755.838	10,79	5.180.207	8.123.779	56,82
ERITREA	0	120.193	--	0	216.177	--
ETHIOPIA	30.882	72.957	136,24	69.795	279.742	300,81
TANZANIA, UNITED REPUBLIC OF	92.891	56.849	-38,80	197.027	251.108	27,45
MADAGASCAR	0	14.337	--	0	63.683	--
SOMALIA	47.506	0	-100,00	90.229	0	-100,00
KENYA	307.939	229.345	-25,52	1.358.853	725.975	-46,57
REUNION	4.552	0	-100,00	51.157	0	-100,00
MOZAMBIQUE	153.674	3.342	-97,83	320.781	25.384	-92,09
EQUATORIAL GUINEA	72.249	0	-100,00	122.400	0	-100,00
TOGO	15.231	29.547	93,99	39.913	70.280	76,08
GHANA	139.230	287.301	106,35	482.450	1.228.520	154,64
GUINEA	16.675	35.108	110,54	23.980	55.400	131,03
ANGOLA	0	35.401	--	0	145.916	--
CAMEROON	23.821	103.635	335,06	52.512	237.519	352,31
NIGERIA	595.042	161.199	-72,91	1.960.821	1.848.404	-5,73
GABON	0	49.489	--	0	212.663	--
COTE D'IVOIRE	17.720	18.092	2,10	37.619	75.710	101,25
SENEGAL	262.322	47.738	-81,80	579.738	43.244	-92,54
BENIN	573	70.651	12.230,02	165	373.123	226.035,15
BURKINA FASO	0	18	--	0	487	--
GAMBIA	1.137	16.499	1.351,10	799	12.625	1.480,10
SEYCHELLES	0	8.673	--	0	36.740	--
UGANDA	848	35.921	4.135,97	2.213	95.032	4.194,26
CENTRAL AFRICAN REPUBLIC	16	0	-100,00	23	0	-100,00
DJIBOUTI	55.895	136.792	144,73	168.760	460.300	172,75
SAINT HELENA	12	0	-100,00	32	0	-100,00
SWAZILAND	0	120	--	0	6.573	--
SOUTH AFRICA	308.802	254.802	-17,49	1.033.003	1.049.376	1,58
ZAMBIA	0	19.203	--	0	60.096	--
MAURITIUS	30.415	10.190	-66,50	125.514	36.608	-70,83
AUSTRALIA	1.901.068	2.551.726	34,23	16.351.075	20.459.940	25,13
NEW ZEALAND	450.540	324.446	-27,99	2.459.447	1.967.226	-20,01
NEW CALEDONIA	0	12.066	--	0	37.990	--
VANUATU	43.285	63.490	46,68	106.816	138.106	29,29
AMERICAN SAMOA	0	11.893	--	0	29.465	--
COOK ISLANDS	0	2.819	--	0	1.752	--
FIJI	16.518	67.958	311,42	38.238	163.279	327,01
SAMOA	171.618	181.821	5,95	1.233.691	1.220.218	-1,09
SOLOMON ISLANDS	74.820	96.421	28,87	139.124	190.624	37,02
TONGA	0	3.556	--	0	11.222	--
EAST TIMOR	12.326	61.628	399,98	42.072	119.101	183,09
UNITED STATES	6.135.303	6.258.037	2,00	56.497.279	63.208.942	11,88
CANADA	302.319	644.956	113,34	1.552.101	2.863.141	84,47
MEXICO	929.744	641.845	-30,97	3.192.461	3.980.883	24,70
GUATEMALA	38.968	278.715	615,24	119.906	629.848	425,28
NICARAGUA	19.304	0	-100,00	44.915	0	-100,00
PANAMA	19.137	13.529	-29,30	36.537	133.946	266,60
CUBA	0	375	--	0	34.098	--
SURINAME	0	96	--	0	1.211	--
CHILE	278.379	363.414	30,55	567.537	965.425	70,11
VENEZUELA	101.012	252.882	150,35	195.118	2.169.944	1.012,12
ARGENTINA	113.679	127.939	12,54	568.095	666.263	17,28
BRAZIL	481.894	1.062.391	120,46	3.398.078	5.614.062	65,21
COLOMBIA	155.109	202.449	30,52	405.638	902.712	122,54
PARAGUAY	35.127	2.926	-91,67	69.822	9.667	-86,15
ECUADOR	202.762	284.193	40,16	357.422	613.423	71,62
PERU	14.532	133.011	815,30	35.176	605.328	1.620,86
TRINIDAD AND TOBAGO	15.798	0	-100,00	32.645	0	-100,00
JAMAICA	65.227	1.287	-98,03	124.415	13.829	-88,88
DOMINICAN REPUBLIC	102.513	14.613	-85,75	221.598	77.143	-65,19
HAITI	0	123.405	--	0	351.531	--
ARUBA	2.035	0	-100,00	8.341	0	-100,00
FRENCH POLYNESIA	0	7.122	--	0	102.629	--
SAN MARINO	0	4.833	--	0	66.564	--
UNITED KINGDOM	1.593.835	3.159.182	98,21	5.910.340	12.124.999	105,15
NETHERLANDS	1.126.272	1.059.986	-5,89	5.800.179	6.439.432	11,02
FRANCE	798.554	747.260	-6,42	17.666.946	21.678.422	22,71
GERMANY, FED. REP. OF	438.590	1.005.303	129,21	13.792.141	9.366.958	-32,08



TABEL 5. PERKEMBANGAN EKSPOR INDONESIA MENURUT KOMODITI DAN NEGARA TUJUAN

JENIS BARANG	BERAT BERSIH (KG)		PERUB	NILAI FOB (US \$)		PERUB
	JAN-FEB 2007	JAN-FEB 2008	%	JAN-FEB 2007	JAN-FEB 2008	%
	(1)	(2)	(3)	(4)	(5)	(6)
AUSTRIA	3.117	5.859	87,97	95.335	446.343	368,18
BELGIUM	103.392	1.275.793	1.133,94	700.617	3.160.239	351,07
SWITZERLAND	518.855	31.758	-93,88	2.279.285	1.248.441	-45,23
DENMARK	17.860	5.981	-66,51	862.837	179.737	-79,17
NORWAY	26.276	6.593	-74,91	117.658	116.708	-0,81
SWEDEN	65.348	71.257	9,04	2.142.992	800.471	-62,65
FINLAND	24.177	11.396	-52,86	564.111	209.401	-62,88
IRELAND	0	2	--	0	13	--
ITALY	687.704	1.164.042	69,26	6.155.447	3.648.193	-40,73
SPAIN	1.963.797	2.587.554	31,76	5.602.641	9.807.553	75,05
PORTUGAL	3.321	38.041	1.045,47	14.166	37.719	166,26
GREECE	785.646	566.648	-27,87	1.546.230	1.689.434	9,26
DEMOCRATIC REPUBLIC OF THE CONC	26.219	5.000	-80,93	45.912	20.300	-55,78
HUNGARY	23.158	22.894	-1,14	522.573	341.501	-34,65
POLAND	234.344	50.098	-78,62	1.253.152	582.244	-53,54
ROMANIA	165	1	-99,39	13.207	104	-99,21
BULGARIA	8	0	-100,00	432	0	-100,00
ALBANIA	0	2.392	--	0	10.948	--
BELARUS	345.946	76.584	-77,86	606.091	235.008	-61,23
KAZAKHSTAN	37.360	30.391	-18,65	125.738	100.341	-20,20
UKRAINE	76.361	47.370	-37,97	376.003	165.736	-55,92
UZBEKISTAN	0	10.214	--	0	34.406	--
LITHUANIA	57.468	0	-100,00	252.822	0	-100,00
ESTONIA	0	120	--	0	10.300	--
GEORGIA	19.900	58.033	191,62	48.878	140.440	187,33
MALTA	1.321	9.535	621,80	7.622	61.824	711,13
SLOVAKIA	20.806	28.132	35,21	303.117	201.282	-33,60
CZECH REPUBLIC	29.663	109.744	269,97	209.612	1.113.301	431,12
RUSSIA FEDERATION	81.223	240.131	195,64	244.011	1.151.733	372,00
<b>-DIODE TRANSISTOR</b>	<b>188.924</b>	<b>117.784</b>	<b>-37,66</b>	<b>19.995.205</b>	<b>23.903.807</b>	<b>19,55</b>
JAPAN	27.837	22.537	-19,04	6.780.371	12.322.860	81,74
HONG KONG	17.547	7.846	-55,29	4.483.964	5.024.932	12,06
KOREA, REPUBLIC OF	295	773	162,03	18.884	98.250	420,28
TAIWAN	13.346	1.296	-90,29	778.807	286.179	-63,25
CHINA	11.098	5.997	-45,96	2.743.956	1.382.079	-49,63
PAPUA NEW GUINEA	172	0	-100,00	672	0	-100,00
THAILAND	630	395	-37,30	7.542	1.462	-80,62
SINGAPORE	110.175	73.596	-33,20	4.356.525	3.355.154	-22,99
PHILIPPINES	429	204	-52,45	29.393	1.551	-94,72
MALAYSIA	1.910	1.022	-46,49	204.634	118.068	-42,30
PAKISTAN	0	20	--	0	77	--
UNITED ARAB EMIRATES	0	17	--	0	169	--
KENYA	1.181	0	-100,00	23.297	0	-100,00
UNITED STATES	2.547	1.794	-29,56	210.973	411.293	94,95
UNITED KINGDOM	1	0	-100,00	69	0	-100,00
GERMANY, FED. REP. OF	1.744	2.072	18,81	298.789	839.270	180,89
AUSTRIA	0	185	--	0	2.583	--
DENMARK	2	0	-100,00	164	0	-100,00
FINLAND	9	30	233,33	57.141	59.880	4,79
RUSSIA FEDERATION	1	0	-100,00	24	0	-100,00
<b>-AUDIO VISUAL</b>	<b>18.031.080</b>	<b>16.191.639</b>	<b>-10,20</b>	<b>418.886.477</b>	<b>376.945.087</b>	<b>-10,01</b>
JAPAN	1.088.093	1.276.936	17,36	31.123.885	33.336.024	7,11
HONG KONG	393.229	533.552	35,68	23.035.902	35.484.544	54,04
KOREA, REPUBLIC OF	237.981	276.499	16,19	12.749.392	27.230.368	113,58
TAIWAN	26.045	41.274	58,47	540.155	1.173.038	117,17
CHINA	226.795	343.366	51,40	8.746.741	16.249.505	85,78
PAPUA NEW GUINEA	17.641	32.101	81,97	50.916	203.606	299,89
THAILAND	260.289	646.174	148,25	4.822.555	5.380.154	11,56
SINGAPORE	4.104.423	2.276.868	-44,53	100.062.416	44.755.749	-55,27
PHILIPPINES	140.025	140.232	0,15	4.828.618	1.419.437	-70,60
MALAYSIA	474.841	920.609	93,88	7.293.090	14.550.100	99,51
MYANMAR (FORM. BURMA)	52.625	35.592	-32,37	406.236	88.465	-78,22
BRUNEI DARUSSALAM	0	1.880	--	0	407	--
VIET NAM	108.613	180.601	66,28	15.515.701	3.745.271	-75,86
MALDIVES	0	24	--	0	1.375	--
INDIA	123.595	45.570	-63,13	2.646.012	1.579.568	-40,30
PAKISTAN	24.517	40.304	64,39	109.722	142.792	30,14
BANGLADESH	0	6.065	--	0	21.380	--
SRI LANKA	32.774	0	-100,00	132.932	0	-100,00
IRAQ	0	5.609	--	0	159.887	--
IRAN (ISLAMIC REPUBLIC OF)	55.419	0	-100,00	911.701	0	-100,00
SAUDI ARABIA	278.987	430.833	54,43	2.078.423	3.915.319	88,38
ISRAEL	0	188.421	--	0	5.271.391	--
KUWAIT	123.453	52.313	-57,63	1.314.076	1.196.036	-8,98
JORDAN	21.584	11.489	-46,77	76.691	219.252	185,89
LEBANON	545	5.751	955,23	23.777	163.939	589,49

TABEL 5. PERKEMBANGAN EKSPOR INDONESIA MENURUT KOMODITI DAN NEGARA TUJUAN

JENIS BARANG	BERAT BERSIH (KG)		PERUB %	NILAI FOB (US \$)		PERUB %
	JAN-FEB 2007	JAN-FEB 2008		JAN-FEB 2007	JAN-FEB 2008	
	(1)	(2)	(3)	(4)	(5)	(6)
YEMEN	20.181	46.894	132,37	50.951	535.380	950,77
OMAN	41.949	69.429	65,51	432.756	5.393.681	1.146,36
SYRIA ARAB REPUBLIC	39.794	108.793	173,39	103.274	325.781	215,45
TURKEY	82.812	40.556	-51,03	1.695.598	1.767.976	4,27
UNITED ARAB EMIRATES	738.517	716.385	-3,00	11.733.619	10.989.070	-6,35
QATAR	34.149	26.822	-21,46	285.164	483.286	69,48
BAHRAIN	1	0	-100,00	24	0	-100,00
CYPRUS	504	0	-100,00	17.415	0	-100,00
EGYPT	6.607	75.458	1.042,09	79.507	1.710.915	2.051,90
LIBYAN ARAB JAMAHIRIYA	7.157	0	-100,00	60.139	0	-100,00
MOROCCO	5	2.770	55.300,00	77	82.470	107.003,90
ALGERIA	4.676	0	-100,00	108.315	0	-100,00
SUDAN	31.697	13.854	-56,29	86.540	76.965	-11,06
ETHIOPIA	0	6.954	--	0	15.048	--
TANZANIA, UNITED REPUBLIC OF	95	0	-100,00	95	0	-100,00
KENYA	2.297	59	-97,43	55.565	2.049	-96,31
GHANA	3.034	3.167	4,38	13.382	19.891	48,64
CAMEROON	625	0	-100,00	941	0	-100,00
NIGERIA	361.860	370.148	2,29	969.898	1.026.246	5,81
MAURITANIA	23.805	0	-100,00	68.573	0	-100,00
BENIN	0	11.127	--	0	5.414	--
UGANDA	0	11.531	--	0	70.658	--
DJIBOUTI	4.875	0	-100,00	131.100	0	-100,00
SOUTH AFRICA	42.204	55.314	31,06	773.549	1.116.811	44,37
MAURITIUS	18	0	-100,00	72	0	-100,00
AUSTRALIA	211.393	262.805	24,32	4.485.342	7.301.725	62,79
NEW ZEALAND	32.219	120.127	272,85	732.753	3.459.892	372,18
NEW CALEDONIA	64	1	-98,44	1.388	50	-96,40
FIJI	12	288	2.300,00	157	5.809	3.600,00
TONGA	0	5	--	0	66	--
EAST TIMOR	80.980	91.661	13,19	2.276.169	60.684	-97,33
UNITED STATES	2.162.091	2.008.412	-7,11	62.837.663	51.498.606	-18,05
CANADA	92.194	44.065	-52,20	3.584.542	2.748.497	-23,32
MEXICO	43.841	154.886	253,29	2.698.362	5.106.166	89,23
GUATEMALA	15.298	6.519	-57,39	91.426	47.892	-47,62
PANAMA	24.657	46.467	88,45	558.669	857.220	53,44
CUBA	0	224	--	0	20.400	--
CHILE	6.693	14.239	112,74	372.449	365.563	-1,85
VENEZUELA	255	1.816	612,16	118.908	170.277	43,20
ARGENTINA	6.937	40	-99,42	302.840	440	-99,85
BRAZIL	35.921	77.356	115,35	1.421.123	1.369.982	-3,60
COLOMBIA	319	653	104,70	133.259	127.713	-4,16
URUGUAY	252	60	-76,19	8.916	13.584	52,36
PERU	585	745	27,35	255.519	175.781	-31,21
PUERTO RICO	546	0	-100,00	174.001	0	-100,00
EL SALVADOR	1	0	-100,00	285	0	-100,00
COSTA RICA	0	10	--	0	2.110	--
FRENCH POLYNESIA	0	2	--	0	26	--
UNITED KINGDOM	739.511	83.564	-88,70	6.153.631	2.775.008	-54,90
NETHERLANDS	419.064	283.686	-32,30	7.911.079	12.705.223	60,60
FRANCE	110.961	131.230	18,27	1.563.077	2.092.014	33,84
GERMANY, FED. REP. OF	1.071.440	993.495	-7,27	14.072.741	8.605.423	-38,85
AUSTRIA	4.802	1.895	-60,54	57.808	301.813	422,10
BELGIUM	1.756.881	1.455.070	-17,18	42.624.087	30.391.142	-28,70
SWITZERLAND	7.480	4.926	-34,14	168.748	668.838	296,35
LUXEMBOURG	0	1	--	0	6	--
DENMARK	4.083	10.900	166,96	99.149	47.097	-52,50
NORWAY	6.924	4.547	-34,33	12.136	5.946	-51,01
SWEDEN	70.894	15.700	-77,85	885.477	348.317	-60,66
FINLAND	665.893	22.250	-96,66	15.482.776	548.339	-96,46
IRELAND	1.467	0	-100,00	20.344	0	-100,00
ITALY	175.179	62.719	-64,20	4.446.048	1.905.294	-57,15
SPAIN	89.536	31.880	-64,39	1.893.488	1.292.471	-31,74
PORTUGAL	2.097	619	-70,48	64.542	97.799	51,53
GREECE	2.133	88	-95,87	68.853	200	-99,71
DEMOCRATIC REPUBLIC OF THE CONG	140	0	-100,00	1.238	0	-100,00
HUNGARY	72.009	47.356	-34,24	621.456	494.853	-20,37
POLAND	17.962	184.677	928,15	540.484	5.801.116	973,32
ROMANIA	2.055	0	-100,00	59.836	0	-100,00
BULGARIA	3.071	2.585	-15,83	80.895	218.905	170,60
KAZAKHSTAN	0	407	--	0	79.115	--
UKRAINE	59.820	3.688	-93,83	252.939	689.091	172,43
ESTONIA	5.462	4.472	-18,13	24.947	21.731	-12,89
GEORGIA	0	2.926	--	0	19.772	--
CROATIA	5.278	0	-100,00	143.530	0	-100,00
SLOVAKIA	20.274	13.840	-31,74	710.515	966.020	35,96
SLOVENIA	0	88	--	0	1.640	--
CZECH REPUBLIC	93.850	392.742	318,48	3.138.711	8.792.865	180,14

TABEL 5. PERKEMBANGAN EKSPOR INDONESIA MENURUT KOMODITI DAN NEGARA TUJUAN

JENIS BARANG	BERAT BERSIH (KG)		PERUB	NILAI FOB (US \$)		PERUB
	JAN-FEB 2007	JAN-FEB 2008	%	JAN-FEB 2007	JAN-FEB 2008	%
	(1)	(2)	(3)	(4)	(5)	(6)
RUSSIA FEDERATION	670.220	554.583	-17,25	4.598.676	4.833.318	5,10
<b>-FOTOGRAFI DAN OPTIK</b>	<b>446.070</b>	<b>586.905</b>	<b>31,57</b>	<b>28.166.409</b>	<b>36.225.837</b>	<b>28,61</b>
JAPAN	15.555	36.558	135,02	1.900.804	2.533.277	33,27
HONG KONG	10.208	11.315	10,84	814.518	537.218	-34,04
KOREA, REPUBLIC OF	942	2.071	119,85	34.917	36.591	4,79
TAIWAN	377	1.608	326,53	62.634	58.361	-6,82
CHINA	16.115	27.937	73,36	1.023.632	1.122.228	9,63
THAILAND	625	3.064	390,24	20.348	65.840	223,57
SINGAPORE	193.692	250.288	29,22	12.822.919	22.865.599	78,32
PHILIPPINES	238	2	-99,16	29.620	115	-99,61
MALAYSIA	7.195	23.620	228,28	193.650	1.975.268	920,02
BRUNEI DARUSSALAM	0	28	--	0	500	--
NEPAL	622	0	-100,00	12.888	0	-100,00
VIET NAM	244	901	269,26	8.099	24.164	198,36
INDIA	7.082	16.736	136,32	348.588	277.698	-20,34
PAKISTAN	1.938	670	-65,43	9.499	14.119	48,64
BANGLADESH	1.307	151	-88,45	5.450	212	-96,11
SRI LANKA	421	335	-20,43	4.704	5.568	18,37
SAUDI ARABIA	2.174	82	-96,23	45.108	1.491	-96,69
SYRIA ARAB REPUBLIC	0	719	--	0	3.737	--
TURKEY	0	25	--	0	10.440	--
UNITED ARAB EMIRATES	2.038	71	-96,52	71.706	4.666	-93,49
EGYPT	440	0	-100,00	700	0	-100,00
ALGERIA	0	35	--	0	738	--
KENYA	0	64	--	0	1.863	--
CAMEROON	0	238	--	0	2.038	--
NIGERIA	187	81	-56,68	1.587	1.068	-32,70
SOUTH AFRICA	631	0	-100,00	13.690	0	-100,00
MAURITIUS	150	0	-100,00	6.035	0	-100,00
AUSTRALIA	333	911	173,57	8.204	23.735	189,31
NEW ZEALAND	60	0	-100,00	1.175	0	-100,00
VANUATU	90	0	-100,00	283	0	-100,00
EAST TIMOR	0	1.725	--	0	1.645	--
UNITED STATES	149.626	146.139	-2,33	7.400.371	3.919.702	-47,03
CANADA	2.691	0	-100,00	435.779	0	-100,00
MEXICO	0	131	--	0	900	--
ARGENTINA	0	13	--	0	237	--
BRAZIL	0	3.136	--	0	29.313	--
COLOMBIA	128	2.772	2.065,63	19.062	73.806	287,19
ECUADOR	0	1.678	--	0	128.923	--
PUERTO RICO	360	0	-100,00	1.224	0	-100,00
COSTA RICA	792	0	-100,00	26.684	0	-100,00
NETHERLANDS ANTILLES	256	0	-100,00	65.947	0	-100,00
UNITED KINGDOM	5.906	31.548	434,17	140.561	910.802	547,98
NETHERLANDS	140	2.499	1.685,00	29.970	181.439	505,40
FRANCE	2.295	5.602	144,10	84.072	351.011	317,51
GERMANY, FED. REP. OF	18.027	10.431	-42,14	2.252.659	635.050	-71,81
BELGIUM	0	70	--	0	405	--
SWITZERLAND	0	157	--	0	20.817	--
DENMARK	0	230	--	0	39.107	--
NORWAY	832	1.785	114,54	155.374	322.380	107,49
FINLAND	3	0	-100,00	911	0	-100,00
ITALY	641	601	-6,24	19.602	13.117	-33,08
SPAIN	1.214	0	-100,00	75.527	0	-100,00
BULGARIA	75	317	322,67	2.706	12.292	354,25
YUGOSLAVIA	7	0	-100,00	3.100	0	-100,00
SLOVAKIA	127	0	-100,00	2.689	0	-100,00
SLOVENIA	0	274	--	0	4.370	--
CZECH REPUBLIC	286	287	0,35	9.413	13.987	48,59
<b>-ALAT UKUR</b>	<b>251.085</b>	<b>109.465</b>	<b>-56,40</b>	<b>1.726.675</b>	<b>2.449.981</b>	<b>41,89</b>
JAPAN	3	133	4.333,33	6.712	14.129	110,50
CHINA	112.495	722	-99,36	377.972	27.140	-92,82
THAILAND	1	617	61.600,00	9	50.233	558.044,44
SINGAPORE	90.464	51.750	-42,79	794.422	456.895	-42,49
MALAYSIA	32.063	266	-99,17	129.392	101.936	-21,22
BRUNEI DARUSSALAM	0	16.882	--	0	586.344	--
VIET NAM	291	1.522	423,02	31.543	83.422	164,47
IRAN (ISLAMIC REPUBLIC OF)	0	8	--	0	1.200	--
SAUDI ARABIA	0	539	--	0	154.000	--
KUWAIT	0	3.626	--	0	31.921	--
YEMEN	7.399	3.045	-58,85	8.596	27.750	222,82
OMAN	0	90	--	0	7.454	--
UNITED ARAB EMIRATES	1.170	3.214	174,70	35.800	42.940	19,94
QATAR	0	44	--	0	3.260	--
EGYPT	90	0	-100,00	28.647	0	-100,00
KENYA	0	59	--	0	2.068	--

TABEL 5. PERKEMBANGAN EKSPOR INDONESIA MENURUT KOMODITI DAN NEGARA TUJUAN

JENIS BARANG	BERAT BERSIH (KG)		PERUB	NILAI FOB (US \$)		PERUB
	JAN-FEB 2007	JAN-FEB 2008	%	JAN-FEB 2007	JAN-FEB 2008	%
	(1)	(2)	(3)	(4)	(5)	(6)
CONGO	102	0	-100,00	500	0	-100,00
AUSTRALIA	60	14.412	23.920,00	1.878	430.603	22.828,81
NEW ZEALAND	3	0	-100,00	401	0	-100,00
UNITED STATES	268	4.455	1.562,31	23.485	231.052	883,83
COLOMBIA	2.999	0	-100,00	6.482	0	-100,00
UNITED KINGDOM	0	3.814	--	0	137.966	--
NETHERLANDS	3	56	1.766,67	12.061	500	-95,85
FRANCE	69	141	104,35	527	6.249	1.085,77
GERMANY, FED. REP. OF	1.716	664	-61,31	15.172	6.664	-56,08
BELGIUM	0	284	--	0	11.340	--
SWITZERLAND	546	3.122	471,79	2.704	34.915	1.191,24
RUSSIA FEDERATION	1.343	0	-100,00	250.372	0	-100,00
<b>-LONCENG, ARLOJI DAN BAGIANNYA</b>	<b>813.116</b>	<b>1.215.610</b>	<b>49,50</b>	<b>13.834.284</b>	<b>22.292.253</b>	<b>61,14</b>
JAPAN	37.455	41.162	9,90	1.087.333	921.081	-15,29
HONG KONG	42.406	73.083	72,34	975.107	1.038.481	6,50
KOREA, REPUBLIC OF	2.036	16.311	701,13	40.782	118.752	191,19
TAIWAN	142.239	147.035	3,37	558.233	608.905	9,08
CHINA	4.375	2.395	-45,26	62.213	92.713	49,03
MACAU	2.703	2.447	-9,47	31.730	4.133	-86,97
PAPUA NEW GUINEA	995	1.333	33,97	4.084	7.574	85,46
THAILAND	9.184	17.581	91,43	256.540	489.708	90,89
SINGAPORE	57.361	88.039	53,48	4.070.001	2.318.840	-43,03
PHILIPPINES	23.959	57.785	141,18	519.169	1.263.721	143,41
MALAYSIA	12.655	31.869	151,83	459.836	654.343	42,30
MYANMAR (FORM. BURMA)	0	1	--	0	1	--
VIET NAM	39.222	60.196	53,48	649.935	1.037.764	59,67
INDIA	134.651	202.354	50,28	1.015.129	1.794.403	76,77
PAKISTAN	1	735	73.400,00	217	9.249	4.162,21
SRI LANKA	1.083	2.985	175,62	15.513	11.913	-23,21
SAUDI ARABIA	0	72	--	0	3.071	--
OMAN	16.887	2.447	-85,51	25.929	34.507	33,08
TURKEY	0	1	--	0	13	--
UNITED ARAB EMIRATES	1.699	2.155	26,84	121.862	34.373	-71,79
QATAR	0	244	--	0	918	--
BAHRAIN	0	500	--	0	2.878	--
MOROCCO	21.023	21.264	1,15	146.930	201.113	36,88
MADAGASCAR	5	0	-100,00	78	0	-100,00
KENYA	47	0	-100,00	883	0	-100,00
REUNION	416	0	-100,00	497	0	-100,00
MOZAMBIQUE	0	2.853	--	0	25.599	--
ANGOLA	0	32.880	--	0	234.060	--
CONGO	182	0	-100,00	43	0	-100,00
CAMEROON	0	29.000	--	0	279.306	--
NIGERIA	6.496	900	-86,15	3.934	19.530	396,44
GABON	0	1.370	--	0	14.330	--
COTE D'IVOIRE	18.714	41.428	121,37	215.410	387.631	79,95
SENEGAL	0	16.394	--	0	120.274	--
SOUTH AFRICA	10.930	8.516	-22,09	164.125	71.532	-56,42
ZAMBIA	0	653	--	0	11.725	--
MAURITIUS	4	0	-100,00	19	0	-100,00
AUSTRALIA	47.028	19.211	-59,15	477.970	337.769	-29,33
NEW ZEALAND	6.585	0	-100,00	87.922	0	-100,00
FIJI	1	0	-100,00	1	0	-100,00
EAST TIMOR	48	0	-100,00	6.299	0	-100,00
UNITED STATES	60.482	60.799	0,52	1.019.162	1.631.640	60,10
CANADA	0	1.362	--	0	37.671	--
MEXICO	167	4.532	2.613,77	1.180	96.156	8.048,81
HONDURAS	0	5	--	0	2.594	--
CUBA	0	101	--	0	4.041	--
CHILE	3.993	1	-99,97	61.726	7	-99,99
VENEZUELA	3	7	133,33	38	31	-18,42
BRAZIL	958	2.666	178,29	5.606	451.989	7.962,59
BOLIVIA	0	100	--	0	412	--
URUGUAY	0	2	--	0	10	--
HAITI	1.035	0	-100,00	13.166	0	-100,00
UNITED KINGDOM	29.353	7.701	-73,76	379.586	173.924	-54,18
NETHERLANDS	126	410	225,40	9.206	5.176	-43,78
FRANCE	11.310	166.919	1.375,85	507.881	5.509.387	984,78
GERMANY, FED. REP. OF	37.654	19.563	-48,05	349.362	1.164.080	233,20
AUSTRIA	11	241	2.090,91	1.062	4.689	341,53
BELGIUM	1.265	0	-100,00	133	0	-100,00
SWITZERLAND	284	49	-82,75	23.590	3.150	-86,65
DENMARK	8	0	-100,00	5.200	0	-100,00
SWEDEN	0	1.248	--	0	42.786	--
FINLAND	87	0	-100,00	2.740	0	-100,00
IRELAND	0	1.295	--	0	100.963	--
ITALY	536	446	-16,79	8.484	6.291	-25,85

TABEL 5. PERKEMBANGAN EKSPOR INDONESIA MENURUT KOMODITI DAN NEGARA TUJUAN

JENIS BARANG	BERAT BERSIH (KG)		PERUB	NILAI FOB (US \$)		PERUB
	JAN-FEB 2007	JAN-FEB 2008	%	JAN-FEB 2007	JAN-FEB 2008	%
	(1)	(2)	(3)	(4)	(5)	(6)
SPAIN	1.040	923	-11,25	18.080	15.762	-12,82
PORTUGAL	23.998	17.932	-25,28	425.513	655.665	54,09
DEMOCRATIC REPUBLIC OF THE CONG	317	0	-100,00	2.800	0	-100,00
HUNGARY	42	1.226	2.819,05	991	108.067	10.804,84
POLAND	0	18	--	0	502	--
MOLDOVA, REPUBLIC OF	3	0	-100,00	10	0	-100,00
ESTONIA	0	1	--	0	6	--
SLOVAKIA	0	524	--	0	73.664	--
CZECH REPUBLIC	0	2.340	--	0	53.380	--
RUSSIA FEDERATION	54	0	-100,00	1.044	0	-100,00
<b>-COKLAT OLAHAN</b>	<b>23.749.599</b>	<b>22.951.033</b>	<b>-3,36</b>	<b>48.011.572</b>	<b>57.863.485</b>	<b>20,52</b>
JAPAN	286.857	176.893	-38,33	802.649	538.825	-32,87
HONG KONG	43.009	29.781	-30,76	96.079	88.997	-7,37
KOREA, REPUBLIC OF	144.933	132.285	-8,73	258.987	341.054	31,69
TAIWAN	25.412	21.749	-14,41	64.537	40.161	-37,77
CHINA	547.960	860.949	57,12	459.269	680.425	48,15
PAPUA NEW GUINEA	0	4.000	--	0	6.360	--
THAILAND	764.559	345.579	-54,80	1.104.218	631.537	-42,81
SINGAPORE	357.176	233.255	-34,69	662.049	411.200	-37,89
PHILIPPINES	1.454.924	1.767.318	21,47	1.051.768	1.557.378	48,07
MALAYSIA	2.742.596	1.417.379	-48,32	881.975	1.987.439	125,34
MYANMAR (FORM. BURMA)	5.000	0	-100,00	5.181	0	-100,00
BRUNEI DARUSSALAM	15.123	25.725	70,11	32.578	76.992	136,33
VIET NAM	95	50.189	52.730,53	325	43.070	13.152,31
MALDIVES	4.420	967	-78,12	8.825	1.524	-82,73
INDIA	180.767	239.005	32,22	160.969	310.815	93,09
PAKISTAN	161.760	85.000	-47,45	132.707	72.250	-45,56
BANGLADESH	13.695	14.822	8,23	25.910	49.001	89,12
SRI LANKA	36.020	56.000	55,47	50.919	40.024	-21,40
IRAN (ISLAMIC REPUBLIC OF)	0	182.000	--	0	154.700	--
SAUDI ARABIA	34.138	39.231	14,92	83.164	63.688	-23,42
KUWAIT	7.106	41.801	488,25	16.558	72.469	337,67
JORDAN	186	0	-100,00	577	0	-100,00
YEMEN	23.666	34.765	46,90	32.000	77.388	141,84
OMAN	0	8.293	--	0	14.600	--
TURKEY	148.000	103.000	-30,41	111.980	87.131	-22,19
UNITED ARAB EMIRATES	420.346	553.436	31,66	1.486.116	2.292.330	54,25
BAHRAIN	34.614	19.736	-42,98	92.158	50.856	-44,82
EGYPT	64.600	160.599	148,61	201.961	524.504	159,71
NAMIBIA	0	3.823	--	0	8.405	--
KENYA	20.324	50.064	146,33	81.576	43.144	-47,11
GUINEA	0	8.666	--	0	23.500	--
ANGOLA	0	14.509	--	0	3	--
CAMEROON	0	5.620	--	0	11.115	--
SIERRA LEONE	0	2.459	--	0	7.700	--
MAURITANIA	0	15.210	--	0	24.083	--
SOUTH AFRICA	509.858	244.748	-52,00	1.029.300	303.489	-70,52
MAURITIUS	56.331	74.713	32,63	123.588	164.795	33,34
AUSTRALIA	1.617.540	1.012.441	-37,41	5.073.322	4.336.097	-14,53
NEW ZEALAND	162.472	220.999	36,02	384.924	522.350	35,70
VANUATU	4.006	0	-100,00	12.591	0	-100,00
FIJI	3.979	36.429	815,53	16.118	72.991	352,85
KIRIBATI	0	43	--	0	94	--
SAMOA	0	3.359	--	0	4.656	--
SOLOMON ISLANDS	0	2.081	--	0	6.632	--
TONGA	0	3.965	--	0	4.570	--
EAST TIMOR	0	4.660	--	0	7.614	--
UNITED STATES	3.678.299	4.591.116	24,82	12.070.712	21.062.868	74,50
MEXICO	169.000	339.000	100,59	124.630	285.679	129,22
CHILE	0	70.000	--	0	49.000	--
ARGENTINA	330.999	0	-100,00	156.370	0	-100,00
BRAZIL	841.500	519.247	-38,30	489.040	285.639	-41,59
COLOMBIA	0	520.000	--	0	241.600	--
URUGUAY	294.999	50.000	-83,05	124.100	38.000	-69,38
ECUADOR	0	80.000	--	0	36.000	--
COSTA RICA	0	20.000	--	0	9.000	--
UNITED KINGDOM	49.800	100	-99,80	31.153	2.200	-92,94
NETHERLANDS	1.660.160	820.011	-50,61	5.887.362	2.865.502	-51,33
FRANCE	1.900.000	2.300.000	21,05	7.722.008	11.587.955	50,06
GERMANY, FED. REP. OF	496.000	495.096	-0,18	1.006.607	1.275.996	26,76
BELGIUM	1.502.600	512.000	-65,93	4.679.094	1.195.405	-74,45
SWITZERLAND	525	857	63,24	8.663	16.680	92,54
ITALY	95	0	-100,00	3	0	-100,00
SPAIN	2.739.940	3.361.426	22,68	1.034.224	1.670.839	61,55
PORTUGAL	2.668	1.866	-30,06	4.000	3.900	-2,50
GREECE	63.000	0	-100,00	27.090	0	-100,00
HUNGARY	33.008	27.500	-16,69	41.165	20.360	-50,54

TABEL 5. PERKEMBANGAN EKSPOR INDONESIA MENURUT KOMODITI DAN NEGARA TUJUAN

JENIS BARANG	BERAT BERSIH (KG)		PERUB	NILAI FOB (US \$)		PERUB
	JAN-FEB 2007	JAN-FEB 2008	%	JAN-FEB 2007	JAN-FEB 2008	%
(1)	(2)	(3)	(4)	(5)	(6)	(7)
ARMENIA	35	0	-100,00	178	0	-100,00
UKRAINE	67.499	16.500	-75,56	41.115	10.676	-74,03
UZBEKISTAN	0	25.000	--	0	21.250	--
LITHUANIA	0	75.000	--	0	63.750	--
LATVIA	14.000	0	-100,00	10.780	0	-100,00
ESTONIA	0	608.000	--	0	1.215.078	--
CROATIA	14.000	53.999	285,71	8.400	46.945	458,87
RUSSIA FEDERATION	0	156.769	--	0	103.207	--
<b>-GULA TETES</b>	<b>30.363.062</b>	<b>65.703.038</b>	<b>116,39</b>	<b>2.422.867</b>	<b>3.681.098</b>	<b>51,93</b>
HONG KONG	0	43.200	--	0	22.680	--
KOREA, REPUBLIC OF	7.800.000	12.682.000	62,59	535.020	697.510	30,37
TAIWAN	22.553.376	34.614.613	53,48	1.876.595	1.824.110	-2,80
SINGAPORE	5.509	5.750	4,37	8.328	32.134	285,85
MALAYSIA	2.771	15.810	470,55	526	23.772	4.419,39
VIET NAM	0	18.337.609	--	0	1.075.159	--
UNITED ARAB EMIRATES	0	10	--	0	13	--
AUSTRALIA	1.406	0	-100,00	2.398	0	-100,00
VANUATU	0	3.618	--	0	4.565	--
UNITED STATES	0	428	--	0	1.155	--
<b>-KERUPUK UDANG</b>	<b>1.043.156</b>	<b>1.406.582</b>	<b>34,84</b>	<b>1.847.149</b>	<b>2.243.212</b>	<b>21,44</b>
JAPAN	19.659	44.717	127,46	32.305	72.372	124,03
HONG KONG	15.362	9.629	-37,32	208.512	17.791	-91,47
KOREA, REPUBLIC OF	85.520	145.767	70,45	125.624	215.704	71,71
TAIWAN	7.450	7.159	-3,91	7.504	7.152	-4,69
CHINA	0	2.400	--	0	2.880	--
SINGAPORE	27.094	36.758	35,67	47.580	42.070	-11,58
MALAYSIA	32.692	87.004	166,13	18.033	49.179	172,72
SAUDI ARABIA	21.715	30.449	40,22	23.476	34.244	45,87
UNITED ARAB EMIRATES	0	897	--	0	2.301	--
AUSTRALIA	32.076	34.006	6,02	60.624	58.679	-3,21
NEW ZEALAND	1.946	0	-100,00	3.121	0	-100,00
UNITED STATES	10.277	37.726	267,09	29.772	95.034	219,21
CANADA	1.500	0	-100,00	3.760	0	-100,00
UNITED KINGDOM	156.825	232.601	48,32	229.549	326.735	42,34
NETHERLANDS	532.673	635.394	19,28	903.482	1.137.006	25,85
FRANCE	45.654	75.737	65,89	96.015	147.099	53,20
BELGIUM	27.593	13.738	-50,21	21.829	14.376	-34,14
SPAIN	11.520	12.600	9,38	21.311	20.590	-3,38
ROMANIA	13.600	0	-100,00	14.652	0	-100,00
<b>-BUAH/SAYURAN OLAHAN</b>	<b>80.858.003</b>	<b>68.861.966</b>	<b>-14,84</b>	<b>49.130.973</b>	<b>52.916.269</b>	<b>7,70</b>
JAPAN	3.405.273	1.961.374	-42,40	2.989.972	1.973.176	-34,01
HONG KONG	511.651	132.682	-74,07	878.186	170.911	-80,54
KOREA, REPUBLIC OF	894.219	1.155.579	29,23	514.570	616.254	19,76
TAIWAN	1.225.964	1.707.612	39,29	751.945	638.876	-15,04
CHINA	687.776	732.360	6,48	210.595	218.450	3,73
THAILAND	1.097	14.668	1.237,10	4.628	29.888	545,81
SINGAPORE	15.893.109	8.828.672	-44,45	8.570.773	7.689.268	-10,29
PHILIPPINES	69.681	15.889	-77,20	67.820	30.250	-55,40
MALAYSIA	14.502.238	9.394.050	-35,22	2.053.460	1.705.912	-16,92
BRUNEI DARUSSALAM	22.855	42.517	86,03	41.821	36.765	-12,09
VIET NAM	5.289.707	5.536.779	4,67	3.672.374	4.914.915	33,83
MALDIVES	8.040	5.691	-29,22	8.616	10.643	23,53
INDIA	21.154.977	15.732.200	-25,63	13.946.266	12.710.821	-8,86
PAKISTAN	249.538	1.020.746	309,05	148.510	594.658	300,42
SRI LANKA	0	10.199	--	0	8.934	--
IRAN (ISLAMIC REPUBLIC OF)	45.538	119.705	162,87	6.082	107.550	1.668,33
SAUDI ARABIA	51.116	115.660	126,27	58.387	119.146	104,06
ISRAEL	0	211.172	--	0	264.219	--
KUWAIT	109.298	0	-100,00	50.231	0	-100,00
JORDAN	72.459	94.342	30,20	136.178	217.389	59,64
LEBANON	59.005	126.648	114,64	251.825	459.440	82,44
YEMEN	700	0	-100,00	10.848	0	-100,00
SYRIA ARAB REPUBLIC	28.800	72.620	152,15	138.383	344.288	148,79
TURKEY	125.025	137.700	10,14	80.019	110.239	37,77
UNITED ARAB EMIRATES	372.561	386.806	3,82	305.114	452.257	48,23
BAHRAIN	36.900	11.700	-68,29	23.567	12.634	-46,39
CYPRUS	12.500	0	-100,00	9.375	0	-100,00
EGYPT	656.633	103.224	-84,28	343.802	66.521	-80,65
MOROCCO	50.000	0	-100,00	30.500	0	-100,00
ALGERIA	17.730	0	-100,00	11.032	0	-100,00
KENYA	12.500	0	-100,00	2.500	0	-100,00
UGANDA	0	151	--	0	418	--
SOUTH AFRICA	146.016	256.627	75,75	67.857	228.306	236,45
MAURITIUS	12.500	25.000	100,00	7.000	25.125	258,93
AUSTRALIA	121.680	219.663	80,53	70.975	438.896	518,38

TABEL 5. PERKEMBANGAN EKSPOR INDONESIA MENURUT KOMODITI DAN NEGARA TUJUAN

JENIS BARANG	BERAT BERSIH (KG)		PERUB	NILAI FOB (US \$)		PERUB
	JAN-FEB 2007	JAN-FEB 2008	%	JAN-FEB 2007	JAN-FEB 2008	%
(1)	(2)	(3)	(4)	(5)	(6)	(7)
NEW ZEALAND	163.581	19.200	-88,26	140.091	17.962	-87,18
NEW CALEDONIA	1.488	0	-100,00	1.800	0	-100,00
VANUATU	612	0	-100,00	1.926	0	-100,00
FIJI	684	1.085	58,63	1.228	1.817	47,96
KIRIBATI	0	817	--	0	1.760	--
SOLOMON ISLANDS	0	10.490	--	0	13.408	--
EAST TIMOR	0	49.627	--	0	25.903	--
UNITED STATES	5.739.544	6.417.041	11,80	7.221.764	8.547.039	18,35
CANADA	108.442	35.597	-67,17	407.088	126.532	-68,92
MEXICO	86.300	36.240	-58,01	88.600	36.280	-59,05
PANAMA	0	16.296	--	0	17.894	--
CHILE	246.759	114.960	-53,41	136.075	98.004	-27,98
ARGENTINA	641.010	1.105.754	72,50	423.665	799.648	88,75
BRAZIL	193.000	131.000	-32,12	146.800	128.000	-12,81
URUGUAY	103.000	76.000	-26,21	69.795	72.850	4,38
PARAGUAY	75.000	50.000	-33,33	24.000	51.250	113,54
PERU	76.000	0	-100,00	15.000	0	-100,00
JAMAICA	0	25.000	--	0	27.500	--
PUERTO RICO	0	32.836	--	0	24.680	--
COSTA RICA	0	25.000	--	0	24.500	--
UNITED KINGDOM	384.854	503.482	30,82	283.716	332.978	17,36
NETHERLANDS	830.844	2.909.720	250,21	657.893	966.080	46,84
FRANCE	278.999	517.767	85,58	279.033	444.981	59,47
GERMANY, FED. REP. OF	1.900.281	2.807.643	47,75	1.189.307	1.855.634	56,03
AUSTRIA	352.336	479.430	36,07	191.130	296.176	54,96
BELGIUM	250.766	587.554	134,30	243.616	450.342	84,86
DENMARK	145.453	18.216	-87,48	65.922	12.128	-81,60
NORWAY	0	45.885	--	0	54.154	--
SWEDEN	103.762	108.400	4,47	89.282	79.000	-11,52
FINLAND	280.002	537.071	91,81	135.818	383.176	182,12
IRELAND	20.000	12.500	-37,50	6.985	11.875	70,01
ITALY	197.416	261.520	32,47	123.640	192.706	55,86
SPAIN	597.122	2.279.144	281,69	412.627	2.434.272	489,94
PORTUGAL	51.000	50.920	-0,16	37.350	52.296	40,02
GREECE	119.120	193.994	62,86	41.805	128.771	208,03
HUNGARY	50.000	0	-100,00	29.500	0	-100,00
POLAND	575.500	201.919	-64,91	363.815	190.820	-47,55
ROMANIA	0	52.470	--	0	34.124	--
YUGOSLAVIA	0	37.113	--	0	22.630	--
BELARUS	0	36.816	--	0	26.000	--
KAZAKHSTAN	26.000	0	-100,00	26.650	0	-100,00
UKRAINE	52.416	243.388	364,34	23.010	186.216	709,28
UZBEKISTAN	12.500	0	-100,00	7.625	0	-100,00
LITHUANIA	46.773	23.955	-48,78	32.268	26.754	-17,09
LATVIA	45.100	0	-100,00	26.158	0	-100,00
GEORGIA	0	68.400	--	0	54.000	--
SLOVENIA	136.159	18.705	-86,26	80.580	11.520	-85,70
CZECH REPUBLIC	17.622	0	-100,00	6.976	0	-100,00
RUSSIA FEDERATION	1.101.472	546.975	-50,34	635.224	458.460	-27,83
<b>-MINUMAN OLAHAN</b>	<b>13.697.972</b>	<b>14.113.929</b>	<b>3,04</b>	<b>7.197.755</b>	<b>9.547.066</b>	<b>32,64</b>
JAPAN	6.408.458	6.304.469	-1,62	3.619.711	2.913.099	-19,52
HONG KONG	237.966	418.295	75,78	296.653	425.045	43,28
KOREA, REPUBLIC OF	1.662	10.139	510,05	3.190	13.710	329,78
TAIWAN	304.032	217.600	-28,43	231.001	169.595	-26,58
CHINA	590	53.637	8.991,02	378	42.812	11.225,93
MONGOLIA	16.981	0	-100,00	9.774	0	-100,00
PAPUA NEW GUINEA	52.445	102.321	95,10	281.300	1.184.723	321,16
THAILAND	289.997	341.042	17,60	172.790	250.963	45,24
SINGAPORE	3.380.434	3.672.867	8,65	1.094.255	1.720.893	57,27
PHILIPPINES	320.603	248.881	-22,37	158.546	163.540	3,15
MALAYSIA	390.549	735.850	88,41	262.513	722.234	175,12
CAMBODIA	0	44.756	--	0	120.503	--
BRUNEI DARUSSALAM	211.564	346.248	63,66	111.691	275.337	146,52
VIET NAM	401.012	68.557	-82,90	184.172	424.379	130,43
MALDIVES	63.565	7.952	-87,49	43.522	13.203	-69,66
INDIA	17.932	0	-100,00	11.250	0	-100,00
BANGLADESH	1.801	0	-100,00	910	0	-100,00
SRI LANKA	0	18.800	--	0	16.559	--
SAUDI ARABIA	39.002	51.151	31,15	33.060	14.656	-55,67
JORDAN	0	10.962	--	0	29.135	--
LEBANON	8.568	0	-100,00	26.992	0	-100,00
YEMEN	0	14.780	--	0	3.695	--
OMAN	146.205	91.378	-37,50	95.701	59.813	-37,50
UNITED ARAB EMIRATES	237.663	157.081	-33,91	235.907	320.020	35,66
QATAR	18.276	0	-100,00	11.963	0	-100,00
EGYPT	0	18.276	--	0	7.054	--
LIBYAN ARAB JAMAHIRIYA	0	14.275	--	0	47.301	--

TABEL 5. PERKEMBANGAN EKSPOR INDONESIA MENURUT KOMODITI DAN NEGARA TUJUAN

JENIS BARANG	BERAT BERSIH (KG)		PERUB	NILAI FOB (US \$)		PERUB	
	JAN-FEB 2007	JAN-FEB 2008	%	JAN-FEB 2007	JAN-FEB 2008	%	
	(1)	(2)	(3)	(4)	(5)	(6)	(7)
TOGO		12	35.864	298.766,67	12	27.000	224.900,00
GHANA		17.664	0	-100,00	13.455	0	-100,00
SIERRA LEONE		17.664	17.664	0,00	13.455	13.800	2,56
SENEGAL		14.410	0	-100,00	7.281	0	-100,00
BENIN		31.986	0	-100,00	19.884	0	-100,00
SOUTH AFRICA		0	35.866	--	0	27.004	--
AUSTRALIA		758.214	199.653	-73,67	114.577	265.583	131,79
NEW ZEALAND		1.230	795	-35,37	3.857	768	-80,09
VANUATU		75.435	59.025	-21,75	12.609	10.131	-19,65
AMERICAN SAMOA		10.923	535	-95,10	3.994	720	-81,97
FIJI		13.463	0	-100,00	4.637	0	-100,00
SAMOA		0	3.041	--	0	4.235	--
SOLOMON ISLANDS		126.540	47.023	-62,84	29.804	8.940	-70,00
TONGA		0	23.158	--	0	17.528	--
EAST TIMOR		3.723	599.541	16.003,71	1.078	105.204	9.659,18
UNITED STATES		18.540	18.595	0,30	7.830	8.169	4,33
CANADA		2.700	5	-99,81	6.400	5	-99,92
DOMINICAN REPUBLIC		9.550	0	-100,00	10.200	0	-100,00
CAPE VERDE		15.293	0	-100,00	8.424	0	-100,00
UNITED KINGDOM		9.632	0	-100,00	9.123	0	-100,00
NETHERLANDS		14.298	59.751	317,90	10.108	107.998	968,44
GERMANY, FED. REP. OF		0	219	--	0	1.540	--
IRELAND		15	39	160,00	13	13	0,00
SPAIN		7.375	0	-100,00	35.735	0	-100,00
PORTUGAL		0	63.838	--	0	10.159	--
<b>-ROKOK DAN TEMBAKAU OLAHAN</b>	<b>11.374.893</b>	<b>12.242.464</b>	<b>7,63</b>	<b>59.365.137</b>	<b>61.384.032</b>	<b>3,40</b>	
JAPAN		60.858	47.706	-21,61	940.978	537.001	-42,93
HONG KONG		8.165	1.141	-86,03	126.015	5.856	-95,35
KOREA, REPUBLIC OF		1.617	31	-98,08	6.090	132	-97,83
TAIWAN		0	404	--	0	4.881	--
CHINA		0	3.000	--	0	12.000	--
MACAU		18.800	18.800	0,00	81.374	80.671	-0,86
THAILAND		878.510	1.488.833	69,47	3.179.030	6.119.460	92,49
SINGAPORE		1.074.828	1.526.075	41,98	12.689.251	14.297.231	12,67
PHILIPPINES		262.810	82.218	-68,72	1.248.846	484.467	-61,21
MALAYSIA		1.672.094	1.126.718	-32,62	11.109.180	8.892.078	-19,96
CAMBODIA		3.387.322	5.139.109	51,72	12.126.440	20.617.085	70,02
BRUNEI DARUSSALAM		4.054	26.697	558,53	28.038	284.456	914,54
VIET NAM		474.690	325.213	-31,49	2.389.481	1.701.326	-28,80
INDIA		0	2.730	--	0	2.730	--
PAKISTAN		500	664	32,80	1.900	2.792	46,95
SRI LANKA		1.038	10	-99,04	2.682	209	-92,21
SAUDI ARABIA		0	1.700	--	0	13.400	--
JORDAN		86.184	0	-100,00	323.190	0	-100,00
LEBANON		25.536	0	-100,00	95.760	0	-100,00
TURKEY		310.080	147.636	-52,39	1.162.800	633.900	-45,49
UNITED ARAB EMIRATES		79.783	203.118	154,59	428.829	877.646	104,66
QATAR		943	0	-100,00	8.775	0	-100,00
CYPRUS		0	2.051	--	0	35.020	--
EGYPT		28.728	0	-100,00	107.730	0	-100,00
TUNISIA		50.000	19.805	-60,39	75.000	41.789	-44,28
NIGERIA		0	11	--	0	60	--
SOUTH AFRICA		20.000	160	-99,20	3.200	1.175	-63,28
AUSTRALIA		1.101.398	396	-99,96	3.487.382	9.386	-99,73
EAST TIMOR		0	16.685	--	0	210.931	--
UNITED STATES		282.246	931.723	230,11	1.729.175	2.182.876	26,24
CANADA		0	635	--	0	11.390	--
MEXICO		0	11	--	0	208	--
BRAZIL		32.167	21.077	-34,48	162.424	102.184	-37,09
COLOMBIA		0	960	--	0	14.573	--
BOLIVIA		1.959	0	-100,00	22.970	0	-100,00
PARAGUAY		49.396	92.259	86,77	679.000	671.221	-1,15
DOMINICAN REPUBLIC		51.782	0	-100,00	867.268	0	-100,00
NORFOLK ISLANDS		0	118.800	--	0	5.940	--
UNITED KINGDOM		45	109	142,22	687	2.386	247,31
NETHERLANDS		144.444	37.422	-74,09	1.036.150	456.544	-55,94
FRANCE		540	3.000	455,56	7.650	15.450	101,96
GERMANY, FED. REP. OF		495.119	65.664	-86,74	2.119.609	455.167	-78,53
AUSTRIA		495	0	-100,00	7.875	0	-100,00
BELGIUM		219.174	337.229	53,86	1.307.370	1.727.514	32,14
SWITZERLAND		16.200	16.200	0,00	20.668	21.892	5,92
DENMARK		15.664	39.353	151,23	337.633	429.732	27,28
ITALY		0	10.441	--	0	55.033	--
SPAIN		7.895	26.453	235,06	75.965	107.116	41,01
PORTUGAL		43.200	0	-100,00	184.086	0	-100,00
HUNGARY		0	462	--	0	7.617	--
POLAND		209.632	0	-100,00	1.009.512	0	-100,00



TABEL 5. PERKEMBANGAN EKSPOR INDONESIA MENURUT KOMODITI DAN NEGARA TUJUAN

JENIS BARANG	BERAT BERSIH (KG)		PERUB	NILAI FOB (US \$)		PERUB
	JAN-FEB 2007	JAN-FEB 2008	%	JAN-FEB 2007	JAN-FEB 2008	%
	(1)	(2)	(3)	(4)	(5)	(6)
UKRAINE	56.499	0	-100,00	43.694	0	-100,00
LITHUANIA	75	0	-100,00	1.992	0	-100,00
CZECH REPUBLIC	623	635	1,93	10.488	4.478	-57,30
RUSSIA FEDERATION	199.800	359.120	79,74	118.950	247.029	107,67
<b>-DAGING TERNAK</b>	<b>545.992</b>	<b>548.721</b>	<b>0,50</b>	<b>1.948.889</b>	<b>2.314.341</b>	<b>18,75</b>
JAPAN	2.391	160	-93,31	11.334	5.639	-50,25
HONG KONG	48.173	50.294	4,40	71.937	207.548	188,51
KOREA, REPUBLIC OF	5.643	8.739	54,86	25.859	29.613	14,52
TAIWAN	0	500	--	0	1.000	--
SINGAPORE	10.717	0	-100,00	16.586	0	-100,00
MALAYSIA	1.606	6.016	274,60	1.911	6.299	229,62
AUSTRALIA	0	10	--	0	14	--
UNITED STATES	5	0	-100,00	11	0	-100,00
NETHERLANDS	97.553	88.706	-9,07	360.842	384.889	6,66
FRANCE	99.688	83.018	-16,72	411.130	317.970	-22,66
BELGIUM	267.366	279.180	4,42	1.008.106	1.229.701	21,98
SWITZERLAND	12.850	11.938	-7,10	41.173	48.196	17,06
SPAIN	0	20.160	--	0	83.472	--
<b>-DAGING UNGGAS</b>	<b>28</b>	<b>26.000</b>	<b>92.757,14</b>	<b>16.400</b>	<b>29.900</b>	<b>82,32</b>
VIET NAM	0	26.000	--	0	29.900	--
CANADA	28	0	-100,00	16.400	0	-100,00
<b>-IKAN OLAHAN</b>	<b>24.657.400</b>	<b>27.509.425</b>	<b>11,57</b>	<b>82.431.404</b>	<b>105.900.774</b>	<b>28,47</b>
JAPAN	5.136.198	4.979.914	-3,04	15.515.195	19.102.825	23,12
HONG KONG	266.237	318.649	19,69	1.366.111	1.749.531	28,07
KOREA, REPUBLIC OF	505.180	792.907	56,96	623.126	1.539.566	147,07
TAIWAN	307.010	479.138	56,07	398.309	746.673	87,46
CHINA	150.793	178.740	18,53	418.730	143.884	-65,64
THAILAND	1.048.950	795.840	-24,13	441.874	757.549	71,44
SINGAPORE	1.420.845	1.298.003	-8,65	1.907.201	2.192.211	14,94
PHILIPPINES	15.116	45.868	203,44	22.572	59.802	164,94
MALAYSIA	1.021.657	853.798	-16,43	799.489	2.018.728	152,50
CAMBODIA	0	15.904	--	0	4.776	--
VIET NAM	145.218	261.514	80,08	315.673	582.418	84,50
MALDIVES	427	1.311	207,03	564	3.054	441,49
SRI LANKA	802.040	582.237	-27,41	547.955	486.046	-11,30
SAUDI ARABIA	503.961	446.973	-11,31	1.632.870	1.432.524	-12,27
ISRAEL	0	46.975	--	0	88.946	--
JORDAN	465.120	217.056	-53,33	1.241.900	768.510	-38,12
LEBANON	16.319	1.915	-88,27	80.763	5.032	-93,77
YEMEN	0	89.310	--	0	244.924	--
TURKEY	0	6.808	--	0	42.408	--
UNITED ARAB EMIRATES	16.216	28.076	73,14	58.855	86.832	47,54
EGYPT	43.190	0	-100,00	95.110	0	-100,00
LIBYAN ARAB JAMAHIRIYA	578.142	464.511	-19,65	1.400.500	1.390.083	-0,74
MOROCCO	13.801	14.921	8,12	26.060	23.779	-8,75
ALGERIA	24.080	26.000	7,97	31.304	68.900	120,10
SUDAN	0	19.000	--	0	39.786	--
NAMIBIA	22.310	46.477	108,32	73.623	51.973	-29,41
TANZANIA, UNITED REPUBLIC OF	0	17.850	--	0	17.500	--
MADAGASCAR	0	15.500	--	0	24.900	--
REUNION	14.653	31.228	113,12	76.450	173.232	126,60
EQUATORIAL GUINEA	0	77.500	--	0	124.500	--
TOGO	15.500	63.430	309,23	17.260	96.580	459,56
GHANA	692.937	114.859	-83,42	746.635	165.316	-77,86
LIBERIA	0	18.000	--	0	43.200	--
ANGOLA	0	68.579	--	0	66.850	--
CONGO	0	49.000	--	0	92.400	--
CAMEROON	304.792	62.000	-79,66	322.180	91.400	-71,63
NIGERIA	15.500	35.000	125,81	17.200	56.000	225,58
SIERRA LEONE	0	46.500	--	0	64.800	--
GABON	35.463	50.410	42,15	34.236	52.180	52,41
COTE D'IVOIRE	0	77.500	--	0	132.300	--
MAURITANIA	0	18.000	--	0	40.320	--
BENIN	0	170.500	--	0	171.960	--
SOUTH AFRICA	130.000	51.131	-60,67	178.100	91.730	-48,50
ZIMBABWE	0	31.000	--	0	49.200	--
COMOROS	0	18.000	--	0	43.200	--
MAURITIUS	51.134	43.850	-14,24	68.993	57.658	-16,43
AUSTRALIA	350.319	383.935	9,60	1.261.530	1.507.780	19,52
NEW ZEALAND	46.052	13.203	-71,33	155.370	63.528	-59,11
SAMOA	0	36.312	--	0	35.600	--
EAST TIMOR	20.000	45.582	127,91	71.263	41.494	-41,77
UNITED STATES	7.179.142	9.290.780	29,41	41.702.626	53.660.937	28,68
CANADA	434.438	333.552	-23,22	1.568.224	1.324.588	-15,54
MEXICO	24.322	100.022	311,24	121.697	155.024	27,39

TABEL 5. PERKEMBANGAN EKSPOR INDONESIA MENURUT KOMODITI DAN NEGARA TUJUAN

JENIS BARANG	BERAT BERSIH (KG)		PERUB	NILAI FOB (US \$)		PERUB
	JAN-FEB 2007	JAN-FEB 2008	%	JAN-FEB 2007	JAN-FEB 2008	%
(1)	(2)	(3)	(4)	(5)	(6)	(7)
CHILE	10.713	0	-100,00	6.113	0	-100,00
PUERTO RICO	81.780	128.816	57,52	356.250	566.771	59,09
MARTINIQUE	51.476	0	-100,00	151.722	0	-100,00
NETHERLANDS ANTILLES	0	7.982	--	0	33.183	--
UNITED KINGDOM	292.052	448.985	53,73	1.344.535	1.914.296	42,38
NETHERLANDS	135.653	1.030.568	659,71	392.953	4.058.985	932,94
FRANCE	293.165	256.665	-12,45	469.944	365.281	-22,27
GERMANY, FED. REP. OF	828.530	1.210.818	46,14	1.826.090	3.128.945	71,35
AUSTRIA	15.857	0	-100,00	34.360	0	-100,00
BELGIUM	644.407	447.533	-30,55	3.143.901	1.942.043	-38,23
DENMARK	49.020	18.045	-63,19	303.495	9.023	-97,03
SWEDEN	0	16.368	--	0	52.475	--
IRELAND	0	36.149	--	0	492.101	--
ITALY	68.981	65.613	-4,88	143.907	113.497	-21,13
SPAIN	134.863	35.653	-73,56	548.681	142.483	-74,03
PORTUGAL	0	24.622	--	0	9.410	--
GREECE	3	14.208	473.500,00	9	75.520	839.011,11
DEMOCRATIC REPUBLIC OF THE CONC	86.080	113.439	31,78	86.126	193.396	124,55
POLAND	0	15.857	--	0	51.710	--
BULGARIA	60.555	86.457	42,77	116.519	237.577	103,90
UKRAINE	24.044	24.029	-0,06	50.905	38.216	-24,93
CROATIA	0	32.736	--	0	75.396	--
SLOVENIA	0	49.104	--	0	120.150	--
RUSSIA FEDERATION	63.159	170.710	170,29	116.346	205.379	76,52
<b>-BERAS GILING</b>	<b>66.468</b>	<b>60.101</b>	<b>-9,58</b>	<b>35.857</b>	<b>46.489</b>	<b>29,65</b>
JAPAN	0	348	--	0	357	--
HONG KONG	32	71	121,88	56	124	121,43
TAIWAN	0	43.200	--	0	37.368	--
SINGAPORE	22.500	0	-100,00	15.638	0	-100,00
MALAYSIA	43.624	16.482	-62,22	20.065	8.640	-56,94
SUDAN	312	0	-100,00	98	0	-100,00
<b>-KOPI OLAHAN</b>	<b>15.504</b>	<b>39.811</b>	<b>156,78</b>	<b>23.185</b>	<b>122.612</b>	<b>428,84</b>
JAPAN	4	1	-75,00	170	2	-98,82
HONG KONG	475	0	-100,00	500	0	-100,00
SINGAPORE	15.025	0	-100,00	22.515	0	-100,00
MALAYSIA	0	15.000	--	0	43.635	--
LEBANON	0	8.310	--	0	22.050	--
BELGIUM	0	16.500	--	0	56.925	--
<b>-TEH OLAHAN</b>	<b>6.072.746</b>	<b>1.911.178</b>	<b>-68,53</b>	<b>10.904.691</b>	<b>4.514.359</b>	<b>-58,60</b>
JAPAN	108.805	30.608	-71,87	186.717	65.666	-64,83
HONG KONG	400	249	-37,75	4.734	921	-80,54
KOREA, REPUBLIC OF	0	2.456	--	0	6.255	--
TAIWAN	94.728	113.968	20,31	338.892	204.397	-39,69
CHINA	0	24.000	--	0	27.324	--
MONGOLIA	2.280	2.880	26,32	12.179	15.048	23,56
THAILAND	6.113	35.101	474,20	32.274	133.237	312,83
SINGAPORE	49.396	40.212	-18,59	173.608	176.473	1,65
PHILIPPINES	7.619	59.319	678,57	55.204	257.524	366,50
MALAYSIA	667.967	375.414	-43,80	1.412.834	906.927	-35,81
CAMBODIA	1.068	1.469	37,55	5.466	7.026	28,54
BRUNEI DARUSSALAM	0	2.732	--	0	1.547	--
VIET NAM	25.685	37.899	47,55	119.569	176.244	47,40
INDIA	219.050	30.000	-86,30	328.885	33.800	-89,87
PAKISTAN	602.136	101.866	-83,08	962.404	168.933	-82,45
SRI LANKA	99.375	51.608	-48,07	165.409	86.495	-47,71
AFGHANISTAN	65.184	46.260	-29,03	82.470	59.080	-28,36
IRAN (ISLAMIC REPUBLIC OF)	0	22.440	--	0	37.646	--
SAUDI ARABIA	6.631	26.690	302,50	32.919	81.919	148,85
UNITED ARAB EMIRATES	166.101	60.000	-63,88	251.546	65.400	-74,00
EGYPT	23.960	31.200	30,22	34.126	57.075	67,25
KENYA	0	1	--	0	2	--
AUSTRALIA	288.607	285.080	-1,22	1.166.160	1.123.494	-3,66
NEW ZEALAND	60.271	50.030	-16,99	210.018	157.504	-25,00
FIJI	11.000	0	-100,00	16.830	0	-100,00
EAST TIMOR	0	8.564	--	0	15.365	--
UNITED STATES	647.262	188.575	-70,87	900.222	191.717	-78,70
CANADA	43.820	22.000	-49,79	64.476	21.560	-66,56
SURINAME	1.921	0	-100,00	17.152	0	-100,00
CHILE	68.320	0	-100,00	114.259	0	-100,00
UNITED KINGDOM	1.259.557	81.677	-93,52	1.860.984	121.933	-93,45
NETHERLANDS	559.726	21.918	-96,08	838.494	21.427	-97,44
GERMANY, FED. REP. OF	76.679	31.535	-58,87	111.770	31.070	-72,20
ITALY	595	0	-100,00	1.398	0	-100,00
POLAND	118.480	18.947	-84,01	202.390	124.878	-38,30
KYRGYZSTAN	0	24.480	--	0	34.272	--

TABEL 5. PERKEMBANGAN EKSPOR INDONESIA MENURUT KOMODITI DAN NEGARA TUJUAN

JENIS BARANG	BERAT BERSIH (KG)		PERUB %	NILAI FOB (US \$)		PERUB %
	JAN-FEB 2007	JAN-FEB 2008		JAN-FEB 2007	JAN-FEB 2008	
	(1)	(2)	(3)	(4)	(5)	(6)
UKRAINE	22.000	0	-100,00	22.946	0	-100,00
RUSSIA FEDERATION	768.010	82.000	-89,32	1.178.356	102.700	-91,28
<b>-GULA PASIR</b>	<b>39.103</b>	<b>107.556</b>	<b>175,06</b>	<b>35.184</b>	<b>178.660</b>	<b>407,79</b>
JAPAN	0	31.746	--	0	41.228	--
HONG KONG	1.571	2.516	60,15	2.620	4.263	62,71
SINGAPORE	2.463	451	-81,69	1.321	611	-53,75
MALAYSIA	6.043	8.732	44,50	5.992	4.200	-29,91
JORDAN	0	1.427	--	0	3.012	--
AUSTRALIA	2.500	9.613	284,52	4.363	77.221	1.669,91
UNITED STATES	2.026	4.071	100,94	5.778	10.637	84,09
CANADA	24.500	49.000	100,00	15.110	37.488	148,10
<b>-GULA LAINNYA</b>	<b>1.085.438</b>	<b>1.084.402</b>	<b>-0,10</b>	<b>546.873</b>	<b>718.888</b>	<b>31,45</b>
JAPAN	1.868	511	-72,64	1.499	1.771	18,15
HONG KONG	31.726	28.200	-11,11	24.253	21.819	-10,04
KOREA, REPUBLIC OF	0	1	--	0	4	--
CHINA	18.500	0	-100,00	8.553	0	-100,00
THAILAND	882	204.282	23.061,22	2.792	109.954	3.838,18
SINGAPORE	286.505	156.487	-45,38	162.190	139.874	-13,76
PHILIPPINES	18.507	7	-99,96	8.670	656	-92,43
MALAYSIA	288.775	68.315	-76,34	132.118	60.119	-54,50
BRUNEI DARUSSALAM	0	3.873	--	0	10.627	--
VIET NAM	0	264.000	--	0	137.220	--
MALDIVES	7.453	12.996	74,37	2.221	4.741	113,46
INDIA	74.000	1.808	-97,56	34.200	5.875	-82,82
PAKISTAN	126	2.150	1.606,35	885	4.051	357,74
KUWAIT	37.000	0	-100,00	14.430	0	-100,00
TURKEY	14.000	36.000	157,14	8.255	19.281	133,57
AUSTRALIA	138.762	15.980	-88,48	65.778	14.420	-78,08
NEW ZEALAND	107.500	80.998	-24,65	49.190	57.820	17,54
AMERICAN SAMOA	0	2.018	--	0	2.716	--
TONGA	0	1.114	--	0	1.099	--
UNITED STATES	39.000	74.000	89,74	17.750	42.550	139,72
CANADA	0	66	--	0	132	--
UNITED KINGDOM	12.750	12.750	0,00	7.050	7.178	1,82
NETHERLANDS	8.084	7.046	-12,84	7.039	8.540	21,32
NORWAY	0	37.000	--	0	20.569	--
SPAIN	0	74.800	--	0	47.872	--
<b>-MAKANAN OLAHAN LAINNYA</b>	<b>56.638.985</b>	<b>48.176.369</b>	<b>-14,94</b>	<b>76.452.353</b>	<b>96.595.760</b>	<b>26,35</b>
JAPAN	2.120.567	1.778.804	-16,12	2.695.012	3.337.310	23,83
HONG KONG	1.246.956	1.213.988	-2,64	6.402.690	6.923.722	8,14
KOREA, REPUBLIC OF	707.394	1.287.148	81,96	801.241	1.704.045	112,68
TAIWAN	3.213.792	2.452.400	-23,69	4.457.001	4.018.134	-9,85
CHINA	7.118.844	603.249	-91,53	4.255.545	1.586.181	-62,73
MACAU	0	6.173	--	0	251.096	--
PAPUA NEW GUINEA	365.447	287.613	-21,30	463.262	470.929	1,66
THAILAND	1.500.933	2.083.152	38,79	2.815.877	4.086.304	45,12
SINGAPORE	4.416.672	2.782.086	-37,01	5.986.278	17.495.981	192,27
PHILIPPINES	5.724.568	3.817.670	-33,31	8.259.926	6.364.303	-22,95
MALAYSIA	9.932.464	10.747.769	8,21	10.690.678	14.521.424	35,83
MYANMAR (FORM. BURMA)	7.620	18.464	142,31	28.458	40.680	42,95
CAMBODIA	18.300	17.211	-5,95	110.255	26.411	-76,05
BRUNEI DARUSSALAM	748.105	500.705	-33,07	1.021.950	764.971	-25,15
LAO PEOPLE'S DEMOCRATIC REPUBLIC	0	3.300	--	0	9.170	--
NEPAL	13.961	13.961	0,00	14.920	14.920	0,00
VIET NAM	1.180.428	1.793.373	51,93	2.488.268	3.981.440	60,01
MALDIVES	196.109	241.749	23,27	281.349	420.125	49,33
INDIA	328.138	317.006	-3,39	435.302	512.244	17,68
PAKISTAN	160.507	128.472	-19,96	260.076	429.139	65,01
BANGLADESH	123.555	89.699	-27,40	131.607	145.656	10,67
SRI LANKA	48.010	64.697	34,76	47.932	99.730	108,07
AFGHANISTAN	8.640	0	-100,00	14.800	0	-100,00
IRAN (ISLAMIC REPUBLIC OF)	0	5.081	--	0	15.445	--
SAUDI ARABIA	2.177.756	2.199.483	1,00	3.915.656	4.099.338	4,69
ISRAEL	0	24.980	--	0	47.100	--
KUWAIT	282.655	57.524	-79,65	432.688	124.145	-71,31
JORDAN	360.013	297.133	-17,47	495.437	634.674	28,10
LEBANON	88.873	38.391	-56,80	176.505	76.690	-56,55
YEMEN	9.883	13.498	36,58	14.583	15.946	9,35
OMAN	34.766	12.481	-64,10	48.868	15.130	-69,04
SYRIA ARAB REPUBLIC	102.054	0	-100,00	29.164	0	-100,00
TURKEY	161.184	68.691	-57,38	154.339	49.284	-68,07
UNITED ARAB EMIRATES	902.814	897.044	-0,64	1.422.830	1.685.605	18,47
QATAR	145.345	18.884	-87,01	188.012	46.203	-75,43
BAHRAIN	37.600	62.999	67,55	37.903	92.154	143,13
CYPRUS	12.954	6.508	-49,76	14.496	7.741	-46,60

TABEL 5. PERKEMBANGAN EKSPOR INDONESIA MENURUT KOMODITI DAN NEGARA TUJUAN

JENIS BARANG	BERAT BERSIH (KG)		PERUB %	NILAI FOB (US \$)		PERUB %
	JAN-FEB 2007	JAN-FEB 2008		JAN-FEB 2007	JAN-FEB 2008	
	(1)	(2)	(3)	(4)	(5)	(6)
EGYPT	107.438	85.262	-20,64	173.994	147.874	-15,01
LIBYAN ARAB JAMAHIRIYA	16.573	20.556	24,03	25.223	85.663	239,62
MOROCCO	0	10.182	--	0	16.930	--
ALGERIA	20.000	0	-100,00	8.000	0	-100,00
SUDAN	2	53	2.550,00	15	10	-33,33
NAMIBIA	0	19.756	--	0	28.855	--
TANZANIA, UNITED REPUBLIC OF	4.530	30.272	568,26	13.720	12.287	-10,44
MADAGASCAR	10.181	93.422	817,61	16.918	102.021	503,03
KENYA	39.190	41.455	5,78	54.212	80.219	47,97
REUNION	0	3.491	--	0	8.300	--
TOGO	18.760	0	-100,00	14.183	0	-100,00
GHANA	38.821	59.932	54,38	57.700	98.972	71,53
GUINEA	0	19.275	--	0	55.176	--
ANGOLA	0	101.171	--	0	97.897	--
CAMEROON	12.504	34.919	179,26	13.950	44.786	221,05
NIGERIA	394.821	1.042.844	164,13	681.609	1.902.959	179,19
SIERRA LEONE	0	6.202	--	0	19.420	--
MALI	0	16.236	--	0	194.832	--
BENIN	65.119	148.691	128,34	148.530	330.491	122,51
SEYCHELLES	1.457	10.409	614,41	4.032	24.238	501,14
UGANDA	35.529	1.578	-95,56	46.194	5.256	-88,62
SOUTH AFRICA	245.836	221.417	-9,93	306.268	343.424	12,13
ZIMBABWE	0	4.637	--	0	4.284	--
MAURITIUS	69.011	83.596	21,13	87.927	105.076	19,50
ZAIRE	0	101	--	0	353	--
AUSTRALIA	2.052.243	2.277.163	10,96	2.970.960	3.926.205	32,15
NEW ZEALAND	281.353	279.566	-0,64	433.607	490.530	13,13
MICRONESIA, FEDERATED STATES OF	603	4.658	672,47	3.674	3.564	-2,99
GUAM	595	4.140	595,80	6.160	44.078	615,55
NEW CALEDONIA	12.205	20.694	69,55	15.459	53.547	246,38
VANUATU	25.535	18.856	-26,16	31.493	36.626	16,30
AMERICAN SAMOA	10.504	3.453	-67,13	5.171	6.732	30,19
COOK ISLANDS	0	7.889	--	0	8.569	--
FIJI	98.800	108.554	9,87	145.531	202.893	39,42
KIRIBATI	6.814	7.861	15,37	6.865	17.747	158,51
SAMOA	34.749	55.650	60,15	43.635	79.995	83,33
SOLOMON ISLANDS	43.842	65.680	49,81	53.135	121.221	128,14
TONGA	32.354	104.703	223,62	35.534	113.784	220,21
TUVALU	2.778	5.980	115,26	3.793	14.425	280,31
EAST TIMOR	876	612.488	69.818,72	260	649.006	249.517,69
UNITED STATES	3.488.758	3.243.525	-7,03	5.614.621	5.656.208	0,74
CANADA	360.304	176.903	-50,90	592.508	319.501	-46,08
MEXICO	55.677	179.549	222,48	157.658	453.693	187,77
PANAMA	0	13.317	--	0	21.583	--
SURINAME	13.689	24.604	79,74	22.222	42.111	89,50
CHILE	1.512	4.230	179,76	14.000	11.620	-17,00
VENEZUELA	0	4.838	--	0	4.900	--
BRAZIL	77.636	85.999	10,77	32.485	53.170	63,68
COLOMBIA	0	25.302	--	0	36.258	--
URUGUAY	0	9.802	--	0	26.821	--
TRINIDAD AND TOBAGO	0	797	--	0	8.887	--
JAMAICA	38.736	0	-100,00	25.722	0	-100,00
PUERTO RICO	41.224	97.199	135,78	108.376	52.454	-51,60
DOMINICAN REPUBLIC	51.000	54.537	6,94	12.000	24.165	101,38
COSTA RICA	20.000	0	-100,00	15.000	0	-100,00
BARBADOS	4.635	0	-100,00	12.231	0	-100,00
FRENCH POLYNESIA	7.530	0	-100,00	18.857	0	-100,00
UNITED KINGDOM	163.669	172.577	5,44	322.792	422.814	30,99
NETHERLANDS	4.032.386	2.001.019	-50,38	3.531.599	1.988.544	-43,69
FRANCE	15.536	136.226	776,84	36.916	99.379	169,20
GERMANY, FED. REP. OF	83.764	219.890	162,51	261.194	414.873	58,84
AUSTRIA	21.279	21.060	-1,03	76.158	99.945	31,23
BELGIUM	24.609	58.939	139,50	64.204	319.556	397,72
SWITZERLAND	5.153	1.474	-71,40	6.526	3.654	-44,01
DENMARK	10.000	0	-100,00	4.800	0	-100,00
NORWAY	52.034	23.499	-54,84	87.213	36.384	-58,28
SWEDEN	44.000	35.947	-18,30	15.400	34.421	123,51
FINLAND	11.642	1.040.333	8.836,03	26.749	1.583.481	5.819,78
ITALY	29.399	54.525	85,47	371.295	292.912	-21,11
SPAIN	387.308	315.668	-18,50	494.477	274.847	-44,42
PORTUGAL	30.421	221.829	629,20	22.683	190.924	741,71
GREECE	20.001	53.129	165,63	29.305	67.090	128,94
DEMOCRATIC REPUBLIC OF THE CONG	0	52.086	--	0	54.863	--
POLAND	38.880	0	-100,00	41.462	0	-100,00
BULGARIA	4.920	21.536	337,72	83.025	65.712	-20,85
ARMENIA	1.923	0	-100,00	7.751	0	-100,00
BELARUS	0	10.080	--	0	21.240	--
UKRAINE	41.412	20.140	-51,37	48.912	21.449	-56,15

TABEL 5. PERKEMBANGAN EKSPOR INDONESIA MENURUT KOMODITI DAN NEGARA TUJUAN

JENIS BARANG	BERAT BERSIH (KG)		PERUB	NILAI FOB (US \$)		PERUB
	JAN-FEB 2007	JAN-FEB 2008	%	JAN-FEB 2007	JAN-FEB 2008	%
(1)	(2)	(3)	(4)	(5)	(6)	(7)
LITHUANIA	41.964	24.543	-41,51	31.086	22.996	-26,02
LATVIA	32.704	32.786	0,25	49.484	58.837	18,90
ESTONIA	0	56.755	--	0	89.204	--
CROATIA	3.914	0	-100,00	8.606	0	-100,00
MALTA	42.325	12.324	-70,88	56.267	16.127	-71,34
SLOVAKIA	0	146	--	0	817	--
CZECH REPUBLIC	96.165	64.246	-33,19	100.542	68.809	-31,56
RUSSIA FEDERATION	62.946	20.832	-66,90	47.567	43.896	-7,72
<b>SEMEN</b>	<b>1.199.551.359</b>	<b>669.662.719</b>	<b>-44,17</b>	<b>36.204.323</b>	<b>22.052.088</b>	<b>-39,09</b>
JAPAN	4.800.000	4.719.121	-1,68	196.000	270.921	38,23
HONG KONG	149.128	0	-100,00	28.003	0	-100,00
TAIWAN	4.316.262	2.356.000	-45,42	309.307	175.441	-43,28
SINGAPORE	41.696.027	11.737.923	-71,85	1.235.385	296.335	-76,01
PHILIPPINES	6.249	66.000	956,17	1.616	5.913	265,90
MALAYSIA	103.524.315	22.920.971	-77,86	2.814.581	669.837	-76,20
BRUNEI DARUSSALAM	41.040.600	36.139.403	-11,94	914.102	853.089	-6,67
VIET NAM	14.619.580	8.013.500	-45,19	389.490	236.398	-39,31
MALDIVES	17.325.000	6.100.000	-64,79	675.675	274.700	-59,34
INDIA	50.000.000	0	-100,00	1.300.000	0	-100,00
BANGLADESH	125.488.618	142.170.169	13,29	2.946.897	3.718.072	26,17
SRI LANKA	199.813.891	210.441.353	5,32	7.357.301	8.277.907	12,51
KUWAIT	110.194.698	0	-100,00	3.996.718	0	-100,00
UNITED ARAB EMIRATES	40.412.924	0	-100,00	1.050.736	0	-100,00
TANZANIA, UNITED REPUBLIC OF	0	41.000.000	--	0	1.278.585	--
MADAGASCAR	47.504.860	0	-100,00	1.757.680	0	-100,00
MOZAMBIQUE	56.802.230	0	-100,00	1.600.697	0	-100,00
TOGO	29.500.000	46.859.735	58,85	808.448	1.461.321	80,76
GHANA	200.399.941	122.594.870	-38,82	5.491.961	3.823.154	-30,39
SIERRA LEONE	36.000.000	0	-100,00	986.580	0	-100,00
BENIN	30.000.000	0	-100,00	822.150	0	-100,00
SEYCHELLES	0	2.700.000	--	0	143.100	--
MAURITIUS	19.875.364	0	-100,00	745.053	0	-100,00
AUSTRALIA	24.052.772	0	-100,00	690.347	0	-100,00
NEW ZEALAND	0	37.807	--	0	4.728	--
VANUATU	845.000	0	-100,00	34.273	0	-100,00
AMERICAN SAMOA	300.000	940.000	213,33	12.191	43.821	259,45
SAMOA	380.000	1.800.000	373,68	15.441	83.113	438,26
SOLOMON ISLANDS	60.000	100	-99,83	2.438	4.631	89,95
TONGA	80.000	220.000	175,00	3.251	10.168	212,77
CHRISTMAS ISLANDS	351.000	0	-100,00	14.926	0	-100,00
EAST TIMOR	11.288	1.802.767	15.870,65	1.071	100.871	9.318,39
FRENCH POLYNESIA	0	7.043.000	--	0	319.983	--
UNITED KINGDOM	1.611	0	-100,00	1.995	0	-100,00
GREECE	1	0	-100,00	10	0	-100,00
<b>-DARI ROTAN</b>	<b>4.709.668</b>	<b>941.548</b>	<b>-80,01</b>	<b>9.923.750</b>	<b>2.949.576</b>	<b>-70,28</b>
JAPAN	73.737	44.476	-39,68	289.211	238.801	-17,43
KOREA, REPUBLIC OF	192.935	178.778	-7,34	436.723	380.155	-12,95
TAIWAN	9.228	11.630	26,03	20.986	26.756	27,49
THAILAND	1.529	1.872	22,43	7.535	4.557	-39,52
SINGAPORE	1.133	574	-49,34	799	2.843	255,82
MALAYSIA	272	198	-27,21	731	197	-73,05
BRUNEI DARUSSALAM	0	35	--	0	71	--
VIET NAM	0	3.850	--	0	2.432	--
MALDIVES	1	1.089	108.800,00	80	10.355	12.843,75
INDIA	728	3.465	375,96	425	29.892	6.933,41
IRAN (ISLAMIC REPUBLIC OF)	0	1.174	--	0	612	--
KUWAIT	0	155	--	0	4.978	--
JORDAN	0	1.299	--	0	1.004	--
TURKEY	1.626	3.967	143,97	3.322	7.170	115,83
UNITED ARAB EMIRATES	0	2.820	--	0	33.820	--
REUNION	77	0	-100,00	109	0	-100,00
SEYCHELLES	10	0	-100,00	300	0	-100,00
SOUTH AFRICA	16.567	564	-96,60	44.390	895	-97,98
MAURITIUS	56	0	-100,00	26	0	-100,00
AUSTRALIA	38.126	29.361	-22,99	81.555	69.167	-15,19
NEW ZEALAND	4.111	7.657	86,26	13.516	19.176	41,88
NEW CALEDONIA	510	18	-96,47	312	34	-89,10
VANUATU	297	0	-100,00	469	0	-100,00
COOK ISLANDS	209	0	-100,00	85	0	-100,00
FIJI	1.299	1.586	22,09	5.350	3.067	-42,67
SOLOMON ISLANDS	0	17	--	0	48	--
UNITED STATES	330.316	248.073	-24,90	1.120.754	1.121.699	0,08
CANADA	1.790	9.771	445,87	10.576	28.087	165,57
MEXICO	3.009.874	11.105	-99,63	5.716.751	10.507	-99,82
ARGENTINA	196	0	-100,00	368	0	-100,00
BRAZIL	302	957	216,89	506	1.705	236,96

TABEL 5. PERKEMBANGAN EKSPOR INDONESIA MENURUT KOMODITI DAN NEGARA TUJUAN

JENIS BARANG	BERAT BERSIH (KG)		PERUB	NILAI FOB (US \$)		PERUB
	JAN-FEB 2007	JAN-FEB 2008	%	JAN-FEB 2007	JAN-FEB 2008	%
	(1)	(2)	(3)	(4)	(5)	(6)
COLOMBIA	0	565	--	0	601	--
PUERTO RICO	0	702	--	0	2.580	--
DOMINICAN REPUBLIC	0	90	--	0	100	--
FRENCH GUIANA	149	0	-100,00	136	0	-100,00
FRENCH POLYNESIA	1.819	609	-66,52	1.664	848	-49,04
GUADELOUPE	37	0	-100,00	33	0	-100,00
UNITED KINGDOM	59.737	45.881	-23,20	156.163	136.022	-12,90
NETHERLANDS	174.909	163.084	-6,76	452.802	392.419	-13,34
FRANCE	493.280	25.283	-94,87	937.496	60.626	-93,53
GERMANY, FED. REP. OF	124.306	55.141	-55,64	144.410	83.244	-42,36
AUSTRIA	0	145	--	0	143	--
BELGIUM	62.480	13.402	-78,55	138.354	28.345	-79,51
SWITZERLAND	265	0	-100,00	167	0	-100,00
DENMARK	2.124	4.034	89,92	9.733	12.686	30,34
NORWAY	94	2.467	2.524,47	98	9.779	9.878,57
SWEDEN	5.898	5.799	-1,68	36.852	25.964	-29,55
FINLAND	5.131	3.890	-24,19	48.642	50.065	2,93
ITALY	34.043	21.722	-36,19	57.095	35.656	-37,55
SPAIN	25.657	15.904	-38,01	64.403	72.632	12,78
PORTUGAL	17.965	667	-96,29	87.441	2.741	-96,87
GREECE	14.310	5.202	-63,65	24.236	16.343	-32,57
HUNGARY	74	976	1.218,92	84	3.475	4.036,90
POLAND	1.241	1.688	36,02	7.295	5.216	-28,50
ROMANIA	0	155	--	0	621	--
BULGARIA	0	795	--	0	1.359	--
YUGOSLAVIA	0	4.338	--	0	4.457	--
KAZAKHSTAN	408	516	26,47	904	1.514	67,48
UKRAINE	103	0	-100,00	156	0	-100,00
LATVIA	0	42	--	0	181	--
ESTONIA	705	0	-100,00	702	0	-100,00
CROATIA	0	14	--	0	21	--
CZECH REPUBLIC	0	3.934	--	0	3.868	--
RUSSIA FEDERATION	4	12	200,00	5	42	740,00
<b>-DARI BAHAN LAINNYA</b>	<b>3.464.827</b>	<b>2.566.966</b>	<b>-25,91</b>	<b>7.474.713</b>	<b>7.003.068</b>	<b>-6,31</b>
JAPAN	176.412	257.216	45,80	895.019	968.271	8,18
HONG KONG	5.858	8.017	36,86	8.721	9.707	11,31
KOREA, REPUBLIC OF	97.546	101.415	3,97	166.123	321.744	93,68
TAIWAN	219.616	204.320	-6,96	60.977	75.382	23,62
CHINA	897.738	6.798	-99,24	211.342	17.559	-91,69
PAPUA NEW GUINEA	39	23	-41,03	22	107	386,36
THAILAND	16.716	6.906	-58,69	42.420	21.372	-49,62
SINGAPORE	20.997	11.605	-44,73	31.535	24.575	-22,07
PHILIPPINES	450	71	-84,22	562	49	-91,28
MALAYSIA	69.044	93.051	34,77	67.221	53.107	-21,00
BRUNEI DARUSSALAM	1.124	436	-61,21	413	822	99,03
VIET NAM	0	12	--	0	44	--
MALDIVES	6.855	11.225	63,75	32.568	48.996	50,44
INDIA	3.083	6.282	103,76	3.284	13.360	306,82
SRI LANKA	4.954	588	-88,13	6.916	2.340	-66,17
IRAN (ISLAMIC REPUBLIC OF)	3.609	4.974	37,82	2.694	4.870	80,77
SAUDI ARABIA	235	2.318	886,38	396	1.498	278,28
ISRAEL	0	3.203	--	0	5.683	--
KUWAIT	90	74	-17,78	310	169	-45,48
JORDAN	2.924	142	-95,14	6.415	770	-88,00
LEBANON	5.067	76	-98,50	927	550	-40,67
SYRIA ARAB REPUBLIC	11.200	0	-100,00	1.238	0	-100,00
TURKEY	41.470	1.839	-95,57	87.735	12.672	-85,56
UNITED ARAB EMIRATES	1.583	3.597	127,23	3.136	15.309	388,17
QATAR	170	0	-100,00	363	0	-100,00
BAHRAIN	0	5.077	--	0	16.526	--
CYPRUS	0	601	--	0	1.412	--
EGYPT	230	12.275	5.236,96	623	20.563	3.200,64
MOROCCO	1.899	0	-100,00	4.844	0	-100,00
TUNISIA	9.696	690	-92,88	25.010	3.340	-86,65
ERITREA	280	0	-100,00	1.340	0	-100,00
NAMIBIA	0	17	--	0	161	--
TANZANIA, UNITED REPUBLIC OF	0	972	--	0	460	--
MADAGASCAR	0	1.977	--	0	1.185	--
KENYA	0	5.550	--	0	3.440	--
REUNION	10.064	17.130	70,21	13.935	31.972	129,44
GABON	0	1.044	--	0	861	--
COTE D'IVOIRE	11	0	-100,00	12	0	-100,00
SENEGAL	0	2.002	--	0	2.510	--
SEYCHELLES	7.177	5.449	-24,08	19.380	5.096	-73,70
SOUTH AFRICA	24.601	17.955	-27,02	30.952	26.779	-13,48
MAURITIUS	2.426	5.116	110,88	6.220	24.056	286,75
VIRGIN ISLANDS (BRITISH)	0	1.156	--	0	4.186	--

TABEL 5. PERKEMBANGAN EKSPOR INDONESIA MENURUT KOMODITI DAN NEGARA TUJUAN

JENIS BARANG	BERAT BERSIH (KG)		PERUB	NILAI FOB (US \$)		PERUB
	JAN-FEB 2007	JAN-FEB 2008	%	JAN-FEB 2007	JAN-FEB 2008	%
	(1)	(2)	(3)	(4)	(5)	(6)
AUSTRALIA	190.190	316.997	66,67	168.824	226.757	34,32
NEW ZEALAND	7.938	8.557	7,80	18.382	16.589	-9,75
GUAM	1.274	324	-74,57	4.723	1.276	-72,98
NEW CALEDONIA	6.682	4.837	-27,61	6.741	8.392	24,49
NORTHERN MARIANA ISLANDS	71	0	-100,00	344	0	-100,00
SAINT VINCENT AND THE GRENADINES	0	2.171	--	0	2.546	--
VANUATU	552	980	77,54	363	2.261	522,87
WALLIS AND FUTUNA ISLANDS	0	1.146	--	0	1.999	--
COOK ISLANDS	628	188	-70,06	1.030	2.374	130,49
FIJI	705	1.635	131,91	5.532	5.376	-2,82
EAST TIMOR	0	261	--	0	379	--
UNITED STATES	547.182	469.287	-14,24	2.781.190	2.390.821	-14,04
CANADA	26.838	44.106	64,34	104.676	104.384	-0,28
MEXICO	10.083	12.643	25,39	54.425	20.556	-62,23
NICARAGUA	0	398	--	0	485	--
PANAMA	8.665	0	-100,00	13.716	0	-100,00
CHILE	726	3.868	432,78	1.340	9.177	584,85
VENEZUELA	0	2.552	--	0	1.048	--
ARGENTINA	12.661	13.951	10,19	34.435	28.215	-18,06
BRAZIL	10.782	10.987	1,90	38.100	28.673	-24,74
COLOMBIA	5.811	0	-100,00	17.532	0	-100,00
BAHAMAS	317	7.889	2.388,64	117	6.209	5.206,84
JAMAICA	2.898	747	-74,22	6.309	1.067	-83,09
PUERTO RICO	572	995	73,95	1.848	3.873	109,58
DOMINICAN REPUBLIC	4.743	6.784	43,03	6.079	13.908	128,79
COSTA RICA	3.203	5.143	60,57	2.401	1.700	-29,20
BARBADOS	3.088	176	-94,30	190	639	236,32
ANTIGUA AND BARBUDA	0	444	--	0	1.081	--
ARUBA	0	249	--	0	801	--
BERMUDA	10	70	600,00	96	334	247,92
CAYMAN ISLANDS	742	675	-9,03	200	176	-12,00
FRENCH GUIANA	618	22	-96,44	803	127	-84,18
FRENCH POLYNESIA	18.211	8.792	-51,72	27.615	8.514	-69,17
GRENADA	10.789	0	-100,00	1.732	0	-100,00
MARTINIQUE	460	3.356	629,57	1.506	7.722	412,75
NETHERLANDS ANTILLES	100	248	148,00	747	953	27,58
TURKS AND CAICOS ISLANDS	477	4.500	843,40	3.996	8.100	102,70
GUADELOUPE	3.634	1.806	-50,30	29.435	4.250	-85,56
SAINT KITTS AND NEVIS	0	1	--	0	16	--
UNITED KINGDOM	150.116	60.247	-59,87	484.994	173.033	-64,32
NETHERLANDS	68.357	83.461	22,10	184.452	274.558	48,85
FRANCE	152.325	142.882	-6,20	364.144	378.684	3,99
GERMANY, FED. REP. OF	94.964	88.075	-7,25	195.176	180.856	-7,34
AUSTRIA	1.642	3.911	138,19	8.473	6.634	-21,70
BELGIUM	37.732	80.845	114,26	89.516	222.489	148,55
SWITZERLAND	4.806	2.993	-37,72	18.455	20.709	12,21
DENMARK	21.703	14.388	-33,71	47.465	55.639	17,22
NORWAY	9.015	436	-95,16	22.682	3.227	-85,77
SWEDEN	4.469	2.810	-37,12	18.575	6.243	-66,39
FINLAND	4.758	5.273	10,82	7.621	13.059	71,36
IRELAND	27.301	15	-99,95	24.541	16	-99,93
ITALY	111.577	103.149	-7,55	276.109	325.865	18,02
SPAIN	166.199	143.065	-13,92	439.351	474.261	7,95
PORTUGAL	3.114	7.678	146,56	8.334	37.681	352,14
GREECE	37.330	33.393	-10,55	86.269	78.907	-8,53
HUNGARY	1.665	5.487	229,55	3.543	8.872	150,41
POLAND	21.019	18.614	-11,44	21.064	37.130	76,27
ROMANIA	2.674	24	-99,10	6.071	115	-98,11
BULGARIA	2.488	1.438	-42,20	3.575	3.316	-7,24
YUGOSLAVIA	0	718	--	0	914	--
KAZAKHSTAN	0	53	--	0	63	--
UKRAINE	6.420	995	-84,50	60.948	7.176	-88,23
LITHUANIA	0	99	--	0	607	--
ESTONIA	1.004	67	-93,33	1.000	25	-97,50
CROATIA	4.250	3.613	-14,99	17.328	7.206	-58,41
BOSNIA AND HERZEGOVINA	0	887	--	0	2.499	--
MALTA	768	481	-37,37	1.324	1.300	-1,81
SLOVENIA	956	5.828	509,62	1.540	1.750	13,64
CZECH REPUBLIC	415	0	-100,00	854	0	-100,00
REP. OF MACEDONIA	0	1.084	--	0	1.575	--
RUSSIA FEDERATION	3.946	16.973	330,13	14.229	26.378	85,38
<b>-DARI ROTAN</b>	<b>19.274.828</b>	<b>25.927.666</b>	<b>34,52</b>	<b>55.034.004</b>	<b>58.565.978</b>	<b>6,42</b>
JAPAN	2.052.715	2.017.631	-1,71	6.099.012	5.910.283	-3,09
HONG KONG	9.208	27.125	194,58	44.723	85.981	92,25
KOREA, REPUBLIC OF	121.139	169.447	39,88	210.037	265.874	26,58
TAIWAN	183.492	80.578	-56,09	269.381	154.794	-42,54
CHINA	94.877	75.989	-19,91	258.388	297.253	15,04

TABEL 5. PERKEMBANGAN EKSPOR INDONESIA MENURUT KOMODITI DAN NEGARA TUJUAN

JENIS BARANG	BERAT BERSIH (KG)		PERUB	NILAI FOB (US \$)		PERUB
	JAN-FEB 2007	JAN-FEB 2008	%	JAN-FEB 2007	JAN-FEB 2008	%
	(1)	(2)	(3)	(4)	(5)	(6)
PAPUA NEW GUINEA	1.310	20.524	1.466,72	726	154.648	21.201,38
THAILAND	22.986	23.200	0,93	41.888	54.359	29,77
SINGAPORE	146.684	113.180	-22,84	256.907	220.868	-14,03
PHILIPPINES	1.251	20.545	1.542,29	4.441	33.915	663,68
MALAYSIA	295.050	323.245	9,56	879.194	747.224	-15,01
BRUNEI DARUSSALAM	54	0	-100,00	399	0	-100,00
VIET NAM	707	1.744	146,68	4.339	20.019	361,37
MALDIVES	7.415	24.525	230,75	25.360	76.742	202,61
INDIA	23.629	43.453	83,90	38.600	108.536	181,18
PAKISTAN	12.800	1.977	-84,55	15.542	2.589	-83,34
SRI LANKA	4.205	12.329	193,20	2.288	9.172	300,87
IRAN (ISLAMIC REPUBLIC OF)	0	12.363	--	0	28.151	--
SAUDI ARABIA	14.878	81.127	445,28	37.268	167.260	348,80
ISRAEL	0	12.592	--	0	29.515	--
KUWAIT	69.559	92.127	32,44	72.716	282.632	288,68
JORDAN	505	20.144	3.888,91	3.635	61.540	1.592,98
LEBANON	33.283	51.956	56,10	118.703	113.572	-4,32
OMAN	2.500	16.095	543,80	10.626	34.352	223,28
SYRIA ARAB REPUBLIC	0	11.010	--	0	26.103	--
TURKEY	169.585	259.803	53,20	564.335	522.249	-7,46
UNITED ARAB EMIRATES	80.470	189.632	135,66	281.000	492.657	75,32
QATAR	3.878	23.091	495,44	6.491	145.650	2.143,88
BAHRAIN	24.600	4.613	-81,25	82.625	11.849	-85,66
CYPRUS	54.490	49.321	-9,49	196.932	160.402	-18,55
EGYPT	45.207	22.104	-51,10	88.012	65.416	-25,67
LIBYAN ARAB JAMAHIRIYA	0	12.607	--	0	14.100	--
MOROCCO	14.202	68.670	383,52	28.508	170.706	498,80
TUNISIA	0	1.285	--	0	9.197	--
NAMIBIA	0	5.280	--	0	10.467	--
TANZANIA, UNITED REPUBLIC OF	7.192	15.309	112,86	5.870	25.020	326,24
MADAGASCAR	0	946	--	0	775	--
KENYA	0	4.500	--	0	16.150	--
REUNION	46.382	42.558	-8,24	71.001	94.169	32,63
GUINEA	3.190	0	-100,00	7.872	0	-100,00
ANGOLA	0	5.599	--	0	6.501	--
CONGO	48.600	46.314	-4,70	43.325	56.125	29,54
NIGERIA	17.636	0	-100,00	22.959	0	-100,00
COTE D'IVOIRE	0	3.787	--	0	9.218	--
U.S. VIRGIN ISLANDS	10	163	1.530,00	284	160	-43,66
SEYCHELLES	0	699	--	0	6.017	--
UGANDA	1.067	0	-100,00	2.166	0	-100,00
SOUTH AFRICA	148.280	306.724	106,85	352.904	914.566	159,15
MAURITIUS	10.732	8.287	-22,78	15.788	28.951	83,37
AUSTRALIA	543.572	722.948	33,00	1.194.315	1.432.447	19,94
NEW ZEALAND	49.379	97.876	98,21	103.456	202.027	95,28
GUAM	75	12.424	16.465,33	338	26.702	7.800,00
NEW CALEDONIA	1.157	16.753	1.347,97	2.061	45.242	2.095,15
NORTHERN MARIANA ISLANDS	349	0	-100,00	1.278	0	-100,00
VANUATU	298	4.104	1.277,18	470	2.615	456,38
WALLIS AND FUTUNA ISLANDS	1.441	3.286	128,04	2.782	5.054	81,67
FIJI	1.009	1.250	23,89	2.521	9.941	294,33
SAMOA	316	1.242	293,04	960	2.316	141,25
SOLOMON ISLANDS	0	2.982	--	0	12.986	--
TONGA	0	3.159	--	0	2.392	--
UNITED STATES	2.388.944	2.231.772	-6,58	8.213.781	7.300.885	-11,11
CANADA	99.738	239.494	140,12	355.287	718.340	102,19
MEXICO	69.358	80.663	16,30	195.572	242.622	24,06
GUATEMALA	102	15.702	15.294,12	475	40.547	8.436,21
PANAMA	79.772	53.605	-32,80	163.737	118.115	-27,86
SURINAME	3.200	24.144	654,50	3.198	35.968	1.024,70
CHILE	8.071	28.814	257,01	38.086	72.984	91,63
VENEZUELA	9.981	15.132	51,61	27.177	41.635	53,20
ARGENTINA	29.913	35.322	18,08	54.379	98.374	80,90
BRAZIL	33.376	23.914	-28,35	66.313	135.518	104,36
COLOMBIA	13.977	14.622	4,61	38.847	77.674	99,95
BOLIVIA	779	0	-100,00	1.750	0	-100,00
URUGUAY	2.295	4.422	92,68	2.253	12.485	454,15
PARAGUAY	0	2.636	--	0	7.722	--
PERU	6.854	8.158	19,03	12.922	11.955	-7,48
GUYANA	0	2.882	--	0	2.945	--
TRINIDAD AND TOBAGO	1.051	0	-100,00	5.536	0	-100,00
BAHAMAS	8.527	0	-100,00	9.098	0	-100,00
JAMAICA	0	4.624	--	0	6.580	--
PUERTO RICO	10.893	9.963	-8,54	34.794	23.550	-32,32
DOMINICAN REPUBLIC	50.658	28.513	-43,71	159.227	98.169	-38,35
COSTA RICA	36.352	87.593	140,96	51.482	336.769	554,15
BARBADOS	6.998	0	-100,00	25.103	0	-100,00
ANTIGUA AND BARBUDA	3.275	5.628	71,85	14.680	13.645	-7,05



TABEL 5. PERKEMBANGAN EKSPOR INDONESIA MENURUT KOMODITI DAN NEGARA TUJUAN

JENIS BARANG	BERAT BERSIH (KG)		PERUB %	NILAI FOB (US \$)		PERUB %
	JAN-FEB 2007	JAN-FEB 2008		JAN-FEB 2007	JAN-FEB 2008	
(1)	(2)	(3)	(4)	(5)	(6)	(7)
ARUBA	0	6.874	--	0	13.531	--
CAPE VERDE	4.806	0	-100,00	10.046	0	-100,00
CAYMAN ISLANDS	0	7.782	--	0	2.025	--
DOMINICA	0	948	--	0	2.937	--
FRENCH GUIANA	12.995	4.449	-65,76	22.071	10.545	-52,22
FRENCH POLYNESIA	31.626	42.825	35,41	63.770	81.139	27,24
GRENADA	3.715	0	-100,00	11.214	0	-100,00
MARTINIQUE	57.212	9.574	-83,27	134.159	20.749	-84,53
NETHERLANDS ANTILLES	41.486	14.331	-65,46	103.234	23.448	-77,29
SAINT LUCIA	1.950	0	-100,00	5.845	0	-100,00
GUADELOUPE	42.301	16.343	-61,36	100.131	60.507	-39,57
UNITED KINGDOM	1.211.330	7.408.037	511,56	3.308.228	5.131.408	55,11
NETHERLANDS	1.070.597	1.179.921	10,21	4.336.736	3.316.530	-23,52
FRANCE	843.894	897.895	6,40	2.029.180	2.463.114	21,38
GERMANY, FED. REP. OF	2.633.063	2.497.994	-5,13	7.361.223	7.570.753	2,85
AUSTRIA	42.607	14.330	-66,37	85.834	29.751	-65,34
BELGIUM	938.335	811.462	-13,52	3.022.413	2.769.729	-8,36
SWITZERLAND	33.868	4.919	-85,48	58.965	16.406	-72,18
DENMARK	144.955	129.195	-10,87	394.970	630.361	59,60
NORWAY	49.938	45.711	-8,46	146.593	160.871	9,74
SWEDEN	174.687	141.375	-19,07	466.213	471.301	1,09
FINLAND	217.486	237.681	9,29	521.164	588.652	12,95
IRELAND	142.885	52.563	-63,21	458.554	101.525	-77,86
ITALY	1.754.858	1.525.755	-13,06	4.486.970	4.261.914	-5,02
SPAIN	1.312.745	923.178	-29,68	3.464.804	3.005.537	-13,26
PORTUGAL	115.398	184.092	59,53	263.207	658.827	150,31
ICELAND	1.667	0	-100,00	1.712	0	-100,00
GREECE	301.693	517.906	71,67	801.643	1.372.891	71,26
HUNGARY	69.586	20.263	-70,88	215.388	55.377	-74,29
POLAND	285.736	248.432	-13,06	786.038	704.609	-10,36
ROMANIA	29.887	128.358	329,48	114.531	296.087	158,52
BULGARIA	35.049	20.213	-42,33	59.376	42.936	-27,69
YUGOSLAVIA	7.968	6.925	-13,09	13.715	20.811	51,74
BELARUS	2.094	0	-100,00	7.460	0	-100,00
KAZAKHSTAN	12.364	4.604	-62,76	27.607	14.574	-47,21
UKRAINE	27.978	120.814	331,82	78.390	364.631	365,15
LITHUANIA	0	33.518	--	0	69.538	--
LATVIA	36.421	70.672	94,04	84.229	192.544	128,60
ESTONIA	9.667	20.031	107,21	18.653	69.231	271,15
GEORGIA	3.800	2.382	-37,32	8.166	4.299	-47,35
CROATIA	51.076	57.443	12,47	133.032	149.679	12,51
BOSNIA AND HERZEGOVINA	0	232	--	0	940	--
MALTA	2.639	838	-68,25	5.002	492	-90,16
SLOVAKIA	1.359	96.070	6.969,17	10.800	32.618	202,02
SLOVENIA	79.685	109.357	37,24	222.736	286.735	28,73
CZECH REPUBLIC	42.111	12.058	-71,37	72.656	25.891	-64,36
RUSSIA FEDERATION	155.833	192.491	23,52	571.223	686.604	20,20
<b>-DARI BAHAN LAINNYA</b>	<b>137.654.500</b>	<b>128.312.269</b>	<b>-6,79</b>	<b>290.041.425</b>	<b>314.200.340</b>	<b>8,33</b>
JAPAN	15.846.271	16.520.786	4,26	26.363.837	29.317.647	11,20
HONG KONG	263.327	220.281	-16,35	706.874	566.269	-19,89
KOREA, REPUBLIC OF	2.378.214	2.487.635	4,60	4.649.657	4.723.239	1,58
TAIWAN	1.384.315	1.545.365	11,63	2.311.632	3.466.540	49,96
CHINA	897.695	862.817	-3,89	953.841	1.465.078	53,60
PAPUA NEW GUINEA	0	2.256	--	0	3.761	--
THAILAND	96.589	83.906	-13,13	163.705	266.141	62,57
SINGAPORE	3.015.083	1.239.495	-58,89	3.012.223	2.557.887	-15,08
PHILIPPINES	125.191	492.322	293,26	114.710	419.788	265,96
MALAYSIA	3.038.281	4.465.600	46,98	3.133.705	5.460.359	74,25
MYANMAR (FORM. BURMA)	0	725	--	0	17.573	--
CAMBODIA	5.967	5.387	-9,72	78.600	33.221	-57,73
BRUNEI DARUSSALAM	33.414	46.799	40,06	25.766	57.721	124,02
VIET NAM	71.109	47.005	-33,90	35.339	112.118	217,26
MALDIVES	139.468	160.394	15,00	267.620	363.203	35,72
INDIA	518.742	390.454	-24,73	699.506	676.178	-3,33
PAKISTAN	0	51.203	--	0	33.900	--
SRI LANKA	72.703	127.724	75,68	96.219	80.665	-16,17
AFGHANISTAN	77.316	0	-100,00	62.530	0	-100,00
IRAN (ISLAMIC REPUBLIC OF)	31.104	138.936	346,68	133.032	340.266	155,78
SAUDI ARABIA	312.340	489.345	56,67	307.610	482.471	56,85
ISRAEL	0	229.380	--	0	459.670	--
KUWAIT	205.202	398.863	94,38	274.501	443.368	61,52
JORDAN	102.516	139.204	35,79	151.491	223.903	47,80
LEBANON	115.295	176.756	53,31	159.870	305.013	90,79
YEMEN	210.832	135.435	-35,76	240.962	155.516	-35,46
OMAN	11.646	58.709	404,11	41.282	66.124	60,18
SYRIA ARAB REPUBLIC	461	65.746	14.161,61	2.481	124.343	4.911,81
TURKEY	586.313	547.699	-6,59	1.461.116	2.087.996	42,90

TABEL 5. PERKEMBANGAN EKSPOR INDONESIA MENURUT KOMODITI DAN NEGARA TUJUAN

JENIS BARANG	BERAT BERSIH (KG)		PERUB	NILAI FOB (US \$)		PERUB
	JAN-FEB 2007	JAN-FEB 2008	%	JAN-FEB 2007	JAN-FEB 2008	%
	(1)	(2)	(3)	(4)	(5)	(6)
UNITED ARAB EMIRATES	8.921.614	8.335.570	-6,57	6.112.298	6.480.994	6,03
QATAR	32.106	85.740	167,05	67.649	222.720	229,23
BAHRAIN	116.350	42.717	-63,29	175.645	63.253	-63,99
CYPRUS	107.110	66.537	-37,88	207.153	372.299	79,72
EGYPT	228.426	160.150	-29,89	234.867	356.143	51,64
LIBYAN ARAB JAMAHIRIYA	70.043	24.025	-65,70	55.810	21.070	-62,25
MOROCCO	212.493	196.306	-7,62	204.525	280.184	36,99
TUNISIA	11.883	9.211	-22,49	64.462	58.941	-8,56
ALGERIA	2.639	38.275	1.350,36	6.630	31.721	378,45
SUDAN	30.159	60.325	100,02	25.304	61.557	143,27
NAMIBIA	2.174	19	-99,13	6.520	54	-99,17
ETHIOPIA	129.601	44.336	-65,79	113.559	45.568	-59,87
TANZANIA, UNITED REPUBLIC OF	268.496	113.123	-57,87	274.909	110.855	-59,68
MADAGASCAR	70	7.700	10.900,00	112	9.999	8.827,68
KENYA	77.770	155.346	99,75	47.184	129.992	175,50
REUNION	312.115	2.495.037	699,40	499.293	2.361.015	372,87
MOZAMBIQUE	59.094	10.275	-82,61	85.832	23.902	-72,15
EQUATORIAL GUINEA	16.824	11.494	-31,68	10.834	9.475	-12,54
GHANA	32.129	0	-100,00	42.023	0	-100,00
ANGOLA	73.108	75.402	3,14	64.692	59.344	-8,27
CONGO	32.818	67.838	106,71	22.308	88.435	296,43
CAMEROON	0	47.787	--	0	42.646	--
NIGERIA	10.469	22.957	119,29	10.738	28.602	166,36
SIERRA LEONE	0	8.000	--	0	7.549	--
GABON	19.918	25.488	27,96	24.766	21.547	-13,00
COTE D'IVOIRE	3.120	47.042	1.407,76	3.236	32.922	917,37
SENEGAL	4.000	1.985	-50,38	6.616	2.489	-62,38
MAURITANIA	47.512	0	-100,00	92.920	0	-100,00
MALI	0	21.814	--	0	76.096	--
BENIN	21.902	88.994	306,33	25.543	117.537	360,15
U.S. VIRGIN ISLANDS	15.966	13.218	-17,21	33.373	24.766	-25,79
SEYCHELLES	39.992	19.454	-51,36	53.625	38.192	-28,78
UGANDA	13.079	0	-100,00	19.118	0	-100,00
DJIBOUTI	71.350	250.670	251,32	34.313	165.228	381,53
SAO TOME AND PRINCIPE	0	3.805	--	0	4.089	--
SOUTH AFRICA	904.041	772.421	-14,56	1.561.085	1.341.159	-14,09
MAURITIUS	56.476	139.912	147,74	58.013	497.161	756,98
RWANDA	54.880	0	-100,00	54.878	0	-100,00
VIRGIN ISLANDS (BRITISH)	4.348	2.720	-37,44	11.416	9.853	-13,69
AUSTRALIA	4.632.084	4.914.158	6,09	7.491.704	9.081.797	21,22
NEW ZEALAND	331.717	296.148	-10,72	644.738	731.136	13,40
GUAM	11.234	12.623	12,36	16.293	37.364	129,33
NEW CALEDONIA	140.796	151.573	7,65	204.545	314.922	53,96
SAINT VINCENT AND THE GRENADINES	2.743	23.497	756,62	7.722	69.870	804,82
VANUATU	6.244	4.950	-20,72	4.874	12.510	156,67
WALLIS AND FUTUNA ISLANDS	0	1.321	--	0	2.255	--
COOK ISLANDS	0	148	--	0	1.867	--
FIJI	32.963	27.304	-17,17	66.938	47.323	-29,30
SAMOA	0	1.756	--	0	3.278	--
SOLOMON ISLANDS	0	6.824	--	0	19.048	--
TONGA	0	11.410	--	0	8.634	--
EAST TIMOR	14.380	6.162	-57,15	45.168	24.808	-45,08
UNITED STATES	35.906.465	29.497.724	-17,85	98.846.136	92.933.556	-5,98
CANADA	1.645.563	1.913.320	16,27	4.141.347	5.476.404	32,24
MEXICO	285.350	199.465	-30,10	540.371	538.808	-0,29
GUATEMALA	9.945	23.745	138,76	29.537	39.240	32,85
HONDURAS	0	5.032	--	0	2.850	--
NICARAGUA	0	1.363	--	0	1.652	--
PANAMA	168.829	49.945	-70,42	298.948	87.041	-70,88
SURINAME	6.867	38.829	465,44	13.716	70.641	415,03
CHILE	15.174	24.474	61,29	16.777	80.819	381,72
VENEZUELA	27.985	27.778	-0,74	113.571	42.283	-62,77
ARGENTINA	69.896	94.200	34,77	143.744	185.092	28,77
BRAZIL	79.504	46.907	-41,00	157.264	133.302	-15,24
COLOMBIA	27.212	37.194	36,68	43.590	57.983	33,02
BOLIVIA	17.146	0	-100,00	46.784	0	-100,00
URUGUAY	0	6.868	--	0	7.225	--
ECUADOR	17.490	3.565	-79,62	42.815	38.598	-9,85
PERU	5.200	0	-100,00	4.811	0	-100,00
GUYANA	0	2.852	--	0	3.823	--
TRINIDAD AND TOBAGO	4.076	13.654	234,99	9.940	36.117	263,35
BAHAMAS	8.496	11.737	38,15	46.235	13.302	-71,23
JAMAICA	31.711	46.863	47,78	35.570	91.696	157,79
PUERTO RICO	176.838	161.495	-8,68	344.531	339.904	-1,34
DOMINICAN REPUBLIC	142.401	176.772	24,14	258.738	341.385	31,94
EL SALVADOR	0	8.000	--	0	12.167	--
COSTA RICA	44.578	36.231	-18,72	72.356	85.895	18,71
HAITI	0	6.087	--	0	19.211	--

TABEL 5. PERKEMBANGAN EKSPOR INDONESIA MENURUT KOMODITI DAN NEGARA TUJUAN

JENIS BARANG	BERAT BERSIH (KG)		PERUB %	NILAI FOB (US \$)		PERUB %
	JAN-FEB 2007	JAN-FEB 2008		JAN-FEB 2007	JAN-FEB 2008	
	(1)	(2)	(3)	(4)	(5)	(6)
BARBADOS	8.798	34.787	295,40	20.192	76.590	279,31
ANTIGUA AND BARBUDA	13.264	0	-100,00	9.741	0	-100,00
ANGUILLA	0	5.049	--	0	10.000	--
ARUBA	31.655	28.707	-9,31	58.206	52.944	-9,04
BERMUDA	103	114	10,68	927	548	-40,88
CAYMAN ISLANDS	28.865	0	-100,00	68.606	0	-100,00
DOMINICA	10.545	2.787	-73,57	17.453	8.570	-50,90
FRENCH GUIANA	17.524	14.503	-17,24	29.839	27.933	-6,39
FRENCH POLYNESIA	186.149	93.837	-49,59	257.929	149.635	-41,99
GRENADA	12.709	0	-100,00	13.148	0	-100,00
MARTINIQUE	59.485	142.162	138,99	129.857	249.881	92,43
NETHERLANDS ANTILLES	19.806	116.698	489,21	43.921	241.476	449,80
NORFOLK ISLANDS	33	22.091	66.842,42	186	48.297	25.866,13
SAINT LUCIA	5.278	0	-100,00	21.921	0	-100,00
TURKS AND CAICOS ISLANDS	5.229	7.888	50,85	15.402	23.206	50,67
GUADELOUPE	23.246	126.549	444,39	56.097	310.412	453,35
UNITED KINGDOM	10.905.728	4.678.005	-57,11	16.343.160	15.092.950	-7,65
NETHERLANDS	7.236.119	7.881.986	8,93	19.918.006	23.317.281	17,07
FRANCE	6.786.621	8.444.854	24,43	18.763.933	25.430.994	35,53
GERMANY, FED. REP. OF	5.494.629	3.733.850	-32,05	12.120.638	10.735.200	-11,43
AUSTRIA	169.877	91.084	-46,38	525.227	360.015	-31,46
BELGIUM	5.013.003	5.163.000	2,99	14.584.817	17.385.449	19,20
SWITZERLAND	117.744	108.927	-7,49	381.748	471.783	23,58
LUXEMBOURG	6.428	0	-100,00	19.162	0	-100,00
DENMARK	1.260.998	1.695.412	34,45	4.033.022	6.219.159	54,21
NORWAY	791.693	415.042	-47,58	1.950.977	1.457.764	-25,28
SWEDEN	1.181.710	888.033	-24,85	3.019.410	2.676.219	-11,37
FINLAND	487.957	457.950	-6,15	1.507.529	1.846.686	22,50
IRELAND	1.041.785	558.721	-46,37	2.033.073	1.361.953	-33,01
ITALY	4.144.971	3.742.099	-9,72	9.746.668	10.727.094	10,06
SPAIN	4.725.948	4.078.084	-13,71	9.617.752	9.933.138	3,28
PORTUGAL	370.127	990.584	167,63	778.776	1.575.059	102,25
ICELAND	0	35.904	--	0	95.418	--
GREECE	1.028.436	723.144	-29,69	2.246.043	2.041.898	-9,09
DEMOCRATIC REPUBLIC OF THE CONG	37.872	7.874	-79,21	26.494	8.478	-68,00
HUNGARY	26.629	68.205	156,13	57.080	129.282	126,49
POLAND	210.177	292.783	39,30	457.711	711.660	55,48
ROMANIA	31.097	52.652	69,32	67.891	71.319	5,05
BULGARIA	38.699	20.831	-46,17	71.921	27.456	-61,82
YUGOSLAVIA	0	18.560	--	0	21.321	--
ARMENIA	0	221.828	--	0	307.649	--
KAZAKHSTAN	0	404	--	0	2.349	--
UKRAINE	118.099	74.630	-36,81	261.892	176.848	-32,47
LITHUANIA	4.946	39.985	708,43	21.340	114.083	434,60
LATVIA	51.295	152.300	196,91	96.320	401.690	317,04
ESTONIA	54.408	16.712	-69,28	141.914	58.441	-58,82
GEORGIA	743	0	-100,00	8.017	0	-100,00
CROATIA	171.361	96.850	-43,48	340.386	221.851	-34,82
BOSNIA AND HERZEGOVINA	0	2.164	--	0	6.754	--
MALTA	15.506	21.643	39,58	35.783	32.667	-8,71
SLOVAKIA	31.723	35.386	11,55	45.385	51.855	14,26
SLOVENIA	91.171	108.991	19,55	133.563	401.380	200,52
CZECH REPUBLIC	84.832	167.858	97,87	301.902	562.105	86,19
RUSSIA FEDERATION	93.123	142.868	53,42	192.339	464.479	141,49
<b>-AN ORGANIK</b>	<b>304.800.591</b>	<b>1.090.177.105</b>	<b>257,67</b>	<b>82.190.032</b>	<b>111.794.636</b>	<b>36,02</b>
JAPAN	18.010.353	60.967.024	238,51	5.914.035	17.362.036	193,57
HONG KONG	31.221	42.859	37,28	13.937	14.188	1,80
KOREA, REPUBLIC OF	60.054.990	47.761.920	-20,47	16.973.664	13.984.777	-17,61
TAIWAN	87.184.334	84.605.157	-2,96	23.420.345	24.525.452	4,72
CHINA	1.983.160	796.287.697	40.052,47	1.609.795	22.369.934	1.289,61
PAPUA NEW GUINEA	48.000	0	-100,00	9.205	0	-100,00
THAILAND	19.797.093	13.623.918	-31,18	5.045.405	5.477.475	8,56
SINGAPORE	4.336.559	8.263.422	90,55	2.002.710	2.199.668	9,83
PHILIPPINES	14.332.339	17.649.652	23,15	3.682.032	5.659.448	53,70
MALAYSIA	13.510.305	11.872.584	-12,12	2.942.101	4.131.766	40,44
MYANMAR (FORM. BURMA)	120.000	0	-100,00	50.993	0	-100,00
BRUNEI DARUSSALAM	1.820.000	2.825.000	55,22	224.310	496.215	121,22
VIET NAM	6.379.299	9.528.610	49,37	2.040.502	3.854.542	88,90
INDIA	55.362.280	6.870.185	-87,59	12.335.289	2.086.960	-83,08
PAKISTAN	685.095	821.239	19,87	199.079	326.882	64,20
BANGLADESH	739.916	2.124.807	187,17	143.825	374.924	160,68
SRI LANKA	899.392	1.767.999	96,58	238.471	326.693	36,99
SAUDI ARABIA	153.719	83.160	-45,90	114.793	75.790	-33,98
OMAN	6	0	-100,00	1.400	0	-100,00
TURKEY	0	19.000	--	0	8.020	--
UNITED ARAB EMIRATES	0	120.139	--	0	273.196	--
QATAR	0	21.900	--	0	8.450	--

TABEL 5. PERKEMBANGAN EKSPOR INDONESIA MENURUT KOMODITI DAN NEGARA TUJUAN

JENIS BARANG	BERAT BERSIH (KG)		PERUB	NILAI FOB (US \$)		PERUB
	JAN-FEB 2007	JAN-FEB 2008	%	JAN-FEB 2007	JAN-FEB 2008	%
	(1)	(2)	(3)	(4)	(5)	(6)
BAHRAIN	0	127.680	--	0	146.800	--
EGYPT	0	535.000	--	0	68.920	--
SUDAN	0	107.250	--	0	24.668	--
TANZANIA, UNITED REPUBLIC OF	1.000.000	1.050.000	5,00	97.030	139.410	43,68
MADAGASCAR	135.000	46.000	-65,93	18.041	8.410	-53,38
KENYA	304.000	935.000	207,57	47.250	98.985	109,49
GUINEA	72.000	0	-100,00	31.680	0	-100,00
NIGERIA	10.840	103.516	854,94	28.314	111.863	295,08
SOUTH AFRICA	291.891	123.009	-57,86	126.536	82.605	-34,72
MAURITIUS	499.000	168.500	-66,23	55.485	21.324	-61,57
AUSTRALIA	14.839.492	19.724.162	32,92	3.693.389	6.433.221	74,18
NEW ZEALAND	8.463	193.006	2.180,59	26.867	265.853	889,52
UNITED STATES	794.649	873.324	9,90	296.494	388.998	31,20
CANADA	75.000	41.458	-44,72	54.750	18.357	-66,47
MEXICO	40.000	0	-100,00	13.000	0	-100,00
UNITED KINGDOM	124.000	208.000	67,74	41.316	91.760	122,09
NETHERLANDS	44.100	40.000	-9,30	15.786	18.100	14,66
FRANCE	319.000	107.041	-66,44	138.060	65.614	-52,47
GERMANY, FED. REP. OF	164.026	64.039	-60,96	60.324	26.472	-56,12
AUSTRIA	1.000	0	-100,00	500	0	-100,00
BELGIUM	132.000	65.048	-50,72	44.088	36.469	-17,28
SWEDEN	28.263	0	-100,00	22.617	0	-100,00
FINLAND	100.500	39.800	-60,40	39.338	20.494	-47,90
ITALY	265.306	220.000	-17,08	337.930	95.062	-71,87
SPAIN	44.000	88.000	100,00	15.686	39.875	154,21
DEMOCRATIC REPUBLIC OF THE CONG	40.000	0	-100,00	16.990	0	-100,00
POLAND	0	21.000	--	0	16.275	--
BULGARIA	0	20.000	--	0	9.600	--
LITHUANIA	20.000	20.000	0,00	6.670	9.085	36,21
<b>-ORGANIK</b>	<b>502.975.906</b>	<b>498.004.991</b>	<b>-0,99</b>	<b>427.101.968</b>	<b>418.164.474</b>	<b>-2,09</b>
JAPAN	76.784.990	20.907.464	-72,77	36.247.302	20.885.179	-42,38
HONG KONG	4.098.147	1.102.662	-73,09	6.762.616	1.819.091	-73,10
KOREA, DEMOCRATIC PEOPLE'S REPL	0	79.450	--	0	102.491	--
KOREA, REPUBLIC OF	29.178.381	34.440.901	18,04	22.777.141	27.656.066	21,42
TAIWAN	39.363.066	86.809.296	120,53	37.502.445	16.868.507	-55,02
CHINA	107.205.779	88.755.972	-17,21	101.282.729	91.820.469	-9,34
MACAU	0	18	--	0	720	--
PAPUA NEW GUINEA	0	15.138	--	0	29.455	--
THAILAND	75.185.466	55.893.080	-25,66	72.162.115	43.711.538	-39,43
SINGAPORE	27.468.667	34.745.528	26,49	23.443.438	32.830.589	40,04
PHILIPPINES	6.753.162	8.290.641	22,77	4.368.479	6.209.249	42,14
MALAYSIA	47.390.760	91.072.150	92,17	27.381.294	70.798.436	158,56
MYANMAR (FORM. BURMA)	167.398	189.802	13,38	196.973	241.755	22,74
CAMBODIA	579.033	332.919	-42,50	722.173	396.680	-45,07
BRUNEI DARUSSALAM	728	31.475	4.223,49	927	55.786	5.917,91
LAO PEOPLE'S DEMOCRATIC REPUBLI	690	0	-100,00	495	0	-100,00
NEPAL	0	22.500	--	0	21.200	--
VIET NAM	11.990.320	7.467.273	-37,72	14.092.569	9.207.055	-34,67
MALDIVES	0	4.967	--	0	5.378	--
INDIA	10.845.169	7.856.988	-27,55	7.398.876	8.566.742	15,78
PAKISTAN	2.054.124	1.624.240	-20,93	2.635.401	2.498.122	-5,21
BANGLADESH	411.541	932.204	126,52	395.663	970.649	145,32
SRI LANKA	498.272	760.266	52,58	489.701	935.892	91,11
IRAN (ISLAMIC REPUBLIC OF)	535.000	372.200	-30,43	676.887	515.222	-23,88
SAUDI ARABIA	498.822	1.502.273	201,16	722.085	2.008.702	178,18
ISRAEL	0	162.200	--	0	233.832	--
KUWAIT	27.766	5.821	-79,04	80.009	26.630	-66,72
JORDAN	216.836	0	-100,00	173.107	0	-100,00
OMAN	1.933	0	-100,00	19.000	0	-100,00
SYRIA ARAB REPUBLIC	33.749	180.000	433,35	29.557	200.527	578,44
TURKEY	7.557.545	1.138.975	-84,93	6.687.124	1.693.047	-74,68
UNITED ARAB EMIRATES	190.260	4.594.217	2.314,70	222.397	7.097.677	3.091,44
QATAR	0	12.109	--	0	36.696	--
CYPRUS	0	17.499	--	0	21.366	--
EGYPT	243.800	818.049	235,54	223.576	1.200.861	437,12
MOROCCO	40.000	21.600	-46,00	53.000	11.208	-78,85
TUNISIA	0	33.600	--	0	56.717	--
ALGERIA	18.750	20.900	11,47	36.413	34.485	-5,29
SUDAN	104.500	0	-100,00	60.578	0	-100,00
TANZANIA, UNITED REPUBLIC OF	87.200	192.500	120,76	44.496	309.858	596,37
MADAGASCAR	0	14.400	--	0	23.976	--
KENYA	127.156	235.776	85,42	79.435	371.412	367,57
MOZAMBIQUE	0	60.000	--	0	95.400	--
GHANA	99.450	155.805	56,67	75.051	135.457	80,49
GUINEA	1	0	-100,00	10	0	-100,00
ANGOLA	0	1.512.000	--	0	922.320	--
CAMEROON	21.600	60.000	177,78	10.212	98.000	859,66

TABEL 5. PERKEMBANGAN EKSPOR INDONESIA MENURUT KOMODITI DAN NEGARA TUJUAN

JENIS BARANG	BERAT BERSIH (KG)		PERUB	NILAI FOB (US \$)		PERUB
	JAN-FEB 2007	JAN-FEB 2008	%	JAN-FEB 2007	JAN-FEB 2008	%
	(1)	(2)	(3)	(4)	(5)	(6)
NIGERIA	1.948.533	2.424.300	24,42	1.081.366	3.016.698	178,97
SIERRA LEONE	53.071	0	-100,00	65.278	0	-100,00
COTE D'IVOIRE	104.800	430.400	310,69	51.616	249.712	383,79
BENIN	9.090	0	-100,00	17.675	0	-100,00
SWAZILAND	250	1	-99,60	17.290	5	-99,97
SOUTH AFRICA	704.206	338.394	-51,95	611.318	294.372	-51,85
ZAMBIA	100.000	0	-100,00	57.500	0	-100,00
MALAWI	20.000	200.000	900,00	11.400	314.500	2.658,77
MAURITIUS	33.673	43.435	28,99	43.092	69.706	61,76
AUSTRALIA	3.012.453	3.753.438	24,60	3.132.424	5.021.553	60,31
NEW ZEALAND	616.549	650.601	5,52	663.055	861.149	29,88
NEW CALEDONIA	1.149	0	-100,00	1.370	0	-100,00
FIJI	244	0	-100,00	2.436	0	-100,00
EAST TIMOR	38.422	0	-100,00	69.588	0	-100,00
UNITED STATES	7.940.473	7.208.501	-9,22	8.234.579	12.234.145	48,57
CANADA	462.823	555.819	20,09	556.701	789.238	41,77
MEXICO	275.372	59.801	-78,28	570.953	64.684	-88,67
GUATEMALA	35.000	64.800	85,14	49.360	35.938	-27,19
PANAMA	0	22.000	--	0	46.570	--
CHILE	512.900	63.800	-87,56	478.034	95.846	-79,95
VENEZUELA	157.499	0	-100,00	211.776	0	-100,00
ARGENTINA	589.750	343.014	-41,84	635.785	468.760	-26,27
BRAZIL	1.500.366	796.716	-46,90	1.318.259	1.080.591	-18,03
COLOMBIA	376.000	106.200	-71,76	556.109	145.537	-73,83
BOLIVIA	0	20.000	--	0	47.500	--
URUGUAY	17.500	1.000	-94,29	22.678	129.532	471,18
PARAGUAY	40.000	43.200	8,00	23.037	24.242	5,23
ECUADOR	0	18.000	--	0	20.520	--
PERU	155.200	57.600	-62,89	223.392	80.121	-64,13
TRINIDAD AND TOBAGO	0	174	--	0	1.375	--
PUERTO RICO	500	0	-100,00	26.340	0	-100,00
DOMINICAN REPUBLIC	52.500	18.000	-65,71	65.208	35.608	-45,39
EL SALVADOR	0	20.000	--	0	34.000	--
COSTA RICA	17.500	0	-100,00	24.630	0	-100,00
UNITED KINGDOM	1.543.657	984.583	-36,22	1.767.825	1.651.640	-6,57
NETHERLANDS	9.198.319	9.194.386	-0,04	9.185.991	12.487.802	35,94
FRANCE	748.450	456.201	-39,05	1.016.812	777.651	-23,52
GERMANY, FED. REP. OF	3.512.947	2.490.872	-29,09	5.238.935	4.263.530	-18,62
AUSTRIA	0	330	--	0	16.500	--
BELGIUM	9.076.040	7.146.347	-21,26	12.079.860	11.322.956	-6,27
SWITZERLAND	6.340	95.010	1.398,58	55.522	224.960	305,17
DENMARK	40.000	277.255	593,14	76.314	230.701	202,30
NORWAY	42.661	32.654	-23,46	59.169	108.710	83,73
SWEDEN	380.000	324.000	-14,74	494.932	507.567	2,55
FINLAND	68.000	489.400	619,71	100.065	671.963	571,53
IRELAND	4.000	44.400	1.010,00	217.020	406.297	87,22
ITALY	4.878.543	586.400	-87,98	4.641.105	857.855	-81,52
SPAIN	1.327.157	1.749.204	31,80	2.192.298	2.543.777	16,03
PORTUGAL	152.500	40.000	-73,77	167.419	55.960	-66,57
GREECE	52.500	191.060	263,92	65.827	281.095	327,02
DEMOCRATIC REPUBLIC OF THE CONG	14.400	128.800	794,44	23.184	214.060	823,31
HUNGARY	56.448	14.700	-73,96	129.266	34.031	-73,67
POLAND	707.000	1.330.000	88,12	859.447	1.806.523	110,20
ROMANIA	35.000	0	-100,00	49.245	0	-100,00
BULGARIA	98.200	51.610	-47,44	79.338	77.260	-2,62
UKRAINE	140.000	88.750	-36,61	189.980	162.113	-14,67
LITHUANIA	136.000	240.980	77,19	208.477	394.288	89,13
LATVIA	35.000	35.000	0,00	47.341	57.560	21,59
ESTONIA	0	14.400	--	0	12.722	--
SLOVENIA	187.498	105.000	-44,00	231.475	135.466	-41,48
CZECH REPUBLIC	143.000	41.000	-71,33	210.514	74.257	-64,73
RUSSIA FEDERATION	1.836.362	2.168.597	18,09	1.839.084	2.900.886	57,74
<b>-LAINNYA</b>	<b>287.903.400</b>	<b>33.841.188</b>	<b>-88,25</b>	<b>124.211.264</b>	<b>26.588.337</b>	<b>-78,59</b>
JAPAN	28.198.396	20.101	-99,93	14.291.304	22.264	-99,84
HONG KONG	132.640	236	-99,82	226.005	929	-99,59
KOREA, REPUBLIC OF	50.033.840	18.006.567	-64,01	27.570.214	13.644.890	-50,51
TAIWAN	48.826.026	10.840	-99,98	23.855.470	13.899	-99,94
CHINA	19.189.146	497.538	-97,41	9.320.778	625.046	-93,29
THAILAND	4.204.005	9.006.203	114,23	2.691.419	7.224.974	168,44
SINGAPORE	136.431.828	3.026.601	-97,78	45.345.127	2.321.834	-94,88
PHILIPPINES	153.594	64.557	-57,97	166.735	75.669	-54,62
MALAYSIA	26.947	3.154.451	11.606,13	14.327	2.574.045	17.866,39
MYANMAR (FORM. BURMA)	619.662	0	-100,00	609.403	0	-100,00
CAMBODIA	48	0	-100,00	693	0	-100,00
BRUNEI DARUSSALAM	0	17.014	--	0	18.440	--
VIET NAM	33.419	14.039	-57,99	48.307	22.295	-53,85
INDIA	1.246	0	-100,00	3.095	0	-100,00

TABEL 5. PERKEMBANGAN EKSPOR INDONESIA MENURUT KOMODITI DAN NEGARA TUJUAN

JENIS BARANG	BERAT BERSIH (KG)		PERUB %	NILAI FOB (US \$)		PERUB %
	JAN-FEB 2007	JAN-FEB 2008		JAN-FEB 2007	JAN-FEB 2008	
(1)	(2)	(3)	(4)	(5)	(6)	(7)
PAKISTAN	0	1.298	--	0	5.979	--
BANGLADESH	32.000	0	-100,00	37.400	0	-100,00
SRI LANKA	4.548	4.289	-5,69	9.791	8.815	-9,97
UNITED ARAB EMIRATES	351	131	-62,68	2.447	433	-82,30
AUSTRALIA	0	17.301	--	0	23.822	--
NEW ZEALAND	15.704	0	-100,00	18.749	0	-100,00
UNITED STATES	0	20	--	0	5.000	--
GERMANY, FED. REP. OF	0	2	--	0	3	--
<b>PUPUK</b>	<b>6.579.904</b>	<b>36.717.451</b>	<b>458,02</b>	<b>986.180</b>	<b>10.325.238</b>	<b>946,99</b>
JAPAN	5.045.457	5.330.524	5,65	617.344	703.147	13,90
KOREA, REPUBLIC OF	126.381	360.000	184,85	21.335	34.820	63,21
TAIWAN	139.097	57.680	-58,53	19.724	12.904	-34,58
CHINA	0	20.000	--	0	6.100	--
SINGAPORE	88.253	107.000	21,24	9.399	10.883	15,79
PHILIPPINES	220.000	3.546.883	1.512,22	30.060	1.074.840	3.475,65
MALAYSIA	90.001	983.000	992,21	9.259	167.100	1.704,73
BRUNEI DARUSSALAM	0	9	--	0	1	--
LAO PEOPLE'S DEMOCRATIC REPUBLIC	516	0	-100,00	370	0	-100,00
VIET NAM	0	815.000	--	0	89.175	--
MALDIVES	176	0	-100,00	232	0	-100,00
BANGLADESH	0	3.000.000	--	0	970.500	--
KENYA	129.023	230.000	78,26	30.600	110.400	260,78
AUSTRALIA	459.000	1.602.000	249,02	99.957	285.322	185,44
NEW ZEALAND	0	242.000	--	0	38.885	--
UNITED STATES	22.000	20.314.263	92.237,56	7.700	6.658.407	86.372,82
BRAZIL	0	43.092	--	0	154.174	--
FRANCE	0	66.000	--	0	8.580	--
IRELAND	220.000	0	-100,00	33.000	0	-100,00
SPAIN	40.000	0	-100,00	107.200	0	-100,00
<b>PRODUK PHARMASI</b>	<b>1.592.423</b>	<b>1.565.969</b>	<b>-1,66</b>	<b>23.052.487</b>	<b>24.641.662</b>	<b>6,89</b>
JAPAN	16.736	32.304	93,02	819.899	1.369.136	66,99
HONG KONG	12.244	7.254	-40,75	326.974	172.364	-47,29
KOREA, REPUBLIC OF	15.199	20.108	32,30	2.755.913	3.697.896	34,18
TAIWAN	838	374	-55,37	103.147	29.706	-71,20
CHINA	6.805	20.374	199,40	1.006.979	406.740	-59,61
MONGOLIA	5.217	11.921	128,50	67.592	35.379	-47,66
MACAU	0	384	--	0	3.069	--
PAPUA NEW GUINEA	353	4.474	1.167,42	516	13.551	2.526,16
THAILAND	91.014	223.287	145,33	2.852.009	2.431.471	-14,75
SINGAPORE	54.599	67.633	23,87	659.822	735.712	11,50
PHILIPPINES	149.350	245.754	64,55	1.835.867	2.889.898	57,41
MALAYSIA	172.969	163.667	-5,38	315.146	967.093	206,87
MYANMAR (FORM. BURMA)	44.356	147.718	233,03	375.067	1.059.483	182,48
CAMBODIA	10.975	38.823	253,74	335.007	573.486	71,19
BRUNEI DARUSSALAM	2.030	4.922	142,46	10.271	27.490	167,65
NEPAL	1.041	0	-100,00	142.811	0	-100,00
VIET NAM	31.186	41.815	34,08	1.125.412	1.557.154	38,36
INDIA	2.687	1.460	-45,66	4.657.241	1.832.693	-60,65
PAKISTAN	47.004	18.294	-61,08	148.927	89.696	-39,77
BANGLADESH	3.852	0	-100,00	194.771	0	-100,00
SRI LANKA	649.814	76.593	-88,21	1.259.412	599.912	-52,37
AFGHANISTAN	5.975	13.576	127,21	176.693	77.629	-56,07
LEBANON	801	0	-100,00	22.135	0	-100,00
YEMEN	0	735	--	0	38.231	--
UNITED ARAB EMIRATES	1.196	4.985	316,81	10.875	53.149	388,73
LIBYAN ARAB JAMAHIRIYA	147	0	-100,00	22.800	0	-100,00
MOROCCO	1.480	0	-100,00	149.680	0	-100,00
SUDAN	1	0	-100,00	9	0	-100,00
ETHIOPIA	0	4.858	--	0	252.714	--
TANZANIA, UNITED REPUBLIC OF	0	5.517	--	0	5.257	--
TOGO	18.386	14.317	-22,13	207.659	67.677	-67,41
GHANA	20.304	0	-100,00	229.887	0	-100,00
LIBERIA	0	602	--	0	31.339	--
NIGERIA	126.308	179.994	42,50	1.120.387	2.359.260	110,58
GABON	6.089	6.337	4,07	69.850	69.433	-0,60
COTE D'IVOIRE	14.280	0	-100,00	159.612	0	-100,00
BENIN	6.195	113	-98,18	33.126	61	-99,82
UGANDA	0	2.008	--	0	104.489	--
NIGER	0	1.332	--	0	137.700	--
SOUTH AFRICA	3.804	5	-99,87	190.340	18.460	-90,30
ZAMBIA	0	1.164	--	0	60.561	--
MAURITIUS	300	206	-31,33	473	10.976	2.220,51
AUSTRALIA	8.122	102.243	1.158,84	945.694	1.683.109	77,98
NEW ZEALAND	0	25.873	--	0	258.759	--
COOK ISLANDS	0	2.885	--	0	1.793	--
FIJI	0	168	--	0	2.280	--

TABEL 5. PERKEMBANGAN EKSPOR INDONESIA MENURUT KOMODITI DAN NEGARA TUJUAN

JENIS BARANG	BERAT BERSIH (KG)		PERUB	NILAI FOB (US \$)		PERUB
	JAN-FEB 2007	JAN-FEB 2008	%	JAN-FEB 2007	JAN-FEB 2008	%
	(1)	(2)	(3)	(4)	(5)	(6)
EAST TIMOR	0	3.042	--	0	52.390	--
UNITED STATES	41.012	39.185	-4,45	60.089	21.284	-64,58
MEXICO	0	743	--	0	106.500	--
SURINAME	2.406	0	-100,00	21.485	0	-100,00
URUGUAY	500	0	-100,00	128.250	0	-100,00
ECUADOR	7.284	12.366	69,77	93.514	269.400	188,09
UNITED KINGDOM	4.287	1.081	-74,78	157.078	4.066	-97,41
NETHERLANDS	3.325	191	-94,26	198.338	59.929	-69,78
FRANCE	520	8.082	1.454,23	30.249	99.871	230,16
GERMANY, FED. REP. OF	533	0	-100,00	1.318	0	-100,00
AUSTRIA	0	2.657	--	0	85.890	--
BELGIUM	445	228	-48,76	4.736	5.973	26,12
DENMARK	0	106	--	0	18.963	--
NORWAY	70	211	201,43	3.897	14.443	270,62
SWEDEN	0	227	--	0	6.708	--
SPAIN	17	0	-100,00	10	0	-100,00
PORTUGAL	0	1.752	--	0	1.882	--
ROMANIA	0	1.650	--	0	150.717	--
UZBEKISTAN	367	371	1,09	21.520	18.840	-12,45
<b>KULIT DAN BARANG DARI KULIT</b>	<b>1.699.425</b>	<b>2.063.330</b>	<b>21,41</b>	<b>31.670.622</b>	<b>40.841.439</b>	<b>28,96</b>
JAPAN	24.740	39.514	59,72	841.290	1.085.095	28,98
HONG KONG	265.021	284.261	7,26	4.545.530	5.304.055	16,69
KOREA, REPUBLIC OF	69.953	49.181	-29,69	352.252	308.036	-12,55
TAIWAN	59.283	9.411	-84,13	990.931	209.209	-78,89
CHINA	184.092	538.543	192,54	4.002.792	10.586.342	164,47
THAILAND	83.217	97.488	17,15	1.752.499	1.972.199	12,54
SINGAPORE	85.017	105.897	24,56	2.365.986	2.681.692	13,34
PHILIPPINES	4.832	3.841	-20,51	46.969	88.858	89,18
MALAYSIA	229.701	197.929	-13,83	3.693.735	3.304.909	-10,53
CAMBODIA	3.075	0	-100,00	71.162	0	-100,00
BRUNEI DARUSSALAM	237	434	83,12	66	863	1.207,58
NEPAL	0	27	--	0	2.940	--
VIET NAM	45.685	90.775	98,70	1.078.627	1.795.590	66,47
MALDIVES	778	541	-30,46	693	3.389	389,03
INDIA	130.415	100.567	-22,89	2.835.453	1.163.872	-58,95
PAKISTAN	0	36	--	0	1.329	--
BANGLADESH	13.152	0	-100,00	260.394	0	-100,00
SRI LANKA	578	3.671	535,12	19.691	20.011	1,63
IRAN (ISLAMIC REPUBLIC OF)	9.033	12.457	37,91	28.957	36.503	26,06
SAUDI ARABIA	7	46	557,14	83	15.906	19.063,86
ISRAEL	0	308	--	0	960	--
LEBANON	9	0	-100,00	96	0	-100,00
TURKEY	1.837	0	-100,00	8.188	0	-100,00
UNITED ARAB EMIRATES	3.501	150	-95,72	42.564	3.431	-91,94
REUNION	0	77	--	0	257	--
SOUTH AFRICA	258	1.231	377,13	1.193	1.957	64,04
MAURITIUS	0	455	--	0	1.490	--
AUSTRALIA	2.461	6.304	156,16	54.180	108.848	100,90
NEW ZEALAND	216	489	126,39	7.857	11.835	50,63
GUAM	10	22	120,00	250	266	6,40
NEW CALEDONIA	32	403	1.159,38	177	956	440,11
COOK ISLANDS	25	0	-100,00	298	0	-100,00
FIJI	125	9	-92,80	516	40	-92,25
UNITED STATES	116.139	133.287	14,77	3.809.579	4.594.092	20,59
CANADA	2.111	896	-57,56	62.086	4.678	-92,47
MEXICO	2.279	709	-68,89	58.128	30.989	-46,69
CHILE	0	2	--	0	3	--
BRAZIL	3.737	0	-100,00	13.779	0	-100,00
JAMAICA	227	0	-100,00	538	0	-100,00
PUERTO RICO	19	18	-5,26	416	179	-56,97
DOMINICAN REPUBLIC	0	109	--	0	228	--
FRENCH POLYNESIA	520	307	-40,96	1.604	524	-67,33
MARTINIQUE	12	0	-100,00	258	0	-100,00
NETHERLANDS ANTILLES	6	0	-100,00	526	0	-100,00
UNITED KINGDOM	3.401	6.950	104,35	117.293	143.371	22,23
NETHERLANDS	38.196	9.928	-74,01	303.852	58.926	-80,61
FRANCE	5.669	15.378	171,26	29.219	338.796	1.059,51
GERMANY, FED. REP. OF	33.365	29.601	-11,28	641.286	978.072	52,52
AUSTRIA	0	2	--	0	13	--
BELGIUM	479	2.977	521,50	1.360	4.017	195,37
SWITZERLAND	3.371	327	-90,30	30.421	12.181	-59,96
DENMARK	600	394	-34,33	1.986	9.487	377,69
NORWAY	2	220	10.900,00	131	2.173	1.558,78
SWEDEN	1.433	3.578	149,69	24.305	116.893	380,94
FINLAND	14	0	-100,00	41	0	-100,00
ITALY	91.104	171.931	88,72	1.949.781	4.469.408	129,23
SPAIN	172.149	136.571	-20,67	1.584.283	1.292.392	-18,42

TABEL 5. PERKEMBANGAN EKSPOR INDONESIA MENURUT KOMODITI DAN NEGARA TUJUAN

JENIS BARANG	BERAT BERSIH (KG)		PERUB	NILAI FOB (US \$)		PERUB
	JAN-FEB 2007	JAN-FEB 2008	%	JAN-FEB 2007	JAN-FEB 2008	%
(1)	(2)	(3)	(4)	(5)	(6)	(7)
PORTUGAL	1.554	356	-77,09	16.351	11.942	-26,96
GREECE	5.439	4.180	-23,15	12.997	7.758	-40,31
HUNGARY	26	0	-100,00	39	0	-100,00
POLAND	190	1.260	563,16	7.244	53.354	636,53
CROATIA	0	270	--	0	931	--
SLOVAKIA	93	6	-93,55	690	169	-75,51
RUSSIA FEDERATION	0	6	--	0	25	--
<b>KACA DAN BARANG DARI KACA</b>	<b>121.629.275</b>	<b>148.149.681</b>	<b>21,80</b>	<b>75.530.593</b>	<b>75.346.607</b>	<b>-0,24</b>
JAPAN	20.499.358	17.143.833	-16,37	15.654.990	12.999.153	-16,96
HONG KONG	427.817	268.736	-37,18	658.133	527.660	-19,82
KOREA, REPUBLIC OF	3.737.635	7.094.393	89,81	1.561.398	2.265.855	45,12
TAIWAN	2.392.513	1.070.942	-55,24	961.999	549.989	-42,83
CHINA	4.796.929	2.218.931	-53,74	3.246.017	1.892.233	-41,71
MONGOLIA	0	7.731	--	0	6.750	--
PAPUA NEW GUINEA	62.694	127.875	103,97	33.592	73.693	119,38
THAILAND	4.798.650	8.346.283	73,93	2.232.576	3.048.044	36,53
SINGAPORE	1.492.561	5.420.584	263,17	1.183.715	2.449.446	106,93
PHILIPPINES	4.721.342	9.172.905	94,29	2.307.113	3.578.355	55,10
MALAYSIA	9.790.231	12.524.163	27,93	3.343.985	5.056.563	51,21
MYANMAR (FORM. BURMA)	3.263.007	920.346	-71,79	929.880	414.328	-55,44
CAMBODIA	108.502	846.450	680,12	42.673	192.790	351,78
BRUNEI DARUSSALAM	92.674	144.025	55,41	46.733	67.772	45,02
VIET NAM	1.768.696	4.348.162	145,84	1.181.054	2.315.651	96,07
MALDIVES	4.243	24.571	479,09	16.879	17.605	4,30
INDIA	6.653.386	9.964.785	49,77	2.609.130	4.710.987	80,56
PAKISTAN	1.667.628	1.918.624	15,05	1.102.213	1.620.730	47,04
BANGLADESH	1.453.020	996.518	-31,42	457.466	508.102	11,07
SRI LANKA	388.733	438.967	12,92	202.904	126.701	-37,56
AFGHANISTAN	221.790	252.574	13,88	160.791	162.080	0,80
IRAN (ISLAMIC REPUBLIC OF)	187.619	351.882	87,55	198.027	313.334	58,23
SAUDI ARABIA	1.294.458	388.641	-69,98	698.004	175.711	-74,83
ISRAEL	0	62.480	--	0	37.550	--
KUWAIT	226.127	449.124	98,62	88.871	181.118	103,80
JORDAN	174.996	263.286	50,45	150.383	220.313	46,50
LEBANON	195.048	605.543	210,46	99.636	175.554	76,20
YEMEN	172.680	126.045	-27,01	77.480	68.352	-11,78
OMAN	20.430	96.668	373,17	10.949	68.750	527,91
SYRIA ARAB REPUBLIC	345.226	880.870	155,16	369.748	885.080	139,37
TURKEY	2.312.910	4.038.881	74,62	1.067.307	2.370.859	122,13
UNITED ARAB EMIRATES	2.168.917	2.288.249	5,50	1.113.040	1.453.983	30,63
QATAR	20.905	142.606	582,16	15.819	130.647	725,89
BAHRAIN	19.395	38.850	100,31	5.466	10.630	94,47
CYPRUS	41.070	288	-99,30	14.853	1.380	-90,71
EGYPT	798.502	1.549.401	94,04	367.338	976.362	165,79
LIBYAN ARAB JAMAHIRIYA	69.674	0	-100,00	29.911	0	-100,00
MOROCCO	382.032	0	-100,00	141.907	0	-100,00
TUNISIA	357.018	0	-100,00	227.846	0	-100,00
ALGERIA	484.440	583.190	20,38	299.957	393.101	31,05
SUDAN	229.979	0	-100,00	118.888	0	-100,00
NAMIBIA	0	189	--	0	1.684	--
ETHIOPIA	112.341	0	-100,00	56.902	0	-100,00
TANZANIA, UNITED REPUBLIC OF	39.198	97	-99,75	7.169	832	-88,39
MADAGASCAR	80.415	47.305	-41,17	18.260	22.405	22,70
KENYA	1.127.451	1.957.272	73,60	268.170	519.657	93,78
REUNION	150.141	4.036	-97,31	68.239	6.618	-90,30
MOZAMBIQUE	1.418.422	22.597	-98,41	305.094	12.121	-96,03
GHANA	54.012	150.638	178,90	18.771	60.665	223,18
ANGOLA	251.174	96.626	-61,53	59.460	39.763	-33,13
CAMEROON	163.689	20.371	-87,56	33.083	8.534	-74,20
NIGERIA	155.644	1.011.664	549,99	76.509	459.055	500,00
GABON	0	495	--	0	407	--
COTE D'IVOIRE	43.621	165.411	279,20	17.656	47.613	169,67
SENEGAL	63.524	88.000	38,53	45.880	89.793	95,71
BENIN	0	23.902	--	0	7.035	--
SEYCHELLES	169	41	-75,74	271	2.508	825,46
UGANDA	55.290	0	-100,00	18.913	0	-100,00
DJIBOUTI	0	107.969	--	0	17.511	--
SAO TOME AND PRINCIPE	6.631	0	-100,00	8.280	0	-100,00
SOUTH AFRICA	1.884.220	2.724.973	44,62	938.350	1.295.805	38,09
ZIMBABWE	38.958	33.084	-15,08	17.692	19.540	10,45
BURUNDI	0	19.473	--	0	6.735	--
MAURITIUS	226.351	160.207	-29,22	78.017	93.289	19,58
AUSTRALIA	9.242.022	12.607.787	36,42	4.715.722	6.242.781	32,38
NEW ZEALAND	6.957.348	5.171.700	-25,67	2.170.483	1.832.097	-15,59
GUAM	280	431	53,93	1.329	1.713	28,89
NEW CALEDONIA	25.506	23.780	-6,77	25.017	20.252	-19,05
NORTHERN MARIANA ISLANDS	2	0	-100,00	21	0	-100,00



TABEL 5. PERKEMBANGAN EKSPOR INDONESIA MENURUT KOMODITI DAN NEGARA TUJUAN

JENIS BARANG	BERAT BERSIH (KG)		PERUB %	NILAI FOB (US \$)		PERUB %
	JAN-FEB 2007	JAN-FEB 2008		JAN-FEB 2007	JAN-FEB 2008	
	(1)	(2)	(3)	(4)	(5)	(6)
VANUATU	410	257	-37,32	409	578	41,32
WALLIS AND FUTUNA ISLANDS	0	97	--	0	156	--
COOK ISLANDS	340	108	-68,24	138	1.575	1.041,30
FIJI	94.548	29.875	-68,40	40.514	25.016	-38,25
SAMOA	0	304.327	--	0	127.492	--
SOLOMON ISLANDS	0	105	--	0	296	--
TONGA	0	520	--	0	394	--
EAST TIMOR	20.446	10.002	-51,08	11.202	5.916	-47,19
UNITED STATES	6.163.182	4.048.229	-34,32	6.153.836	2.982.921	-51,53
CANADA	728.996	150.364	-79,37	313.651	132.981	-57,60
MEXICO	1.264.033	843.947	-33,23	586.215	424.818	-27,53
GUATEMALA	16.025	56.107	250,12	14.565	64.053	339,77
HONDURAS	78.358	0	-100,00	22.434	0	-100,00
NICARAGUA	18.662	23.918	28,16	7.462	10.290	37,90
PANAMA	452.445	387.764	-14,30	237.413	250.357	5,45
CUBA	0	21.667	--	0	14.073	--
SURINAME	23.386	21.185	-9,41	6.934	13.707	97,68
CHILE	426.244	53.836	-87,37	261.125	51.550	-80,26
VENEZUELA	0	4	--	0	34	--
ARGENTINA	157.911	89.510	-43,32	94.715	69.901	-26,20
BRAZIL	437.314	998.222	128,26	171.615	423.033	146,50
COLOMBIA	84.419	433.076	413,01	56.786	349.204	514,95
URUGUAY	34.761	21.503	-38,14	20.912	14.803	-29,21
ECUADOR	329.099	287.510	-12,64	97.111	140.491	44,67
PERU	364.188	62.333	-82,88	164.572	40.560	-75,35
GUYANA	0	20	--	0	28	--
TRINIDAD AND TOBAGO	129.050	41.936	-67,50	34.983	12.004	-65,69
BAHAMAS	921	232	-74,81	340	264	-22,35
JAMAICA	88.403	23.733	-73,15	30.448	7.821	-74,31
PUERTO RICO	195.622	241.339	23,37	116.486	160.315	37,63
DOMINICAN REPUBLIC	166.565	463.213	178,10	83.999	233.224	177,65
EL SALVADOR	223.273	68.739	-69,21	83.815	23.036	-72,52
COSTA RICA	20.800	23.394	12,47	8.125	11.075	36,31
HAITI	0	36.539	--	0	17.150	--
ARUBA	439	41.877	9.439,18	724	22.421	2.996,82
BERMUDA	5	45	800,00	48	217	352,08
CAYMAN ISLANDS	178	284	59,55	48	74	54,17
FRENCH GUIANA	914	251	-72,54	1.936	802	-58,57
FRENCH POLYNESIA	786	1.322	68,19	1.607	2.048	27,44
GRENADA	0	2	--	0	20	--
MARTINIQUE	1.175	132	-88,77	5.338	384	-92,81
NETHERLANDS ANTILLES	134	2.511	1.773,88	5.213	4.871	-6,56
SAINT LUCIA	22.745	0	-100,00	6.278	0	-100,00
GUADELOUPE	293	719	145,39	914	1.008	10,28
UNITED KINGDOM	557.493	355.078	-36,31	739.335	650.203	-12,06
NETHERLANDS	244.979	279.102	13,93	262.939	290.231	10,38
FRANCE	6.408.711	125.762	-98,04	11.849.400	305.222	-97,42
GERMANY, FED. REP. OF	269.842	304.517	12,85	365.774	429.594	17,45
AUSTRIA	1.787	734	-58,93	17.909	843	-95,29
BELGIUM	71.749	22.694	-68,37	100.892	65.386	-35,19
SWITZERLAND	12.377	9.138	-26,17	59.631	55.935	-6,20
DENMARK	166.634	864	-99,48	70.091	2.480	-96,46
NORWAY	7.077	46.371	555,24	4.733	25.936	447,98
SWEDEN	34.698	13.853	-60,08	29.342	31.512	7,40
FINLAND	65.467	31.946	-51,20	39.785	39.880	0,24
IRELAND	4.516	111	-97,54	9.938	145	-98,54
ITALY	127.724	197.227	54,42	149.852	316.010	110,88
SPAIN	418.604	15.810.037	3.676,85	260.766	4.531.624	1.637,81
PORTUGAL	322.027	96.260	-70,11	95.220	59.851	-37,14
GREECE	427.133	166.091	-61,11	155.540	69.487	-55,33
DEMOCRATIC REPUBLIC OF THE CONG	63	0	-100,00	565	0	-100,00
HUNGARY	2.590	2.138	-17,45	2.962	3.105	4,83
POLAND	410.465	625.106	52,29	213.894	449.423	110,11
ROMANIA	16.492	149.003	803,49	9.280	99.038	967,22
BULGARIA	11.653	38.877	233,62	5.281	13.820	161,69
YUGOSLAVIA	0	131	--	0	176	--
KAZAKHSTAN	177	83.326	46.976,84	400	120.305	29.976,25
UKRAINE	213	360.646	169.217,37	880	426.934	48.415,23
LITHUANIA	24	16.608	69.100,00	141	23.593	16.632,62
CROATIA	102.387	369.156	260,55	62.967	201.590	220,15
BOSNIA AND HERZEGOVINA	19.608	261.932	1.235,84	9.302	173.619	1.766,47
MALTA	3.179	10.428	228,03	4.158	9.364	125,20
SLOVAKIA	2	338	16.800,00	114	787	590,35
SLOVENIA	24.062	338	-98,60	11.243	808	-92,81
CZECH REPUBLIC	167.953	125.063	-25,54	98.801	98.166	-0,64
RUSSIA FEDERATION	244.275	300.602	23,06	279.588	354.955	26,96
<b>KERTAS DAN BARANG DARI KERTAS</b>	<b>606.724.184</b>	<b>696.533.700</b>	<b>14,80</b>	<b>471.960.970</b>	<b>617.287.445</b>	<b>30,79</b>

TABEL 5. PERKEMBANGAN EKSPOR INDONESIA MENURUT KOMODITI DAN NEGARA TUJUAN

JENIS BARANG	BERAT BERSIH (KG)		PERUB %	NILAI FOB (US \$)		PERUB %
	JAN-FEB 2007	JAN-FEB 2008		JAN-FEB 2007	JAN-FEB 2008	
	(1)	(2)	(3)	(4)	(5)	(6)
JAPAN	50.894.776	70.075.452	37,69	46.705.163	70.776.973	51,54
HONG KONG	18.277.866	18.538.311	1,42	14.264.634	14.500.882	1,66
KOREA, REPUBLIC OF	18.424.972	15.258.477	-17,19	14.411.274	12.473.642	-13,45
TAIWAN	19.785.337	21.263.228	7,47	11.990.034	15.240.795	27,11
CHINA	49.537.001	48.481.351	-2,13	33.650.200	38.624.458	14,78
MACAU	0	977	--	0	163	--
PAPUA NEW GUINEA	180.041	744.228	313,37	171.632	728.005	324,17
THAILAND	21.267.412	15.902.686	-25,23	16.245.490	15.083.137	-7,15
SINGAPORE	28.522.919	33.983.892	19,15	18.623.971	25.181.821	35,21
PHILIPPINES	11.533.837	14.310.333	24,07	9.259.306	13.430.910	45,05
MALAYSIA	50.102.790	56.767.633	13,30	34.329.449	48.446.484	41,12
MYANMAR (FORM. BURMA)	6.600.788	8.277.282	25,40	3.962.580	5.879.808	48,38
CAMBODIA	1.445.532	1.534.858	6,18	1.152.499	1.411.255	22,45
BRUNEI DARUSSALAM	208.381	140.038	-32,80	220.575	153.096	-30,59
LAO PEOPLE'S DEMOCRATIC REPUBLIC	15	0	-100,00	80	0	-100,00
NEPAL	60.271	13.345	-77,86	48.701	28.685	-41,10
VIET NAM	28.320.003	38.927.932	37,46	18.846.705	31.948.395	69,52
MALDIVES	123.068	176.756	43,62	107.596	231.284	114,96
INDIA	9.890.002	17.590.924	77,87	6.412.254	12.482.730	94,67
PAKISTAN	10.975.130	11.635.020	6,01	8.218.301	11.198.385	36,26
BANGLADESH	4.524.699	5.834.361	28,94	3.345.776	4.929.612	47,34
SRI LANKA	9.089.646	8.949.153	-1,55	5.744.022	6.458.723	12,44
AFGHANISTAN	34.334	38.881	13,24	66.090	64.144	-2,94
IRAQ	22.680	11.228	-50,49	34.860	18.313	-47,47
IRAN (ISLAMIC REPUBLIC OF)	37.034.330	26.561.327	-28,28	27.911.748	21.720.058	-22,18
SAUDI ARABIA	12.779.345	24.222.572	89,54	9.818.755	22.251.960	126,63
ISRAEL	0	495.902	--	0	413.050	--
KUWAIT	2.081.896	3.441.777	65,32	1.515.192	3.024.705	99,63
JORDAN	4.501.631	5.654.322	25,61	3.444.658	5.310.830	54,18
LEBANON	598.019	1.303.058	117,90	596.192	1.341.498	125,01
YEMEN	2.679.660	3.568.600	33,17	1.981.404	3.183.101	60,65
OMAN	832.287	1.554.888	86,82	721.495	1.394.278	93,25
SYRIA ARAB REPUBLIC	2.474.557	2.888.235	16,72	2.109.383	2.723.886	29,13
TURKEY	7.471.013	11.057.404	48,00	5.548.084	9.765.334	76,01
UNITED ARAB EMIRATES	16.655.659	19.360.876	16,24	13.973.438	18.334.422	31,21
QATAR	994.016	917.363	-7,71	922.718	1.089.417	18,07
BAHRAIN	1.167.868	1.448.246	24,01	1.015.861	1.405.069	38,31
CYPRUS	1.050.332	670.762	-36,14	873.591	694.899	-20,45
EGYPT	9.201.808	8.687.963	-5,58	6.845.245	7.832.536	14,42
LIBYAN ARAB JAMAHIRIYA	208.970	1.768.289	746,19	186.338	1.636.946	778,48
MOROCCO	352.504	49.906	-85,84	323.725	65.339	-79,82
TUNISIA	0	278.849	--	0	264.907	--
SUDAN	3.869.778	4.167.546	7,69	3.015.726	3.621.186	20,08
ERITREA	0	49.575	--	0	48.583	--
NAMIBIA	0	14	--	0	133	--
ETHIOPIA	91.639	82.359	-10,13	53.458	91.287	70,76
TANZANIA, UNITED REPUBLIC OF	518.838	399.310	-23,04	436.389	343.377	-21,31
MADAGASCAR	225.205	268.624	19,28	285.686	314.406	10,05
SOMALIA	104.025	76.181	-26,77	1.686.145	309.050	-81,67
KENYA	379.898	1.406.052	270,11	431.972	1.319.748	205,52
REUNION	371.597	4.319.015	1.062,28	315.196	3.499.639	1.010,31
MOZAMBIQUE	237.880	256.889	7,99	178.103	270.302	51,77
EQUATORIAL GUINEA	29.878	38.024	27,26	33.665	37.114	10,25
TOGO	533.634	671.699	25,87	429.844	621.668	44,63
GHANA	2.073.564	3.028.347	46,05	1.560.499	2.708.975	73,60
LIBERIA	98.824	86.160	-12,81	84.410	98.539	16,74
GUINEA	543.815	407.175	-25,13	435.399	391.432	-10,10
ANGOLA	99.074	248.182	150,50	119.875	218.065	81,91
CONGO	226.974	147.989	-34,80	178.916	135.434	-24,30
CAMEROON	78.790	733.339	830,75	65.742	762.299	1.059,53
NIGERIA	6.940.115	15.797.771	127,63	5.574.151	13.441.639	141,14
SIERRA LEONE	92.744	89.499	-3,50	73.224	106.074	44,86
GABON	24.548	65.847	168,24	22.758	71.837	215,66
COTE D'IVOIRE	365.629	186.657	-48,95	308.157	161.897	-47,46
SENEGAL	72.262	404.653	459,98	67.964	413.242	508,03
MAURITANIA	0	250.097	--	0	253.529	--
MALI	14.083	51.354	264,65	13.146	42.873	226,13
BENIN	235.878	762.312	223,18	191.340	683.324	257,13
BURKINA FASO	7.853	2.417	-69,22	4.930	4.798	-2,68
GAMBIA	0	19.012	--	0	19.454	--
SEYCHELLES	18.100	1.086	-94,00	16.676	1.987	-88,08
UGANDA	89.191	87.635	-1,74	92.865	101.882	9,71
NIGER	0	19.823	--	0	17.842	--
DJIBOUTI	3.815.596	6.234.769	63,40	3.260.782	5.428.493	66,48
SAO TOME AND PRINCIPE	0	5.912	--	0	5.500	--
SOUTH AFRICA	5.470.120	8.623.498	57,65	4.848.517	7.349.475	51,58
ZIMBABWE	217.582	0	-100,00	191.982	0	-100,00
ZAMBIA	0	19.510	--	0	41.276	--

TABEL 5. PERKEMBANGAN EKSPOR INDONESIA MENURUT KOMODITI DAN NEGARA TUJUAN

JENIS BARANG	BERAT BERSIH (KG)		PERUB	NILAI FOB (US \$)		PERUB
	JAN-FEB 2007	JAN-FEB 2008	%	JAN-FEB 2007	JAN-FEB 2008	%
	(1)	(2)	(3)	(4)	(5)	(6)
MALAWI	19.998	18.130	-9,34	14.398	17.840	23,91
MAURITIUS	2.460.301	3.868.375	57,23	1.477.329	2.566.094	73,70
AUSTRALIA	33.537.926	31.244.660	-6,84	28.652.494	29.360.802	2,47
NEW ZEALAND	8.755.956	5.220.825	-40,37	6.131.048	4.850.723	-20,88
GUAM	19.625	28.623	45,85	30.212	45.131	49,38
PALAU	0	17	--	0	110	--
NEW CALEDONIA	395.672	316.200	-20,09	411.915	330.178	-19,84
NORTHERN MARIANA ISLANDS	19.265	3.399	-82,36	17.272	5.119	-70,36
VANUATU	21.478	47.988	123,43	17.705	61.008	244,58
COOK ISLANDS	2.776	186	-93,30	5.119	2.343	-54,23
FIJI	391.915	660.289	68,48	311.780	548.466	75,91
KIRIBATI	0	220	--	0	1.012	--
SAMOA	8.883	24.670	177,72	9.575	26.747	179,34
SOLOMON ISLANDS	13.853	15.687	13,24	9.437	36.068	282,20
TONGA	2.672	0	-100,00	3.880	0	-100,00
TUVALU	0	20	--	0	52	--
EAST TIMOR	40	32.564	81.310,00	18	32.039	177.894,44
UNITED STATES	46.926.775	44.789.937	-4,55	41.182.084	44.153.863	7,22
CANADA	9.681.864	6.638.302	-31,44	7.748.148	6.246.238	-19,38
MEXICO	498.201	569.929	14,40	420.188	614.718	46,30
GUATEMALA	385.631	502.625	30,34	332.359	416.103	25,20
HONDURAS	39.751	17.270	-56,55	37.982	14.901	-60,77
NICARAGUA	297.482	407.502	36,98	206.479	331.551	60,57
PANAMA	266.371	131.615	-50,59	236.088	111.025	-52,97
CUBA	541.341	1.215.415	124,52	421.071	954.564	126,70
SURINAME	9.313	10.131	8,78	2.895	5.535	91,19
CHILE	213.564	460.558	115,65	234.445	492.873	110,23
VENEZUELA	136.713	384.160	181,00	189.208	378.449	100,02
ARGENTINA	384.637	1.245.211	223,74	444.682	1.168.090	162,68
BRAZIL	3.846.827	5.709.818	48,43	3.099.045	4.852.921	56,59
COLOMBIA	596.456	641.259	7,51	736.534	766.257	4,04
BOLIVIA	0	271	--	0	15.505	--
URUGUAY	16.007	139.632	772,32	20.239	127.012	527,56
PARAGUAY	0	251.534	--	0	252.667	--
ECUADOR	498.780	1.103.937	121,33	517.401	1.256.320	142,81
PERU	1.123.954	1.688.602	50,24	1.123.889	1.780.519	58,42
GUYANA	0	45.339	--	0	39.999	--
TRINIDAD AND TOBAGO	48.939	142.244	190,66	34.878	118.287	239,15
BAHAMAS	436	24.697	5.564,45	420	21.521	5.024,05
JAMAICA	76.160	232.678	205,51	81.918	240.412	193,48
PUERTO RICO	214.164	261.019	21,88	189.029	266.855	41,17
BELIZE	36.364	48.615	33,69	32.978	43.514	31,95
DOMINICAN REPUBLIC	39.068	372.556	853,61	39.318	319.119	711,64
EL SALVADOR	426.786	555.032	30,05	336.268	546.408	62,49
COSTA RICA	755.128	1.126.486	49,18	572.507	965.524	68,65
BARBADOS	0	17.526	--	0	14.897	--
BERMUDA	91	176	93,41	800	835	4,38
CAPE VERDE	0	18.548	--	0	16.768	--
FRENCH GUIANA	1.574	0	-100,00	1.144	0	-100,00
FRENCH POLYNESIA	181.898	229.240	26,03	186.520	258.480	38,58
GRENADA	16	515	3.118,75	120	3.458	2.781,67
MARTINIQUE	1	0	-100,00	5	0	-100,00
NETHERLANDS ANTILLES	242	17.301	7.049,17	1.295	18.338	1.316,06
GUADELOUPE	687	21	-96,94	671	24	-96,42
SAINT KITTS AND NEVIS	56	0	-100,00	858	0	-100,00
UNITED KINGDOM	5.357.811	4.006.240	-25,23	5.106.696	4.766.056	-6,67
NETHERLANDS	1.564.953	1.026.641	-34,40	1.963.076	1.754.654	-10,62
FRANCE	496.873	695.856	40,05	847.240	1.080.927	27,58
GERMANY, FED. REP. OF	355.829	792.588	122,74	811.839	2.028.320	149,84
AUSTRIA	921	195	-78,83	1.978	483	-75,58
BELGIUM	4.932.588	5.933.780	20,30	4.648.295	5.785.456	24,46
SWITZERLAND	4.190	3.484	-16,85	5.730	15.401	168,78
LUXEMBOURG	0	400	--	0	870	--
DENMARK	87.038	141.624	62,72	303.643	329.305	8,45
NORWAY	23.016	685	-97,02	30.164	2.892	-90,41
SWEDEN	53.748	169.006	214,44	182.286	215.388	18,16
FINLAND	316.497	94.145	-70,25	496.876	145.575	-70,70
IRELAND	78.920	398.577	405,04	103.307	523.518	406,76
ITALY	3.590.823	6.634.685	84,77	3.132.230	6.385.195	103,85
SPAIN	2.731.508	3.889.002	42,38	2.645.620	4.018.537	51,89
PORTUGAL	37.478	1.062.652	2.735,40	28.345	934.829	3.198,04
GREECE	4.940.928	1.691.613	-65,76	3.962.955	1.689.160	-57,38
DEMOCRATIC REPUBLIC OF THE CONG	13.074	245.106	1.774,76	20.714	215.341	939,59
HUNGARY	6.870	220	-96,80	8.267	234	-97,17
POLAND	47.784	68.426	43,20	58.644	133.275	127,26
ROMANIA	80.866	590.758	630,54	96.824	542.108	459,89
BULGARIA	0	122.089	--	0	108.402	--
ALBANIA	38.498	76.994	99,99	30.221	73.776	144,12

TABEL 5. PERKEMBANGAN EKSPOR INDONESIA MENURUT KOMODITI DAN NEGARA TUJUAN

JENIS BARANG	BERAT BERSIH (KG)		PERUB %	NILAI FOB (US \$)		PERUB %
	JAN-FEB 2007	JAN-FEB 2008		JAN-FEB 2007	JAN-FEB 2008	
(1)	(2)	(3)	(4)	(5)	(6)	(7)
ARMENIA	0	11.256	--	0	13.539	--
KAZAKHSTAN	1.154	296.785	25.617,94	1.838	262.378	14.175,19
UKRAINE	236.769	1.983.316	737,66	301.979	2.093.439	593,24
LITHUANIA	21.065	62.280	195,66	31.009	77.973	151,45
LATVIA	98.307	85.005	-13,53	100.542	94.677	-5,83
ESTONIA	0	16.037	--	0	30.955	--
GEORGIA	391.260	609.675	55,82	313.169	569.984	82,01
CROATIA	38.411	46.041	19,86	29.576	63.541	114,84
BOSNIA AND HERZEGOVINA	0	722.773	--	0	578.627	--
MALTA	215.107	115.402	-46,35	181.603	125.412	-30,94
SLOVENIA	220.579	10.376	-95,30	182.832	19.058	-89,58
CZECH REPUBLIC	1.738	2	-99,88	6.395	40	-99,37
RUSSIA FEDERATION	1.091.435	3.053.415	179,76	1.226.893	3.230.544	163,31
<b>-GLISEROL DAN LARUTAN ALKALI</b>	<b>3.554.796</b>	<b>8.149.770</b>	<b>129,26</b>	<b>677.651</b>	<b>3.809.006</b>	<b>462,09</b>
JAPAN	608.866	1.617.940	165,73	131.384	928.172	606,46
TAIWAN	40.000	0	-100,00	15.585	0	-100,00
CHINA	2.603.460	2.500.000	-3,97	364.785	625.000	71,33
PHILIPPINES	20.000	65.360	226,80	11.829	110.978	838,19
MALAYSIA	0	3.300.000	--	0	1.650.000	--
INDIA	102.470	279.470	172,73	45.822	85.436	86,45
IRAN (ISLAMIC REPUBLIC OF)	0	108.000	--	0	45.360	--
SAUDI ARABIA	0	100.000	--	0	174.000	--
YEMEN	0	19.000	--	0	33.060	--
SUDAN	140.000	140.000	0,00	84.000	133.000	58,33
CANADA	40.000	0	-100,00	24.246	0	-100,00
VENEZUELA	0	20.000	--	0	24.000	--
<b>-MARGARIN DAN LEMAK LAINNYA</b>	<b>61.040.991</b>	<b>93.737.810</b>	<b>53,57</b>	<b>33.910.427</b>	<b>88.710.402</b>	<b>161,60</b>
JAPAN	95.331	182.031	90,95	82.452	143.943	74,58
HONG KONG	2.493.593	1.772.056	-28,94	1.135.895	1.475.162	29,87
KOREA, REPUBLIC OF	40.272	17.800	-55,80	29.068	25.632	-11,82
TAIWAN	65.936	62.159	-5,73	43.824	74.795	70,67
CHINA	35.743.984	27.540.352	-22,95	19.066.917	23.743.076	24,52
PAPUA NEW GUINEA	88.137	147.165	66,97	68.948	143.638	108,33
THAILAND	0	44.000	--	0	51.216	--
SINGAPORE	95.058	546.869	475,30	55.760	628.111	1.026,45
PHILIPPINES	1.126.471	1.347.698	19,64	659.937	1.404.831	112,87
MALAYSIA	16.890	1.301.404	7.605,17	13.388	1.378.519	10.196,68
MYANMAR (FORM. BURMA)	117.300	97.710	-16,70	82.100	113.466	38,20
CAMBODIA	39.552	0	-100,00	21.816	0	-100,00
VIET NAM	2.010.533	3.356.965	66,97	1.085.739	3.068.394	182,61
MALDIVES	6.723	1.654	-75,40	5.092	2.675	-47,47
INDIA	81.905	103.104	25,88	41.429	95.178	129,74
BANGLADESH	21.000	0	-100,00	12.810	0	-100,00
SRI LANKA	2.304.603	3.808.459	65,25	1.176.763	3.431.502	191,61
IRAQ	0	20.299.527	--	0	17.311.532	--
IRAN (ISLAMIC REPUBLIC OF)	0	176.042	--	0	232.330	--
SAUDI ARABIA	747.100	877.900	17,51	466.883	868.426	86,01
KUWAIT	16.800	33.600	100,00	13.578	44.336	226,53
OMAN	20.100	103.508	414,97	11.216	162.260	1.346,68
SYRIA ARAB REPUBLIC	270.000	399.350	47,91	154.453	484.629	213,77
TURKEY	800.000	1.150.000	43,75	435.600	1.197.500	174,91
UNITED ARAB EMIRATES	60.300	122.668	103,43	35.612	154.250	333,14
QATAR	40.200	20.100	-50,00	21.768	21.044	-3,33
BAHRAIN	20.250	0	-100,00	10.631	0	-100,00
EGYPT	701.600	1.481.550	111,17	415.395	1.598.808	284,89
MOROCCO	0	20.400	--	0	30.396	--
ALGERIA	1.453.870	3.745.800	157,64	797.261	3.930.723	393,03
SUDAN	254.400	395.440	55,44	155.967	406.541	160,66
ETHIOPIA	60.000	0	-100,00	38.100	0	-100,00
TANZANIA, UNITED REPUBLIC OF	75.695	250.500	230,93	43.507	240.927	453,77
MOZAMBIQUE	222.750	701.050	214,73	124.376	667.132	436,38
EQUATORIAL GUINEA	30.773	0	-100,00	30.537	0	-100,00
TOGO	159.878	220.183	37,72	89.373	199.014	122,68
GHANA	492.500	960.527	95,03	286.491	897.064	213,12
LIBERIA	120.601	84.725	-29,75	73.325	83.613	14,03
GUINEA	1.787	0	-100,00	1.286	0	-100,00
ANGOLA	131.300	298.575	127,40	65.663	268.685	309,19
CONGO	219.325	0	-100,00	127.457	0	-100,00
CAMEROON	105.496	267.646	153,70	59.863	283.697	373,91
NIGERIA	3.683.300	2.162.669	-41,28	2.273.466	2.041.058	-10,22
SIERRA LEONE	0	76.856	--	0	69.738	--
GABON	16.728	0	-100,00	10.273	0	-100,00
COTE D'IVOIRE	0	66.000	--	0	64.680	--
BENIN	1.633.223	1.808.257	10,72	951.174	1.708.916	79,66
CHAD	0	204.149	--	0	191.072	--
DJIBOUTI	166.612	480.704	188,52	107.205	484.102	351,57

TABEL 5. PERKEMBANGAN EKSPOR INDONESIA MENURUT KOMODITI DAN NEGARA TUJUAN

JENIS BARANG	BERAT BERSIH (KG)		PERUB	NILAI FOB (US \$)		PERUB
	JAN-FEB 2007	JAN-FEB 2008	%	JAN-FEB 2007	JAN-FEB 2008	%
(1)	(2)	(3)	(4)	(5)	(6)	(7)
SAO TOME AND PRINCIPE	109.200	145.598	33,33	65.910	145.132	120,20
SOUTH AFRICA	534.191	562.460	5,29	512.445	977.320	90,72
MALAWI	0	39.875	--	0	38.651	--
VIRGIN ISLANDS (BRITISH)	0	41.400	--	0	41.400	--
AUSTRALIA	110.595	665.737	501,96	68.727	654.120	851,77
NEW ZEALAND	453.985	714.675	57,42	298.796	761.509	154,86
VANUATU	475	0	-100,00	443	0	-100,00
KIRIBATI	10.296	10.296	0,00	9.953	18.533	86,21
SOLOMON ISLANDS	0	30.800	--	0	31.846	--
EAST TIMOR	0	19.512	--	0	24.823	--
UNITED STATES	1.410	4.022	185,25	3.205	10.438	225,68
CANADA	0	19.975	--	0	19.176	--
JAMAICA	394.227	19.958	-94,94	213.252	19.160	-91,02
NETHERLANDS	0	2	--	0	2	--
GERMANY, FED. REP. OF	0	140.000	--	0	150.800	--
SWITZERLAND	0	30	--	0	76	--
DENMARK	0	17.800	--	0	21.360	--
PORTUGAL	0	5.713	--	0	6.136	--
GREECE	0	260.800	--	0	256.508	--
DEMOCRATIC REPUBLIC OF THE CONC	563.238	282.810	-49,79	312.437	254.044	-18,69
ROMANIA	42.400	360.000	749,06	26.460	402.810	1.422,34
BULGARIA	0	531.600	--	0	478.956	--
AZERBAIJAN	20.000	0	-100,00	9.300	0	-100,00
KAZAKHSTAN	0	20.600	--	0	19.570	--
TAJIKISTAN	0	61.920	--	0	73.069	--
TURKMENISTAN	0	45.000	--	0	74.070	--
UKRAINE	220.000	1.475.042	570,47	317.900	2.153.526	577,42
UZBEKISTAN	0	123.600	--	0	123.188	--
LITHUANIA	0	44.400	--	0	61.938	--
LATVIA	0	43.754	--	0	59.850	--
ESTONIA	0	21.780	--	0	37.396	--
CROATIA	0	20.000	--	0	25.200	--
SLOVENIA	165.000	20.000	-87,88	93.725	17.400	-81,44
RUSSIA FEDERATION	2.564.098	11.251.499	338,81	1.595.476	12.329.784	672,80
<b>-SABUN MANDI DAN CUCI</b>	<b>77.635.608</b>	<b>87.233.433</b>	<b>12,36</b>	<b>58.405.626</b>	<b>84.462.475</b>	<b>44,61</b>
JAPAN	1.960.242	1.776.968	-9,35	1.741.042	2.013.008	15,62
HONG KONG	882.805	668.467	-24,28	816.534	667.861	-18,21
KOREA, REPUBLIC OF	873.953	1.096.260	25,44	884.730	1.336.472	51,06
TAIWAN	989.356	1.214.460	22,75	908.612	1.547.243	70,29
CHINA	4.927.481	4.835.949	-1,86	3.084.750	3.691.726	19,68
MONGOLIA	93.478	152.310	62,94	88.146	150.737	71,01
PAPUA NEW GUINEA	1.850.441	1.161.967	-37,21	922.367	1.057.712	14,67
THAILAND	3.312.346	1.770.568	-46,55	2.443.663	2.038.615	-16,58
SINGAPORE	2.429.245	2.599.613	7,01	2.454.759	3.436.604	40,00
PHILIPPINES	2.130.632	2.287.747	7,37	1.872.396	2.198.025	17,39
MALAYSIA	12.699.517	11.115.304	-12,47	9.759.741	10.181.224	4,32
MYANMAR (FORM. BURMA)	619.131	378.800	-38,82	483.572	478.359	-1,08
CAMBODIA	0	12.096	--	0	16.023	--
BRUNEI DARUSSALAM	76.844	255.667	232,71	108.918	201.789	85,27
VIET NAM	755.394	566.973	-24,94	855.750	771.325	-9,87
MALDIVES	197.098	275.178	39,61	209.667	353.186	68,45
INDIA	3.229.477	1.678.410	-48,03	2.152.403	1.671.516	-22,34
PAKISTAN	920.231	1.275.312	38,59	1.089.673	1.417.619	30,10
BANGLADESH	223.464	60.506	-72,92	133.921	88.658	-33,80
SRI LANKA	103.161	108.157	4,84	108.885	151.239	38,90
AFGHANISTAN	0	142.988	--	0	186.796	--
IRAQ	0	33.207	--	0	39.083	--
IRAN (ISLAMIC REPUBLIC OF)	121.533	101.965	-16,10	115.923	147.553	27,29
SAUDI ARABIA	249.809	342.497	37,10	246.401	438.070	77,79
ISRAEL	0	48.824	--	0	61.250	--
KUWAIT	11.808	62.426	428,68	10.598	75.635	613,67
JORDAN	12.947	0	-100,00	11.206	0	-100,00
LEBANON	23.910	8.447	-64,67	24.903	25.047	0,58
YEMEN	332.237	234.757	-29,34	336.756	291.305	-13,50
OMAN	200.020	0	-100,00	119.392	0	-100,00
SYRIA ARAB REPUBLIC	88.800	0	-100,00	121.463	0	-100,00
UNITED ARAB EMIRATES	1.763.893	2.801.732	58,84	1.425.172	2.939.721	106,27
CYPRUS	16.644	37	-99,78	20.864	173	-99,17
EGYPT	131.141	1.548.140	1.080,52	67.196	1.876.320	2.692,31
LIBYAN ARAB JAMAHIRIYA	402.733	307.831	-23,56	224.221	239.127	6,65
ALGERIA	2.173.250	96.697	-95,55	863.340	97.085	-88,75
SUDAN	309.855	1.582.647	410,77	320.006	1.499.456	368,57
ERITREA	88.000	631.960	618,14	59.840	590.297	886,46
NAMIBIA	286.972	750.249	161,44	281.736	770.990	173,66
ETHIOPIA	1.214.511	2.610.734	114,96	863.155	2.016.706	133,64
TANZANIA, UNITED REPUBLIC OF	149.817	308.365	105,83	152.085	440.897	189,90
MADAGASCAR	361.694	1.196.637	230,84	242.243	913.223	276,99

TABEL 5. PERKEMBANGAN EKSPOR INDONESIA MENURUT KOMODITI DAN NEGARA TUJUAN

JENIS BARANG	BERAT BERSIH (KG)		PERUB	NILAI FOB (US \$)		PERUB
	JAN-FEB 2007	JAN-FEB 2008	%	JAN-FEB 2007	JAN-FEB 2008	%
	(1)	(2)	(3)	(4)	(5)	(6)
SOMALIA	215.000	400.000	86,05	75.900	140.000	84,45
KENYA	385.555	33.344	-91,35	271.793	59.390	-78,15
MOZAMBIQUE	745.697	2.275.847	205,20	628.311	2.088.147	232,34
EQUATORIAL GUINEA	47.755	111.440	133,36	36.822	116.906	217,49
TOGO	855.139	2.683.029	213,75	580.486	2.776.940	378,38
GHANA	2.817.687	4.927.003	74,86	1.987.123	4.310.486	116,92
LIBERIA	135.233	741.865	448,58	115.857	752.288	549,32
GUINEA	249.612	1.335.335	434,96	211.884	893.161	321,53
ANGOLA	913.491	5.530.398	505,41	804.427	4.810.543	498,01
CONGO	376.409	142.250	-62,21	255.194	128.115	-49,80
CAMEROON	415.067	681.811	64,27	345.050	602.092	74,49
NIGERIA	6.631.454	1.399.836	-78,89	4.793.353	1.300.951	-72,86
SIERRA LEONE	249.793	379.468	51,91	194.624	373.273	91,79
GABON	145.152	211.566	45,75	113.303	174.932	54,39
COTE D'IVOIRE	28.995	93.755	223,35	25.740	96.189	273,69
SENEGAL	0	289.946	--	0	263.668	--
MAURITANIA	335.281	1.005.733	199,97	272.435	965.199	254,29
MALI	472.583	0	-100,00	322.458	0	-100,00
BENIN	2.917.394	5.012.035	71,80	2.530.748	5.633.470	122,60
BURKINA FASO	95.129	140.612	47,81	79.709	129.543	62,52
GUINEA BISSAU	0	18.304	--	0	17.965	--
GAMBIA	1.428	0	-100,00	2.950	0	-100,00
SEYCHELLES	0	6.141	--	0	10.878	--
UGANDA	23.976	0	-100,00	21.363	0	-100,00
NIGER	0	18.553	--	0	9.562	--
DJIBOUTI	3.412.606	3.745.064	9,74	1.982.836	3.016.644	52,14
SAO TOME AND PRINCIPE	24.512	79.750	225,35	21.208	72.347	241,13
SOUTH AFRICA	89.016	321.797	261,50	56.813	400.310	604,61
ZIMBABWE	14.815	14.968	1,03	13.245	18.848	42,30
ZAMBIA	42.250	0	-100,00	23.111	0	-100,00
MALAWI	1.529.000	1.961.000	28,25	554.550	1.207.350	117,72
COMOROS	15.840	32.976	108,18	14.960	31.144	108,18
MAURITIUS	525.360	181.972	-65,36	241.465	160.731	-33,44
RWANDA	24.768	0	-100,00	24.510	0	-100,00
AUSTRALIA	1.556.627	555.945	-64,29	1.656.859	721.725	-56,44
NEW ZEALAND	20.718	32.762	58,13	36.972	58.493	58,21
MICRONESIA, FEDERATED STATES OF	37.212	54.936	47,63	26.434	46.154	74,60
GUAM	0	9	--	0	75	--
PALAU	0	10	--	0	65	--
NEW CALEDONIA	7.816	5	-99,94	11.232	14	-99,88
VANUATU	35.392	62.087	75,43	22.917	46.805	104,24
COOK ISLANDS	0	6.479	--	0	4.026	--
FIJI	797.498	661.601	-17,04	459.332	648.222	41,12
KIRIBATI	21.862	39.600	81,14	16.909	43.883	159,52
MARSHALL ISLANDS	2.800	0	-100,00	2.012	0	-100,00
SAMOA	128.531	185.388	44,24	106.011	186.805	76,21
SOLOMON ISLANDS	36.491	48.501	32,91	25.964	54.687	110,63
TONGA	124	13.334	10.653,23	498	13.306	2.571,89
TUVALU	719	10.897	1.415,58	646	12.478	1.831,58
EAST TIMOR	152	18.006	11.746,05	67	14.035	20.847,76
UNITED STATES	390.814	472.970	21,02	356.640	623.250	74,76
CANADA	256	0	-100,00	848	0	-100,00
MEXICO	0	15.000	--	0	32.228	--
GUATEMALA	23.616	11.808	-50,00	23.370	14.760	-36,84
PANAMA	625.459	348.671	-44,25	543.134	391.589	-27,90
SURINAME	41.785	40.536	-2,99	36.939	185.356	401,79
CHILE	124.898	253.804	103,21	98.249	221.365	125,31
COLOMBIA	105.589	0	-100,00	85.442	0	-100,00
BOLIVIA	76.187	182.690	139,79	68.019	176.060	158,84
PERU	0	29.376	--	0	33.701	--
TRINIDAD AND TOBAGO	0	69.450	--	0	59.359	--
JAMAICA	240.000	0	-100,00	103.200	0	-100,00
DOMINICAN REPUBLIC	25.211	11.808	-53,16	22.900	15.170	-33,76
HAITI	432.125	507.418	17,42	385.309	598.379	55,30
BARBADOS	7.832	29.383	275,17	10.949	25.701	134,73
BERMUDA	7	13	85,71	66	62	-6,06
CAPE VERDE	9.023	21.471	137,96	6.985	16.629	138,07
FRENCH POLYNESIA	0	1.152	--	0	1.480	--
NETHERLANDS ANTILLES	66.711	104.768	57,05	43.402	100.868	132,40
UNITED KINGDOM	155.793	135.509	-13,02	187.970	175.994	-6,37
NETHERLANDS	159.295	79.751	-49,94	216.218	113.877	-47,33
FRANCE	56.455	18.132	-67,88	44.758	24.079	-46,20
GERMANY, FED. REP. OF	51.942	48.042	-7,51	53.042	38.799	-26,85
BELGIUM	48.172	66.633	38,32	32.521	65.038	99,99
SWITZERLAND	0	470	--	0	4.099	--
DENMARK	5	17.973	359.360,00	31	34.655	111.690,32
SWEDEN	12.470	259	-97,92	11.361	910	-91,99
IRELAND	24	0	-100,00	48	0	-100,00

TABEL 5. PERKEMBANGAN EKSPOR INDONESIA MENURUT KOMODITI DAN NEGARA TUJUAN

JENIS BARANG	BERAT BERSIH (KG)		PERUB	NILAI FOB (US \$)		PERUB
	JAN-FEB 2007	JAN-FEB 2008	%	JAN-FEB 2007	JAN-FEB 2008	%
	(1)	(2)	(3)	(4)	(5)	(6)
ITALY	48.000	234.989	389,56	32.492	226.070	595,77
SPAIN	65.397	69.751	6,66	88.148	132.393	50,19
PORTUGAL	34.588	28.497	-17,61	38.712	27.983	-27,71
GREECE	49.920	41.000	-17,87	56.047	46.650	-16,77
DEMOCRATIC REPUBLIC OF THE CONC	184.782	2.477.092	1.240,55	140.585	2.241.276	1.494,25
POLAND	492.000	100.000	-79,67	301.383	54.000	-82,08
ROMANIA	2.346	363	-84,53	6.933	1.713	-75,29
BULGARIA	0	15.218	--	0	17.927	--
UKRAINE	1.440.000	160.000	-88,89	767.520	160.000	-79,15
MALTA	9.097	12.720	39,83	11.655	20.094	72,41
RUSSIA FEDERATION	60.000	60.506	0,84	36.640	51.441	40,40
<b>-BAHAN CELUP ORGANIK SINTETIK</b>	<b>5.664.476</b>	<b>5.381.783</b>	<b>-4,99</b>	<b>21.313.924</b>	<b>21.830.593</b>	<b>2,42</b>
JAPAN	585.280	784.845	34,10	2.411.745	3.492.626	44,82
HONG KONG	325.183	304.283	-6,43	1.282.145	1.470.626	14,70
KOREA, REPUBLIC OF	333.051	313.721	-5,80	859.355	805.239	-6,30
TAIWAN	251.406	251.645	0,10	1.012.712	1.167.120	15,25
CHINA	1.022.406	843.961	-17,45	2.012.126	1.987.135	-1,24
THAILAND	86.949	97.056	11,62	166.151	224.918	35,37
SINGAPORE	1.048.376	1.007.132	-3,93	5.377.244	5.389.760	0,23
PHILIPPINES	5.732	8.666	51,19	13.325	24.292	82,30
MALAYSIA	34.090	46.549	36,55	64.921	142.108	118,89
VIET NAM	23.445	40.867	74,31	124.995	173.628	38,91
INDIA	650	2.010	209,23	7.836	13.290	69,60
PAKISTAN	23.998	37.740	57,26	68.600	145.199	111,66
BANGLADESH	108.250	101.272	-6,45	264.073	272.761	3,29
SRI LANKA	11.941	7.379	-38,20	57.583	20.273	-64,79
TURKEY	123.598	56.439	-54,34	651.344	327.967	-49,65
EGYPT	0	96	--	0	76	--
NIGERIA	697	108.179	15.420,66	2.000	114.300	5.615,00
SOUTH AFRICA	2.760	5.039	82,57	14.611	16.583	13,50
AUSTRALIA	4.663	12.301	163,80	25.819	50.550	95,79
NEW ZEALAND	75	74	-1,33	2.235	2.126	-4,88
FIJI	0	509	--	0	4.708	--
UNITED STATES	610.198	496.586	-18,62	1.648.116	1.767.740	7,26
CANADA	0	3.969	--	0	28.183	--
MEXICO	69.986	57.665	-17,60	329.773	330.886	0,34
HONDURAS	14.000	0	-100,00	45.641	0	-100,00
CHILE	1.000	2.074	107,40	3.015	9.624	219,20
ARGENTINA	0	700	--	0	10.137	--
BRAZIL	64.497	91.963	42,58	334.665	474.619	41,82
COLOMBIA	500	0	-100,00	2.850	0	-100,00
UNITED KINGDOM	33.000	27.127	-17,80	152.664	140.989	-7,65
NETHERLANDS	3.004	7.255	141,51	11.750	102.351	771,07
GERMANY, FED. REP. OF	502.673	292.686	-41,77	3.145.500	1.770.643	-43,71
BELGIUM	44.636	15.817	-64,56	272.573	122.748	-54,97
SWITZERLAND	12.000	2.500	-79,17	45.360	14.250	-68,58
SWEDEN	94.000	39.600	-57,87	71.440	49.896	-30,16
ITALY	50.455	82.080	62,68	145.629	205.192	40,90
SPAIN	146.629	220.000	50,04	588.922	908.000	54,18
POLAND	23.998	11.998	-50,00	90.850	50.050	-44,91
ROMANIA	1.350	0	-100,00	6.356	0	-100,00
<b>-PREPARAT PEMBASMI KUMAN, DLL</b>	<b>6.677.027</b>	<b>8.555.373</b>	<b>28,13</b>	<b>21.976.162</b>	<b>23.742.470</b>	<b>8,04</b>
JAPAN	730.649	301.774	-58,70	1.036.008	312.448	-69,84
HONG KONG	8.172	1.808	-77,88	12.176	18.969	55,79
KOREA, REPUBLIC OF	68.813	516.012	649,88	208.320	1.910.506	817,10
TAIWAN	155.336	100.125	-35,54	416.841	472.300	13,30
CHINA	409.827	432.149	5,45	5.683.206	7.210.255	26,87
PAPUA NEW GUINEA	18.066	18.294	1,26	15.242	13.325	-12,58
THAILAND	653.541	872.277	33,47	1.569.221	1.849.031	17,83
SINGAPORE	870.514	1.146.728	31,73	2.059.497	4.076.498	97,94
PHILIPPINES	347.664	1.450.514	317,22	656.328	1.974.557	200,85
MALAYSIA	485.934	373.730	-23,09	1.444.554	1.166.916	-19,22
MYANMAR (FORM. BURMA)	92.160	61.440	-33,33	58.521	32.293	-44,82
BRUNEI DARUSSALAM	67	105	56,72	411	276	-32,85
VIET NAM	122.296	193.656	58,35	636.388	1.311.262	106,05
MALDIVES	12.566	17.622	40,24	15.993	32.650	104,15
PAKISTAN	452.125	685.796	51,68	348.884	529.291	51,71
BANGLADESH	181.097	146.931	-18,87	432.482	391.221	-9,54
SRI LANKA	25.580	85.507	234,27	60.275	64.277	6,64
JORDAN	665	0	-100,00	8.219	0	-100,00
LEBANON	50.040	92.858	85,57	56.032	115.245	105,68
OMAN	0	451	--	0	2.585	--
UNITED ARAB EMIRATES	0	4.869	--	0	13.073	--
LIBYAN ARAB JAMAHIRIYA	1.846	0	-100,00	5.148	0	-100,00
TANZANIA, UNITED REPUBLIC OF	20.160	140.310	595,98	13.968	107.443	669,21
MADAGASCAR	0	20.160	--	0	14.112	--

TABEL 5. PERKEMBANGAN EKSPOR INDONESIA MENURUT KOMODITI DAN NEGARA TUJUAN

JENIS BARANG	BERAT BERSIH (KG)		PERUB	NILAI FOB (US \$)		PERUB
	JAN-FEB 2007	JAN-FEB 2008	%	JAN-FEB 2007	JAN-FEB 2008	%
	(1)	(2)	(3)	(4)	(5)	(6)
KENYA	1.476	4.200	184,55	16.433	5.000	-69,57
TOGO	41.393	8.663	-79,07	34.899	8.316	-76,17
GHANA	40.828	23.328	-42,86	35.926	19.958	-44,45
GUINEA	0	19.696	--	0	16.917	--
COTE D'IVOIRE	21.600	0	-100,00	15.984	0	-100,00
BENIN	2.665	3.277	22,96	9.744	10.080	3,45
GAMBIA	10.239	0	-100,00	21.143	0	-100,00
UGANDA	64.800	0	-100,00	41.904	0	-100,00
SOUTH AFRICA	229.774	54.676	-76,20	237.809	49.536	-79,17
ZIMBABWE	0	17.993	--	0	21.498	--
ZAMBIA	0	20.160	--	0	14.112	--
MALAWI	0	40.320	--	0	28.800	--
MAURITIUS	35.750	61.194	71,17	28.581	60.297	110,97
AUSTRALIA	46.567	79.661	71,07	40.154	82.070	104,39
NEW ZEALAND	4.014	0	-100,00	304.983	0	-100,00
GUAM	0	2.250	--	0	3.669	--
VANUATU	37	0	-100,00	120	0	-100,00
AMERICAN SAMOA	0	14.550	--	0	22.181	--
FIJI	18.156	22.166	22,09	16.910	25.682	51,87
KIRIBATI	0	1.725	--	0	1.311	--
SAMOA	50.983	0	-100,00	39.842	0	-100,00
EAST TIMOR	0	632	--	0	489	--
UNITED STATES	272.448	0	-100,00	484.177	0	-100,00
MEXICO	365.493	688.634	88,41	458.127	830.399	81,26
GUATEMALA	0	91.233	--	0	89.379	--
HONDURAS	0	205.797	--	0	193.972	--
NICARAGUA	59.178	59.177	0,00	48.840	55.892	14,44
CUBA	18.270	0	-100,00	16.443	0	-100,00
SURINAME	0	1.145	--	0	14.429	--
PERU	0	4.808	--	0	65.224	--
TRINIDAD AND TOBAGO	0	9.041	--	0	7.120	--
JAMAICA	50.123	44.023	-12,17	67.237	50.534	-24,84
DOMINICAN REPUBLIC	36.164	0	-100,00	34.926	0	-100,00
EL SALVADOR	33.205	74.710	125,00	32.050	72.176	125,20
HAITI	210.020	81.848	-61,03	147.009	49.233	-66,51
BARBADOS	9.041	0	-100,00	8.150	0	-100,00
FRENCH POLYNESIA	25.005	23.656	-5,39	18.353	18.794	2,40
GUADELOUPE	8.030	0	-100,00	11.188	0	-100,00
NETHERLANDS	14.642	64.064	337,54	7.216	61.705	755,11
FRANCE	24.096	0	-100,00	19.102	0	-100,00
GERMANY, FED. REP. OF	1	7.321	732.000,00	2	3.661	182.950,00
BELGIUM	0	7.499	--	0	5.026	--
SWITZERLAND	0	41	--	0	444	--
FINLAND	64.131	67.386	5,08	89.305	87.255	-2,30
ITALY	148.120	31.680	-78,61	4.862.663	49.104	-98,99
GREECE	43.500	55.703	28,05	75.980	99.674	31,18
DEMOCRATIC REPUBLIC OF THE CONG	20.160	0	-100,00	13.248	0	-100,00
<b>-DAMAR TIRUAN, BAHAN PLASTIK</b>	<b>171.984.422</b>	<b>207.545.834</b>	<b>20,68</b>	<b>270.794.844</b>	<b>343.836.022</b>	<b>26,97</b>
JAPAN	36.928.527	37.635.236	1,91	62.714.136	68.554.577	9,31
HONG KONG	8.258.210	5.705.783	-30,91	12.240.034	6.766.990	-44,71
KOREA, REPUBLIC OF	1.463.279	2.247.472	53,59	3.252.862	3.625.050	11,44
TAIWAN	2.161.917	3.030.945	40,20	4.579.407	6.909.789	50,89
CHINA	13.988.286	15.336.333	9,64	12.717.903	14.126.833	11,08
MONGOLIA	0	2.508	--	0	7.323	--
MACAU	22.000	0	-100,00	13.737	0	-100,00
PAPUA NEW GUINEA	38.090	54.713	43,64	84.761	118.733	40,08
THAILAND	3.247.165	4.974.262	53,19	8.579.064	11.799.972	37,54
SINGAPORE	12.042.230	12.872.805	6,90	16.934.226	22.784.917	34,55
PHILIPPINES	3.396.121	6.481.773	90,86	7.526.113	11.820.322	57,06
MALAYSIA	17.623.685	18.566.439	5,35	25.449.214	28.553.478	12,20
MYANMAR (FORM. BURMA)	734.591	1.114.090	51,66	647.980	1.123.742	73,42
CAMBODIA	17.766	37.591	111,59	19.069	72.010	277,63
BRUNEI DARUSSALAM	75.676	68.470	-9,52	89.150	134.181	50,51
LAO PEOPLE'S DEMOCRATIC REPUBLI	383	0	-100,00	275	0	-100,00
NEPAL	12.887	0	-100,00	28.341	0	-100,00
VIET NAM	4.603.941	9.303.205	102,07	5.259.217	12.958.455	146,40
MALDIVES	15.357	29.631	92,95	32.239	66.914	107,56
INDIA	5.593.237	3.786.712	-32,30	6.312.812	5.061.183	-19,83
PAKISTAN	661.870	677.264	2,33	1.555.956	1.732.768	11,36
BANGLADESH	3.504.604	5.086.927	45,15	3.391.707	5.765.922	70,00
SRI LANKA	739.749	1.699.305	129,71	1.105.613	2.511.540	127,16
IRAN (ISLAMIC REPUBLIC OF)	22.064	806	-96,35	27.683	13.586	-50,92
SAUDI ARABIA	913.276	626.418	-31,41	2.501.815	1.904.544	-23,87
ISRAEL	0	36.627	--	0	108.123	--
KUWAIT	130.397	114.846	-11,93	302.469	264.272	-12,63
JORDAN	18.678	66.974	258,57	35.658	120.255	237,25
LEBANON	353.368	76.082	-78,47	579.381	174.055	-69,96



TABEL 5. PERKEMBANGAN EKSPOR INDONESIA MENURUT KOMODITI DAN NEGARA TUJUAN

JENIS BARANG	BERAT BERSIH (KG)		PERUB	NILAI FOB (US \$)		PERUB
	JAN-FEB 2007	JAN-FEB 2008	%	JAN-FEB 2007	JAN-FEB 2008	%
	(1)	(2)	(3)	(4)	(5)	(6)
YEMEN	80.922	466.505	476,49	182.422	635.904	248,59
OMAN	1.653	74.580	4.411,80	5.879	153.916	2.518,06
SYRIA ARAB REPUBLIC	78.010	266.231	241,28	167.403	436.024	160,46
TURKEY	5.001.166	10.969.595	119,34	4.211.366	13.575.277	222,35
UNITED ARAB EMIRATES	1.083.205	1.234.988	14,01	2.377.370	2.889.577	21,55
QATAR	10.509	7.020	-33,20	28.032	36.478	30,13
BAHRAIN	19.885	948.437	4.669,61	39.905	878.213	2.100,76
CYPRUS	9.953	0	-100,00	30.648	0	-100,00
EGYPT	1.458.039	1.323.834	-9,20	1.515.555	1.494.281	-1,40
LIBYAN ARAB JAMAHIRIYA	10.167	3.374	-66,81	34.123	9.788	-71,32
MOROCCO	66.728	40.239	-39,70	182.251	76.572	-57,99
TUNISIA	2.594	0	-100,00	7.583	0	-100,00
ALGERIA	0	14.368	--	0	27.018	--
SUDAN	2.001	181.536	8.972,26	11.010	358.746	3.158,37
ERITREA	2.242	0	-100,00	10.698	0	-100,00
ETHIOPIA	18.988	0	-100,00	56.220	0	-100,00
TANZANIA, UNITED REPUBLIC OF	112.247	8.021	-92,85	235.049	25.381	-89,20
MADAGASCAR	82.156	99.963	21,67	122.186	182.540	49,40
SOMALIA	8.851	38.214	331,75	43.500	144.497	232,18
KENYA	11.488	516.390	4.395,04	34.976	649.318	1.756,47
REUNION	37.652	22.745	-39,59	51.876	44.111	-14,97
MOZAMBIQUE	7.659	1.218	-84,10	13.002	1.275	-90,19
TOGO	99.000	112.405	13,54	165.000	213.267	29,25
GHANA	91.824	38.100	-58,51	126.960	130.444	2,74
LIBERIA	0	25.411	--	0	18.710	--
GUINEA	92.457	194.149	109,99	120.438	258.720	114,82
ANGOLA	0	23.661	--	0	30.673	--
CAMEROON	52.457	83.578	59,33	104.902	144.375	37,63
NIGERIA	536.435	761.878	42,03	1.589.856	1.540.292	-3,12
GABON	35.356	36.240	2,50	65.553	66.510	1,46
COTE D'IVOIRE	7.009	104.717	1.394,04	29.635	304.817	928,57
SENEGAL	0	13.589	--	0	21.503	--
MAURITANIA	0	38.694	--	0	68.013	--
MALI	18.362	54.017	194,18	21.951	97.038	342,07
BENIN	2.902	27.157	835,80	12.082	16.239	34,41
BURKINA FASO	3.290	14.869	351,95	2.066	29.510	1.328,36
SEYCHELLES	778	91	-88,30	2.162	273	-87,37
UGANDA	0	5	--	0	15	--
DJIBOUTI	124.364	7.283	-94,14	194.497	14.184	-92,71
SAO TOME AND PRINCIPE	12.452	0	-100,00	23.447	0	-100,00
SOUTH AFRICA	550.838	300.277	-45,49	1.011.708	597.222	-40,97
ZIMBABWE	17.549	0	-100,00	17.014	0	-100,00
ZAMBIA	0	27.557	--	0	47.079	--
MAURITIUS	646.540	1.074.202	66,15	820.997	1.475.794	79,76
AUSTRALIA	11.188.821	8.502.775	-24,01	15.504.813	13.663.941	-11,87
NEW ZEALAND	2.542.719	519.705	-79,56	3.534.118	1.075.859	-69,56
GUAM	800	353	-55,88	1.341	3.760	180,39
NEW CALEDONIA	10.498	22.077	110,30	26.689	89.002	233,48
VANUATU	700	847	21,00	695	1.361	95,83
WALLIS AND FUTUNA ISLANDS	0	32	--	0	50	--
COOK ISLANDS	316	4.026	1.174,05	551	5.775	948,09
FIJI	23.575	124.459	427,93	63.219	376.097	494,91
KIRIBATI	0	24	--	0	271	--
SAMOA	4.384	13.114	199,13	28.224	78.935	179,67
TONGA	0	15	--	0	12	--
EAST TIMOR	40.361	124.440	208,32	119.458	115.848	-3,02
UNITED STATES	19.662.280	35.912.738	82,65	34.023.736	62.263.545	83,00
CANADA	775.255	456.986	-41,05	1.765.014	1.095.708	-37,92
MEXICO	65.443	177.274	170,88	212.766	696.379	227,30
HONDURAS	5.449	0	-100,00	10.537	0	-100,00
NICARAGUA	0	176	--	0	214	--
PANAMA	11.673	0	-100,00	18.269	0	-100,00
SURINAME	0	6.274	--	0	12.535	--
CHILE	4.125	21.781	428,02	6.931	52.473	657,08
VENEZUELA	15.592	210	-98,65	57.722	4.641	-91,96
ARGENTINA	226.714	26.841	-88,16	487.858	63.694	-86,94
BRAZIL	86.674	71.065	-18,01	995.000	1.085.816	9,13
COLOMBIA	12.105	29.144	140,76	82.797	371.077	348,18
BOLIVIA	85	0	-100,00	2.189	0	-100,00
URUGUAY	47.026	116.198	147,09	71.916	190.193	164,47
PARAGUAY	264.000	0	-100,00	340.803	0	-100,00
ECUADOR	0	6.889	--	0	4.408	--
PERU	78.048	83.975	7,59	247.557	199.507	-19,41
GUYANA	0	14.699	--	0	20.815	--
TRINIDAD AND TOBAGO	0	5.298	--	0	40.802	--
BAHAMAS	882	4.609	422,56	326	5.471	1.578,22
JAMAICA	0	16.537	--	0	31.067	--
PUERTO RICO	0	15.604	--	0	35.270	--

TABEL 5. PERKEMBANGAN EKSPOR INDONESIA MENURUT KOMODITI DAN NEGARA TUJUAN

JENIS BARANG	BERAT BERSIH (KG)		PERUB %	NILAI FOB (US \$)		PERUB %
	JAN-FEB 2007	JAN-FEB 2008		JAN-FEB 2007	JAN-FEB 2008	
	(1)	(2)	(3)	(4)	(5)	(6)
DOMINICAN REPUBLIC	3.439	90	-97,38	5.987	100	-98,33
EL SALVADOR	22.000	0	-100,00	26.479	0	-100,00
COSTA RICA	264	13.322	4.946,21	620	52.919	8.435,32
BARBADOS	217	3	-98,62	285	31	-89,12
BERMUDA	452	599	32,52	4.030	2.829	-29,80
CAYMAN ISLANDS	0	1.210	--	0	315	--
FRENCH GUIANA	4.408	0	-100,00	42.787	0	-100,00
FRENCH POLYNESIA	1.325	2.773	109,28	1.905	14.304	650,87
GRENADA	0	16	--	0	108	--
MARTINIQUE	0	394	--	0	1.957	--
NETHERLANDS ANTILLES	3.864	19.447	403,29	6.475	3.999	-38,24
GUADELOUPE	90	881	878,89	211	1.034	390,05
SAINT KITTS AND NEVIS	19	0	-100,00	265	0	-100,00
UNITED KINGDOM	1.894.328	1.997.252	5,43	4.846.781	4.624.284	-4,59
NETHERLANDS	1.595.705	752.955	-52,81	4.108.675	1.826.484	-55,55
FRANCE	672.402	596.553	-11,28	1.962.539	2.322.787	18,36
GERMANY, FED. REP. OF	421.481	744.070	76,54	1.462.531	2.446.426	67,27
AUSTRIA	263	6.314	2.300,76	4.249	56.126	1.220,92
BELGIUM	712.252	1.968.430	176,37	1.462.298	4.628.456	216,52
SWITZERLAND	6.775	729.640	10.669,59	24.188	1.201.959	4.869,24
DENMARK	59.043	42.929	-27,29	148.656	136.598	-8,11
NORWAY	13.471	9.375	-30,41	30.159	24.886	-17,48
SWEDEN	13.029	45.928	252,51	101.760	170.070	67,13
FINLAND	78.909	17.117	-78,31	156.002	32.918	-78,90
IRELAND	216.157	80.339	-62,83	423.775	194.862	-54,02
ITALY	774.516	807.741	4,29	1.412.361	2.012.473	42,49
SPAIN	632.451	1.396.941	120,88	2.415.936	2.814.852	16,51
PORTUGAL	491.144	272.311	-44,56	757.449	578.976	-23,56
ICELAND	88.000	0	-100,00	116.026	0	-100,00
GREECE	273.885	737.203	169,17	717.496	1.339.396	86,68
DEMOCRATIC REPUBLIC OF THE CONG	1.818	57.678	3.072,61	2.486	57.392	2.208,61
HUNGARY	24.249	13.543	-44,15	57.433	35.824	-37,62
POLAND	151.282	460.044	204,10	366.418	775.394	111,61
ROMANIA	55.935	106.959	91,22	92.158	219.652	138,34
BULGARIA	17	45.576	267.994,12	159	105.524	66.267,30
ARMENIA	0	23.226	--	0	68.266	--
UKRAINE	1.411.814	1.118.883	-20,75	1.996.760	1.760.363	-11,84
LITHUANIA	35.200	45.176	28,34	63.172	77.928	23,36
LATVIA	682	15.999	2.245,89	1.576	28.760	1.724,87
CROATIA	16.780	32.711	94,94	31.833	68.798	116,12
BOSNIA AND HERZEGOVINA	0	4.906	--	0	23.783	--
MALTA	1.012	252	-75,10	6.772	2.918	-56,91
SLOVAKIA	0	442	--	0	2.801	--
SLOVENIA	997	0	-100,00	39.670	0	-100,00
CZECH REPUBLIC	2.735	2.554	-6,62	8.362	15.085	80,40
RUSSIA FEDERATION	269.405	307.532	14,15	635.447	746.731	17,51
<b>-BAHAN KERTAS</b>	<b>471.807.084</b>	<b>415.624.513</b>	<b>-11,91</b>	<b>183.982.272</b>	<b>198.920.637</b>	<b>8,12</b>
JAPAN	20.149.484	23.534.634	16,80	9.668.692	11.930.796	23,40
KOREA, REPUBLIC OF	89.335.321	126.380.313	41,47	32.205.508	53.364.650	65,70
TAIWAN	19.957.405	15.734.614	-21,16	10.910.054	9.718.247	-10,92
CHINA	214.033.434	166.124.476	-22,38	84.150.956	82.333.100	-2,16
THAILAND	1.496.000	1.309.053	-12,50	610.158	838.441	37,41
SINGAPORE	138	500.541	362.610,87	237	195.470	82.376,79
PHILIPPINES	640.000	1.298.330	102,86	253.004	566.206	123,79
VIET NAM	953.684	4.861.505	409,76	421.710	1.895.987	349,59
INDIA	27.341.108	28.208.238	3,17	10.008.953	13.647.809	36,36
BANGLADESH	7.521.458	4.028.099	-46,45	2.871.676	2.220.481	-22,68
IRAN (ISLAMIC REPUBLIC OF)	0	100.275	--	0	59.162	--
SAUDI ARABIA	0	501.323	--	0	195.516	--
KUWAIT	1.992.000	996.505	-49,97	705.168	388.637	-44,89
JORDAN	2.898.928	0	-100,00	1.364.107	0	-100,00
LEBANON	0	19.802	--	0	11.881	--
UNITED ARAB EMIRATES	3.637.933	1.600.481	-56,01	1.352.115	789.442	-41,61
ETHIOPIA	100.000	0	-100,00	40.473	0	-100,00
REUNION	118	0	-100,00	80	0	-100,00
SOUTH AFRICA	431	0	-100,00	475	0	-100,00
AUSTRALIA	102	496.190	486.360,78	309	262.981	85.007,12
UNITED STATES	23.905.103	0	-100,00	7.888.684	0	-100,00
NETHERLANDS	12.957.692	7.011.734	-45,89	4.604.717	3.505.867	-23,86
FRANCE	17.464.198	7.963.433	-54,40	7.217.998	3.981.717	-44,84
FINLAND	19.920	0	-100,00	7.629	0	-100,00
ITALY	27.402.597	24.954.967	-8,93	9.699.401	13.014.247	34,18
SPAIN	8	0	-100,00	133	0	-100,00
RUSSIA FEDERATION	22	0	-100,00	35	0	-100,00
<b>-ALAS KAKI (KULIT, KARET DAN KANV</b>	<b>19.291.305</b>	<b>22.008.267</b>	<b>14,08</b>	<b>267.684.483</b>	<b>302.473.211</b>	<b>13,00</b>
JAPAN	1.290.304	1.535.750	19,02	16.256.179	17.784.012	9,40

TABEL 5. PERKEMBANGAN EKSPOR INDONESIA MENURUT KOMODITI DAN NEGARA TUJUAN

JENIS BARANG	BERAT BERSIH (KG)		PERUB	NILAI FOB (US \$)		PERUB
	JAN-FEB 2007	JAN-FEB 2008	%	JAN-FEB 2007	JAN-FEB 2008	%
	(1)	(2)	(3)	(4)	(5)	(6)
HONG KONG	237.374	304.448	28,26	3.269.716	4.353.191	33,14
KOREA, DEMOCRATIC PEOPLE'S REPL	0	15.444	--	0	236.692	--
KOREA, REPUBLIC OF	368.132	553.583	50,38	4.490.997	6.599.615	46,95
TAIWAN	243.606	305.995	25,61	1.864.450	2.219.551	19,05
CHINA	339.056	738.234	117,73	5.006.782	11.115.608	122,01
PAPUA NEW GUINEA	3.821	26.722	599,35	42.900	248.178	478,50
THAILAND	149.445	113.443	-24,09	2.337.274	2.508.543	7,33
SINGAPORE	783.969	680.874	-13,15	8.194.040	6.812.212	-16,86
PHILIPPINES	81.545	148.706	82,36	846.057	1.399.528	65,42
MALAYSIA	168.292	289.147	71,81	2.457.666	2.334.756	-5,00
BRUNEI DARUSSALAM	4.467	5.398	20,84	24.759	50.707	104,80
NEPAL	86	324	276,74	959	5.042	425,76
VIET NAM	13.720	17.946	30,80	201.179	318.449	58,29
MALDIVES	36.061	63.569	76,28	71.934	62.118	-13,65
INDIA	28.370	28.982	2,16	275.518	271.063	-1,62
PAKISTAN	0	456	--	0	3.847	--
SRI LANKA	0	10.536	--	0	18.268	--
SAUDI ARABIA	15.601	24.255	55,47	41.543	143.405	245,20
ISRAEL	0	14.502	--	0	189.435	--
KUWAIT	890	3.535	297,19	20.471	23.178	13,22
JORDAN	22.494	2.998	-86,67	29.568	10.308	-65,14
LEBANON	435	5.322	1.123,45	1.076	44.826	4.065,99
YEMEN	7.336	4.522	-38,36	8.109	4.293	-47,06
OMAN	64	0	-100,00	30	0	-100,00
TURKEY	75.292	102.355	35,94	996.818	1.356.985	36,13
UNITED ARAB EMIRATES	111.212	112.952	1,56	1.189.968	1.316.155	10,60
BAHRAIN	13	0	-100,00	10	0	-100,00
CYPRUS	19.781	4.884	-75,31	136.462	66.261	-51,44
EGYPT	17.374	9.886	-43,10	206.660	122.211	-40,86
TUNISIA	0	2.286	--	0	34.181	--
ALGERIA	966	1.666	72,46	15.021	35.552	136,68
SUDAN	6	0	-100,00	49	0	-100,00
ERITREA	174	0	-100,00	833	0	-100,00
MADAGASCAR	10.215	9.432	-7,67	9.240	17.315	87,39
KENYA	30.093	22.512	-25,19	41.779	65.172	55,99
REUNION	304	1.130	271,71	2.051	5.461	166,26
MOZAMBIQUE	12.000	273	-97,73	5.160	1.805	-65,02
TOGO	4.840	3.359	-30,60	7.800	2.100	-73,08
GHANA	7.000	12.000	71,43	11.868	3.000	-74,72
GUINEA	1.125	23.349	1.975,47	1.500	52.200	3.380,00
CONGO	0	12.139	--	0	10.844	--
GABON	0	1.035	--	0	4.930	--
COTE D'IVOIRE	0	281	--	0	4.199	--
SENEGAL	0	315	--	0	4.510	--
BENIN	0	94	--	0	80	--
U.S. VIRGIN ISLANDS	40	0	-100,00	248	0	-100,00
SEYCHELLES	28	148	428,57	2.015	2.655	31,76
DJIBOUTI	200	0	-100,00	5.226	0	-100,00
SOUTH AFRICA	197.878	176.490	-10,81	2.598.683	2.738.434	5,38
MAURITIUS	10.967	7.988	-27,16	19.107	16.891	-11,60
AUSTRALIA	291.805	336.559	15,34	4.528.830	4.753.431	4,96
NEW ZEALAND	41.754	54.421	30,34	699.993	1.017.182	45,31
GUAM	300	0	-100,00	499	0	-100,00
NEW CALEDONIA	4.228	248	-94,13	16.853	1.772	-89,49
NORTHERN MARIANA ISLANDS	2.010	0	-100,00	19.495	0	-100,00
VANUATU	883	2.987	238,28	1.106	8.164	638,16
COOK ISLANDS	0	146	--	0	1.848	--
FIJI	1.821	1.854	1,81	27.799	24.464	-12,00
EAST TIMOR	3.029	11.594	282,77	31.687	87.385	175,78
UNITED STATES	4.182.056	4.039.887	-3,40	61.806.890	58.274.927	-5,71
CANADA	231.273	165.566	-28,41	3.087.802	2.367.850	-23,32
MEXICO	774.521	667.700	-13,79	6.890.825	6.794.545	-1,40
HONDURAS	0	19.039	--	0	133.254	--
PANAMA	158.784	174.088	9,64	2.249.643	2.406.718	6,98
CHILE	58.325	45.428	-22,11	840.076	605.394	-27,94
VENEZUELA	1.943	0	-100,00	43.801	0	-100,00
ARGENTINA	43.128	106.536	147,02	550.370	1.431.970	160,18
BRAZIL	96.337	93.025	-3,44	1.403.063	1.479.011	5,41
COLOMBIA	26.208	34.266	30,75	342.365	425.555	24,30
URUGUAY	5.934	6.269	5,65	90.506	105.308	16,35
PARAGUAY	8.541	8.075	-5,46	104.793	103.777	-0,97
ECUADOR	16.899	9.200	-45,56	229.128	152.771	-33,33
PERU	24.111	10.767	-55,34	275.045	127.309	-53,71
JAMAICA	36	36	0,00	740	1.314	77,57
PUERTO RICO	670	1.407	110,00	1.052	7.890	650,00
BELIZE	42	0	-100,00	57	0	-100,00
DOMINICAN REPUBLIC	751	1.157	54,06	1.392	2.297	65,01
COSTA RICA	6.985	26	-99,63	95.089	662	-99,30

TABEL 5. PERKEMBANGAN EKSPOR INDONESIA MENURUT KOMODITI DAN NEGARA TUJUAN

JENIS BARANG	BERAT BERSIH (KG)		PERUB %	NILAI FOB (US \$)		PERUB %
	JAN-FEB 2007	JAN-FEB 2008		JAN-FEB 2007	JAN-FEB 2008	
(1)	(2)	(3)	(4)	(5)	(6)	(7)
BARBADOS	0	22.007	--	0	60.196	--
ANTIGUA AND BARBUDA	0	12	--	0	147	--
BERMUDA	142	196	38,03	1.267	925	-26,99
FRENCH POLYNESIA	3.982	2.354	-40,88	10.528	7.958	-24,41
MARTINIQUE	0	70	--	0	426	--
NETHERLANDS ANTILLES	261	1.002	283,91	4.346	4.245	-2,32
GUADELOUPE	91	0	-100,00	220	0	-100,00
UNITED KINGDOM	1.835.253	1.394.642	-24,01	22.814.971	18.285.840	-19,85
NETHERLANDS	1.134.480	1.054.901	-7,01	15.825.116	14.611.748	-7,67
FRANCE	438.075	533.973	21,89	5.710.355	7.248.918	26,94
GERMANY, FED. REP. OF	1.465.840	2.129.422	45,27	25.359.700	34.185.132	34,80
AUSTRIA	7.697	47.490	516,99	74.547	730.883	880,43
BELGIUM	1.646.021	2.341.613	42,26	24.757.860	33.895.863	36,91
SWITZERLAND	20.601	39.482	91,65	263.146	535.409	103,46
MONACO	0	914	--	0	7.261	--
DENMARK	232.435	393.538	69,31	6.076.109	7.221.851	18,86
NORWAY	35.759	25.832	-27,76	494.990	521.194	5,29
SWEDEN	37.255	79.757	114,08	492.434	1.233.922	150,58
FINLAND	14.815	20.508	38,43	196.243	700.814	257,12
IRELAND	38.482	31.869	-17,18	611.225	508.325	-16,84
ITALY	1.273.332	1.358.060	6,65	16.761.078	20.739.111	23,73
SPAIN	404.103	504.388	24,82	4.682.581	5.714.389	22,04
PORTUGAL	42.519	52.815	24,22	1.255.101	1.262.658	0,60
GREECE	54.256	186.551	243,83	663.396	2.259.785	240,64
HUNGARY	5.690	14.993	163,50	45.123	149.992	232,41
POLAND	18.656	30.815	65,17	222.778	294.554	32,22
ROMANIA	1.328	1.276	-3,92	10.712	38.070	255,40
BULGARIA	438	680	55,25	6.714	6.776	0,92
YUGOSLAVIA	3.107	27.592	788,06	60.247	388.295	544,51
KAZAKHSTAN	0	1.487	--	0	38.420	--
UKRAINE	11.450	61.908	440,68	160.063	819.540	412,01
LITHUANIA	1.396	1.157	-17,12	32.463	33.568	3,40
LATVIA	5.442	299	-94,51	63.796	2.164	-96,61
ESTONIA	26.831	2.791	-89,60	848.287	26.053	-96,93
CROATIA	11.481	6.043	-47,37	86.144	82.061	-4,74
MALTA	700	0	-100,00	14.920	0	-100,00
SLOVAKIA	118.261	71.635	-39,43	4.483.927	2.709.602	-39,57
SLOVENIA	5.223	40.359	672,72	51.035	394.922	673,83
CZECH REPUBLIC	10.741	31.176	190,25	149.178	374.766	151,22
RUSSIA FEDERATION	108.212	305.114	181,96	1.363.279	4.444.864	226,04
<b>-PRODUK KERAMIK</b>	<b>78.986.573</b>	<b>76.204.192</b>	<b>-3,52</b>	<b>41.246.792</b>	<b>49.966.586</b>	<b>21,14</b>
JAPAN	1.402.009	1.352.141	-3,56	3.646.486	4.975.243	36,44
HONG KONG	74.782	106.801	42,82	104.689	288.367	175,45
KOREA, REPUBLIC OF	7.954.877	7.002.712	-11,97	3.253.626	2.807.169	-13,72
TAIWAN	6.511.168	6.338.603	-2,65	2.082.404	2.062.490	-0,96
CHINA	151.952	205.957	35,54	389.880	612.982	57,22
MACAU	449	917	104,23	4.485	16.314	263,75
PAPUA NEW GUINEA	98.964	3.198	-96,77	26.226	5.083	-80,62
THAILAND	5.126.967	5.202.895	1,48	1.486.468	2.008.504	35,12
SINGAPORE	765.120	758.809	-0,82	697.560	752.924	7,94
PHILIPPINES	1.047.270	2.438.494	132,84	338.942	792.056	133,68
MALAYSIA	8.772.673	7.651.458	-12,78	1.608.331	1.975.570	22,83
MYANMAR (FORM. BURMA)	259.900	441.173	69,75	36.361	74.235	104,16
CAMBODIA	310.507	449.428	44,74	72.039	120.460	67,21
BRUNEI DARUSSALAM	368.330	281.252	-23,64	68.821	81.962	19,09
LAO PEOPLE'S DEMOCRATIC REPUBLI	245	0	-100,00	1.454	0	-100,00
VIET NAM	71.934	8.340	-88,41	42.166	68.057	61,40
MALDIVES	135.276	78.456	-42,00	60.601	53.735	-11,33
INDIA	192.605	598.631	210,81	534.713	877.127	64,04
PAKISTAN	2.487.779	4.031.442	62,05	474.354	865.639	82,49
BANGLADESH	16.847	112.742	569,21	69.698	46.114	-33,84
SRI LANKA	1.441.514	2.664.419	84,83	300.028	548.806	82,92
IRAN (ISLAMIC REPUBLIC OF)	8	19.770	247.025,00	9	11.603	128.822,22
SAUDI ARABIA	6.420.148	3.664.218	-42,93	1.057.957	763.109	-27,87
ISRAEL	0	158.118	--	0	51.216	--
KUWAIT	553.829	370.869	-33,04	97.318	66.108	-32,07
JORDAN	228.712	223.728	-2,18	32.792	43.685	33,22
LEBANON	296	114	-61,49	72	67	-6,94
YEMEN	272.238	24.215	-91,11	63.329	5.991	-90,54
OMAN	990	21	-97,88	13.312	276	-97,93
SYRIA ARAB REPUBLIC	0	605	--	0	923	--
TURKEY	1.230.122	268.877	-78,14	731.969	205.668	-71,90
UNITED ARAB EMIRATES	953.392	1.982.287	107,92	654.149	1.118.786	71,03
QATAR	631.555	794.982	25,88	141.725	384.023	170,96
BAHRAIN	94.068	52.000	-44,72	24.399	34.684	42,15
CYPRUS	46.425	4.877	-89,49	13.078	13.308	1,76
EGYPT	38.100	82.659	116,95	47.437	85.693	80,65

TABEL 5. PERKEMBANGAN EKSPOR INDONESIA MENURUT KOMODITI DAN NEGARA TUJUAN

JENIS BARANG	BERAT BERSIH (KG)		PERUB %	NILAI FOB (US \$)		PERUB %	
	JAN-FEB 2007	JAN-FEB 2008		JAN-FEB 2007	JAN-FEB 2008		
	(1)	(2)	(3)	(4)	(5)	(6)	(7)
TUNISIA		1.505	8.246	447,91	4.002	28.017	600,07
SUDAN		0	22.015	--	0	4.202	--
TANZANIA, UNITED REPUBLIC OF		0	78.324	--	0	9.294	--
MADAGASCAR		0	427	--	0	350	--
REUNION		174.469	482.803	176,73	48.837	135.439	177,33
MOZAMBIQUE		4.641	0	-100,00	10.057	0	-100,00
BOTSWANA		20.160	84.425	318,77	3.110	14.840	377,17
TOGO		0	17.539	--	0	3.858	--
ANGOLA		576.783	9.250	-98,40	134.069	1.485	-98,89
CONGO		154	0	-100,00	100	0	-100,00
NIGERIA		0	69.131	--	0	52.788	--
GABON		48	258	437,50	45	212	371,11
COTE D'IVOIRE		69	0	-100,00	72	0	-100,00
SENEGAL		0	85	--	0	108	--
MAURITANIA		0	24.094	--	0	4.303	--
BENIN		0	994	--	0	540	--
SEYCHELLES		2.664	0	-100,00	3.704	0	-100,00
UGANDA		569	0	-100,00	975	0	-100,00
SOUTH AFRICA		1.382.238	3.279.334	137,25	3.314.849	6.300.668	90,07
MAURITIUS		637.481	924.347	45,00	127.676	211.180	65,40
AUSTRALIA		6.424.654	6.490.281	1,02	2.656.588	2.719.601	2,37
NEW ZEALAND		258.084	421.208	63,21	132.347	198.450	49,95
GUAM		6.786	2.957	-56,42	7.137	1.959	-72,55
PALAU		0	5	--	0	32	--
NEW CALEDONIA		1.595	4.066	154,92	1.558	3.880	149,04
VANUATU		58.947	20.648	-64,97	31.570	5.560	-82,39
WALLIS AND FUTUNA ISLANDS		292	399	36,64	564	699	23,94
COOK ISLANDS		379	2	-99,47	534	35	-93,45
FIJI		66.002	74.160	12,36	23.618	45.787	93,86
SAMOA		19.160	0	-100,00	4.584	0	-100,00
SOLOMON ISLANDS		0	474	--	0	1.265	--
EAST TIMOR		2.990	49.750	1.563,88	3.501	32.635	832,16
UNITED STATES		11.766.947	7.965.227	-32,31	8.176.412	9.377.472	14,69
CANADA		1.191.022	1.006.593	-15,48	773.349	626.866	-18,94
MEXICO		29.900	14.371	-51,94	95.114	42.138	-55,70
GUATEMALA		46.836	0	-100,00	11.524	0	-100,00
PANAMA		3.867	304.461	7.773,31	3.627	79.014	2.078,49
CHILE		47.102	96.172	104,18	17.514	49.357	181,81
ARGENTINA		27.998	2.437	-91,30	16.963	2.378	-85,98
BRAZIL		804	2.269	182,21	1.289	26.709	1.972,07
COLOMBIA		43.084	20.631	-52,11	66.833	37.788	-43,46
URUGUAY		0	23.760	--	0	5.472	--
TRINIDAD AND TOBAGO		0	122.630	--	0	42.793	--
BAHAMAS		2.732	422	-84,55	16.165	480	-97,03
JAMAICA		74.884	705	-99,06	18.400	1.069	-94,19
PUERTO RICO		96.519	223.051	131,10	30.450	100.990	231,66
DOMINICAN REPUBLIC		4.920	5.320	8,13	3.414	5.872	72,00
COSTA RICA		1.971	2.650	34,45	1.272	2.983	134,51
BARBADOS		0	267	--	0	788	--
ANTIGUA AND BARBUDA		0	4	--	0	10	--
ARUBA		41	0	-100,00	66	0	-100,00
BERMUDA		196	35	-82,14	1.747	345	-80,25
CAYMAN ISLANDS		29	61	110,34	8	16	100,00
FRENCH GUIANA		706	0	-100,00	1.379	0	-100,00
FRENCH POLYNESIA		3.887	294.136	7.467,17	4.958	34.257	590,94
GRENADA		500	25.257	4.951,40	52	8.070	15.419,23
MARTINIQUE		0	77	--	0	266	--
NETHERLANDS ANTILLES		175	55	-68,57	503	128	-74,55
TURKS AND CAICOS ISLANDS		0	449	--	0	743	--
GUADELOUPE		641	865	34,95	1.348	1.314	-2,52
UNITED KINGDOM		1.140.980	1.667.373	46,14	1.889.276	2.860.345	51,40
NETHERLANDS		405.769	322.420	-20,54	289.355	390.831	35,07
FRANCE		372.858	255.366	-31,51	794.634	402.996	-49,29
GERMANY, FED. REP. OF		103.522	254.612	145,95	336.383	375.832	11,73
AUSTRIA		2.145	4.539	111,61	3.718	7.804	109,90
BELGIUM		873.785	497.644	-43,05	477.989	938.064	96,25
SWITZERLAND		91.250	6.531	-92,84	71.466	14.390	-79,86
DENMARK		21.660	49.897	130,36	26.327	31.402	19,28
NORWAY		753.131	350.871	-53,41	174.339	234.425	34,47
SWEDEN		406.528	492.296	21,10	146.936	404.579	175,34
FINLAND		26.285	9.280	-64,69	237.995	99.146	-58,34
IRELAND		123.543	2.041	-98,35	182.232	1.147	-99,37
ITALY		2.092.457	1.331.442	-36,37	1.506.606	1.099.481	-27,02
SPAIN		477.259	315.536	-33,89	667.112	452.518	-32,17
PORTUGAL		1.618	8.617	432,57	2.080	21.192	918,85
GREECE		836.181	355.556	-57,48	177.671	139.075	-21,72
HUNGARY		1.809	681	-62,35	2.886	1.145	-60,33
POLAND		3.032	1.251	-58,74	3.343	953	-71,49

TABEL 5. PERKEMBANGAN EKSPOR INDONESIA MENURUT KOMODITI DAN NEGARA TUJUAN

JENIS BARANG	BERAT BERSIH (KG)		PERUB	NILAI FOB (US \$)		PERUB
	JAN-FEB 2007	JAN-FEB 2008	%	JAN-FEB 2007	JAN-FEB 2008	%
	(1)	(2)	(3)	(4)	(5)	(6)
ROMANIA	1.830	580	-68,31	3.600	2.031	-43,58
BULGARIA	554	929	67,69	5.742	2.174	-62,14
YUGOSLAVIA	0	440	--	0	452	--
AZERBAIJAN	0	3	--	0	3	--
UKRAINE	178.311	412.677	131,44	86.549	149.919	73,22
CROATIA	5.027	15.641	211,14	26.287	86.129	227,65
BOSNIA AND HERZEGOVINA	0	379	--	0	1.773	--
MALTA	85.739	94.958	10,75	17.236	26.137	51,64
SLOVAKIA	2	957	47.750,00	38	2.427	6.286,84
SLOVENIA	19	599	3.052,63	11	1.429	12.890,91
CZECH REPUBLIC	0	1.674	--	0	8.352	--
RUSSIA FEDERATION	335.797	197.067	-41,31	188.219	167.953	-10,77
<b>-EMAS BATANGAN</b>	<b>6.370</b>	<b>6.168</b>	<b>-3,17</b>	<b>128.022.236</b>	<b>177.073.795</b>	<b>38,31</b>
JAPAN	0	25	--	0	659.471	--
HONG KONG	208	1.568	653,85	4.419.750	45.127.904	921,05
SINGAPORE	3.427	2.785	-18,73	71.434.671	79.450.724	11,22
MALAYSIA	203	318	56,65	4.258.257	9.802.896	130,21
AUSTRALIA	2.363	1.472	-37,71	44.352.588	42.032.800	-5,23
SWITZERLAND	169	0	-100,00	3.556.970	0	-100,00
<b>-PESAWAT UDARA DAN BAGIANNYA</b>	<b>591.038</b>	<b>415.103</b>	<b>-29,77</b>	<b>27.107.654</b>	<b>12.629.642</b>	<b>-53,41</b>
JAPAN	4.351	2.208	-49,25	1.259.223	257.198	-79,57
HONG KONG	23	1.158	4.934,78	4.840	11.083	128,99
KOREA, REPUBLIC OF	1.062	907	-14,60	112.307	261.380	132,74
TAIWAN	560	6.412	1.045,00	1.500	126.481	8.332,07
CHINA	7.441	289	-96,12	738.646	165.778	-77,56
THAILAND	6.066	1.223	-79,84	98.628	141.427	43,39
SINGAPORE	42.432	103.360	143,59	3.397.174	1.879.969	-44,66
PHILIPPINES	154	1.234	701,30	2.127	2.875	35,17
MALAYSIA	25.042	47.612	90,13	4.073.492	626.215	-84,63
CAMBODIA	304	0	-100,00	3.000	0	-100,00
BRUNEI DARUSSALAM	5	85	1.600,00	6.395	4.190	-34,48
INDIA	0	6	--	0	46	--
PAKISTAN	162	215	32,72	620.489	378.503	-39,00
BANGLADESH	69	0	-100,00	200	0	-100,00
SRI LANKA	1	280	27.900,00	344	5.000	1.353,49
SAUDI ARABIA	576	21.340	3.604,86	473	67.951	14.265,96
ISRAEL	0	150	--	0	1.000	--
YEMEN	0	34	--	0	440	--
OMAN	10	0	-100,00	9.358	0	-100,00
TURKEY	141	50	-64,54	18.192	79.823	338,78
UNITED ARAB EMIRATES	156.514	902	-99,42	1.049.703	183.248	-82,54
MADAGASCAR	3.695	0	-100,00	1.856	0	-100,00
KENYA	0	421	--	0	27.600	--
REUNION	832	0	-100,00	4.518	0	-100,00
BURKINA FASO	0	1	--	0	50	--
CENTRAL AFRICAN REPUBLIC	42	0	-100,00	2.000	0	-100,00
SOUTH AFRICA	3.177	3	-99,91	16.333	6	-99,96
AUSTRALIA	14.119	4.549	-67,78	1.005.408	213.406	-78,77
NEW ZEALAND	3.451	1.000	-71,02	1.031.348	50.000	-95,15
UNITED STATES	13.686	25.116	83,52	1.461.451	1.507.517	3,15
CANADA	25	149	496,00	9.050	38.750	328,18
UNITED KINGDOM	228.860	33.093	-85,54	4.806.577	4.381.350	-8,85
NETHERLANDS	3.023	5.795	91,70	94.090	155.485	65,25
FRANCE	31.686	189	-99,40	517.051	53.950	-89,57
GERMANY, FED. REP. OF	25.010	27.421	9,64	3.073.131	221.665	-92,79
BELGIUM	7.863	604	-92,32	39.415	9.612	-75,61
SWITZERLAND	1.379	2.274	64,90	128.983	76.061	-41,03
LUXEMBOURG	0	45	--	0	5.500	--
DENMARK	572	0	-100,00	44.577	0	-100,00
NORWAY	3.750	0	-100,00	500.000	0	-100,00
IRELAND	63	3	-95,24	38.000	5.609	-85,24
ITALY	52	10	-80,77	37.898	21.957	-42,06
SPAIN	740	122.215	16.415,54	499.877	1.648.517	229,78
PORTUGAL	0	4.000	--	0	5.000	--
BULGARIA	0	750	--	0	15.000	--
RUSSIA FEDERATION	4.100	0	-100,00	2.400.000	0	-100,00
<b>-KAPAL LAUT DAN SEJENISNYA</b>	<b>39.926.882</b>	<b>50.244.851</b>	<b>25,84</b>	<b>130.358.648</b>	<b>82.135.913</b>	<b>-36,99</b>
JAPAN	638.000	179	-99,97	3.184.455	3.222	-99,90
KOREA, REPUBLIC OF	2.580	0	-100,00	63.600	0	-100,00
THAILAND	22.644	3.000	-86,75	10.300	797	-92,26
SINGAPORE	21.343.529	38.579.854	80,76	39.201.457	71.733.014	82,99
MALAYSIA	2.800.302	1.292.895	-53,83	955.720	1.270.409	32,93
VIET NAM	0	9.829.000	--	0	4.000.000	--
INDIA	676.453	124.000	-81,67	7.019.800	4.638.000	-33,93
SAUDI ARABIA	4.151.518	0	-100,00	1.780.549	0	-100,00

TABEL 5. PERKEMBANGAN EKSPOR INDONESIA MENURUT KOMODITI DAN NEGARA TUJUAN

JENIS BARANG	BERAT BERSIH (KG)		PERUB	NILAI FOB (US \$)		PERUB
	JAN-FEB 2007	JAN-FEB 2008	%	JAN-FEB 2007	JAN-FEB 2008	%
	(1)	(2)	(3)	(4)	(5)	(6)
YEMEN	0	19.500	--	0	22.991	--
UNITED ARAB EMIRATES	11	366.428	3.331.063,64	1.400	243.982	17.327,29
AUSTRALIA	4.267.845	27.000	-99,37	61.741.367	22.430	-99,96
UNITED KINGDOM	0	30	--	0	10	--
FRANCE	0	2.965	--	0	201.058	--
ITALY	6.024.000	0	-100,00	16.400.000	0	-100,00
<b>-PERLENGKAPAN OLAHRAGA DAN MA</b>	<b>4.046.972</b>	<b>4.183.717</b>	<b>3,38</b>	<b>30.990.590</b>	<b>40.176.791</b>	<b>29,64</b>
JAPAN	196.648	233.106	18,54	4.040.560	5.633.628	39,43
HONG KONG	28.742	25.589	-10,97	280.413	237.226	-15,40
KOREA, REPUBLIC OF	40.979	50.741	23,82	251.266	314.282	25,08
TAIWAN	636	6.852	977,36	3.986	20.587	416,48
CHINA	106.531	159.628	49,84	781.449	1.343.228	71,89
PAPUA NEW GUINEA	0	563	--	0	1.911	--
THAILAND	8.826	8.376	-5,10	31.493	42.388	34,59
SINGAPORE	136.432	32.445	-76,22	2.411.370	1.319.288	-45,29
PHILIPPINES	39.166	49.570	26,56	34.659	138.431	299,41
MALAYSIA	81.051	114.055	40,72	345.029	806.126	133,64
CAMBODIA	0	1.371	--	0	56.754	--
BRUNEI DARUSSALAM	0	6.368	--	0	8.056	--
VIET NAM	4.647	11.033	137,42	48.441	122.770	153,44
MALDIVES	0	283	--	0	900	--
INDIA	16.928	15.287	-9,69	108.046	119.216	10,34
PAKISTAN	49.626	44.046	-11,24	100.929	127.955	26,78
SRI LANKA	19.839	39.429	98,74	14.590	32.626	123,62
SAUDI ARABIA	9.429	10.502	11,38	9.492	69.016	627,10
KUWAIT	1.876	0	-100,00	16.123	0	-100,00
JORDAN	0	16.983	--	0	39.614	--
LEBANON	19.735	0	-100,00	29.644	0	-100,00
YEMEN	0	683	--	0	1.920	--
TURKEY	313	0	-100,00	1.543	0	-100,00
UNITED ARAB EMIRATES	6.514	77.268	1.086,18	46.941	715.222	1.423,66
QATAR	9	0	-100,00	80	0	-100,00
BAHRAIN	9	0	-100,00	80	0	-100,00
EGYPT	6.926	13.154	89,92	76.163	95.901	25,92
ALGERIA	10.311	19.491	89,03	10.486	44.910	328,29
SUDAN	15.650	4.704	-69,94	28.684	30.326	5,72
KENYA	0	9	--	0	344	--
BENIN	6.623	5.815	-12,20	37.680	44.426	17,90
SOUTH AFRICA	2.984	964	-67,69	17.648	13.441	-23,84
AUSTRALIA	103.131	105.355	2,16	694.257	726.896	4,70
NEW ZEALAND	18.431	5.746	-68,82	90.474	70.658	-21,90
GUAM	11.008	0	-100,00	8.000	0	-100,00
NEW CALEDONIA	465	0	-100,00	588	0	-100,00
FIJI	535	152	-71,59	1.337	374	-72,03
EAST TIMOR	48	330	587,50	28	781	2.689,29
UNITED STATES	1.066.462	1.015.339	-4,79	7.484.371	9.107.645	21,69
CANADA	58.853	42.070	-28,52	453.463	282.744	-37,65
MEXICO	239.883	129.664	-45,95	1.360.903	1.117.152	-17,91
GUATEMALA	35	0	-100,00	34	0	-100,00
PANAMA	2.040	2.948	44,51	20.100	29.349	46,01
CHILE	39.837	0	-100,00	249.799	0	-100,00
VENEZUELA	24.200	24.766	2,34	150.491	208.558	38,59
ARGENTINA	58.627	33.504	-42,85	339.149	269.842	-20,44
BRAZIL	150.822	294.967	95,57	984.677	2.210.313	124,47
COLOMBIA	13.779	8.300	-39,76	87.086	57.964	-33,44
BOLIVIA	877	0	-100,00	3.276	0	-100,00
PARAGUAY	0	3.341	--	0	21.600	--
PERU	7.005	26	-99,63	37.470	5	-99,99
FRENCH POLYNESIA	0	1.022	--	0	15.216	--
UNITED KINGDOM	225.777	359.053	59,03	1.927.812	3.404.698	76,61
NETHERLANDS	179.248	195.142	8,87	1.203.356	1.478.403	22,86
FRANCE	216.170	205.864	-4,77	1.267.827	1.620.933	27,85
GERMANY, FED. REP. OF	224.098	168.823	-24,67	2.220.516	2.122.747	-4,40
AUSTRIA	18.798	23.092	22,84	129.461	270.459	108,91
BELGIUM	98.066	34.916	-64,40	546.142	357.447	-34,55
SWITZERLAND	12.462	40.742	226,93	68.384	207.051	202,78
DENMARK	3.819	61.119	1.500,39	25.530	755.847	2.860,62
NORWAY	32.563	6.031	-81,48	128.665	72.621	-43,56
SWEDEN	34.013	86.723	154,97	154.197	648.405	320,50
FINLAND	15.500	488	-96,85	5.670	41.904	639,05
IRELAND	6.340	157	-97,52	51.007	1.347	-97,36
ITALY	90.103	105.415	16,99	507.051	1.001.899	97,59
SPAIN	33.900	62.584	84,61	256.989	689.581	168,33
PORTUGAL	0	8.668	--	0	122.875	--
GREECE	17.120	31.570	84,40	93.520	354.014	278,54
HUNGARY	12.394	10.566	-14,75	69.896	67.879	-2,89
POLAND	3.859	25.131	551,23	38.148	233.556	512,24

TABEL 5. PERKEMBANGAN EKSPOR INDONESIA MENURUT KOMODITI DAN NEGARA TUJUAN

JENIS BARANG	BERAT BERSIH (KG)		PERUB	NILAI FOB (US \$)		PERUB
	JAN-FEB 2007	JAN-FEB 2008	%	JAN-FEB 2007	JAN-FEB 2008	%
(1)	(2)	(3)	(4)	(5)	(6)	(7)
BELARUS	7.728	0	-100,00	20.104	0	-100,00
UKRAINE	5.315	4.320	-18,72	57.859	26.978	-53,37
LATVIA	0	16	--	0	400	--
CROATIA	19.569	0	-100,00	44.371	0	-100,00
SLOVAKIA	0	2.235	--	0	46.210	--
SLOVENIA	4.229	4.088	-3,33	10.252	11.325	10,47
CZECH REPUBLIC	108.497	84.233	-22,36	816.187	660.244	-19,11
RUSSIA FEDERATION	70.936	46.896	-33,89	655.348	480.379	-26,70
<b>-PENA DAN PENSIL</b>	<b>1.378.344</b>	<b>1.160.819</b>	<b>-15,78</b>	<b>9.350.342</b>	<b>9.201.255</b>	<b>-1,59</b>
JAPAN	100.826	70.088	-30,49	1.137.601	590.140	-48,12
HONG KONG	7.349	18.636	153,59	66.635	168.622	153,05
KOREA, REPUBLIC OF	5.552	5.134	-7,53	52.588	68.378	30,03
TAIWAN	7.760	6.555	-15,53	61.867	58.232	-5,88
CHINA	13.410	1.202	-91,04	110.381	17.190	-84,43
THAILAND	23.258	14.709	-36,76	229.222	149.530	-34,77
SINGAPORE	35.382	11.005	-68,90	218.825	105.223	-51,91
PHILIPPINES	28.151	19.738	-29,89	164.442	170.512	3,69
MALAYSIA	41.006	34.751	-15,25	401.150	334.970	-16,50
MYANMAR (FORM. BURMA)	0	12.399	--	0	33.360	--
CAMBODIA	0	95	--	0	606	--
BRUNEI DARUSSALAM	0	52	--	0	11	--
VIET NAM	1.357	1.208	-10,98	6.767	9.183	35,70
MALDIVES	455	1.742	282,86	1.312	5.422	313,26
INDIA	858	891	3,85	8.296	14.048	69,33
BANGLADESH	4.294	15.208	254,17	46.878	133.333	184,43
IRAN (ISLAMIC REPUBLIC OF)	0	27.586	--	0	165.196	--
SAUDI ARABIA	1.360	10.410	665,44	9.344	72.988	681,12
KUWAIT	360	10.037	2.688,06	1.219	106.394	8.627,97
YEMEN	14.949	0	-100,00	12.512	0	-100,00
TURKEY	5.207	1	-99,98	39.077	20	-99,95
UNITED ARAB EMIRATES	6.458	941	-85,43	53.213	7.082	-86,69
QATAR	0	439	--	0	5.143	--
EGYPT	0	59.478	--	0	479.781	--
SOUTH AFRICA	13.968	717	-94,87	37.597	7.517	-80,01
AUSTRALIA	42.373	71.119	67,84	253.988	388.898	53,12
NEW ZEALAND	9.169	4.733	-48,38	89.079	43.626	-51,03
FIJI	0	81	--	0	1.093	--
EAST TIMOR	2	222	11.000,00	7	341	4.771,43
UNITED STATES	551.540	304.209	-44,84	2.930.002	2.563.823	-12,50
CANADA	4.192	6.718	60,26	92.144	100.532	9,10
MEXICO	178.095	186.314	4,61	1.156.577	1.341.643	16,00
CHILE	0	864	--	0	13.027	--
ARGENTINA	0	2.328	--	0	30.521	--
COLOMBIA	82.651	76.656	-7,25	499.545	472.216	-5,47
ECUADOR	8.595	0	-100,00	53.785	0	-100,00
PUERTO RICO	8.024	0	-100,00	56.391	0	-100,00
UNITED KINGDOM	55.549	40.926	-26,32	528.166	343.380	-34,99
NETHERLANDS	76	9	-88,16	1.485	73	-95,08
FRANCE	9.725	20.287	108,61	66.581	143.717	115,85
GERMANY, FED. REP. OF	54.179	74.624	37,74	397.864	589.897	48,27
NORWAY	1.712	2.736	59,81	19.850	27.987	40,99
SWEDEN	13.185	6.993	-46,96	131.441	80.108	-39,05
FINLAND	0	126	--	0	2.061	--
IRELAND	15.209	262	-98,28	203.644	3.686	-98,19
ITALY	3.525	3.101	-12,03	54.854	43.817	-20,12
SPAIN	26.666	30.689	15,09	143.209	255.949	78,72
PORTUGAL	1	0	-100,00	2	0	-100,00
DEMOCRATIC REPUBLIC OF THE CONG	117	0	-100,00	1.040	0	-100,00
KAZAKHSTAN	0	173	--	0	804	--
CZECH REPUBLIC	1.799	4.627	157,20	11.762	51.175	335,09
<b>-BATU SEMI PERMATA</b>	<b>12.862</b>	<b>20.394</b>	<b>58,56</b>	<b>241.812</b>	<b>37.770</b>	<b>-84,38</b>
JAPAN	12	0	-100,00	141.171	0	-100,00
HONG KONG	4	0	-100,00	24.800	0	-100,00
TAIWAN	0	20.000	--	0	10.000	--
THAILAND	4	0	-100,00	16	0	-100,00
SINGAPORE	0	3	--	0	992	--
MALAYSIA	0	200	--	0	26.290	--
SOUTH AFRICA	0	127	--	0	353	--
AUSTRALIA	5	0	-100,00	38	0	-100,00
UNITED STATES	12.279	0	-100,00	72.409	0	-100,00
SAINT KITTS AND NEVIS	29	0	-100,00	404	0	-100,00
FRANCE	0	64	--	0	135	--
AUSTRIA	174	0	-100,00	942	0	-100,00
BELGIUM	2	0	-100,00	155	0	-100,00
NORWAY	2	0	-100,00	78	0	-100,00
GREECE	351	0	-100,00	1.799	0	-100,00



TABEL 5. PERKEMBANGAN EKSPOR INDONESIA MENURUT KOMODITI DAN NEGARA TUJUAN

JENIS BARANG	BERAT BERSIH (KG)		PERUB	NILAI FOB (US \$)		PERUB
	JAN-FEB 2007	JAN-FEB 2008	%	JAN-FEB 2007	JAN-FEB 2008	%
(1)	(2)	(3)	(4)	(5)	(6)	(7)
<b>-KOPER, TAS, DOMPET PLASTIK/TEKS</b>	<b>1.256.331</b>	<b>1.206.013</b>	<b>-4,01</b>	<b>7.723.895</b>	<b>9.350.011</b>	<b>21,05</b>
JAPAN	119.257	227.240	90,55	749.731	1.231.749	64,29
HONG KONG	24.563	18.881	-23,13	254.288	302.775	19,07
KOREA, REPUBLIC OF	29.977	4.138	-86,20	5.555	14.313	157,66
TAIWAN	7.977	1.840	-76,93	18.871	4.224	-77,62
CHINA	8.928	47.203	428,71	31.428	281.841	796,78
PAPUA NEW GUINEA	1.449	40	-97,24	9.825	182	-98,15
THAILAND	19.362	1.083	-94,41	31.622	2.503	-92,08
SINGAPORE	15.310	8.890	-41,93	118.202	117.764	-0,37
PHILIPPINES	2.445	6.194	153,33	13.924	67.903	387,67
MALAYSIA	13.382	12.466	-6,85	23.421	53.776	129,61
BRUNEI DARUSSALAM	0	414	--	0	627	--
VIET NAM	76	71	-6,58	103	155	50,49
MALDIVES	644	447	-30,59	789	2.018	155,77
INDIA	17.582	8.421	-52,10	79.202	33.638	-57,53
BANGLADESH	24.348	9.148	-62,43	62.475	22.563	-63,88
SAUDI ARABIA	7.674	5.159	-32,77	53.597	25.187	-53,01
KUWAIT	115	224	94,78	49.000	6.803	-86,12
LEBANON	1.690	3	-99,82	6.240	23	-99,63
TURKEY	0	96	--	0	1.412	--
UNITED ARAB EMIRATES	65.568	108.247	65,09	318.771	502.575	57,66
BAHRAIN	0	593	--	0	3.692	--
EGYPT	178	0	-100,00	926	0	-100,00
TUNISIA	36	0	-100,00	222	0	-100,00
NAMIBIA	0	32	--	0	292	--
TANZANIA, UNITED REPUBLIC OF	0	31	--	0	265	--
REUNION	270	999	270,00	199	1.378	592,46
MOZAMBIQUE	0	73	--	0	485	--
GABON	0	14	--	0	12	--
U.S. VIRGIN ISLANDS	25	0	-100,00	34	0	-100,00
SEYCHELLES	8	1	-87,50	38	1	-97,37
SOUTH AFRICA	8.495	6.163	-27,45	15.932	11.880	-25,43
MAURITIUS	0	956	--	0	7.542	--
AUSTRALIA	13.506	16.499	22,16	47.720	109.072	128,57
NEW ZEALAND	3.620	3.787	4,61	9.065	19.410	114,12
GUAM	138	1	-99,28	3.612	12	-99,67
PALAU	0	12	--	0	75	--
NEW CALEDONIA	1.411	1.084	-23,18	3.753	8.932	138,00
VANUATU	1	22	2.100,00	13	61	369,23
WALLIS AND FUTUNA ISLANDS	0	106	--	0	185	--
COOK ISLANDS	1.152	2.111	83,25	4.567	26.550	481,34
FIJI	76	365	380,26	313	1.557	397,44
UNITED STATES	285.117	199.134	-30,16	2.299.768	2.829.891	23,05
CANADA	18.582	10.867	-41,52	70.366	37.508	-46,70
MEXICO	6.820	2.987	-56,20	43.370	8.953	-79,36
PANAMA	15.875	11.018	-30,60	30.825	21.647	-29,77
CHILE	0	18	--	0	50	--
ARGENTINA	0	600	--	0	532	--
BRAZIL	14.027	15.548	10,84	28.198	29.746	5,49
URUGUAY	0	5	--	0	24	--
PARAGUAY	0	1	--	0	5	--
ECUADOR	927	3.075	231,72	1.412	5.651	300,21
BAHAMAS	1.617	0	-100,00	2.186	0	-100,00
JAMAICA	310	0	-100,00	728	0	-100,00
PUERTO RICO	17	4.178	24.476,47	480	14.219	2.862,29
BELIZE	16	0	-100,00	22	0	-100,00
DOMINICAN REPUBLIC	198	181	-8,59	240	200	-16,67
COSTA RICA	1.067	0	-100,00	1.518	0	-100,00
BARBADOS	1.988	2	-99,90	2.607	27	-98,96
BERMUDA	230	166	-27,83	2.052	788	-61,60
FRENCH POLYNESIA	2.823	1.081	-61,71	5.853	5.720	-2,27
MARTINIQUE	11	1.283	11.563,64	176	883	401,70
NETHERLANDS ANTILLES	13	69	430,77	98	1.040	961,22
TURKS AND CAICOS ISLANDS	0	700	--	0	1.158	--
GUADELOUPE	268	0	-100,00	1.457	0	-100,00
SAINT KITTS AND NEVIS	12	0	-100,00	177	0	-100,00
UNITED KINGDOM	55.528	67.873	22,23	204.749	352.299	72,06
NETHERLANDS	51.515	71.978	39,72	1.011.460	1.202.448	18,88
FRANCE	19.162	16.778	-12,44	88.997	76.345	-14,22
GERMANY, FED. REP. OF	34.592	71.591	106,96	199.355	387.432	94,34
AUSTRIA	4.469	3	-99,93	36.516	8	-99,98
BELGIUM	180.547	82.975	-54,04	604.102	433.651	-28,22
SWITZERLAND	3.665	8.960	144,47	20.793	67.367	223,99
DENMARK	13.600	185	-98,64	14.033	1.856	-86,77
NORWAY	2.388	490	-79,48	42.128	10.378	-75,37
SWEDEN	8.594	394	-95,42	57.916	1.555	-97,32
FINLAND	947	480	-49,31	1.868	1.211	-35,17

TABEL 5. PERKEMBANGAN EKSPOR INDONESIA MENURUT KOMODITI DAN NEGARA TUJUAN

JENIS BARANG	BERAT BERSIH (KG)		PERUB	NILAI FOB (US \$)		PERUB
	JAN-FEB 2007	JAN-FEB 2008	%	JAN-FEB 2007	JAN-FEB 2008	%
(1)	(2)	(3)	(4)	(5)	(6)	(7)
IRELAND	2.528	1.516	-40,03	4.518	2.515	-44,33
ITALY	102.236	79.542	-22,20	777.677	721.680	-7,20
SPAIN	32.623	53.705	64,62	230.259	250.999	9,01
PORTUGAL	1.118	416	-62,79	5.171	657	-87,29
GREECE	2.047	3.781	84,71	9.279	9.842	6,07
DEMOCRATIC REPUBLIC OF THE CONC	952	0	-100,00	8.420	0	-100,00
POLAND	31	1.263	3.974,19	595	7.980	1.241,18
YUGOSLAVIA	608	0	-100,00	1.088	0	-100,00
ESTONIA	0	2	--	0	7	--
CROATIA	0	111	--	0	292	--
RUSSIA FEDERATION	0	3	--	0	15	--
<b>-BARANG DARI LOGAM MULIA</b>	<b>56.081</b>	<b>48.010</b>	<b>-14,39</b>	<b>21.309.812</b>	<b>24.723.851</b>	<b>16,02</b>
JAPAN	1.969	458	-76,74	150.955	243.659	61,41
HONG KONG	2.366	1.852	-21,72	342.140	2.496.720	629,74
KOREA, REPUBLIC OF	57	123	115,79	19.147	23.230	21,32
TAIWAN	0	14	--	0	3.540	--
CHINA	0	31	--	0	2.162	--
THAILAND	473	561	18,60	355.404	405.046	13,97
SINGAPORE	30.819	29.185	-5,30	3.542.477	4.005.933	13,08
MALAYSIA	62	67	8,06	958	3.382	253,03
VIET NAM	2	0	-100,00	18	0	-100,00
MALDIVES	78	0	-100,00	8.086	0	-100,00
INDIA	1	0	-100,00	9	0	-100,00
TURKEY	450	199	-55,78	193.584	75.716	-60,89
UNITED ARAB EMIRATES	384	361	-5,99	4.869.076	7.601.722	56,12
EGYPT	5	0	-100,00	3.643	0	-100,00
REUNION	0	61	--	0	419	--
SEYCHELLES	8	0	-100,00	1.700	0	-100,00
AUSTRALIA	1.538	1.311	-14,76	60.568	51.388	-15,16
NEW ZEALAND	55	6	-89,09	3.003	6.814	126,91
NEW CALEDONIA	103	82	-20,39	69	3.596	5.111,59
SAINT VINCENT AND THE GRENADINES	0	4	--	0	15	--
UNITED STATES	9.380	5.679	-39,46	10.741.355	6.928.512	-35,50
CANADA	42	307	630,95	12.557	91.941	632,19
MEXICO	9	6	-33,33	205	116	-43,41
BRAZIL	55	32	-41,82	3.246	3.429	5,64
PUERTO RICO	4	54	1.250,00	3.391	42.297	1.147,33
SAINT KITTS AND NEVIS	14	0	-100,00	204	0	-100,00
UNITED KINGDOM	890	643	-27,75	210.101	161.127	-23,31
NETHERLANDS	2.964	2.922	-1,42	148.983	184.880	24,09
FRANCE	1.610	626	-61,12	6.271	23.788	279,33
GERMANY, FED. REP. OF	446	895	100,67	201.986	625.836	209,84
AUSTRIA	29	0	-100,00	604	0	-100,00
BELGIUM	23	24	4,35	1.425	6.810	377,89
SWITZERLAND	48	108	125,00	30.106	231.344	668,43
DENMARK	14	51	264,29	37.643	164.089	335,91
NORWAY	120	254	111,67	60.767	68.323	12,43
SWEDEN	8	0	-100,00	1.866	0	-100,00
ITALY	739	1.240	67,79	177.238	1.176.959	564,06
SPAIN	1.304	754	-42,18	118.892	67.440	-43,28
ICELAND	0	14	--	0	20.648	--
GREECE	0	76	--	0	2.961	--
POLAND	0	10	--	0	9	--
RUSSIA FEDERATION	12	0	-100,00	2.135	0	-100,00
<b>-PETI KEMAS</b>	<b>7.528.169</b>	<b>3.404.151</b>	<b>-54,78</b>	<b>7.406.868</b>	<b>4.632.993</b>	<b>-37,45</b>
JAPAN	77.675	38.925	-49,89	94.724	61.453	-35,12
PAPUA NEW GUINEA	5.350	0	-100,00	24.935	0	-100,00
THAILAND	0	37.431	--	0	31.821	--
SINGAPORE	1.705.564	180.387	-89,42	1.381.455	140.597	-89,82
MALAYSIA	3.750	2.550	-32,00	3.300	2.100	-36,36
VIET NAM	9.600	0	-100,00	14.774	0	-100,00
INDIA	0	67.858	--	0	430.000	--
AUSTRALIA	0	12.000	--	0	118.022	--
UNITED STATES	1.890.230	1.590.000	-15,88	2.174.680	2.124.000	-2,33
BARBADOS	1.390.000	0	-100,00	1.020.000	0	-100,00
BERMUDA	556.000	880.000	58,27	410.000	900.000	119,51
GERMANY, FED. REP. OF	1.890.000	595.000	-68,52	2.283.000	825.000	-63,86
<b>-KOMPUTER DAN BAGIANNYA</b>	<b>7.967.317</b>	<b>5.469.516</b>	<b>-31,35</b>	<b>202.004.374</b>	<b>124.837.946</b>	<b>-38,20</b>
JAPAN	510.674	423.550	-17,06	19.021.199	28.248.619	48,51
HONG KONG	404.581	190.925	-52,81	2.609.808	1.374.849	-47,32
KOREA, REPUBLIC OF	109.008	64.547	-40,79	1.218.105	613.882	-49,60
TAIWAN	92.894	55.136	-40,65	1.479.040	692.339	-53,19
CHINA	676.442	1.076.700	59,17	27.934.316	25.702.493	-7,99
MACAU	99	0	-100,00	2.073	0	-100,00
THAILAND	107.225	159.000	48,29	5.663.794	5.051.611	-10,81

TABEL 5. PERKEMBANGAN EKSPOR INDONESIA MENURUT KOMODITI DAN NEGARA TUJUAN

JENIS BARANG	BERAT BERSIH (KG)		PERUB	NILAI FOB (US \$)		PERUB
	JAN-FEB 2007	JAN-FEB 2008	%	JAN-FEB 2007	JAN-FEB 2008	%
	(1)	(2)	(3)	(4)	(5)	(6)
SINGAPORE	1.412.887	1.240.106	-12,23	47.857.509	32.718.767	-31,63
PHILIPPINES	100.771	91.338	-9,36	1.322.787	1.391.261	5,18
MALAYSIA	355.669	278.255	-21,77	7.890.982	2.470.999	-68,69
NEPAL	0	730	--	0	19.681	--
VIET NAM	23.442	47.682	103,40	310.502	449.435	44,74
MALDIVES	100	1.951	1.851,00	600	2.785	364,17
INDIA	316.038	94.509	-70,10	5.692.268	1.255.569	-77,94
PAKISTAN	432	0	-100,00	2.265	0	-100,00
BANGLADESH	104	0	-100,00	450	0	-100,00
SRI LANKA	6.462	0	-100,00	28.733	0	-100,00
IRAN (ISLAMIC REPUBLIC OF)	5.208	630	-87,90	491.561	61.790	-87,43
SAUDI ARABIA	3.466	0	-100,00	93.316	0	-100,00
ISRAEL	0	238	--	0	8.378	--
KUWAIT	0	3	--	0	60	--
JORDAN	13.999	0	-100,00	50.289	0	-100,00
YEMEN	5.263	0	-100,00	167.863	0	-100,00
TURKEY	2.704	1	-99,96	99.835	6	-99,99
UNITED ARAB EMIRATES	239.120	199.691	-16,49	3.925.426	2.070.498	-47,25
EGYPT	76.263	0	-100,00	1.943.248	0	-100,00
ALGERIA	7.746	0	-100,00	211.804	0	-100,00
KENYA	500	0	-100,00	2.500	0	-100,00
NIGERIA	5.180	500	-90,35	6.330	500	-92,10
UGANDA	1.100	0	-100,00	5.500	0	-100,00
SOUTH AFRICA	11.247	44.760	297,97	245.075	55.664	-77,29
MALAWI	100	0	-100,00	500	0	-100,00
AUSTRALIA	65.182	32.943	-49,46	1.396.285	1.199.421	-14,10
NEW ZEALAND	0	212	--	0	1.928	--
EAST TIMOR	16.925	563	-96,67	276.926	1.708	-99,38
UNITED STATES	772.230	430.346	-44,27	15.951.779	8.441.627	-47,08
CANADA	4.112	552	-86,58	141.530	50.111	-64,59
MEXICO	191.097	50.631	-73,51	4.153.102	649.266	-84,37
CUBA	0	740	--	0	66.995	--
CHILE	9.639	12.463	29,30	82.328	148.738	80,67
ARGENTINA	28.917	0	-100,00	246.984	0	-100,00
BRAZIL	510.041	133.786	-73,77	7.659.292	775.238	-89,88
COLOMBIA	16.810	30.550	81,74	173.807	401.994	131,29
URUGUAY	1.840	0	-100,00	9.360	0	-100,00
PERU	0	24.926	--	0	297.476	--
PUERTO RICO	0	4	--	0	200	--
NETHERLANDS ANTILLES	33	0	-100,00	6.780	0	-100,00
UNITED KINGDOM	5.653	13.371	136,53	88.606	330.742	273,27
NETHERLANDS	1.223.575	726.852	-40,60	31.367.519	8.932.671	-71,52
FRANCE	1.048	18	-98,28	23.376	580	-97,52
GERMANY, FED. REP. OF	455.475	525	-99,88	5.366.678	15.958	-99,70
BELGIUM	6.729	5.436	-19,22	131.981	47.774	-63,80
SWITZERLAND	0	509	--	0	90.181	--
DENMARK	1	0	-100,00	156	0	-100,00
FINLAND	7.824	27.918	256,83	121.594	434.390	257,25
IRELAND	61.032	6.684	-89,05	3.521.477	732.473	-79,20
ITALY	259	40	-84,56	5.202	9.226	77,35
SPAIN	100	9	-91,00	8.660	290	-96,65
HUNGARY	29.394	62	-99,79	1.628.977	6.664	-99,59
POLAND	5.217	89	-98,29	97.533	12.505	-87,18
UKRAINE	1.332	0	-100,00	24.372	0	-100,00
CZECH REPUBLIC	64.128	35	-99,95	1.242.392	604	-99,95
<b>-KENDARAAN BERMOTOR RODA 2 DAI</b>	<b>634.887</b>	<b>1.155.057</b>	<b>81,93</b>	<b>4.792.633</b>	<b>9.058.271</b>	<b>89,00</b>
JAPAN	23.484	31.129	32,55	276.608	230.015	-16,84
HONG KONG	85	0	-100,00	835	0	-100,00
KOREA, REPUBLIC OF	1.024	389	-62,01	14.724	5.500	-62,65
TAIWAN	456	0	-100,00	2.500	0	-100,00
CHINA	5.285	0	-100,00	8.163	0	-100,00
PAPUA NEW GUINEA	0	444	--	0	425	--
THAILAND	427	944	121,08	4.575	11.699	155,72
PHILIPPINES	256.620	1.035.316	303,44	2.003.664	8.281.817	313,33
MALAYSIA	2.579	0	-100,00	19.528	0	-100,00
MALDIVES	2.880	0	-100,00	24.144	0	-100,00
INDIA	0	766	--	0	6.941	--
TANZANIA, UNITED REPUBLIC OF	0	1.429	--	0	674	--
BURKINA FASO	0	17.280	--	0	122.400	--
GAMBIA	1.344	0	-100,00	944	0	-100,00
DJIBOUTI	7.200	0	-100,00	46.740	0	-100,00
AUSTRALIA	28.826	4.117	-85,72	313.459	21.898	-93,01
NEW ZEALAND	0	2.403	--	0	3.152	--
EAST TIMOR	0	17.671	--	0	159.066	--
UNITED STATES	235	300	27,66	749	300	-59,95
CANADA	235	678	188,51	1.200	1.679	39,92
MEXICO	28.800	0	-100,00	243.564	0	-100,00

TABEL 5. PERKEMBANGAN EKSPOR INDONESIA MENURUT KOMODITI DAN NEGARA TUJUAN

JENIS BARANG	BERAT BERSIH (KG)		PERUB %	NILAI FOB (US \$)		PERUB %
	JAN-FEB 2007	JAN-FEB 2008		JAN-FEB 2007	JAN-FEB 2008	
(1)	(2)	(3)	(4)	(5)	(6)	(7)
CHILE	11.520	0	-100,00	96.624	0	-100,00
BRAZIL	4.434	0	-100,00	26.046	0	-100,00
COLOMBIA	163.314	28.184	-82,74	1.035.583	156.018	-84,93
DOMINICAN REPUBLIC	62.760	0	-100,00	397.480	0	-100,00
UNITED KINGDOM	3.652	0	-100,00	1.980	0	-100,00
NETHERLANDS	2.545	2.900	13,95	7.120	7.537	5,86
FRANCE	752	810	7,71	1.017	3.355	229,89
GERMANY, FED. REP. OF	290	510	75,86	3.242	1.068	-67,06
AUSTRIA	0	125	--	0	339	--
BELGIUM	200	7.548	3.674,00	332	34.298	10.230,72
SWITZERLAND	500	0	-100,00	3.226	0	-100,00
NORWAY	0	400	--	0	2.000	--
FINLAND	0	124	--	0	1.086	--
ITALY	24.519	1.158	-95,28	245.986	4.991	-97,97
SPAIN	0	432	--	0	2.013	--
GREECE	921	0	-100,00	12.600	0	-100,00
<b>-KENDARAAN BERMOTOR RODA 4 DAI</b>	<b>15.603.614</b>	<b>33.620.516</b>	<b>115,47</b>	<b>93.595.946</b>	<b>232.597.910</b>	<b>148,51</b>
JAPAN	151.372	1.167.814	671,49	1.100.587	7.360.875	568,81
HONG KONG	3.600	4.200	16,67	46.000	67.596	46,95
TAIWAN	0	317.310	--	0	1.732.346	--
CHINA	1.695	0	-100,00	11.412	0	-100,00
PAPUA NEW GUINEA	21	0	-100,00	163	0	-100,00
THAILAND	1.120.101	1.870.560	67,00	5.392.838	11.704.844	117,04
SINGAPORE	134.239	277.774	106,92	250.444	1.414.480	464,79
PHILIPPINES	2.557.270	3.014.898	17,90	12.986.391	17.011.347	30,99
MALAYSIA	2.594.454	5.487.147	111,50	13.864.890	54.383.521	292,24
MYANMAR (FORM. BURMA)	15.000	342.825	2.185,50	75.729	1.774.650	2.243,42
BRUNEI DARUSSALAM	349.176	335.402	-3,94	2.021.981	2.182.283	7,93
NEPAL	5.051	6.780	34,23	26.832	38.024	41,71
VIET NAM	726.635	1.515.197	108,52	3.816.132	8.000.293	109,64
MALDIVES	69	0	-100,00	262	0	-100,00
PAKISTAN	254.000	160.800	-36,69	1.673.316	925.800	-44,67
BANGLADESH	14.139	32.785	131,88	79.376	200.605	152,73
SRI LANKA	34.968	58.645	67,71	178.245	296.333	66,25
SAUDI ARABIA	1.863.318	7.533.707	304,32	14.149.066	48.681.214	244,06
KUWAIT	160.806	360.937	124,45	1.160.241	2.615.425	125,42
JORDAN	0	67.259	--	0	493.895	--
LEBANON	164.106	170.192	3,71	1.487.919	1.368.506	-8,03
YEMEN	52.198	164.851	215,82	251.210	961.219	282,64
OMAN	352.704	1.013.448	187,34	2.988.833	9.143.328	205,92
SYRIA ARAB REPUBLIC	74.719	137.595	84,15	465.261	933.788	100,70
UNITED ARAB EMIRATES	1.431.021	1.710.790	19,55	13.134.920	16.372.059	24,65
QATAR	155.282	97.076	-37,48	1.362.261	946.607	-30,51
BAHRAIN	81.457	267.284	228,13	709.077	2.329.458	228,52
EGYPT	235.132	536.759	128,28	1.314.180	3.205.134	143,89
LIBYAN ARAB JAMAHIRIYA	11.820	0	-100,00	75.295	0	-100,00
MOROCCO	0	55.750	--	0	306.700	--
ALGERIA	0	8.820	--	0	76.881	--
SUDAN	0	97.019	--	0	856.188	--
TANZANIA, UNITED REPUBLIC OF	0	9.500	--	0	34.578	--
MADAGASCAR	0	30.508	--	0	165.924	--
KENYA	0	37.280	--	0	195.788	--
MOZAMBIQUE	0	11.817	--	0	60.665	--
GHANA	0	5.194	--	0	35.776	--
ANGOLA	5.800	72.168	1.144,28	28.908	412.180	1.325,83
NIGERIA	0	334.967	--	0	1.830.916	--
GABON	0	22.048	--	0	187.551	--
SOUTH AFRICA	1.994.510	3.576.320	79,31	9.603.257	16.954.619	76,55
MAURITIUS	5.516	22.003	298,89	51.000	119.540	134,39
AUSTRALIA	76.769	182.529	137,76	452.591	1.124.675	148,50
NEW ZEALAND	13.920	41.125	195,44	82.924	262.325	216,34
SAINT VINCENT AND THE GRENADINES	2.320	7.139	207,72	10.087	41.256	309,00
VANUATU	0	4.639	--	0	27.001	--
AMERICAN SAMOA	3.610	0	-100,00	30.886	0	-100,00
FIJI	8.119	6.038	-25,63	41.676	39.895	-4,27
MARSHALL ISLANDS	0	3.455	--	0	20.167	--
EAST TIMOR	0	16.475	--	0	155.267	--
UNITED STATES	9.500	14.820	56,00	6.600	100.128	1.417,09
CANADA	0	2.000	--	0	7.000	--
MEXICO	154.243	837.325	442,86	816.299	4.662.493	471,17
GUATEMALA	53.500	0	-100,00	271.252	0	-100,00
HONDURAS	13.920	5.359	-61,50	65.047	31.100	-52,19
NICARAGUA	11.925	22.593	89,46	60.882	159.813	162,50
PANAMA	64.820	38.548	-40,53	341.738	223.440	-34,62
SURINAME	0	5.867	--	0	25.200	--
CHILE	215.658	585.422	171,46	1.014.255	3.233.902	218,85
VENEZUELA	3.470	498.884	14.277,06	93.389	4.172.190	4.367,54

TABEL 5. PERKEMBANGAN EKSPOR INDONESIA MENURUT KOMODITI DAN NEGARA TUJUAN

JENIS BARANG	BERAT BERSIH (KG)		PERUB %	NILAI FOB (US \$)		PERUB %
	JAN-FEB 2007	JAN-FEB 2008		JAN-FEB 2007	JAN-FEB 2008	
(1)	(2)	(3)	(4)	(5)	(6)	(7)
PARAGUAY	0	7.560	--	0	66.714	--
PERU	0	8.388	--	0	72.159	--
TRINIDAD AND TOBAGO	0	56.794	--	0	365.240	--
JAMAICA	0	10.843	--	0	61.845	--
PUERTO RICO	8.450	27.767	228,60	46.030	168.733	266,57
DOMINICAN REPUBLIC	48.050	52.030	8,28	260.378	468.270	79,84
COSTA RICA	0	16.079	--	0	87.710	--
BARBADOS	19.570	27.979	42,97	109.969	172.547	56,91
ANTIGUA AND BARBUDA	5.800	0	-100,00	25.217	0	-100,00
ARUBA	0	10.575	--	0	57.564	--
BERMUDA	7.620	13.069	71,51	48.706	82.952	70,31
DOMINICA	2.320	13.793	494,53	10.593	83.666	689,82
FRENCH POLYNESIA	6.105	22.835	274,04	37.250	100.502	169,80
GRENADA	6.040	3.854	-36,19	31.969	23.936	-25,13
NETHERLANDS ANTILLES	0	2.350	--	0	12.792	--
SAINT LUCIA	14.580	22.558	54,72	81.973	137.000	67,13
SAINT KITTS AND NEVIS	4.990	8.719	74,73	29.499	51.894	75,92
UNITED KINGDOM	10.187	5.363	-47,35	45.400	72.748	60,24
NETHERLANDS	4.000	0	-100,00	4.400	0	-100,00
FRANCE	0	3.571	--	0	49.802	--
GERMANY, FED. REP. OF	1.507	42.854	2.743,66	34.910	468.232	1.241,25
BELGIUM	0	55.888	--	0	326.816	--
IRELAND	259.040	0	-100,00	1.220.000	0	-100,00
DEMOCRATIC REPUBLIC OF THE CONG	23.402	0	-100,00	16.000	0	-100,00
<b>-SUKU CADANG MESIN</b>	<b>17.440.665</b>	<b>21.772.039</b>	<b>24,83</b>	<b>157.679.196</b>	<b>153.598.879</b>	<b>-2,59</b>
JAPAN	4.732.754	6.757.431	42,78	10.028.735	13.354.761	33,16
HONG KONG	22.202	6.469	-70,86	461.975	380.503	-17,64
KOREA, REPUBLIC OF	969.360	1.282.491	32,30	951.518	1.415.582	48,77
TAIWAN	26.091	25.465	-2,40	72.288	95.676	32,35
CHINA	582.697	236.844	-59,35	1.562.291	1.378.514	-11,76
PAPUA NEW GUINEA	3.291	55.492	1.586,17	2.008	329.780	16.323,31
THAILAND	3.624.721	5.006.299	38,12	5.668.383	8.054.095	42,09
SINGAPORE	3.550.776	3.495.864	-1,55	109.324.875	102.892.855	-5,88
PHILIPPINES	44.486	65.196	46,55	137.273	807.033	487,90
MALAYSIA	469.020	1.065.907	127,26	9.930.911	6.771.092	-31,82
BRUNEI DARUSSALAM	407	4	-99,02	2.932	17	-99,42
VIET NAM	53.418	53.758	0,64	371.960	755.897	103,22
INDIA	152.933	419.502	174,30	480.515	818.975	70,44
SRI LANKA	0	5	--	0	2.444	--
IRAN (ISLAMIC REPUBLIC OF)	8.349	0	-100,00	109.589	0	-100,00
SAUDI ARABIA	29.382	42.187	43,58	129.446	228.466	76,50
OMAN	0	15.337	--	0	67.049	--
SYRIA ARAB REPUBLIC	2.813	6.058	115,36	35.414	43.087	21,67
UNITED ARAB EMIRATES	17.560	25.517	45,31	76.822	266.104	246,39
QATAR	7.500	80	-98,93	170.427	59	-99,97
EGYPT	0	3.007	--	0	157.518	--
LIBYAN ARAB JAMAHIRIYA	3.274	12.881	293,43	17.892	70.840	295,93
MOROCCO	251	0	-100,00	3.171	0	-100,00
TUNISIA	410	0	-100,00	3.779	0	-100,00
ALGERIA	0	140	--	0	3.466	--
SUDAN	1.435	6.770	371,78	217.742	40.705	-81,31
MADAGASCAR	1.750	0	-100,00	24.209	0	-100,00
NIGERIA	101.318	11.041	-89,10	1.191.037	175.485	-85,27
SOUTH AFRICA	7.389	66.806	804,13	21.584	266.460	1.134,53
ZAMBIA	0	18.000	--	0	702.247	--
AUSTRALIA	201.204	97.131	-51,73	1.511.604	669.057	-55,74
NEW ZEALAND	3	5.174	172.366,67	425	8.520	1.904,71
EAST TIMOR	0	102	--	0	314	--
UNITED STATES	672.237	632.034	-5,98	6.478.363	4.395.637	-32,15
CANADA	39.716	127.861	221,94	83.817	369.567	340,92
MEXICO	2.040	32.292	1.482,94	729.616	142.618	-80,45
CHILE	0	18.607	--	0	66.797	--
ARGENTINA	150	0	-100,00	13.627	0	-100,00
BRAZIL	285.397	584.816	104,91	798.979	2.016.839	152,43
COLOMBIA	0	55	--	0	9.969	--
PERU	154	0	-100,00	13.627	0	-100,00
PUERTO RICO	133	3	-97,74	14.960	150	-99,00
UNITED KINGDOM	1.565.729	1.054.278	-32,67	3.343.054	3.445.177	3,05
NETHERLANDS	82.612	67.307	-18,53	2.198.482	1.023.732	-53,43
FRANCE	6.018	885	-85,29	583.311	43.889	-92,48
GERMANY, FED. REP. OF	94.645	198.815	110,06	471.289	1.306.176	177,15
BELGIUM	63.294	262.844	315,27	173.925	890.462	411,98
SWITZERLAND	0	158	--	0	10.791	--
IRELAND	13.404	9.878	-26,31	171.618	76.240	-55,58
ITALY	0	299	--	0	15.446	--
GREECE	2	1	-50,00	159	20	-87,42
HUNGARY	276	0	-100,00	92.436	0	-100,00

TABEL 5. PERKEMBANGAN EKSPOR INDONESIA MENURUT KOMODITI DAN NEGARA TUJUAN

JENIS BARANG	BERAT BERSIH (KG)		PERUB %	NILAI FOB (US \$)		PERUB %	
	JAN-FEB 2007	JAN-FEB 2008		JAN-FEB 2007	JAN-FEB 2008		
	(1)	(2)	(3)	(4)	(5)	(6)	(7)
KAZAKHSTAN		0	2	--	0	54	--
SLOVAKIA		52	0	-100,00	1.568	0	-100,00
CZECH REPUBLIC		12	196	1.533,33	1.560	128	-91,79
RUSSIA FEDERATION		0	750	--	0	28.586	--
<b>-SUKU CADANG KENDARAAN</b>	<b>24.732.212</b>	<b>30.952.948</b>	<b>25,15</b>	<b>176.316.415</b>	<b>216.822.846</b>	<b>22,97</b>	
JAPAN	7.076.089	7.869.183	11,21	44.336.536	44.650.760	0,71	
HONG KONG	10.481	26.008	148,14	106.168	286.496	169,85	
KOREA, REPUBLIC OF	37.699	89.567	137,58	239.494	676.492	182,47	
TAIWAN	536.013	507.201	-5,38	4.915.540	4.858.345	-1,16	
CHINA	452.979	1.000.442	120,86	6.104.934	11.936.779	95,53	
PAPUA NEW GUINEA	105	13.480	12.738,10	1.364	92.169	6.657,26	
THAILAND	3.170.357	4.114.530	29,78	26.568.660	35.925.394	35,22	
SINGAPORE	3.441.752	4.067.933	18,19	20.704.911	26.202.343	26,55	
PHILIPPINES	1.019.330	1.856.489	82,13	6.502.218	10.648.800	63,77	
MALAYSIA	969.739	2.876.000	196,57	6.693.234	18.406.646	175,00	
MYANMAR (FORM. BURMA)	0	1.183	--	0	8.014	--	
CAMBODIA	0	2.958	--	0	20.236	--	
BRUNEI DARUSSALAM	3.232	1.110	-65,66	26.338	14.159	-46,24	
LAO PEOPLE'S DEMOCRATIC REPUBLI	0	97	--	0	1.715	--	
NEPAL	0	184	--	0	1.014	--	
VIET NAM	638.789	1.028.220	60,96	4.491.708	7.089.315	57,83	
MALDIVES	590	639	8,31	1.587	820	-48,33	
INDIA	377.860	420.514	11,29	3.150.905	3.203.576	1,67	
PAKISTAN	223.978	354.621	58,33	1.742.604	1.483.697	-14,86	
BANGLADESH	28.716	96.525	236,14	49.301	207.669	321,23	
SRI LANKA	25.895	33.332	28,72	100.701	103.968	3,24	
IRAN (ISLAMIC REPUBLIC OF)	113.323	149.201	31,66	467.699	434.456	-7,11	
SAUDI ARABIA	26.031	9.794	-62,38	88.812	91.733	3,29	
KUWAIT	0	16.923	--	0	59.897	--	
JORDAN	5.728	16.799	193,28	25.695	73.751	187,02	
LEBANON	1.478	0	-100,00	21.929	0	-100,00	
YEMEN	757	3.234	327,21	9.622	49.992	419,56	
OMAN	210	42.312	20.048,57	1.388	54.173	3.802,95	
TURKEY	78.729	395.437	402,28	332.954	4.430.605	1.230,70	
UNITED ARAB EMIRATES	170.790	267.903	56,86	291.044	416.988	43,27	
QATAR	290	916	215,86	2.224	7.294	227,97	
BAHRAIN	0	56	--	0	576	--	
CYPRUS	19	9.211	48.378,95	81	83.218	102.638,27	
EGYPT	138.130	161.942	17,24	593.022	593.632	0,10	
KENYA	0	8	--	0	10	--	
GUINEA	5	0	-100,00	68	0	-100,00	
NIGERIA	158	0	-100,00	128	0	-100,00	
MAURITANIA	5.904	6.258	6,00	12.630	13.380	5,94	
SOUTH AFRICA	272.375	420.946	54,55	2.727.706	4.080.070	49,58	
MAURITIUS	0	12	--	0	30	--	
AUSTRALIA	127.296	152.579	19,86	1.405.638	1.494.840	6,35	
NEW ZEALAND	35.033	1.532	-95,63	198.579	19.453	-90,20	
FIJI	4.139	973	-76,49	9.854	8.391	-14,85	
SOLOMON ISLANDS	16	0	-100,00	332	0	-100,00	
EAST TIMOR	0	4.229	--	0	4.090	--	
UNITED STATES	2.282.863	1.053.245	-53,86	20.494.127	8.764.213	-57,24	
CANADA	103.728	13.689	-86,80	343.582	134.417	-60,88	
MEXICO	15.621	33.742	116,00	28.178	496.932	1.663,55	
GUATEMALA	383	78	-79,63	4.223	2.461	-41,72	
HONDURAS	0	42.446	--	0	166.320	--	
NICARAGUA	0	1.148	--	0	9.255	--	
PANAMA	4.253	288	-93,23	48.296	4.346	-91,00	
CHILE	1.177	6.671	466,78	18.834	43.350	130,17	
VENEZUELA	2.573	5.815	126,00	38.043	88.328	132,18	
ARGENTINA	257.877	130.737	-49,30	1.267.709	1.044.630	-17,60	
BRAZIL	283.610	599.929	111,53	3.375.271	7.544.672	123,53	
COLOMBIA	24.609	25.061	1,84	40.839	50.538	23,75	
PERU	22.978	51.633	124,71	39.601	83.185	110,06	
TRINIDAD AND TOBAGO	330	483	46,36	4.675	8.042	72,02	
JAMAICA	110	154	40,00	681	757	11,16	
PUERTO RICO	8.271	16.869	103,95	82.799	125.586	51,68	
DOMINICAN REPUBLIC	9.683	266	-97,25	53.070	2.872	-94,59	
EL SALVADOR	852	1.070	25,59	6.106	6.605	8,17	
COSTA RICA	1.465	127	-91,33	10.680	969	-90,93	
HAITI	50	0	-100,00	1.236	0	-100,00	
BARBADOS	132	939	611,36	2.791	7.545	170,33	
ARUBA	176	327	85,80	4.326	3.179	-26,51	
BERMUDA	61	0	-100,00	681	0	-100,00	
CAYMAN ISLANDS	48	0	-100,00	826	0	-100,00	
DOMINICA	0	574	--	0	8.968	--	
GRENADA	113	692	512,39	1.782	4.893	174,58	
UNITED KINGDOM	607.152	910.905	50,03	7.906.060	11.257.330	42,39	

TABEL 5. PERKEMBANGAN EKSPOR INDONESIA MENURUT KOMODITI DAN NEGARA TUJUAN

JENIS BARANG	BERAT BERSIH (KG)		PERUB %	NILAI FOB (US \$)		PERUB %
	JAN-FEB 2007	JAN-FEB 2008		JAN-FEB 2007	JAN-FEB 2008	
(1)	(2)	(3)	(4)	(5)	(6)	(7)
NETHERLANDS	354.223	410.622	15,92	1.586.642	1.603.763	1,08
FRANCE	10.352	159	-98,46	91.793	2.338	-97,45
GERMANY, FED. REP. OF	554.761	175.520	-68,36	2.694.113	898.787	-66,64
AUSTRIA	635	208	-67,24	6.196	3.350	-45,93
BELGIUM	49.779	26.450	-46,87	391.280	181.207	-53,69
SWITZERLAND	1.200	0	-100,00	11.220	0	-100,00
DENMARK	81.694	55.653	-31,88	401.151	318.338	-20,64
NORWAY	116.703	54.949	-52,92	558.906	302.092	-45,95
SWEDEN	248.678	229.036	-7,90	1.196.176	1.261.869	5,49
FINLAND	140.372	185.087	31,85	997.960	957.678	-4,04
ITALY	240.164	248.961	3,66	984.298	941.223	-4,38
SPAIN	28.950	95.012	228,19	312.314	662.513	112,13
PORTUGAL	17.639	50.284	185,07	55.550	181.975	227,59
GREECE	31.509	30.377	-3,59	170.272	158.908	-6,67
HUNGARY	113.877	339.549	198,17	580.926	1.336.216	130,01
POLAND	61.228	120.009	96,00	196.628	325.890	65,74
LITHUANIA	10.010	0	-100,00	50.000	0	-100,00
ESTONIA	0	10.075	--	0	51.313	--
SLOVAKIA	17.461	0	-100,00	47.482	0	-100,00
RUSSIA FEDERATION	30.847	3.628	-88,24	283.484	41.007	-85,53
<b>-UBI KAYU OLAHAN</b>	<b>41.338.577</b>	<b>36.807.774</b>	<b>-10,96</b>	<b>4.511.271</b>	<b>6.245.906</b>	<b>38,45</b>
JAPAN	130.000	134	-99,90	86.598	134	-99,85
HONG KONG	9.531	0	-100,00	2.547	0	-100,00
KOREA, REPUBLIC OF	6.050.000	3.721.796	-38,48	719.950	800.186	11,14
TAIWAN	6.859	294.188	4.189,08	1.739	54.779	3.050,03
CHINA	35.088.839	32.737.250	-6,70	3.670.760	5.304.229	44,50
SINGAPORE	2.545	6.531	156,62	2.253	5.390	139,24
MALAYSIA	45.510	19.050	-58,14	16.408	13.736	-16,28
UNITED STATES	0	5.567	--	0	18.301	--
UNITED KINGDOM	2.793	23.258	732,72	5.026	49.151	877,93
NETHERLANDS	2.500	0	-100,00	5.990	0	-100,00
<b>-INDUSTRI LAINNYA</b>	<b>945.894.202</b>	<b>377.808.089</b>	<b>-60,06</b>	<b>652.023.834</b>	<b>864.772.609</b>	<b>32,63</b>
JAPAN	22.659.896	23.186.359	2,32	85.777.724	81.722.244	-4,73
HONG KONG	2.248.983	3.080.749	36,98	7.002.065	5.028.627	-28,18
KOREA, REPUBLIC OF	16.532.948	18.287.918	10,61	25.241.175	20.789.693	-17,64
TAIWAN	12.267.725	14.548.676	18,59	9.017.408	13.245.225	46,89
CHINA	694.001.271	21.586.631	-96,89	38.083.885	29.838.614	-21,65
MONGOLIA	40.832	16.279	-60,13	69.099	28.749	-58,39
MACAU	20.311	1.156.216	5.592,56	24.176	164.967	582,36
PAPUA NEW GUINEA	519.335	1.079.595	107,88	466.295	2.293.471	391,85
THAILAND	9.443.904	16.077.651	70,24	40.036.273	51.819.652	29,43
SINGAPORE	56.805.423	27.226.056	-52,07	130.622.705	133.560.447	2,25
PHILIPPINES	4.471.121	7.223.521	61,56	12.733.778	16.557.600	30,03
MALAYSIA	18.358.732	27.277.015	48,58	38.925.442	45.244.564	16,23
MYANMAR (FORM. BURMA)	433.637	1.874.612	332,30	387.920	925.355	138,54
CAMBODIA	117.646	145.407	23,60	372.483	501.466	34,63
BRUNEI DARUSSALAM	61.141	668.205	992,89	234.534	1.262.061	438,11
LAO PEOPLE'S DEMOCRATIC REPUBLIC	202.435	86.902	-57,07	809.615	337.461	-58,32
NEPAL	18.444	26.000	40,97	38.755	60.364	55,76
VIET NAM	4.776.178	8.414.012	76,17	11.142.385	25.839.634	131,90
MALDIVES	180.899	359.061	98,49	140.118	395.169	182,03
INDIA	10.974.240	11.588.052	5,59	18.996.836	17.073.687	-10,12
PAKISTAN	2.685.891	1.932.866	-28,04	1.731.013	1.941.883	12,18
BANGLADESH	723.217	3.192.020	341,36	1.410.360	3.832.832	171,76
SRI LANKA	1.156.503	1.740.506	50,50	2.694.749	3.995.801	48,28
AFGHANISTAN	10.196	0	-100,00	73.603	0	-100,00
IRAQ	0	857.785	--	0	6.324.556	--
IRAN (ISLAMIC REPUBLIC OF)	664.215	225.898	-65,99	579.928	459.615	-20,75
SAUDI ARABIA	3.811.897	5.518.090	44,76	4.807.629	5.194.457	8,05
ISRAEL	0	55.734	--	0	142.786	--
KUWAIT	789.691	603.511	-23,58	278.371	226.813	-18,52
JORDAN	23.056	137.767	497,53	146.940	262.009	78,31
LEBANON	72.964	203.905	179,46	237.222	236.827	-0,17
YEMEN	67.658	16.881	-75,05	210.698	46.656	-77,86
OMAN	232.964	21.137	-90,93	997.987	257.396	-74,21
SYRIA ARAB REPUBLIC	21.000	132.874	532,73	85.201	127.957	50,18
TURKEY	768.064	1.300.909	69,38	1.442.165	1.813.710	25,76
UNITED ARAB EMIRATES	4.627.377	11.490.073	148,31	8.662.468	7.374.048	-14,87
QATAR	528.888	615.687	16,41	607.828	454.277	-25,26
BAHRAIN	1.983.110	2.329.268	17,46	387.253	571.287	47,52
CYPRUS	29.636	8.903	-69,96	28.747	94.232	227,80
EGYPT	1.196.080	573.481	-52,05	715.663	712.983	-0,37
LIBYAN ARAB JAMAHIRIYA	7.183	59.529	728,75	23.041	76.103	230,29
MOROCCO	3.178	90.675	2.753,21	23.035	322.345	1.299,37
TUNISIA	1.225	40.755	3.226,94	53.321	165.492	210,37
ALGERIA	1.556.675	1.656.263	6,40	3.997.928	5.289.627	32,31

TABEL 5. PERKEMBANGAN EKSPOR INDONESIA MENURUT KOMODITI DAN NEGARA TUJUAN

JENIS BARANG	BERAT BERSIH (KG)		PERUB	NILAI FOB (US \$)		PERUB
	JAN-FEB 2007	JAN-FEB 2008	%	JAN-FEB 2007	JAN-FEB 2008	%
	(1)	(2)	(3)	(4)	(5)	(6)
SUDAN	82.279	68.853	-16,32	25.763	294.219	1.042,02
ERITREA	157	0	-100,00	2.160	0	-100,00
LESOTHO	47.800	0	-100,00	2.820	0	-100,00
NAMIBIA	75.690	46.224	-38,93	20.314	11.934	-41,25
ETHIOPIA	16.976	118	-99,30	2.492	1.232	-50,56
TANZANIA, UNITED REPUBLIC OF	94.920	49.450	-47,90	360.972	135.977	-62,33
MADAGASCAR	91.878	154.249	67,88	17.203	226.930	1.219,13
SOMALIA	320	0	-100,00	1.577	0	-100,00
KENYA	842.415	675.239	-19,84	590.428	1.082.660	83,37
REUNION	31.528	53.242	68,87	102.491	52.465	-48,81
MOZAMBIQUE	27.000	536	-98,01	35.303	3.528	-90,01
EQUATORIAL GUINEA	1.675	7.220	331,04	5.365	8.075	50,51
TOGO	8.775	28.952	229,94	35.237	91.418	159,44
GHANA	751.498	1.317.212	75,28	1.140.158	1.823.166	59,90
LIBERIA	6.349	0	-100,00	7.650	0	-100,00
GUINEA	189.860	63.564	-66,52	303.402	139.812	-53,92
ANGOLA	130	178.256	137.020,00	3.989	178.163	4.366,36
CONGO	0	17.366	--	0	18.280	--
CAMEROON	17.767	107.827	506,89	34.201	447.844	1.209,45
NIGERIA	1.238.797	1.984.400	60,19	2.301.347	3.287.589	42,85
GABON	93.996	17.824	-81,04	368.048	123.507	-66,44
COTE D'IVOIRE	29.597	75.376	154,67	120.845	523.862	333,50
SENEGAL	4.331	319.107	7.267,98	4.190	346.525	8.170,29
MALI	0	290	--	0	150	--
BENIN	142.795	307.351	115,24	173.268	347.713	100,68
BURKINA FASO	0	8.773	--	0	61.646	--
GAMBIA	5.270	0	-100,00	18.993	0	-100,00
U.S. VIRGIN ISLANDS	143	21.000	14.585,31	429	11.300	2.534,03
SEYCHELLES	29.850	753	-97,48	39.667	1.185	-97,01
UGANDA	2.539	36.722	1.346,32	16.482	190.630	1.056,60
NIGER	0	11.167	--	0	122.659	--
DJIBOUTI	35.277	210.504	496,72	7.159	142.712	1.893,46
SAO TOME AND PRINCIPE	0	194	--	0	210	--
SWAZILAND	28.574	6.880	-75,92	156.289	39.427	-74,77
SOUTH AFRICA	1.946.628	1.528.733	-21,47	2.023.184	2.481.943	22,68
ZIMBABWE	760	2.607	243,03	6.750	17.958	166,04
ZAMBIA	0	23.940	--	0	92.516	--
MALAWI	56.991	36.998	-35,08	57.934	49.650	-14,30
MAURITIUS	10.912	73.899	577,23	14.389	125.208	770,16
AUSTRALIA	9.320.914	9.554.614	2,51	26.078.526	19.839.200	-23,93
NEW ZEALAND	1.043.687	2.180.695	108,94	1.941.759	3.589.007	84,83
MICRONESIA, FEDERATED STATES OF	0	2.283	--	0	2.646	--
GUAM	5.510	31.258	467,30	6.081	106.841	1.656,96
PALAU	0	23	--	0	147	--
NEW CALEDONIA	76.182	49.428	-35,12	81.138	61.686	-23,97
NORTHERN MARIANA ISLANDS	110	0	-100,00	691	0	-100,00
SAINT VINCENT AND THE GRENADINES	0	302	--	0	355	--
VANUATU	8.389	4.367	-47,94	8.811	6.568	-25,46
WALLIS AND FUTUNA ISLANDS	0	358	--	0	618	--
AMERICAN SAMOA	5.239	284	-94,58	97.776	1.154	-98,82
COOK ISLANDS	55.455	857	-98,45	37.724	2.974	-92,12
FIJI	127.148	330.299	159,78	159.387	269.851	69,31
KIRIBATI	0	238	--	0	1.088	--
SAMOA	18.599	4.848	-73,93	14.936	6.181	-58,62
SOLOMON ISLANDS	58.683	38.997	-33,55	201.180	14.308	-92,89
TONGA	0	53.613	--	0	41.242	--
TUVALU	0	10.844	--	0	22.980	--
EAST TIMOR	3.122	970.887	30.998,24	2.105	649.241	30.742,80
UNITED STATES	11.190.498	108.460.345	869,22	55.213.382	192.546.571	248,73
CANADA	1.910.370	1.325.566	-30,61	6.117.291	4.429.013	-27,60
MEXICO	582.830	197.184	-66,17	3.097.188	2.256.407	-27,15
GUATEMALA	68	0	-100,00	66	0	-100,00
HONDURAS	21.562	21.563	0,00	4.646	4.725	1,70
NICARAGUA	0	100	--	0	122	--
PANAMA	5.882	25.878	339,95	89.049	77.426	-13,05
CUBA	100	180.800	180.700,00	314	151.128	48.029,94
SURINAME	16.344	0	-100,00	85.574	0	-100,00
CHILE	111.904	466.726	317,08	928.657	1.643.219	76,95
VENEZUELA	2.415.491	377.745	-84,36	466.977	761.421	63,05
ARGENTINA	322.941	811.261	151,21	2.886.433	5.707.265	97,73
BRAZIL	185.846	309.979	66,79	1.259.509	2.240.303	77,87
COLOMBIA	53.121	82.853	55,97	464.490	273.121	-41,20
BOLIVIA	9.544	0	-100,00	30.419	0	-100,00
URUGUAY	350	10	-97,14	2.643	286	-89,18
PARAGUAY	0	12.910	--	0	64.853	--
ECUADOR	104.295	257.176	146,59	343.239	731.329	113,07
PERU	86.845	7.192	-91,72	604.160	111.430	-81,56
GUYANA	59.560	6.274	-89,47	143.500	27.675	-80,71



TABEL 5. PERKEMBANGAN EKSPOR INDONESIA MENURUT KOMODITI DAN NEGARA TUJUAN

JENIS BARANG	BERAT BERSIH (KG)		PERUB %	NILAI FOB (US \$)		PERUB %
	JAN-FEB 2007	JAN-FEB 2008		JAN-FEB 2007	JAN-FEB 2008	
(1)	(2)	(3)	(4)	(5)	(6)	(7)
TRINIDAD AND TOBAGO	0	26.739	--	0	120.133	--
BAHAMAS	414	584	41,06	153	693	352,94
JAMAICA	5.460	1.245	-77,20	3.319	1.777	-46,46
PUERTO RICO	84.899	9.311	-89,03	46.625	12.030	-74,20
DOMINICAN REPUBLIC	63.885	30.363	-52,47	139.295	110.849	-20,42
EL SALVADOR	41.110	859	-97,91	219.301	4.678	-97,87
COSTA RICA	95.771	276.527	188,74	390.862	297.224	-23,96
HAITI	20.000	0	-100,00	36.000	0	-100,00
BARBADOS	8.918	142.008	1.492,37	548	134.387	24.423,18
ANTIGUA AND BARBUDA	0	273	--	0	3.700	--
ARUBA	0	3.948	--	0	7.754	--
BERMUDA	52	194	273,08	466	918	97,00
CAPE VERDE	14.440	0	-100,00	15.200	0	-100,00
CAYMAN ISLANDS	385	41.698	10.730,65	104	10.396	9.896,15
DOMINICA	10.500	8.261	-21,32	40.275	41.320	2,59
FRENCH GUIANA	360	991	175,28	757	1.270	67,77
FRENCH POLYNESIA	29.949	46.316	54,65	47.869	38.800	-18,95
GREENLAND	1.875	0	-100,00	16.119	0	-100,00
GRENADA	20.894	0	-100,00	36.113	0	-100,00
MARTINIQUE	21.850	3.215	-85,29	12.394	14.906	20,27
NETHERLANDS ANTILLES	5.145	50.474	881,03	77.815	30.459	-60,86
TURKS AND CAICOS ISLANDS	3.110	21.564	593,38	1.536	10.096	557,29
GUADELOUPE	26.228	14.747	-43,77	19.694	17.601	-10,63
SAINT KITTS AND NEVIS	165	546	230,91	2.960	5.740	93,92
UNITED KINGDOM	1.947.492	1.355.187	-30,41	10.411.831	10.454.087	0,41
NETHERLANDS	5.107.833	5.815.846	13,86	24.129.246	39.059.065	61,87
FRANCE	2.683.530	2.075.878	-22,64	5.193.205	5.274.105	1,56
GERMANY, FED. REP. OF	2.765.613	4.187.698	51,42	14.046.627	25.713.781	83,06
AUSTRIA	447.578	238.408	-46,73	2.781.933	1.508.877	-45,76
BELGIUM	1.734.221	4.240.447	144,52	7.382.942	11.133.190	50,80
SWITZERLAND	121.553	136.577	12,36	437.191	884.063	102,21
LUXEMBOURG	8	36	350,00	3.779	21.060	457,29
MONACO	13.970	0	-100,00	131.873	0	-100,00
DENMARK	487.616	670.864	37,58	2.387.895	2.633.962	10,30
NORWAY	15.492.892	1.691.139	-89,08	2.463.911	992.800	-59,71
SWEDEN	367.385	301.129	-18,03	1.808.251	1.756.498	-2,86
FINLAND	619.990	508.932	-17,91	5.265.577	5.736.418	8,94
IRELAND	3.325	21.998	561,59	55.484	270.800	388,07
ITALY	1.871.326	1.714.873	-8,36	8.278.679	11.719.424	41,56
SPAIN	746.396	1.169.174	56,64	1.691.389	2.195.404	29,80
PORTUGAL	48.272	122.140	153,02	186.225	433.224	132,63
ICELAND	58.124	22.261	-61,70	48.217	6.303	-86,93
GREECE	558.446	608.574	8,98	1.356.726	2.409.420	77,59
VATICAN CITY STATE (HOLY SEE)	4.385	0	-100,00	3.750	0	-100,00
ANDORRA	0	174	--	0	4.185	--
DEMOCRATIC REPUBLIC OF THE CONG	18.165	0	-100,00	50.511	0	-100,00
HUNGARY	78.777	51.985	-34,01	312.452	337.988	8,17
POLAND	405.463	526.860	29,94	1.875.774	2.719.511	44,98
ROMANIA	88.515	33.392	-62,28	385.761	194.144	-49,67
BULGARIA	263	12.091	4.497,34	8.196	256.089	3.024,56
ARMENIA	8.416	0	-100,00	41.615	0	-100,00
AZERBAIJAN	45	4.268	9.384,44	5.143	44.285	761,07
KAZAKHSTAN	10.865	22.199	104,32	74.122	132.038	78,14
UKRAINE	46.121	136.073	195,03	190.887	177.023	-7,26
LITHUANIA	2.323	1.521	-34,52	27.886	36.973	32,59
LATVIA	41.913	24.708	-41,05	234.858	196.201	-16,46
ESTONIA	295.488	355.188	20,20	65.893	338.720	414,05
GEORGIA	11.000	206.034	1.773,04	10.203	278.136	2.626,02
CROATIA	227.138	57.959	-74,48	117.069	110.209	-5,86
BOSNIA AND HERZEGOVINA	0	233	--	0	1.104	--
MALTA	8.447	809	-90,42	28.674	1.937	-93,24
SLOVAKIA	7.833	2.376	-69,67	347.218	38.853	-88,81
SLOVENIA	66.205	6.208	-90,62	84.538	80.693	-4,55
CZECH REPUBLIC	12.089	24.622	103,67	128.029	138.925	8,51
RUSSIA FEDERATION	219.936	854.348	288,45	1.176.898	1.881.167	59,84
<b>BIJI TEMBAGA</b>	<b>363.321.751</b>	<b>308.211.617</b>	<b>-15,17</b>	<b>843.283.497</b>	<b>628.384.308</b>	<b>-25,48</b>
JAPAN	97.194.290	147.559.376	51,82	214.710.534	302.345.041	40,82
KOREA, REPUBLIC OF	59.896.883	46.357.285	-22,60	121.554.214	93.096.078	-23,41
CHINA	13.523.201	368.207	-97,28	36.810.016	22.080	-99,94
PHILIPPINES	56.889.140	29.637.720	-47,90	132.107.601	63.035.195	-52,28
SWITZERLAND	12.175.559	0	-100,00	27.408.766	0	-100,00
SPAIN	123.642.678	84.289.029	-31,83	310.692.366	169.885.914	-45,32
<b>BIJI NIKEL</b>	<b>1.422.884.000</b>	<b>1.901.996.530</b>	<b>33,67</b>	<b>80.607.283</b>	<b>79.393.120</b>	<b>-1,51</b>
JAPAN	429.000.000	165.670.000	-61,38	37.250.967	14.041.358	-62,31
HONG KONG	0	20.000	--	0	600	--
CHINA	770.549.000	1.292.265.713	67,71	29.083.038	41.933.336	44,18

TABEL 5. PERKEMBANGAN EKSPOR INDONESIA MENURUT KOMODITI DAN NEGARA TUJUAN

JENIS BARANG	BERAT BERSIH (KG)		PERUB	NILAI FOB (US \$)		PERUB
	JAN-FEB 2007	JAN-FEB 2008	%	JAN-FEB 2007	JAN-FEB 2008	%
(1)	(2)	(3)	(4)	(5)	(6)	(7)
MALAYSIA	0	50.000.000	--	0	875.000	--
AUSTRALIA	69.335.000	123.183.817	77,66	5.421.062	5.046.031	-6,92
UNITED KINGDOM	0	12.450.000	--	0	694.087	--
SWITZERLAND	0	192.507.000	--	0	12.159.988	--
UKRAINE	154.000.000	65.900.000	-57,21	8.852.216	4.642.720	-47,55
<b>BAUKSIT</b>	<b>1.513.979.662</b>	<b>1.966.232.060</b>	<b>29,87</b>	<b>13.348.261</b>	<b>16.839.908</b>	<b>26,16</b>
JAPAN	114.909.000	48.666.060	-57,65	1.465.493	894.110	-38,99
KOREA, REPUBLIC OF	20.662	0	-100,00	1.240	0	-100,00
CHINA	1.395.550.000	1.917.566.000	37,41	11.853.528	15.945.798	34,52
THAILAND	3.500.000	0	-100,00	28.000	0	-100,00
<b>BIJI TIMAH/TIN</b>	<b>137.625</b>	<b>2.000</b>	<b>-98,55</b>	<b>27.384</b>	<b>588</b>	<b>-97,85</b>
CHINA	100.000	0	-100,00	27.000	0	-100,00
MALAYSIA	37.600	2.000	-94,68	376	588	56,38
GERMANY, FED. REP. OF	25	0	-100,00	8	0	-100,00
<b>BATU BARA</b>	<b>32.277.123.103</b>	<b>30.168.484.006</b>	<b>-6,53</b>	<b>1.065.211.440</b>	<b>1.161.985.138</b>	<b>9,08</b>
JAPAN	6.245.502.532	5.607.183.831	-10,22	221.139.344	226.842.927	2,58
HONG KONG	1.722.004.001	1.576.522.002	-8,45	52.751.604	53.328.890	1,09
KOREA, REPUBLIC OF	4.289.628.763	3.946.003.533	-8,01	142.363.801	158.065.484	11,03
TAIWAN	3.751.930.106	3.752.383.868	0,01	125.029.028	147.622.545	18,07
CHINA	3.094.986.289	1.915.300.897	-38,12	98.362.415	70.277.551	-28,55
THAILAND	1.254.002.072	2.688.924.295	114,43	37.887.762	82.694.644	118,26
SINGAPORE	18.521.996	18.601.627	0,43	468.318	639.285	36,51
PHILIPPINES	813.393.636	861.307.609	5,89	27.396.787	35.053.985	27,95
MALAYSIA	1.463.390.151	1.176.355.479	-19,61	43.217.847	47.131.154	9,05
CAMBODIA	7.000.000	7.632.895	9,04	280.000	366.379	30,85
VIET NAM	35.141.242	96.187.000	173,72	905.562	3.439.815	279,85
INDIA	4.680.123.117	3.857.926.760	-17,57	143.622.443	148.031.870	3,07
PAKISTAN	200.828.201	448.412.544	123,28	7.355.371	21.373.623	190,59
SRI LANKA	0	25.240.680	--	0	1.060.109	--
UNITED ARAB EMIRATES	0	2	--	0	6	--
SIERRA LEONE	66.181.000	0	-100,00	1.720.706	0	-100,00
SOUTH AFRICA	500.000	0	-100,00	225.000	0	-100,00
AUSTRALIA	3.000	1	-99,97	375	1	-99,73
NEW ZEALAND	119.235.000	61.409.000	-48,50	2.899.394	1.283.447	-55,73
AMERICAN SAMOA	0	71.859.000	--	0	2.196.011	--
UNITED STATES	609.792.000	578.420.893	-5,14	17.109.557	17.838.319	4,26
CHILE	122.924.157	73.024.000	-40,59	4.756.089	2.504.723	-47,34
COSTA RICA	0	64.704.000	--	0	2.075.057	--
UNITED KINGDOM	262.299.000	522.430.000	99,17	6.932.070	17.127.447	147,08
NETHERLANDS	404.176.592	528.590.090	30,78	15.444.248	18.385.416	19,04
GERMANY, FED. REP. OF	0	30.000.000	--	0	1.020.000	--
BELGIUM	69.809.000	77.010.000	10,32	2.373.506	3.253.672	37,08
SWITZERLAND	481.524.497	359.500.000	-25,34	16.315.897	12.285.882	-24,70
IRELAND	320.976.000	157.506.000	-50,93	11.112.225	5.402.455	-51,38
ITALY	1.025.770.000	903.107.000	-11,96	43.080.784	58.448.092	35,67
SPAIN	871.350.751	423.289.000	-51,42	28.787.673	12.999.162	-54,84
GREECE	26.573.000	0	-100,00	786.560	0	-100,00
CROATIA	130.903.000	0	-100,00	5.748.395	0	-100,00
SLOVENIA	188.654.000	313.052.000	65,94	7.138.679	10.226.387	43,25
REP. OF MACEDONIA	0	26.600.000	--	0	1.010.800	--
<b>GRANIT</b>	<b>993.498.291</b>	<b>752.595.235</b>	<b>-24,25</b>	<b>4.128.530</b>	<b>7.152.213</b>	<b>73,24</b>
SINGAPORE	993.483.405	752.584.092	-24,25	4.120.505	7.147.356	73,46
UNITED STATES	14.886	3.107	-79,13	8.025	396	-95,07
FRANCE	0	1.325	--	0	1.092	--
GERMANY, FED. REP. OF	0	6.711	--	0	3.369	--
<b>PASIR ALAM</b>	<b>400.673.384</b>	<b>13.762</b>	<b>-100,00</b>	<b>4.650.520</b>	<b>54.372</b>	<b>-98,83</b>
JAPAN	223	0	-100,00	701	0	-100,00
HONG KONG	282.000	0	-100,00	112.800	0	-100,00
KOREA, REPUBLIC OF	20.000	0	-100,00	16.000	0	-100,00
CHINA	8.653.011	0	-100,00	3.758.717	0	-100,00
THAILAND	3.000.000	8.162	-99,73	30.000	3.216	-89,28
SINGAPORE	388.718.000	0	-100,00	732.282	0	-100,00
AUSTRALIA	150	0	-100,00	20	0	-100,00
GERMANY, FED. REP. OF	0	5.600	--	0	51.156	--
<b>HASIL TAMBANG LAIN</b>	<b>1.167.015.213</b>	<b>1.962.423.775</b>	<b>68,16</b>	<b>29.035.910</b>	<b>51.914.307</b>	<b>78,79</b>
JAPAN	2.448.052	3.192.985	30,43	263.523	363.826	38,06
HONG KONG	171.250	1.284.092	649,83	54.589	432.112	691,57
KOREA, REPUBLIC OF	2.069.784	67.807.888	3.176,09	337.170	2.179.194	546,32
TAIWAN	2.255.336	2.786.173	23,54	294.277	469.124	59,42
CHINA	647.266.544	1.324.170.444	104,58	16.549.402	35.619.606	115,23
MONGOLIA	21.000	0	-100,00	3.992	0	-100,00
THAILAND	1.248.312	1.708.878	36,90	121.038	186.610	54,17

TABEL 5. PERKEMBANGAN EKSPOR INDONESIA MENURUT KOMODITI DAN NEGARA TUJUAN

JENIS BARANG	BERAT BERSIH (KG)		PERUB	NILAI FOB (US \$)		PERUB
	JAN-FEB 2007	JAN-FEB 2008	%	JAN-FEB 2007	JAN-FEB 2008	%
(1)	(2)	(3)	(4)	(5)	(6)	(7)
SINGAPORE	490.745.116	386.018.886	-21,34	2.328.363	4.446.591	90,97
PHILIPPINES	1.050.958	137.120	-86,95	223.387	20.424	-90,86
MALAYSIA	7.501.458	2.954.190	-60,62	5.160.292	758.700	-85,30
MYANMAR (FORM. BURMA)	20.000	32.000	60,00	1.490	4.544	204,97
CAMBODIA	1.057.891	871.335	-17,63	69.857	63.421	-9,21
BRUNEI DARUSSALAM	0	55.952	--	0	45.425	--
VIET NAM	1.359.874	1.120.716	-17,59	99.901	143.854	44,00
MALDIVES	0	27.775	--	0	72.054	--
INDIA	4.783.044	9.267.076	93,75	1.748.595	1.899.317	8,62
PAKISTAN	0	496	--	0	1.736	--
BANGLADESH	1.750.700	22.276.040	1.172,41	264.458	501.169	89,51
SRI LANKA	68.220	0	-100,00	5.640	0	-100,00
IRAN (ISLAMIC REPUBLIC OF)	42	0	-100,00	1.080	0	-100,00
SAUDI ARABIA	0	10.199	--	0	2.916	--
KUWAIT	0	15.426	--	0	3.675	--
UNITED ARAB EMIRATES	0	83.350.000	--	0	1.265.225	--
CYPRUS	82	0	-100,00	257	0	-100,00
LESOTHO	20.000	0	-100,00	1.180	0	-100,00
KENYA	14.976	115.000	667,90	3.552	24.725	596,09
NIGERIA	160.000	0	-100,00	45.232	0	-100,00
DJIBOUTI	0	273.000	--	0	37.674	--
SOUTH AFRICA	0	79.772	--	0	13.351	--
MAURITIUS	0	240.000	--	0	96.000	--
AUSTRALIA	2.741.696	52.824	-98,07	260.407	34.024	-86,93
NEW ZEALAND	0	467	--	0	543	--
GUAM	2.160	0	-100,00	295	0	-100,00
NEW CALEDONIA	0	263	--	0	453	--
SOLOMON ISLANDS	0	77	--	0	206	--
EAST TIMOR	0	55.800	--	0	30.393	--
UNITED STATES	73.814	42.353	-42,62	46.377	17.893	-61,42
CANADA	2	0	-100,00	8	0	-100,00
ARGENTINA	2	0	-100,00	13	0	-100,00
BRAZIL	0	374	--	0	2.131	--
FRENCH GUIANA	48	0	-100,00	33	0	-100,00
FRENCH POLYNESIA	939	0	-100,00	3.146	0	-100,00
GUADELOUPE	267	0	-100,00	236	0	-100,00
UNITED KINGDOM	47.824	0	-100,00	36.515	0	-100,00
NETHERLANDS	24.334	37.329	53,40	27.597	24.019	-12,97
FRANCE	16.499	14.937	-9,47	1.891	9.028	377,42
GERMANY, FED. REP. OF	40.481	28.284	-30,13	31.291	11.879	-62,04
AUSTRIA	0	278	--	0	397	--
BELGIUM	3	1.171	38.933,33	1.010.260	2.219.578	119,70
SWITZERLAND	0	54.337.000	--	0	869.392	--
DENMARK	1.562	0	-100,00	5	0	-100,00
NORWAY	0	19.636	--	0	9.450	--
ITALY	999	31.528	3.055,96	5.889	27.779	371,71
SPAIN	45.885	1.255	-97,26	31.170	1.898	-93,91
PORTUGAL	1.418	0	-100,00	1.457	0	-100,00
GREECE	63	0	-100,00	189	0	-100,00
POLAND	0	4.756	--	0	3.971	--
SLOVENIA	4.578	0	-100,00	1.856	0	-100,00
<b>BARANG-BARANG SENI</b>	<b>601.737</b>	<b>477.692</b>	<b>-20,61</b>	<b>1.308.350</b>	<b>1.448.628</b>	<b>10,72</b>
JAPAN	27.931	31.962	14,43	117.524	94.366	-19,70
HONG KONG	2.064	3.430	66,18	7.684	14.325	86,43
KOREA, REPUBLIC OF	1.226	1.088	-11,26	3.138	30.791	881,23
TAIWAN	76.403	431	-99,44	127.670	1.028	-99,19
CHINA	119	522	338,66	478	1.449	203,14
MACAU	0	384	--	0	28.140	--
PAPUA NEW GUINEA	69	0	-100,00	39	0	-100,00
THAILAND	298	360	20,81	2.962	2.560	-13,57
SINGAPORE	8.162	13.777	68,79	73.292	215.529	194,07
PHILIPPINES	3.006	560	-81,37	9.138	10.984	20,20
MALAYSIA	9.008	9.403	4,38	21.190	26.862	26,77
CAMBODIA	0	191	--	0	132	--
BRUNEI DARUSSALAM	1.962	104	-94,70	545	23	-95,78
MALDIVES	1.096	0	-100,00	15.414	0	-100,00
INDIA	84	98	16,67	161	602	273,91
SRI LANKA	781	0	-100,00	163	0	-100,00
IRAN (ISLAMIC REPUBLIC OF)	3.071	184	-94,01	2.861	1.397	-51,17
SAUDI ARABIA	5.544	29.629	434,43	4.816	20.691	329,63
ISRAEL	0	11	--	0	5	--
KUWAIT	60	0	-100,00	624	0	-100,00
LEBANON	45	20	-55,56	11	238	2.063,64
OMAN	347	0	-100,00	161	0	-100,00
TURKEY	27.913	28.231	1,14	38.134	29.890	-21,62
UNITED ARAB EMIRATES	8.151	2.255	-72,33	30.295	17.836	-41,13
BAHRAIN	0	36	--	0	51	--

TABEL 5. PERKEMBANGAN EKSPOR INDONESIA MENURUT KOMODITI DAN NEGARA TUJUAN

JENIS BARANG	BERAT BERSIH (KG)		PERUB	NILAI FOB (US \$)		PERUB
	JAN-FEB 2007	JAN-FEB 2008	%	JAN-FEB 2007	JAN-FEB 2008	%
	(1)	(2)	(3)	(4)	(5)	(6)
CYPRUS	0	25	--	0	658	--
EGYPT	419	0	-100,00	426	0	-100,00
MOROCCO	366	0	-100,00	5.418	0	-100,00
NAMIBIA	0	11	--	0	100	--
MADAGASCAR	1	0	-100,00	1	0	-100,00
KENYA	897	0	-100,00	715	0	-100,00
REUNION	2.001	2.879	43,88	1.269	4.485	253,43
TOGO	16	0	-100,00	15	0	-100,00
COTE D'IVOIRE	112	0	-100,00	117	0	-100,00
SENEGAL	0	22.316	--	0	20.000	--
SOUTH AFRICA	5.106	4.162	-18,49	9.686	4.860	-49,82
MAURITIUS	0	1.069	--	0	2.021	--
AUSTRALIA	46.029	42.089	-8,56	116.874	72.828	-37,69
NEW ZEALAND	2.969	2.495	-15,96	7.314	4.968	-32,08
GUAM	30	681	2.170,00	440	1.235	180,68
NEW CALEDONIA	1.957	1.342	-31,43	8.870	2.912	-67,17
NORTHERN MARIANA ISLANDS	33	0	-100,00	251	0	-100,00
VANUATU	187	180	-3,74	102	450	341,18
SOLOMON ISLANDS	0	3.115	--	0	8.307	--
UNITED STATES	32.402	84.885	161,97	132.767	285.864	115,31
CANADA	1.001	4.325	332,07	6.429	13.775	114,26
MEXICO	45	2.215	4.822,22	500	1.125	125,00
NICARAGUA	0	249	--	0	303	--
PANAMA	156	0	-100,00	168	0	-100,00
CHILE	450	9	-98,00	1.674	21	-98,75
ARGENTINA	8	0	-100,00	6	0	-100,00
BRAZIL	204	74	-63,73	32.231	423	-98,69
COLOMBIA	155	0	-100,00	146	0	-100,00
JAMAICA	0	34	--	0	50	--
PUERTO RICO	0	1.850	--	0	1.710	--
DOMINICAN REPUBLIC	995	436	-56,18	3.471	628	-81,91
COSTA RICA	130	0	-100,00	49	0	-100,00
CAYMAN ISLANDS	0	272	--	0	71	--
FRENCH POLYNESIA	3.771	3.518	-6,71	6.596	4.438	-32,72
GRENADA	0	133	--	0	893	--
MARTINIQUE	180	1	-99,44	330	1	-99,70
NETHERLANDS ANTILLES	152	333	119,08	417	1.015	143,41
GUADELOUPE	23	795	3.356,52	58	1.228	2.017,24
UNITED KINGDOM	3.020	4.667	54,54	8.378	21.619	158,04
NETHERLANDS	24.889	28.795	15,69	47.659	89.328	87,43
FRANCE	36.900	43.917	19,02	98.928	173.494	75,37
GERMANY, FED. REP. OF	115.501	4.044	-96,50	100.807	10.783	-89,30
AUSTRIA	48	40	-16,67	247	452	83,00
BELGIUM	23.178	14.942	-35,53	52.445	32.620	-37,80
SWITZERLAND	3.643	232	-93,63	9.284	376	-95,95
DENMARK	4.337	631	-85,45	14.045	1.476	-89,49
NORWAY	0	89	--	0	160	--
SWEDEN	237	0	-100,00	526	0	-100,00
FINLAND	5	10	100,00	7	28	300,00
IRELAND	138	326	136,23	72	825	1.045,83
ITALY	42.642	33.469	-21,51	69.171	113.567	64,18
SPAIN	63.983	38.513	-39,81	102.852	59.025	-42,61
PORTUGAL	407	968	137,84	869	1.516	74,45
GREECE	499	1.384	177,35	3.631	3.584	-1,29
HUNGARY	0	1.526	--	0	3.654	--
POLAND	201	0	-100,00	905	0	-100,00
ROMANIA	2.099	0	-100,00	1.443	0	-100,00
BULGARIA	325	0	-100,00	141	0	-100,00
UKRAINE	170	0	-100,00	160	0	-100,00
CROATIA	1.205	1.501	24,56	1.714	504	-70,60
MALTA	242	128	-47,11	555	1.486	167,75
CZECH REPUBLIC	7	0	-100,00	21	0	-100,00
RUSSIA FEDERATION	926	341	-63,17	1.850	2.863	54,76
<b>BARANG KIRIMAN, POS DAN YANG DIK</b>	<b>2.250</b>	<b>0</b>	<b>-100,00</b>	<b>651</b>	<b>0</b>	<b>-100,00</b>
MALAYSIA	2.250	0	-100,00	651	0	-100,00
<b>LAINNYA</b>	<b>8</b>	<b>572</b>	<b>7.050,00</b>	<b>21</b>	<b>872</b>	<b>4.052,38</b>
JAPAN	8	0	-100,00	21	0	-100,00
CHINA	0	272	--	0	272	--
SINGAPORE	0	300	--	0	600	--
<b>TOTAL</b>	<b>56.287.852.924</b>	<b>55.511.801.642</b>	<b>-1,38</b>	<b>16.517.003.941</b>	<b>21.737.124.069</b>	<b>31,60</b>

TABEL 5. PERKEMBANGAN EKSPOR INDONESIA MENURUT KOMODITI DAN NEGARA TUJUAN

JENIS BARANG	BERAT BERSIH (KG)		PERUB	NILAI FOB (US \$)		PERUB
	JAN-FEB 2007	JAN-FEB 2008	%	JAN-FEB 2007	JAN-FEB 2008	%
(1)	(2)	(3)	(4)	(5)	(6)	(7)

<http://www.bps.go.id>

TABEL 5. PERKEMBANGAN EKSPOR INDONESIA MENURUT KOMODITI DAN NEGARA TUJUAN

JENIS BARANG	BERAT BERSIH (KG)		PERUB	NILAI FOB (US \$)		PERUB
	JAN-FEB 2007	JAN-FEB 2008	%	JAN-FEB 2007	JAN-FEB 2008	%
(1)	(2)	(3)	(4)	(5)	(6)	(7)

<http://www.bps.go.id>

TABEL 5. PERKEMBANGAN EKSPOR INDONESIA MENURUT KOMODITI DAN NEGARA TUJUAN

JENIS BARANG	BERAT BERSIH (KG)		PERUB	NILAI FOB (US \$)		PERUB
	JAN-FEB 2007	JAN-FEB 2008	%	JAN-FEB 2007	JAN-FEB 2008	%
(1)	(2)	(3)	(4)	(5)	(6)	(7)

<http://www.bps.go.id>

TABEL 5. PERKEMBANGAN EKSPOR INDONESIA MENURUT KOMODITI DAN NEGARA TUJUAN

JENIS BARANG	BERAT BERSIH (KG)		PERUB	NILAI FOB (US \$)		PERUB
	JAN-FEB 2007	JAN-FEB 2008	%	JAN-FEB 2007	JAN-FEB 2008	%
(1)	(2)	(3)	(4)	(5)	(6)	(7)

<http://www.bps.go.id>



TABEL 5. PERKEMBANGAN EKSPOR INDONESIA MENURUT KOMODITI DAN NEGARA TUJUAN

JENIS BARANG	BERAT BERSIH (KG)		PERUB	NILAI FOB (US \$)		PERUB
	JAN-FEB 2007	JAN-FEB 2008	%	JAN-FEB 2007	JAN-FEB 2008	%
(1)	(2)	(3)	(4)	(5)	(6)	(7)

<http://www.bps.go.id>

TABEL 5. PERKEMBANGAN EKSPOR INDONESIA MENURUT KOMODITI DAN NEGARA TUJUAN

JENIS BARANG	BERAT BERSIH (KG)		PERUB	NILAI FOB (US \$)		PERUB
	JAN-FEB 2007	JAN-FEB 2008	%	JAN-FEB 2007	JAN-FEB 2008	%
(1)	(2)	(3)	(4)	(5)	(6)	(7)

<http://www.bps.go.id>

TABEL 5. PERKEMBANGAN EKSPOR INDONESIA MENURUT KOMODITI DAN NEGARA TUJUAN

JENIS BARANG	BERAT BERSIH (KG)		PERUB	NILAI FOB (US \$)		PERUB
	JAN-FEB 2007	JAN-FEB 2008	%	JAN-FEB 2007	JAN-FEB 2008	%
(1)	(2)	(3)	(4)	(5)	(6)	(7)

<http://www.bps.go.id>

TABEL 5. PERKEMBANGAN EKSPOR INDONESIA MENURUT KOMODITI DAN NEGARA TUJUAN

JENIS BARANG	BERAT BERSIH (KG)		PERUB	NILAI FOB (US \$)		PERUB
	JAN-FEB 2007	JAN-FEB 2008	%	JAN-FEB 2007	JAN-FEB 2008	%
(1)	(2)	(3)	(4)	(5)	(6)	(7)

<http://www.bps.go.id>

TABEL 5. PERKEMBANGAN EKSPOR INDONESIA MENURUT KOMODITI DAN NEGARA TUJUAN

JENIS BARANG	BERAT BERSIH (KG)		PERUB	NILAI FOB (US \$)		PERUB
	JAN-FEB 2007	JAN-FEB 2008	%	JAN-FEB 2007	JAN-FEB 2008	%
(1)	(2)	(3)	(4)	(5)	(6)	(7)

<http://www.bps.go.id>

TABEL 5. PERKEMBANGAN EKSPOR INDONESIA MENURUT KOMODITI DAN NEGARA TUJUAN

JENIS BARANG	BERAT BERSIH (KG)		PERUB	NILAI FOB (US \$)		PERUB
	JAN-FEB 2007	JAN-FEB 2008	%	JAN-FEB 2007	JAN-FEB 2008	%
(1)	(2)	(3)	(4)	(5)	(6)	(7)

<http://www.bps.go.id>

TABEL 5. PERKEMBANGAN EKSPOR INDONESIA MENURUT KOMODITI DAN NEGARA TUJUAN

JENIS BARANG	BERAT BERSIH (KG)		PERUB	NILAI FOB (US \$)		PERUB
	JAN-FEB 2007	JAN-FEB 2008	%	JAN-FEB 2007	JAN-FEB 2008	%
(1)	(2)	(3)	(4)	(5)	(6)	(7)

<http://www.bps.go.id>

TABEL 5. PERKEMBANGAN EKSPOR INDONESIA MENURUT KOMODITI DAN NEGARA TUJUAN

JENIS BARANG	BERAT BERSIH (KG)		PERUB	NILAI FOB (US \$)		PERUB
	JAN-FEB 2007	JAN-FEB 2008	%	JAN-FEB 2007	JAN-FEB 2008	%
(1)	(2)	(3)	(4)	(5)	(6)	(7)

<http://www.bps.go.id>



TABEL 5. PERKEMBANGAN EKSPOR INDONESIA MENURUT KOMODITI DAN NEGARA TUJUAN

JENIS BARANG	BERAT BERSIH (KG)		PERUB	NILAI FOB (US \$)		PERUB
	JAN-FEB 2007	JAN-FEB 2008	%	JAN-FEB 2007	JAN-FEB 2008	%
(1)	(2)	(3)	(4)	(5)	(6)	(7)

<http://www.bps.go.id>

TABEL 5. PERKEMBANGAN EKSPOR INDONESIA MENURUT KOMODITI DAN NEGARA TUJUAN

JENIS BARANG	BERAT BERSIH (KG)		PERUB	NILAI FOB (US \$)		PERUB
	JAN-FEB 2007	JAN-FEB 2008	%	JAN-FEB 2007	JAN-FEB 2008	%
(1)	(2)	(3)	(4)	(5)	(6)	(7)

<http://www.bps.go.id>

TABEL 5. PERKEMBANGAN EKSPOR INDONESIA MENURUT KOMODITI DAN NEGARA TUJUAN

JENIS BARANG	BERAT BERSIH (KG)		PERUB	NILAI FOB (US \$)		PERUB
	JAN-FEB 2007	JAN-FEB 2008	%	JAN-FEB 2007	JAN-FEB 2008	%
(1)	(2)	(3)	(4)	(5)	(6)	(7)

<http://www.bps.go.id>

TABEL 5. PERKEMBANGAN EKSPOR INDONESIA MENURUT KOMODITI DAN NEGARA TUJUAN

JENIS BARANG	BERAT BERSIH (KG)		PERUB	NILAI FOB (US \$)		PERUB
	JAN-FEB 2007	JAN-FEB 2008	%	JAN-FEB 2007	JAN-FEB 2008	%
(1)	(2)	(3)	(4)	(5)	(6)	(7)

<http://www.bps.go.id>

TABEL 5. PERKEMBANGAN EKSPOR INDONESIA MENURUT KOMODITI DAN NEGARA TUJUAN

JENIS BARANG	BERAT BERSIH (KG)		PERUB	NILAI FOB (US \$)		PERUB
	JAN-FEB 2007	JAN-FEB 2008	%	JAN-FEB 2007	JAN-FEB 2008	%
(1)	(2)	(3)	(4)	(5)	(6)	(7)

<http://www.bps.go.id>

TABEL 5. PERKEMBANGAN EKSPOR INDONESIA MENURUT KOMODITI DAN NEGARA TUJUAN

JENIS BARANG	BERAT BERSIH (KG)		PERUB	NILAI FOB (US \$)		PERUB
	JAN-FEB 2007	JAN-FEB 2008	%	JAN-FEB 2007	JAN-FEB 2008	%
(1)	(2)	(3)	(4)	(5)	(6)	(7)

<http://www.bps.go.id>

TABEL 5. PERKEMBANGAN EKSPOR INDONESIA MENURUT KOMODITI DAN NEGARA TUJUAN

JENIS BARANG	BERAT BERSIH (KG)		PERUB	NILAI FOB (US \$)		PERUB
	JAN-FEB 2007	JAN-FEB 2008	%	JAN-FEB 2007	JAN-FEB 2008	%
(1)	(2)	(3)	(4)	(5)	(6)	(7)

<http://www.bps.go.id>

TABEL 5. PERKEMBANGAN EKSPOR INDONESIA MENURUT KOMODITI DAN NEGARA TUJUAN

JENIS BARANG	BERAT BERSIH (KG)		PERUB	NILAI FOB (US \$)		PERUB
	JAN-FEB 2007	JAN-FEB 2008	%	JAN-FEB 2007	JAN-FEB 2008	%
(1)	(2)	(3)	(4)	(5)	(6)	(7)

<http://www.bps.go.id>



TABEL 5. PERKEMBANGAN EKSPOR INDONESIA MENURUT KOMODITI DAN NEGARA TUJUAN

JENIS BARANG	BERAT BERSIH (KG)		PERUB	NILAI FOB (US \$)		PERUB
	JAN-FEB 2007	JAN-FEB 2008	%	JAN-FEB 2007	JAN-FEB 2008	%
(1)	(2)	(3)	(4)	(5)	(6)	(7)

<http://www.bps.go.id>

TABEL 5. PERKEMBANGAN EKSPOR INDONESIA MENURUT KOMODITI DAN NEGARA TUJUAN

JENIS BARANG	BERAT BERSIH (KG)		PERUB	NILAI FOB (US \$)		PERUB
	JAN-FEB 2007	JAN-FEB 2008	%	JAN-FEB 2007	JAN-FEB 2008	%
(1)	(2)	(3)	(4)	(5)	(6)	(7)

<http://www.bps.go.id>

TABEL 5. PERKEMBANGAN EKSPOR INDONESIA MENURUT KOMODITI DAN NEGARA TUJUAN

JENIS BARANG	BERAT BERSIH (KG)		PERUB	NILAI FOB (US \$)		PERUB
	JAN-FEB 2007	JAN-FEB 2008	%	JAN-FEB 2007	JAN-FEB 2008	%
(1)	(2)	(3)	(4)	(5)	(6)	(7)

<http://www.bps.go.id>

TABEL 5. PERKEMBANGAN EKSPOR INDONESIA MENURUT KOMODITI DAN NEGARA TUJUAN

JENIS BARANG	BERAT BERSIH (KG)		PERUB	NILAI FOB (US \$)		PERUB
	JAN-FEB 2007	JAN-FEB 2008	%	JAN-FEB 2007	JAN-FEB 2008	%
(1)	(2)	(3)	(4)	(5)	(6)	(7)

<http://www.bps.go.id>

TABEL 5. PERKEMBANGAN EKSPOR INDONESIA MENURUT KOMODITI DAN NEGARA TUJUAN

JENIS BARANG	BERAT BERSIH (KG)		PERUB	NILAI FOB (US \$)		PERUB
	JAN-FEB 2007	JAN-FEB 2008	%	JAN-FEB 2007	JAN-FEB 2008	%
(1)	(2)	(3)	(4)	(5)	(6)	(7)

<http://www.bps.go.id>

TABEL 5. PERKEMBANGAN EKSPOR INDONESIA MENURUT KOMODITI DAN NEGARA TUJUAN

JENIS BARANG	BERAT BERSIH (KG)		PERUB	NILAI FOB (US \$)		PERUB
	JAN-FEB 2007	JAN-FEB 2008	%	JAN-FEB 2007	JAN-FEB 2008	%
(1)	(2)	(3)	(4)	(5)	(6)	(7)

<http://www.bps.go.id>

TABEL 5. PERKEMBANGAN EKSPOR INDONESIA MENURUT KOMODITI DAN NEGARA TUJUAN

JENIS BARANG	BERAT BERSIH (KG)		PERUB	NILAI FOB (US \$)		PERUB
	JAN-FEB 2007	JAN-FEB 2008	%	JAN-FEB 2007	JAN-FEB 2008	%
(1)	(2)	(3)	(4)	(5)	(6)	(7)

<http://www.bps.go.id>

TABEL 5. PERKEMBANGAN EKSPOR INDONESIA MENURUT KOMODITI DAN NEGARA TUJUAN

JENIS BARANG	BERAT BERSIH (KG)		PERUB	NILAI FOB (US \$)		PERUB
	JAN-FEB 2007	JAN-FEB 2008	%	JAN-FEB 2007	JAN-FEB 2008	%
(1)	(2)	(3)	(4)	(5)	(6)	(7)

<http://www.bps.go.id>



TABEL 5. PERKEMBANGAN EKSPOR INDONESIA MENURUT KOMODITI DAN NEGARA TUJUAN

JENIS BARANG	BERAT BERSIH (KG)		PERUB	NILAI FOB (US \$)		PERUB
	JAN-FEB 2007	JAN-FEB 2008	%	JAN-FEB 2007	JAN-FEB 2008	%
(1)	(2)	(3)	(4)	(5)	(6)	(7)

<http://www.bps.go.id>

TABEL 5. PERKEMBANGAN EKSPOR INDONESIA MENURUT KOMODITI DAN NEGARA TUJUAN

JENIS BARANG	BERAT BERSIH (KG)		PERUB	NILAI FOB (US \$)		PERUB
	JAN-FEB 2007	JAN-FEB 2008	%	JAN-FEB 2007	JAN-FEB 2008	%
(1)	(2)	(3)	(4)	(5)	(6)	(7)

<http://www.bps.go.id>

TABEL 5. PERKEMBANGAN EKSPOR INDONESIA MENURUT KOMODITI DAN NEGARA TUJUAN

JENIS BARANG	BERAT BERSIH (KG)		PERUB	NILAI FOB (US \$)		PERUB
	JAN-FEB 2007	JAN-FEB 2008	%	JAN-FEB 2007	JAN-FEB 2008	%
(1)	(2)	(3)	(4)	(5)	(6)	(7)

<http://www.bps.go.id>

TABEL 5. PERKEMBANGAN EKSPOR INDONESIA MENURUT KOMODITI DAN NEGARA TUJUAN

JENIS BARANG	BERAT BERSIH (KG)		PERUB	NILAI FOB (US \$)		PERUB
	JAN-FEB 2007	JAN-FEB 2008	%	JAN-FEB 2007	JAN-FEB 2008	%
(1)	(2)	(3)	(4)	(5)	(6)	(7)

<http://www.bps.go.id>

TABEL 5. PERKEMBANGAN EKSPOR INDONESIA MENURUT KOMODITI DAN NEGARA TUJUAN

JENIS BARANG	BERAT BERSIH (KG)		PERUB	NILAI FOB (US \$)		PERUB
	JAN-FEB 2007	JAN-FEB 2008	%	JAN-FEB 2007	JAN-FEB 2008	%
(1)	(2)	(3)	(4)	(5)	(6)	(7)

<http://www.bps.go.id>

TABEL 5. PERKEMBANGAN EKSPOR INDONESIA MENURUT KOMODITI DAN NEGARA TUJUAN

JENIS BARANG	BERAT BERSIH (KG)		PERUB	NILAI FOB (US \$)		PERUB
	JAN-FEB 2007	JAN-FEB 2008	%	JAN-FEB 2007	JAN-FEB 2008	%
(1)	(2)	(3)	(4)	(5)	(6)	(7)

<http://www.bps.go.id>

TABEL 5. PERKEMBANGAN EKSPOR INDONESIA MENURUT KOMODITI DAN NEGARA TUJUAN

JENIS BARANG	BERAT BERSIH (KG)		PERUB	NILAI FOB (US \$)		PERUB
	JAN-FEB 2007	JAN-FEB 2008	%	JAN-FEB 2007	JAN-FEB 2008	%
(1)	(2)	(3)	(4)	(5)	(6)	(7)

<http://www.bps.go.id>

TABEL 5. PERKEMBANGAN EKSPOR INDONESIA MENURUT KOMODITI DAN NEGARA TUJUAN

JENIS BARANG	BERAT BERSIH (KG)		PERUB	NILAI FOB (US \$)		PERUB
	JAN-FEB 2007	JAN-FEB 2008	%	JAN-FEB 2007	JAN-FEB 2008	%
(1)	(2)	(3)	(4)	(5)	(6)	(7)

<http://www.bps.go.id>



TABEL 5. PERKEMBANGAN EKSPOR INDONESIA MENURUT KOMODITI DAN NEGARA TUJUAN

JENIS BARANG	BERAT BERSIH (KG)		PERUB	NILAI FOB (US \$)		PERUB
	JAN-FEB 2007	JAN-FEB 2008	%	JAN-FEB 2007	JAN-FEB 2008	%
(1)	(2)	(3)	(4)	(5)	(6)	(7)

<http://www.bps.go.id>

TABEL 5. PERKEMBANGAN EKSPOR INDONESIA MENURUT KOMODITI DAN NEGARA TUJUAN

JENIS BARANG	BERAT BERSIH (KG)		PERUB	NILAI FOB (US \$)		PERUB
	JAN-FEB 2007	JAN-FEB 2008	%	JAN-FEB 2007	JAN-FEB 2008	%
(1)	(2)	(3)	(4)	(5)	(6)	(7)

<http://www.bps.go.id>

<http://www.bps.go.id>

<http://www.bps.go.id>

<http://www.bps.go.id>

<http://www.bps.go.id>

<http://www.bps.go.id>

<http://www.bps.go.id>



<http://www.bps.go.id>

<http://www.bps.go.id>

<http://www.bps.go.id>

<http://www.bps.go.id>

<http://www.bps.go.id>

<http://www.bps.go.id>

<http://www.bps.go.id>

<http://www.bps.go.id>



<http://www.bps.go.id>

<http://www.bps.go.id>

<http://www.bps.go.id>

<http://www.bps.go.id>

<http://www.bps.go.id>

<http://www.bps.go.id>

<http://www.bps.go.id>

<http://www.bps.go.id>



<http://www.bps.go.id>

<http://www.bps.go.id>

<http://www.bps.go.id>

<http://www.bps.go.id>

<http://www.bps.go.id>

<http://www.bps.go.id>

<http://www.bps.go.id>

<http://www.bps.go.id>



<http://www.bps.go.id>

<http://www.bps.go.id>

<http://www.bps.go.id>

<http://www.bps.go.id>

<http://www.bps.go.id>

<http://www.bps.go.id>

<http://www.bps.go.id>

<http://www.bps.go.id>



<http://www.bps.go.id>

<http://www.bps.go.id>

<http://www.bps.go.id>

<http://www.bps.go.id>

<http://www.bps.go.id>

<http://www.bps.go.id>

<http://www.bps.go.id>

<http://www.bps.go.id>



<http://www.bps.go.id>

<http://www.bps.go.id>

<http://www.bps.go.id>

<http://www.bps.go.id>

<http://www.bps.go.id>

<http://www.bps.go.id>

<http://www.bps.go.id>

<http://www.bps.go.id>



<http://www.bps.go.id>

<http://www.bps.go.id>

<http://www.bps.go.id>

<http://www.bps.go.id>

<http://www.bps.go.id>

<http://www.bps.go.id>

<http://www.bps.go.id>

<http://www.bps.go.id>



<http://www.bps.go.id>

<http://www.bps.go.id>

<http://www.bps.go.id>

<http://www.bps.go.id>

<http://www.bps.go.id>

<http://www.bps.go.id>

<http://www.bps.go.id>

<http://www.bps.go.id>



<http://www.bps.go.id>

<http://www.bps.go.id>

<http://www.bps.go.id>

<http://www.bps.go.id>

<http://www.bps.go.id>

<http://www.bps.go.id>

<http://www.bps.go.id>

<http://www.bps.go.id>



<http://www.bps.go.id>

<http://www.bps.go.id>

<http://www.bps.go.id>

<http://www.bps.go.id>

<http://www.bps.go.id>

<http://www.bps.go.id>

<http://www.bps.go.id>

<http://www.bps.go.id>



<http://www.bps.go.id>

<http://www.bps.go.id>

<http://www.bps.go.id>

<http://www.bps.go.id>

<http://www.bps.go.id>

<http://www.bps.go.id>

<http://www.bps.go.id>

<http://www.bps.go.id>



<http://www.bps.go.id>

<http://www.bps.go.id>

<http://www.bps.go.id>

<http://www.bps.go.id>

<http://www.bps.go.id>

<http://www.bps.go.id>

<http://www.bps.go.id>

<http://www.bps.go.id>



<http://www.bps.go.id>

---

<http://www.bps.go.id>

<http://www.bps.go.id>

<http://www.bps.go.id>

<http://www.bps.go.id>

<http://www.bps.go.id>

<http://www.bps.go.id>

<http://www.bps.go.id>



<http://www.bps.go.id>

<http://www.bps.go.id>

<http://www.bps.go.id>

<http://www.bps.go.id>

<http://www.bps.go.id>

<http://www.bps.go.id>

<http://www.bps.go.id>

<http://www.bps.go.id>



<http://www.bps.go.id>

<http://www.bps.go.id>

<http://www.bps.go.id>

<http://www.bps.go.id>

<http://www.bps.go.id>

<http://www.bps.go.id>

<http://www.bps.go.id>

<http://www.bps.go.id>



<http://www.bps.go.id>

<http://www.bps.go.id>

<http://www.bps.go.id>