

Buletin Statistik Perdagangan Luar Negeri
Foreign Trade Statistical Bulletin

EKSPOR /EXPORTS

ISSN : 0216 - 5775

No. Publikasi / *Publication Number* : 06110.0810

Katalog BPS / *BPS Catalogue*: 8202002

Ukuran Buku / *Book Size* : 21 Cm X 29 Cm

Jumlah Halaman / *Total Pages* : 109 Halaman / *Pages*

Naskah / *Manuscript* :

Bagian Statistik Ekspor

Export Statistics Division

Gambar Kulit / *Cover Design* :

Bagian Statistik Ekspor

Export Statistics Division

Diterbitkan oleh / *Published by* :

Badan Pusat Statistik, Jakarta - Indonesia

CBS, Indonesia

Dicetak oleh / *Printed by* :

CV Rioma

Boleh dikutip dengan menyebut sumbernya

May be cited with reference to the source

KATA PENGANTAR

Buletin Statistik Perdagangan Luar Negeri Ekspor yang diterbitkan secara bulanan memuat data ekspor menurut sektor, Perkembangan ekspor komoditi pertanian, Perkembangan ekspor komoditi industri, Perkembangan ekspor komoditi pertambangan dan Perkembangan ekspor Indonesia menurut komoditi dan negara tujuan secara kumulatif dari Januari sampai bulan berjalan.

Buletin ini juga menyajikan ulasan singkat tentang perbandingan, pertumbuhan dan peranan serta data pokok yang cukup menonjol atau yang mengalami perubahan yang signifikan. Diharapkan dengan adanya informasi semacam ini, para pengguna data ekspor dapat melihat dan mengikuti perkembangan ekspor secara garis besar.

Kepada para pengguna data, saran dan kritik yang bersifat konstruktif demi penyempurnaan publikasi ini, sangat diharapkan. Dengan demikian usaha BPS untuk meningkatkan pelayanan dan pemasyarakatan statistik (khususnya data Statistik Ekspor) dapat dilaksanakan secara baik dan berkesinambungan.

Jakarta, September 2008
BADAN PUSAT STATISTIK
KEPALA,

DR. Rusman Heriawan

NIP. 340003999

ISI / CONTENT

Halaman / Page

Kata Pengantar / <i>Preface</i>	iii
Isi / <i>Content</i>	iv
Ringkasan / <i>Highlight</i>	v - xiv

Jilid / Volume

Tabel 1. Ringkasan Perkembangan Ekspor Indonesia	1
Tabel 2. Perkembangan Ekspor Komoditi Pertanian	1
Tabel 3. Perkembangan Ekspor Komoditi Industri	2
Tabel 4. Perkembangan Ekspor Komoditi Pertambangan	4
Tabel 5. Perkembangan Ekspor Indonesia Menurut Komoditi dan Negara Tujuan	5

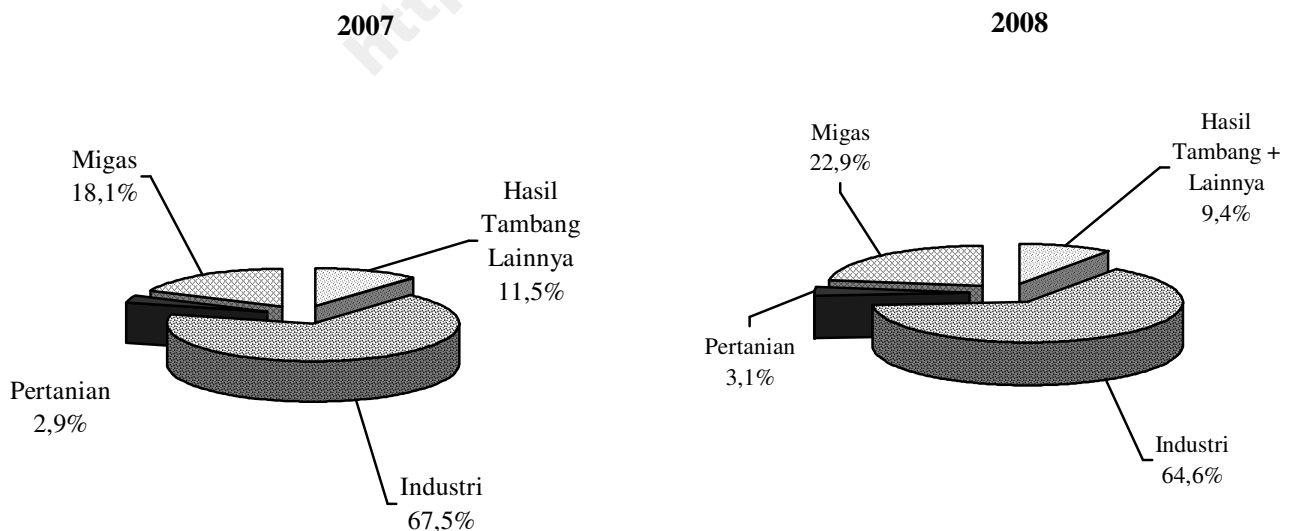
RINGKASAN

Ekspor Indonesia pada periode Januari - Juli 2008 mencapai nilai US\$ 82 924,2 juta dengan volume 215 911,8 ribu ton, yang terdiri dari US\$ 18 976,4 juta hasil ekspor minyak dan gas bumi dan US\$ 63 947,9 juta hasil ekspor komoditi non migas.

Dibandingkan periode yang sama tahun 2007, nilai ekspor naik US\$ 19 024,5 juta, karena adanya kenaikan ekspor non migas senilai US\$ 11 594,3 juta, dan dari kelompok migas juga mengalami kenaikan sebesar US\$ 7 430,3 juta atau naik 64,35

persen dibanding periode yang sama tahun sebelumnya. Dengan demikian, diperlihatkan bahwa penerimaan dari sektor migas masih bisa diharapkan, karena perkembangan harga di pasaran internasional menunjukkan perkembangan yang fluktuatif. Bulan Juli 2008 harga minyak mentah Indonesia US\$ 134,96 per barelnya, naik sebesar US\$ 67,11 per barel dibandingkan bulan Juli 2007.

Grafik 1 : PERBANDINGAN NILAI EKSPOR INDONESIA PADA JANUARI-JULI 2007 & 2008

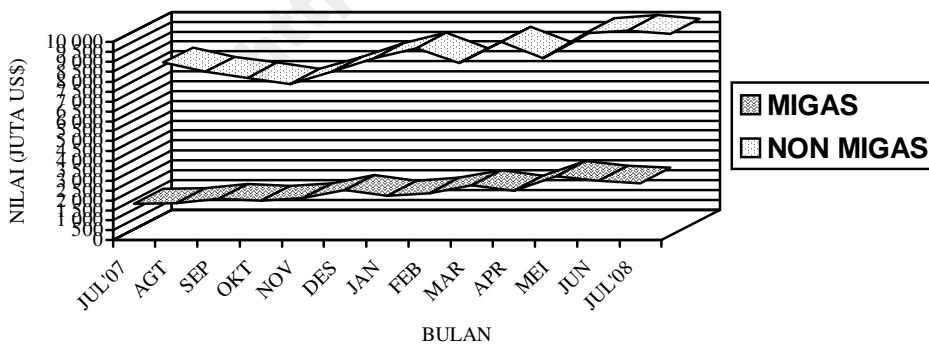


Pada Grafik 1 ditampilkan perbandingan nilai ekspor selama Periode Januari - Juli 2007 dan 2008. Sedangkan trend perkembangannya dari bulan Juli 2007 sampai dengan Juli 2008 disajikan pada Grafik 2, 3, dan 4. Nilai ekspor kelompok migas pada Januari - Juli 2007 senilai US\$ 11 546,1 juta yang terdiri dari minyak mentah, hasil minyak dan gas masing-masing senilai US\$ 4 728,7 juta, US\$ 1 597,5 juta, dan US\$ 5 219,9 juta. Sedangkan pada Januari - Juli 2008 nilai

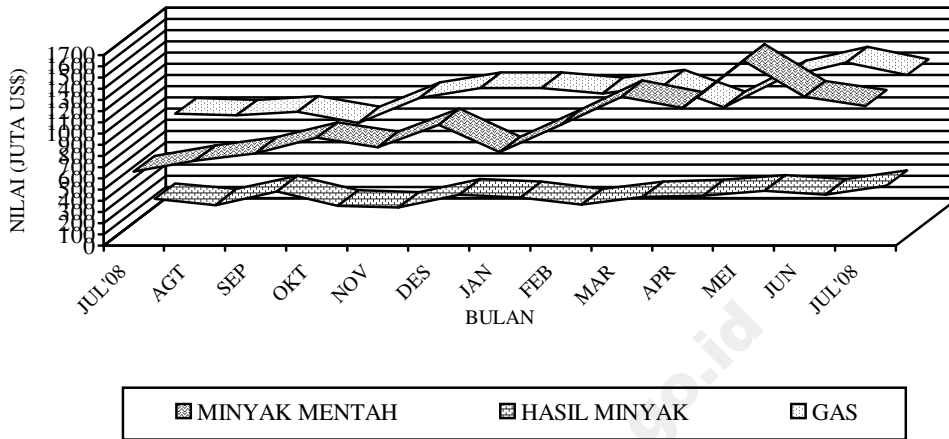
untuk kelompok migas masing-masing sebesar US\$ 8 696,4 juta, US\$ 2 158,3 juta dan US\$ 8 121,6 juta.

Nilai ekspor untuk kelompok non migas yang terdiri dari hasil pertanian, industri serta hasil tambang dan lainnya pada bulan Januari - Juli 2007 masing-masing US\$ 1 947,2 juta, US\$ 43 000,8 juta, dan US\$ 7 405,6 juta. Sementara itu pada periode Januari - Juli 2008 masing-masing mencapai US\$ 2 649,4 juta, US\$ 53 183,4 juta, dan US\$ 8 115,0 juta.

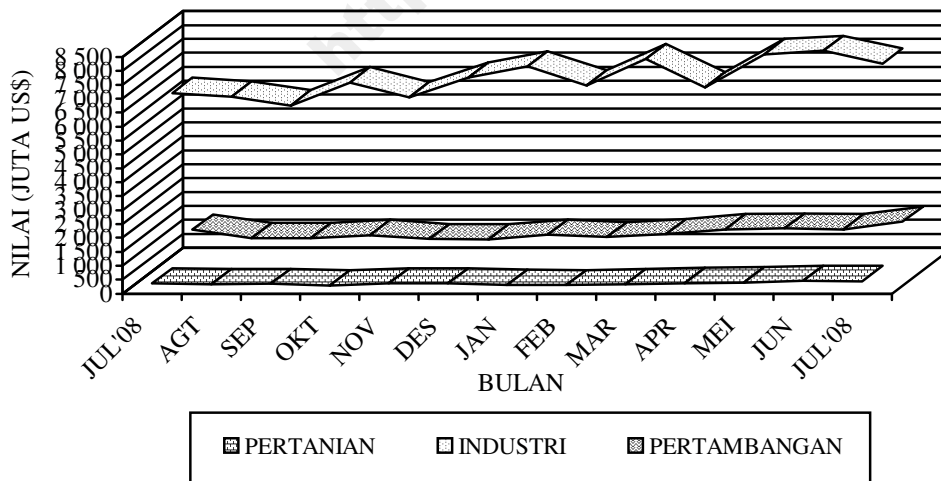
Grafik 2 : PERKEMBANGAN NILAI EKSPOR MIGAS DAN NON MIGAS SELAMA JULI 2007 SAMPAI DENGAN JULI 2008



**Grafik 3 : PERKEMBANGAN NILAI EKSPOR KOMODITI MIGAS
SELAMA JULI 2007 SAMPAI DENGAN JULI 2008**



**Grafik 4 : PERKEMBANGAN NILAI EKSPOR KOMODITI NON MIGAS
SELAMA JULI 2007 SAMPAI DENGAN JULI 2008**



**Tabel A. RINGKASAN EKSPOR NON MIGAS INDONESIA
(JUTA US\$)**

Tahun dan Bulan	Hasil sektor pertanian	Hasil sektor industri	Hasil sektor tambang	Total
[1]	[2]	[3]	[4]	[6]
2006				
Juni	316,1	5 512,1	843,0	6 671,2
Juli	344,1	5 679,8	757,9	6 781,8
Agustus	338,3	5 773,3	947,2	7 058,8
September	290,6	5 881,5	1 070,8	7 242,8
Oktober	263,0	5 699,5	1 157,1	7 119,6
November	280,9	5 589,6	1 297,2	7 167,7
Desember	288,4	6 069,5	1 366,1	7 715,0
2007				
Januari	235,8	5 370,6	1 194,9	6 801,3
Pebruari	247,7	5 631,7	846,7	6 726,1
Maret	256,7	6 138,0	1 095,5	7 490,2
April	246,9	6 075,8	1 053,8	7 376,5
Mei	282,9	6 602,4	1 130,5	8 015,8
Juni	309,1	6 526,6	894,6	7 730,4
Juli	368,1	6 655,7	1 189,6	8 213,3
Agustus	336,4	6 516,0	887,9	7 740,3
September	344,9	6 202,8	889,8	7 437,5
Oktober	285,3	7 030,7	1 003,0	8 318,9
November	371,5	6 504,8	860,7	7 737,0
Desember	372,5	7 205,7	846,7	8 425,0
2008				
Januari	318,8	7 609,5	1 019,5	8 947,7
Pebruari	306,5	6 930,2	927,6	8 164,5
Maret	334,0	7 870,6	1 037,1	9 241,7
April	376,5	6 861,3	1 202,8	8 440,5
Mei	404,2	8 041,7	1 238,9	9 684,7
Juni	459,2	8 162,3	1 201,9	9 823,5
Juli	450,2	7 707,8	1 487,2	9 645,3

Dipandang dari negara tujuan ekspor (Tabel B), pada bulan Juli 2008 kelompok migas yang ditujukan ke kawasan Asia Timur dan Asia Selatan & Tenggara, sebesar masing-masing US\$ 2 208,7 juta dan US\$ 282,4 juta memperlihatkan peningkatan dibanding tahun 2007. Negara yang memperlihatkan peningkatan ekspor kelompok migas adalah Jepang dengan persentase peningkatan sebesar 43,11 persen, Muangthai dengan persentase peningkatan sebesar 153,19

persen, Singapura dengan persentase peningkatan sebesar 134,17 persen dan Philipina dengan persentase peningkatan sebesar 104,34 persen, sedangkan China juga memperlihatkan peningkatan dibanding tahun 2007, dengan persentase peningkatan sebesar 106,52 persen. Dari Tabel B juga terlihat bahwa ekspor komoditi migas pada bulan Juli 2008 menunjukkan peningkatan menjadi US\$ 2 882,5 juta.

Tabel B : Perkembangan Ekspor Migas & Non Migas Indonesia Menurut Negara Tujuan, Juli 2007 & Juli 2008 (Juta US\$)

Kawasan Negara Ekspor	Migas			Non Migas		
	Juli 2007	Juli 2008	Perubahan (%)	Juli 2007	Juli 2008	Perubahan (%)
• Asia Timur	1 507,3	2 208,7	46,53	2 528,6	2 854,5	12,89
- Jepang	932,3	1 334,2	43,11	1 129,3	1 453,0	28,66
- China	256,6	530,0	106,52	617,5	547,0	-11,41
• Asia Selatan & Tenggara	150,9	282,4	87,17	2 250,2	2 986,2	32,71
- Muangthai	2,5	6,4	153,19	231,9	340,2	46,72
- Singapura	112,5	263,5	134,17	885,8	1 112,9	25,65
- Philipina	0,1	0,2	104,34	128,9	187,4	45,42
- Malaysia	35,1	8,0	-77,31	432,9	489,1	12,99
• Asia Barat	0,0	0,2	-	430,4	479,2	11,34
• Afrika	0,0	0,3	-	213,6	244,4	14,42
• Australia & Oseania	134,1	257,1	91,67	179,8	307,1	70,84
• Amerika Utara	34,1	126,3	270,30	1 075,2	1 179,1	9,66
- Amerika Serikat	34,1	126,3	270,30	1 029,7	1 119,9	8,77
• Amerika Tengah & Selatan	0,0	0,0	-	177,6	232,1	30,72
• Eropa Barat	0,0	7,6	93 951,67	1 221,3	1 243,0	1,78
• Eropa Timur	0,0	0,1	117,11	136,8	119,7	-12,45
Total Ekspor	1 826,4	2 882,5	57,82	8 213,3	9 645,3	17,44

Pada kelompok non migas nilai ekspor mengalami peningkatan hingga mencapai US\$ 9 645,3 juta, kecuali Cina yang mengalami penurunan nilai ekspor sebesar 11,41 persen dan Eropa Timur turun sebesar 12,45 persen.

Pada tabel 1 disajikan ekspor menurut sektor. Disini terlihat bahwa perolehan devisa terbesar pada periode Januari - Juli 2008 berasal dari sektor industri dengan nilai US\$ 53 183,4 juta atau sekitar 75,55 persen dari total ekspor, sedangkan pada periode Januari - Juli 2007 juga berasal dari sektor industri dengan nilai US\$ 43 000,8 juta atau sekitar 67,29 persen dari total ekspor. Dibandingkan periode yang sama tahun sebelumnya, sektor industri mengalami peningkatan 23,68 persen.

Pada tabel 2 disajikan perkembangan ekspor komoditi hasil pertanian, selama periode Januari - Juli 2008, komoditi andalan sektor pertanian antara lain udang segar/beku dengan nilai US\$ 609,2 juta (22,99 persen); kopi dengan nilai US\$ 542,5 juta (20,48 persen); biji coklat dengan nilai US\$ 485,1 juta (18,31 persen); ikan dan lain-lain dengan nilai US\$ 387,3 juta (14,62 persen); rempah-rempah dengan nilai US\$ 197,7 juta (7,46 persen); buah-buahan dengan nilai US\$ 74,1 juta (2,80 persen); teh dengan nilai US\$ 73,3 juta (2,77 persen);

bahan nabati lainnya dengan nilai US\$ 46,4 juta (1,75 persen); tembakau dengan nilai US\$ 40,6 juta (1,53 persen).

Pada tabel 3 disajikan perkembangan ekspor komoditi hasil industri, selama periode Januari - Juli 2008, komoditi andalan sektor industri antara lain minyak nabati dengan nilai US\$ 9 238,2 juta (17,37 persen); tekstil dengan nilai US\$ 6 094,9 juta (11,46 persen); barang dari logam tidak mulia dengan nilai US\$ 6 461,3 juta (12,15 persen); alat listrik, ukur, fotografi, dll dengan nilai US\$ 4 775,0 juta (7,74 persen); karet alam olahan dengan nilai US\$ 4 630,1 juta (8,98 persen); kertas dan barang dari kertas dengan nilai US\$ 2 280,3 juta (4,29 persen); bahan kimia dengan nilai US\$ 1 796,3 juta (3,38 persen); kayu olahan dengan nilai US\$ 1 723,3 juta (3,24 persen); makanan olahan dengan nilai US\$ 1 697,9 juta (3,19 persen); meubel dan bagian-bagiannya dengan nilai US\$ 1 195,0 juta (2,25 persen).

Pada tabel 4 disajikan perkembangan ekspor komoditi hasil pertambangan, selama periode Januari - Juli 2008, komoditi andalan sektor pertambangan antara lain batu bara dengan nilai US\$ 5 454,2 juta (67,26 persen) dan biji tembaga dengan nilai US\$ 1 908,1 juta (23,53 persen). Ekspor batu bara mengalami peningkatan 48,78

persen dibanding periode yang sama tahun sebelumnya, sedangkan biji tembaga mengalami penurunan 38,65 persen dibanding periode yang sama tahun sebelumnya.

Perkembangan ekspor Indonesia menurut komoditi dan negara tujuan yang disajikan pada Tabel 5, memperlihatkan bahwa ekspor selama ini lebih banyak bertumpu pada 15 komoditi utama, (ringkasan disajikan pada Tabel C yang diurut menurut nilai ekspor). Lima belas komoditi tersebut pada periode Januari - Juli 2008 menyumbang sekitar 97,81 persen dari ekspor non migas.

Minyak nabati mempunyai nilai US\$ 9 238,2 juta, naik US\$ 4 629,1 juta dari tahun lalu, komoditi ini menyumbang sekitar 14,45 persen ekspor non migas nasional pada periode Januari - Juli 2008.

Nilai ekspor minyak kelapa sawit selama periode Januari - Juli 2008 naik US\$ 3 913,1 juta menjadi US\$ 7 618,4 juta.

Pada periode Januari - Juli 2008 nilai ekspor barang dari logam tidak mulia sebesar US\$ 6 461,3 juta, yang naik dibanding tahun lalu sebesar US\$ 628,3 juta atau naik sekitar 10,77 persen.

Komoditi tekstil diekspor dengan nilai US\$ 6 094,9 juta atau 9,53 persen, batu bara diekspor dengan nilai US\$ 5 454,2 juta atau

sekitar 8,53 persen dari perolehan devisa non migas.

Selama periode Januari - Juli 2008, alat listrik, ukur dan fotografi nilai ekspornya mencapai US\$ 4 775,0 juta, sedangkan tahun sebelumnya senilai US\$ 4 432,0 juta, atau terjadi peningkatan sekitar US\$ 343,0 juta (7,74 persen). Karet alam olahan nilai ekspornya naik US\$ 1 147,7 juta (32,95 persen) menjadi US\$ 4 630,1 juta.

Perolehan devisa dari pakaian jadi pada periode Januari - Juli 2008 diekspor dengan nilai US\$ 3 561,8 juta atau sekitar 5,57 persen dari kelompok non migas. Crumb rubber pada periode Januari - Juli 2008 diekspor dengan nilai US\$ 3 414,8 juta, sedangkan tahun sebelumnya US\$ 2 340,7 juta.

Kertas dan barang dari kertas lainnya nilai ekspornya naik US\$ 387,9 juta menjadi US\$ 2 280,3 juta. Sedangkan nilai ekspor biji tembaga dalam periode Januari - Juli 2008 turun 38,65 persen menjadi US\$ 1 908,1 juta. Besi/baja nilai ekspornya naik US\$ 574,9 juta menjadi US\$ 1 894,3 juta. Bahan kimia nilai ekspornya turun US\$ 360,0 juta menjadi US\$ 1 796,3 juta. Kayu olahan nilai ekspornya turun US\$ 135,4 juta menjadi US\$ 1 723,3 juta. Makanan olahan nilai ekspornya naik US\$ 457,7 juta menjadi US\$ 1 697,9 juta.

**Tabel C : Ekspor Utama Barang Bukan Migas
Periode Januari - Juli, 2007 dan 2008**

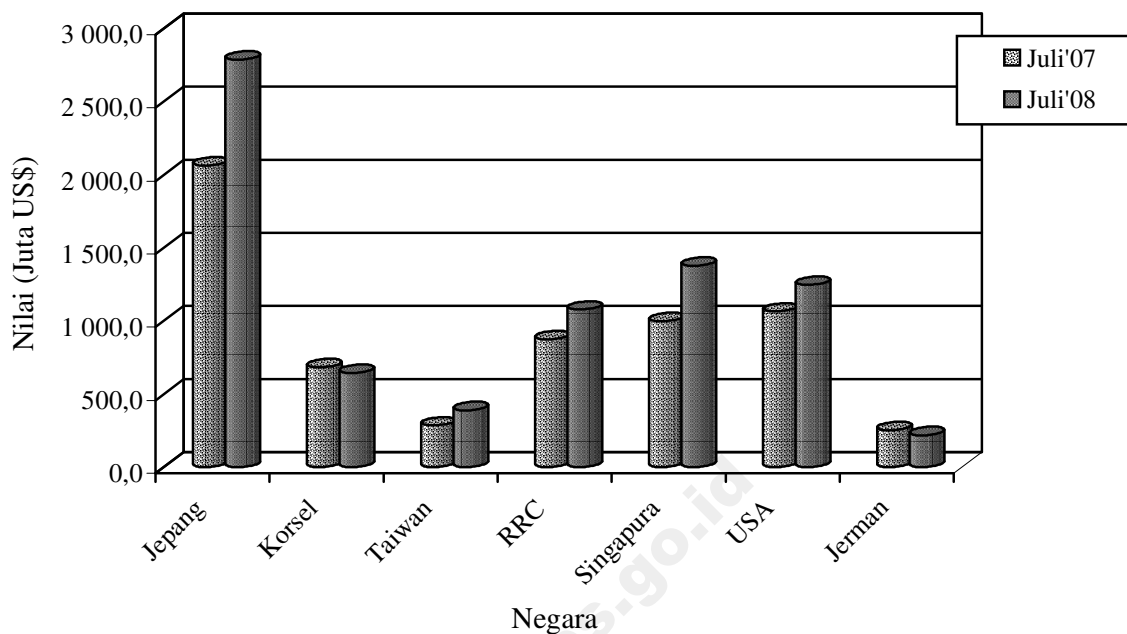
HS	Nilai FOB (Juta US\$)		Perubahan		% Peran 2008 (Terhadap Non Migas)
	2007	2008	Absolut	Persen	
Minyak nabati	4 609,0	9 238,2	100,44	4 629,1	14,45
Minyak kelapa sawit	3 705,3	7 618,4	105,61	3 913,1	11,91
Barang dari logam tidak mulia	5 833,0	6 461,3	10,77	628,3	10,10
Tekstil	5 759,5	6 094,9	5,82	335,4	9,53
Batu bara	3 666,0	5 454,2	48,78	1 788,3	8,53
Alat listrik ukur fotografi dll	4 432,0	4 775,0	7,74	343,0	7,47
Karet alam olahan	3 482,5	4 630,1	32,95	1 147,7	7,24
Pakaian jadi	3 368,8	3 561,8	5,73	193,0	5,57
Crumb rubber	2 340,7	3 414,8	45,89	1 074,1	5,34
Kertas dan barang dari kertas	1 892,3	2 280,3	20,50	387,9	3,57
Biji tembaga	3 110,2	1 908,1	-38,65	-1 202,0	2,98
Besi/baja	1 319,5	1 894,3	43,57	574,9	2,96
Bahan kimia	2 156,3	1 796,3	-16,69	-360,0	2,81
Kayu olahan	1 858,7	1 723,3	-7,28	-135,4	2,69
Makanan olahan	1 240,2	1 697,9	36,91	457,7	2,66
Total Komoditi Utama	48 773,8	62 548,9	28,24	13 775,1	97,81

Nilai ekspor periode Januari - Juli 2008, menurut negara kelompok ekonomi, ke kelompok negara APEC adalah yang terbesar yaitu mencapai 73,49 persen dari total ekspor yaitu US\$ 60 937,0 juta, diantaranya US\$ 16 668,2 juta ke ASEAN dan US\$ 8 315,8 juta ke NAFTA. Sementara nilai ekspor ke Uni Eropa sebesar 10,82 persen (US\$ 8 968,6 juta) dan ke Timur Tengah sebesar 4,03 persen (US\$ 3 338,3 juta). Ditinjau dari perkembangannya, nilai ekspor ke negara-negara APEC naik 28,84 persen dibanding keadaan tahun 2007 yang terdiri dari peningkatan ekspor menuju Jepang sebesar 21,85 persen, menuju ASEAN sebesar 37,85 persen, menuju NAFTA sebesar 16,44 persen dan ke Korea Selatan naik sebesar 45,82 persen

Nilai ekspor periode Januari - Juli 2008, menuju tujuh negara tujuan utama yaitu Jepang, Korea Selatan, Taiwan, RR China, Singapura, Amerika dan Jerman mencapai sebesar US\$ 49 004,3 juta atau sekitar 59,10 persen dari total ekspor. Dibandingkan periode tahun sebelumnya nilai ini naik US\$ 10 289,8 juta atau sekitar 26,58 persen.

Selain tujuh negara tujuan utama di atas, negara tujuan yang membeli produk nasional di atas US\$ 100 juta pada bulan Juli 2008 antara lain Hongkong, Malaysia dan Australia masing-masing dengan nilai US\$ 166,8 juta, US\$ 497,1 juta dan US\$ 527,0 juta. Sedangkan dari kawasan Eropa antara lain ke Belanda dan Inggris masing-masing dengan nilai US\$ 268,3 juta dan US\$ 143,0 juta.

Grafik 5: EKSPOR INDONESIA MENURUT NEGARA TUJUAN UTAMA BULAN JUNI 2007 & 2008



Perbandingan nilai ekspor bulan Juli 2007 dan 2008 ke beberapa negara tertentu disajikan pada Grafik 5.

TABEL 1. RINGKASAN PERKEMBANGAN EKSPOR INDONESIA

JENIS BARANG	BERAT BERSIH (RIBU TON)		PERUB	NILAI FOB (JUTA US \$)		PERUB
	JAN-JUL 2007	JAN-JUL 2008	%	JAN-JUL 2007	JAN-JUL 2008	%
(1)	(2)	(3)	(4)	(5)	(6)	(7)
Total Ekspor	193.958,4	215.911,8	11,32	63.899,7	82.924,2	29,77
MIGAS	26.475,5	26.858,7	1,45	11.546,1	18.976,4	64,35
MINYAK MENTAH	10.421,1	10.857,3	4,18	4.728,7	8.696,4	83,91
HASIL MINYAK	3.771,3	3.932,1	4,26	1.597,5	2.158,3	35,11
GAS ALAM	12.283,1	12.069,3	-1,74	5.219,9	8.121,6	55,59
NON MIGAS	167.482,9	189.053,1	12,88	52.353,6	63.947,9	22,15
HASIL PERTANIAN	1.291,7	1.451,3	12,36	1.947,2	2.649,4	36,06
HASIL INDUSTRI	36.525,6	37.551,7	2,81	43.000,8	53.183,4	23,68
HASIL TAMBANG	129.663,8	150.048,6	15,72	7.400,5	8.109,0	9,57
LAINNYA	1,9	1,6	-14,42	5,1	6,0	18,62

TABEL 2. PERKEMBANGAN EKSPOR KOMODITI HASIL PERTANIAN

JENIS BARANG	BERAT BERSIH (TON)		PERUB	NILAI FOB (RIBU US \$)		PERUB
	JAN-JUL 2007	JAN-JUL 2008	%	JAN-JUL 2007	JAN-JUL 2008	%
(1)	(2)	(3)	(4)	(5)	(6)	(7)
TOTAL PERTANIAN	1.291.662	1.451.261	12,36	1.947.219	2.649.392	36,06
KARET ALAM	5.491	6.906	25,77	7.785	11.826	51,92
KOPI	136.403	250.274	83,48	278.312	542.517	94,93
KAYU BULAT	42	2	-96,37	38	8	-79,42
UDANG SEGAR/BEKU	79.526	88.097	10,78	545.912	609.169	11,59
TEH	27.043	51.098	88,95	36.484	73.344	101,03
REMPAH-REMPAH	50.402	77.030	212,70	115.106	197.689	71,74
-LADA HITAM	8.380	26.205	212,70	21.676	78.289	261,18
-LADA PUTIH	8.227	11.784	43,23	34.649	55.377	59,82
-KAYU MANIS DAN BUNGANYA	15.272	17.716	16,00	11.473	15.504	35,13
-BIJI PALA & BUNGANYA DAN KAPULAGA	11.159	10.230	-8,33	34.073	34.460	1,14
-PANILI	109	90	-17,75	1.393	1.135	-18,49
-LAINNYA	7.255	11.006	51,71	11.842	12.923	9,13
TEMBAKAU	14.722	15.419	4,73	32.896	40.630	23,51
BIJI COKLAT	223.568	225.102	0,69	339.460	485.125	42,91
IKAN DAN LAIN-LAIN	212.757	199.154	33,18	321.500	387.340	20,48
-IKAN TONGKOL/TUNA	31.503	41.955	33,18	76.891	89.064	15,83
-UBUR-UBUR	3.040	5.198	70,99	6.038	9.668	60,11
-KEPITING KERANG-KERANGAN	36.327	31.735	-12,64	92.985	111.085	19,46
-BEKICOT	2.195	2.059	-6,18	3.033	5.848	92,82
-IKAN LAINNYA	139.692	118.207	-15,38	142.554	171.676	20,43
BIJI-BIJIAN	66.346	52.241	33,76	24.236	13.899	-42,65
-BIJI BUNGA	36	49	33,76	1.257	1.575	25,29
-BIJI KAPAS	18.729	645	-96,56	5.140	167	-96,75
-BIJI LAINNYA	47.580	51.548	8,34	17.839	12.157	-31,85
BULU BEBEK	201	45	-77,50	193	57	-70,57
DAMAR DAN GETAH DAMAR	28.807	20.941	-27,30	20.978	16.499	-21,35
KOPAL DAN LAIN-LAIN	17.931	17.447	-2,70	12.928	15.075	16,61
SAYUR-SAYURAN	37.517	51.209	36,50	15.521	22.355	44,03
BUAH-BUAHAN	111.344	127.844	14,82	61.200	74.140	21,14
KULIT KERANG DAN LAIN-LAIN	4.541	4.411	-2,85	1.638	1.593	-2,77
TANAMAN OBAT	6.821	4.652	-31,80	5.718	5.217	-8,76

TABEL 2. PERKEMBANGAN EKSOR KOMODITI HASIL PERTANIAN

JENIS BARANG	BERAT BERSIH (TON)		PERUB	NILAI FOB (RIBU US \$)		PERUB
	JAN-JUL 2007	JAN-JUL 2008	%	JAN-JUL 2007	JAN-JUL 2008	%
(1)	(2)	(3)	(4)	(5)	(6)	(7)
BAHAN NABATI LAINNYA	51.824	68.662	3,65	29.720	46.427	56,21
-GANGGANG LAUT	49.493	51.300	3,65	27.875	44.947	61,24
-LAINNYA	2.331	17.362	644,80	1.845	1.480	-19,80
HASIL PERTANIAN LAINNYA	216.375	190.725	11,04	97.593	106.481	9,11
-MUTIARA	1	1	11,04	6.479	8.159	25,93
-LAINNYA	216.374	190.724	-11,85	91.114	98.322	7,91

TABEL 3. PERKEMBANGAN EKSPOR KOMODITI HASIL INDUSTRI

JENIS BARANG	BERAT BERSIH (TON)		PERUB	NILAI FOB (RIBU US \$)		PERUB
	JAN-JUL 2007	JAN-JUL 2008	%	JAN-JUL 2007	JAN-JUL 2008	%
(1)	(2)	(3)	(4)	(5)	(6)	(7)
TOTAL INDUSTRI	36.525.563	37.551.671	2,81	43.000.787	53.183.448	23,68
KAYU OLAHAN	2.162.107	1.764.865	-18,37	1.858.690	1.723.303	-7,28
-KAYU LAPIS	1.017.115	1.045.082	2,75	904.397	924.115	2,18
-KAYU GERGAIAN	124.427	32.661	-73,75	118.524	35.300	-70,22
-KAYU OLAHAN LAIN	1.020.564	687.122	-32,67	835.769	763.888	-8,60
BARANG DARI LOGAM TIDAK MULIA	2.048.025	2.010.641	-1,83	5.833.048	6.461.303	10,77
-TIMAH	47.656	81.105	70,19	603.411	1.451.772	140,59
-ALUMINIUM	176.369	155.184	-12,01	532.776	493.977	-7,28
-NIKEL	76.011	66.497	-12,52	1.675.165	1.045.210	-37,61
-BESI/BAJA	1.239.244	1.355.724	9,40	1.319.454	1.894.337	43,57
-TEMBAGA	196.023	167.758	-14,42	1.574.941	1.420.040	-9,84
-SENG	3.380	2.147	-36,48	6.681	5.266	-21,17
-LOGAM TIDAK MULIA LAIN	309.341	182.226	-41,09	120.619	150.700	24,94
TEKSTIL	1.094.541	1.073.295	-1,94	5.759.486	6.094.932	5,82
-PAKAIAN JADI	232.813	243.541	4,61	3.368.776	3.561.753	5,73
-KAIN TENUN	162.020	162.663	0,40	799.627	873.482	9,24
-TEKSTIL LAINNYA	699.707	667.090	-4,66	1.591.084	1.659.698	4,31
KARET ALAM OLAHAN	1.662.960	1.699.176	2,18	3.482.490	4.630.140	32,95
-BARANG DARI KARET	275.146	268.822	-2,30	767.381	871.788	13,61
-SHEET	175.432	113.666	-35,21	347.523	300.077	-13,65
-CRUMB RUBBER	1.198.794	1.299.911	8,43	2.340.703	3.414.834	45,89
-CREPE	13.589	16.777	23,46	26.884	43.441	61,59
MAKANAN TERNAK	1.509.983	1.865.080	23,52	154.789	272.520	76,06
-BUNGKIL KELAPA	173.277	183.542	5,92	19.176	25.053	30,65
-DEDAK/BEKATUL	220.997	221.847	0,38	31.148	36.635	17,62
-LAINNYA	1.115.709	1.459.691	30,83	104.465	210.832	101,82
MINYAK ATSIRI DAN LAINNYA	34.802	40.294	15,78	152.190	225.591	48,23
-MINYAK ATSIRI LAINNYA	2.654	2.446	-7,84	45.490	90.831	99,67
-WANGI-WANGIAN DARI MINYAK ATSIRI	32147	37847	17,73	106.700	134.761	26,30
ROTAN OLAHAN	17.771	16.158	-9,08	16.858	15.541	-7,81
MINYAK NABATI	7.885.437	9.062.865	14,93	4.609.013	9.238.160	100,44
-MINYAK KELAPA SAWIT	6.494.949	7.659.776	17,93	3.705.343	7.618.432	105,61
-MINYAK BIJI KELAPA SAWIT	757.708	727.843	-3,94	483.778	855.170	76,77
-MINYAK NABATI LAIN	632.780	675.246	6,71	419.892	764.559	82,08
ASAM BERLEMAK	383.522	516.754	34,74	229.817	458.142	99,35

TABEL 3. PERKEMBANGAN EKSPOR KOMODITI HASIL INDUSTRI

JENIS BARANG	BERAT BERSIH (TON)		PERUB	NILAI FOB (RIBU US \$)		PERUB
	JAN-JUL 2007	JAN-JUL 2008	%	JAN-JUL 2007	JAN-JUL 2008	%
	(1)	(2)	(3)	(4)	(5)	(6)
-STEARIN	75.719	80.068	5,74	55.898	87.651	56,80
-ASAM BERLEMAK LAIN	307.803	436.686	41,87	173.918	370.490	113,03
ALAT LISTRIK UKUR FOGRAFI DLL	387.082	390.375	0,85	4.431.962	4.774.965	7,74
-ALAT LISTRIK	317.961	327.115	2,88	2.720.951	2.984.099	9,67
-DIODE TRANSISTOR	557	501	-10,05	70.710	88.725	25,48
-AUDIO VISUAL	62.054	55.347	-10,81	1.458.181	1.479.029	1,43
-FOTOGRAFI DAN OPTIK	2.765	1.978	-28,46	121.863	123.984	1,74
-ALAT UKUR	540	459	-15,00	9.180	8.244	-10,19
-LONCENG ARLOJI DAN BAGIANNYA	3.206	4.974	55,15	51.077	90.884	77,93
MAKANAN OLAHAN	864.299	1.289.617	49,21	1.240.170	1.697.872	36,91
-COKLAT OLAHAN	71.627	83.557	16,66	162.403	243.716	50,07
-GULA TETES	154.847	438.617	183,26	10.620	29.943	181,95
-KERUPUK UDANG	3.960	4.940	24,75	6.523	7.993	22,54
-BUAH/SAYURAN OLAHAN	230.245	301.595	30,99	141.946	232.108	63,52
-MINUMAN OLAHAN	42.386	66.009	55,73	23.430	44.108	88,25
-ROKOK DAN TEMBAKAU OLAHAN	43.441	51.309	18,11	216.777	253.968	17,16
-DAGING TERNAK	2.692	2.736	1,63	10.439	11.587	10,99
-DAGING UNGGAS	58	80	37,93	38	86	123,92
-IKAN OLAHAN	105.727	114.433	8,23	344.996	452.962	31,29
-BERAS GILING	144	288	100,00	80	233	189,97
-KOPI OLAHAN	99	58	-41,41	224	178	-20,45
-TEH OLAHAN	20.580	8.336	-59,49	37.387	20.586	-44,94
-GULA PASIR	173	385	122,54	218	352	61,73
-GULA LAINNYA	4.396	6.742	53,37	2.895	4.466	54,24
-MAKANAN OLAHAN LAINNYA	183.924	210.530	14,47	282.193	395.587	40,18
SEMEN	3.729.753	2.842.949	-23,78	112.397	100.111	-10,93
BARANG ANYAMAN	21.259	13.419	-36,88	43.309	36.458	-15,82
-DARI ROTAN	7.932	4.183	-47,26	18.925	11.177	-40,94
-DARI BAHAN LAINNYA	13.326	9.235	-30,70	24.383	25.281	3,68
MEUBEL DAN BAGIAN-BAGIANNYA	534.757	506.111	-5,36	1.178.569	1.195.032	1,40
-DARI ROTAN	76.301	86.306	13,11	197.803	193.549	-2,15
-DARI BAHAN LAINNYA	458.456	419.804	-8,43	980.766	1.001.483	2,11
BAHAN KIMIA	3.936.820	5.262.991	33,69	2.156.275	1.796.303	-16,69
-AN ORGANIK	1.044.719	3.632.866	247,74	288.031	470.742	63,43
-ORGANIK	2.120.687	1.497.817	-29,37	1.538.513	1.208.180	-21,47
-LAINNYA	771.413	132.308	-82,85	329.732	117.381	-64,40
PUPUK	319.507	137.826	-56,86	92.518	67.329	-27,23
PRODUK PHARMASI	6.174	6.926	12,18	92.849	109.208	17,62
KULIT DAN BARANG DARI KULIT	7.148	7.017	-1,83	131.007	141.808	8,24
KACA DAN BARANG DARI KACA	448.626	464.547	3,55	248.741	260.166	4,59
KERTAS DAN BARANG DARI KERTAS	2.373.071	2.444.438	3,01	1.892.323	2.280.256	20,50
INDUSTRI LAINNYA	7.097.920	6.136.328	-13,55	9.284.288	11.604.309	24,99
-GLISEROL DAN LARUTAN ALKALI	11.689	37.102	217,41	2.877	17.797	518,67
-MARGARIN DAN LEMAK LAINNYA	193.532	282.233	45,83	127.144	313.665	146,70
-SABUN MANDI DAN CUCI	284.603	311.413	9,42	229.413	331.714	44,59
-BAHAN CELUP ORGANIK SINTETIK	21.802	19.916	-8,65	77.247	89.778	16,22
-PREPARAT PEMBASMI KUMAN DLL	97.554	35.004	-64,12	71.894	86.169	19,86
-DAMAR TIRUAN BAHAN PLASTIK	685.403	729.634	6,45	1.053.962	1.272.429	20,73
-BAHAN KERTAS	1.389.464	1.348.012	-2,98	567.472	762.307	34,33
-ALAS KAKI (KULIT KARET DAN KANVAS)	69.362	77.018	11,04	981.944	1.105.888	12,62
-PRODUK KERAMIK	290.444	294.169	1,28	166.124	184.283	10,93
-EMAS BATANGAN	20	18	-10,00	403.706	545.347	35,09

TABEL 3. PERKEMBANGAN EKSPOR KOMODITI HASIL INDUSTRI

JENIS BARANG	BERAT BERSIH (TON)		PERUB	NILAI FOB (RIBU US \$)		PERUB
	JAN-JUL 2007	JAN-JUL 2008	%	JAN-JUL 2007	JAN-JUL 2008	%
(1)	(2)	(3)	(4)	(5)	(6)	(7)
-PESAWAT UDARA DAN BAGIANNYA	1.414	1.952	38,05	89.951	51.273	-43,00
-KAPAL LAUT DAN SEJENISNYA	552.941	243.787	-55,91	423.464	460.394	8,72
-PERLENGKAPAN OLAHRAGA DAN MAINAN	16.869	17.542	3,99	131.849	159.544	21,01
-PENA DAN PENSIL	7.202	6.273	-12,90	46.264	44.294	-4,26
-BATU SEMI PERMATA	58	23	-60,34	797	217	-72,81
-KOPER TAS DOMPET PLASTIK/TEKSTIL	4.954	4.087	-17,50	27.145	29.646	9,21
-BARANG DARI LOGAM MULIA	187	181	-3,21	76.873	95.875	24,72
-PETI KEMAS	23.977	13.786	-42,50	27.343	16.268	-40,50
-KOMPUTER DAN BAGIANNYA	25.345	19.601	-22,66	636.173	433.775	-31,81
-KENDARAAN BERMOTOR RODA 2 DAN 3	2.889	4.861	68,26	16.009	40.914	155,57
-KENDARAAN BERMOTOR RODA 4 DAN LEE	73.347	116.334	58,61	441.277	808.832	83,29
-SUKU CADANG MESIN	66.096	75.667	14,48	528.771	641.608	21,34
-SUKU CADANG KENDARAAN	91.079	114.716	25,95	636.941	788.541	23,80
-UBI KAYU OLAHAN	41.616	44.645	7,28	4.809	8.049	67,38
-INDUSTRI LAINNYA	3.146.073	2.338.354	-25,67	2.514.839	3.315.702	31,85

TABEL 4. PERKEMBANGAN EKSPOR KOMODITI HASIL PERTAMBANGAN

JENIS BARANG	BERAT BERSIH (TON)		PERUB	NILAI FOB (RIBU US \$)		PERUB
	JAN-JUL 2007	JAN-JUL 2008	%	JAN-JUL 2007	JAN-JUL 2008	%
(1)	(2)	(3)	(4)	(5)	(6)	(7)
TOTAL PERTAMBANGAN	129.663.782	150.048.573	15,72	7.400.521	8.109.044	9,57
BIJI TEMBAGA	1.202.193	837.642	-30,32	3.110.151	1.908.107	-38,65
BIJI NIKEL	5.611.329	8.597.814	53,22	408.245	431.644	5,73
BAUKSIT	7.565.013	8.837.576	16,82	69.473	93.436	34,49
BIJI TIMAH/TIN	229	552	141,28	28	1	-97,91
BATU BARA	109.213.873	121.039.326	10,83	3.665.961	5.454.227	48,78
GRANIT	1.469.481	3.395.896	131,09	11.451	30.894	169,79
PASIR ALAM	401.112	14	-100,00	4.679	57	-98,78
HASIL TAMBANG LAIN	4.200.552	7.339.753	74,73	130.533	190.679	46,08

TABEL 5. PERKEMBANGAN EKSPOR INDONESIA MENURUT KOMODITI DAN NEGARA TUJUAN

JENIS BARANG	BERAT BERSIH (KG)		PERUB %	NILAI FOB (US \$)		PERUB %
	JAN-JUL 2007	JAN-JUL 2008		JAN-JUL 2007	JAN-JUL 2008	
(1)	(2)	(3)	(4)	(5)	(6)	(7)
MINYAK MENTAH	10.421.139.010	10.857.256.479	4,18	4.728.664.401	8.696.403.727	83,91
JAPAN	3.479.571.005	3.733.340.000	7,29	1.601.689.775	2.959.426.708	84,77
KOREA, REPUBLIC OF	1.744.157.000	1.712.623.000	-1,81	726.692.955	1.228.663.057	69,08
TAIWAN	318.099.002	129.583.000	-59,26	137.312.818	111.376.601	-18,89
CHINA	1.388.555.000	1.065.644.000	-23,26	620.925.104	864.561.228	39,24
THAILAND	385.353.000	309.324.000	-19,73	174.312.806	277.880.256	59,41
SINGAPORE	600.417.003	1.393.388.001	132,07	293.595.907	1.147.832.670	290,96
MALAYSIA	293.147.000	318.831.000	8,76	119.687.842	235.662.900	96,9
AUSTRALIA	1.780.767.000	1.620.600.478	-8,99	864.012.194	1.402.636.400	62,34
NEW ZEALAND	40.109.000	166.347.000	314,74	19.975.302	146.046.170	631,13
UNITED STATES	390.888.000	360.870.000	-7,68	170.451.658	285.884.640	67,72
CANADA	12.000	0	-100	40	0	-100
FRANCE	64.000	0	-100	8.000	0	-100
ITALY	0	46.706.000	-	0	36.433.097	-
HASIL MINYAK	3.771.289.307	3.932.105.152	4,26	1.597.499.648	2.158.341.179	35,11
JAPAN	1.954.294.797	1.862.624.510	-4,69	778.641.925	1.039.444.128	33,49
HONG KONG	2.045	7.140	249,14	2.530	12.005	374,51
KOREA, REPUBLIC OF	297.336.745	334.080.995	12,36	118.783.263	183.249.517	54,27
TAIWAN	107.023.197	114.926.543	7,38	51.113.286	21.580.985	-57,78
CHINA	313.797.350	258.482.002	-17,63	113.236.656	118.090.849	4,29
PAPUA NEW GUINEA	28.866	0	-100	36.480	0	-100
THAILAND	52.390.441	25.985.338	-50,4	34.883.712	23.193.459	-33,51
SINGAPORE	918.371.938	966.111.427	5,2	456.205.099	601.177.264	31,78
PHILIPPINES	1.023.141	1.080.913	5,65	950.292	1.007.726	6,04
MALAYSIA	99.084.416	118.499.642	19,59	38.841.752	66.194.548	70,42
MYANMAR (FORM. BURMA)	166.098	13.422	-91,92	161.608	17.342	-89,27
VIET NAM	123.177	86.621	-29,68	145.991	125.039	-14,35
MALDIVES	1.539	3.842	149,64	426	4.981	1069,25
INDIA	24.772.920	238.833.897	864,09	2.543.692	91.358.295	3491,56
PAKISTAN	262.606	1.376.943	424,34	297.803	1.814.461	509,28
BANGLADESH	492.417	16.660	-96,62	374.150	20.220	-94,6
SRI LANKA	0	25.000	-	0	300	-
IRAN (ISLAMIC REPUBLIC OF)	0	179.950	-	0	63.000	-
SYRIA ARAB REPUBLIC	16.660	0	-100	17.826	0	-100
UNITED ARAB EMIRATES	0	333.280	-	0	370.355	-
SOUTH AFRICA	3	179.860	5995233,33	10	274.938	2749280
AUSTRALIA	34.806	94.212	170,68	30.760	134.240	336,41
NEW ZEALAND	123.069	166.879	35,6	152.396	223.749	46,82
FIJI	0	45.910	-	0	108.796	-
EAST TIMOR	1.344.321	1.204.420	-10,41	548.652	1.014.120	84,84
UNITED STATES	192.128	26.000	-86,47	47.372	10.000	-78,89
DOMINICAN REPUBLIC	16.660	0	-100	19.909	0	-100
UNITED KINGDOM	2.003	356	-82,23	31	207	567,74
NETHERLANDS	0	5.000.250	-	0	5.875.016	-
GERMANY, FED. REP. OF	8	0	-100	5	0	-100
BELGIUM	0	2.000.000	-	0	2.036.000	-
FINLAND	32.636	296.076	807,21	37.818	391.575	935,42
UKRAINE	33.320	16.660	-50	39.180	18.243	-53,44
RUSSIA FEDERATION	322.000	406.404	26,21	387.024	529.821	36,9
GAS ALAM	12.283.080.213	12.069.321.702	-1,74	5.219.911.808	8.121.605.947	55,59
JAPAN	8.209.625.053	8.094.468.239	-1,4	3.136.528.696	4.729.219.973	50,78
KOREA, REPUBLIC OF	2.172.650.163	2.242.624.518	3,22	1.097.725.586	1.884.838.344	71,7
CHINA	1.872.271.342	1.693.330.851	-9,56	964.560.894	1.466.959.724	52,09
THAILAND	28.533.655	38.859.745	36,19	21.096.632	40.554.983	92,23
SINGAPORE	0	1.249	-	0	219	-
MALAYSIA	0	4.100	-	0	4.471	-
EAST TIMOR	0	33.000	-	0	28.233	-
KARET ALAM	5.491.269	6.906.163	25,77	7.784.645	11.826.481	51,92
JAPAN	158.339	142.002	-10,32	738.689	683.521	-7,47
HONG KONG	374.379	841.880	124,87	558.240	1.319.207	136,32
KOREA, REPUBLIC OF	48.007	360.468	650,87	27.932	876.452	3037,81
CHINA	1.405.080	3.528.988	151,16	1.876.239	5.859.637	212,31
SINGAPORE	508.177	540.054	6,27	261.319	273.681	4,73
MALAYSIA	27	25.000	92492,59	315	33.726	10606,67
TURKEY	294.780	744.990	152,73	380.635	1.289.033	238,65
UNITED ARAB EMIRATES	0	12.347	-	0	42.261	-
SOUTH AFRICA	0	60.480	-	0	191.084	-
NEW ZEALAND	0	9.750	-	0	13.503	-
UNITED STATES	1.862.102	162	-99,99	2.413.640	17.982	-99,25
BRAZIL	180.964	86.070	-52,44	301.904	158.369	-47,54
MARTINIQUE	92	0	-100	157	0	-100
UNITED KINGDOM	40.320	0	-100	60.682	0	-100
NETHERLANDS	144.698	0	-100	386.583	0	-100
FRANCE	23	0	-100	44	0	-100
GERMANY, FED. REP. OF	182.151	448.528	146,24	274.396	869.647	216,93

TABEL 5. PERKEMBANGAN EKSPOR INDONESIA MENURUT KOMODITI DAN NEGARA TUJUAN

JENIS BARANG	BERAT BERSIH (KG)		PERUB	NILAI FOB (US \$)		PERUB
	JAN-JUL 2007	JAN-JUL 2008	%	JAN-JUL 2007	JAN-JUL 2008	%
(1)	(2)	(3)	(4)	(5)	(6)	(7)
DENMARK	0	63	-	0	10.800	-
FINLAND	600	0	-100	594	0	-100
ITALY	291.530	105.380	-63,85	503.276	187.576	-62,73
GREECE	0	1	-	0	2	-
KOPI	136.402.681	250.273.867	83,48	278.311.686	542.517.399	94,93
JAPAN	25.905.826	29.978.781	15,72	50.430.184	71.735.580	42,25
HONG KONG	552.966	610.552	10,41	1.039.508	1.393.352	34,04
KOREA, REPUBLIC OF	296.745	200.978	-32,27	513.648	553.775	7,81
TAIWAN	1.990.497	1.401.244	-29,6	4.779.041	4.021.662	-15,85
CHINA	287.617	965.940	235,84	499.768	1.857.528	271,68
PAPUA NEW GUINEA	0	1.124	-	0	1.541	-
THAILAND	39.600	0	-100	18.796	0	-100
SINGAPORE	8.863.861	4.525.197	-48,95	19.739.423	11.389.133	-42,3
PHILIPPINES	3.192.300	5.744.799	79,96	5.148.164	10.303.528	100,14
MALAYSIA	6.472.149	7.534.533	16,41	9.194.774	14.659.310	59,43
INDIA	1.930.400	7.259.699	276,07	2.519.621	12.699.022	404,01
PAKISTAN	0	5.099	-	0	18.707	-
IRAN (ISLAMIC REPUBLIC OF)	630.000	381.000	-39,52	1.130.229	857.330	-24,15
SAUDI ARABIA	17.500	21.000	20	43.750	56.700	29,6
ISRAEL	0	17.760	-	0	36.497	-
LEBANON	3.776	0	-100	7.800	0	-100
UNITED ARAB EMIRATES	305.101	384.300	25,96	554.170	842.349	52
EGYPT	2.346.119	4.938.800	110,51	4.207.582	9.922.771	135,83
MOROCCO	1.982.400	3.609.000	82,05	3.159.144	7.182.828	127,37
ALGERIA	1.483.800	13.604.400	816,86	2.272.356	28.327.528	1146,61
BURKINA FASO	0	17.999	-	0	54.600	-
SOUTH AFRICA	3.070.200	5.916.496	92,71	9.735.666	12.098.909	24,27
AUSTRALIA	1.714.818	5.667.084	230,48	3.590.261	12.129.629	237,85
NEW ZEALAND	236.684	292.632	23,64	702.782	1.060.317	50,87
AMERICAN SAMOA	13.451	0	-100	4.917	0	-100
FIJI	157	0	-100	664	0	-100
SOLOMON ISLANDS	0	686	-	0	1.614	-
TUVALU	0	7.604	-	0	12.413	-
UNITED STATES	29.522.232	36.372.794	23,2	78.519.984	100.049.618	27,42
CANADA	1.223.700	1.679.520	37,25	3.528.325	5.929.183	68,05
MEXICO	327.000	2.721.600	732,29	988.210	6.041.725	511,38
ARGENTINA	57.600	0	-100	68.544	0	-100
ECUADOR	456.000	1.675.200	267,37	711.264	3.145.339	342,22
UNITED KINGDOM	2.723.017	7.678.972	182	5.576.569	14.310.969	156,63
NETHERLANDS	336.180	1.148.140	241,53	974.935	3.055.958	213,45
FRANCE	714.080	1.945.800	172,49	1.178.488	3.852.722	226,92
GERMANY, FED. REP. OF	16.538.711	50.416.218	204,84	29.356.033	98.784.995	236,51
AUSTRIA	0	177.252	-	0	291.572	-
BELGIUM	2.404.140	18.636.054	675,17	4.230.307	35.982.809	750,6
SWITZERLAND	684.300	774.300	13,15	1.089.929	1.653.732	51,73
DENMARK	465.740	257.860	-44,63	950.778	614.812	-35,34
NORWAY	72.000	90.000	25	188.840	289.950	53,54
SWEDEN	599.307	606.780	1,25	1.350.307	1.654.250	22,51
IRELAND	378.000	182.400	-51,75	1.030.425	628.860	-38,97
ITALY	5.242.000	14.130.890	169,57	8.788.050	28.307.525	222,11
SPAIN	494.400	1.270.600	157	743.498	2.526.832	239,86
PORTUGAL	1.107.120	859.700	-22,35	1.789.419	1.842.807	2,98
ICELAND	0	18.000	-	0	64.600	-
GREECE	695.700	898.200	29,11	1.188.706	1.738.645	46,26
POLAND	2.136.648	919.200	-56,98	2.980.055	1.740.444	-41,6
ROMANIA	2.460.000	2.362.380	-3,97	3.506.497	4.381.863	24,96
BULGARIA	2.182.200	3.223.200	47,7	3.348.126	6.603.880	97,24
ARMENIA	285.000	137.700	-51,68	496.575	362.528	-26,99
UKRAINE	19.999	18.000	-10	37.556	33.003	-12,12
LATVIA	130.200	162.000	24,42	215.142	270.648	25,8
ESTONIA	148.200	910.800	514,57	272.742	1.623.779	495,35
GEORGIA	3.255.240	4.841.600	48,73	4.979.594	9.394.697	88,66
CZECH REPUBLIC	84.000	567.000	575	134.400	961.133	615,13
RUSSIA FEDERATION	324.000	2.505.000	673,15	796.140	5.161.898	548,37
KAYU BULAT	42.270	1.536	-96,37	37.626	7.743	-79,42
JAPAN	20.072	465	-97,68	10.539	1.200	-88,61
KOREA, REPUBLIC OF	23	0	-100	67	0	-100
CHINA	307	0	-100	504	0	-100
THAILAND	5	0	-100	65	0	-100
SINGAPORE	1.191	134	-88,75	10.594	1.925	-81,83
PHILIPPINES	10	0	-100	80	0	-100
VIET NAM	17	7	-58,82	266	55	-79,32
UNITED ARAB EMIRATES	20.493	0	-100	10.001	0	-100
AUSTRALIA	0	930	-	0	4.563	-
UNITED STATES	4	0	-100	84	0	-100
UNITED KINGDOM	148	0	-100	5.426	0	-100

TABEL 5. PERKEMBANGAN EKSPOR INDONESIA MENURUT KOMODITI DAN NEGARA TUJUAN

JENIS BARANG	BERAT BERSIH (KG)		PERUB	NILAI FOB (US \$)		PERUB
	JAN-JUL 2007	JAN-JUL 2008	%	JAN-JUL 2007	JAN-JUL 2008	%
(1)	(2)	(3)	(4)	(5)	(6)	(7)
UDANG SEGAR/BEKU	79.525.762	88.097.344	10,78	545.912.497	609.168.822	11,59
JAPAN	23.302.352	22.855.392	-1,92	193.607.452	192.941.495	-0,34
HONG KONG	3.733.762	2.250.231	-39,73	18.462.338	11.374.089	-38,39
KOREA, REPUBLIC OF	351.354	395.533	12,57	2.393.510	2.870.218	19,92
TAIWAN	1.069.326	1.532.368	43,3	1.861.188	4.661.553	150,46
CHINA	1.248.840	4.045.737	223,96	5.673.172	12.348.725	117,67
MACAU	539	8.837	1539,52	2.875	9.045	214,61
THAILAND	52.139	141.151	170,72	500.970	894.551	78,56
SINGAPORE	1.698.457	1.214.334	-28,5	3.627.337	3.606.817	-0,57
PHILIPPINES	37.226	8.564	-76,99	145.893	72.936	-50,01
MALAYSIA	3.420.226	2.904.300	-15,08	4.795.674	3.547.964	-26,02
CAMBODIA	0	150	-	0	10	-
BRUNEI DARUSSALAM	0	5.486	-	0	68.225	-
VIET NAM	264.326	426.652	61,41	2.431.088	4.123.910	69,63
MALDIVES	4	0	-100	18	0	-100
INDIA	10.798	0	-100	69.985	0	-100
PAKISTAN	0	25	-	0	32	-
SRI LANKA	13.168	0	-100	9.869	0	-100
KUWAIT	240	151	-37,08	4.944	147	-97,03
LEBANON	0	3.917	-	0	17.405	-
SYRIA ARAB REPUBLIC	0	101	-	0	977	-
TURKEY	60.500	37.232	-38,46	112.681	48.401	-57,05
UNITED ARAB EMIRATES	34.921	189.233	441,89	252.872	802.122	217,2
CYPRUS	49.384	36.489	-26,11	359.092	288.601	-19,63
EGYPT	404.040	363.868	-9,94	2.378.153	2.236.139	-5,97
REUNION	122.422	183.335	49,76	936.496	1.657.710	77,01
SOUTH AFRICA	12.623	1.003	-92,05	53.333	2.346	-95,6
MAURITIUS	59.390	50.929	-14,25	385.185	319.244	-17,12
AUSTRALIA	416.062	293.741	-29,4	3.108.614	1.652.980	-46,83
NEW ZEALAND	58.154	17.078	-70,63	291.379	95.930	-67,08
GUAM	0	660	-	0	21.545	-
AMERICAN SAMOA	0	5	-	0	5	-
EAST TIMOR	392	0	-100	1.110	0	-100
UNITED STATES	28.272.538	37.932.933	34,17	213.607.281	279.459.542	30,83
CANADA	315.469	275.479	-12,68	1.957.640	1.469.867	-24,92
BRAZIL	0	269	-	0	246	-
PERU	16.634	269	-98,38	88.716	644	-99,27
TRINIDAD AND TOBAGO	0	16.798	-	0	112.030	-
PUERTO RICO	438.911	645.396	47,04	2.381.713	4.269.047	79,24
DOMINICAN REPUBLIC	0	16.329	-	0	109.920	-
NETHERLANDS ANTILLES	17.990	0	-100	137.851	0	-100
UNITED KINGDOM	4.391.689	3.697.756	-15,8	27.334.178	25.107.333	-8,15
NETHERLANDS	375.765	645.867	71,88	2.556.751	3.839.419	50,17
FRANCE	390.584	157.201	-59,75	2.296.271	1.154.104	-49,74
GERMANY, FED. REP. OF	811.096	1.190.362	46,76	5.410.971	8.449.478	56,15
AUSTRIA	0	210	-	0	1.348	-
BELGIUM	6.353.691	4.930.160	-22,4	39.275.950	33.338.587	-15,12
SWITZERLAND	102.573	66.712	-34,96	751.829	422.321	-43,83
DENMARK	185.863	105.050	-43,48	1.224.567	783.516	-36,02
NORWAY	0	812	-	0	786	-
SWEDEN	135.001	72.564	-46,25	1.127.930	623.980	-44,68
IRELAND	0	15.375	-	0	244.715	-
ITALY	806.360	1.069.706	32,66	3.101.402	3.945.689	27,22
SPAIN	120.500	114.561	-4,93	870.001	932.729	7,21
PORTUGAL	60.000	26.728	-55,45	175.800	82.337	-53,16
GREECE	7.200	11.537	60,24	73.678	66.745	-9,41
HUNGARY	0	659	-	0	1.244	-
POLAND	0	174	-	0	379	-
UKRAINE	8.901	26.647	199,37	90.891	176.794	94,51
LITHUANIA	28.960	127	-99,56	241.657	530	-99,78
LATVIA	86.468	0	-100	493.746	0	-100
GEORGIA	90.936	0	-100	543.337	0	-100
CROATIA	0	427	-	0	693	-
RUSSIA FEDERATION	87.988	110.734	25,85	705.109	911.677	29,3
TEH	27.042.600	51.097.759	88,95	36.483.736	73.344.119	101,03
JAPAN	136.093	680.827	400,27	238.506	1.066.299	347,07
HONG KONG	2.580	50.942	1874,5	7.739	24.066	210,97
KOREA, REPUBLIC OF	616	12.287	1894,64	720	21.048	2823,33
TAIWAN	122.736	541.929	341,54	200.973	603.229	200,15
CHINA	48.170	234.610	387,05	44.192	249.365	464,28
THAILAND	96	0	-100	695	0	-100
SINGAPORE	275.142	321.994	17,03	356.720	458.877	28,64
PHILIPPINES	74	0	-100	560	0	-100
MALAYSIA	3.472.812	4.644.203	33,73	3.961.264	6.631.885	67,42
BRUNEI DARUSSALAM	0	3.893	-	0	4.645	-
MALDIVES	0	154	-	0	409	-

TABEL 5. PERKEMBANGAN EKSPOR INDONESIA MENURUT KOMODITI DAN NEGARA TUJUAN

JENIS BARANG	BERAT BERSIH (KG)		PERUB	NILAI FOB (US \$)		PERUB
	JAN-JUL 2007	JAN-JUL 2008	%	JAN-JUL 2007	JAN-JUL 2008	%
(1)	(2)	(3)	(4)	(5)	(6)	(7)
INDIA	482.568	2.368.690	390,85	619.406	2.876.285	364,36
PAKISTAN	4.169.686	7.944.682	90,53	7.134.034	13.554.062	89,99
SRI LANKA	102.091	239.140	134,24	144.647	395.827	173,65
AFGHANISTAN	298.858	378.555	26,67	402.288	515.531	28,15
IRAN (ISLAMIC REPUBLIC OF)	46.200	0	-100	62.472	0	-100
SAUDI ARABIA	137.765	197.252	43,18	116.898	290.414	148,43
ISRAEL	0	220.640	-	0	300.498	-
KUWAIT	11	0	-100	10	0	-100
JORDAN	18.480	19.400	4,98	26.265	29.356	11,77
SYRIA ARAB REPUBLIC	0	8.000	-	0	15.040	-
TURKEY	31.600	308.920	877,59	40.865	510.344	1148,85
UNITED ARAB EMIRATES	1.033.485	2.993.866	189,69	1.097.479	3.962.624	261,07
EGYPT	168.000	758.620	351,56	216.685	1.213.709	460,13
SOMALIA	0	18.100	-	0	10.498	-
KENYA	60.250	234.000	288,38	36.749	140.400	282,05
NIGERIA	24.200	0	-100	36.640	0	-100
UGANDA	45	0	-100	422	0	-100
DJIBOUTI	81.900	184.394	125,15	48.714	120.778	147,93
SOUTH AFRICA	168.000	226.680	34,93	306.996	495.916	61,54
AUSTRALIA	119.932	354.118	195,27	192.712	524.001	171,91
NEW ZEALAND	360.463	361.083	0,17	384.607	405.464	5,42
VANUATU	0	113	-	0	171	-
FIJI	22.000	75.060	241,18	28.020	104.704	273,68
SAMOA	0	3.350	-	0	5.050	-
EAST TIMOR	39.410	0	-100	49.536	0	-100
UNITED STATES	2.308.847	3.411.759	47,77	3.523.582	4.810.972	36,54
CANADA	246.908	411.681	66,73	335.728	569.368	69,59
GUATEMALA	21.200	0	-100	26.203	0	-100
SURINAME	180	0	-100	88	0	-100
CHILE	72.402	307.210	324,31	98.133	506.667	416,31
UNITED KINGDOM	3.205.896	5.185.990	61,76	4.222.478	7.415.473	75,62
NETHERLANDS	1.273.926	2.136.114	67,68	1.560.593	3.092.998	98,19
FRANCE	0	20.111	-	0	54.064	-
GERMANY, FED. REP. OF	2.938.144	4.662.555	58,69	3.395.189	5.591.936	64,7
SWITZERLAND	0	327	-	0	755	-
DENMARK	0	37.600	-	0	67.436	-
SWEDEN	10.700	10.400	-2,8	12.798	10.483	-18,09
FINLAND	71.000	0	-100	89.740	0	-100
IRELAND	37.200	0	-100	50.620	0	-100
ITALY	11.000	22.571	105,19	12.320	46.709	279,13
SPAIN	7.003	0	-100	12.706	0	-100
POLAND	604.405	2.108.886	248,92	659.931	3.503.871	430,95
KAZAKHSTAN	0	72.000	-	0	96.231	-
KYRGYZSTAN	0	59.475	-	0	111.156	-
UKRAINE	488.262	374.342	-23,33	666.903	489.687	-26,57
UZBEKISTAN	0	76.800	-	0	138.744	-
LATVIA	46.137	98.448	113,38	72.329	166.041	129,56
CZECH REPUBLIC	0	1.921	-	0	17.981	-
RUSSIA FEDERATION	4.276.127	8.714.067	103,78	5.987.581	12.123.052	102,47
-LADA HITAM	8.380.245	26.204.612	212,7	21.675.790	78.288.540	261,18
JAPAN	122.114	277.732	127,44	288.269	1.139.625	295,33
HONG KONG	31.000	46.478	49,93	84.560	157.591	86,37
KOREA, REPUBLIC OF	142.506	163.000	14,38	497.960	595.345	19,56
TAIWAN	116.450	77.000	-33,88	247.150	114.900	-53,51
CHINA	0	30.000	-	0	108.995	-
SINGAPORE	498.643	1.186.365	137,92	921.923	3.152.792	241,98
PHILIPPINES	5.386	136.341	2431,4	6.475	25.897	299,95
MALAYSIA	72.387	26.731	-63,07	153.486	87.283	-43,13
NEPAL	0	140.400	-	0	481.409	-
VIET NAM	299.299	2.033.330	579,36	884.468	6.881.600	678,05
INDIA	451.533	3.337.500	639,15	986.695	11.253.452	1040,52
PAKISTAN	29.881	45.000	50,6	74.261	143.400	93,1
EGYPT	8.095	0	-100	4.000	0	-100
BENIN	0	19.050	-	0	55.245	-
NIGER	40.000	0	-100	97.800	0	-100
SOUTH AFRICA	35.938	28.657	-20,26	52.850	13.378	-74,69
AUSTRALIA	26.460	239.791	806,24	118.384	928.512	684,32
UNITED STATES	5.905.105	16.412.755	177,94	15.331.717	46.414.312	202,73
CANADA	138.058	105.072	-23,89	451.295	364.656	-19,2
DOMINICAN REPUBLIC	0	4.685	-	0	15.750	-
NETHERLANDS	135.705	757.000	457,83	419.574	2.673.866	537,28
FRANCE	100.950	404.677	300,87	305.833	1.396.739	356,7
GERMANY, FED. REP. OF	86.000	157.375	82,99	236.200	531.173	124,88
BELGIUM	0	3.054	-	0	7.375	-
ITALY	0	61.000	-	0	226.804	-
PORTUGAL	15.000	2.518	-83,21	42.950	5.263	-87,75
BULGARIA	0	34.949	-	0	82.163	-

TABEL 5. PERKEMBANGAN EKSPOR INDONESIA MENURUT KOMODITI DAN NEGARA TUJUAN

JENIS BARANG	BERAT BERSIH (KG)		PERUB	NILAI FOB (US \$)		PERUB
	JAN-JUL 2007	JAN-JUL 2008	%	JAN-JUL 2007	JAN-JUL 2008	%
(1)	(2)	(3)	(4)	(5)	(6)	(7)
UKRAINE	0	13.000	-	0	48.750	-
RUSSIA FEDERATION	119.735	461.152	285,14	469.940	1.382.265	194,14
-LADA PUTIH	8.227.016	11.783.824	43,23	34.648.991	55.377.264	59,82
JAPAN	603.776	945.090	56,53	2.580.361	4.666.876	80,86
HONG KONG	61.192	15.999	-73,85	254.625	88.450	-65,26
KOREA, REPUBLIC OF	51.057	16.765	-67,16	211.610	66.175	-68,73
TAIWAN	179.000	162.000	-9,5	676.362	687.020	1,58
CHINA	0	34.000	-	0	177.750	-
SINGAPORE	2.322.243	2.244.040	-3,37	9.924.267	10.932.338	10,16
PHILIPPINES	12.590	2.794	-77,81	16.529	7.098	-57,06
MALAYSIA	235.951	245.031	3,85	921.871	1.207.900	31,03
NEPAL	8.000	0	-100	41.405	0	-100
VIET NAM	263.316	700.000	165,84	1.126.044	3.434.768	205,03
INDIA	189.254	526.600	178,25	786.086	2.523.588	221,03
PAKISTAN	0	3.688	-	0	9.029	-
SAUDI ARABIA	17.000	0	-100	84.150	0	-100
MOROCCO	4.845	0	-100	9.765	0	-100
NIGERIA	100	633	533	700	4.900	600
SOUTH AFRICA	32.000	449.000	1303,13	111.900	1.103.848	886,46
AUSTRALIA	30.000	151.000	403,33	142.150	789.818	455,62
EAST TIMOR	4	0	-100	8	0	-100
UNITED STATES	1.653.000	2.655.000	60,62	7.255.323	13.260.608	82,77
CANADA	16.000	75.101	369,38	76.800	389.156	406,71
DOMINICAN REPUBLIC	10.042	19.511	94,29	27.800	68.370	145,94
UNITED KINGDOM	15.000	115.000	666,67	68.825	342.140	397,12
NETHERLANDS	1.206.642	1.506.000	24,81	4.851.496	7.390.981	52,34
FRANCE	0	100.000	-	0	530.560	-
GERMANY, FED. REP. OF	1.167.000	1.396.002	19,62	4.912.589	5.774.275	17,54
BELGIUM	102.000	255.000	150	395.700	1.214.536	206,93
DENMARK	0	15.000	-	0	75.000	-
ITALY	0	66.000	-	0	228.837	-
SPAIN	0	49.000	-	0	256.330	-
PORTUGAL	22.004	20.570	-6,52	53.600	83.288	55,39
POLAND	25.000	0	-100	119.025	0	-100
BULGARIA	0	15.000	-	0	63.625	-
-KAYU MANIS DAN BUNGANYA	15.271.691	17.715.720	16	11.472.983	15.503.906	35,13
JAPAN	10.325	2.850	-72,4	12.978	4.451	-65,7
KOREA, REPUBLIC OF	50.658	142.451	181,2	49.081	108.561	121,19
TAIWAN	11.602	20.260	74,63	9.318	8.638	-7,3
CHINA	55.350	0	-100	42.660	0	-100
THAILAND	1.168.711	1.156.356	-1,06	818.444	1.112.662	35,95
SINGAPORE	494.710	422.802	-14,54	301.383	334.357	10,94
PHILIPPINES	540	385	-28,7	1.087	952	-12,42
MALAYSIA	646.696	829.072	28,2	420.261	752.166	78,98
VIET NAM	26.887	31.000	15,3	14.998	22.765	51,79
MALDIVES	0	450	-	0	874	-
INDIA	442.747	458.478	3,55	374.119	412.768	10,33
PAKISTAN	17.000	0	-100	11.050	0	-100
IRAN (ISLAMIC REPUBLIC OF)	64.000	0	-100	49.600	0	-100
SAUDI ARABIA	19.500	10.000	-48,72	10.400	9.690	-6,83
ISRAEL	0	115.000	-	0	78.771	-
JORDAN	48.000	15.747	-67,19	14.400	17.539	21,8
YEMEN	0	6.850	-	0	3.768	-
OMAN	0	12.450	-	0	6.583	-
SYRIA ARAB REPUBLIC	75.000	140.550	87,4	41.360	95.493	130,88
TURKEY	158.000	110.832	-29,85	82.101	47.352	-42,32
UNITED ARAB EMIRATES	469.030	318.517	-32,09	223.529	190.038	-14,98
EGYPT	180.726	78.089	-56,79	112.363	75.788	-32,55
LIBYAN ARAB JAMAHIRIYA	42.000	20.000	-52,38	17.550	18.400	4,84
MOROCCO	36.000	441.500	1126,39	9.600	270.385	2716,51
TUNISIA	57.950	40.000	-30,97	49.399	41.979	-15,02
ALGERIA	322.401	187.870	-41,73	196.256	180.835	-7,86
REUNION	10.385	280	-97,3	5.816	133	-97,71
SOUTH AFRICA	47.999	66.529	38,6	32.365	63.665	96,71
MAURITIUS	13.748	6.009	-56,29	8.627	4.815	-44,19
AUSTRALIA	243	18.252	7411,11	269	26.850	9881,41
NEW ZEALAND	76	0	-100	844	0	-100
EAST TIMOR	19.000	0	-100	17.205	0	-100
UNITED STATES	6.340.294	7.241.692	14,22	5.453.591	6.551.360	20,13
CANADA	201.051	301.344	49,88	146.831	262.652	78,88
MEXICO	34.000	18.000	-47,06	21.025	14.400	-31,51
PANAMA	0	10.000	-	0	17.350	-
SURINAME	204	207	1,47	1.200	810	-32,5
VENEZUELA	63.159	308.161	387,91	42.300	266.535	530,11
ARGENTINA	0	73	-	0	202	-
BRAZIL	556.188	773.498	39,07	345.084	618.655	79,28

TABEL 5. PERKEMBANGAN EKSPOR INDONESIA MENURUT KOMODITI DAN NEGARA TUJUAN

JENIS BARANG	BERAT BERSIH (KG)		PERUB	NILAI FOB (US \$)		PERUB
	JAN-JUL 2007	JAN-JUL 2008	%	JAN-JUL 2007	JAN-JUL 2008	%
(1)	(2)	(3)	(4)	(5)	(6)	(7)
COLOMBIA	0	46.000	-	0	28.830	-
PUERTO RICO	9.500	0	-100	8.865	0	-100
DOMINICAN REPUBLIC	497.336	762.408	53,3	284.096	552.064	94,32
DOMINICA	36.000	72.000	100	6.480	17.280	166,67
UNITED KINGDOM	33.100	23.000	-30,51	33.158	18.490	-44,24
NETHERLANDS	1.124.912	1.150.723	2,29	802.118	908.559	13,27
FRANCE	406.000	498.223	22,72	335.352	450.601	34,37
GERMANY, FED. REP. OF	490.799	630.422	28,45	396.761	651.588	64,23
AUSTRIA	0	46	-	0	144	-
BELGIUM	93.105	360.975	287,71	57.782	339.731	487,95
DENMARK	18.000	0	-100	9.700	0	-100
NORWAY	27.000	0	-100	23.487	0	-100
SWEDEN	23.001	14.558	-36,71	12.194	20.325	66,68
FINLAND	19.999	0	-100	12.353	0	-100
IRELAND	0	15.000	-	0	102.975	-
ITALY	92.788	72.920	-21,41	100.023	86.560	-13,46
SPAIN	103.800	97.000	-6,55	56.198	66.038	17,51
PORTUGAL	153.224	145.000	-5,37	107.478	171.112	59,21
GREECE	201.997	302.190	49,6	146.698	301.973	105,85
POLAND	119.300	99.681	-16,45	78.193	71.971	-7,96
ROMANIA	35.726	0	-100	17.139	0	-100
RUSSIA FEDERATION	101.924	120.020	17,75	47.814	93.423	95,39
-BIJI PALA & BUNGANYA DAN KAPU	11.159.162	10.229.874	-8,33	34.073.420	34.460.288	1,14
JAPAN	310.739	294.480	-5,23	2.424.861	2.171.886	-10,43
HONG KONG	24.576	2.515	-89,77	51.763	21.795	-57,89
KOREA, REPUBLIC OF	239.041	218.657	-8,53	310.762	362.991	16,81
TAIWAN	4.662	598	-87,17	5.345	1.503	-71,88
CHINA	28.018	18.477	-34,05	10.372	10.324	-0,46
THAILAND	76.118	113.534	49,16	329.772	539.926	63,73
SINGAPORE	701.354	663.534	-5,39	3.176.744	3.742.822	17,82
PHILIPPINES	36.076	24.106	-33,18	83.312	75.876	-8,93
MALAYSIA	645.918	554.767	-14,11	1.462.935	1.684.487	15,14
MYANMAR (FORM. BURMA)	19.990	6.247	-68,75	51.073	21.106	-58,67
VIET NAM	4.065.606	3.441.486	-15,35	5.352.484	5.851.869	9,33
MALDIVES	0	121	-	0	163	-
INDIA	715.709	557.870	-22,05	2.209.523	2.065.400	-6,52
PAKISTAN	102.204	109.802	7,43	523.265	605.750	15,76
BANGLADESH	103.392	51.198	-50,48	554.846	270.648	-51,22
AFGHANISTAN	16.000	8.000	-50	110.400	64.000	-42,03
SAUDI ARABIA	50.944	0	-100	28.783	0	-100
KUWAIT	799	0	-100	2.231	0	-100
JORDAN	0	3.275	-	0	8.115	-
LEBANON	14.999	0	-100	61.000	0	-100
YEMEN	0	3.146	-	0	9.778	-
UNITED ARAB EMIRATES	42.333	138.411	226,96	76.070	427.784	462,36
QATAR	585	0	-100	654	0	-100
EGYPT	0	14.445	-	0	51.421	-
MOROCCO	77.680	80.376	3,47	226.306	303.630	34,17
GHANA	30.000	29.999	0	152.500	166.800	9,38
NIGERIA	53.220	46.738	-12,18	152.663	171.800	12,54
BENIN	36.746	39.851	8,45	10.775	11.238	4,3
SOUTH AFRICA	54.000	0	-100	268.700	0	-100
AUSTRALIA	64.027	70.139	9,55	180.876	270.555	49,58
UNITED STATES	500.155	799.968	59,94	1.811.759	2.641.320	45,79
CANADA	11.499	27.950	143,06	52.650	88.139	67,41
MEXICO	0	11.821	-	0	8.827	-
CHILE	0	14.168	-	0	67.315	-
ARGENTINA	48.026	216.210	350,19	136.497	305.539	123,84
BRAZIL	14.000	31.040	121,71	39.200	145.474	271,11
DOMINICAN REPUBLIC	12.620	20.355	61,29	34.040	72.125	111,88
UNITED KINGDOM	0	2.488	-	0	10.117	-
NETHERLANDS	1.394.257	1.192.961	-14,44	6.039.634	4.939.521	-18,21
FRANCE	70.947	25.179	-64,51	373.262	197.772	-47,02
GERMANY, FED. REP. OF	471.196	365.197	-22,5	2.303.443	1.956.830	-15,05
AUSTRIA	0	16	-	0	53	-
BELGIUM	634.891	480.902	-24,25	3.365.176	2.628.255	-21,9
SWITZERLAND	0	1	-	0	1	-
ITALY	306.410	294.723	-3,81	1.570.595	1.525.890	-2,85
SPAIN	86.009	103.475	20,31	279.414	503.265	80,11
PORTUGAL	15.000	0	-100	42.750	0	-100
UKRAINE	13.500	28.500	111,11	40.712	91.370	124,43
RUSSIA FEDERATION	65.916	123.148	86,83	166.273	366.808	120,61
-PANILI	109.380	89.967	-17,75	1.392.787	1.135.328	-18,49
JAPAN	620	281	-54,68	19.625	4.770	-75,69
HONG KONG	40	166	315	1.124	2.110	87,72
TAIWAN	320	45	-85,94	5.490	1.846	-66,38

TABEL 5. PERKEMBANGAN EKSPOR INDONESIA MENURUT KOMODITI DAN NEGARA TUJUAN

JENIS BARANG	BERAT BERSIH (KG)		PERUB	NILAI FOB (US \$)		PERUB
	JAN-JUL 2007	JAN-JUL 2008	%	JAN-JUL 2007	JAN-JUL 2008	%
(1)	(2)	(3)	(4)	(5)	(6)	(7)
CHINA	185	1.205	551,35	3.667	28.444	675,67
SINGAPORE	60	520	766,67	1.733	4.032	132,66
MALAYSIA	3.791	3.464	-8,63	22.040	10.213	-53,66
AUSTRALIA	336	402	19,64	7.797	9.576	22,82
UNITED STATES	90.609	66.141	-27	1.141.768	723.864	-36,6
CANADA	4.473	1	-99,98	20.000	2	-99,99
MEXICO	0	50	-	0	200	-
BRAZIL	1.398	0	-100	17.020	0	-100
DOMINICA	520	270	-48,08	18.157	8.120	-55,28
UNITED KINGDOM	2.612	2.475	-5,25	75.641	57.285	-24,27
NETHERLANDS	117	10.000	8447,01	1.042	205.000	19573,7
FRANCE	0	400	-	0	3.300	-
GERMANY, FED. REP. OF	3.755	4.547	21,09	45.813	76.566	67,13
SWITZERLAND	392	0	-100	5.822	0	-100
SWEDEN	152	0	-100	6.048	0	-100
-LAINNYA	7.254.671	11.005.760	51,71	11.841.989	12.923.263	9,13
JAPAN	157.098	278.516	77,29	205.004	313.956	53,15
HONG KONG	17.206	18.482	7,42	84.766	120.673	42,36
KOREA, REPUBLIC OF	73.351	23.858	-67,47	78.689	37.971	-51,75
TAIWAN	81.389	66.520	-18,27	149.035	199.032	33,55
CHINA	62.777	160.946	156,38	101.182	31.742	-68,63
THAILAND	32.950	27.038	-17,94	135.092	99.149	-26,61
SINGAPORE	1.186.580	793.833	-33,1	1.507.259	1.003.093	-33,45
PHILIPPINES	0	50.819	-	0	18.581	-
MALAYSIA	549.492	1.734.508	215,66	640.723	1.230.524	92,05
MYANMAR (FORM. BURMA)	7.490	6.738	-10,04	1.397	22.763	1529,42
BRUNEI DARUSSALAM	6.967	29.574	324,49	236.752	59.098	-75,04
NEPAL	40.500	45.558	12,49	64.448	51.066	-20,76
VIET NAM	1.150.313	1.080.334	-6,08	1.386.882	1.273.230	-8,19
MALDIVES	0	21	-	0	86	-
INDIA	1.434.684	1.527.722	6,48	1.659.086	2.627.147	58,35
PAKISTAN	86.966	473.231	444,16	140.893	236.869	68,12
BANGLADESH	154.803	2.352.276	1419,53	298.945	906.400	203,2
SAUDI ARABIA	922.183	494.327	-46,4	2.271.710	826.833	-63,6
ISRAEL	0	10.000	-	0	2.300	-
KUWAIT	5.717	0	-100	15.924	0	-100
JORDAN	10.000	37.160	271,6	2.200	32.820	1391,82
LEBANON	8.500	0	-100	2.508	0	-100
YEMEN	24.048	18.114	-24,68	69.990	53.325	-23,81
SYRIA ARAB REPUBLIC	57.899	147.050	153,98	32.285	37.460	16,03
UNITED ARAB EMIRATES	206.071	372.022	80,53	106.853	246.505	130,7
QATAR	2.872	0	-100	2.732	0	-100
BAHRAIN	1.260	8.000	534,92	393	1.200	205,34
EGYPT	203.541	283.291	39,18	85.890	168.187	95,82
MOROCCO	14.000	0	-100	12.350	0	-100
TANZANIA, UNITED REPUBLIC OF	0	45	-	0	10	-
TOGO	0	24.143	-	0	86.195	-
NIGERIA	26.190	0	-100	40.410	0	-100
BENIN	36.000	0	-100	25.200	0	-100
SOUTH AFRICA	260	57.520	22023,08	1.374	18.748	1264,48
AUSTRALIA	93.785	36.044	-61,57	318.467	129.186	-59,44
NEW ZEALAND	5.520	4.020	-27,17	32.400	33.412	3,12
MICRONESIA, FEDERATED STATES C	0	94	-	0	154	-
UNITED STATES	242.804	342.334	40,99	979.512	1.489.802	52,1
CANADA	9.098	12.092	32,91	6.257	13.112	109,56
MEXICO	26.050	4.178	-83,96	6.926	3.120	-54,95
ARGENTINA	430	0	-100	919	0	-100
BRAZIL	31.749	24.780	-21,95	188.996	121.809	-35,55
UNITED KINGDOM	0	33.028	-	0	129.070	-
NETHERLANDS	138.699	239.465	72,65	430.046	288.557	-32,9
FRANCE	50.391	70.083	39,08	360.093	563.706	56,54
GERMANY, FED. REP. OF	51.425	19.482	-62,12	138.415	18.343	-86,75
AUSTRIA	170	143	-15,88	124	453	265,32
BELGIUM	30.200	25.013	-17,18	8.200	20.262	147,1
SWITZERLAND	0	809	-	0	2.838	-
SWEDEN	2	0	-100	7	0	-100
ITALY	108	319	195,37	315	1.025	225,4
SPAIN	7.000	46.521	564,59	2.965	376.688	12604,49
PORTUGAL	0	1.441	-	0	3.013	-
GREECE	0	3	-	0	9	-
POLAND	0	11.533	-	0	5.353	-
UKRAINE	6.000	8.050	34,17	8.086	16.076	98,81
LATVIA	0	4.674	-	0	2.283	-
CROATIA	0	8	-	0	29	-
RUSSIA FEDERATION	133	0	-100	289	0	-100
TEBKAU	14.722.247	15.418.959	4,73	32.895.665	40.630.383	23,51

TABEL 5. PERKEMBANGAN EKSPOR INDONESIA MENURUT KOMODITI DAN NEGARA TUJUAN

JENIS BARANG	BERAT BERSIH (KG)		PERUB %	NILAI FOB (US \$)		PERUB %
	JAN-JUL 2007	JAN-JUL 2008		JAN-JUL 2007	JAN-JUL 2008	
(1)	(2)	(3)	(4)	(5)	(6)	(7)
JAPAN	33.897	20.380	-39,88	74.042	41.595	-43,82
CHINA	84.260	328.730	290,14	468.352	1.966.668	319,91
SINGAPORE	94.142	4.067	-95,68	114.371	4.429	-96,13
PHILIPPINES	783.042	1.298.114	65,78	904.623	2.742.813	203,2
MALAYSIA	737.152	1.019.454	38,3	675.357	2.824.757	318,26
CAMBODIA	0	4.800	-	0	3.600	-
VIET NAM	484.845	399.968	-17,51	595.764	353.620	-40,64
PAKISTAN	403	0	-100	705	0	-100
SRI LANKA	161.379	324.735	101,23	2.473.592	4.947.368	100,01
YEMEN	0	9	-	0	60	-
UNITED ARAB EMIRATES	0	227.400	-	0	530.910	-
EGYPT	352.711	981.242	178,2	376.468	1.730.901	359,77
TUNISIA	0	319.800	-	0	609.696	-
ALGERIA	58	0	-100	30	0	-100
SOUTH AFRICA	60.000	219.199	265,33	40.000	344.122	760,31
AUSTRALIA	0	76.800	-	0	449.280	-
UNITED STATES	1.699.453	2.607.252	53,42	2.435.855	3.401.180	39,63
HONDURAS	23.704	77.610	227,41	250.980	301.729	20,22
NICARAGUA	0	180.881	-	0	671.105	-
ARGENTINA	200	0	-100	1.817	0	-100
BRAZIL	0	5	-	0	7	-
PARAGUAY	120.000	136.620	13,85	96.000	351.987	266,65
PUERTO RICO	593.995	486.337	-18,12	1.024.149	974.380	-4,86
DOMINICAN REPUBLIC	86.056	231.834	169,4	686.224	2.293.146	234,17
UNITED KINGDOM	249.840	249.577	-0,11	139.500	443.029	217,58
NETHERLANDS	668.864	618.316	-7,56	1.748.228	1.469.652	-15,93
FRANCE	629.752	174.916	-72,22	956.142	472.164	-50,62
GERMANY, FED. REP. OF	1.805.724	469.944	-73,97	8.344.369	3.987.392	-52,21
BELGIUM	2.020.294	1.678.493	-16,92	6.638.336	6.763.754	1,89
SWITZERLAND	733	62.940	8486,63	29.881	242.796	712,54
DENMARK	84.218	0	-100	447.232	0	-100
NORWAY	59.539	0	-100	179.213	0	-100
IRELAND	176.219	0	-100	433.224	0	-100
ITALY	165.317	72.377	-56,22	341.945	166.218	-51,39
SPAIN	85.041	163.169	91,87	1.081.600	374.500	-65,38
PORTUGAL	500	0	-100	4.180	0	-100
POLAND	37.272	0	-100	55.216	0	-100
UKRAINE	307.847	133.920	-56,5	211.040	171.416	-18,78
LATVIA	208.075	60.000	-71,16	50.111	43.200	-13,79
RUSSIA FEDERATION	2.907.715	2.790.070	-4,05	2.017.119	1.952.909	-3,18
BIJI COKLAT	223.568.248	225.102.188	0,69	339.460.144	485.125.463	42,91
JAPAN	313.000	110.975	-64,54	659.292	309.967	-52,98
KOREA, REPUBLIC OF	0	3	-	0	17	-
TAIWAN	20.010	1.258	-93,71	1.921	2.387	24,26
CHINA	9.223.113	10.343.535	12,15	13.602.021	21.786.553	60,17
THAILAND	4.036.990	5.081.477	25,87	4.053.205	10.404.240	156,69
SINGAPORE	25.636.380	27.297.622	6,48	41.601.716	63.151.988	51,8
PHILIPPINES	77.360	0	-100	3.768	0	-100
MALAYSIA	109.005.372	134.439.916	23,33	163.925.220	281.430.890	71,68
INDIA	29.000	650.000	2141,38	16.030	1.341.274	8267,27
SRI LANKA	0	45.000	-	0	132.800	-
SAUDI ARABIA	28.000	0	-100	25.050	0	-100
UNITED ARAB EMIRATES	0	1	-	0	1	-
EGYPT	90.000	0	-100	61.950	0	-100
AUSTRALIA	9.000	0	-100	97.099	0	-100
UNITED STATES	39.145.229	18.612.496	-52,45	56.838.300	44.453.596	-21,79
CANADA	0	7.500.000	-	0	13.013.755	-
MEXICO	4.000.000	25.000	-99,38	7.363.500	54.165	-99,26
BRAZIL	17.484.020	20.417.590	16,78	30.217.168	47.694.235	57,84
COLOMBIA	10.250.000	0	-100	14.143.800	0	-100
PERU	1.000.000	0	-100	1.407.300	0	-100
COSTA RICA	0	16.000	-	0	11.840	-
UNITED KINGDOM	0	500	-	0	32	-
NETHERLANDS	408.313	75.069	-81,61	696.586	216.154	-68,97
FRANCE	8	61.706	771225	15	101.882	679113,33
GERMANY, FED. REP. OF	327.990	325.004	-0,91	476.212	940.456	97,49
BELGIUM	1.912.005	0	-100	3.416.037	0	-100
DENMARK	0	4	-	0	11	-
SWEDEN	9	0	-100	221	0	-100
ITALY	12.449	32	-99,74	18.997	112	-99,41
SPAIN	360.000	99.000	-72,5	500.236	79.108	-84,19
POLAND	200.000	0	-100	334.500	0	-100
-IKAN TONGKOL/TUNA	31.503.373	41.955.113	33,18	76.890.599	89.064.018	15,83
JAPAN	9.501.068	9.352.648	-1,56	37.691.679	38.419.582	1,93
HONG KONG	1.802.223	1.875.508	4,07	1.965.721	2.383.731	21,26
KOREA, REPUBLIC OF	566.172	1.015.166	79,3	1.734.603	1.887.770	8,83

TABEL 5. PERKEMBANGAN EKSPOR INDONESIA MENURUT KOMODITI DAN NEGARA TUJUAN

JENIS BARANG	BERAT BERSIH (KG)		PERUB	NILAI FOB (US \$)		PERUB
	JAN-JUL 2007	JAN-JUL 2008	%	JAN-JUL 2007	JAN-JUL 2008	%
(1)	(2)	(3)	(4)	(5)	(6)	(7)
TAIWAN	1.267.801	1.534.782	21,06	1.056.379	2.284.539	116,26
CHINA	2.365.200	3.692.616	56,12	1.135.469	2.092.439	84,28
MACAU	99	0	-100	451	0	-100
THAILAND	5.155.855	11.606.761	125,12	5.329.612	14.257.362	167,51
SINGAPORE	1.975.865	1.007.600	-49	4.142.995	2.315.694	-44,11
PHILIPPINES	1.359.660	467.296	-65,63	537.533	305.129	-43,24
MALAYSIA	349.698	636.753	82,09	486.036	1.157.628	138,18
VIET NAM	876.698	5.111.921	483,09	1.641.590	4.642.790	182,82
SRI LANKA	28.285	101.601	259,2	11.082	148.755	1242,31
IRAN (ISLAMIC REPUBLIC OF)	27.825	0	-100	27.825	0	-100
SAUDI ARABIA	800	0	-100	8.275	0	-100
ISRAEL	0	190.023	-	0	272.093	-
KUWAIT	77.765	1.990	-97,44	89.746	15.572	-82,65
JORDAN	900	613	-31,89	10.377	7.020	-32,35
LEBANON	2.312	12.627	446,15	22.651	42.603	88,08
OMAN	0	52.000	-	0	57.450	-
UNITED ARAB EMIRATES	10.530	29.532	180,46	55.904	94.748	69,48
EGYPT	98.920	494.739	400,14	145.407	459.794	216,21
MOROCCO	201	0	-100	201	0	-100
KENYA	108	0	-100	129.600	0	-100
REUNION	0	12.000	-	0	54.960	-
SENEGAL	135.000	0	-100	127.690	0	-100
BENIN	26.530	0	-100	248.880	0	-100
SOUTH AFRICA	122.997	260.000	111,39	110.198	372.840	238,34
MAURITIUS	36.000	86.281	139,67	53.414	227.243	325,44
AUSTRALIA	39.365	79.753	102,6	229.427	289.846	26,33
NEW ZEALAND	0	27.000	-	0	97.000	-
EAST TIMOR	57.365	0	-100	57.365	0	-100
UNITED STATES	3.407.063	3.148.362	-7,59	14.871.139	13.833.979	-6,97
CANADA	30.251	93.453	208,93	327.998	688.879	110,03
MEXICO	204.698	124.789	-39,04	1.641.887	824.346	-49,79
PANAMA	378.000	0	-100	333.610	0	-100
URUGUAY	137.406	0	-100	23.359	0	-100
TRINIDAD AND TOBAGO	612.000	0	-100	565.490	0	-100
UNITED KINGDOM	135.737	13.484	-90,07	375.491	44.380	-88,18
NETHERLANDS	347.059	307.589	-11,37	194.794	187.176	-3,91
FRANCE	0	15.898	-	0	50.202	-
GERMANY, FED. REP. OF	33.358	34.859	4,5	277.826	263.065	-5,31
AUSTRIA	11.280	11.691	3,64	12.120	11.691	-3,54
BELGIUM	126.680	146.189	15,4	390.082	373.631	-4,22
MONACO	17.195	0	-100	70.752	0	-100
DENMARK	20.013	0	-100	25.463	0	-100
FINLAND	0	16.080	-	0	207.774	-
ITALY	0	257.427	-	0	452.672	-
GREECE	0	21.960	-	0	42.608	-
POLAND	48.000	0	-100	339.950	0	-100
UKRAINE	0	5.199	-	0	12.340	-
RUSSIA FEDERATION	109.391	108.923	-0,43	390.528	184.687	-52,71
-UBUR-UBUR	3.039.757	5.197.619	70,99	6.038.000	9.667.683	60,11
JAPAN	416.565	1.228.147	194,83	1.449.971	3.239.724	123,43
HONG KONG	119.416	128.883	7,93	304.342	437.402	43,72
KOREA, REPUBLIC OF	328.552	388.137	18,14	571.403	748.283	30,96
TAIWAN	104.216	351.345	237,13	186.423	532.664	185,73
CHINA	456.335	202.016	-55,73	243.194	91.962	-62,19
MACAU	35	338	865,71	771	1.058	37,22
THAILAND	2.623	44.977	1614,72	7.813	34.995	347,91
SINGAPORE	39.892	81.225	103,61	133.987	95.893	-28,43
PHILIPPINES	375	0	-100	1.135	0	-100
MALAYSIA	24.322	157.001	545,51	70.805	134.508	89,97
VIET NAM	12.200	663.113	5335,35	31.397	420.924	1240,65
MALDIVES	230	0	-100	995	0	-100
PAKISTAN	2.500	0	-100	4.885	0	-100
IRAN (ISLAMIC REPUBLIC OF)	1.890	369	-80,48	8.090	1.292	-84,03
SAUDI ARABIA	710	0	-100	6.604	0	-100
ISRAEL	0	6.816	-	0	25.241	-
KUWAIT	2.891	1.656	-42,72	5.243	2.859	-45,47
JORDAN	640	1.564	144,38	1.332	3.531	165,09
LEBANON	121	133	9,92	800	659	-17,63
SYRIA ARAB REPUBLIC	0	183	-	0	1.040	-
TURKEY	2.037	2.935	44,08	6.797	4.502	-33,76
UNITED ARAB EMIRATES	768	1.918	149,74	1.759	1.536	-12,68
CYPRUS	0	38	-	0	378	-
EGYPT	18	0	-100	151	0	-100
SOUTH AFRICA	108.929	114.163	4,8	318.041	338.152	6,32
MAURITIUS	119	129	8,4	662	775	17,07
AUSTRALIA	4.560	5.295	16,12	16.712	18.996	13,67
NEW ZEALAND	1.082	278	-74,31	2.352	569	-75,81

TABEL 5. PERKEMBANGAN EKSPOR INDONESIA MENURUT KOMODITI DAN NEGARA TUJUAN

JENIS BARANG	BERAT BERSIH (KG)		PERUB	NILAI FOB (US \$)		PERUB
	JAN-JUL 2007	JAN-JUL 2008	%	JAN-JUL 2007	JAN-JUL 2008	%
(1)	(2)	(3)	(4)	(5)	(6)	(7)
EAST TIMOR	1.190	0	-100	3.345	0	-100
UNITED STATES	620.919	939.759	51,35	1.184.801	2.045.319	72,63
CANADA	327.106	231.699	-29,17	701.316	523.754	-25,32
VENEZUELA	0	117	-	0	200	-
ARGENTINA	0	752	-	0	2.000	-
BRAZIL	0	2.642	-	0	1.629	-
PERU	117	314	168,38	240	722	200,83
DOMINICA	0	68	-	0	879	-
UNITED KINGDOM	76.052	93.001	22,29	102.890	123.237	19,78
NETHERLANDS	71.941	61.776	-14,13	229.649	105.245	-54,17
FRANCE	72.522	203.864	181,11	85.870	316.113	268,13
GERMANY, FED. REP. OF	107.792	103.976	-3,54	148.292	118.183	-20,3
AUSTRIA	3.951	5.789	46,52	10.784	10.196	-5,45
BELGIUM	14.726	48.621	230,17	43.968	125.246	184,86
SWITZERLAND	9.934	2.599	-73,84	14.661	3.782	-74,2
DENMARK	3.996	7.933	98,52	3.332	4.435	33,1
NORWAY	710	781	10	3.399	1.132	-66,7
SWEDEN	4.873	5.758	18,16	5.583	6.958	24,63
FINLAND	847	0	-100	1.040	0	-100
IRELAND	34	0	-100	124	0	-100
ITALY	47.252	58.799	24,44	58.608	83.038	41,68
SPAIN	10.215	6.387	-37,47	10.628	6.519	-38,66
PORTUGAL	2.668	3.358	25,86	2.967	3.375	13,75
GREECE	1.761	2.576	46,28	4.774	5.744	20,32
HUNGARY	2.677	3.498	30,67	3.902	5.892	51
POLAND	2.868	4.606	60,6	4.147	3.838	-7,45
ROMANIA	374	410	9,63	958	856	-10,65
BULGARIA	0	22	-	0	125	-
UKRAINE	1.087	1.681	54,65	1.623	2.311	42,39
LITHUANIA	2.266	2.552	12,62	3.842	3.168	-17,54
ESTONIA	285	619	117,19	563	768	36,41
CROATIA	1.007	108	-89,28	1.335	1.335	0
MALTA	0	27	-	0	194	-
CZECH REPUBLIC	2.689	2.897	7,74	7.200	5.871	-18,46
RUSSIA FEDERATION	16.872	19.971	18,37	22.495	18.676	-16,98
-KEPITING, KERANG-KERANGAN	36.326.740	31.735.043	-12,64	92.985.433	111.084.550	19,46
JAPAN	746.815	850.825	13,93	2.268.354	2.527.709	11,43
HONG KONG	3.647.432	2.849.426	-21,88	6.372.896	7.748.903	21,59
KOREA, REPUBLIC OF	1.952.299	2.147.801	10,01	3.153.345	5.277.060	67,35
TAIWAN	552.959	1.778.326	221,6	628.961	3.226.783	413,03
CHINA	8.228.037	1.823.072	-77,84	4.459.463	2.822.767	-36,7
MACAU	0	6.189	-	0	6.283	-
THAILAND	3.599.607	461.091	-87,19	3.829.691	827.933	-78,38
SINGAPORE	3.063.495	1.872.836	-38,87	4.276.443	4.536.919	6,09
PHILIPPINES	1.204	1.354	12,46	22.620	32.788	44,95
MALAYSIA	1.704.357	2.487.824	45,97	2.257.373	5.274.666	133,66
VIET NAM	503.028	5.906.218	1074,13	814.460	4.483.343	450,47
INDIA	403.642	511.187	26,64	991.362	1.020.805	2,97
SRI LANKA	0	27.020	-	0	9.457	-
SAUDI ARABIA	0	27.600	-	0	36.594	-
ISRAEL	0	91	-	0	530	-
TURKEY	23.113	34.029	47,23	82.494	45.580	-44,75
UNITED ARAB EMIRATES	0	9.012	-	0	16.410	-
QATAR	1.000	0	-100	8.551	0	-100
CYPRUS	31.046	46.103	48,5	86.972	98.834	13,64
EGYPT	155.834	118.853	-23,73	204.894	150.980	-26,31
SUDAN	440	0	-100	880	0	-100
SENEGAL	78.543	0	-100	214.610	0	-100
GAMBIA	0	31.680	-	0	30.096	-
SOUTH AFRICA	0	7.105	-	0	19.600	-
MAURITIUS	25.000	44.692	78,77	7.800	121.149	1453,19
AUSTRALIA	337.258	145.076	-56,98	943.049	986.160	4,57
NEW ZEALAND	0	45	-	0	222	-
UNITED STATES	5.816.012	4.374.461	-24,79	48.002.052	54.018.284	12,53
CANADA	255.377	164.066	-35,76	978.361	1.014.530	3,7
MEXICO	102.332	144.042	40,76	301.501	321.250	6,55
PANAMA	103.033	80.153	-22,21	260.696	243.946	-6,43
VENEZUELA	196	0	-100	72	0	-100
PUERTO RICO	329.415	117.470	-64,34	1.134.118	403.700	-64,4
DOMINICAN REPUBLIC	0	7.715	-	0	47.978	-
MARTINIQUE	13.074	10.431	-20,22	54.978	24.248	-55,9
UNITED KINGDOM	7.527	43.862	482,73	8.382	655.152	7716,18
NETHERLANDS	217.076	207.160	-4,57	1.347.599	1.398.237	3,76
FRANCE	120.555	65.699	-45,5	329.573	118.284	-64,11
GERMANY, FED. REP. OF	10.302	38.368	272,43	28.434	115.428	305,95
AUSTRIA	500	325	-35	1.200	720	-40
BELGIUM	75.773	73.906	-2,46	214.584	154.374	-28,06

TABEL 5. PERKEMBANGAN EKSPOR INDONESIA MENURUT KOMODITI DAN NEGARA TUJUAN

JENIS BARANG	BERAT BERSIH (KG)		PERUB	NILAI FOB (US \$)		PERUB
	JAN-JUL 2007	JAN-JUL 2008	%	JAN-JUL 2007	JAN-JUL 2008	%
(1)	(2)	(3)	(4)	(5)	(6)	(7)
SWITZERLAND	0	935	-	0	895	-
DENMARK	7.794	15	-99,81	26.986	15	-99,94
NORWAY	699	0	-100	339	0	-100
SWEDEN	814	43	-94,72	1.628	250	-84,64
ITALY	3.204.439	4.134.274	29,02	7.330.112	10.264.523	40,03
SPAIN	452.152	397.493	-12,09	958.016	1.117.680	16,67
PORTUGAL	299.881	303.045	1,06	790.798	851.125	7,63
GREECE	45.570	283.061	521,16	120.084	782.059	551,26
UKRAINE	24.960	0	-100	9.984	0	-100
LATVIA	4.227	0	-100	17.855	0	-100
CROATIA	100.028	18.278	-81,73	311.092	53.491	-82,81
MALTA	18.167	9.602	-47,15	51.754	23.775	-54,06
RUSSIA FEDERATION	61.728	73.184	18,56	81.017	173.035	113,58
-BEKICOT	2.195.046	2.059.355	-6,18	3.032.658	5.847.698	92,82
JAPAN	14.240	0	-100	43.700	0	-100
HONG KONG	116.746	639.236	447,54	208.362	3.270.535	1469,64
KOREA, REPUBLIC OF	54.273	29.761	-45,16	142.660	78.215	-45,17
TAIWAN	699.573	810.377	15,84	830.214	997.040	20,09
CHINA	250.135	1.530	-99,39	104.595	6.120	-94,15
MACAU	0	4.023	-	0	4.083	-
THAILAND	0	9.160	-	0	7.610	-
SINGAPORE	447.573	52.375	-88,3	394.284	143.265	-63,66
MALAYSIA	57.385	21.249	-62,97	33.628	14.751	-56,13
SOUTH AFRICA	73.006	140.416	92,33	167.651	377.443	125,14
AUSTRALIA	8.579	0	-100	16.781	0	-100
UNITED STATES	70.124	34.998	-50,09	109.263	101.365	-7,23
CANADA	186.683	211.669	13,38	437.978	482.017	10,06
MEXICO	0	9.569	-	0	24.700	-
FRANCE	116.993	70.994	-39,32	377.654	253.854	-32,78
GERMANY, FED. REP. OF	21.339	0	-100	58.988	0	-100
BELGIUM	59.997	23.998	-60	94.900	86.700	-8,64
DENMARK	18.400	0	-100	12.000	0	-100
-IKAN LAINNYA	139.692.367	118.207.004	-15,38	142.553.585	171.676.018	20,43
JAPAN	6.384.856	9.101.060	42,54	24.932.768	28.733.552	15,24
HONG KONG	8.432.570	6.204.904	-26,42	20.516.630	19.140.776	-6,71
KOREA, REPUBLIC OF	5.082.993	5.078.649	-0,09	7.887.047	7.126.975	-9,64
TAIWAN	9.855.578	8.974.685	-8,94	7.410.721	6.422.939	-13,33
CHINA	10.925.077	10.683.928	-2,21	6.355.829	9.312.137	46,51
MACAU	349	3.972	1038,11	3.600	11.830	228,61
PAPUA NEW GUINEA	20.000	0	-100	5.000	0	-100
THAILAND	41.568.616	14.859.780	-64,25	11.967.927	17.145.359	43,26
SINGAPORE	23.367.905	17.049.816	-27,04	23.117.359	24.144.456	4,44
PHILIPPINES	5.207.675	3.055.785	-41,32	1.994.818	1.397.837	-29,93
MALAYSIA	18.201.380	18.967.340	4,21	14.647.062	17.169.837	17,22
CAMBODIA	0	70	-	0	6.000	-
BRUNEI DARUSSALAM	2.773	1.135	-59,07	11.016	13.930	26,45
VIET NAM	1.867.033	11.481.224	514,94	2.570.210	9.904.511	285,36
INDIA	78.921	53.881	-31,73	51.390	78.803	53,34
PAKISTAN	0	8	-	0	15	-
BANGLADESH	0	3	-	0	7.000	-
SRI LANKA	306.144	208.397	-31,93	342.434	233.958	-31,68
IRAN (ISLAMIC REPUBLIC OF)	0	82.540	-	0	232.919	-
SAUDI ARABIA	53.191	306.485	476,2	74.931	529.564	606,74
ISRAEL	0	479.854	-	0	1.159.602	-
KUWAIT	2.620	25.488	872,82	4.950	39.054	688,97
JORDAN	13.120	24.649	87,87	20.760	32.269	55,44
LEBANON	141.712	92.733	-34,56	131.458	85.277	-35,13
YEMEN	293	0	-100	388	0	-100
OMAN	104.000	0	-100	89.990	0	-100
SYRIA ARAB REPUBLIC	7.522	8.769	16,58	10.868	13.336	22,71
TURKEY	541	29	-94,64	1.894	400	-78,88
UNITED ARAB EMIRATES	252.534	357.140	41,42	385.722	699.524	81,35
QATAR	250	1.525	510	3.000	21.661	622,03
BAHRAIN	25.939	193	-99,26	66.159	835	-98,74
CYPRUS	867	1.821	110,03	5.997	9.354	55,98
EGYPT	216.679	481.243	122,1	172.538	393.882	128,29
MOROCCO	12	238	1883,33	253	1.744	589,33
TUNISIA	0	25.000	-	0	34.800	-
ALGERIA	25.389	99.701	292,69	41.723	156.348	274,73
REUNION	48.072	36.000	-25,11	240.000	174.600	-27,25
MOZAMBIQUE	88.048	303.770	245	109.980	383.801	248,97
TOGO	0	31.310	-	0	36.764	-
GHANA	210.000	1.176.000	460	169.000	1.083.978	541,41
CONGO	16.188	15.500	-4,25	18.175	18.000	-0,96
NIGERIA	0	15.500	-	0	19.800	-
SENEGAL	27.000	0	-100	27.860	0	-100

TABEL 5. PERKEMBANGAN EKSPOR INDONESIA MENURUT KOMODITI DAN NEGARA TUJUAN

JENIS BARANG	BERAT BERSIH (KG)		PERUB	NILAI FOB (US \$)		PERUB
	JAN-JUL 2007	JAN-JUL 2008	%	JAN-JUL 2007	JAN-JUL 2008	%
(1)	(2)	(3)	(4)	(5)	(6)	(7)
BENIN	0	15.500	-	0	18.200	-
SOUTH AFRICA	292.298	28.819	-90,14	334.446	48.272	-85,57
MAURITIUS	281.097	272.903	-2,92	347.201	369.056	6,29
AUSTRALIA	1.334.909	1.035.017	-22,47	2.644.738	2.540.042	-3,96
NEW ZEALAND	21.601	63.077	192,01	15.592	98.920	534,43
MICRONESIA, FEDERATED STATES (0	27.000	-	0	5.400	-
GUAM	50.999	0	-100	66.790	0	-100
NEW CALEDONIA	0	14.290	-	0	15.147	-
AMERICAN SAMOA	0	104.884	-	0	92.423	-
FIJI	14.000	35.034	150,24	12.600	37.345	196,39
SAMOA	293.564	576.961	96,54	304.112	645.003	112,09
TONGA	0	37.190	-	0	40.652	-
EAST TIMOR	254	0	-100	1.978	0	-100
UNITED STATES	2.284.192	3.151.955	37,99	8.333.159	11.726.601	40,72
CANADA	37.622	47.050	25,06	116.809	213.061	82,4
MEXICO	106.579	344.496	223,23	143.151	1.473.291	929,19
PANAMA	248.180	162.343	-34,59	302.372	229.826	-23,99
SURINAME	0	68	-	0	128	-
VENEZUELA	346	440	27,17	948	2.678	182,49
ARGENTINA	37.952	546	-98,56	214.450	6.704	-96,87
BRAZIL	2.700	3.917	45,07	1.222	3.143	157,2
URUGUAY	186.606	105.011	-43,73	139.609	78.255	-43,95
PARAGUAY	150	300	100	450	2.233	396,22
PERU	875	911	4,11	3.510	2.308	-34,25
TRINIDAD AND TOBAGO	135.000	0	-100	98.800	0	-100
PUERTO RICO	252.425	283.405	12,27	1.141.420	1.446.604	26,74
DOMINICAN REPUBLIC	91.555	152.321	66,37	373.864	637.836	70,61
FRENCH POLYNESIA	0	87.607	-	0	73.343	-
MARTINIQUE	36.751	8.838	-75,95	96.825	20.546	-78,78
NETHERLANDS ANTILLES	0	226	-	0	2.100	-
GUADELOUPE	0	17.999	-	0	50.000	-
UNITED KINGDOM	199.920	270.411	35,26	553.435	639.205	15,5
NETHERLANDS	127.268	260.074	104,35	247.347	428.029	73,05
FRANCE	206.753	255.751	23,7	517.303	522.871	1,08
GERMANY, FED. REP. OF	54.533	75.319	38,12	328.150	397.634	21,17
AUSTRIA	4.598	3.692	-19,7	23.529	21.373	-9,16
BELGIUM	87.300	272.096	211,68	332.462	983.156	195,72
SWITZERLAND	4.243	4.647	9,52	16.710	25.866	54,79
DENMARK	10.039	35.380	252,43	31.655	53.058	67,61
NORWAY	819	3.865	371,92	2.936	6.677	127,42
SWEDEN	4.821	7.469	54,93	53.889	81.291	50,85
FINLAND	270	0	-100	458	0	-100
IRELAND	78	1.066	1266,67	943	4.764	405,2
ITALY	219.290	206.618	-5,78	807.787	743.736	-7,93
SPAIN	81.786	106.838	30,63	568.427	254.815	-55,17
PORTUGAL	17.465	5.427	-68,93	49.633	17.092	-65,56
GREECE	5.157	37.339	624,04	15.728	98.974	529,29
DEMOCRATIC REPUBLIC OF THE CO	74.508	359.101	381,96	77.432	384.627	396,73
HUNGARY	5.237	5.604	7,01	14.346	14.357	0,08
POLAND	13.054	18.929	45,01	71.060	127.479	79,4
ROMANIA	790	679	-14,05	461	1.500	225,38
BULGARIA	0	30	-	0	177	-
YUGOSLAVIA	25.014	0	-100	37.397	0	-100
KAZAKHSTAN	10	0	-100	288	0	-100
UKRAINE	41.763	28.558	-31,62	56.705	23.643	-58,31
LITHUANIA	21.771	450	-97,93	270.772	1.160	-99,57
ESTONIA	72.793	36.966	-49,22	84.678	194.713	129,95
GEORGIA	0	387	-	0	339	-
CROATIA	205	79	-61,46	287	1.451	405,57
MALTA	400	40.842	10110,5	2.912	107.737	3599,76
SLOVENIA	40	250	525	393	3.345	751,15
CZECH REPUBLIC	9.530	10.161	6,62	53.706	83.985	56,38
RUSSIA FEDERATION	157.410	290.743	84,7	249.253	596.420	139,28
-BIJI BUNGA	36.443	48.747	33,76	1.256.871	1.574.684	25,29
SINGAPORE	128	236	84,38	261.666	498.655	90,57
MALAYSIA	1.079	0	-100	1.999	0	-100
VIET NAM	1.206	0	-100	1.606	0	-100
INDIA	33.359	47.840	43,41	27.537	38.272	38,98
AUSTRALIA	245	0	-100	582	0	-100
UNITED KINGDOM	26	86	230,77	54.827	230.302	320,05
NETHERLANDS	299	284	-5,02	830.736	707.146	-14,88
FRANCE	80	284	255	22.054	18.512	-16,06
DENMARK	12	17	41,67	51.715	81.797	58,17
ITALY	9	0	-100	4.149	0	-100
-BIJI KAPAS	18.728.878	644.580	-96,56	5.140.073	166.921	-96,75
JAPAN	385.000	385.000	0	59.295	92.875	56,63

TABEL 5. PERKEMBANGAN EKSPOR INDONESIA MENURUT KOMODITI DAN NEGARA TUJUAN

JENIS BARANG	BERAT BERSIH (KG)		PERUB	NILAI FOB (US \$)		PERUB
	JAN-JUL 2007	JAN-JUL 2008	%	JAN-JUL 2007	JAN-JUL 2008	%
(1)	(2)	(3)	(4)	(5)	(6)	(7)
TAIWAN	202.180	246.780	22,06	33.908	71.832	111,84
MALAYSIA	18.131.169	0	-100	5.041.065	0	-100
KUWAIT	0	12.800	-	0	2.214	-
NETHERLANDS	10.500	0	-100	5.775	0	-100
GERMANY, FED. REP. OF	29	0	-100	30	0	-100
-BIJI LAINNYA	47.580.184	51.548.017	8,34	17.838.747	12.156.961	-31,85
JAPAN	987.709	37.317.056	3678,14	1.345.050	2.840.308	111,17
HONG KONG	360.332	1.145.307	217,85	451.839	1.460.943	223,33
KOREA, REPUBLIC OF	54.133	373.647	590,24	54.156	231.607	327,67
TAIWAN	396.789	173.724	-56,22	183.393	181.264	-1,16
CHINA	506.281	885.363	74,88	806.797	1.201.690	48,95
THAILAND	158.482	918.092	479,3	463.476	899.479	94,07
SINGAPORE	673.868	415.690	-38,31	564.255	443.920	-21,33
PHILIPPINES	169.620	246.136	45,11	79.368	321.618	305,22
MALAYSIA	23.245.322	2.354.184	-89,87	8.030.002	2.773.979	-65,45
BRUNEI DARUSSALAM	9.560	13.796	44,31	16.365	27.501	68,05
VIET NAM	810.199	193.373	-76,13	604.438	301.766	-50,07
INDIA	472.684	299.899	-36,55	406.869	260.328	-36,02
PAKISTAN	2.020	21.362	957,52	3.720	28.042	653,82
SAUDI ARABIA	2.117	0	-100	600	0	-100
KUWAIT	45	0	-100	40	0	-100
JORDAN	815	1.427	75,09	7.702	11.875	54,18
UNITED ARAB EMIRATES	150	7.055	4603,33	1.300	34.051	2519,31
CAMEROON	137	1.693	1135,77	5.500	450.225	8085,91
NIGERIA	0	264	-	0	200	-
MAURITIUS	25.205	0	-100	11.352	0	-100
AUSTRALIA	29.168	35.652	22,23	126.240	88.802	-29,66
EAST TIMOR	0	4.724	-	0	62.341	-
UNITED STATES	35.581	52.124	46,49	198.926	83.229	-58,16
CANADA	128	0	-100	250	0	-100
UNITED KINGDOM	7.217	0	-100	15.481	0	-100
NETHERLANDS	1.569.457	48.643	-96,9	767.267	103.683	-86,49
GERMANY, FED. REP. OF	3.847.051	4.724	-99,88	3.312.337	62.215	-98,12
BELGIUM	30	6.760	22433,33	900	28.392	3054,67
ITALY	14.215.964	7.027.322	-50,57	377.400	259.503	-31,24
SPAIN	120	0	-100	3.724	0	-100
BULU BEBEK	201.330	45.301	-77,5	193.076	56.816	-70,57
KOREA, REPUBLIC OF	487	550	12,94	12.270	5.665	-53,83
TAIWAN	199.488	44.500	-77,69	165.150	50.971	-69,14
MALAYSIA	87	0	-100	23	0	-100
VIET NAM	422	0	-100	10.921	0	-100
NEW ZEALAND	1	0	-100	22	0	-100
FRENCH GUIANA	0	251	-	0	180	-
SPAIN	845	0	-100	4.690	0	-100
DAMAR DAN GETAH DAMAR	28.806.600	20.941.392	-27,3	20.977.665	16.499.253	-21,35
JAPAN	596.667	650.400	9,01	437.991	509.403	16,3
KOREA, REPUBLIC OF	993.600	1.612.799	62,32	755.088	1.245.828	64,99
TAIWAN	864.000	1.555.294	80,01	624.960	1.183.584	89,39
CHINA	96.000	115.200	20	69.216	87.552	26,49
THAILAND	734.410	424.000	-42,27	576.747	351.226	-39,1
SINGAPORE	0	49.990	-	0	86.306	-
PHILIPPINES	249.600	96.000	-61,54	179.712	75.072	-58,23
MALAYSIA	115.200	173.076	50,24	83.232	142.884	71,67
INDIA	8.001.806	5.044.186	-36,96	5.795.523	3.907.067	-32,58
PAKISTAN	2.495.999	1.958.400	-21,54	1.795.776	1.525.401	-15,06
BANGLADESH	864.000	268.800	-68,89	630.912	210.624	-66,62
JORDAN	0	19.200	-	0	14.400	-
SYRIA ARAB REPUBLIC	0	112.000	-	0	106.303	-
TURKEY	460.799	364.800	-20,83	341.028	302.592	-11,27
UNITED ARAB EMIRATES	0	37.218	-	0	35.498	-
MOROCCO	0	40.363	-	0	34.511	-
NIGERIA	0	19.200	-	0	13.440	-
SOUTH AFRICA	0	57.600	-	0	44.928	-
AUSTRALIA	15.000	16.000	6,67	16.477	23.179	40,67
NEW ZEALAND	0	19.200	-	0	14.400	-
UNITED STATES	384.000	24.000	-93,75	268.800	28.200	-89,51
MEXICO	76.800	0	-100	55.296	0	-100
ARGENTINA	19.200	0	-100	13.824	0	-100
COLOMBIA	326.400	192.000	-41,18	237.696	148.608	-37,48
ECUADOR	19.200	96.000	400	13.440	81.216	504,29
PERU	19.200	0	-100	13.440	0	-100
NETHERLANDS	2.880.000	2.150.396	-25,33	2.082.144	1.700.640	-18,32
FRANCE	1.459.199	1.209.599	-17,11	1.042.944	956.544	-8,28
GERMANY, FED. REP. OF	3.523.440	2.348.399	-33,35	2.553.005	1.949.637	-23,63
BELGIUM	1.632.000	192.000	-88,24	1.217.280	134.400	-88,96

TABEL 5. PERKEMBANGAN EKSPOR INDONESIA MENURUT KOMODITI DAN NEGARA TUJUAN

JENIS BARANG	BERAT BERSIH (KG)		PERUB	NILAI FOB (US \$)		PERUB
	JAN-JUL 2007	JAN-JUL 2008	%	JAN-JUL 2007	JAN-JUL 2008	%
(1)	(2)	(3)	(4)	(5)	(6)	(7)
FINLAND	57.600	288.000	400	40.320	211.200	423,81
ITALY	1.420.800	345.600	-75,68	1.050.816	271.392	-74,17
SPAIN	733.680	76.825	-89,53	530.958	54.720	-89,69
PORTUGAL	403.200	979.200	142,86	282.624	727.968	157,57
POLAND	0	290.447	-	0	228.082	-
ROMANIA	19.200	19.200	0	13.824	14.976	8,33
UKRAINE	96.000	0	-100	73.152	0	-100
LATVIA	0	19.200	-	0	13.536	-
RUSSIA FEDERATION	249.600	76.800	-69,23	181.440	63.936	-64,76
KOPAL DAN LAIN-LAIN	17.931.147	17.446.900	-2,7	12.928.404	15.075.446	16,61
JAPAN	131.000	243.994	86,25	179.345	431.941	140,84
HONG KONG	56.271	625	-98,89	117.148	625	-99,47
KOREA, REPUBLIC OF	50.000	62.628	25,26	59.485	153.294	157,7
TAIWAN	255.619	229.852	-10,08	259.008	323.981	25,09
CHINA	266.009	353.599	32,93	293.315	596.047	103,21
THAILAND	124.656	77.931	-37,48	152.098	196.021	28,88
SINGAPORE	1.552.145	1.321.494	-14,86	1.809.235	2.278.267	25,92
PHILIPPINES	34.000	45.000	32,35	21.111	96.840	358,72
MALAYSIA	381.089	238.848	-37,32	351.236	386.378	10,01
VIET NAM	50.589	122.006	141,17	81.842	280.131	242,28
MALDIVES	120	0	-100	9.929	0	-100
INDIA	8.816.137	7.952.508	-9,8	5.173.413	4.404.541	-14,86
PAKISTAN	671.194	627.051	-6,58	434.592	415.264	-4,45
BANGLADESH	1.937.798	2.174.909	12,24	664.316	684.663	3,06
SRI LANKA	425.890	320.948	-24,64	156.891	108.744	-30,69
IRAN (ISLAMIC REPUBLIC OF)	19.200	0	-100	14.976	0	-100
SAUDI ARABIA	238.665	435.807	82,6	109.911	311.622	183,52
JORDAN	0	2.264	-	0	2.479	-
YEMEN	20.040	43.691	118,02	8.319	39.700	377,22
OMAN	0	2.243	-	0	1.740	-
SYRIA ARAB REPUBLIC	16.000	32.000	100	9.440	19.520	106,78
TURKEY	75.750	38.400	-49,31	59.413	31.488	-47
UNITED ARAB EMIRATES	414.890	876.987	111,38	211.236	683.784	223,71
EGYPT	15.000	303.241	1921,61	14.990	655.171	4270,72
LIBYAN ARAB JAMAHIRIYA	0	73.959	-	0	106.619	-
TUNISIA	60.540	55.340	-8,59	24.857	55.656	123,9
SUDAN	20.000	29.000	45	7.850	23.200	195,54
SOMALIA	0	18.990	-	0	9.495	-
NIGER	0	21.000	-	0	14.910	-
SOUTH AFRICA	55.872	0	-100	46.925	0	-100
AUSTRALIA	18	19.422	107800	28	17.646	62921,43
NEW ZEALAND	77	563	631,17	1.623	2.809	73,07
FIJI	6	0	-100	168	0	-100
UNITED STATES	65.553	75.058	14,5	62.215	153.988	147,51
CANADA	68	0	-100	1.385	0	-100
MEXICO	60.000	1.043	-98,26	46.800	3.609	-92,29
SURINAME	0	1.662	-	0	6.500	-
ARGENTINA	0	2.029	-	0	1.021	-
BRAZIL	1.000	1.181	18,1	7.500	8.408	12,11
COLOMBIA	57.600	0	-100	44.928	0	-100
ECUADOR	19.200	0	-100	14.400	0	-100
COSTA RICA	0	740	-	0	871	-
FRENCH POLYNESIA	0	124	-	0	150	-
UNITED KINGDOM	67.999	16.004	-76,46	234.381	39.027	-83,35
NETHERLANDS	15.083	1.392	-90,77	15.166	4.019	-73,5
FRANCE	165.845	99.914	-39,75	280.776	367.575	30,91
GERMANY, FED. REP. OF	961.335	1.194.059	24,21	700.515	1.040.964	48,6
AUSTRIA	3	0	-100	29	0	-100
BELGIUM	22.000	66.200	200,91	95.700	194.577	103,32
SWITZERLAND	13	0	-100	120	0	-100
DENMARK	70	0	-100	1.952	0	-100
IRELAND	10	0	-100	42	0	-100
ITALY	567.402	205.688	-63,75	969.337	876.988	-9,53
SPAIN	0	1.835	-	0	3.161	-
GREECE	51	0	-100	682	0	-100
POLAND	220.240	15.716	-92,86	165.376	10.266	-93,79
BULGARIA	0	1.555	-	0	1.986	-
RUSSIA FEDERATION	19.200	38.400	100	14.400	29.760	106,67
SAYUR-SAYURAN	37.516.944	51.208.968	36,5	15.521.401	22.355.456	44,03
JAPAN	2.151.207	1.691.296	-21,38	2.295.176	1.898.567	-17,28
HONG KONG	483.573	332.659	-31,21	200.671	131.214	-34,61
KOREA, REPUBLIC OF	42.287	33.312	-21,22	121.858	86.402	-29,1
TAIWAN	2.976.579	3.777.118	26,89	970.814	1.348.004	38,85
CHINA	0	764.716	-	0	158.587	-
THAILAND	352.309	1.756.001	398,43	229.520	898.910	291,65
SINGAPORE	10.308.346	13.202.034	28,07	3.539.895	5.521.634	55,98

TABEL 5. PERKEMBANGAN EKSPOR INDONESIA MENURUT KOMODITI DAN NEGARA TUJUAN

JENIS BARANG	BERAT BERSIH (KG)		PERUB	NILAI FOB (US \$)		PERUB
	JAN-JUL 2007	JAN-JUL 2008	%	JAN-JUL 2007	JAN-JUL 2008	%
(1)	(2)	(3)	(4)	(5)	(6)	(7)
PHILIPPINES	4.806.594	10.122.447	110,6	2.204.220	3.175.832	44,08
MALAYSIA	15.070.604	15.106.800	0,24	4.368.147	5.463.381	25,07
BRUNEI DARUSSALAM	38.562	31.395	-18,59	81.271	77.908	-4,14
VIET NAM	5.317	2.912.230	54672,05	6.150	1.806.772	29278,41
INDIA	488.811	308.210	-36,95	260.035	206.860	-20,45
PAKISTAN	0	20.000	-	0	6.290	-
SRI LANKA	403	0	-100	1.457	0	-100
SAUDI ARABIA	178.027	113.184	-36,42	199.272	100.958	-49,34
KUWAIT	10	14.232	142220	10	21.155	211450
LEBANON	95	0	-100	200	0	-100
OMAN	0	750	-	0	450	-
UNITED ARAB EMIRATES	54.005	66.522	23,18	69.818	92.721	32,8
QATAR	27.230	15.889	-41,65	39.335	25.486	-35,21
BAHRAIN	0	602	-	0	362	-
NIGERIA	5.420	821	-84,85	1.250	156	-87,52
BENIN	3.284	0	-100	1.000	0	-100
AUSTRALIA	19.805	21.464	8,38	26.515	19.304	-27,2
EAST TIMOR	0	96.315	-	0	96.445	-
UNITED STATES	398.157	749.462	88,23	542.379	1.143.693	110,87
CANADA	14.656	20.011	36,54	16.628	25.089	50,88
UNITED KINGDOM	0	108	-	0	45	-
NETHERLANDS	19.100	16.592	-13,13	36.286	26.101	-28,07
FRANCE	1.737	0	-100	1.683	0	-100
GERMANY, FED. REP. OF	1	0	-100	20	0	-100
BELGIUM	64.770	0	-100	303.136	0	-100
DENMARK	50	0	-100	50	0	-100
SWEDEN	0	34.798	-	0	23.130	-
SLOVENIA	6.005	0	-100	4.605	0	-100
BUAH-BUAHAN	111.344.275	127.843.869	14,82	61.199.937	74.139.621	21,14
JAPAN	437.045	100.708	-76,96	306.879	149.717	-51,21
HONG KONG	3.113.468	1.617.378	-48,05	1.615.875	977.023	-39,54
KOREA, REPUBLIC OF	383.612	105.752	-72,43	279.329	174.966	-37,36
TAIWAN	91.232	134.555	47,49	27.700	130.779	372,13
CHINA	4.047.877	3.835.765	-5,24	2.094.077	1.932.260	-7,73
PAPUA NEW GUINEA	0	57	-	0	190	-
THAILAND	0	90.000	-	0	74.000	-
SINGAPORE	4.925.964	9.698.157	96,88	2.837.476	5.350.985	88,58
PHILIPPINES	34.000	0	-100	9.084	0	-100
MALAYSIA	4.385.545	3.405.165	-22,35	1.896.829	1.108.281	-41,57
BRUNEI DARUSSALAM	12.687	25.390	100,13	31.402	68.204	117,2
NEPAL	8.607.619	9.150.535	6,31	3.454.256	4.423.218	28,05
VIET NAM	506.727	421.681	-16,78	291.758	295.923	1,43
MALDIVES	0	27.600	-	0	34.622	-
INDIA	40.563.084	44.161.434	8,87	21.004.541	24.944.364	18,76
PAKISTAN	35.018.701	40.384.661	15,32	22.938.900	25.932.890	13,05
BANGLADESH	6.306.933	12.170.569	92,97	2.543.873	7.058.652	177,48
IRAN (ISLAMIC REPUBLIC OF)	1.357.070	673.474	-50,37	472.615	312.736	-33,83
SAUDI ARABIA	365.033	492.222	34,84	178.491	275.478	54,34
KUWAIT	116.545	30.213	-74,08	47.277	22.278	-52,88
OMAN	0	16.300	-	0	9.781	-
SYRIA ARAB REPUBLIC	27.000	0	-100	14.420	0	-100
UNITED ARAB EMIRATES	827.749	995.130	20,22	493.289	523.234	6,07
QATAR	2.707	37.105	1270,71	2.884	26.127	805,93
BAHRAIN	4.693	31.511	571,45	3.311	18.540	459,95
EGYPT	0	55.770	-	0	23.595	-
SOUTH AFRICA	16.422	0	-100	17.078	0	-100
AUSTRALIA	786	1.853	135,75	2.357	4.204	78,36
EAST TIMOR	0	12.212	-	0	13.369	-
UNITED STATES	33.644	28.435	-15,48	380.208	23.985	-93,69
CANADA	8	0	-100	8	0	-100
SURINAME	87	0	-100	721	0	-100
NETHERLANDS	114.814	75.577	-34,17	203.340	127.276	-37,41
FRANCE	31.702	33.705	6,32	45.967	68.224	48,42
GERMANY, FED. REP. OF	11.032	0	-100	5.516	0	-100
AUSTRIA	28	0	-100	21	0	-100
BELGIUM	440	0	-100	440	0	-100
SWITZERLAND	21	9.630	45757,14	15	3.370	22366,67
ITALY	0	900	-	0	450	-
RUSSIA FEDERATION	0	20.425	-	0	30.900	-
KULIT KERANG DAN LAIN-LAIN	4.540.856	4.411.291	-2,85	1.638.061	1.592.721	-2,77
JAPAN	247.602	308.695	24,67	133.434	123.468	-7,47
HONG KONG	144.943	47.642	-67,13	40.718	18.020	-55,74
KOREA, REPUBLIC OF	101.556	40.244	-60,37	72.745	49.707	-31,67
TAIWAN	0	449	-	0	102	-
CHINA	3.564.526	3.579.908	0,43	839.036	943.698	12,47
THAILAND	17.765	37.221	109,52	46.183	65.622	42,09

TABEL 5. PERKEMBANGAN EKSPOR INDONESIA MENURUT KOMODITI DAN NEGARA TUJUAN

JENIS BARANG	BERAT BERSIH (KG)		PERUB	NILAI FOB (US \$)		PERUB
	JAN-JUL 2007	JAN-JUL 2008	%	JAN-JUL 2007	JAN-JUL 2008	%
(1)	(2)	(3)	(4)	(5)	(6)	(7)
SINGAPORE	11.265	2.515	-77,67	100.246	24.456	-75,6
PHILIPPINES	10.395	0	-100	1.039	0	-100
MALAYSIA	16.915	650	-96,16	23.131	266	-98,85
VIET NAM	305.059	274.567	-10	153.692	206.793	34,55
INDIA	4.905	37.286	660,16	2.462	5.637	128,96
MADAGASCAR	0	3.669	-	0	2.879	-
AUSTRALIA	1.237	13.140	962,25	771	5.898	664,98
UNITED STATES	12.789	10.666	-16,6	14.834	11.389	-23,22
CANADA	0	950	-	0	220	-
MEXICO	0	126	-	0	390	-
BRAZIL	92	0	-100	177	0	-100
UNITED KINGDOM	8.121	0	-100	8.701	0	-100
NETHERLANDS	311	25.000	7938,59	132	8.500	6339,39
GERMANY, FED. REP. OF	9.422	8.500	-9,79	5.250	4.250	-19,05
ITALY	83.590	18.959	-77,32	195.007	113.734	-41,68
SPAIN	363	1.104	204,13	503	7.692	1429,22
TANAMAN OBAT	6.821.290	4.652.350	-31,8	5.718.489	5.217.369	-8,76
JAPAN	41.575	33.497	-19,43	211.313	126.499	-40,14
HONG KONG	525.928	151.740	-71,15	101.053	124.631	23,33
KOREA, REPUBLIC OF	67.016	22.072	-67,06	67.358	61.343	-8,93
TAIWAN	1.549.631	1.247.696	-19,48	1.031.455	552.297	-46,45
CHINA	114.524	244.278	113,3	99.781	90.079	-9,72
THAILAND	20.368	0	-100	7.568	0	-100
SINGAPORE	1.888.203	1.194.431	-36,74	1.722.183	1.122.635	-34,81
MALAYSIA	92.817	389.249	319,37	55.406	179.732	224,39
VIET NAM	55.805	74.915	34,24	25.229	41.045	62,69
MALDIVES	0	202	-	0	5.006	-
INDIA	218.106	302.079	38,5	373.128	407.621	9,24
PAKISTAN	26.000	0	-100	10.400	0	-100
SAUDI ARABIA	713.932	300.521	-57,91	892.929	756.950	-15,23
KUWAIT	100	797	697	2.500	15.610	524,4
JORDAN	0	1.297	-	0	1.978	-
YEMEN	500	0	-100	1.250	0	-100
OMAN	0	13.421	-	0	10.410	-
TURKEY	0	1.105	-	0	3.166	-
UNITED ARAB EMIRATES	827.512	214.295	-74,1	239.597	154.363	-35,57
QATAR	0	4.507	-	0	10.620	-
EGYPT	38.649	296	-99,23	29.084	1.133	-96,1
LIBYAN ARAB JAMAHIRIYA	0	61.700	-	0	32.270	-
MOROCCO	7.807	4.072	-47,84	18.685	12.773	-31,64
SUDAN	109.150	154.550	41,59	28.726	46.926	63,36
GHANA	16.240	0	-100	16.240	0	-100
CAMEROON	126.000	0	-100	131.700	0	-100
NIGERIA	36.000	17.000	-52,78	7.200	3.400	-52,78
BENIN	34.000	0	-100	6.800	0	-100
NIGER	72.000	0	-100	14.400	0	-100
CHAD	72.000	0	-100	18.100	0	-100
MAURITIUS	0	220	-	0	1.100	-
AUSTRALIA	0	283	-	0	820	-
UNITED STATES	3.052	2.026	-33,62	13.901	5.638	-59,44
CANADA	520	2.320	346,15	1.760	4.640	163,64
SURINAME	374	0	-100	7.749	0	-100
COLOMBIA	0	66	-	0	780	-
DOMINICAN REPUBLIC	0	140	-	0	98	-
UNITED KINGDOM	781	3.398	335,08	4.419	12.423	181,13
NETHERLANDS	10	535	5250	2.590	25.225	873,94
FRANCE	5.532	14.791	167,37	199.790	869.583	335,25
GERMANY, FED. REP. OF	64.189	124.023	93,22	127.042	261.380	105,74
BELGIUM	4.891	60	-98,77	1.169	277	-76,3
SWITZERLAND	0	100	-	0	350	-
ITALY	21.471	7.133	-66,78	32.727	12.496	-61,82
SPAIN	7.000	0	-100	15.629	0	-100
GREECE	59	0	-100	1.169	0	-100
YUGOSLAVIA	0	36	-	0	298	-
LATVIA	20.596	7.270	-64,7	33.162	22.514	-32,11
RUSSIA FEDERATION	38.952	56.229	44,35	165.297	239.260	44,75
-GANGGANG LAUT	49.493.198	51.300.005	3,65	27.875.176	44.946.584	61,24
JAPAN	356.669	259.513	-27,24	2.209.530	1.632.706	-26,11
HONG KONG	7.747.739	3.998.122	-48,4	1.951.580	1.333.282	-31,68
KOREA, REPUBLIC OF	2.865.705	2.544.078	-11,22	1.785.201	2.396.386	34,24
TAIWAN	323.867	259.781	-19,79	101.500	68.767	-32,25
CHINA	16.905.973	22.986.877	35,97	7.872.466	16.029.243	103,61
THAILAND	320.499	182.561	-43,04	235.643	172.217	-26,92
SINGAPORE	53.358	30.615	-42,62	489.885	1.457.447	197,51
PHILIPPINES	5.261.924	7.119.427	35,3	3.196.696	8.391.555	162,51
MALAYSIA	506.987	686.654	35,44	836.896	854.394	2,09

TABEL 5. PERKEMBANGAN EKSPOR INDONESIA MENURUT KOMODITI DAN NEGARA TUJUAN

JENIS BARANG	BERAT BERSIH (KG)		PERUB	NILAI FOB (US \$)		PERUB
	JAN-JUL 2007	JAN-JUL 2008	%	JAN-JUL 2007	JAN-JUL 2008	%
(1)	(2)	(3)	(4)	(5)	(6)	(7)
VIET NAM	3.831.323	4.837.605	26,26	1.264.202	1.672.962	32,33
MOROCCO	168.006	0	-100	64.460	0	-100
TUNISIA	309.998	99.999	-67,74	142.400	101.500	-28,72
AUSTRALIA	181.000	137.747	-23,9	409.280	496.325	21,27
UNITED STATES	2.020.365	1.001.817	-50,41	1.875.181	1.120.835	-40,23
CANADA	0	96.000	-	0	38.400	-
MEXICO	60.000	80.000	33,33	30.000	46.000	53,33
PANAMA	14.000	0	-100	7.000	0	-100
CHILE	1.576.088	782.650	-50,34	856.683	1.713.269	99,99
VENEZUELA	36.000	0	-100	18.000	0	-100
ARGENTINA	341.000	413.500	21,26	204.280	224.055	9,68
BRAZIL	780.000	600.000	-23,08	390.000	350.000	-10,26
DOMINICAN REPUBLIC	20.000	20.000	0	10.000	10.000	0
UNITED KINGDOM	283.500	547.900	93,26	753.054	2.447.872	225,06
NETHERLANDS	389	724	86,12	892	1.239	38,9
FRANCE	1.420.839	1.826.200	28,53	660.473	1.652.921	150,26
GERMANY, FED. REP. OF	207.800	262.006	26,09	413.570	554.695	34,12
BELGIUM	126.000	290.000	130,16	257.460	743.050	188,61
DENMARK	1.594.509	1.272.780	-20,18	661.512	440.368	-33,43
ITALY	20.000	28.000	40	74.319	106.718	43,59
SPAIN	2.054.500	830.254	-59,59	914.562	425.282	-53,5
POLAND	21.000	21.000	0	75.600	126.000	66,67
LITHUANIA	63.000	42.000	-33,33	35.700	119.700	235,29
RUSSIA FEDERATION	21.160	42.195	99,41	77.151	219.396	184,37
-LAINNYA	2.331.150	17.362.366	644,8	1.845.292	1.479.993	-19,8
JAPAN	10.280	1.904	-81,48	43.271	10.304	-76,19
HONG KONG	869	59.507	6747,76	5.658	25.401	348,94
KOREA, REPUBLIC OF	34.352	51.319	49,39	19.422	14.275	-26,5
TAIWAN	1.186.035	1.679.677	41,62	604.626	812.085	34,31
CHINA	495.653	227.700	-54,06	38.535	44.994	16,76
THAILAND	0	14.945.636	-	0	298.137	-
SINGAPORE	356.188	17.745	-95,02	719.916	33.607	-95,33
MALAYSIA	71.918	218.803	204,24	25.285	78.212	209,32
INDIA	12.500	0	-100	600	0	-100
SAUDI ARABIA	0	21.695	-	0	14.016	-
KUWAIT	49	66	34,69	84	15	-82,14
UNITED ARAB EMIRATES	450	150	-66,67	400	5.850	1362,5
QATAR	0	1.400	-	0	1.200	-
CYPRUS	0	135	-	0	496	-
EGYPT	0	177	-	0	1.576	-
REUNION	0	3.528	-	0	3.770	-
SEYCHELLES	0	338	-	0	300	-
SOUTH AFRICA	25	251	904	629	190	-69,79
MAURITIUS	0	1.691	-	0	1.602	-
AUSTRALIA	40.022	6.721	-83,21	59.670	7.258	-87,84
NEW CALEDONIA	0	38	-	0	66	-
FIJI	109	0	-100	600	0	-100
UNITED STATES	59.243	29.021	-51,01	162.454	47.272	-70,9
CANADA	2.976	202	-93,21	9.467	333	-96,48
NICARAGUA	0	861	-	0	1.332	-
CHILE	0	1	-	0	1	-
VENEZUELA	699	0	-100	7.566	0	-100
ARGENTINA	19	0	-100	24	0	-100
BRAZIL	0	423	-	0	1.239	-
JAMAICA	0	820	-	0	1.636	-
FRENCH GUIANA	0	29	-	0	129	-
UNITED KINGDOM	10.394	583	-94,39	37.995	2.405	-93,67
NETHERLANDS	28.465	1.871	-93,43	59.301	9.942	-83,23
FRANCE	255	21.688	8405,1	925	16.203	1651,68
GERMANY, FED. REP. OF	7.123	26.481	271,77	9.006	9.608	6,68
BELGIUM	0	977	-	0	1.411	-
SWITZERLAND	22	0	-100	56	0	-100
DENMARK	0	27	-	0	21	-
ITALY	3.905	9.187	135,26	17.044	10.723	-37,09
SPAIN	4.146	7.705	85,84	16.837	10.208	-39,37
GREECE	0	9.958	-	0	6.653	-
ANDORRA	0	69	-	0	32	-
HUNGARY	4.800	6.300	31,25	4.580	5.100	11,35
ROMANIA	653	0	-100	1.341	0	-100
CROATIA	0	7.682	-	0	2.391	-
-MUTIARA	942	1.046	11,04	6.478.923	8.158.900	25,93
JAPAN	461	412	-10,63	4.398.691	3.678.106	-16,38
HONG KONG	15	26	73,33	125.358	310.332	147,56
KOREA, REPUBLIC OF	0	1	-	0	20.006	-
THAILAND	19	148	678,95	16.180	307	-98,1
SINGAPORE	32	0	-100	163.198	0	-100

TABEL 5. PERKEMBANGAN EKSPOR INDONESIA MENURUT KOMODITI DAN NEGARA TUJUAN

JENIS BARANG	BERAT BERSIH (KG)		PERUB %	NILAI FOB (US \$)		PERUB %
	JAN-JUL 2007	JAN-JUL 2008		JAN-JUL 2007	JAN-JUL 2008	
(1)	(2)	(3)	(4)	(5)	(6)	(7)
MALAYSIA	0	2	-	0	63.319	-
VIET NAM	0	1	-	0	1.096	-
INDIA	8	1	-87,5	11.824	2.000	-83,09
AUSTRALIA	407	449	10,32	1.763.672	4.072.562	130,91
CANADA	0	6	-	0	11.172	-
-LAINNYA	216.374.032	190.724.181	-11,85	91.114.418	98.322.326	7,91
JAPAN	6.585.171	9.701.403	47,32	6.325.359	7.289.725	15,25
HONG KONG	1.483.150	444.371	-70,04	1.185.843	466.760	-60,64
KOREA, REPUBLIC OF	2.159.076	15.399.041	613,22	1.415.799	5.888.611	315,92
TAIWAN	3.423.031	3.491.608	2	1.476.023	1.404.448	-4,85
CHINA	23.331.329	20.304.414	-12,97	3.339.625	2.995.135	-10,32
THAILAND	13.297.738	9.072.531	-31,77	681.862	1.707.046	150,35
SINGAPORE	19.765.766	19.047.031	-3,64	22.765.707	26.002.433	14,22
PHILIPPINES	27.812.279	16.804.338	-39,58	5.574.857	5.396.859	-3,19
MALAYSIA	79.773.784	60.376.917	-24,31	20.786.293	22.385.977	7,7
MYANMAR (FORM. BURMA)	36.000	180.000	400	22.398	181.378	709,8
BRUNEI DARUSSALAM	500	3.325	565	2.511	19.681	683,79
LAO PEOPLE'S DEMOCRATIC REPUB	0	20	-	0	100	-
VIET NAM	4.171.642	12.952.114	210,48	1.140.022	4.723.250	314,31
MALDIVES	10.178	13.594	33,56	5.475	4.130	-24,57
INDIA	3.203.870	718.220	-77,58	4.694.635	1.145.844	-75,59
PAKISTAN	14.067.773	12.345.380	-12,24	2.054.514	1.692.660	-17,61
BANGLADESH	252.500	0	-100	196.230	0	-100
SRI LANKA	260.830	26.439	-89,86	396.843	40.295	-89,85
IRAQ	110.880	0	-100	38.376	0	-100
IRAN (ISLAMIC REPUBLIC OF)	80.000	0	-100	51.360	0	-100
SAUDI ARABIA	47.771	21.427	-55,15	49.098	83.507	70,08
ISRAEL	0	102.307	-	0	122.693	-
KUWAIT	82.854	108.574	31,04	291.154	27.286	-90,63
JORDAN	0	20	-	0	10	-
LEBANON	13.957	145	-98,96	19.172	938	-95,11
YEMEN	328	0	-100	1.990	0	-100
OMAN	10.000	6.725	-32,75	5.350	6.688	25,01
TURKEY	3.550	175	-95,07	28.812	50	-99,83
UNITED ARAB EMIRATES	4.516	718.339	15806,53	15.051	780.697	5087,01
BAHRAIN	0	11	-	0	5	-
CYPRUS	0	13	-	0	72	-
EGYPT	229.032	54.479	-76,21	145.700	110.578	-24,11
MOROCCO	0	46.271	-	0	65.181	-
TUNISIA	0	51.000	-	0	68.154	-
TANZANIA, UNITED REPUBLIC OF	72.000	18.000	-75	47.304	19.800	-58,14
REUNION	206	47	-77,18	333	407	22,22
MOZAMBIQUE	36.000	0	-100	21.240	0	-100
GHANA	38.000	0	-100	22.040	0	-100
LIBERIA	162.000	0	-100	99.992	0	-100
GUINEA	315.000	35.000	-88,89	192.150	42.875	-77,69
NIGERIA	26.424	20.347	-23	75.675	36.001	-52,43
SENEGAL	13	0	-100	442	0	-100
GAMBIA	9.101	0	-100	26.892	0	-100
SOUTH AFRICA	332.516	103	-99,97	217.071	34	-99,98
MAURITIUS	19	1.823	9494,74	85	2.000	2252,94
AUSTRALIA	65.944	53.741	-18,51	362.333	450.756	24,4
NEW ZEALAND	17.236	2.602	-84,9	11.099	11.331	2,09
PALAU	0	207	-	0	595	-
NEW CALEDONIA	152	77	-49,34	1.577	370	-76,54
NORTHERN MARIANA ISLANDS	1.680	0	-100	2.499	0	-100
SAMOA	105	0	-100	320	0	-100
TONGA	0	37	-	0	28	-
EAST TIMOR	257.805	14	-99,99	167.214	435	-99,74
UNITED STATES	10.156.669	2.232.181	-78,02	8.199.890	3.608.324	-56
CANADA	36.851	93.890	154,78	262.702	163.727	-37,68
MEXICO	2.577	18.378	613,15	3.081	21.676	603,54
NICARAGUA	0	342.000	-	0	390.670	-
SURINAME	58	0	-100	524	0	-100
VENEZUELA	19.000	360.000	1794,74	13.017	407.514	3030,63
ARGENTINA	3.734	2.868	-23,19	5.365	4.812	-10,31
BRAZIL	43.546	626.251	1338,14	92.317	990.901	973,37
COLOMBIA	6.000	2.000	-66,67	30.000	11.380	-62,07
URUGUAY	0	26.000	-	0	39.000	-
PERU	31	0	-100	168	0	-100
PUERTO RICO	0	38	-	0	129	-
DOMINICAN REPUBLIC	0	169.000	-	0	186.375	-
COSTA RICA	36.014	0	-100	26.402	0	-100
FRENCH POLYNESIA	12	49	308,33	44	119	170,45
GRENADA	1.000	0	-100	150	0	-100
MARTINIQUE	17.998	0	-100	12.438	0	-100
NETHERLANDS ANTILLES	0	2.550	-	0	9.494	-

TABEL 5. PERKEMBANGAN EKSPOR INDONESIA MENURUT KOMODITI DAN NEGARA TUJUAN

JENIS BARANG	BERAT BERSIH (KG)		PERUB	NILAI FOB (US \$)		PERUB
	JAN-JUL 2007	JAN-JUL 2008	%	JAN-JUL 2007	JAN-JUL 2008	%
(1)	(2)	(3)	(4)	(5)	(6)	(7)
UNITED KINGDOM	95.188	5.391	-94,34	362.163	35.585	-90,17
NETHERLANDS	621.055	944.807	52,13	1.191.442	1.585.593	33,08
FRANCE	88.816	94.276	6,15	81.260	187.924	131,26
GERMANY, FED. REP. OF	263.734	162.914	-38,23	537.861	260.841	-51,5
AUSTRIA	376	273	-27,39	1.961	840	-57,16
BELGIUM	4.300	31.913	642,16	20.805	47.770	129,61
SWITZERLAND	556	195	-64,93	7.971	7.400	-7,16
DENMARK	489.010	341.762	-30,11	2.633.367	2.804.874	6,51
SWEDEN	1.154	167	-85,53	2.757	175	-93,65
FINLAND	2.000	10	-99,5	28.309	1.248	-95,59
IRELAND	0	30	-	0	1.532	-
ITALY	273.895	121.731	-55,56	710.370	604.375	-14,92
SPAIN	159.203	95.600	-39,95	705.461	783.176	11,02
PORTUGAL	20.376	15.161	-25,59	13.757	19.848	44,28
GREECE	3.330	0	-100	13.433	0	-100
HUNGARY	30	16.145	53716,67	1.073	24.669	2199,07
POLAND	367	108.513	29467,57	363	131.559	36142,15
BULGARIA	31.233	25.560	-18,16	17.817	26.547	49
UKRAINE	686	10.000	1357,73	170.071	18.500	-89,12
LITHUANIA	2.492	0	-100	12.220	0	-100
LATVIA	28.821	15.999	-44,49	21.183	18.100	-14,55
ESTONIA	2.368.740	2.194.500	-7,36	1.482.746	2.105.432	42
SLOVENIA	37.499	540.400	1341,11	25.364	621.784	2351,44
CZECH REPUBLIC	1.729	424	-75,48	10.218	20.298	98,65
RUSSIA FEDERATION	4.246	975	-77,04	458.023	5.312	-98,84
-KAYU LAPIS	1.017.115.103	1.045.082.024	2,75	904.397.209	924.114.756	2,18
JAPAN	438.115.298	323.838.807	-26,08	419.984.596	290.534.050	-30,82
HONG KONG	7.194.494	9.957.967	38,41	5.594.988	7.375.201	31,82
KOREA, REPUBLIC OF	62.354.989	64.169.039	2,91	47.400.406	50.458.158	6,45
TAIWAN	87.559.229	103.055.344	17,7	52.570.837	66.233.794	25,99
CHINA	74.444.386	80.073.157	7,56	45.856.329	51.985.258	13,37
THAILAND	3.442.947	4.750.848	37,99	2.261.356	3.493.540	54,49
SINGAPORE	10.462.136	17.663.798	68,84	7.669.567	14.102.959	83,88
PHILIPPINES	226.121	197.240	-12,77	176.721	204.765	15,87
MALAYSIA	12.064.688	14.291.014	18,45	9.526.067	9.513.416	-0,13
VIET NAM	1.167.225	1.945.834	66,71	735.312	1.221.473	66,12
MALDIVES	22.326	112.540	404,08	27.500	94.500	243,64
INDIA	62.808	2.946.557	4591,37	65.201	3.273.709	4920,95
PAKISTAN	0	1.644	-	0	2.170	-
BANGLADESH	0	75.000	-	0	30.700	-
SRI LANKA	0	35.594	-	0	10.902	-
IRAQ	0	73.440	-	0	66.478	-
IRAN (ISLAMIC REPUBLIC OF)	50.490	0	-100	59.047	0	-100
SAUDI ARABIA	33.535.526	72.069.240	114,9	28.185.960	63.101.585	123,88
KUWAIT	7.260.475	10.429.460	43,65	6.807.107	10.575.464	55,36
JORDAN	13.202.080	23.071.167	74,75	10.441.695	21.034.952	101,45
LEBANON	2.186.678	2.289.806	4,72	1.802.756	2.080.644	15,41
YEMEN	780.966	0	-100	545.699	0	-100
OMAN	2.542.901	8.211.439	222,92	2.389.109	7.949.618	232,74
SYRIA ARAB REPUBLIC	531.659	1.930.322	263,08	368.163	1.762.772	378,8
TURKEY	7.681.282	16.058.353	109,06	4.422.531	15.737.156	255,84
UNITED ARAB EMIRATES	58.394.042	73.042.902	25,09	49.907.255	62.776.396	25,79
QATAR	11.524.216	10.814.968	-6,15	10.161.645	10.472.809	3,06
BAHRAIN	2.500.460	2.490.139	-0,41	1.939.588	2.152.869	11
CYPRUS	0	23.059	-	0	56.048	-
EGYPT	8.467.367	11.849.906	39,95	6.669.090	9.081.137	36,17
LIBYAN ARAB JAMAHIRIYA	44.000	4.801.492	10812,48	30.542	4.043.884	13140,4
MOROCCO	1.311.212	0	-100	1.253.869	0	-100
ALGERIA	15.252.666	7.293.138	-52,18	11.956.354	5.960.008	-50,15
REUNION	9.537	62.989	560,47	12.501	63.024	404,15
ANGOLA	226.461	0	-100	163.309	0	-100
COTE D'IVOIRE	18.379	0	-100	14.598	0	-100
SOUTH AFRICA	431.205	642.885	49,09	427.334	687.815	60,95
MAURITIUS	0	21.219	-	0	17.461	-
AUSTRALIA	11.270.493	13.434.561	19,2	14.020.586	17.408.613	24,16
NEW ZEALAND	412.507	333.352	-19,19	448.909	354.771	-20,97
NEW CALEDONIA	19.379	3.150	-83,75	13.218	3.409	-74,21
UNITED STATES	61.833.903	63.831.957	3,23	61.373.746	60.848.939	-0,86
CANADA	3.229.360	2.321.828	-28,1	3.462.241	2.747.907	-20,63
MEXICO	2.506.695	5.108.808	103,81	2.313.533	4.649.208	100,96
NICARAGUA	181.120	34.410	-81	255.403	50.497	-80,23
TRINIDAD AND TOBAGO	0	25.184	-	0	25.355	-
JAMAICA	75.868	24.939	-67,13	75.811	25.052	-66,95
PUERTO RICO	197.984	142.906	-27,82	231.615	167.502	-27,68
BELIZE	0	14.694	-	0	14.576	-
COSTA RICA	46.823	0	-100	131.848	0	-100
FRENCH POLYNESIA	28.943	27.903	-3,59	25.610	21.352	-16,63

TABEL 5. PERKEMBANGAN EKSPOR INDONESIA MENURUT KOMODITI DAN NEGARA TUJUAN

JENIS BARANG	BERAT BERSIH (KG)		PERUB	NILAI FOB (US \$)		PERUB
	JAN-JUL 2007	JAN-JUL 2008	%	JAN-JUL 2007	JAN-JUL 2008	%
(1)	(2)	(3)	(4)	(5)	(6)	(7)
MARTINIQUE	0	119	-	0	379	-
NETHERLANDS ANTILLES	0	18.959	-	0	18.312	-
SAINT KITTS AND NEVIS	0	859	-	0	1.278	-
UNITED KINGDOM	9.130.225	13.128.617	43,79	10.450.560	15.224.585	45,68
NETHERLANDS	11.132.392	11.895.024	6,85	16.099.840	17.109.328	6,27
FRANCE	2.576.622	1.817.676	-29,46	2.996.505	2.386.492	-20,36
GERMANY, FED. REP. OF	23.492.628	27.800.848	18,34	31.547.697	42.979.486	36,24
BELGIUM	18.551.201	24.234.281	30,63	18.402.087	24.250.507	31,78
LUXEMBOURG	10.368	0	-100	17.280	0	-100
GIBRALTAR	0	15.178	-	0	47.433	-
DENMARK	557.806	682.877	22,42	738.732	1.209.516	63,73
NORWAY	193.028	399.701	107,07	265.419	486.305	83,22
SWEDEN	762.139	551.435	-27,65	752.404	567.237	-24,61
FINLAND	39.099	19.789	-49,39	70.775	47.343	-33,11
IRELAND	88.903	94.737	6,56	115.193	145.555	26,36
ITALY	4.850.456	4.854.057	0,07	6.878.960	7.039.824	2,34
SPAIN	354.806	119.174	-66,41	419.454	196.946	-53,05
GREECE	304.553	893.913	193,52	473.175	1.724.574	264,47
POLAND	1.937.288	4.252.728	119,52	2.940.906	7.265.355	147,04
ROMANIA	160.346	136.268	-15,02	267.967	234.981	-12,31
BULGARIA	50.142	68.336	36,28	98.438	180.448	83,31
TURKMENISTAN	0	114.240	-	0	51.630	-
UKRAINE	49.425	144.386	192,13	78.508	134.055	70,75
ESTONIA	0	33.570	-	0	30.638	-
GEORGIA	0	42.000	-	0	93.243	-
CROATIA	0	4.294	-	0	6.978	-
MALTA	0	70.086	-	0	89.552	-
CZECH REPUBLIC	0	21.000	-	0	39.712	-
RUSSIA FEDERATION	2.352	73.873	3040,86	3.757	81.168	2060,45
-KAYU GERGAJIAN	124.427.384	32.661.098	-73,75	118.524.311	35.300.098	-70,22
JAPAN	30.439.561	7.208.848	-76,32	34.681.260	9.047.461	-73,91
HONG KONG	1.214.273	914.866	-24,66	573.536	704.419	22,82
KOREA, REPUBLIC OF	13.928.490	4.566.504	-67,21	11.070.320	3.311.950	-70,08
TAIWAN	17.863.321	425.345	-97,62	10.310.978	304.126	-97,05
CHINA	14.973.489	3.709.720	-75,22	7.734.309	2.763.628	-64,27
THAILAND	53.925	0	-100	56.877	0	-100
SINGAPORE	1.903.595	1.180.695	-37,98	1.450.587	769.872	-46,93
PHILIPPINES	4.108	0	-100	7.263	0	-100
MALAYSIA	3.106.474	4.637.855	49,3	2.113.703	2.913.413	37,83
BRUNEI DARUSSALAM	0	3.480	-	0	5.527	-
VIET NAM	4.455.185	1.347.468	-69,76	2.121.299	757.792	-64,28
INDIA	8.680	0	-100	15.592	0	-100
SRI LANKA	46.640	107.784	131,1	39.640	98.385	148,2
SAUDI ARABIA	2.094.788	0	-100	1.907.208	0	-100
KUWAIT	726.042	0	-100	642.179	0	-100
JORDAN	686.201	0	-100	675.810	0	-100
TURKEY	23.383	15.572	-33,4	50.286	17.750	-64,7
UNITED ARAB EMIRATES	81.448	60.222	-26,06	82.181	33.033	-59,8
QATAR	62.370	22.065	-64,62	51.648	31.902	-38,23
EGYPT	808.606	0	-100	733.879	0	-100
ALGERIA	152.531	0	-100	148.530	0	-100
REUNION	9.537	0	-100	13.003	0	-100
SEYCHELLES	0	20.492	-	0	42.404	-
SOUTH AFRICA	1.113.571	212.982	-80,87	1.204.614	280.921	-76,68
MAURITIUS	17.564	15.633	-10,99	9.267	31.426	239,12
AUSTRALIA	1.636.033	1.092.111	-33,25	1.908.690	1.835.801	-3,82
NEW ZEALAND	247.909	183.219	-26,09	128.808	83.591	-35,1
NEW CALEDONIA	9.370	745	-92,05	14.509	1.449	-90,01
UNITED STATES	4.814.400	1.779.750	-63,03	2.875.482	751.734	-73,86
CANADA	98.240	4.276	-95,65	104.968	5.056	-95,18
MEXICO	896	0	-100	861	0	-100
TRINIDAD AND TOBAGO	307.014	0	-100	131.172	0	-100
COSTA RICA	23.163	0	-100	64.221	0	-100
FRENCH POLYNESIA	1.475	0	-100	2.823	0	-100
MARTINIQUE	0	3.098	-	0	3.100	-
NETHERLANDS ANTILLES	6.251	176	-97,18	10.197	314	-96,92
TURKS AND CAICOS ISLANDS	19.646	0	-100	13.576	0	-100
UNITED KINGDOM	1.024.780	493.609	-51,83	2.229.508	1.065.053	-52,23
NETHERLANDS	8.033.088	3.429.672	-57,31	11.854.273	8.648.640	-27,04
FRANCE	826.106	137.126	-83,4	1.252.403	196.142	-84,34
GERMANY, FED. REP. OF	8.062.487	191.953	-97,62	13.652.998	271.216	-98,01
AUSTRIA	17.312	0	-100	16.591	0	-100
BELGIUM	868.062	138.832	-84,01	1.267.156	213.590	-83,14
SWITZERLAND	0	944	-	0	2.405	-
DENMARK	202.415	458	-99,77	338.406	1.069	-99,68
NORWAY	15.439	11.867	-23,14	28.559	13.275	-53,52
SWEDEN	81.376	0	-100	108.973	0	-100

TABEL 5. PERKEMBANGAN EKSPOR INDONESIA MENURUT KOMODITI DAN NEGARA TUJUAN

JENIS BARANG	BERAT BERSIH (KG)		PERUB	NILAI FOB (US \$)		PERUB
	JAN-JUL 2007	JAN-JUL 2008	%	JAN-JUL 2007	JAN-JUL 2008	%
(1)	(2)	(3)	(4)	(5)	(6)	(7)
FINLAND	122.749	149.761	22,01	142.893	150.900	5,6
IRELAND	8.468	3.694	-56,38	26.148	10.775	-58,79
ITALY	2.441.125	135.051	-94,47	4.151.274	307.455	-92,59
SPAIN	139.355	37.268	-73,26	191.383	43.506	-77,27
PORTUGAL	0	29.194	-	0	20.197	-
GREECE	151.373	0	-100	273.951	0	-100
POLAND	1.391.431	330.669	-76,24	1.892.359	489.019	-74,16
ROMANIA	32.824	509	-98,45	53.851	890	-98,35
YUGOSLAVIA	0	172	-	0	341	-
AZERBAIJAN	2.190	0	-100	3.113	0	-100
UKRAINE	20.000	0	-100	38.997	0	-100
LITHUANIA	0	25.000	-	0	43.419	-
SLOVENIA	32.571	29.147	-10,51	42.194	25.899	-38,62
RUSSIA FEDERATION	16.054	3.266	-79,66	10.005	1.253	-87,48
-KAYU OLAHAN LAIN	1.020.564.394	687.122.094	-32,67	835.768.514	763.888.181	-8,6
JAPAN	87.501.012	84.743.562	-3,15	88.924.099	85.550.066	-3,79
HONG KONG	11.556.398	11.881.170	2,81	9.675.960	11.604.311	19,93
KOREA, DEMOCRATIC PEOPLE'S REI	0	17.768	-	0	20.081	-
KOREA, REPUBLIC OF	92.250.074	59.126.814	-35,91	42.700.441	41.685.802	-2,38
TAIWAN	50.772.722	31.770.167	-37,43	19.279.202	15.702.262	-18,55
CHINA	309.693.912	92.031.631	-70,28	57.732.340	49.508.742	-14,24
MACAU	37.433	751	-97,99	52.190	1.233	-97,64
PAPUA NEW GUINEA	3.531	1.843	-47,81	10.895	2.136	-80,39
THAILAND	1.523.870	659.601	-56,72	1.107.024	1.010.537	-8,72
SINGAPORE	14.706.651	26.581.124	80,74	11.962.457	13.740.200	14,86
PHILIPPINES	4.627.921	2.970.443	-35,81	966.646	1.108.967	14,72
MALAYSIA	17.756.901	14.695.016	-17,24	10.344.954	8.169.782	-21,03
MYANMAR (FORM. BURMA)	0	168	-	0	100	-
CAMBODIA	1.910	2.340	22,51	6.558	5.278	-19,52
BRUNEI DARUSSALAM	245.866	414.516	68,59	242.304	471.557	94,61
VIET NAM	13.512.872	17.232.664	27,53	4.711.717	7.145.655	51,66
MALDIVES	238.791	1.064.082	345,61	1.140.821	1.628.395	42,74
INDIA	2.484.946	3.723.035	49,82	1.873.225	3.281.337	75,17
PAKISTAN	760.704	460.788	-39,43	508.588	398.279	-21,69
BANGLADESH	26.910	364.961	1256,23	22.890	104.191	355,18
SRI LANKA	142.210	154.472	8,62	130.778	263.444	101,44
IRAQ	104.457	190.046	81,94	42.789	109.994	157,06
IRAN (ISLAMIC REPUBLIC OF)	477.480	685.896	43,65	464.832	694.390	49,39
SAUDI ARABIA	9.304.503	6.280.945	-32,5	3.228.205	2.378.831	-26,31
ISRAEL	958	236.047	24539,56	1.916	462.033	24014,46
KUWAIT	3.464.983	735.570	-78,77	1.686.304	487.896	-71,07
JORDAN	1.247.296	486.794	-60,97	566.460	339.392	-40,09
LEBANON	124.437	154.749	24,36	146.951	252.541	71,85
YEMEN	662.396	4.263.978	543,72	340.024	1.425.122	319,12
OMAN	44.561	78.901	77,06	21.810	89.296	309,43
SYRIA ARAB REPUBLIC	3.647.247	14.103.790	286,7	591.662	2.583.759	336,7
TURKEY	4.691.160	3.269.886	-30,3	5.740.910	4.493.374	-21,73
UNITED ARAB EMIRATES	12.716.010	4.918.225	-61,32	6.417.783	3.917.852	-38,95
QATAR	1.223.091	691.470	-43,47	452.963	888.265	96,1
BAHRAIN	700.630	235.590	-66,37	342.772	236.759	-30,93
CYPRUS	126.221	155.847	23,47	262.299	301.498	14,94
EGYPT	14.594.502	14.983.376	2,66	3.203.096	3.205.130	0,06
LIBYAN ARAB JAMAHIRIYA	85.713	125.797	46,77	106.925	183.630	71,74
MOROCCO	66.252	67.510	1,9	106.778	84.767	-20,61
TUNISIA	844.966	356.576	-57,8	676.603	149.725	-77,87
ALGERIA	515	498.702	96735,34	988	437.875	44219,33
SUDAN	717	17.993	2409,48	1.074	60.762	5557,54
ERITREA	14.137	0	-100	24.004	0	-100
NAMIBIA	248	2.351	847,98	744	5.653	659,81
ETHIOPIA	10.478	30.243	188,63	35.071	52.131	48,64
TANZANIA, UNITED REPUBLIC OF	14.819	8.882	-40,06	30.226	28.537	-5,59
MADAGASCAR	12.489	11.017	-11,79	10.960	22.577	105,99
SOMALIA	0	67.596	-	0	133.308	-
KENYA	22.141	3.355	-84,85	42.602	1.957	-95,41
REUNION	330.780	577.639	74,63	476.192	911.329	91,38
MOZAMBIQUE	20.733	19.921	-3,92	10.586	10.810	2,12
TOGO	9.240	0	-100	17.160	0	-100
GHANA	961	892	-7,18	2.288	2.060	-9,97
ANGOLA	6.013	3.408	-43,32	5.332	3.952	-25,88
CAMEROON	0	49	-	0	464	-
NIGERIA	0	10	-	0	225	-
GABON	3.895	2.498	-35,87	7.220	10.224	41,61
COTE D'IVOIRE	16.612	5.464	-67,11	23.939	7.112	-70,29
SENEGAL	15.024	20.838	38,7	15.154	23.653	56,08
MALI	560	0	-100	1.116	0	-100
BENIN	1.114	0	-100	2.288	0	-100
BURKINA FASO	1.114	0	-100	2.288	0	-100

TABEL 5. PERKEMBANGAN EKSPOR INDONESIA MENURUT KOMODITI DAN NEGARA TUJUAN

JENIS BARANG	BERAT BERSIH (KG)		PERUB %	NILAI FOB (US \$)		PERUB %
	JAN-JUL 2007	JAN-JUL 2008		JAN-JUL 2007	JAN-JUL 2008	
(1)	(2)	(3)	(4)	(5)	(6)	(7)
GAMBIA	1.114	0	-100	2.288	0	-100
U.S. VIRGIN ISLANDS	5.480	3.927	-28,34	14.295	6.551	-54,17
SEYCHELLES	56.045	159.054	183,8	199.614	354.990	77,84
UGANDA	0	1	-	0	8	-
DJIBOUTI	0	1.262	-	0	5.794	-
SOUTH AFRICA	7.363.412	8.242.117	11,93	8.122.468	11.573.556	42,49
MAURITIUS	121.255	285.958	135,83	201.970	511.406	153,21
VIRGIN ISLANDS (BRITISH)	7.806	4.181	-46,44	25.673	14.223	-44,6
AUSTRALIA	68.536.424	48.072.537	-29,86	79.722.138	62.144.530	-22,05
NEW ZEALAND	8.290.714	3.717.573	-55,16	8.672.386	3.956.795	-54,37
MICRONESIA, FEDERATED STATES C	0	1.839	-	0	9.381	-
GUAM	68.830	34.874	-49,33	150.923	72.996	-51,63
PALAU	661	3.382	411,65	3.210	7.702	139,94
NEW CALEDONIA	459.776	701.264	52,52	689.027	1.057.888	53,53
NORTHERN MARIANA ISLANDS	7.716	6.600	-14,46	24.605	20.580	-16,36
SAINT VINCENT AND THE GRENADIN	29.100	1.601	-94,5	21.971	3.083	-85,97
VANUATU	13.885	40.992	195,23	14.971	154.209	930,05
WALLIS AND FUTUNA ISLANDS	9.400	10.910	16,06	15.888	20.824	31,07
COOK ISLANDS	29.624	28.018	-5,42	90.092	33.348	-62,98
FIJI	128.484	61.559	-52,09	147.515	260.929	76,88
MARSHALL ISLANDS	2	0	-100	76	0	-100
SAMOA	947	1.002	5,81	2.706	3.082	13,9
SOLOMON ISLANDS	0	6.290	-	0	16.722	-
TONGA	371	1.607	333,15	458	6.651	1352,18
EAST TIMOR	55.830	52.536	-5,9	80.810	86.364	6,87
UNITED STATES	64.624.193	44.953.160	-30,44	142.159.884	105.215.324	-25,99
CANADA	4.132.669	3.594.567	-13,02	7.851.603	7.856.847	0,07
MEXICO	1.026.824	757.162	-26,26	2.750.599	1.743.569	-36,61
GUATEMALA	0	6.297	-	0	27.804	-
HONDURAS	33.149	7.825	-76,39	24.909	5.290	-78,76
NICARAGUA	1.403	12.477	789,31	1.052	20.621	1860,17
PANAMA	26.667	33.450	25,44	54.061	78.068	44,41
CHILE	244.054	276.076	13,12	454.406	621.647	36,8
VENEZUELA	65.325	38.631	-40,86	175.649	66.431	-62,18
ARGENTINA	237.188	362.328	52,76	467.330	703.333	50,5
BRAZIL	281.001	315.184	12,16	630.252	731.149	16,01
COLOMBIA	199.455	95.825	-51,96	352.500	141.356	-59,9
BOLIVIA	192	0	-100	314	0	-100
URUGUAY	8.897	57.471	545,96	29.969	107.699	259,37
ECUADOR	5.709	298	-94,78	5.878	692	-88,23
PERU	1.358	14.682	981,15	5.380	19.624	264,76
TRINIDAD AND TOBAGO	433	14.027	3139,49	895	39.440	4306,7
BAHAMAS	35.452	40.653	14,67	107.498	122.265	13,74
JAMAICA	98.941	88.420	-10,63	209.774	245.549	17,05
PUERTO RICO	38.229	98.998	158,96	92.699	258.315	178,66
BELIZE	1.790	0	-100	15.224	0	-100
DOMINICAN REPUBLIC	103.016	95.553	-7,24	187.788	259.755	38,32
EL SALVADOR	2.792	8.713	212,07	5.559	8.518	53,23
COSTA RICA	98.204	61.227	-37,65	134.047	124.060	-7,45
HAITI	0	19.515	-	0	25.621	-
BARBADOS	4.384	3.775	-13,89	4.769	6.750	41,54
ANTIGUA AND BARBUDA	8.905	14.164	59,06	36.687	37.464	2,12
ANGUILLA	14.668	0	-100	46.283	0	-100
ARUBA	32.999	58.455	77,14	51.791	88.781	71,42
BERMUDA	13.892	17.500	25,97	37.466	59.928	59,95
CAYMAN ISLANDS	2.149	881	-59	1.537	529	-65,58
DOMINICA	1.053	963	-8,55	2.036	3.775	85,41
FALKLAND ISLANDS (MALVINAS)	3.572	0	-100	4.662	0	-100
FRENCH GUIANA	15.882	17.281	8,81	29.082	54.449	87,23
FRENCH POLYNESIA	209.183	374.476	79,02	314.178	682.253	117,15
GRENADA	12.595	6.628	-47,38	16.143	30.689	90,11
MARTINIQUE	30.298	93.364	208,15	70.544	169.593	140,41
NETHERLANDS ANTILLES	191.991	287.195	49,59	573.318	1.179.223	105,68
NORFOLK ISLANDS	0	2.081	-	0	4.992	-
SAINT LUCIA	2.817	47.272	1578,1	2.891	182.593	6215,91
TURKS AND CAICOS ISLANDS	505.587	253.114	-49,94	539.041	566.495	5,09
GUADELOUPE	41.741	69.313	66,05	228.919	160.998	-29,67
SAINT KITTS AND NEVIS	15.000	10.296	-31,36	2.180	14.994	587,8
UNITED KINGDOM	24.254.511	22.950.342	-5,38	45.565.854	45.911.430	0,76
NETHERLANDS	55.292.681	44.077.671	-20,28	72.218.743	60.643.210	-16,03
FRANCE	14.299.580	13.631.675	-4,67	22.873.406	24.807.760	8,46
GERMANY, FED. REP. OF	33.978.769	29.260.605	-13,89	49.366.313	48.466.640	-1,82
AUSTRIA	190.635	176.232	-7,56	465.573	572.667	23
BELGIUM	20.774.637	14.293.353	-31,2	24.397.041	20.353.036	-16,58
SWITZERLAND	235.683	104.389	-55,71	543.105	478.440	-11,91
LUXEMBOURG	50.318	167.254	232,39	49.925	116.455	133,26
MONACO	0	287	-	0	1.141	-
DENMARK	5.640.652	4.037.863	-28,41	8.406.261	7.759.708	-7,69

TABEL 5. PERKEMBANGAN EKSPOR INDONESIA MENURUT KOMODITI DAN NEGARA TUJUAN

JENIS BARANG	BERAT BERSIH (KG)		PERUB	NILAI FOB (US \$)		PERUB
	JAN-JUL 2007	JAN-JUL 2008	%	JAN-JUL 2007	JAN-JUL 2008	%
(1)	(2)	(3)	(4)	(5)	(6)	(7)
NORWAY	4.114.971	3.576.185	-13,09	8.307.285	8.045.651	-3,15
SWEDEN	1.472.145	1.640.675	11,45	2.651.257	4.402.649	66,06
FINLAND	1.807.789	1.643.955	-9,06	3.099.818	3.705.072	19,53
IRELAND	1.950.373	2.060.353	5,64	4.066.787	4.375.278	7,59
ITALY	11.711.576	11.122.607	-5,03	22.195.090	25.421.211	14,54
SPAIN	7.243.882	6.259.903	-13,58	13.667.145	12.859.009	-5,91
PORTUGAL	2.041.815	1.455.812	-28,7	3.920.136	3.314.041	-15,46
ICELAND	26.240	23.940	-8,77	54.738	48.152	-12,03
GREECE	2.212.657	1.394.325	-36,98	2.941.734	2.577.209	-12,39
VATICAN CITY STATE (HOLY SEE)	4.357	0	-100	1.810	0	-100
ANDORRA	0	3.655	-	0	1.679	-
HUNGARY	166.984	184.823	10,68	457.475	354.813	-22,44
POLAND	8.473.395	8.000.042	-5,59	9.962.617	11.257.585	13
ROMANIA	60.065	306.865	410,89	100.296	460.624	359,26
BULGARIA	401.916	532.589	32,51	632.705	802.689	26,87
YUGOSLAVIA	40.185	138.604	244,91	72.709	188.849	159,73
ALBANIA	2.264	3.559	57,2	1.289	9.379	627,62
AZERBAIJAN	68.321	187.416	174,32	71.747	312.925	336,15
BELARUS	4.786	0	-100	15.369	0	-100
KAZAKHSTAN	190.219	319.292	67,85	296.067	642.017	116,85
MOLDOVA, REPUBLIC OF	0	15.592	-	0	15.763	-
UKRAINE	583.781	1.120.163	91,88	879.897	1.742.010	97,98
UZBEKISTAN	0	13.272	-	0	20.800	-
LITHUANIA	75.005	76.456	1,93	181.284	155.723	-14,1
LATVIA	529.167	385.574	-27,14	697.204	494.595	-29,06
ESTONIA	341.441	583.950	71,03	485.806	821.800	69,16
GEORGIA	34.779	117.708	238,45	43.716	215.213	392,3
CROATIA	390.553	478.801	22,6	934.915	931.738	-0,34
BOSNIA AND HERZEGOVINA	806	1.169	45,04	2.037	5.382	164,21
MALTA	75.989	14.084	-81,47	127.814	42.745	-66,56
SLOVAKIA	30.750	80.162	160,69	56.311	90.075	59,96
SLOVENIA	145.397	259.775	78,67	304.880	520.274	70,65
CZECH REPUBLIC	302.712	330.012	9,02	1.055.395	906.640	-14,09
REP. OF MACEDONIA	0	8.915	-	0	12.942	-
RUSSIA FEDERATION	1.328.988	1.245.042	-6,32	2.211.676	2.635.829	19,18
-TIMAH	47.656.413	81.105.005	70,19	603.411.375	1.451.772.131	140,59
JAPAN	634.713	2.850.930	349,17	5.850.856	48.144.878	722,87
HONG KONG	129.557	693.286	435,12	1.258.695	10.522.301	735,97
KOREA, REPUBLIC OF	299.602	1.525.660	409,23	3.727.513	29.020.805	678,56
TAIWAN	277.320	1.177.547	324,62	1.165.694	21.578.693	1751,15
CHINA	156.272	385.564	146,73	592.089	5.373.469	807,54
THAILAND	0	19.733	-	0	266.395	-
SINGAPORE	45.495.479	65.942.753	44,94	587.404.951	1.187.443.375	102,15
PHILIPPINES	0	50.264	-	0	1.121.771	-
MALAYSIA	166.570	7.513.013	4410,42	2.396.210	135.275.603	5545,4
VIET NAM	1.392	330.609	23650,65	3.375	5.043.720	149343,56
INDIA	20.316	500.611	2364,12	274.266	7.081.113	2481,84
BANGLADESH	237.873	966	-99,59	47.941	16.830	-64,89
AUSTRALIA	65.421	78.131	19,43	204.954	260.355	27,03
EAST TIMOR	0	4.064	-	0	4.620	-
UNITED STATES	108.343	7.046	-93,5	262.582	68.004	-74,1
NETHERLANDS	0	24.828	-	0	550.199	-
FRANCE	413	0	-100	270	0	-100
GERMANY, FED. REP. OF	63.082	0	-100	215.229	0	-100
NORWAY	60	0	-100	6.750	0	-100
-ALUMINIUM	176.368.908	155.183.958	-12,01	532.776.220	493.977.471	-7,28
JAPAN	101.953.266	83.294.993	-18,3	279.974.254	228.412.890	-18,42
HONG KONG	755.908	946.547	25,22	2.578.639	3.337.019	29,41
KOREA, DEMOCRATIC PEOPLE'S REI	0	1.306	-	0	8.250	-
KOREA, REPUBLIC OF	3.324.052	5.490.724	65,18	4.839.052	11.340.822	134,36
TAIWAN	1.852.555	2.602.468	40,48	6.524.416	9.973.066	52,86
CHINA	1.480.292	1.519.094	2,62	5.516.411	5.351.242	-2,99
PAPUA NEW GUINEA	443.852	452.905	2,04	1.569.600	1.757.627	11,98
THAILAND	4.040.315	4.383.831	8,5	15.031.817	17.817.178	18,53
SINGAPORE	10.565.591	6.671.441	-36,86	35.017.730	24.710.901	-29,43
PHILIPPINES	5.794.573	6.512.463	12,39	19.100.505	20.163.342	5,56
MALAYSIA	7.913.509	6.859.232	-13,32	26.534.250	24.578.442	-7,37
MYANMAR (FORM. BURMA)	165.565	67.197	-59,41	560.998	251.865	-55,1
BRUNEI DARUSSALAM	154.427	183.178	18,62	586.253	849.738	44,94
NEPAL	0	176.659	-	0	651.890	-
VIET NAM	993.298	807.726	-18,68	4.178.218	3.954.157	-5,36
MALDIVES	4.495	7.537	67,68	9.194	17.086	85,84
INDIA	795.386	934.328	17,47	3.076.754	3.861.631	25,51
PAKISTAN	41.486	205.628	395,66	170.701	1.019.935	497,5
BANGLADESH	198.060	173.480	-12,41	700.534	751.556	7,28
SRI LANKA	122.344	76.509	-37,46	659.458	327.509	-50,34

TABEL 5. PERKEMBANGAN EKSPOR INDONESIA MENURUT KOMODITI DAN NEGARA TUJUAN

JENIS BARANG	BERAT BERSIH (KG)		PERUB	NILAI FOB (US \$)		PERUB
	JAN-JUL 2007	JAN-JUL 2008	%	JAN-JUL 2007	JAN-JUL 2008	%
	(1)	(2)	(3)	(4)	(5)	(6)
IRAQ	7.975	0	-100	47.909	0	-100
IRAN (ISLAMIC REPUBLIC OF)	31.172	20.359	-34,69	108.172	62.268	-42,44
SAUDI ARABIA	198.534	2.060.944	938,08	671.147	13.938.849	1976,87
KUWAIT	3.016	9.415	212,17	5.744	6.600	14,9
JORDAN	165	0	-100	18	0	-100
YEMEN	0	64.864	-	0	467.723	-
OMAN	0	850.205	-	0	3.817.537	-
TURKEY	137.516	80.963	-41,12	577.715	341.857	-40,83
UNITED ARAB EMIRATES	108.670	404.209	271,96	670.399	2.089.683	211,71
QATAR	177	0	-100	753	0	-100
BAHRAIN	0	157	-	0	6.215	-
CYPRUS	0	819	-	0	9.324	-
EGYPT	1.349.829	234.375	-82,64	4.686.363	1.187.865	-74,65
MOROCCO	0	905	-	0	4.853	-
SUDAN	22.813	0	-100	114.323	0	-100
ETHIOPIA	0	1.109.688	-	0	3.750.000	-
MADAGASCAR	46.656	45.726	-1,99	143.432	157.220	9,61
KENYA	1.648	1.800	9,22	4.960	10.905	119,86
REUNION	25.772	20.206	-21,6	83.782	70.536	-15,81
MOZAMBIQUE	3.056	90.653	2866,39	19.082	417.965	2090,36
GHANA	10.395	0	-100	55.347	0	-100
NIGERIA	987.573	218.247	-77,9	1.428.589	761.773	-46,68
COTE D'IVOIRE	20.242	83.520	312,61	100.163	413.280	312,61
SENEGAL	13.250	3.327	-74,89	57.875	19.667	-66,02
BENIN	0	125	-	0	68	-
U.S. VIRGIN ISLANDS	20	0	-100	34	0	-100
UGANDA	281.100	0	-100	1.028.000	0	-100
SAO TOME AND PRINCIPE	0	593	-	0	500	-
SOUTH AFRICA	195.235	115.992	-40,59	858.440	867.450	1,05
ZAMBIA	0	1.056	-	0	12.342	-
MALAWI	22.324	0	-100	125.456	0	-100
MAURITIUS	357.497	357.657	0,04	1.160.510	1.347.222	16,09
AUSTRALIA	3.666.257	4.921.828	34,25	13.289.506	18.378.803	38,3
NEW ZEALAND	534.439	1.352.050	152,98	1.883.189	4.641.954	146,49
GUAM	0	243	-	0	1.620	-
NEW CALEDONIA	213.581	238.478	11,66	653.283	864.066	32,27
VANUATU	4.819	988	-79,5	39.564	2.011	-94,92
COOK ISLANDS	0	65	-	0	188	-
FIJI	133.394	54.926	-58,82	426.263	161.641	-62,08
KIRIBATI	0	148	-	0	1.608	-
TONGA	0	110	-	0	589	-
EAST TIMOR	15	128.978	859753,33	42	113.970	271257,14
UNITED STATES	23.785.051	16.256.737	-31,65	82.061.455	59.135.661	-27,94
CANADA	1.852.467	988.046	-46,66	7.210.291	3.934.363	-45,43
MEXICO	0	27.273	-	0	154.542	-
PANAMA	913	0	-100	9.716	0	-100
CHILE	30.060	16.463	-45,23	187.999	122.105	-35,05
VENEZUELA	20	421	2005	157	128	-18,47
ARGENTINA	71	150	111,27	70	195	178,57
BRAZIL	2.310	130.715	5558,66	8.218	759.376	9140,4
URUGUAY	0	1.057	-	0	518	-
ECUADOR	56	0	-100	148	0	-100
TRINIDAD AND TOBAGO	0	15	-	0	1.100	-
JAMAICA	1.357	0	-100	112	0	-100
PUERTO RICO	37.373	35.736	-4,38	122.250	107.946	-11,7
DOMINICAN REPUBLIC	3.245	1.043	-67,86	32.812	12.931	-60,59
COSTA RICA	46	2.607	5567,39	99	23.827	23967,68
HAITI	0	136.852	-	0	670.022	-
FRENCH POLYNESIA	1.256	659	-47,53	1.491	2.673	79,28
NETHERLANDS ANTILLES	8	939	11637,5	273	516	89,01
GUADELOUPE	84	0	-100	58	0	-100
UNITED KINGDOM	542.588	989.998	82,46	2.696.640	5.764.496	113,77
NETHERLANDS	90.189	88.606	-1,76	595.868	730.232	22,55
FRANCE	277.961	205.077	-26,22	1.509.098	1.504.751	-0,29
GERMANY, FED. REP. OF	52.352	829.159	1483,82	315.247	1.947.855	517,88
AUSTRIA	5.354	1.210	-77,4	28.502	7.801	-72,63
BELGIUM	108.510	116.584	7,44	644.779	816.827	26,68
SWITZERLAND	490	669	36,53	1.007	5.499	446,08
DENMARK	59.888	203.258	239,4	201.460	682.763	238,91
NORWAY	2.443	88.512	3523,09	15.659	285.227	1721,49
SWEDEN	74.345	94.841	27,57	185.516	204.341	10,15
IRELAND	104	0	-100	63	0	-100
ITALY	223.143	89.126	-60,06	1.128.279	472.699	-58,1
SPAIN	164.443	64.404	-60,84	605.940	309.677	-48,89
PORTUGAL	1.653	1.012	-38,78	9.580	5.766	-39,81
GREECE	131	13.306	10057,25	225	92.459	40992,89
DEMOCRATIC REPUBLIC OF THE CO	14.359	9.343	-34,93	55.351	35.527	-35,82
HUNGARY	6.058	2.753	-54,56	38.141	17.085	-55,21

TABEL 5. PERKEMBANGAN EKSPOR INDONESIA MENURUT KOMODITI DAN NEGARA TUJUAN

JENIS BARANG	BERAT BERSIH (KG)		PERUB	NILAI FOB (US \$)		PERUB
	JAN-JUL 2007	JAN-JUL 2008	%	JAN-JUL 2007	JAN-JUL 2008	%
(1)	(2)	(3)	(4)	(5)	(6)	(7)
POLAND	0	17.311	-	0	106.227	-
ROMANIA	4.390	2.293	-47,77	17.548	15.442	-12
BULGARIA	234	3.601	1438,89	425	21.211	4890,82
YUGOSLAVIA	3.196	0	-100	49.333	0	-100
UKRAINE	0	19.732	-	0	64.594	-
CROATIA	4.052	1.663	-58,96	24.692	10.667	-56,8
SLOVAKIA	3	0	-100	435	0	-100
SLOVENIA	0	8.812	-	0	45.241	-
CZECH REPUBLIC	39.574	893.110	2156,81	130.845	2.840.883	2071,18
RUSSIA FEDERATION	3.017	0	-100	17.594	0	-100
-NIKEL	76.010.789	66.497.225	-12,52	1.675.165.239	1.045.210.452	-37,61
JAPAN	59.071.107	59.081.135	0,02	1.508.054.614	996.429.684	-33,93
HONG KONG	23.230	37	-99,84	89.209	673	-99,25
KOREA, REPUBLIC OF	4.958.276	47.742	-99,04	45.623.612	175.711	-99,61
TAIWAN	2.970.197	0	-100	29.077.039	0	-100
CHINA	11.003	9.378	-14,77	48.033	56.027	16,64
THAILAND	1	43	4200	1.280	432	-66,25
SINGAPORE	126.350	19.326	-84,7	3.023.003	34.261	-98,87
PHILIPPINES	971	0	-100	13.960	0	-100
MALAYSIA	8.957	41.753	366,15	42.749	164.535	284,89
VIET NAM	205	0	-100	1.250	0	-100
PAKISTAN	958	0	-100	56.640	0	-100
BANGLADESH	92	0	-100	5.520	0	-100
OMAN	581.454	0	-100	3.474.471	0	-100
UNITED STATES	7.673	1	-99,99	892	84	-90,58
UNITED KINGDOM	2.263	3.651	61,33	21.681	44.817	106,71
NETHERLANDS	8.197.068	0	-100	85.277.511	0	-100
GERMANY, FED. REP. OF	22	0	-100	357	0	-100
AUSTRIA	0	59	-	0	68	-
BELGIUM	34.361	0	-100	117.000	0	-100
SWITZERLAND	61	7.294.100	11957440,98	99	48.304.160	48791980,81
SWEDEN	16.540	0	-100	236.319	0	-100
-BESI/BAJA	1.239.244.489	1.355.724.074	9,4	1.319.453.690	1.894.337.182	43,57
JAPAN	58.540.587	76.396.117	30,5	104.696.764	133.172.202	27,2
HONG KONG	9.210.306	1.024.801	-88,87	18.889.180	3.512.213	-81,41
KOREA, DEMOCRATIC PEOPLE'S REI	4.145	0	-100	32.625	0	-100
KOREA, REPUBLIC OF	19.019.402	31.692.590	66,63	64.672.499	141.792.373	119,25
TAIWAN	7.442.780	13.175.041	77,02	36.276.652	31.756.322	-12,46
CHINA	117.323.077	72.398.547	-38,29	34.147.622	46.215.523	35,34
MACAU	48	3.225	6618,75	820	17.786	2069,02
PAPUA NEW GUINEA	8.554.158	1.478.634	-82,71	9.877.335	1.675.328	-83,04
THAILAND	13.371.486	48.125.728	259,91	25.623.614	75.385.359	194,2
SINGAPORE	279.835.249	337.770.223	20,7	306.588.648	374.444.512	22,13
PHILIPPINES	7.332.680	22.014.718	200,23	11.086.873	28.951.465	161,13
MALAYSIA	134.504.929	125.289.787	-6,85	107.764.683	126.132.977	17,04
MYANMAR (FORM. BURMA)	1.924.836	1.505.512	-21,78	1.692.378	2.379.117	40,58
CAMBODIA	103	5.843.750	5673443,69	1.156	5.691.223	492220,33
BRUNEI DARUSSALAM	1.305.242	539.745	-58,65	855.434	1.174.110	37,25
LAO PEOPLE'S DEMOCRATIC REPUB	29.795	0	-100	253.503	0	-100
NEPAL	0	57	-	0	315	-
VIET NAM	68.549.278	93.888.620	36,97	72.240.566	94.345.512	30,6
MALDIVES	40.043	70.208	75,33	64.161	191.417	198,34
INDIA	67.052.282	31.215.448	-53,45	69.100.541	28.988.335	-58,05
PAKISTAN	5.307.208	5.132.362	-3,29	5.169.551	5.539.578	7,16
BANGLADESH	5.341.787	3.691.499	-30,89	3.716.366	4.339.815	16,78
SRI LANKA	9.474.366	7.653.716	-19,22	6.087.811	7.504.242	23,27
IRAN (ISLAMIC REPUBLIC OF)	46.313.725	42.400.447	-8,45	26.911.163	44.244.729	64,41
SAUDI ARABIA	17.851.929	6.403.962	-64,13	15.144.174	11.615.580	-23,3
ISRAEL	0	4.040	-	0	18.757	-
KUWAIT	7.983.381	5.064.629	-36,56	12.600.399	8.223.497	-34,74
JORDAN	296	27.277	9115,2	726	63.984	8713,22
LEBANON	23.298	22.485	-3,49	65.193	76.650	17,57
YEMEN	8.500.792	2.506.841	-70,51	9.272.063	5.367.059	-42,12
OMAN	118.408	1.077.911	810,34	436.782	5.722.712	1210,2
SYRIA ARAB REPUBLIC	2.839.981	1.143.714	-59,73	6.268.393	2.454.432	-60,84
TURKEY	2.106.580	1.836.370	-12,83	2.103.497	2.954.470	40,46
UNITED ARAB EMIRATES	38.575.109	76.192.364	97,52	32.983.879	74.149.222	124,8
QATAR	14.828.099	2.301.106	-84,48	44.079.786	8.359.135	-81,04
BAHRAIN	134.557	3.698.771	2648,85	98.222	7.539.797	7576,28
CYPRUS	15.095	14.041	-6,98	49.572	13.503	-72,76
EGYPT	4.585.824	2.608.512	-43,12	8.165.749	1.673.925	-79,5
LIBYAN ARAB JAMAHIRIYA	84.586	0	-100	135.022	0	-100
MOROCCO	1.934	100	-94,83	3.351	278	-91,7
TUNISIA	1.353	2.040.887	150741,61	5.044	2.880.212	57001,74
ALGERIA	6.401.390	3.802.372	-40,6	5.096.783	18.743.569	267,75
SUDAN	473.973	43.832	-90,75	301.849	511.918	69,59

TABEL 5. PERKEMBANGAN EKSPOR INDONESIA MENURUT KOMODITI DAN NEGARA TUJUAN

JENIS BARANG	BERAT BERSIH (KG)		PERUB	NILAI FOB (US \$)		PERUB
	JAN-JUL 2007	JAN-JUL 2008	%	JAN-JUL 2007	JAN-JUL 2008	%
(1)	(2)	(3)	(4)	(5)	(6)	(7)
NAMIBIA	0	690	-	0	2.052	-
ETHIOPIA	0	230.750	-	0	302.283	-
TANZANIA, UNITED REPUBLIC OF	821	224.681	27266,75	3.710	399.352	10664,2
MADAGASCAR	1.163.440	1.948.387	67,47	992.244	2.267.606	128,53
SOMALIA	0	225.249	-	0	261.020	-
KENYA	82.676	98.048	18,59	81.411	171.113	110,18
REUNION	25.123	22.869	-8,97	43.632	45.248	3,7
MOZAMBIQUE	0	718.620	-	0	948.578	-
TOGO	1	0	-100	2	0	-100
GHANA	505.354	90.717	-82,05	1.135.334	189.652	-83,3
ANGOLA	744.982	881.265	18,29	1.669.816	1.644.010	-1,55
CONGO	975.685	0	-100	1.974.806	0	-100
CAMEROON	31.654	35.581	12,41	163.340	69.485	-57,46
NIGERIA	3.802.352	264.545	-93,04	1.898.944	555.496	-70,75
GABON	0	15.428	-	0	34.437	-
COTE D'IVOIRE	17.736	46.316	161,14	14.685	55.634	278,85
SENEGAL	490	419	-14,49	231	1.729	648,48
MAURITANIA	0	250.099	-	0	750.803	-
BENIN	32.187	89.513	178,1	31.395	180.048	473,49
GAMBIA	1.184	0	-100	7.125	0	-100
U.S. VIRGIN ISLANDS	467	0	-100	1.515	0	-100
SEYCHELLES	251	416.015	165643,03	474	384.707	81061,81
NIGER	0	88	-	0	250	-
DJIBOUTI	0	1.912.292	-	0	2.289.311	-
SAINT HELENA	86	0	-100	548	0	-100
SOUTH AFRICA	948.113	3.078.233	224,67	970.920	5.677.381	484,74
ZIMBABWE	0	5.074	-	0	10.258	-
ZAMBIA	111.389	139.326	25,08	247.064	299.140	21,08
COMOROS	6.139	0	-100	1.229	0	-100
MAURITIUS	2.980.846	4.391.876	47,34	4.057.306	6.293.397	55,11
RWANDA	0	35	-	0	250	-
VIRGIN ISLANDS (BRITISH)	0	85	-	0	521	-
AUSTRALIA	55.553.684	100.989.657	81,79	41.154.135	107.790.986	161,92
NEW ZEALAND	4.021.353	2.984.001	-25,8	2.790.445	3.675.241	31,71
MICRONESIA, FEDERATED STATES (0	203	-	0	1.039	-
GUAM	32.427	16.206	-50,02	13.486	9.393	-30,35
PALAU	97	932	860,82	108	2.084	1829,63
NEW CALEDONIA	29.080	20.839	-28,34	34.377	42.411	23,37
NORTHERN MARIANA ISLANDS	79	0	-100	178	0	-100
SAINT VINCENT AND THE GRENADIN	253	43	-83	399	43	-89,22
VANUATU	1.543	55.336	3486,26	1.967	115.092	5751,14
WALLIS AND FUTUNA ISLANDS	1.891	840	-55,58	3.563	1.824	-48,81
COOK ISLANDS	2.367	3.335	40,9	4.344	22.279	412,87
FIJI	543.235	56.362	-89,62	737.210	118.724	-83,9
SAMOA	1.501	0	-100	4.551	0	-100
SOLOMON ISLANDS	24.069	2.057.343	8447,69	39.278	1.737.730	4324,18
TONGA	0	1.088	-	0	1.471	-
TUVALU	96	0	-100	354	0	-100
EAST TIMOR	9.339	3.359.953	35877,65	10.193	3.303.365	32308,17
UNITED STATES	31.491.690	44.517.306	41,36	62.780.575	109.282.401	74,07
CANADA	726.169	1.036.261	42,7	2.698.935	4.542.989	68,33
MEXICO	226.355	720.795	218,44	618.554	1.908.671	208,57
GUATEMALA	65.129	132.203	102,99	121.099	330.908	173,25
HONDURAS	0	102	-	0	65	-
NICARAGUA	51	2.716	5225,49	39	4.903	12471,79
PANAMA	6.402	1.197	-81,3	7.671	1.290	-83,18
SURINAME	0	16.874	-	0	37.286	-
CHILE	136.683	388.372	184,14	203.042	608.691	199,79
VENEZUELA	71.129	5.007	-92,96	158.813	100.856	-36,49
ARGENTINA	412.141	94.221	-77,14	1.673.510	647.498	-61,31
BRAZIL	373.055	1.702.642	356,41	1.377.663	6.097.719	342,61
COLOMBIA	25.805	62.718	143,05	83.732	254.641	204,11
BOLIVIA	2.500	0	-100	30.788	0	-100
URUGUAY	42.499	43.946	3,4	183.466	116.311	-36,6
ECUADOR	54.536	511.795	838,45	189.473	1.066.868	463,07
PERU	316.285	403.598	27,61	645.387	823.151	27,54
TRINIDAD AND TOBAGO	0	95.964	-	0	101.279	-
BAHAMAS	0	35	-	0	35	-
JAMAICA	181	409	125,97	95	137	44,21
PUERTO RICO	36.119	301	-99,17	199.167	996	-99,5
BELIZE	8	0	-100	71	0	-100
DOMINICAN REPUBLIC	0	2.339	-	0	2.710	-
COSTA RICA	6.454	2.883	-55,33	7.507	3.553	-52,67
BARBADOS	0	50.950	-	0	61.340	-
ANTIGUA AND BARBUDA	114	0	-100	218	0	-100
ANGUILLA	5.715	0	-100	17.283	0	-100
ARUBA	0	504	-	0	4.796	-
BERMUDA	15	2	-86,67	207	60	-71,01

TABEL 5. PERKEMBANGAN EKSPOR INDONESIA MENURUT KOMODITI DAN NEGARA TUJUAN

JENIS BARANG	BERAT BERSIH (KG)		PERUB %	NILAI FOB (US \$)		PERUB %
	JAN-JUL 2007	JAN-JUL 2008		JAN-JUL 2007	JAN-JUL 2008	
(1)	(2)	(3)	(4)	(5)	(6)	(7)
FRENCH GUIANA	759	5.045	564,69	1.447	15.075	941,81
FRENCH POLYNESIA	18.925	1.831.270	9576,46	27.293	1.519.990	5469,16
GRENADA	0	48	-	0	235	-
MARTINIQUE	680	3.831	463,38	2.286	6.781	196,63
NETHERLANDS ANTILLES	4.399	2.007	-54,38	7.584	5.908	-22,1
TURKS AND CAICOS ISLANDS	0	128	-	0	212	-
GUADELOUPE	1.587	3.545	123,38	4.947	8.446	70,73
SAINT KITTS AND NEVIS	0	3.391	-	0	2.001	-
UNITED KINGDOM	24.248.925	11.727.986	-51,64	15.125.208	9.789.973	-35,27
NETHERLANDS	61.072.610	49.716.816	-18,59	44.696.664	48.695.193	8,95
FRANCE	1.674.698	314.388	-81,23	4.869.423	1.794.311	-63,15
GERMANY, FED. REP. OF	26.313.540	38.270.240	45,44	19.843.227	33.575.549	69,2
AUSTRIA	992	1.755	76,92	6.702	2.808	-58,1
BELGIUM	29.799.908	2.577.241	-91,35	23.553.452	12.875.829	-45,33
SWITZERLAND	99.847	29.577.384	29522,71	217.581	185.306.674	85066,75
LUXEMBOURG	47	0	-100	145	0	-100
DENMARK	11.026.684	9.741.507	-11,66	6.727.975	7.274.077	8,12
NORWAY	6.078	7.638	25,67	67.821	19.521	-71,22
SWEDEN	74.906	396.163	428,88	372.242	655.336	76,05
FINLAND	57.472	13.614	-76,31	286.762	132.947	-53,64
IRELAND	19.696	3.096	-84,28	28.917	5.164	-82,14
ITALY	7.195.982	2.759.493	-61,65	22.891.591	9.111.673	-60,2
SPAIN	922.920	277.588	-69,92	2.480.669	1.071.000	-56,83
PORTUGAL	129.605	145.665	12,39	601.789	171.461	-71,51
ICELAND	16	119.937	749506,25	576	258.000	44691,67
GREECE	168.652	159.551	-5,4	878.257	376.809	-57,1
VATICAN CITY STATE (HOLY SEE)	152	0	-100	130	0	-100
ANDORRA	146.863	0	-100	522.340	0	-100
DEMOCRATIC REPUBLIC OF THE CO	1.888	955	-49,42	8.183	3.636	-55,57
HUNGARY	1.885	1.755	-6,9	4.327	3.659	-15,44
POLAND	38.580	132.652	243,84	192.537	382.872	98,86
ROMANIA	21.501	993.138	4519,03	18.216	1.277.630	6913,78
BULGARIA	3.724	9.870	165,04	9.907	26.986	172,39
YUGOSLAVIA	530	490	-7,55	862	453	-47,45
ALBANIA	0	135	-	0	203	-
AZERBAIJAN	820.790	0	-100	1.363.757	0	-100
KAZAKHSTAN	0	3.072	-	0	4.432	-
UKRAINE	3.078	18.105	488,21	3.550	36.742	934,99
LITHUANIA	395	163.185	41212,66	2.504	370.835	14709,7
LATVIA	10	0	-100	360	0	-100
ESTONIA	38.687	455.786	1078,14	147.744	1.193.304	707,68
CROATIA	2.024	11.177	452,22	3.615	32.295	793,36
BOSNIA AND HERZEGOVINA	8.945	170	-98,1	26.063	798	-96,94
MALTA	4.556.545	1.717	-99,96	2.481.230	4.684	-99,81
SLOVAKIA	402	377	-6,22	9.217	2.438	-73,55
SLOVENIA	7.681	5.534	-27,95	20.083	20.884	3,99
CZECH REPUBLIC	7.747	3.699	-52,25	50.739	10.093	-80,11
RUSSIA FEDERATION	89.012	1.737.462	1851,94	247.725	4.812.515	1842,68
-TEMBAGA	196.023.069	167.758.377	-14,42	1.574.941.320	1.420.039.936	-9,84
JAPAN	22.943.359	2.382.448	-89,62	422.973.265	111.581.350	-73,62
HONG KONG	7.187.272	7.180.599	-0,09	43.275.166	49.899.337	15,31
KOREA, REPUBLIC OF	3.232.825	4.013.496	24,15	86.020.179	133.453.295	55,14
TAIWAN	18.673.715	11.172.082	-40,17	121.412.678	76.495.877	-37
CHINA	38.140.345	33.867.823	-11,2	183.225.738	179.180.518	-2,21
PAPUA NEW GUINEA	0	56	-	0	89	-
THAILAND	28.244.185	37.159.313	31,56	191.271.844	293.862.763	53,64
SINGAPORE	10.728.442	12.771.085	19,04	65.460.203	135.183.068	106,51
PHILIPPINES	9.622.614	8.816.831	-8,37	69.531.205	72.453.938	4,2
MALAYSIA	49.342.220	40.402.278	-18,12	338.346.512	315.330.214	-6,8
MYANMAR (FORM. BURMA)	1.794	0	-100	14.062	0	-100
CAMBODIA	30	0	-100	550	0	-100
BRUNEI DARUSSALAM	16.055	670	-95,83	2.486	338	-86,4
LAO PEOPLE'S DEMOCRATIC REPUB	1.440	0	-100	89.700	0	-100
VIET NAM	5.840.056	4.600.524	-21,22	41.742.910	37.701.621	-9,68
MALDIVES	1.220	533	-56,31	15.411	5.347	-65,3
INDIA	281.990	523.102	85,5	2.159.566	4.267.042	97,59
PAKISTAN	116	96.604	83179,31	1.400	654.700	46664,29
BANGLADESH	256.859	0	-100	1.975.445	0	-100
SRI LANKA	36	0	-100	200	0	-100
IRAN (ISLAMIC REPUBLIC OF)	1.524	0	-100	21.810	0	-100
LEBANON	713	0	-100	1.109	0	-100
TURKEY	432	0	-100	345	0	-100
UNITED ARAB EMIRATES	705	2.342	232,2	3.149	12.585	299,65
QATAR	0	3.021	-	0	2.275	-
MADAGASCAR	200.000	625.000	212,5	100.000	407.500	307,5
KENYA	0	5.984	-	0	27.882	-
REUNION	105	0	-100	334	0	-100

TABEL 5. PERKEMBANGAN EKSPOR INDONESIA MENURUT KOMODITI DAN NEGARA TUJUAN

JENIS BARANG	BERAT BERSIH (KG)		PERUB	NILAI FOB (US \$)		PERUB
	JAN-JUL 2007	JAN-JUL 2008	%	JAN-JUL 2007	JAN-JUL 2008	%
(1)	(2)	(3)	(4)	(5)	(6)	(7)
SENEGAL	120	690	475	4.984	6.880	38,04
SEYCHELLES	0	59	-	0	128	-
SOUTH AFRICA	767	1.518	97,91	1.072	2.339	118,19
MAURITIUS	0	18	-	0	66	-
VIRGIN ISLANDS (BRITISH)	0	959	-	0	2.630	-
AUSTRALIA	87.374	20.240	-76,84	363.941	306.812	-15,7
NEW ZEALAND	36.444	245.456	573,52	2.759	221.912	7943,2
NEW CALEDONIA	36	53	47,22	133	150	12,78
VANUATU	233	287	23,18	282	521	84,75
FIJI	1.036	2.372	128,96	5.836	10.921	87,13
TONGA	0	37	-	0	30	-
EAST TIMOR	0	262.348	-	0	207.391	-
UNITED STATES	482.961	3.337.481	591,05	5.037.180	7.437.725	47,66
CANADA	49.996	51.534	3,08	446.371	491.077	10,02
MEXICO	302	0	-100	2.612	0	-100
VENEZUELA	4	21	425	119	177	48,74
BRAZIL	37.182	10.004	-73,09	169.860	95.930	-43,52
COLOMBIA	91	0	-100	123	0	-100
BOLIVIA	44	0	-100	497	0	-100
ECUADOR	7.148	0	-100	17.092	0	-100
PERU	0	13	-	0	100	-
BAHAMAS	140	0	-100	3.475	0	-100
PUERTO RICO	0	1	-	0	3	-
DOMINICAN REPUBLIC	113	249	120,35	193	333	72,54
COSTA RICA	132	0	-100	283	0	-100
ANTIGUA AND BARBUDA	33	0	-100	1.591	0	-100
ANGUILLA	78	0	-100	236	0	-100
NETHERLANDS ANTILLES	0	252	-	0	1.105	-
GUADELOUPE	0	114	-	0	150	-
UNITED KINGDOM	152.518	17.120	-88,78	369.690	78.861	-78,67
NETHERLANDS	61.362	8.178	-86,67	95.878	58.837	-38,63
FRANCE	3.820	4.093	7,15	21.260	17.269	-18,77
GERMANY, FED. REP. OF	29.703	4.134	-86,08	139.415	26.040	-81,32
AUSTRIA	0	777	-	0	9.381	-
BELGIUM	25.599	72.711	184,04	240.023	410.276	70,93
SWITZERLAND	308	101	-67,21	503	827	64,41
DENMARK	2.021	1.582	-21,72	8.925	1.174	-86,85
SWEDEN	67.635	78.424	15,95	196.379	69.058	-64,83
FINLAND	181	12	-93,37	1.840	34	-98,15
ITALY	4.550	3.915	-13,96	5.671	16.129	184,41
SPAIN	4.761	5.351	12,39	18.857	14.284	-24,25
PORTUGAL	760	0	-100	1.713	0	-100
GREECE	1.099	2.036	85,26	3.568	6.412	79,71
DEMOCRATIC REPUBLIC OF THE CO	25.173	0	-100	97.030	0	-100
POLAND	295	0	-100	987	0	-100
ROMANIA	0	1	-	0	25	-
CROATIA	4	0	-100	39	0	-100
MALTA	290	0	-100	360	0	-100
SLOVAKIA	104	2.346	2155,77	6.388	25.137	293,5
CZECH REPUBLIC	220.600	99	-99,96	28.888	73	-99,75
-SENG	3.379.819	2.146.551	-36,49	6.680.626	5.266.088	-21,17
JAPAN	1.525.916	1.291.416	-15,37	3.385.421	2.348.658	-30,62
HONG KONG	0	42.458	-	0	62.953	-
TAIWAN	229.819	94.267	-58,98	156.800	49.730	-68,28
CHINA	404.458	75.356	-81,37	272.489	156.356	-42,62
PAPUA NEW GUINEA	0	172	-	0	165	-
THAILAND	240.001	55.031	-77,07	755.210	63.430	-91,6
SINGAPORE	322.613	65.332	-79,75	625.232	129.118	-79,35
PHILIPPINES	69.488	34.380	-50,52	104.328	52.021	-50,14
MALAYSIA	33.663	40.043	18,95	89.984	78.216	-13,08
BRUNEI DARUSSALAM	1.693	0	-100	6.112	0	-100
VIET NAM	116.166	957	-99,18	415.301	6.728	-98,38
INDIA	327.693	68.075	-79,23	715.791	173.743	-75,73
PAKISTAN	0	54.015	-	0	1.728.480	-
SRI LANKA	53.741	0	-100	88.046	0	-100
EGYPT	1	0	-100	1	0	-100
KENYA	0	8.000	-	0	13.216	-
GHANA	0	279	-	0	833	-
NIGERIA	40.000	20.000	-50	40.000	20.000	-50
GAMBIA	619	0	-100	435	0	-100
AUSTRALIA	8.563	0	-100	19.422	0	-100
AMERICAN SAMOA	2.211	6.271	183,63	3.650	9.093	149,12
SAMOA	0	2.898	-	0	8.126	-
EAST TIMOR	330	269.578	81590,3	294	338.263	114955,44
UNITED STATES	0	18	-	0	100	-
JAMAICA	2.677	0	-100	220	0	-100
UNITED KINGDOM	9	23	155,56	1.400	132	-90,57

TABEL 5. PERKEMBANGAN EKSPOR INDONESIA MENURUT KOMODITI DAN NEGARA TUJUAN

JENIS BARANG	BERAT BERSIH (KG)		PERUB %	NILAI FOB (US \$)		PERUB %
	JAN-JUL 2007	JAN-JUL 2008		JAN-JUL 2007	JAN-JUL 2008	
(1)	(2)	(3)	(4)	(5)	(6)	(7)
NETHERLANDS	0	885	-	0	5.563	-
FRANCE	158	1	-99,37	490	2	-99,59
SWEDEN	0	17.096	-	0	21.162	-
-LOGAM TIDAK MULIA LAIN	309.341.407	182.225.504	-41,09	120.619.045	150.699.791	24,94
JAPAN	61.345.580	4.048.930	-93,4	20.722.791	19.135.622	-7,66
HONG KONG	833.010	962.083	15,49	2.766.752	3.014.518	8,96
KOREA, REPUBLIC OF	130.092	69.153.658	53057,5	346.565	6.456.724	1763,06
TAIWAN	98.792	194.223	96,6	284.624	457.544	60,75
CHINA	64.628.592	1.112.422	-98,28	3.664.880	2.584.910	-29,47
MONGOLIA	35	0	-100	2.066	0	-100
MACAU	1.773	5.414	205,36	10.364	44	-99,58
PAPUA NEW GUINEA	794.866	330.782	-58,39	2.014.278	1.661.885	-17,49
THAILAND	1.556.147	1.923.704	23,62	9.585.178	13.064.548	36,3
SINGAPORE	13.936.269	14.983.354	7,51	20.862.503	24.485.501	17,37
PHILIPPINES	71.257.813	2.144.340	-96,99	4.841.210	3.817.728	-21,14
MALAYSIA	2.012.463	2.807.907	39,53	7.478.893	10.925.949	46,09
MYANMAR (FORM. BURMA)	15.178	575	-96,21	37.849	1.244	-96,71
CAMBODIA	24.812	19.645	-20,82	20.479	55.128	169,19
BRUNEI DARUSSALAM	45.786	27.269	-40,44	125.164	75.986	-39,29
LAO PEOPLE'S DEMOCRATIC REPUB	0	12.832	-	0	82.214	-
VIET NAM	818.754	1.873.526	128,83	3.729.909	12.211.951	227,41
MALDIVES	28.211	26.704	-5,34	50.202	105.533	110,22
INDIA	434.197	70.016.875	16025,6	1.301.140	3.218.711	147,38
PAKISTAN	87.868	142.828	62,55	345.836	578.203	67,19
BANGLADESH	21.551	1.767	-91,8	78.583	4.816	-93,87
SRI LANKA	51.024	69.846	36,89	124.912	361.651	189,52
IRAQ	39.998	53.439	33,6	39.600	109.095	175,49
IRAN (ISLAMIC REPUBLIC OF)	66.628	334.316	401,77	299.614	591.427	97,4
SAUDI ARABIA	763.321	275.368	-63,93	808.810	564.899	-30,16
ISRAEL	0	60.744	-	0	99.490	-
KUWAIT	73.687	44.410	-39,73	133.469	125.022	-6,33
JORDAN	8.835	13.206	49,47	46.292	38.517	-16,8
LEBANON	29.870	63.322	111,99	33.464	369.369	1003,78
YEMEN	520	588	13,08	300	1.905	535
OMAN	69.142	8.437	-87,8	78.949	25.228	-68,05
SYRIA ARAB REPUBLIC	105.800	84.376	-20,25	385.449	86.391	-77,59
TURKEY	7.856	64.465	720,58	88.534	425.764	380,9
UNITED ARAB EMIRATES	951.262	1.328.309	39,64	1.268.183	2.867.596	126,12
QATAR	56.109	146.565	161,21	75.164	277.526	269,23
BAHRAIN	383	21.569	5531,59	1.017	28.641	2716,22
CYPRUS	18.686	52.252	179,63	21.874	61.004	178,89
EGYPT	84.802	53.323	-37,12	163.300	162.797	-0,31
LIBYAN ARAB JAMAHIRIYA	19.458	72.190	271	19.609	135.540	591,21
MOROCCO	53.803	16.431	-69,46	53.867	19.823	-63,2
TUNISIA	1.496	6.020	302,41	37.293	9.969	-73,27
ALGERIA	40.000	288	-99,28	40.040	8.065	-79,86
SUDAN	626	8.056	1186,9	3.300	111.956	3292,61
NAMIBIA	0	1.400	-	0	100	-
ETHIOPIA	4.619	60.148	1202,19	5.320	63.285	1089,57
TANZANIA, UNITED REPUBLIC OF	29.149	13.889	-52,35	89.901	63.085	-29,83
MADAGASCAR	55.361	14.891	-73,1	48.036	35.480	-26,14
KENYA	81.850	109.855	34,22	243.368	360.859	48,28
REUNION	3.717	12.225	228,89	5.378	12.935	140,52
MOZAMBIQUE	0	194	-	0	485	-
GHANA	18.560	0	-100	25.215	0	-100
LIBERIA	798	19.101	2293,61	11.160	86.611	676,08
ANGOLA	40.318	204	-99,49	36.549	14.111	-61,39
CONGO	227	0	-100	10.845	0	-100
CAMEROON	182	0	-100	8.876	0	-100
NIGERIA	409.083	563.679	37,79	980.629	1.814.365	85,02
SIERRA LEONE	2.790	4.129	47,99	11.076	21.501	94,12
SENEGAL	156	0	-100	1.123	0	-100
BENIN	98.878	57.534	-41,81	78.050	42.080	-46,09
BURKINA FASO	0	23	-	0	50	-
U.S. VIRGIN ISLANDS	0	200	-	0	520	-
SEYCHELLES	0	27.193	-	0	46.463	-
UGANDA	10.626	30.360	185,71	29.967	85.620	185,71
CENTRAL AFRICAN REPUBLIC	0	250	-	0	2.730	-
SAO TOME AND PRINCIPE	521	7.277	1296,74	800	8.700	987,5
SOUTH AFRICA	277.059	196.613	-29,04	524.457	682.514	30,14
COMOROS	159	258	62,26	885	1.010	14,12
MAURITIUS	7.902	21.014	165,93	31.869	54.463	70,9
AUSTRALIA	1.355.475	1.265.616	-6,63	6.365.473	7.464.390	17,26
NEW ZEALAND	271.385	90.241	-66,75	356.169	290.674	-18,39
GUAM	1.201	13.048	986,43	5.901	22.084	274,24
NEW CALEDONIA	49.410	71.446	44,6	175.375	267.728	52,66
NORTHERN MARIANA ISLANDS	309	0	-100	465	0	-100

TABEL 5. PERKEMBANGAN EKSPOR INDONESIA MENURUT KOMODITI DAN NEGARA TUJUAN

JENIS BARANG	BERAT BERSIH (KG)		PERUB	NILAI FOB (US \$)		PERUB
	JAN-JUL 2007	JAN-JUL 2008	%	JAN-JUL 2007	JAN-JUL 2008	%
(1)	(2)	(3)	(4)	(5)	(6)	(7)
SAINT VINCENT AND THE GRENADIN	0	4.662	-	0	44.100	-
VANUATU	2.662	1.345	-49,47	10.621	502	-95,27
AMERICAN SAMOA	525	0	-100	192	0	-100
COOK ISLANDS	1.021	0	-100	815	0	-100
FIJI	18.554	14.151	-23,73	104.989	91.649	-12,71
SAMOA	4.858	1.989	-59,06	17.257	9.989	-42,12
TONGA	0	1.444	-	0	1.114	-
EAST TIMOR	12.301	339.099	2656,68	18.959	258.416	1263,03
UNITED STATES	1.258.227	1.325.457	5,34	9.137.563	10.718.833	17,31
CANADA	180.440	180.464	0,01	1.645.380	2.195.587	33,44
MEXICO	7.461	14.031	88,06	58.975	86.682	46,98
GUATEMALA	0	42	-	0	71	-
PANAMA	18.787	436	-97,68	70.321	1.148	-98,37
SURINAME	5.765	242	-95,8	17.022	1.700	-90,01
CHILE	15.021	10.391	-30,82	111.131	93.548	-15,82
VENEZUELA	18.011	4.673	-74,05	33.534	17.996	-46,34
ARGENTINA	17.142	33.676	96,45	167.928	472.830	181,57
BRAZIL	8.884	78.566	784,35	73.280	772.635	954,36
COLOMBIA	2.181	1.557	-28,61	9.918	10.521	6,08
BOLIVIA	0	42	-	0	450	-
URUGUAY	2.173	1.645	-24,3	5.931	17.499	195,04
ECUADOR	941	0	-100	4.105	0	-100
PERU	0	100	-	0	303	-
TRINIDAD AND TOBAGO	0	5.906	-	0	15.807	-
BAHAMAS	0	1.901	-	0	4.968	-
JAMAICA	608	1.436	136,18	559	3.212	474,6
PUERTO RICO	0	2.009	-	0	5.432	-
BELIZE	7	0	-100	10	0	-100
DOMINICAN REPUBLIC	1.839	527	-71,34	5.232	1.311	-74,94
EL SALVADOR	1.463	0	-100	6.272	0	-100
COSTA RICA	2.880	5.305	84,2	5.817	11.453	96,89
BARBADOS	12.854	21.319	65,85	24.752	49.446	99,77
ANTIGUA AND BARBUDA	1.035	273	-73,62	8.044	662	-91,77
ARUBA	0	1.238	-	0	2.141	-
BERMUDA	146	327	123,97	1.078	2.428	125,23
CAYMAN ISLANDS	0	28	-	0	45	-
FRENCH GUIANA	424	229	-45,99	797	793	-0,5
FRENCH POLYNESIA	6.048	19.819	227,7	6.807	34.220	402,72
GRENADA	3.042	2.403	-21,01	5.563	5.056	-9,11
MARTINIQUE	84	4.961	5805,95	131	7.228	5417,56
NETHERLANDS ANTILLES	3.201	3.017	-5,75	23.971	16.964	-29,23
SAINT LUCIA	4.352	13.278	205,1	7.436	29.569	297,65
TURKS AND CAICOS ISLANDS	0	22	-	0	42	-
GUADELOUPE	2.883	547	-81,03	3.664	1.047	-71,42
SAINT KITTS AND NEVIS	27	0	-100	377	0	-100
UNITED KINGDOM	80.800.112	1.162.370	-98,56	5.882.306	3.100.566	-47,29
NETHERLANDS	227.207	280.028	23,25	1.495.502	1.669.363	11,63
FRANCE	458.324	190.260	-58,49	913.248	570.125	-37,57
GERMANY, FED. REP. OF	394.842	1.867.730	373,03	3.072.309	6.316.027	105,58
AUSTRIA	4.901	15.923	224,89	21.458	184.404	759,37
BELGIUM	176.198	184.998	4,99	406.745	387.515	-4,73
SWITZERLAND	10.567	31.048	193,82	102.371	449.241	338,84
LUXEMBOURG	0	2.100	-	0	6.216	-
DENMARK	41.059	36.979	-9,94	109.652	266.757	143,28
NORWAY	27.090	6.281	-76,81	128.741	17.576	-86,35
SWEDEN	115.367	134.602	16,67	444.061	540.494	21,72
FINLAND	4.659	3.093	-33,61	36.667	25.819	-29,59
IRELAND	138.589	98.758	-28,74	201.749	183.345	-9,12
ITALY	672.892	563.862	-16,2	958.876	874.692	-8,78
SPAIN	1.287.948	312.869	-75,71	3.878.355	793.583	-79,54
PORTUGAL	10.327	20.746	100,89	22.148	20.491	-7,48
GREECE	54.939	36.485	-33,59	74.049	87.350	17,96
DEMOCRATIC REPUBLIC OF THE CO	0	57	-	0	14.706	-
HUNGARY	6.627	6.035	-8,93	13.616	20.876	53,32
POLAND	983	6.743	585,96	14.622	181.893	1143,97
ROMANIA	7.288	660	-90,94	27.874	1.941	-93,04
BULGARIA	1.459	3.762	157,85	4.083	23.433	473,92
YUGOSLAVIA	12	0	-100	28	0	-100
KAZAKHSTAN	32	336	950	46	19.594	42495,65
UKRAINE	4.663	2.237	-52,03	36.209	14.294	-60,52
LITHUANIA	0	425	-	0	875	-
LATVIA	0	385	-	0	822	-
ESTONIA	9.037	0	-100	22.602	0	-100
GEORGIA	8.676	0	-100	38.750	0	-100
CROATIA	2.122	2.928	37,98	11.819	15.565	31,69
MALTA	20.357	3.475	-82,93	27.021	3.378	-87,5
SLOVAKIA	432	2	-99,54	3.744	10	-99,73
SLOVENIA	0	570	-	0	609	-

TABEL 5. PERKEMBANGAN EKSPOR INDONESIA MENURUT KOMODITI DAN NEGARA TUJUAN

JENIS BARANG	BERAT BERSIH (KG)		PERUB	NILAI FOB (US \$)		PERUB
	JAN-JUL 2007	JAN-JUL 2008	%	JAN-JUL 2007	JAN-JUL 2008	%
	(1)	(2)	(3)	(4)	(5)	(6)
CZECH REPUBLIC	2.391	3.009	25,85	8.584	21.844	154,47
RUSSIA FEDERATION	1.630	1.045	-35,89	34.186	36.713	7,39
-PAKAIAN JADI	232.813.437	243.541.427	4,61	3.368.775.626	3.561.752.521	5,73
JAPAN	5.576.527	5.709.817	2,39	73.511.671	73.431.242	-0,11
HONG KONG	393.158	389.557	-0,92	6.425.061	7.087.612	10,31
KOREA, DEMOCRATIC PEOPLE'S REI	413	173	-58,11	9.041	3.994	-55,82
KOREA, REPUBLIC OF	764.552	841.446	10,06	11.346.512	13.785.080	21,49
TAIWAN	259.888	192.307	-26	3.924.114	2.862.479	-27,05
CHINA	521.000	564.925	8,43	6.514.084	13.481.465	106,96
MONGOLIA	0	81	-	0	2.573	-
MACAU	135	61	-54,81	6.680	1.257	-81,18
PAPUA NEW GUINEA	294.785	305.833	3,75	1.150.614	1.353.796	17,66
THAILAND	443.702	776.702	75,05	4.617.900	7.048.437	52,63
SINGAPORE	4.317.737	2.455.057	-43,14	41.136.834	23.453.640	-42,99
PHILIPPINES	184.284	256.239	39,05	2.016.138	2.512.758	24,63
MALAYSIA	6.243.789	6.018.061	-3,62	29.521.563	36.722.788	24,39
MYANMAR (FORM. BURMA)	7.772	14.530	86,95	77.528	214.593	176,79
CAMBODIA	92.975	2.796	-96,99	504.047	19.309	-96,17
BRUNEI DARUSSALAM	139.807	164.204	17,45	745.709	1.353.678	81,53
LAO PEOPLE'S DEMOCRATIC REPUB	0	53.269	-	0	325.113	-
NEPAL	25.564	43.352	69,58	216.824	424.482	95,77
VIET NAM	95.047	289.539	204,63	832.040	1.900.547	128,42
MALDIVES	47.586	50.561	6,25	285.154	191.720	-32,77
INDIA	195.298	180.420	-7,62	1.108.896	1.862.631	67,97
PAKISTAN	233.192	299.411	28,4	1.683.346	2.919.999	73,46
BANGLADESH	9.070	8.648	-4,65	35.190	39.028	10,91
SRI LANKA	921.456	857.875	-6,9	5.199.068	4.278.424	-17,71
AFGHANISTAN	17.820	100	-99,44	76.070	3.370	-95,57
IRAN (ISLAMIC REPUBLIC OF)	30.527	132.589	334,33	350.289	930.588	165,66
SAUDI ARABIA	3.958.390	4.090.425	3,34	34.131.643	38.969.974	14,18
ISRAEL	0	16.268	-	0	448.655	-
KUWAIT	222.014	313.748	41,32	2.298.331	2.888.248	25,67
JORDAN	148	2.726	1741,89	10.839	46.138	325,67
LEBANON	8.314	14.471	74,06	215.533	324.632	50,62
YEMEN	356.525	423.971	18,92	2.729.780	4.061.429	48,78
OMAN	11.214	14.697	31,06	152.029	138.410	-8,96
SYRIA ARAB REPUBLIC	8.558	0	-100	31.553	0	-100
TURKEY	292.059	399.812	36,89	5.290.557	8.517.273	60,99
UNITED ARAB EMIRATES	6.370.707	7.568.952	18,81	74.323.522	81.913.557	10,21
QATAR	3.980	14.328	260	97.800	256.277	162,04
BAHRAIN	46.828	67.374	43,88	225.462	403.392	78,92
CYPRUS	10.286	20.275	97,11	117.924	345.653	193,12
EGYPT	656.327	898.675	36,92	7.003.138	11.272.924	60,97
LIBYAN ARAB JAMAHIRIYA	115.564	162.098	40,27	447.374	728.656	62,87
MOROCCO	6.166	1.997	-67,61	111.766	58.095	-48,02
TUNISIA	31.888	3.339	-89,53	41.291	19.881	-51,85
ALGERIA	113.745	118.815	4,46	1.363.706	1.391.990	2,07
SUDAN	1.089.844	1.104.272	1,32	10.500.009	12.144.994	15,67
ERITREA	1.926	345	-82,09	9.191	21.652	135,58
NAMIBIA	0	10.902	-	0	26.177	-
ETHIOPIA	168.141	95.974	-42,92	1.282.421	1.020.361	-20,43
TANZANIA, UNITED REPUBLIC OF	1.514.736	1.343.340	-11,32	792.739	839.025	5,84
MADAGASCAR	75.254	102.498	36,2	85.213	70.286	-17,52
SOMALIA	35.916	28.627	-20,29	206.536	131.756	-36,21
KENYA	586.255	490.746	-16,29	1.645.720	898.327	-45,41
REUNION	31.095	25.270	-18,73	128.421	162.353	26,42
MOZAMBIQUE	237.769	167.093	-29,72	249.143	569.002	128,38
EQUATORIAL GUINEA	15.966	28.471	78,32	15.760	52.801	235,03
TOGO	5.183.746	6.263.536	20,83	7.795.034	10.158.302	30,32
GHANA	313.163	91.767	-70,7	386.930	302.171	-21,91
LIBERIA	66.058	111.173	68,3	76.775	135.171	76,06
GUINEA	827.757	943.459	13,98	939.108	1.089.305	15,99
ANGOLA	721.855	755.413	4,65	72.798	39.426	-45,84
CONGO	204.000	311.996	52,94	299.200	378.956	26,66
CAMEROON	488.238	348.000	-28,72	698.248	533.280	-23,63
NIGERIA	195.700	157.260	-19,64	973.612	336.962	-65,39
SIERRA LEONE	0	104	-	0	87	-
GABON	47.833	98.551	106,03	36.248	468.698	1193,03
COTE D'IVOIRE	1.768	132.380	7387,56	2.798	131.696	4606,79
SENEGAL	1.513.123	1.456.376	-3,75	1.355.476	1.331.928	-1,74
MAURITANIA	79.836	94.341	18,17	328.024	514.710	56,91
MALI	19.041	0	-100	132.270	0	-100
BENIN	1.655.663	1.680.821	1,52	7.133.601	8.178.206	14,64
GAMBIA	208.728	190.524	-8,72	239.284	216.740	-9,42
U.S. VIRGIN ISLANDS	2.597	231	-91,11	7.525	2.462	-67,28
SEYCHELLES	8.707	4.944	-43,22	54.355	27.332	-49,72
UGANDA	81.158	67.292	-17,09	280.325	384.009	36,99

TABEL 5. PERKEMBANGAN EKSPOR INDONESIA MENURUT KOMODITI DAN NEGARA TUJUAN

JENIS BARANG	BERAT BERSIH (KG)		PERUB	NILAI FOB (US \$)		PERUB
	JAN-JUL 2007	JAN-JUL 2008	%	JAN-JUL 2007	JAN-JUL 2008	%
(1)	(2)	(3)	(4)	(5)	(6)	(7)
NIGER	215.696	45.994	-78,68	1.535.124	50.354	-96,72
DJIBOUTI	74.953	94.913	26,63	537.200	440.117	-18,07
SAO TOME AND PRINCIPE	6.099	6.953	14	10.800	5.860	-45,74
SOUTH AFRICA	841.522	556.110	-33,92	6.030.466	7.433.390	23,26
ZIMBABWE	29.711	2.536	-91,46	238.928	10.229	-95,72
MALAWI	21.238	22.632	6,56	8.990	17.525	94,94
COMOROS	394	2.526	541,12	2.180	9.528	337,06
MAURITIUS	61.057	96.816	58,57	242.873	547.258	125,33
VIRGIN ISLANDS (BRITISH)	12.925	46	-99,64	175.256	195	-99,89
AUSTRALIA	1.142.662	1.309.315	14,58	21.349.766	24.307.677	13,85
NEW ZEALAND	136.775	156.064	14,1	2.079.152	2.680.778	28,94
MICRONESIA, FEDERATED STATES (0	2.012	-	0	10.262	-
GUAM	3.542	2.141	-39,55	40.607	10.560	-73,99
PALAU	749	193	-74,23	1.192	2.916	144,63
NEW CALEDONIA	34.767	67.682	94,67	379.598	533.553	40,56
NORTHERN MARIANA ISLANDS	2.532	108	-95,73	8.922	729	-91,83
SAINT VINCENT AND THE GRENADIN	99	3	-96,97	197	8	-95,94
VANUATU	12.555	17.406	38,64	18.525	21.914	18,29
WALLIS AND FUTUNA ISLANDS	7.043	11.708	66,24	13.913	17.494	25,74
AMERICAN SAMOA	0	6.275	-	0	47.097	-
COOK ISLANDS	6.932	3.334	-51,9	13.146	50.909	287,26
FIJI	86.822	45.694	-47,37	603.808	393.084	-34,9
SOLOMON ISLANDS	1.249	4.195	235,87	8.001	20.368	154,57
TONGA	22.762	0	-100	24.240	0	-100
TUVALU	60	5.009	8248,33	226	12.602	5476,11
CHRISTMAS ISLANDS	582	0	-100	5.964	0	-100
EAST TIMOR	2.345	107.209	4471,81	52.062	98.909	89,98
UNITED STATES	130.467.140	133.099.230	2,02	2.107.461.306	2.103.269.800	-0,2
CANADA	3.657.918	3.620.933	-1,01	68.998.129	74.783.547	8,38
MEXICO	1.479.928	2.097.570	41,73	22.619.386	28.495.745	25,98
GUATEMALA	251	29.662	11717,53	3.778	165.894	4291,05
HONDURAS	0	335	-	0	4.411	-
NICARAGUA	0	18.293	-	0	40.352	-
PANAMA	1.119.356	766.517	-31,52	10.013.415	8.643.517	-13,68
CUBA	17	0	-100	126	0	-100
SURINAME	6.497	25.308	289,53	42.136	89.114	111,49
CHILE	177.626	236.865	33,35	2.719.858	3.419.674	25,73
VENEZUELA	25.396	34.807	37,06	288.948	304.590	5,41
ARGENTINA	127.124	167.379	31,67	2.592.534	3.370.952	30,03
BRAZIL	573.434	679.785	18,55	4.270.420	5.470.347	28,1
COLOMBIA	5.383	11.027	104,85	151.939	307.580	102,44
BOLIVIA	34	410	1105,88	1.728	12.685	634,09
URUGUAY	20.483	33.350	62,82	356.384	631.629	77,23
PARAGUAY	235	1.559	563,4	5.579	25.869	363,69
ECUADOR	20.957	12.956	-38,18	235.221	215.025	-8,59
PERU	10.186	11.543	13,32	216.338	266.145	23,02
GUYANA	1.724	20.212	1072,39	3.600	35.831	895,31
TRINIDAD AND TOBAGO	0	9.878	-	0	68.762	-
BAHAMAS	2.478	3.920	58,19	10.352	25.819	149,41
JAMAICA	7.768	5.047	-35,03	47.368	24.812	-47,62
PUERTO RICO	143.610	113.339	-21,08	1.533.473	1.387.773	-9,5
BELIZE	14.759	5.579	-62,2	182.373	29.120	-84,03
DOMINICAN REPUBLIC	10.761	7.537	-29,96	89.903	66.589	-25,93
EL SALVADOR	9	9.269	102888,89	351	45.828	12956,41
COSTA RICA	37.890	16.957	-55,25	165.362	143.027	-13,51
BARBADOS	46	161	250	3.419	11.120	225,24
ANTIGUA AND BARBUDA	989	246	-75,13	8.510	3.527	-58,55
ANGUILLA	1	0	-100	1	0	-100
ARUBA	215	1.309	508,84	4.789	35.858	648,76
BERMUDA	16.211	2.686	-83,43	55.577	25.865	-53,46
CAPE VERDE	217	0	-100	120	0	-100
CAYMAN ISLANDS	233	194	-16,74	5.406	170	-96,86
DOMINICA	0	4.737	-	0	19.866	-
FRENCH GUIANA	3.731	3.919	5,04	37.265	23.834	-36,04
FRENCH POLYNESIA	81.336	63.594	-21,81	330.837	246.297	-25,55
GREENLAND	0	46	-	0	1.198	-
GRENADA	0	16	-	0	82	-
MARTINIQUE	11.302	5.533	-51,04	43.836	29.025	-33,79
NETHERLANDS ANTILLES	87.106	138.948	59,52	814.293	1.330.278	63,37
SAINT LUCIA	129	1.268	882,95	6.758	9.659	42,93
TURKS AND CAICOS ISLANDS	0	142	-	0	305	-
GUADELOUPE	13.759	7.793	-43,36	59.708	27.426	-54,07
SAINT KITTS AND NEVIS	387	2.134	451,42	6.824	12.719	86,39
UNITED KINGDOM	10.827.463	10.858.471	0,29	178.431.385	188.432.457	5,6
NETHERLANDS	3.253.175	4.042.960	24,28	63.197.966	75.987.990	20,24
FRANCE	4.147.953	3.780.725	-8,85	66.210.674	67.689.055	2,23
GERMANY, FED. REP. OF	13.576.519	16.049.415	18,21	240.417.369	298.979.081	24,36
AUSTRIA	196.987	259.833	31,9	3.715.457	5.220.716	40,51

TABEL 5. PERKEMBANGAN EKSPOR INDONESIA MENURUT KOMODITI DAN NEGARA TUJUAN

JENIS BARANG	BERAT BERSIH (KG)		PERUB	NILAI FOB (US \$)		PERUB
	JAN-JUL 2007	JAN-JUL 2008	%	JAN-JUL 2007	JAN-JUL 2008	%
(1)	(2)	(3)	(4)	(5)	(6)	(7)
BELGIUM	3.839.611	5.058.285	31,74	75.067.680	102.520.093	36,57
SWITZERLAND	495.126	478.358	-3,39	8.314.930	8.105.001	-2,52
LUXEMBOURG	0	1.090	-	0	9.650	-
MONACO	124	158	27,42	4.404	4.063	-7,74
DENMARK	210.846	221.406	5,01	2.820.053	3.554.981	26,06
NORWAY	174.769	223.519	27,89	3.004.888	4.103.732	36,57
SWEDEN	458.878	579.403	26,27	7.471.547	7.742.522	3,63
FINLAND	39.057	27.092	-30,63	441.078	427.102	-3,17
IRELAND	403.706	400.000	-0,92	6.541.889	6.304.156	-3,63
ITALY	2.318.470	2.505.617	8,07	49.030.983	52.461.844	7
SPAIN	1.797.408	3.054.466	69,94	23.929.721	40.178.632	67,9
PORTUGAL	70.566	39.000	-44,73	799.535	480.724	-39,87
ICELAND	0	12	-	0	768	-
MONTSERRAT	172	0	-100	3.764	0	-100
GREECE	117.780	145.225	23,3	1.606.572	2.638.798	64,25
ANDORRA	0	377	-	0	4.573	-
DEMOCRATIC REPUBLIC OF THE CO	170.653	163.062	-4,45	233.374	817.887	250,46
HUNGARY	36.895	16.019	-56,58	279.708	321.662	15
POLAND	110.778	198.233	78,95	1.849.416	2.728.639	47,54
ROMANIA	21.092	22.163	5,08	354.522	405.581	14,4
BULGARIA	3.294	4.665	41,62	43.677	67.224	53,91
YUGOSLAVIA	11.446	12.859	12,34	108.828	244.260	124,45
ALBANIA	904	202	-77,65	12.337	308	-97,5
KAZAKHSTAN	287	18.396	6309,76	7.827	619.723	7817,76
MOLDOVA, REPUBLIC OF	62	0	-100	1.281	0	-100
TAJKISTAN	4.761	0	-100	31.073	0	-100
UKRAINE	414.410	690.846	66,71	5.998.096	10.255.186	70,97
LITHUANIA	20.990	0	-100	400.231	0	-100
LATVIA	39.556	13.790	-65,14	360.777	260.384	-27,83
ESTONIA	3.603	64.394	1687,23	67.651	664.565	882,34
CROATIA	29.387	31.072	5,73	126.269	290.136	129,78
BOSNIA AND HERZEGOVINA	610	0	-100	1.571	0	-100
MALTA	94.387	55.927	-40,75	376.441	420.387	11,67
SLOVAKIA	69.394	42.492	-38,77	1.191.810	719.603	-39,62
SLOVENIA	9.747	4.412	-54,73	114.200	79.091	-30,74
CZECH REPUBLIC	105.279	100.515	-4,53	2.622.957	2.554.485	-2,61
REP. OF MACEDONIA	984	0	-100	4.603	0	-100
RUSSIA FEDERATION	479.941	692.871	44,37	11.197.211	18.450.518	64,78
-KAIN TENUN	162.019.847	162.663.380	0,4	799.626.896	873.481.784	9,24
JAPAN	18.938.094	18.295.944	-3,39	78.502.749	81.152.148	3,37
HONG KONG	3.480.501	1.952.784	-43,89	22.358.492	14.305.330	-36,02
KOREA, DEMOCRATIC PEOPLE'S REI	0	40.497	-	0	105.939	-
KOREA, REPUBLIC OF	2.131.904	3.257.548	52,8	7.675.907	12.228.126	59,31
TAIWAN	3.819.635	3.172.518	-16,94	19.362.281	15.547.319	-19,7
CHINA	3.283.141	6.440.877	96,18	20.827.628	25.514.715	22,5
MACAU	46.394	96.051	107,03	293.337	609.418	107,75
PAPUA NEW GUINEA	135.300	162.382	20,02	721.028	929.732	28,95
THAILAND	4.775.215	4.701.674	-1,54	19.575.831	24.837.093	26,88
SINGAPORE	3.385.628	3.481.390	2,83	18.044.267	34.910.060	93,47
PHILIPPINES	2.817.113	1.997.382	-29,1	25.739.906	12.126.771	-52,89
MALAYSIA	11.737.581	12.466.132	6,21	45.206.087	51.752.385	14,48
MYANMAR (FORM. BURMA)	680.090	524.239	-22,92	4.124.104	3.745.960	-9,17
CAMBODIA	1.178.669	1.224.389	3,88	5.236.769	5.554.781	6,07
BRUNEI DARUSSALAM	58.098	95.032	63,57	346.195	684.783	97,8
LAO PEOPLE'S DEMOCRATIC REPUB	64.206	230.193	258,52	230.051	1.061.958	361,62
NEPAL	778	2.322	198,46	4.360	14.629	235,53
VIET NAM	2.327.973	2.824.990	21,35	14.009.597	16.353.089	16,73
MALDIVES	54.625	67.643	23,83	169.265	131.221	-22,48
INDIA	1.911.011	1.605.494	-15,99	10.271.992	9.572.067	-6,81
PAKISTAN	393.352	170.143	-56,75	1.394.292	848.817	-39,12
BANGLADESH	5.529.273	3.121.693	-43,54	21.151.322	14.806.990	-29,99
SRI LANKA	2.311.435	2.586.895	11,92	12.856.189	22.285.208	73,34
AFGHANISTAN	63.834	30.941	-51,53	295.810	252.254	-14,72
IRAQ	0	12.533	-	0	107.579	-
IRAN (ISLAMIC REPUBLIC OF)	412.263	437.122	6,03	1.819.912	2.962.086	62,76
SAUDI ARABIA	7.859.481	7.538.087	-4,09	49.586.732	53.062.350	7,01
ISRAEL	0	26.720	-	0	97.369	-
KUWAIT	854.429	530.648	-37,89	6.561.614	4.259.740	-35,08
JORDAN	485.022	722.536	48,97	2.497.585	4.226.033	69,2
LEBANON	99.492	172.140	73,02	544.779	1.048.787	92,52
YEMEN	535.904	525.358	-1,97	2.689.102	2.975.929	10,67
OMAN	363.898	465.331	27,87	1.990.748	2.703.833	35,82
SYRIA ARAB REPUBLIC	737.918	1.066.144	44,48	4.041.344	6.750.160	67,03
TURKEY	14.839.210	16.926.527	14,07	64.911.143	83.094.089	28,01
UNITED ARAB EMIRATES	13.215.444	14.642.735	10,8	83.467.522	102.088.728	22,31
QATAR	75.969	68.805	-9,43	545.121	497.682	-8,7
BAHRAIN	50.152	49.043	-2,21	365.120	398.682	9,19

TABEL 5. PERKEMBANGAN EKSPOR INDONESIA MENURUT KOMODITI DAN NEGARA TUJUAN

JENIS BARANG	BERAT BERSIH (KG)		PERUB	NILAI FOB (US \$)		PERUB
	JAN-JUL 2007	JAN-JUL 2008	%	JAN-JUL 2007	JAN-JUL 2008	%
	(1)	(2)	(3)	(4)	(5)	(6)
CYPRUS	43.024	72.156	67,71	296.440	506.541	70,87
EGYPT	765.272	892.008	16,56	4.107.964	5.848.869	42,38
LIBYAN ARAB JAMAHIRIYA	384.038	280.756	-26,89	2.002.422	1.742.265	-12,99
MOROCCO	334.704	551.355	64,73	2.082.044	3.243.066	55,76
TUNISIA	94.364	57.383	-39,19	436.048	281.958	-35,34
ALGERIA	149.921	215.799	43,94	444.055	599.878	35,09
SUDAN	130.809	267.867	104,78	775.248	1.634.757	110,87
LESOTHO	539.261	944.724	75,19	1.595.776	2.888.264	80,99
ETHIOPIA	6.488	90.232	1290,75	46.999	449.617	856,65
TANZANIA, UNITED REPUBLIC OF	0	1.841	-	0	870	-
MADAGASCAR	82.307	5.920	-92,81	276.931	15.920	-94,25
SOMALIA	23.336	28.143	20,6	121.072	218.104	80,14
KENYA	856.958	567.019	-33,83	3.778.551	2.770.900	-26,67
REUNION	408	1.915	369,36	3.664	9.530	160,1
MOZAMBIQUE	0	11.869	-	0	104.466	-
BOTSWANA	27.576	11.025	-60,02	150.163	64.069	-57,33
TOGO	38.765	95.272	145,77	181.148	429.330	137,01
GHANA	161.913	112.413	-30,57	622.196	646.210	3,86
GUINEA	70.343	28.801	-59,06	154.425	43.429	-71,88
ANGOLA	0	5.897	-	0	37.724	-
CAMEROON	15.099	0	-100	88.812	0	-100
NIGERIA	22.620	64.134	183,53	182.036	484.412	166,11
GABON	6.420	5.561	-13,38	6.900	3.275	-52,54
COTE D'IVOIRE	60.060	91.289	52	318.649	331.858	4,15
SENEGAL	46.794	2.899	-93,8	103.224	2.700	-97,38
MALI	0	147.451	-	0	764.230	-
BENIN	19.587	41.728	113,04	107.874	370.148	243,13
BURKINA FASO	26.487	0	-100	74.482	0	-100
GAMBIA	1.512	14.795	878,51	6.503	135.156	1978,36
SEYCHELLES	0	3.033	-	0	31.737	-
UGANDA	0	49.100	-	0	312.429	-
NIGER	12.740	54.405	327,04	61.152	223.035	264,72
DJIBOUTI	60.085	28.011	-53,38	263.552	201.593	-23,51
SOUTH AFRICA	2.543.766	2.869.219	12,79	10.956.435	15.525.791	41,7
ZIMBABWE	405.429	315.041	-22,29	1.756.614	1.212.498	-30,98
COMOROS	1.102	0	-100	6.099	0	-100
MAURITIUS	246.886	551.487	123,38	1.166.668	2.550.478	118,61
AUSTRALIA	1.925.176	1.545.167	-19,74	6.422.948	6.401.278	-0,34
NEW ZEALAND	233.282	193.164	-17,2	1.342.443	1.316.852	-1,91
MICRONESIA, FEDERATED STATES C	0	5.904	-	0	56.170	-
GUAM	0	48	-	0	67	-
PALAU	33	1.165	3430,3	484	2.212	357,02
NEW CALEDONIA	1.138	2.492	118,98	2.975	6.316	112,3
NORTHERN MARIANA ISLANDS	300	0	-100	6.200	0	-100
VANUATU	1.072	3.377	215,02	603	2.273	276,95
AMERICAN SAMOA	0	965	-	0	5.402	-
COOK ISLANDS	2	0	-100	8	0	-100
FIJI	201.817	125.209	-37,96	1.091.180	736.991	-32,46
EAST TIMOR	2.383	7.533	216,11	46.782	12.072	-74,2
UNITED STATES	7.637.708	5.879.337	-23,02	48.927.620	44.984.008	-8,06
CANADA	681.298	689.376	1,19	4.139.053	4.422.675	6,85
MEXICO	2.199.380	1.730.454	-21,32	9.703.134	8.849.139	-8,8
GUATEMALA	80.408	107.663	33,9	407.157	940.127	130,9
HONDURAS	92.745	164.243	77,09	708.779	1.100.059	55,2
NICARAGUA	181.695	468.891	158,06	590.146	1.735.484	194,08
PANAMA	386.093	593.883	53,82	1.979.646	3.837.204	93,83
SURINAME	7.507	6.141	-18,2	32.112	30.889	-3,81
CHILE	219.956	96.027	-56,34	1.063.553	662.944	-37,67
VENEZUELA	184.135	67.281	-63,46	898.675	362.113	-59,71
ARGENTINA	216.008	164.145	-24,01	1.109.524	1.074.539	-3,15
BRAZIL	1.196.635	1.627.109	35,97	7.497.088	10.865.060	44,92
COLOMBIA	466.137	332.048	-28,77	2.366.016	2.020.498	-14,6
BOLIVIA	2.112	0	-100	13.155	0	-100
URUGUAY	37.534	70.901	88,9	182.326	208.457	14,33
PARAGUAY	0	18.371	-	0	113.781	-
ECUADOR	16.613	8.314	-49,95	69.861	64.055	-8,31
PERU	316.858	474.641	49,8	1.977.160	2.837.448	43,51
JAMAICA	21.285	18.963	-10,91	122.113	123.761	1,35
PUERTO RICO	0	9	-	0	171	-
DOMINICAN REPUBLIC	120.110	142.750	18,85	702.826	810.529	15,32
EL SALVADOR	55.405	66.063	19,24	275.817	358.952	30,14
COSTA RICA	704	289	-58,95	2.264	2.330	2,92
ANTIGUA AND BARBUDA	543	0	-100	4.000	0	-100
ARUBA	0	48	-	0	95	-
FRENCH POLYNESIA	14.862	4.653	-68,69	142.562	37.314	-73,83
MARTINIQUE	14	78	457,14	175	737	321,14
NETHERLANDS ANTILLES	3.969	5	-99,87	25.372	87	-99,66
TURKS AND CAICOS ISLANDS	0	427	-	0	913	-

TABEL 5. PERKEMBANGAN EKSPOR INDONESIA MENURUT KOMODITI DAN NEGARA TUJUAN

JENIS BARANG	BERAT BERSIH (KG)		PERUB	NILAI FOB (US \$)		PERUB
	JAN-JUL 2007	JAN-JUL 2008	%	JAN-JUL 2007	JAN-JUL 2008	%
(1)	(2)	(3)	(4)	(5)	(6)	(7)
GUADELOUPE		4			3.638	30216,67
UNITED KINGDOM	3.364.482	3.957.824	17,64	18.469.520	16.939.277	-8,29
NETHERLANDS	3.548.815	3.899.571	9,88	14.203.249	16.580.127	16,73
FRANCE	717.654	576.849	-19,62	7.218.814	5.009.914	-30,6
GERMANY, FED. REP. OF	3.468.641	3.094.922	-10,77	16.521.476	16.218.859	-1,83
AUSTRIA	13.105	7.985	-39,07	126.150	100.992	-19,94
BELGIUM	2.789.731	2.191.532	-21,44	9.219.971	7.391.007	-19,84
SWITZERLAND	5.364	3.547	-33,87	175.855	49.029	-72,12
DENMARK	144.730	109.896	-24,07	1.064.530	734.562	-31
NORWAY	69.778	6.451	-90,75	296.936	38.352	-87,08
SWEDEN	51.927	34.165	-34,21	312.258	194.310	-37,77
FINLAND	409.739	378.093	-7,72	2.626.022	2.484.164	-5,4
IRELAND	38.909	49	-99,87	118.020	231	-99,8
ITALY	8.939.046	8.369.999	-6,37	28.903.810	29.472.762	1,97
SPAIN	2.974.428	2.619.771	-11,92	10.830.552	11.058.205	2,1
PORTUGAL	276.969	303.352	9,53	1.103.412	1.376.150	24,72
GREECE	413.007	526.572	27,5	2.236.237	2.836.697	26,85
HUNGARY	329.749	190.223	-42,31	1.813.583	1.360.623	-24,98
POLAND	1.095.208	796.861	-27,24	6.884.750	5.245.942	-23,8
ROMANIA	118.709	67.957	-42,75	609.777	451.964	-25,88
BULGARIA	48.911	18.581	-62,01	266.378	103.283	-61,23
YUGOSLAVIA	0	76	-	0	367	-
ALBANIA	0	21	-	0	32	-
BELARUS	117.654	32.695	-72,21	789.652	271.059	-65,67
KAZAKHSTAN	431	245	-43,16	8.094	6.006	-25,8
TAJIKISTAN	12.785	0	-100	83.438	0	-100
UKRAINE	294.153	240.479	-18,25	2.044.564	1.890.346	-7,54
UZBEKISTAN	98.530	88.558	-10,12	262.536	328.347	25,07
LITHUANIA	0	12.452	-	0	70.513	-
LATVIA	3.989	246	-93,83	15.534	4.802	-69,09
ESTONIA	2.787	10.545	278,36	22.842	50.605	121,54
CROATIA	5.043	15.511	207,57	23.955	128.603	436,85
MALTA	2.110	8	-99,62	8.523	102	-98,8
SLOVAKIA	30.012	5.500	-81,67	161.939	34.121	-78,93
SLOVENIA	8.117	13.017	60,37	90.519	139.158	53,73
CZECH REPUBLIC	110.554	63.442	-42,61	512.223	435.892	-14,9
RUSSIA FEDERATION	178.753	194.125	8,6	1.155.681	1.199.794	3,82
-TEKSTIL LAINNYA	699.707.300	667.089.861	-4,66	1.591.083.964	1.659.698.177	4,31
JAPAN	46.935.154	50.110.679	6,77	139.468.057	158.476.305	13,63
HONG KONG	20.499.792	10.494.988	-48,8	47.190.242	31.490.072	-33,27
KOREA, DEMOCRATIC PEOPLE'S REI	510	939	84,12	1.300	528	-59,38
KOREA, REPUBLIC OF	54.633.113	54.129.087	-0,92	135.278.027	151.078.542	11,68
TAIWAN	19.637.009	18.301.906	-6,8	34.558.867	42.210.908	22,14
CHINA	36.903.992	33.660.417	-8,79	61.147.530	67.060.808	9,67
MACAU	5.254	71.660	1263,91	91.032	354.171	289,06
PAPUA NEW GUINEA	70.261	125.706	78,91	143.203	288.653	101,57
THAILAND	17.870.175	19.483.335	9,03	44.237.040	51.570.720	16,58
SINGAPORE	8.966.034	6.508.859	-27,41	28.000.319	20.246.373	-27,69
PHILIPPINES	12.052.200	12.093.214	0,34	25.859.919	29.515.958	14,14
MALAYSIA	21.371.739	18.091.293	-15,35	51.943.814	48.250.919	-7,11
MYANMAR (FORM. BURMA)	58.598	535.872	814,49	253.613	1.508.457	494,79
CAMBODIA	487.593	451.088	-7,49	2.198.422	2.183.134	-0,7
BRUNEI DARUSSALAM	150.436	132.079	-12,2	398.482	438.773	10,11
LAO PEOPLE'S DEMOCRATIC REPUB	0	286	-	0	3	-
NEPAL	34.794	298	-99,14	67.171	3.375	-94,98
VIET NAM	19.318.469	21.322.966	10,38	34.233.990	42.393.044	23,83
MALDIVES	53.512	47.696	-10,87	267.068	354.068	32,58
INDIA	13.838.511	15.420.394	11,43	26.352.850	42.737.327	62,17
PAKISTAN	8.112.152	16.202.896	99,74	16.579.197	35.366.105	113,32
BANGLADESH	11.858.867	8.457.992	-28,68	30.537.997	23.428.237	-23,28
SRI LANKA	6.758.418	5.877.105	-13,04	19.122.281	17.115.160	-10,5
AFGHANISTAN	1.700	11.874	598,47	5.408	11.057	104,46
IRAQ	0	113	-	0	20	-
IRAN (ISLAMIC REPUBLIC OF)	9.104.520	7.657.045	-15,9	17.582.726	17.993.668	2,34
SAUDI ARABIA	1.508.858	1.912.006	26,72	6.507.372	8.154.686	25,31
ISRAEL	15.241	3.299.041	21545,83	41.584	8.331.753	19935,96
KUWAIT	401.579	64.706	-83,89	1.352.767	436.921	-67,7
JORDAN	539.113	354.484	-34,25	1.206.195	961.170	-20,31
LEBANON	56.438	96.653	71,26	299.332	262.246	-12,39
YEMEN	521.101	529.660	1,64	1.943.886	2.280.965	17,34
OMAN	20.961	18.272	-12,83	66.310	42.674	-35,64
SYRIA ARAB REPUBLIC	2.616.851	2.667.304	1,93	4.602.982	6.281.735	36,47
TURKEY	59.513.292	50.025.940	-15,94	135.783.434	119.008.358	-12,35
UNITED ARAB EMIRATES	3.855.519	4.355.669	12,97	15.185.721	20.566.852	35,44
QATAR	38.274	25.914	-32,29	420.521	41.309	-90,18
BAHRAIN	8.783	198	-97,75	3.431	851	-75,2
CYPRUS	6.588	13.320	102,19	10.396	53.853	418,02

TABEL 5. PERKEMBANGAN EKSPOR INDONESIA MENURUT KOMODITI DAN NEGARA TUJUAN

JENIS BARANG	BERAT BERSIH (KG)		PERUB %	NILAI FOB (US \$)		PERUB %
	JAN-JUL 2007	JAN-JUL 2008		JAN-JUL 2007	JAN-JUL 2008	
(1)	(2)	(3)	(4)	(5)	(6)	(7)
EGYPT	21.691.052	22.710.370	4,7	37.782.480	43.343.070	14,72
LIBYAN ARAB JAMAHIRIYA	84.206	176	-99,79	91.230	7.466	-91,82
MOROCCO	3.081.028	1.922.226	-37,61	4.270.211	3.373.706	-20,99
TUNISIA	243.138	303.281	24,74	519.547	858.603	65,26
ALGERIA	2.326.554	1.417.607	-39,07	3.905.176	3.792.734	-2,88
SUDAN	64.886	76.426	17,79	166.722	140.583	-15,68
NAMIBIA	0	1.052	-	0	1.676	-
ETHIOPIA	374	1.715.625	458623,26	5	4.982.929	99658480
TANZANIA, UNITED REPUBLIC OF	79.531	132.132	66,14	149.606	254.174	69,9
MADAGASCAR	171.450	162.974	-4,94	544.243	500.447	-8,05
SOMALIA	33.143	0	-100	175.181	0	-100
KENYA	1.198.082	900.783	-24,81	2.086.330	2.649.253	26,98
REUNION	24.531	32.167	31,13	43.790	68.042	55,38
MOZAMBIQUE	21.672	146	-99,33	36.464	741	-97,97
BOTSWANA	7.535	0	-100	21.728	0	-100
TOGO	71.199	92.356	29,72	339.228	494.027	45,63
GHANA	516.045	371.023	-28,1	1.935.804	1.526.222	-21,16
GUINEA	1.495	31.958	2037,66	228	93.377	40854,82
ANGOLA	16.728	10.637	-36,41	41.719	26.490	-36,5
CONGO	0	24.100	-	0	38.390	-
CAMEROON	88.462	74.800	-15,44	179.178	136.302	-23,93
NIGERIA	76.115	112.000	47,15	157.022	427.732	172,4
SIERRA LEONE	8.311	36.179	335,31	27.129	127.108	368,53
GABON	84.869	18.069	-78,71	123.841	27.396	-77,88
COTE D'IVOIRE	152.239	181.342	19,12	397.041	531.703	33,92
SENEGAL	63.677	287.951	352,21	212.239	622.721	193,41
MAURITANIA	224.452	161.439	-28,07	722.195	520.425	-27,94
MALI	12.797	100	-99,22	40.388	1.695	-95,8
BENIN	62.550	165.692	164,9	690.844	1.677.306	142,79
BURKINA FASO	0	16.224	-	0	48.688	-
GAMBIA	28.617	27.795	-2,87	31.344	77.882	148,47
U.S. VIRGIN ISLANDS	509	1.045	105,3	1.712	743	-56,6
SEYCHELLES	7.775	6.338	-18,48	14.572	19.020	30,52
UGANDA	2.051	449	-78,11	7.361	8.438	14,63
NIGER	0	21.076	-	0	256.590	-
CHAD	0	186	-	0	186	-
DJIBOUTI	1.077.858	68.400	-93,65	2.804.631	116.850	-95,83
SAO TOME AND PRINCIPE	0	12.201	-	0	11.540	-
SWAZILAND	0	10	-	0	20	-
SOUTH AFRICA	3.671.507	2.412.279	-34,3	8.950.663	6.980.974	-22,01
ZIMBABWE	78.092	7.336	-90,61	137.771	30.291	-78,01
ZAMBIA	38.689	94.531	144,34	71.438	199.024	178,6
MALAWI	0	143	-	0	258	-
MAURITIUS	779.819	643.218	-17,52	2.623.581	1.856.637	-29,23
VIRGIN ISLANDS (BRITISH)	16	895	5493,75	210	4.117	1860,48
AUSTRALIA	11.079.487	10.304.421	-7	22.917.387	24.159.360	5,42
NEW ZEALAND	1.844.531	1.792.655	-2,81	5.062.964	5.074.223	0,22
MICRONESIA, FEDERATED STATES C	0	2.112	-	0	4.216	-
GUAM	2.918	7.093	143,08	16.348	15.369	-5,99
PALAU	110	489	344,55	768	1.562	103,39
NEW CALEDONIA	44.527	47.012	5,58	180.383	225.338	24,92
NORTHERN MARIANA ISLANDS	1.480	0	-100	7.737	0	-100
SAINT VINCENT AND THE GRENADIN	2.135	951	-55,46	3.838	1.372	-64,25
VANUATU	10.784	29.128	170,1	19.127	28.007	46,43
WALLIS AND FUTUNA ISLANDS	1.596	3.568	123,56	3.187	5.465	71,48
COOK ISLANDS	15.966	3.615	-77,36	40.385	50.399	24,8
FIJI	16.291	35.260	116,44	85.824	143.758	67,5
KIRIBATI	1.667	0	-100	2.970	0	-100
MARSHALL ISLANDS	5	0	-100	200	0	-100
SAMOA	1.272	2.538	99,53	3.634	7.875	116,7
SOLOMON ISLANDS	20.250	1.480	-92,69	1	4.130	412900
TONGA	537	3.529	557,17	2.422	4.122	70,19
TUVALU	43	189	339,53	160	487	204,38
CHRISTMAS ISLANDS	322	0	-100	3.298	0	-100
EAST TIMOR	293.913	184.320	-37,29	541.539	366.690	-32,29
UNITED STATES	51.146.741	54.158.797	5,89	115.460.943	125.734.637	8,9
CANADA	5.168.696	4.262.669	-17,53	11.686.676	10.062.881	-13,89
MEXICO	7.799.674	7.975.413	2,25	16.587.212	18.581.148	12,02
GUATEMALA	259.872	674.813	159,67	520.395	1.445.576	177,78
HONDURAS	61.932	770.834	1144,65	123.678	1.491.289	1105,78
NICARAGUA	2.438	787	-67,72	3.704	1.500	-59,5
PANAMA	30.620	690	-97,75	95.616	6.364	-93,34
CUBA	0	76.028	-	0	133.164	-
SURINAME	138.814	89.876	-35,25	242.423	200.620	-17,24
CHILE	2.079.413	2.309.218	11,05	4.877.293	6.274.820	28,65
VENEZUELA	3.286.594	2.073.373	-36,91	7.421.527	5.414.797	-27,04
ARGENTINA	14.429.322	11.306.481	-21,64	32.512.418	28.570.390	-12,12
BRAZIL	66.313.174	66.278.153	-0,05	139.696.064	143.115.089	2,45

TABEL 5. PERKEMBANGAN EKSPOR INDONESIA MENURUT KOMODITI DAN NEGARA TUJUAN

JENIS BARANG	BERAT BERSIH (KG)		PERUB	NILAI FOB (US \$)		PERUB
	JAN-JUL 2007	JAN-JUL 2008	%	JAN-JUL 2007	JAN-JUL 2008	%
(1)	(2)	(3)	(4)	(5)	(6)	(7)
COLOMBIA	4.449.638	3.237.619	-27,24	9.484.132	6.871.335	-27,55
URUGUAY	121.311	291.425	140,23	256.056	876.286	242,22
PARAGUAY	39.826	32.135	-19,31	84.390	96.652	14,53
ECUADOR	1.264.893	1.099.773	-13,05	2.737.149	2.920.760	6,71
PERU	1.807.998	813.550	-55	3.644.850	2.375.325	-34,83
GUYANA	14.315	7.499	-47,61	27.920	13.233	-52,6
TRINIDAD AND TOBAGO	0	18.924	-	0	49.104	-
BAHAMAS	3.313	502	-84,85	5.542	3.081	-44,41
JAMAICA	155.743	136.826	-12,15	294.823	260.376	-11,68
PUERTO RICO	3.303	4.463	35,12	16.228	10.373	-36,08
BELIZE	1.425	0	-100	12.184	0	-100
DOMINICAN REPUBLIC	181.032	159.895	-11,68	363.605	570.241	56,83
EL SALVADOR	413.261	284.103	-31,25	885.346	721.418	-18,52
COSTA RICA	96.437	51.901	-46,18	256.820	267.312	4,09
HAITI	164	0	-100	131	0	-100
BARBADOS	467	938	100,86	2.048	2.753	34,42
ANTIGUA AND BARBUDA	1.925	521	-72,94	4.106	2.420	-41,06
ANGUILLA	27	0	-100	82	0	-100
ARUBA	205	371	80,98	697	2.900	316,07
BERMUDA	94	404	329,79	983	2.286	132,55
CAYMAN ISLANDS	1.592	1.342	-15,7	448	265	-40,85
DOMINICA	0	387	-	0	1.215	-
FALKLAND ISLANDS (MALVINAS)	6	0	-100	8	0	-100
FRENCH GUIANA	3.368	17.464	418,53	11.325	51.013	350,45
FRENCH POLYNESIA	96.318	102.933	6,87	243.715	223.224	-8,41
GRENADA	63	95	50,79	455	467	2,64
MARTINIQUE	19.519	8.474	-56,59	75.327	34.831	-53,76
NETHERLANDS ANTILLES	15.515	14.515	-6,45	35.980	50.578	40,57
SAINT LUCIA	62	1.679	2608,06	866	5.747	563,63
TURKS AND CAICOS ISLANDS	0	349	-	0	610	-
GUADELOUPE	12.667	10.051	-20,65	53.177	40.081	-24,63
SAINT KITTS AND NEVIS	345	7.010	1931,88	5.257	9.269	76,32
UNITED KINGDOM	9.599.954	8.802.587	-8,31	20.053.187	19.358.207	-3,47
NETHERLANDS	3.602.363	3.692.038	2,49	9.772.069	9.385.361	-3,96
FRANCE	1.251.726	1.089.876	-12,93	6.030.079	4.889.068	-18,92
GERMANY, FED. REP. OF	18.680.888	17.917.233	-4,09	45.933.156	43.441.505	-5,42
AUSTRIA	51.133	34.063	-33,38	237.039	87.484	-63,09
BELGIUM	18.936.370	16.825.314	-11,15	39.599.890	36.825.860	-7,01
SWITZERLAND	265.158	106.786	-59,73	842.308	320.970	-61,89
DENMARK	454.254	366.334	-19,35	1.734.781	1.595.219	-8,04
NORWAY	240.711	144.590	-39,93	1.558.811	1.040.643	-33,24
SWEDEN	1.510.193	1.348.447	-10,71	8.545.654	5.075.748	-40,6
FINLAND	671.965	1.144.320	70,29	1.429.604	3.082.084	115,59
IRELAND	128.800	215.941	67,66	250.839	506.467	101,91
ITALY	27.183.878	23.766.208	-12,57	57.293.707	53.536.445	-6,56
SPAIN	13.847.028	11.416.991	-17,55	29.984.735	27.006.884	-9,93
PORTUGAL	3.394.698	3.814.889	12,38	8.308.882	10.805.625	30,05
ICELAND	3.571	6.301	76,45	23.915	45.771	91,39
GREECE	4.989.022	2.331.597	-53,27	13.023.243	6.204.145	-52,36
DEMOCRATIC REPUBLIC OF THE CO	77.652	65.992	-15,02	214.506	153.156	-28,6
HUNGARY	1.520.520	1.339.369	-11,91	2.776.410	2.730.200	-1,66
POLAND	3.164.287	2.535.002	-19,89	6.601.132	5.765.042	-12,67
ROMANIA	360.401	347.206	-3,66	695.419	920.454	32,36
BULGARIA	124.184	186.686	50,33	226.280	371.295	64,09
YUGOSLAVIA	10.426	4.267	-59,07	12.351	32.905	166,42
AZERBAIJAN	0	4.192	-	0	16.179	-
KAZAKHSTAN	3.600	300	-91,67	1.046	600	-42,64
KYRGYZSTAN	198.940	144.785	-27,22	562.011	472.266	-15,97
MOLDOVA, REPUBLIC OF	21.874	44	-99,8	36.748	100	-99,73
TAJKISTAN	4.841	0	-100	31.598	0	-100
UKRAINE	127.442	240.203	88,48	348.365	621.792	78,49
UZBEKISTAN	14.480	1.860	-87,15	20.230	255	-98,74
LITHUANIA	1.449.041	1.432.523	-1,14	2.522.994	2.828.099	12,09
LATVIA	84.002	9.836	-88,29	196.874	31.428	-84,04
ESTONIA	59.771	99.088	65,78	170.486	268.560	57,53
GEORGIA	38.546	0	-100	68.226	0	-100
CROATIA	11.754	9.139	-22,25	165.255	40.152	-75,7
MALTA	5.043	9.275	83,92	24.869	28.038	12,74
SLOVAKIA	246.191	2.191	-99,11	404.197	26.100	-93,54
SLOVENIA	301.100	352.874	17,19	573.490	782.333	36,42
CZECH REPUBLIC	196.675	182.177	-7,37	410.865	414.871	0,98
RUSSIA FEDERATION	198.407	1.591.006	701,89	1.529.604	8.063.729	427,18
-BARANG DARI KARET	275.145.926	268.822.032	-2,3	767.380.627	871.788.148	13,61
JAPAN	45.938.161	42.954.466	-6,5	135.470.297	147.209.622	8,67
HONG KONG	2.353.116	1.906.217	-18,99	10.402.707	9.708.037	-6,68
KOREA, REPUBLIC OF	2.983.745	3.024.870	1,38	4.893.033	4.815.993	-1,57
TAIWAN	2.533.654	3.293.719	30	7.607.814	10.939.799	43,8

TABEL 5. PERKEMBANGAN EKSPOR INDONESIA MENURUT KOMODITI DAN NEGARA TUJUAN

JENIS BARANG	BERAT BERSIH (KG)		PERUB %	NILAI FOB (US \$)		PERUB %
	JAN-JUL 2007	JAN-JUL 2008		JAN-JUL 2007	JAN-JUL 2008	
(1)	(2)	(3)	(4)	(5)	(6)	(7)
CHINA	9.187.567	4.251.880	-53,72	20.640.545	16.315.237	-20,96
MONGOLIA	0	7.425	-	0	22.275	-
PAPUA NEW GUINEA	935.694	1.139.094	21,74	2.520.999	3.523.316	39,76
THAILAND	6.522.871	5.727.681	-12,19	20.992.987	20.962.023	-0,15
SINGAPORE	3.874.396	3.648.998	-5,82	31.246.241	34.030.832	8,91
PHILIPPINES	7.294.682	6.914.343	-5,21	11.751.486	12.927.805	10,01
MALAYSIA	14.111.237	12.272.820	-13,03	22.048.503	30.631.377	38,93
MYANMAR (FORM. BURMA)	377.046	354.081	-6,09	832.211	996.184	19,7
CAMBODIA	281.219	384.905	36,87	788.549	1.207.942	53,19
BRUNEI DARUSSALAM	271.535	248.949	-8,32	674.718	622.604	-7,72
LAO PEOPLE'S DEMOCRATIC REPUB	11.577	14.341	23,87	32.970	44.269	34,27
NEPAL	32.296	5.434	-83,17	91.830	10.240	-88,85
BHUTAN	240	0	-100	2.376	0	-100
VIET NAM	2.039.819	3.329.264	63,21	5.973.533	11.499.562	92,51
MALDIVES	4.001	3.584	-10,42	1.875	4.797	155,84
INDIA	945.416	845.841	-10,53	1.993.709	2.274.971	14,11
PAKISTAN	1.620.788	1.741.663	7,46	3.467.132	4.307.452	24,24
BANGLADESH	1.062.818	1.232.468	15,96	2.253.078	2.684.733	19,16
SRI LANKA	996.120	1.036.589	4,06	2.250.344	2.682.319	19,2
AFGHANISTAN	65.035	0	-100	160.572	0	-100
IRAQ	17.083	14.755	-13,63	28.877	49.692	72,08
IRAN (ISLAMIC REPUBLIC OF)	1.303.045	1.382.750	6,12	2.986.256	4.278.541	43,27
SAUDI ARABIA	13.902.980	10.590.318	-23,83	36.309.111	30.397.184	-16,28
ISRAEL	0	757.843	-	0	2.056.933	-
KUWAIT	151.193	196.888	30,22	417.605	637.634	52,69
JORDAN	1.069.128	951.124	-11,04	2.684.549	2.317.189	-13,68
LEBANON	991.667	750.590	-24,31	2.702.015	2.290.711	-15,22
YEMEN	3.001.524	1.644.099	-45,22	8.330.834	4.877.176	-41,46
OMAN	631.844	772.097	22,2	1.696.267	2.277.666	34,28
SYRIA ARAB REPUBLIC	1.126.751	851.755	-24,41	2.253.886	2.257.736	0,17
TURKEY	2.470.055	3.322.617	34,52	6.618.242	9.592.681	44,94
UNITED ARAB EMIRATES	12.552.678	13.735.774	9,43	32.052.216	41.579.884	29,73
QATAR	381.202	286.788	-24,77	1.059.139	920.080	-13,13
BAHRAIN	182.127	133.687	-26,6	518.692	426.878	-17,7
CYPRUS	95.096	99.547	4,68	263.205	306.317	16,38
EGYPT	6.227.924	6.407.117	2,88	14.735.964	17.015.657	15,47
LIBYAN ARAB JAMAHIRIYA	1.019.763	1.248.062	22,39	2.716.357	3.700.094	36,22
MOROCCO	263.187	315.740	19,97	664.138	962.357	44,9
TUNISIA	37.245	115.642	210,49	107.469	249.795	132,43
ALGERIA	322.520	185.050	-42,62	850.448	589.775	-30,65
SUDAN	289.624	469.116	61,97	765.433	1.496.406	95,5
TANZANIA, UNITED REPUBLIC OF	11	0	-100	50	0	-100
MADAGASCAR	1.457	454	-68,84	645	250	-61,24
KENYA	136.734	74.132	-45,78	352.324	190.313	-45,98
REUNION	21.688	10.453	-51,8	69.135	38.939	-43,68
BOTSWANA	36.895	0	-100	96.084	0	-100
TOGO	983	0	-100	126	0	-100
GHANA	294.963	225.952	-23,4	563.107	525.388	-6,7
LIBERIA	8.147	0	-100	22.381	0	-100
GUINEA	15.045	0	-100	42.943	0	-100
ANGOLA	74.361	36.993	-50,25	205.087	134.090	-34,62
CAMEROON	27.796	5.195	-81,31	45.247	17.793	-60,68
NIGERIA	1.051.367	1.280.664	21,81	2.534.953	3.745.278	47,75
GABON	0	1	-	0	14	-
COTE D'IVOIRE	46.025	57.406	24,73	123.240	186.534	51,36
SENEGAL	16.159	35.477	119,55	43.964	127.417	189,82
BENIN	18.778	18.448	-1,76	49.552	61.294	23,7
BURKINA FASO	9.082	0	-100	25.424	0	-100
SEYCHELLES	12.427	644	-94,82	33.171	1.210	-96,35
UGANDA	84.374	106.949	26,76	195.546	254.260	30,03
DJIBOUTI	234.818	100.719	-57,11	601.040	316.428	-47,35
SOUTH AFRICA	1.013.218	2.635.457	160,11	2.913.019	7.696.359	164,21
ZIMBABWE	145.280	124.026	-14,63	408.550	350.230	-14,27
COMOROS	868	320	-63,13	1.253	1.254	0,08
MAURITIUS	249.700	278.677	11,6	588.803	833.579	41,57
AUSTRALIA	4.636.810	5.729.267	23,56	13.114.856	18.482.279	40,93
NEW ZEALAND	1.380.385	1.611.045	16,71	3.864.507	5.134.482	32,86
GUAM	1	0	-100	4	0	-100
NEW CALEDONIA	8.568	15.514	81,07	22.963	52.645	129,26
VANUATU	16.633	25.309	52,16	47.146	83.472	77,05
AMERICAN SAMOA	14.366	0	-100	44.764	0	-100
COOK ISLANDS	33	0	-100	564	0	-100
FIJI	106.880	115.447	8,02	302.676	352.976	16,62
SAMOA	45.535	33.706	-25,98	257.993	136.192	-47,21
SOLOMON ISLANDS	519	0	-100	700	0	-100
EAST TIMOR	79.072	364.464	360,93	191.140	580.770	203,85
UNITED STATES	56.576.287	57.555.063	1,73	161.448.120	186.458.746	15,49
CANADA	1.211.847	2.629.628	116,99	3.111.920	7.773.228	149,79

TABEL 5. PERKEMBANGAN EKSPOR INDONESIA MENURUT KOMODITI DAN NEGARA TUJUAN

JENIS BARANG	BERAT BERSIH (KG)		PERUB	NILAI FOB (US \$)		PERUB
	JAN-JUL 2007	JAN-JUL 2008	%	JAN-JUL 2007	JAN-JUL 2008	%
	(1)	(2)	(3)	(4)	(5)	(6)
MEXICO	901.905	1.046.819	16,07	2.211.622	2.696.807	21,94
GUATEMALA	293.267	277.977	-5,21	814.716	833.944	2,36
HONDURAS	272.834	167.287	-38,69	622.238	438.921	-29,46
NICARAGUA	7.810	0	-100	19.913	0	-100
PANAMA	226.159	158.899	-29,74	689.378	497.607	-27,82
SURINAME	13.494	19.936	47,74	34.022	64.980	90,99
CHILE	105.975	95.277	-10,09	238.836	250.415	4,85
VENEZUELA	155.736	149.411	-4,06	471.250	599.261	27,16
ARGENTINA	456.093	865.820	89,83	1.247.110	2.244.573	79,98
BRAZIL	979.699	635.168	-35,17	2.473.946	2.103.713	-14,97
COLOMBIA	916.974	1.080.993	17,89	2.208.206	2.773.292	25,59
BOLIVIA	8.168	45.765	460,3	25.610	152.880	496,95
URUGUAY	19.616	34.915	77,99	64.248	133.630	107,99
PARAGUAY	0	82.307	-	0	240.092	-
ECUADOR	41.680	81.214	94,85	118.103	276.066	133,75
PERU	389.093	685.093	76,07	675.320	1.279.936	89,53
GUYANA	0	12.009	-	0	28.552	-
TRINIDAD AND TOBAGO	114.837	56.848	-50,5	363.197	205.851	-43,32
JAMAICA	414.842	279.482	-32,63	1.080.777	808.618	-25,18
PUERTO RICO	9.440	122.476	1197,42	32.155	482.141	1399,43
DOMINICAN REPUBLIC	306.199	229.592	-25,02	835.643	502.311	-39,89
EL SALVADOR	14.254	22.171	55,54	39.126	64.988	66,1
COSTA RICA	203.753	298.068	46,29	550.271	868.769	57,88
HAITI	7.830	0	-100	22.275	0	-100
BARBADOS	31.309	20.018	-36,06	92.347	67.063	-27,38
ANTIGUA AND BARBUDA	272	0	-100	1.987	0	-100
ARUBA	0	12.752	-	0	33.601	-
DOMINICA	59.667	85.963	44,07	143.875	231.752	61,08
FRENCH POLYNESIA	239	32.508	13501,67	433	119.551	27509,93
NETHERLANDS ANTILLES	0	20.402	-	0	37.799	-
GUADELOUPE	0	95	-	0	245	-
UNITED KINGDOM	12.041.628	9.544.813	-20,73	33.455.466	29.815.840	-10,88
NETHERLANDS	5.418.339	5.813.953	7,3	15.378.542	17.537.574	14,04
FRANCE	2.378.358	2.694.841	13,31	6.777.522	8.382.127	23,68
GERMANY, FED. REP. OF	8.639.678	9.561.733	10,67	31.926.404	42.898.045	34,37
AUSTRIA	3.358	40.294	1099,94	14.818	199.843	1248,65
BELGIUM	7.278.648	5.750.444	-21	20.758.331	18.548.572	-10,65
SWITZERLAND	55.313	97.391	76,07	128.647	339.790	164,13
LUXEMBOURG	682	1.877	175,22	1.900	5.228	175,16
DENMARK	942.558	1.153.806	22,41	2.245.480	3.005.156	33,83
NORWAY	219.736	446.304	103,11	626.756	1.316.017	109,97
SWEDEN	543.925	638.446	17,38	1.603.582	2.165.518	35,04
FINLAND	703.513	1.096.791	55,9	1.818.816	3.253.895	78,9
IRELAND	312.216	676.848	116,79	904.370	1.892.869	109,3
ITALY	7.395.732	6.900.904	-6,69	22.269.677	22.852.022	2,61
SPAIN	2.219.699	1.695.366	-23,62	6.527.046	6.139.402	-5,94
PORTUGAL	1.365.052	539.223	-60,5	4.246.973	2.073.614	-51,17
ICELAND	22.468	0	-100	78.582	0	-100
GREECE	645.518	813.884	26,08	2.016.400	2.870.155	42,34
DEMOCRATIC REPUBLIC OF THE CO	0	13.995	-	0	12.482	-
HUNGARY	174.801	126.734	-27,5	754.880	553.888	-26,63
POLAND	368.942	878.859	138,21	1.483.269	3.458.357	133,16
ROMANIA	13.200	72.794	451,47	42.853	273.057	537,19
BULGARIA	62.217	12.122	-80,52	153.430	38.114	-75,16
ARMENIA	37.231	84.332	126,51	96.191	281.646	192,8
AZERBAIJAN	16.026	21.330	33,1	43.799	28.680	-34,52
KAZAKHSTAN	19.611	9.481	-51,65	53.659	26.901	-49,87
KYRGYZSTAN	9.476	0	-100	25.972	0	-100
MOLDOVA, REPUBLIC OF	0	11.023	-	0	34.984	-
TURKMENISTAN	7.228	23.018	218,46	19.415	69.215	256,5
UKRAINE	36.429	303.431	732,94	122.494	1.009.316	723,97
LITHUANIA	39.671	225.646	468,79	133.663	754.364	464,38
LATVIA	391.581	380.113	-2,93	919.099	1.084.229	17,97
ESTONIA	156.175	107.555	-31,13	512.505	399.648	-22,02
GEORGIA	108.962	253.701	132,83	300.018	865.935	188,63
CROATIA	24.599	82.172	234,05	71.200	291.344	309,19
MALTA	14.067	35.116	149,63	48.898	79.473	62,53
SLOVAKIA	1	97	9600	13	2.807	21492,31
SLOVENIA	200.923	151.750	-24,47	529.223	472.281	-10,76
CZECH REPUBLIC	92.405	95.051	2,86	399.776	548.731	37,26
RUSSIA FEDERATION	178.929	206.128	15,2	633.145	932.476	47,28
-SHEET	175.431.512	113.665.737	-35,21	347.522.540	300.076.570	-13,65
JAPAN	48.383.776	26.458.520	-45,32	94.852.222	68.960.272	-27,3
HONG KONG	123.656	91.530	-25,98	192.831	289.173	49,96
KOREA, REPUBLIC OF	4.499.739	2.370.337	-47,32	9.012.958	6.177.190	-31,46
TAIWAN	3.490.878	1.340.982	-61,59	7.109.805	3.621.372	-49,07
CHINA	25.496.544	10.489.685	-58,86	50.389.756	27.078.509	-46,26

TABEL 5. PERKEMBANGAN EKSPOR INDONESIA MENURUT KOMODITI DAN NEGARA TUJUAN

JENIS BARANG	BERAT BERSIH (KG)		PERUB	NILAI FOB (US \$)		PERUB
	JAN-JUL 2007	JAN-JUL 2008	%	JAN-JUL 2007	JAN-JUL 2008	%
(1)	(2)	(3)	(4)	(5)	(6)	(7)
THAILAND	113.615	0	-100	227.230	0	-100
SINGAPORE	7.950.210	6.565.353	-17,42	17.346.137	17.916.437	3,29
PHILIPPINES	1.103.230	2.246.549	103,63	2.064.629	6.121.503	196,49
MALAYSIA	141.152	947.120	570,99	319.263	2.737.204	757,35
VIET NAM	619.398	941.022	51,93	1.166.165	2.614.776	124,22
INDIA	5.884.101	1.891.233	-67,86	10.488.737	4.929.732	-53
PAKISTAN	13.440	13.440	0	31.584	38.371	21,49
SRI LANKA	201.600	0	-100	421.344	0	-100
IRAN (ISLAMIC REPUBLIC OF)	201.600	0	-100	424.539	0	-100
ISRAEL	0	20.160	-	0	62.093	-
TURKEY	2.101.440	1.384.647	-34,11	4.245.046	3.831.407	-9,74
UNITED ARAB EMIRATES	0	38.466	-	0	111.095	-
EGYPT	2.439.360	907.200	-62,81	5.034.129	2.315.668	-54
ALGERIA	85.680	68.040	-20,59	145.441	178.945	23,04
SOUTH AFRICA	5.776.318	3.264.000	-43,49	11.397.553	8.347.623	-26,76
AUSTRALIA	1.853.873	383.040	-79,34	3.354.562	962.288	-71,31
NEW ZEALAND	241.920	0	-100	449.064	0	-100
SAINT VINCENT AND THE GRENADIN	20.160	0	-100	45.713	0	-100
UNITED STATES	13.154.160	11.462.698	-12,86	26.599.742	30.563.179	14,9
CANADA	4.701.940	4.210.918	-10,44	9.442.232	11.237.693	19,02
MEXICO	2.217.600	1.491.840	-32,73	4.238.488	3.999.039	-5,65
CHILE	253.680	301.440	18,83	543.648	818.563	50,57
VENEZUELA	1.632.960	866.880	-46,91	3.296.980	2.212.257	-32,9
ARGENTINA	201.600	519.263	157,57	415.296	1.414.050	240,49
BRAZIL	2.418.306	4.175.627	72,67	4.931.509	11.035.532	123,78
COLOMBIA	166.320	759.360	356,57	345.442	2.015.110	483,34
PERU	0	60.660	-	0	159.521	-
COSTA RICA	302.400	60.480	-80	574.358	142.733	-75,15
UNITED KINGDOM	2.612.519	1.955.521	-25,15	5.230.524	5.219.765	-0,21
NETHERLANDS	5.610.120	4.207.680	-25	11.242.455	11.149.647	-0,83
FRANCE	1.000.817	928.860	-7,19	1.938.778	2.467.862	27,29
GERMANY, FED. REP. OF	8.455.741	3.340.642	-60,49	16.733.660	8.757.151	-47,67
BELGIUM	8.557.437	6.593.276	-22,95	16.859.082	17.276.396	2,48
LUXEMBOURG	0	57.599	-	0	161.448	-
IRELAND	42.840	0	-100	92.749	0	-100
ITALY	294.840	737.100	150	509.709	1.875.246	267,91
SPAIN	3.003.840	4.516.917	50,37	5.892.784	11.956.958	102,91
GREECE	524.160	0	-100	1.005.315	0	-100
HUNGARY	128.520	0	-100	262.396	0	-100
POLAND	3.823.056	3.452.775	-9,69	7.398.842	9.163.397	23,85
ROMANIA	1.184.400	887.040	-25,11	2.322.481	2.342.491	0,86
BULGARIA	19.200	136.080	608,75	34.176	361.973	959,14
BELARUS	1.446.168	183.059	-87,34	2.842.446	555.462	-80,46
UKRAINE	228.941	1.230.207	437,35	485.369	3.324.220	584,89
LITHUANIA	665.225	164.754	-75,23	1.430.063	425.339	-70,26
SLOVENIA	877.800	554.333	-36,85	1.799.685	1.470.021	-18,32
CZECH REPUBLIC	0	58	-	0	43	-
RUSSIA FEDERATION	1.165.232	1.389.346	19,23	2.335.623	3.677.816	57,47
-CRUMB RUBBER	1.198.793.552	1.299.910.526	8,43	2.340.703.425	3.414.834.213	45,89
JAPAN	177.956.636	206.746.212	16,18	348.932.421	548.525.535	57,2
HONG KONG	141.960	285.810	101,33	264.169	758.564	187,15
KOREA, DEMOCRATIC PEOPLE'S REI	52.920	0	-100	109.015	0	-100
KOREA, REPUBLIC OF	51.724.260	60.837.559	17,62	100.902.445	161.629.417	60,18
TAIWAN	7.149.133	11.643.193	62,86	13.690.194	30.712.257	124,34
CHINA	166.559.689	189.008.783	13,48	333.644.671	502.791.619	50,7
SINGAPORE	82.738.581	90.576.146	9,47	160.754.034	228.029.345	41,85
PHILIPPINES	1.814.400	1.310.400	-27,78	3.816.439	3.503.182	-8,21
MALAYSIA	1.011.178	1.330.560	31,59	2.011.133	3.368.849	67,51
VIET NAM	6.247.743	2.570.396	-58,86	11.736.873	6.853.370	-41,61
INDIA	26.926.503	12.922.157	-52,01	51.172.565	33.579.375	-34,38
PAKISTAN	2.661.112	1.451.516	-45,45	5.054.237	3.747.447	-25,86
SRI LANKA	1.260	141.119	11099,92	3.683	383.632	10316,29
IRAN (ISLAMIC REPUBLIC OF)	5.140.794	5.322.230	3,53	10.636.794	13.531.713	27,22
ISRAEL	0	120.960	-	0	357.460	-
YEMEN	100.800	0	-100	189.120	0	-100
TURKEY	20.349.117	23.173.589	13,88	39.923.908	60.204.922	50,8
UNITED ARAB EMIRATES	0	282.240	-	0	737.045	-
EGYPT	40.320	1.632.960	3950	69.754	4.708.887	6650,71
TUNISIA	100.800	0	-100	187.226	0	-100
ALGERIA	321.300	224.280	-30,2	623.323	636.951	2,19
ETHIOPIA	0	181.440	-	0	424.336	-
TANZANIA, UNITED REPUBLIC OF	20.160	0	-100	37.195	0	-100
KENYA	1.431.360	766.078	-46,48	2.871.749	1.916.003	-33,28
DJIBOUTI	262.079	866.879	230,77	510.139	2.320.687	354,91
SOUTH AFRICA	14.247.319	14.110.073	-0,96	27.568.608	37.278.342	35,22
AUSTRALIA	7.922.879	9.293.746	17,3	15.284.728	24.240.824	58,6
NEW ZEALAND	504.000	1.028.160	104	969.949	2.714.260	179,84

TABEL 5. PERKEMBANGAN EKSPOR INDONESIA MENURUT KOMODITI DAN NEGARA TUJUAN

JENIS BARANG	BERAT BERSIH (KG)		PERUB %	NILAI FOB (US \$)		PERUB %
	JAN-JUL 2007	JAN-JUL 2008		JAN-JUL 2007	JAN-JUL 2008	
(1)	(2)	(3)	(4)	(5)	(6)	(7)
EAST TIMOR	60.480	0	-100	103.924	0	-100
UNITED STATES	351.719.403	383.872.597	9,14	675.300.326	1.000.051.263	48,09
CANADA	23.465.868	30.067.461	28,13	45.561.829	78.809.002	72,97
MEXICO	11.096.954	12.091.520	8,96	21.638.109	31.929.654	47,56
CUBA	0	60.480	-	0	174.878	-
CHILE	3.013.918	1.572.476	-47,83	5.822.340	4.054.679	-30,36
VENEZUELA	3.702.719	4.520.880	22,1	7.197.847	12.095.603	68,04
ARGENTINA	12.015.359	11.051.878	-8,02	23.342.352	28.584.301	22,46
BRAZIL	30.739.552	38.550.928	25,41	61.441.187	103.438.285	68,35
COLOMBIA	10.205.993	8.411.757	-17,58	20.262.085	22.505.778	11,07
ECUADOR	3.044.160	3.386.880	11,26	6.017.891	8.863.261	47,28
PERU	1.308.720	0	-100	2.315.364	0	-100
COSTA RICA	766.080	665.279	-13,16	1.423.649	1.569.590	10,25
NORFOLK ISLANDS	453.600	0	-100	898.128	0	-100
UNITED KINGDOM	8.704.380	7.852.316	-9,79	16.742.094	20.862.725	24,61
NETHERLANDS	9.673.016	14.735.937	52,34	18.961.054	39.136.852	106,41
FRANCE	28.077.167	31.603.533	12,56	55.019.191	82.981.390	50,82
GERMANY, FED. REP. OF	40.666.792	34.325.775	-15,59	81.253.302	93.007.174	14,47
AUSTRIA	0	181.440	-	0	375.780	-
BELGIUM	16.936.011	12.567.879	-25,79	33.091.331	33.384.730	0,89
LUXEMBOURG	0	1.248.000	-	0	3.354.371	-
NORWAY	38.400	134.400	250	82.656	368.544	345,88
SWEDEN	806.400	161.480	-79,98	1.603.923	472.518	-70,54
FINLAND	0	60.480	-	0	147.837	-
IRELAND	342.720	371.700	8,46	669.710	996.352	48,77
ITALY	12.093.478	11.521.858	-4,73	24.052.571	30.572.085	27,11
SPAIN	21.952.974	19.274.565	-12,2	42.913.566	50.511.559	17,71
GREECE	544.320	771.120	41,67	1.083.918	1.952.499	80,13
HUNGARY	599.760	1.454.038	142,44	1.222.796	3.650.710	198,55
POLAND	12.218.125	14.341.007	17,37	23.792.614	37.257.709	56,59
ROMANIA	8.774.640	8.226.956	-6,24	17.325.630	21.450.457	23,81
BULGARIA	0	136.080	-	0	426.966	-
YUGOSLAVIA	0	186.480	-	0	510.923	-
UKRAINE	302.400	2.406.222	695,71	675.004	6.072.852	799,68
LITHUANIA	1.506.300	907.200	-39,77	3.165.650	2.542.793	-19,68
GEORGIA	100.800	0	-100	201.580	0	-100
SLOVENIA	6.608.939	6.677.998	1,04	12.980.023	17.975.898	38,49
CZECH REPUBLIC	624.960	120.960	-80,65	1.175.452	309.533	-73,67
RUSSIA FEDERATION	1.202.861	564.480	-53,07	2.401.957	1.481.640	-38,32
-CREPE	13.588.964	16.777.271	23,46	26.883.702	43.440.587	61,59
JAPAN	546.985	793.679	45,1	1.179.796	2.186.996	85,37
KOREA, REPUBLIC OF	75.600	80.640	6,67	153.483	220.133	43,43
TAIWAN	665.280	100.800	-84,85	1.472.890	300.788	-79,58
CHINA	786.240	1.614.800	105,38	1.637.294	3.819.815	133,3
SINGAPORE	362.880	241.920	-33,33	744.346	624.733	-16,07
MALAYSIA	37.590	465.679	1138,84	54.881	1.203.669	2093,23
VIET NAM	201.600	559.679	177,62	398.362	1.405.202	252,74
INDIA	282.240	665.280	135,71	544.929	1.666.364	205,79
SRI LANKA	0	40.320	-	0	118.488	-
ISRAEL	0	262.080	-	0	689.673	-
YEMEN	40.320	0	-100	76.810	0	-100
TURKEY	207.455	141.120	-31,98	370.119	408.946	10,49
UNITED ARAB EMIRATES	504.000	0	-100	1.057.783	0	-100
EGYPT	60.480	0	-100	122.774	0	-100
MOROCCO	0	20.160	-	0	56.851	-
SOUTH AFRICA	120.960	100.800	-16,67	200.982	280.828	39,73
MAURITIUS	0	443	-	0	1.200	-
AUSTRALIA	20.160	120.960	500	41.979	360.686	759,21
UNITED STATES	5.699.825	7.296.890	28,02	10.587.054	19.038.654	79,83
CANADA	1.411.173	1.632.960	15,72	3.012.614	4.244.819	40,9
MEXICO	100.800	120.959	20	219.542	327.051	48,97
ARGENTINA	0	161.279	-	0	438.950	-
BRAZIL	0	1.006.079	-	0	2.702.332	-
PERU	0	20.160	-	0	54.432	-
UNITED KINGDOM	264.770	80.640	-69,54	493.271	222.163	-54,96
NETHERLANDS	0	20.160	-	0	54.432	-
FRANCE	101.029	60.496	-40,12	171.339	139.632	-18,51
GERMANY, FED. REP. OF	765.880	201.600	-73,68	1.538.054	466.526	-69,67
BELGIUM	40.320	0	-100	68.544	0	-100
SWITZERLAND	0	9	-	0	72	-
SWEDEN	40.320	0	-100	84.370	0	-100
ITALY	282.240	221.760	-21,43	654.333	528.625	-19,21
SPAIN	60.511	141.119	133,21	136.342	378.448	177,57
PORTUGAL	40.320	80.640	100	69.548	205.930	196,1
GREECE	826.560	20.160	-97,56	1.698.793	59.674	-96,49
DEMOCRATIC REPUBLIC OF THE CO	3.106	0	-100	7.992	0	-100
YUGOSLAVIA	40.320	282.240	600	85.478	715.175	736,68

TABEL 5. PERKEMBANGAN EKSPOR INDONESIA MENURUT KOMODITI DAN NEGARA TUJUAN

JENIS BARANG	BERAT BERSIH (KG)		PERUB	NILAI FOB (US \$)		PERUB
	JAN-JUL 2007	JAN-JUL 2008	%	JAN-JUL 2007	JAN-JUL 2008	%
(1)	(2)	(3)	(4)	(5)	(6)	(7)
UKRAINE	0	221.760	-	0	519.300	-
-BUNGKIL KELAPA	173.277.115	183.542.274	5,92	19.175.771	25.052.615	30,65
JAPAN	0	93.788	-	0	14.161	-
KOREA, REPUBLIC OF	103.722.413	114.378.854	10,27	11.586.927	15.022.126	29,65
TAIWAN	3.296.647	4.757.612	44,32	528.056	398.665	-24,5
CHINA	81.000	60.000	-25,93	21.870	9.747	-55,43
SINGAPORE	1	4.199.635	419963400	1	612.356	61235500
BRUNEI DARUSSALAM	642	1.209	88,32	2.634	3.049	15,76
VIET NAM	39.435.938	39.390.303	-0,12	4.198.236	5.745.208	36,85
INDIA	5.503.529	12.000.930	118,06	480.307	1.653.113	244,18
PAKISTAN	334.360	0	-100	40.123	0	-100
AUSTRALIA	5.045.270	37.600	-99,25	524.682	5.828	-98,89
NEW ZEALAND	4.000.000	0	-100	340.000	0	-100
NETHERLANDS	9.937.515	8.622.343	-13,23	1.293.735	1.588.362	22,77
GERMANY, FED. REP. OF	1.900.000	0	-100	139.400	0	-100
ITALY	19.800	0	-100	19.800	0	-100
-DEDAK/BEKATUL	220.996.754	221.847.381	0,38	31.148.151	36.635.341	17,62
JAPAN	10.440.318	32.041.790	206,9	1.200.636	5.296.172	341,11
HONG KONG	0	26	-	0	90	-
KOREA, REPUBLIC OF	156.355.678	160.741.099	2,8	22.587.025	26.503.291	17,34
TAIWAN	121.610	230.410	89,47	11.967	29.954	150,31
THAILAND	486.000	0	-100	90.099	0	-100
SINGAPORE	1	0	-100	1	0	-100
PHILIPPINES	19.199.640	0	-100	2.726.950	0	-100
MALAYSIA	483	0	-100	7.350	0	-100
VIET NAM	34.393.024	28.834.053	-16,16	4.524.123	4.805.833	6,23
UNITED STATES	0	3	-	0	1	-
-LAINNYA	1.115.709.007	1.459.690.753	30,83	104.464.800	210.831.654	101,82
JAPAN	10.854.128	15.000.817	38,2	2.342.592	4.186.186	78,7
HONG KONG	1.495	2.210.570	147764,21	24.545	247.405	907,96
KOREA, REPUBLIC OF	152.786.830	233.483.611	52,82	12.880.046	33.533.725	160,35
TAIWAN	1.467.979	1.542.740	5,09	472.767	411.016	-13,06
CHINA	1.909.584	5.777.108	202,53	1.103.627	628.828	-43,02
THAILAND	56.341.723	12.756.344	-77,36	3.789.390	3.197.576	-15,62
SINGAPORE	6.398.464	1.131.017	-82,32	3.428.028	667.264	-80,54
PHILIPPINES	17.381.270	0	-100	1.255.287	0	-100
MALAYSIA	1.402.570	5.511.141	292,93	547.005	1.094.121	100,02
MYANMAR (FORM. BURMA)	0	34.000	-	0	13.666	-
BRUNEI DARUSSALAM	445	477	7,19	1.052	326	-69,01
VIET NAM	77.061.042	50.682.903	-34,23	6.405.314	6.581.615	2,75
INDIA	2.282.697	1.166.850	-48,88	1.003.724	480.632	-52,12
PAKISTAN	0	188.548	-	0	67.110	-
BANGLADESH	3.351.029	261.105	-92,21	1.232.571	107.534	-91,28
IRAQ	0	125	-	0	1	-
IRAN (ISLAMIC REPUBLIC OF)	52.498	0	-100	47.282	0	-100
SAUDI ARABIA	0	14.000.043	-	0	2.068.525	-
JORDAN	0	280.000	-	0	44.800	-
LEBANON	0	34.500	-	0	38.631	-
TANZANIA, UNITED REPUBLIC OF	72.000	0	-100	71.252	0	-100
MADAGASCAR	36.260	0	-100	12.328	0	-100
GHANA	80.550	240.360	198,4	46.481	116.162	149,91
NIGERIA	720.000	655.330	-8,98	390.000	347.456	-10,91
SOUTH AFRICA	883.999	155.999	-82,35	869.890	230.530	-73,5
AUSTRALIA	49.356.318	31.005.407	-37,18	5.923.270	5.061.685	-14,55
NEW ZEALAND	133.667.775	322.063.341	140,94	12.353.168	44.300.104	258,61
UNITED STATES	7.870	3.949	-49,82	107.162	61.923	-42,22
DOMINICAN REPUBLIC	718.960	0	-100	139.558	0	-100
UNITED KINGDOM	13.000	26.000	100	14.895	34.380	130,82
NETHERLANDS	509.669.975	613.045.530	20,28	43.464.392	88.998.639	104,76
FRANCE	0	102.000	-	0	17.850	-
GERMANY, FED. REP. OF	89.101.040	111.649.169	25,31	6.460.390	15.470.183	139,46
SWITZERLAND	0	7.501.769	-	0	1.006.744	-
ITALY	0	27.900.000	-	0	956.162	-
HUNGARY	12.500	0	-100	13.125	0	-100
POLAND	26.000	0	-100	24.245	0	-100
UKRAINE	51.000	140.000	174,51	41.139	79.375	92,94
CZECH REPUBLIC	6	0	-100	275	0	-100
RUSSIA FEDERATION	0	1.140.000	-	0	781.500	-
-MINYAK ATSIRI LAINNYA	2.654.327	2.446.055	-7,85	45.489.597	90.830.833	99,67
JAPAN	67.185	39.736	-40,86	877.078	983.289	12,11
HONG KONG	7.043	17.069	142,35	39.686	118.099	197,58
KOREA, REPUBLIC OF	45	25.467	56493,33	673	35.705	5205,35
TAIWAN	470	474	0,85	42.635	13.098	-69,28
CHINA	165.344	141.162	-14,63	1.077.890	1.553.228	44,1

TABEL 5. PERKEMBANGAN EKSPOR INDONESIA MENURUT KOMODITI DAN NEGARA TUJUAN

JENIS BARANG	BERAT BERSIH (KG)		PERUB %	NILAI FOB (US \$)		PERUB %
	JAN-JUL 2007	JAN-JUL 2008		JAN-JUL 2007	JAN-JUL 2008	
(1)	(2)	(3)	(4)	(5)	(6)	(7)
THAILAND	2.616	15.844	505,66	34.155	68.695	101,13
SINGAPORE	906.239	639.037	-29,48	14.041.071	23.596.866	68,06
PHILIPPINES	733	3.060	317,46	15.828	64.331	306,44
MALAYSIA	3.288	4.472	36,01	52.739	35.740	-32,23
BRUNEI DARUSSALAM	3.512	0	-100	11.032	0	-100
VIET NAM	3.181	0	-100	4.237	0	-100
MALDIVES	19	324	1605,26	1.169	986	-15,65
INDIA	244.885	311.802	27,33	2.983.556	7.339.576	146
PAKISTAN	4.109	8.400	104,43	26.500	51.065	92,7
SRI LANKA	500	381	-23,8	10.450	7.800	-25,36
SAUDI ARABIA	0	1.000	-	0	9.385	-
TURKEY	10.620	9.180	-13,56	69.428	93.044	34,02
UNITED ARAB EMIRATES	29.489	45.680	54,91	533.522	3.339.716	525,98
BAHRAIN	400	0	-100	17.690	0	-100
EGYPT	616	1.000	62,34	4.272	107.700	2421,07
GUINEA	0	18	-	0	190	-
COTE D'IVOIRE	1.717	0	-100	11.033	0	-100
SENEGAL	858	0	-100	6.600	0	-100
BENIN	2.254	2.156	-4,35	12.054	14.802	22,8
SOUTH AFRICA	4.412	2.890	-34,5	55.050	31.700	-42,42
AUSTRALIA	2.379	1.982	-16,69	34.735	36.119	3,98
NEW ZEALAND	0	522	-	0	5.816	-
GUAM	2.000	257	-87,15	4.410	4.212	-4,49
UNITED STATES	585.007	592.833	1,34	9.140.225	19.212.963	110,2
CANADA	6.504	2.447	-62,38	56.520	17.872	-68,38
MEXICO	5.824	28.109	382,64	42.240	283.725	571,7
ARGENTINA	314	210	-33,12	3.743	30.820	723,4
BRAZIL	7.311	13.579	85,73	67.707	128.625	89,97
UNITED KINGDOM	50.466	37.613	-25,47	1.318.251	2.507.256	90,2
NETHERLANDS	50.286	100.150	99,16	933.639	6.717.128	619,46
FRANCE	150.884	116.203	-22,99	4.298.447	6.966.456	62,07
GERMANY, FED. REP. OF	86.163	103.647	20,29	2.782.031	7.011.484	152,03
BELGIUM	1.300	551	-57,62	358.353	29.953	-91,64
SWITZERLAND	171.115	95.786	-44,02	5.276.376	7.632.546	44,66
NORWAY	0	78	-	0	3.261	-
SWEDEN	92	0	-100	43	0	-100
IRELAND	62	49	-20,97	2.652	525	-80,2
ITALY	8.904	14.400	61,73	106.862	492.499	360,87
SPAIN	60.028	54.087	-9,9	1.120.913	2.259.658	101,59
GREECE	253	0	-100	197	0	-100
POLAND	900	0	-100	5.905	0	-100
ROMANIA	0	14.400	-	0	24.900	-
LATVIA	5.000	0	-100	8.000	0	-100
-WANGI-WANGIAN DARI MINYAK AT:	32.147.324	37.847.471	17,73	106.700.069	134.760.587	26,3
JAPAN	2.827.291	1.590.877	-43,73	8.563.523	6.710.628	-21,64
HONG KONG	796.253	1.029.974	29,35	5.048.704	10.564.854	109,26
KOREA, REPUBLIC OF	127.707	149.720	17,24	846.176	1.154.368	36,42
TAIWAN	2.093.032	2.765.905	32,15	3.317.623	3.442.382	3,76
CHINA	604.025	686.366	13,63	1.213.536	1.602.656	32,06
MONGOLIA	0	15.481	-	0	37.625	-
MACAU	875	675	-22,86	32.897	9.662	-70,63
PAPUA NEW GUINEA	221.051	254.480	15,12	876.304	602.860	-31,2
THAILAND	2.877.515	4.016.474	39,58	21.385.430	20.631.976	-3,52
SINGAPORE	2.801.156	1.681.265	-39,98	8.141.269	9.648.413	18,51
PHILIPPINES	1.260.675	1.807.427	43,37	8.510.642	11.338.149	33,22
MALAYSIA	5.932.771	5.812.136	-2,03	14.297.768	17.149.892	19,95
MYANMAR (FORM. BURMA)	100.205	154.173	53,86	468.142	905.915	93,51
CAMBODIA	2.266	4.322	90,73	2.832	32.833	1059,36
BRUNEI DARUSSALAM	230.832	297.396	28,84	924.422	1.177.942	27,42
NEPAL	0	44.731	-	0	53.912	-
VIET NAM	475.110	745.412	56,89	4.513.738	6.101.206	35,17
MALDIVES	247.644	348.076	40,55	487.715	690.025	41,48
INDIA	624.597	953.699	52,69	1.436.775	2.891.120	101,22
PAKISTAN	325.353	727.929	123,74	917.985	1.899.707	106,94
BANGLADESH	17.386	29.128	67,54	39.107	55.965	43,11
SRI LANKA	66.006	51.252	-22,35	67.640	101.801	50,5
AFGHANISTAN	1.000	0	-100	14.133	0	-100
IRAQ	113.721	9.430	-91,71	247.431	21.916	-91,14
IRAN (ISLAMIC REPUBLIC OF)	71.376	122.819	72,07	235.201	373.293	58,71
SAUDI ARABIA	272.213	398.883	46,53	515.361	897.311	74,11
KUWAIT	4.503	4.096	-9,04	21.383	28.945	35,36
JORDAN	39.314	29.686	-24,49	118.872	90.482	-23,88
LEBANON	6.813	12.595	84,87	26.780	44.916	67,72
YEMEN	468.216	519.520	10,96	850.393	1.149.037	35,12
OMAN	0	43	-	0	42	-
SYRIA ARAB REPUBLIC	0	5	-	0	16	-
TURKEY	675	44	-93,48	7.680	7	-99,91

TABEL 5. PERKEMBANGAN EKSPOR INDONESIA MENURUT KOMODITI DAN NEGARA TUJUAN

JENIS BARANG	BERAT BERSIH (KG)		PERUB %	NILAI FOB (US \$)		PERUB %
	JAN-JUL 2007	JAN-JUL 2008		JAN-JUL 2007	JAN-JUL 2008	
(1)	(2)	(3)	(4)	(5)	(6)	(7)
UNITED ARAB EMIRATES	4.784.298	6.855.444	43,29	11.772.859	19.846.696	68,58
QATAR	1.256	5.628	348,09	2.360	59.237	2410,04
BAHRAIN	0	148	-	0	899	-
CYPRUS	15.606	5.383	-65,51	50.735	16.388	-67,7
EGYPT	15.629	24.698	58,03	77.363	148.600	92,08
LIBYAN ARAB JAMAHIRIYA	140.977	123.460	-12,43	504.364	315.011	-37,54
MOROCCO	0	825	-	0	14.900	-
SUDAN	12.733	75.772	495,08	77.237	412.427	433,98
NAMIBIA	48.960	110.160	125	74.800	190.400	154,55
TANZANIA, UNITED REPUBLIC OF	193.000	337.493	74,87	250.870	517.562	106,31
MADAGASCAR	71.328	83.626	17,24	54.036	30.925	-42,77
SOMALIA	16.727	0	-100	25.194	0	-100
KENYA	1.065.679	867.024	-18,64	1.881.539	1.582.034	-15,92
REUNION	2.221	4.594	106,84	7.032	11.549	64,23
MOZAMBIQUE	21.362	1.951	-90,87	34.365	7.003	-79,62
EQUATORIAL GUINEA	955	6.556	586,49	2.433	12.384	409
TOGO	76.421	0	-100	84.204	0	-100
GHANA	96.911	290.061	199,31	222.633	705.314	216,81
LIBERIA	0	1.642	-	0	1.923	-
GUINEA	3.075	24.098	683,67	1.680	70.447	4093,27
ANGOLA	91.403	110.160	20,52	146.250	183.600	25,54
CAMEROON	12.041	10.924	-9,28	17.798	23.202	30,36
NIGERIA	151.932	1.039.178	583,98	824.055	2.112.381	156,34
GABON	14.296	10.053	-29,68	31.766	25.307	-20,33
COTE D'IVOIRE	103.307	9.657	-90,65	133.652	18.115	-86,45
SENEGAL	229.022	289.381	26,36	206.654	279.627	35,31
BENIN	231.539	164.995	-28,74	413.564	373.380	-9,72
BURKINA FASO	5.302	8.923	68,29	4.956	15.860	220,02
GAMBIA	5.998	9.824	63,79	20.415	17.743	-13,09
SEYCHELLES	31.164	25.489	-18,21	70.840	50.612	-28,55
UGANDA	48.198	169.334	251,33	61.331	340.810	455,69
CHAD	6.516	17.636	170,66	9.234	29.664	221,25
DJIBOUTI	61.398	181.052	194,88	95.460	203.693	113,38
SAO TOME AND PRINCIPE	0	26.306	-	0	55.503	-
SWAZILAND	2	0	-100	20	0	-100
SOUTH AFRICA	13.289	101.358	662,72	35.554	367.213	932,83
ZAMBIA	0	7.616	-	0	32.961	-
MAURITIUS	132.252	66.870	-49,44	313.731	194.550	-37,99
AUSTRALIA	102.633	233.873	127,87	287.944	693.999	141,02
NEW ZEALAND	7.944	7.182	-9,59	27.831	58.726	111,01
MICRONESIA, FEDERATED STATES C	1.755	1.481	-15,61	6.035	1.250	-79,29
GUAM	37	2.177	5783,78	2.355	17.272	633,42
PALAU	142	0	-100	683	0	-100
NEW CALEDONIA	4.397	529	-87,97	6.236	871	-86,03
NORTHERN MARIANA ISLANDS	0	224	-	0	542	-
SAINT VINCENT AND THE GRENADIN	4.179	0	-100	4.040	0	-100
VANUATU	103.754	56.359	-45,68	201.309	78.835	-60,84
WALLIS AND FUTUNA ISLANDS	2.392	4.056	69,57	5.745	11.192	94,81
AMERICAN SAMOA	3.226	282	-91,26	7.002	1.116	-84,06
COOK ISLANDS	17.025	0	-100	32.020	0	-100
FIJI	54.163	81.627	50,71	136.517	221.345	62,14
KIRIBATI	3.262	21.297	552,88	4.314	35.003	711,38
SAMOA	15.084	27.945	85,26	28.567	47.693	66,95
SOLOMON ISLANDS	64.236	42.565	-33,74	138.571	66.505	-52,01
TONGA	20.578	26.459	28,58	34.102	52.042	52,61
TUVALU	398	366	-8,04	1.464	904	-38,25
EAST TIMOR	4	433.571	10839175	8	454.129	5676512,5
UNITED STATES	277.905	141.504	-49,08	1.238.736	450.846	-63,6
CANADA	41.115	692	-98,32	126.314	1.729	-98,63
MEXICO	3.047	633	-79,23	21.771	4.920	-77,4
NICARAGUA	200	0	-100	1.421	0	-100
PANAMA	0	23.650	-	0	31.625	-
SURINAME	2.581	2.873	11,31	8.798	16.379	86,17
CHILE	2.503	203	-91,89	2.819	352	-87,51
VENEZUELA	94	0	-100	152	0	-100
ARGENTINA	50	100	100	925	1.850	100
BRAZIL	603	0	-100	7.205	0	-100
COLOMBIA	15	400	2566,67	285	4.520	1485,96
BOLIVIA	6.356	5.009	-21,19	6.501	6.330	-2,63
BAHAMAS	219	91	-58,45	81	983	1113,58
JAMAICA	1	0	-100	72	0	-100
BELIZE	238	21.897	9100,42	3.102	92.312	2875,89
COSTA RICA	0	143	-	0	287	-
BARBADOS	20.177	3.692	-81,7	42.282	5.021	-88,12
ARUBA	0	324	-	0	9.271	-
BERMUDA	5	846	16820	52	15.170	29073,08
CAPE VERDE	11.601	0	-100	13.749	0	-100
FRENCH POLYNESIA	75	8	-89,33	102	41	-59,8

TABEL 5. PERKEMBANGAN EKSPOR INDONESIA MENURUT KOMODITI DAN NEGARA TUJUAN

JENIS BARANG	BERAT BERSIH (KG)		PERUB	NILAI FOB (US \$)		PERUB
	JAN-JUL 2007	JAN-JUL 2008	%	JAN-JUL 2007	JAN-JUL 2008	%
(1)	(2)	(3)	(4)	(5)	(6)	(7)
MARTINIQUE	18	10	-44,44	62	62	0
NETHERLANDS ANTILLES	146	0	-100	1.780	0	-100
GUADELOUPE	168	1	-99,4	484	8	-98,35
UNITED KINGDOM	273.221	445.382	63,01	1.269.039	1.753.301	38,16
NETHERLANDS	103.928	160.401	54,34	199.456	380.627	90,83
FRANCE	195.457	221.400	13,27	1.097.748	1.497.064	36,38
GERMANY, FED. REP. OF	21.293	8.193	-61,52	80.352	32.427	-59,64
AUSTRIA	131	95	-27,48	35.507	5.085	-85,68
BELGIUM	19.058	18.806	-1,32	54.696	40.458	-26,03
SWITZERLAND	2.960	871	-70,57	32.511	7.297	-77,56
DENMARK	93	56	-39,78	98	44	-55,1
NORWAY	67	165	146,27	920	4.792	420,87
SWEDEN	3	99.496	3316433,33	5	100.852	2016940
IRELAND	1.004	0	-100	6.340	0	-100
ITALY	208.393	148.394	-28,79	386.486	247.892	-35,86
SPAIN	5.065	12.338	143,59	100.258	88.038	-12,19
PORTUGAL	1.506	34.068	2162,15	1.744	36.657	2001,89
GREECE	58.831	34.670	-41,07	106.367	82.861	-22,1
DEMOCRATIC REPUBLIC OF THE CO	14.644	96.143	556,54	24.906	189.932	662,6
HUNGARY	5.044	4.182	-17,09	9.727	9.331	-4,07
POLAND	1.084	27	-97,51	7.916	282	-96,44
ROMANIA	725	777	7,17	970	16.393	1590
BULGARIA	0	627	-	0	11.551	-
UKRAINE	24.472	23.771	-2,86	51.072	64.821	26,92
LITHUANIA	383	359	-6,27	2.674	3.887	45,36
LATVIA	119.619	20.088	-83,21	176.616	60.450	-65,77
ESTONIA	0	300	-	0	3.094	-
CROATIA	0	439	-	0	280	-
MALTA	2.815	5.215	85,26	3.350	8.422	151,4
CZECH REPUBLIC	0	141	-	0	11.444	-
RUSSIA FEDERATION	824	37.660	4470,39	11.429	42.399	270,98
ROTAN OLAHAN	17.770.557	16.158.227	-9,07	16.858.098	15.541.330	-7,81
JAPAN	31.516	15.606	-50,48	199.722	31.622	-84,17
HONG KONG	847.432	908.320	7,19	778.379	849.405	9,12
KOREA, REPUBLIC OF	121.077	0	-100	138.132	0	-100
TAIWAN	323.080	186.614	-42,24	176.465	178.102	0,93
CHINA	13.289.505	11.944.466	-10,12	10.623.566	9.977.618	-6,08
THAILAND	349.208	243.842	-30,17	328.698	228.640	-30,44
SINGAPORE	1.109.711	1.422.491	28,19	1.078.449	1.535.188	42,35
MALAYSIA	347.697	375.772	8,07	295.835	281.654	-4,79
BRUNEI DARUSSALAM	48	0	-100	214	0	-100
VIET NAM	115.200	0	-100	96.768	0	-100
MALDIVES	210	38	-81,9	815	60	-92,64
INDIA	33.981	174.538	413,63	27.215	176.939	550,15
PAKISTAN	4.950	6.000	21,21	700	4.740	577,14
SRI LANKA	73.126	64.546	-11,73	58.400	89.718	53,63
IRAQ	0	30.160	-	0	12.567	-
IRAN (ISLAMIC REPUBLIC OF)	14.500	0	-100	14.700	0	-100
SAUDI ARABIA	16.490	94.686	474,2	23.925	99.775	317,03
KUWAIT	40.065	3.851	-90,39	21.165	2.920	-86,2
JORDAN	52.124	24.391	-53,21	45.397	30.986	-31,74
SYRIA ARAB REPUBLIC	42.448	0	-100	30.896	0	-100
TURKEY	24.373	0	-100	37.165	0	-100
UNITED ARAB EMIRATES	1.198	1.869	56,01	4.982	10.860	117,98
QATAR	0	131	-	0	330	-
CYPRUS	3.866	7.632	97,41	15.675	25.961	65,62
EGYPT	5.346	0	-100	4.931	0	-100
KENYA	450	0	-100	386	0	-100
REUNION	167	12.312	7272,46	269	15.840	5788,48
SOUTH AFRICA	33.631	25.422	-24,41	31.392	30.618	-2,47
MAURITIUS	0	14.714	-	0	5.801	-
VIRGIN ISLANDS (BRITISH)	0	445	-	0	2.555	-
AUSTRALIA	60.341	26.484	-56,11	552.308	158.020	-71,39
NEW ZEALAND	7.983	9.286	16,32	17.320	21.713	25,36
GUAM	58	860	1382,76	1.000	3.386	238,6
NEW CALEDONIA	169	2.936	1637,28	544	8.831	1523,35
VANUATU	408	0	-100	388	0	-100
SAMOA	1.076	0	-100	3.261	0	-100
TONGA	0	236	-	0	179	-
EAST TIMOR	0	301	-	0	64	-
UNITED STATES	200.669	142.276	-29,1	659.138	550.172	-16,53
CANADA	1.144	2.906	154,02	4.003	3.701	-7,54
MEXICO	13.879	7.893	-43,13	44.156	15.100	-65,8
CHILE	275	0	-100	8.333	0	-100
ARGENTINA	7.063	3.339	-52,73	13.590	6.368	-53,14
BRAZIL	833	597	-28,33	620	539	-13,06
COLOMBIA	40.578	7.195	-82,27	44.611	10.475	-76,52

TABEL 5. PERKEMBANGAN EKSPOR INDONESIA MENURUT KOMODITI DAN NEGARA TUJUAN

JENIS BARANG	BERAT BERSIH (KG)		PERUB %	NILAI FOB (US \$)		PERUB %
	JAN-JUL 2007	JAN-JUL 2008		JAN-JUL 2007	JAN-JUL 2008	
(1)	(2)	(3)	(4)	(5)	(6)	(7)
URUGUAY	0	117	-	0	252	-
BAHAMAS	10.142	0	-100	38.489	0	-100
PUERTO RICO	4.155	0	-100	10.006	0	-100
COSTA RICA	567	0	-100	809	0	-100
FRENCH POLYNESIA	0	68	-	0	168	-
UNITED KINGDOM	58.113	21.413	-63,15	331.864	90.013	-72,88
NETHERLANDS	49.999	5.283	-89,43	82.506	12.602	-84,73
FRANCE	42.449	42.180	-0,63	127.498	129.947	1,92
GERMANY, FED. REP. OF	176.998	105.078	-40,63	307.275	226.105	-26,42
BELGIUM	68.581	77.430	12,9	205.445	192.047	-6,52
SWITZERLAND	12	554	4516,67	30	3.735	12350
DENMARK	5	0	-100	3	0	-100
NORWAY	886	0	-100	9.816	0	-100
SWEDEN	546	2.213	305,31	2.935	16.426	459,66
FINLAND	659	8.000	1113,96	521	6.320	1113,05
IRELAND	0	74	-	0	187	-
ITALY	44.452	10.142	-77,18	124.478	66.526	-46,56
SPAIN	26.582	29.196	9,83	86.825	129.033	48,61
PORTUGAL	206	604	193,2	285	1.365	378,95
GREECE	3.147	13	-99,59	10.247	120	-98,83
HUNGARY	159	3.438	2062,26	150	4.250	2733,33
ROMANIA	16	0	-100	33	0	-100
UKRAINE	43.736	54.790	25,27	84.832	191.702	125,98
CROATIA	948	0	-100	1.154	0	-100
SLOVAKIA	5.700	6.000	5,26	4.788	8.461	76,71
CZECH REPUBLIC	4.224	3.930	-6,96	4.921	3.130	-36,4
RUSSIA FEDERATION	12.400	25.549	106,04	39.675	88.494	123,05
-MINYAK KELAPA SAWIT	6.494.948.910	7.659.776.398	17,93	3.705.342.737	7.618.431.692	105,61
JAPAN	2.317.286	407.827	-82,4	2.099.546	534.208	-74,56
HONG KONG	6.033.452	16.498.884	173,46	3.472.661	17.043.913	390,8
KOREA, REPUBLIC OF	1.631.711	9.997.841	512,72	793.968	9.609.275	1110,28
TAIWAN	610.220	586.791	-3,84	431.564	773.271	79,18
CHINA	803.904.976	1.054.512.702	31,17	462.774.125	1.047.650.904	126,38
MONGOLIA	5.246.000	0	-100	3.338.075	0	-100
PAPUA NEW GUINEA	1.608.647	1.618.691	0,62	1.479.795	2.192.923	48,19
THAILAND	0	19.193.000	-	0	19.336.795	-
SINGAPORE	352.919.986	345.063.204	-2,23	200.402.519	338.065.194	68,69
PHILIPPINES	23.751.817	13.493.737	-43,19	16.161.145	16.715.704	3,43
MALAYSIA	216.938.888	421.292.357	94,2	129.064.140	413.446.922	220,34
MYANMAR (FORM. BURMA)	172.264.458	93.190.401	-45,9	100.588.069	99.407.103	-1,17
CAMBODIA	322.848	0	-100	251.499	0	-100
BRUNEI DARUSSALAM	560.085	677.789	21,02	394.425	926.513	134,9
LAO PEOPLE'S DEMOCRATIC REPUB	21.006	0	-100	11.845	0	-100
VIET NAM	98.819.448	130.008.462	31,56	59.114.427	130.608.652	120,94
MALDIVES	716.668	950.342	32,61	650.858	1.468.093	125,56
INDIA	1.702.622.557	2.448.107.372	43,78	950.937.114	2.416.763.912	154,15
PAKISTAN	386.105.603	284.593.264	-26,29	223.890.862	293.691.496	31,18
BANGLADESH	358.002.794	311.424.579	-13,01	212.506.286	339.454.296	59,74
SRI LANKA	168.374.598	33.185.612	-80,29	97.720.531	29.075.561	-70,25
AFGHANISTAN	407.808	0	-100	281.591	0	-100
IRAQ	0	3.153.600	-	0	3.992.420	-
IRAN (ISLAMIC REPUBLIC OF)	83.105.000	157.411.961	89,41	52.634.063	163.306.839	210,27
SAUDI ARABIA	89.120.037	107.132.012	20,21	51.983.276	104.393.233	100,82
ISRAEL	0	75.204	-	0	100.179	-
JORDAN	3.292.012	131.545.473	3895,9	1.887.663	139.142.240	7271,14
YEMEN	19.558.649	5.204.576	-73,39	10.537.137	6.553.968	-37,8
OMAN	0	2.998.000	-	0	3.072.950	-
SYRIA ARAB REPUBLIC	41.600	11.496.000	27534,62	29.328	12.377.820	42104,79
TURKEY	185.150.007	60.586.993	-67,28	106.854.327	60.071.615	-43,78
UNITED ARAB EMIRATES	29.188.450	701.045	-97,6	17.770.032	943.189	-94,69
EGYPT	261.796.668	207.992.648	-20,55	147.396.930	195.959.223	32,95
MOROCCO	1.908.000	0	-100	1.221.120	0	-100
TUNISIA	31.750.100	25.752.831	-18,89	18.830.020	25.543.953	35,66
ALGERIA	37.883.031	84.049.698	121,87	21.166.142	98.761.432	366,6
SUDAN	21.000.000	56.052	-99,73	12.738.500	56.061	-99,56
NAMIBIA	0	49.627	-	0	83.853	-
TANZANIA, UNITED REPUBLIC OF	29.733.821	3.459.360	-88,37	15.281.057	3.816.230	-75,03
KENYA	0	1.683.989	-	0	2.085.356	-
MOZAMBIQUE	5.683.043	4.624.782	-18,62	3.227.348	4.677.395	44,93
EQUATORIAL GUINEA	515.113	74.771	-85,48	447.250	96.441	-78,44
TOGO	5.285.642	5.953.221	12,63	3.191.214	7.185.971	125,18
GHANA	15.166.108	14.638.098	-3,48	11.177.677	17.627.646	57,7
LIBERIA	188.041	0	-100	176.528	0	-100
GUINEA	4.064.530	10.976.430	170,05	2.254.782	11.861.246	426,05
ANGOLA	4.508.731	6.016.722	33,45	3.430.075	6.317.598	84,18
CONGO	2.202.081	2.023.256	-8,12	1.590.961	2.302.405	44,72
CAMEROON	571.786	2.775.974	385,49	423.300	3.115.069	635,9

TABEL 5. PERKEMBANGAN EKSPOR INDONESIA MENURUT KOMODITI DAN NEGARA TUJUAN

JENIS BARANG	BERAT BERSIH (KG)		PERUB %	NILAI FOB (US \$)		PERUB %
	JAN-JUL 2007	JAN-JUL 2008		JAN-JUL 2007	JAN-JUL 2008	
(1)	(2)	(3)	(4)	(5)	(6)	(7)
NIGERIA	0	91.082	-	0	150.368	-
SIERRA LEONE	0	485.614	-	0	612.578	-
GABON	0	496.996	-	0	710.315	-
COTE D'IVOIRE	50.976	24.728.520	48410,12	35.454	27.274.202	76828,42
SENEGAL	1.812.807	426.430	-76,48	1.213.313	525.721	-56,67
MAURITANIA	2.026.640	611.853	-69,81	1.225.500	841.695	-31,32
MALI	0	16.545	-	0	26.849	-
BENIN	1.898.600	3.359.205	76,93	1.646.161	5.072.476	208,14
GUINEA BISSAU	781.010	2.752.656	252,45	565.893	2.887.049	410,18
GAMBIA	238.531	1.647.750	590,79	212.909	1.931.385	807,14
U.S. VIRGIN ISLANDS	1.460.000	0	-100	683.360	0	-100
DJIBOUTI	1.005.153	1.220.182	21,39	737.516	1.439.667	95,2
SAO TOME AND PRINCIPE	76.020	95.025	25	60.900	115.500	89,66
SOUTH AFRICA	60.022.634	79.946.725	33,19	30.234.591	78.228.409	158,74
ZAMBIA	101.952	0	-100	79.421	0	-100
COMOROS	283.347	299.667	5,76	246.841	467.196	89,27
MAURITIUS	39.398	87.570	122,27	29.745	115.296	287,61
AUSTRALIA	217.892	0	-100	132.505	0	-100
NEW ZEALAND	43.160	0	-100	35.794	0	-100
MICRONESIA, FEDERATED STATES C	26.170	42.003	60,5	26.881	67.097	149,61
NORTHERN MARIANA ISLANDS	47.842	16.201	-66,14	37.950	21.956	-42,14
VANUATU	227.683	317.615	39,5	232.419	506.698	118,01
COOK ISLANDS	34.666	14.220	-58,98	31.046	21.093	-32,06
FIJI	147.310	123.491	-16,17	119.952	185.012	54,24
KIRIBATI	28.250	57.423	103,27	27.002	83.746	210,15
MARSHALL ISLANDS	25.926	0	-100	23.566	0	-100
SAMOA	407.725	693.783	70,16	375.729	1.085.628	188,94
SOLOMON ISLANDS	30.540	0	-100	35.765	0	-100
TONGA	101.633	68.393	-32,71	94.946	114.394	20,48
TUVALU	33.935	26.394	-22,22	30.828	44.390	43,99
EAST TIMOR	73	547.551	749969,86	21	824.304	3925157,14
UNITED STATES	31.815.783	42.213.090	32,68	16.429.828	40.409.802	145,95
CANADA	6.011.259	0	-100	5.321.733	0	-100
PANAMA	0	50.333	-	0	78.490	-
CHILE	1.032.000	0	-100	558.790	0	-100
BRAZIL	24.042.730	60.904.213	153,32	14.725.923	62.062.473	321,45
ECUADOR	15.000.583	0	-100	6.270.238	0	-100
JAMAICA	59.875	0	-100	35.525	0	-100
COSTA RICA	3.000.000	0	-100	1.515.000	0	-100
FRENCH POLYNESIA	16.510	0	-100	13.139	0	-100
UNITED KINGDOM	19.171.880	752.031	-96,08	9.654.340	747.307	-92,26
NETHERLANDS	379.989.255	657.064.415	72,92	206.345.177	620.973.325	200,94
FRANCE	0	8.766.734	-	0	10.105.588	-
GERMANY, FED. REP. OF	290.658.699	222.221.745	-23,55	160.498.227	206.026.526	28,37
BELGIUM	1.085.152	21.042	-98,06	632.755	22.094	-96,51
SWITZERLAND	124.941	0	-100	83.508	0	-100
DENMARK	0	8.000.009	-	0	6.668.513	-
SWEDEN	0	3.533.081	-	0	4.357.976	-
ITALY	116.967.186	214.498.351	83,38	62.713.286	208.225.232	232,03
SPAIN	66.988.998	42.770.761	-36,15	38.184.082	45.860.468	20,1
PORTUGAL	15.660.137	16.618.337	6,12	8.741.011	17.661.588	102,05
GREECE	37.040.225	27.944.376	-24,56	21.226.015	29.000.813	36,63
DEMOCRATIC REPUBLIC OF THE CO	5.098.589	22.038.968	332,26	3.819.455	22.517.624	489,55
POLAND	0	189.000	-	0	216.930	-
BULGARIA	8.727.580	7.188.050	-17,64	5.623.702	6.969.892	23,94
YUGOSLAVIA	500.000	0	-100	256.250	0	-100
AZERBAIJAN	21.000	0	-100	15.124	0	-100
KAZAKHSTAN	227.000	43.740	-80,73	145.540	59.005	-59,46
KYRGYZSTAN	21.006	0	-100	15.019	0	-100
TAJKIKISTAN	22.500	0	-100	14.513	0	-100
TURKMENISTAN	63.000	0	-100	43.785	0	-100
UKRAINE	125.636.119	160.803.461	27,99	70.784.814	151.859.035	114,54
GEORGIA	6.180.000	0	-100	3.515.400	0	-100
BOSNIA AND HERZEGOVINA	0	3.700.000	-	0	3.441.000	-
RUSSIA FEDERATION	133.723.724	7.046.589	-94,73	79.370.775	7.605.920	-90,42
-MINYAK BIJI KELAPA SAWIT	757.707.649	727.843.095	-3,94	483.778.480	855.169.580	76,77
JAPAN	0	6.000.000	-	0	6.273.750	-
KOREA, REPUBLIC OF	1	0	-100	3	0	-100
CHINA	189.566.962	137.290.627	-27,58	117.521.965	151.562.169	28,96
SINGAPORE	5.376.850	5.484.996	2,01	3.349.681	5.719.202	70,74
PHILIPPINES	7.749.371	0	-100	4.830.912	0	-100
MALAYSIA	84.800.896	145.870.056	72,01	49.763.270	171.417.768	244,47
INDIA	76.682.602	57.629.536	-24,85	51.446.774	64.222.756	24,83
PAKISTAN	3.102.978	2.519.890	-18,79	1.874.052	2.615.947	39,59
BANGLADESH	3.482.606	3.015.000	-13,43	2.185.879	3.884.270	77,7
SRI LANKA	2.000.000	1.399.523	-30,02	1.264.375	1.927.294	52,43
IRAN (ISLAMIC REPUBLIC OF)	1.250.000	1.176.055	-5,92	743.750	1.258.378	69,19

TABEL 5. PERKEMBANGAN EKSPOR INDONESIA MENURUT KOMODITI DAN NEGARA TUJUAN

JENIS BARANG	BERAT BERSIH (KG)		PERUB %	NILAI FOB (US \$)		PERUB %
	JAN-JUL 2007	JAN-JUL 2008		JAN-JUL 2007	JAN-JUL 2008	
(1)	(2)	(3)	(4)	(5)	(6)	(7)
SAUDI ARABIA	1.699.419	1.040.430	-38,78	1.146.535	1.048.584	-8,54
JORDAN	0	5.800.000	-	0	7.813.000	-
TURKEY	35.670.941	17.784.063	-50,14	22.761.699	20.245.793	-11,05
UNITED ARAB EMIRATES	250.000	0	-100	160.000	0	-100
EGYPT	7.127.924	7.799.844	9,43	4.767.205	9.334.592	95,81
MOROCCO	0	2.099.900	-	0	2.968.590	-
TUNISIA	2.477.876	1.699.890	-31,4	1.749.401	1.997.128	14,16
ALGERIA	2.010.992	200.130	-90,05	1.201.375	280.586	-76,64
SUDAN	522.000	0	-100	404.550	0	-100
GABON	300.000	0	-100	252.000	0	-100
COTE D'IVOIRE	0	919.999	-	0	1.180.000	-
SENEGAL	0	300.000	-	0	317.250	-
MAURITANIA	150.000	0	-100	92.250	0	-100
SOUTH AFRICA	5.663.280	8.670.221	53,1	3.758.836	10.773.201	186,61
UNITED STATES	24.900.192	15.099.733	-39,36	16.286.790	17.213.704	5,69
MEXICO	9.999.726	0	-100	6.339.827	0	-100
BRAZIL	25.269.970	35.670.013	41,16	17.183.829	42.074.291	144,85
UNITED KINGDOM	1.150.000	0	-100	890.825	0	-100
NETHERLANDS	190.356.127	217.187.441	14,1	119.222.264	266.840.957	123,82
FRANCE	2	0	-100	5	0	-100
GERMANY, FED. REP. OF	12.978.083	6.720.120	-48,22	9.100.705	7.561.698	-16,91
IRELAND	14	0	-100	85	0	-100
ITALY	13.280.268	9.183.760	-30,85	8.411.399	12.023.492	42,94
SPAIN	10.158.834	5.633.897	-44,54	6.862.423	7.039.998	2,59
PORTUGAL	600.000	704.000	17,33	365.000	778.562	113,3
GREECE	12.007.902	4.736.181	-60,56	9.136.347	5.090.503	-44,28
BULGARIA	130.914	0	-100	91.547	0	-100
TURKMENISTAN	21.870	0	-100	21.433	0	-100
UKRAINE	12.165.700	25.464.210	109,31	8.534.974	30.577.123	258,26
GEORGIA	1.539.914	0	-100	1.050.991	0	-100
RUSSIA FEDERATION	13.263.435	743.580	-94,39	11.005.524	1.128.994	-89,74
-MINYAK NABATI LAIN	632.780.145	675.245.669	6,71	419.891.697	764.559.141	82,08
JAPAN	1.201.141	322.165	-73,18	1.021.589	426.564	-58,25
HONG KONG	14.818	106.126	616,2	41.962	114.092	171,89
KOREA, REPUBLIC OF	21.531.558	39.239.967	82,24	15.250.890	46.806.113	206,91
TAIWAN	424.262	1.273.672	200,21	307.351	1.289.525	319,56
CHINA	224.692.519	189.987.540	-15,45	135.770.271	200.343.711	47,56
PAPUA NEW GUINEA	34.871	35.974	3,16	47.206	68.439	44,98
THAILAND	550.733	29.940	-94,56	434.387	34.974	-91,95
SINGAPORE	5.413.666	2.097.846	-61,25	2.600.021	2.474.233	-4,84
PHILIPPINES	3.242.099	18.945	-99,42	2.545.715	24.017	-99,06
MALAYSIA	80.548.087	123.241.795	53	60.444.850	144.458.830	138,99
CAMBODIA	11	0	-100	20	0	-100
VIET NAM	672.750	2.273.565	237,95	612.176	1.586.792	159,21
MALDIVES	31.723	0	-100	32.537	0	-100
INDIA	7.423.151	18.237.257	145,68	3.947.869	17.321.376	338,75
PAKISTAN	630.400	755.590	19,86	372.406	820.504	120,33
BANGLADESH	0	91.698.395	-	0	87.759.037	-
SRI LANKA	0	1.125.780	-	0	1.536.728	-
IRAN (ISLAMIC REPUBLIC OF)	1.120.129	117.524	-89,51	818.302	107.842	-86,82
SAUDI ARABIA	2.646.280	425.600	-83,92	1.457.538	566.048	-61,16
JORDAN	0	511.788	-	0	739.506	-
LEBANON	22.250	0	-100	26.589	0	-100
SYRIA ARAB REPUBLIC	552.443	389.760	-29,45	496.505	511.156	2,95
TURKEY	9.731.058	2.597.042	-73,31	8.061.002	2.448.356	-69,63
UNITED ARAB EMIRATES	25	80.180	320620	411	131.346	31857,66
CYPRUS	215	0	-100	1.364	0	-100
EGYPT	13.555.151	4.716.337	-65,21	10.179.339	6.388.837	-37,24
MOROCCO	374.600	44.500	-88,12	283.251	68.931	-75,66
TUNISIA	1.195.972	1.205.579	0,8	841.490	1.614.782	91,9
ALGERIA	9.287.693	532.500	-94,27	6.370.982	866.633	-86,4
SUDAN	1.501.149	0	-100	908.230	0	-100
TANZANIA, UNITED REPUBLIC OF	105.000	0	-100	51.975	0	-100
MADAGASCAR	163.170	181.300	11,11	91.377	171.894	88,12
MOZAMBIQUE	135.750	0	-100	85.260	0	-100
EQUATORIAL GUINEA	0	123	-	0	823	-
TOGO	7.023	0	-100	8.212	0	-100
CAMEROON	19.500	0	-100	11.742	0	-100
NIGERIA	220.000	0	-100	161.755	0	-100
COTE D'IVOIRE	176.000	0	-100	118.800	0	-100
SENEGAL	66.000	0	-100	46.860	0	-100
MAURITANIA	181.300	199.810	10,21	94.276	254.748	170,22
BENIN	1.273	0	-100	4.068	0	-100
SOUTH AFRICA	4.788.560	637.803	-86,68	3.291.760	622.519	-81,09
AUSTRALIA	5.553	40.893	636,41	25.868	45.781	76,98
NEW ZEALAND	236	247.630	104827,97	1.228	418.225	33957,41
NORTHERN MARIANA ISLANDS	5.741	0	-100	4.040	0	-100

TABEL 5. PERKEMBANGAN EKSPOR INDONESIA MENURUT KOMODITI DAN NEGARA TUJUAN

JENIS BARANG	BERAT BERSIH (KG)		PERUB	NILAI FOB (US \$)		PERUB
	JAN-JUL 2007	JAN-JUL 2008	%	JAN-JUL 2007	JAN-JUL 2008	%
(1)	(2)	(3)	(4)	(5)	(6)	(7)
UNITED STATES	29.776.564	48.986.074	64,51	19.841.262	61.230.640	208,6
CANADA	4.725	0	-100	38.880	0	-100
CHILE	80.000	0	-100	47.080	0	-100
ARGENTINA	0	2.430	-	0	3.818	-
BRAZIL	2.722.500	300.000	-88,98	1.826.438	435.000	-76,18
URUGUAY	0	18.620	-	0	33.168	-
EL SALVADOR	0	19.500	-	0	21.158	-
COSTA RICA	136.500	78.000	-42,86	104.930	82.836	-21,06
UNITED KINGDOM	6.847	3.703	-45,92	35.779	19.470	-45,58
NETHERLANDS	151.349.369	101.102.651	-33,2	95.820.731	125.160.823	30,62
FRANCE	110.029	0	-100	103.906	0	-100
GERMANY, FED. REP. OF	2.764.159	21	-100	1.923.840	178	-99,99
SWITZERLAND	31	602	1841,94	170	3.317	1851,18
DENMARK	35.600	0	-100	40.762	0	-100
NORWAY	1.183	280	-76,33	4.419	2.297	-48,02
SWEDEN	300	154	-48,67	1.128	672	-40,43
IRELAND	0	62.000	-	0	2.480	-
ITALY	0	5.420.000	-	0	8.131.000	-
SPAIN	7.799.101	5.155.434	-33,9	5.442.562	7.258.437	33,36
GREECE	1.444.208	1.789.255	23,89	1.030.413	1.910.164	85,38
DEMOCRATIC REPUBLIC OF THE CO	0	1.000.000	-	0	1.147.030	-
HUNGARY	12.500	0	-100	11.390	0	-100
POLAND	0	168.750	-	0	193.763	-
ROMANIA	0	1.194.186	-	0	1.810.171	-
BULGARIA	613.945	275.670	-55,1	524.194	426.566	-18,62
AZERBAIJAN	462.000	0	-100	349.965	0	-100
BELARUS	21.870	0	-100	19.902	0	-100
KAZAKHSTAN	232.927	328.050	40,84	217.859	424.715	94,95
TAJKISTAN	42.876	183.870	328,84	35.889	264.364	636,62
UKRAINE	8.877.656	6.439.891	-27,46	7.278.758	8.560.389	17,61
UZBEKISTAN	446.471	739.869	65,71	418.066	1.040.191	148,81
LITHUANIA	41	70	70,73	266	437	64,29
LATVIA	729.336	71.160	-90,24	637.108	101.885	-84,01
GEORGIA	150.377	131.220	-12,74	136.683	186.375	36,36
CROATIA	0	42.000	-	0	45.724	-
BOSNIA AND HERZEGOVINA	0	819	-	0	3.818	-
MALTA	0	66	-	0	770	-
SLOVENIA	15.000	0	-100	10.775	0	-100
CZECH REPUBLIC	331.539	0	-100	177.883	0	-100
RUSSIA FEDERATION	32.338.631	19.358.398	-40,14	26.939.185	26.035.123	-3,36
-STEARIN	75.718.973	80.068.053	5,74	55.898.452	87.651.372	56,8
JAPAN	1.508.975	1.570.821	4,1	1.083.210	1.759.350	62,42
HONG KONG	646.000	337.475	-47,76	526.214	393.078	-25,3
KOREA, REPUBLIC OF	1.546.800	3.696.150	138,95	1.101.593	4.007.545	263,8
TAIWAN	9.799.680	8.835.223	-9,84	7.283.796	9.426.656	29,42
CHINA	28.340.739	33.435.645	17,98	21.544.956	36.474.507	69,29
THAILAND	4.018.825	4.134.963	2,89	3.028.462	4.761.355	57,22
SINGAPORE	336.501	401.000	19,17	274.058	501.109	82,85
PHILIPPINES	1.574.059	1.369.903	-12,97	1.278.091	1.560.265	22,08
MALAYSIA	3.493.042	51.300	-98,53	2.433.928	57.730	-97,63
MYANMAR (FORM. BURMA)	338.000	134.000	-60,36	252.536	155.524	-38,42
VIET NAM	1.866.820	2.239.424	19,96	1.381.046	2.501.327	81,12
INDIA	2.605.528	324.133	-87,56	1.294.523	329.901	-74,52
PAKISTAN	83.000	117.000	40,96	64.564	135.491	109,86
BANGLADESH	2.696.000	2.631.000	-2,41	1.779.014	2.860.112	60,77
SRI LANKA	79.371	176.852	122,82	60.623	210.910	247,9
IRAN (ISLAMIC REPUBLIC OF)	380.999	298.000	-21,78	284.536	327.592	15,13
JORDAN	272.000	0	-100	211.007	0	-100
LEBANON	0	17.000	-	0	20.740	-
SYRIA ARAB REPUBLIC	50.500	99.000	96,04	49.843	95.834	92,27
TURKEY	7.575.544	9.379.744	23,82	5.417.326	10.137.793	87,14
UNITED ARAB EMIRATES	0	39.000	-	0	46.662	-
EGYPT	512.723	581.813	13,48	411.292	641.603	56
MOROCCO	33.500	16.850	-49,7	25.847	20.557	-20,47
KENYA	51.000	17.000	-66,67	41.058	20.100	-51,04
MOZAMBIQUE	17.500	0	-100	18.725	0	-100
GHANA	33.500	0	-100	25.080	0	-100
CAMEROON	0	17.000	-	0	20.400	-
NIGERIA	473.000	188.000	-60,25	378.168	229.590	-39,29
COTE D'IVOIRE	216.000	0	-100	177.070	0	-100
SOUTH AFRICA	342.982	183.016	-46,64	253.316	197.896	-21,88
AUSTRALIA	68.000	218.725	221,65	61.438	259.046	321,64
UNITED STATES	477.872	575.120	20,35	386.812	695.513	79,81
CANADA	42.509	41.000	-3,55	38.224	51.951	35,91
MEXICO	364.500	0	-100	284.489	0	-100
GUATEMALA	33.000	0	-100	26.120	0	-100
CHILE	16.500	23.999	45,45	13.118	29.683	126,28

TABEL 5. PERKEMBANGAN EKSPOR INDONESIA MENURUT KOMODITI DAN NEGARA TUJUAN

JENIS BARANG	BERAT BERSIH (KG)		PERUB	NILAI FOB (US \$)		PERUB
	JAN-JUL 2007	JAN-JUL 2008	%	JAN-JUL 2007	JAN-JUL 2008	%
(1)	(2)	(3)	(4)	(5)	(6)	(7)
VENEZUELA	17.000	0	-100	12.750	0	-100
ECUADOR	0	34.000	-	0	42.500	-
PERU	65.999	17.000	-74,24	57.458	20.400	-64,5
UNITED KINGDOM	709.000	604.500	-14,74	459.768	602.112	30,96
NETHERLANDS	1.195.766	5.267.678	340,53	988.337	5.596.689	466,27
FRANCE	72.000	48.835	-32,17	52.629	57.042	8,39
GERMANY, FED. REP. OF	995.400	608.000	-38,92	688.547	668.505	-2,91
BELGIUM	267.000	0	-100	183.274	0	-100
SWITZERLAND	14.000	0	-100	7.960	0	-100
SWEDEN	40.999	14.000	-65,85	31.612	15.839	-49,9
ITALY	58.000	98.000	68,97	43.440	113.039	160,22
SPAIN	990.428	423.000	-57,29	764.971	497.455	-34,97
PORTUGAL	734.812	696.000	-5,28	619.475	835.295	34,84
GREECE	33.500	64.000	91,04	25.626	64.960	153,49
HUNGARY	17.000	0	-100	14.819	0	-100
POLAND	32.000	83.497	160,93	21.440	90.668	322,89
BULGARIA	97.183	131.388	35,2	73.445	152.125	107,13
UKRAINE	221.000	372.999	68,78	168.130	421.000	150,4
LATVIA	54.177	17.000	-68,62	49.425	18.904	-61,75
RUSSIA FEDERATION	208.740	438.000	109,83	145.263	525.019	261,43
-ASAM BERLEMAK LAIN	307.803.185	436.686.230	41,87	173.918.091	370.490.146	113,03
JAPAN	5.165.215	6.599.239	27,76	3.759.318	9.504.837	152,83
HONG KONG	10.080	5.760	-42,86	13.183	8.734	-33,75
KOREA, REPUBLIC OF	5.086.892	13.684.703	169,02	3.197.243	10.525.775	229,21
TAIWAN	482.023	545.360	13,14	400.954	385.702	-3,8
CHINA	15.843.525	19.486.449	22,99	13.962.425	24.442.950	75,06
THAILAND	736.645	1.956.784	165,63	833.372	3.123.235	274,77
SINGAPORE	18.533.149	13.574.944	-26,75	14.913.063	17.479.031	17,21
PHILIPPINES	159.140	40.092	-74,81	93.977	49.830	-46,98
MALAYSIA	11.224.572	16.088.260	43,33	9.036.939	18.108.123	100,38
MYANMAR (FORM. BURMA)	0	3.499.965	-	0	1.889.981	-
NEPAL	0	36.260	-	0	14.340	-
VIET NAM	477	974	104,19	1.019	1.759	72,62
INDIA	135.704.717	162.403.973	19,67	54.707.638	104.096.360	90,28
PAKISTAN	3.389.370	7.426.620	119,12	916.356	3.447.234	276,19
BANGLADESH	7.920	105.050	1226,39	7.351	61.608	738,09
SRI LANKA	41.800	2.465.693	5798,79	24.970	2.430.099	9632,07
IRAN (ISLAMIC REPUBLIC OF)	525.620	17.280	-96,71	559.372	24.814	-95,56
SAUDI ARABIA	222.400	72.000	-67,63	266.285	101.620	-61,84
JORDAN	24.687	4.034.560	16242,85	19.065	2.733.049	14235,43
SYRIA ARAB REPUBLIC	0	69.120	-	0	87.644	-
TURKEY	3.540.280	1.252.527	-64,62	2.079.282	1.626.643	-21,77
UNITED ARAB EMIRATES	0	15.200	-	0	53.618	-
EGYPT	3.821.532	2.050.858	-46,33	1.679.354	1.471.875	-12,35
TUNISIA	669.948	500.000	-25,37	261.280	286.000	9,46
ETHIOPIA	72.520	36.260	-50	36.260	27.558	-24
TANZANIA, UNITED REPUBLIC OF	3.900.000	3.150.010	-19,23	1.476.500	2.067.308	40,01
MADAGASCAR	18.130	37.240	105,41	5.076	13.034	156,78
MOZAMBIQUE	572.240	7.155.044	1150,36	262.064	4.547.194	1635,15
TOGO	177.585	126.910	-28,54	110.165	105.335	-4,38
GHANA	106.000	0	-100	42.930	0	-100
CAMEROON	0	878	-	0	225	-
NIGERIA	0	1.000.000	-	0	540.000	-
COTE D'IVOIRE	0	6.600.000	-	0	3.950.250	-
SENEGAL	500.000	72.250	-85,55	207.500	46.050	-77,81
MAURITANIA	1.345.000	0	-100	792.175	0	-100
GAMBIA	1.500.000	0	-100	626.250	0	-100
DJIBOUTI	93.100	657.120	605,82	56.605	493.728	772,23
SOUTH AFRICA	4.897.546	3.935.102	-19,65	2.521.654	2.740.816	8,69
MALAWI	0	473.300	-	0	300.709	-
AUSTRALIA	348.093	425.021	22,1	393.928	674.841	71,31
NEW ZEALAND	0	3.003	-	0	5.778	-
UNITED STATES	17.552.453	19.276.970	9,82	16.458.197	29.807.199	81,11
CANADA	66.960	64.800	-3,23	56.109	88.441	57,62
MEXICO	152.507	374.969	145,87	142.990	495.555	246,57
VENEZUELA	0	14.400	-	0	22.680	-
ARGENTINA	924.490	401.895	-56,53	950.491	575.008	-39,5
BRAZIL	3.957.858	5.530.980	39,75	4.097.598	7.873.479	92,15
COLOMBIA	0	56.580	-	0	101.744	-
URUGUAY	14.400	14.400	0	17.328	23.573	36,04
ECUADOR	0	14.400	-	0	21.600	-
JAMAICA	2.221	2.761	24,31	1.878	4.449	136,9
COSTA RICA	0	84.800	-	0	61.904	-
UNITED KINGDOM	2.375.210	384.655	-83,81	1.243.336	605.803	-51,28
NETHERLANDS	27.264.102	35.652.191	30,77	19.918.194	48.793.386	144,97
FRANCE	0	180.940	-	0	457.158	-
GERMANY, FED. REP. OF	1.446.233	1.944.574	34,46	1.541.089	3.619.125	134,84

TABEL 5. PERKEMBANGAN EKSPOR INDONESIA MENURUT KOMODITI DAN NEGARA TUJUAN

JENIS BARANG	BERAT BERSIH (KG)		PERUB %	NILAI FOB (US \$)		PERUB %
	JAN-JUL 2007	JAN-JUL 2008		JAN-JUL 2007	JAN-JUL 2008	
(1)	(2)	(3)	(4)	(5)	(6)	(7)
BELGIUM	244.570	95.674	-60,88	227.775	127.434	-44,05
DENMARK	0	5.000.000	-	0	3.362.600	-
ITALY	1.944.181	6.751.349	247,26	1.586.995	4.735.395	198,39
SPAIN	33.128.338	81.178.406	145,04	14.400.471	52.160.929	262,22
GREECE	9.456	35.839	279,01	12.087	52.675	335,8
ROMANIA	0	6.903	-	0	11.788	-
BULGARIA	0	14.935	-	0	20.534	-
-ALAT LISTRIK	317.960.546	327.115.120	2,88	2.720.951.068	2.984.098.834	9,67
JAPAN	31.614.249	39.898.308	26,2	463.904.952	548.513.603	18,24
HONG KONG	8.319.797	6.773.294	-18,59	109.506.813	114.949.303	4,97
KOREA, DEMOCRATIC PEOPLE'S REI	19	458	2310,53	466	14.764	3068,24
KOREA, REPUBLIC OF	3.314.161	2.973.743	-10,27	40.845.768	41.797.495	2,33
TAIWAN	2.715.596	2.769.458	1,98	28.879.693	35.549.194	23,09
CHINA	6.162.258	5.868.352	-4,77	73.347.310	79.948.169	9
MONGOLIA	700	5.342	663,14	2.139	31.925	1392,52
MACAU	0	19.235	-	0	150.700	-
PAPUA NEW GUINEA	3.900.275	3.569.810	-8,47	5.866.273	7.193.096	22,62
THAILAND	17.477.247	18.964.910	8,51	97.817.020	116.072.323	18,66
SINGAPORE	34.909.410	29.917.829	-14,3	840.444.694	834.312.627	-0,73
PHILIPPINES	8.417.636	10.398.608	23,53	38.599.294	59.291.447	53,61
MALAYSIA	23.268.452	17.759.130	-23,68	115.334.582	107.720.618	-6,6
MYANMAR (FORM. BURMA)	135.301	274.183	102,65	619.247	1.675.743	170,61
CAMBODIA	374.737	123.515	-67,04	1.017.830	485.893	-52,26
BRUNEI DARUSSALAM	405.042	312.031	-22,96	2.193.389	1.972.184	-10,09
NEPAL	32.831	10.473	-68,1	126.662	51.300	-59,5
VIET NAM	9.066.609	13.103.054	44,52	42.967.799	60.122.128	39,92
MALDIVES	37.608	113.231	201,08	75.481	245.812	225,66
INDIA	1.880.445	13.393.692	612,26	7.354.769	39.413.840	435,9
PAKISTAN	1.181.165	1.176.224	-0,42	3.194.969	5.514.059	72,59
BANGLADESH	333.032	125.259	-62,39	995.190	579.266	-41,79
SRI LANKA	676.669	779.159	15,15	2.389.209	2.894.054	21,13
AFGHANISTAN	206.576	156.615	-24,19	415.450	553.495	33,23
IRAQ	0	7.508	-	0	15.785	-
IRAN (ISLAMIC REPUBLIC OF)	1.342.970	623.927	-53,54	5.072.776	2.176.326	-57,1
SAUDI ARABIA	9.351.406	6.360.892	-31,98	31.039.592	22.101.027	-28,8
ISRAEL	0	115.552	-	0	614.462	-
KUWAIT	984.664	1.227.289	24,64	2.255.559	5.735.824	154,3
JORDAN	416.650	406.983	-2,32	1.244.586	1.177.452	-5,39
LEBANON	852.288	748.360	-12,19	2.054.902	2.809.538	36,72
PALESTINA	0	126.160	-	0	534.869	-
YEMEN	1.051.245	1.034.170	-1,62	3.009.591	3.709.981	23,27
OMAN	847.625	1.042.231	22,96	4.538.612	5.263.042	15,96
SYRIA ARAB REPUBLIC	49.688	98.612	98,46	136.546	321.180	135,22
TURKEY	8.221.180	2.332.966	-71,62	21.760.075	8.891.129	-59,14
UNITED ARAB EMIRATES	26.901.368	26.898.463	-0,01	87.622.698	134.359.375	53,34
QATAR	2.368.155	2.072.752	-12,47	10.683.705	11.287.866	5,65
BAHRAIN	104.416	730.440	599,55	321.325	6.864.278	2036,24
CYPRUS	531.474	172.751	-67,5	1.020.450	605.612	-40,65
EGYPT	4.625.644	3.014.198	-34,84	9.416.388	7.983.209	-15,22
LIBYAN ARAB JAMAHIRIYA	80.417	200.819	149,72	298.390	879.325	194,69
MOROCCO	319.675	477.349	49,32	1.241.928	1.839.977	48,15
TUNISIA	84	245.540	292209,52	1.090	1.753.113	160736,06
ALGERIA	2.736.592	638.976	-76,65	5.601.157	1.914.085	-65,83
SUDAN	7.439.875	7.091.753	-4,68	14.703.694	20.439.623	39,01
ERITREA	23.899	359.776	1405,4	44.890	653.734	1356,3
NAMIBIA	0	9.494	-	0	22.153	-
ETHIOPIA	205.876	138.711	-32,62	491.203	586.861	19,47
TANZANIA, UNITED REPUBLIC OF	856.545	300.111	-64,96	2.160.356	1.376.595	-36,28
MADAGASCAR	26.555	64.857	144,24	54.755	239.968	338,26
SOMALIA	47.506	0	-100	90.229	0	-100
KENYA	1.028.310	891.409	-13,31	3.682.714	3.463.221	-5,96
REUNION	4.552	0	-100	51.157	0	-100
MOZAMBIQUE	929.310	406.433	-56,27	2.182.943	1.201.551	-44,96
EQUATORIAL GUINEA	280.832	72.315	-74,25	505.620	138.804	-72,55
TOGO	43.269	140.496	224,7	115.104	585.048	408,28
GHANA	937.002	1.416.194	51,14	2.619.064	5.518.403	110,7
LIBERIA	54.499	21.793	-60,01	194.307	71.429	-63,24
GUINEA	90.443	124.081	37,19	133.190	213.550	60,33
ANGOLA	370.733	145.491	-60,76	1.031.050	577.966	-43,94
CONGO	1.157	430	-62,83	2.481	2.464	-0,69
CAMEROON	124.599	281.996	126,32	304.784	756.474	148,2
NIGERIA	2.346.359	1.864.250	-20,55	8.435.038	10.855.549	28,7
GABON	24.660	116.718	373,31	42.120	480.738	1041,35
COTE D'IVOIRE	82.300	18.092	-78,02	203.297	75.710	-62,76
SENEGAL	301.497	118.778	-60,6	613.560	372.697	-39,26
MAURITANIA	21.197	20.506	-3,26	57.651	79.420	37,76
MALI	4.220	4.011	-4,95	88.265	60.199	-31,8

TABEL 5. PERKEMBANGAN EKSPOR INDONESIA MENURUT KOMODITI DAN NEGARA TUJUAN

JENIS BARANG	BERAT BERSIH (KG)		PERUB %	NILAI FOB (US \$)		PERUB %
	JAN-JUL 2007	JAN-JUL 2008		JAN-JUL 2007	JAN-JUL 2008	
	(1)	(2)	(3)	(4)	(5)	(6)
BENIN	337.153	354.992	5,29	904.608	1.161.471	28,39
BURKINA FASO	0	18	-	0	487	-
GAMBIA	25.238	16.499	-34,63	54.385	12.625	-76,79
SEYCHELLES	0	8.673	-	0	36.740	-
UGANDA	39.987	113.397	183,58	83.998	355.209	322,88
CENTRAL AFRICAN REPUBLIC	18.716	30.862	64,9	56.587	71.279	25,96
DJIBOUTI	703.354	290.786	-58,66	1.719.785	991.625	-42,34
SAINT HELENA	12	0	-100	32	0	-100
SWAZILAND	0	143	-	0	15.469	-
SOUTH AFRICA	1.000.183	1.624.965	62,47	3.226.133	5.997.661	85,91
ZIMBABWE	2	5.814	290600	12	17.756	147866,67
ZAMBIA	0	44.417	-	0	121.284	-
MALAWI	2.646	0	-100	8.617	0	-100
COMOROS	9.997	0	-100	1.760	0	-100
MAURITIUS	79.095	45.996	-41,85	300.900	182.002	-39,51
RWANDA	0	2.203	-	0	15.407	-
VIRGIN ISLANDS (BRITISH)	0	236	-	0	3.092	-
AUSTRALIA	6.995.535	8.841.592	26,39	55.639.266	69.425.232	24,78
NEW ZEALAND	2.135.358	1.208.518	-43,4	15.992.006	6.973.633	-56,39
NEW CALEDONIA	4.290	278.722	6397,02	9.337	4.136.087	44197,82
VANUATU	198.137	114.378	-42,27	386.058	246.589	-36,13
AMERICAN SAMOA	0	14.370	-	0	42.775	-
COOK ISLANDS	1.655	2.819	70,33	4.278	1.752	-59,05
FIJI	284.851	259.864	-8,77	721.480	682.383	-5,42
SAMOA	759.486	597.251	-21,36	6.819.977	4.748.367	-30,38
SOLOMON ISLANDS	392.137	266.469	-32,05	828.404	548.198	-33,82
TONGA	44.493	18.889	-57,55	116.532	54.169	-53,52
EAST TIMOR	15.845	498.025	3043,11	63.445	796.244	1155,01
UNITED STATES	25.212.824	24.526.610	-2,72	229.219.190	237.580.420	3,65
CANADA	1.529.765	1.599.878	4,58	6.921.958	7.771.627	12,27
MEXICO	2.470.494	2.440.585	-1,21	10.866.164	12.502.097	15,06
GUATEMALA	540.937	766.523	41,7	2.075.693	1.788.331	-13,84
HONDURAS	172	0	-100	1.060	0	-100
NICARAGUA	19.304	36.137	87,2	44.915	157.468	250,59
PANAMA	268.907	155.277	-42,26	794.077	883.249	11,23
CUBA	0	375	-	0	34.098	-
SURINAME	44.105	106.935	142,46	132.793	453.991	241,88
CHILE	1.644.703	2.025.195	23,13	3.801.715	7.638.087	100,91
VENEZUELA	2.865.889	449.652	-84,31	20.383.410	2.678.894	-86,86
ARGENTINA	426.119	620.105	45,52	2.174.738	3.044.473	39,99
BRAZIL	2.781.559	4.693.459	68,73	15.240.523	23.552.527	54,54
COLOMBIA	822.188	685.064	-16,68	2.993.772	2.596.702	-13,26
BOLIVIA	0	51.553	-	0	192.476	-
URUGUAY	17	8.398	49300	39	33.797	86558,97
PARAGUAY	40.979	65.703	60,33	88.428	245.550	177,68
ECUADOR	670.703	619.773	-7,59	1.241.888	1.381.316	11,23
PERU	174.498	290.851	66,68	794.432	1.396.021	75,73
TRINIDAD AND TOBAGO	147.482	574.582	289,59	329.298	3.950.706	1099,74
JAMAICA	173.618	18.519	-89,33	369.304	87.202	-76,39
BELIZE	60	0	-100	901	0	-100
DOMINICAN REPUBLIC	207.551	175.375	-15,5	484.996	723.545	49,19
EL SALVADOR	172	133.808	77695,35	1.060	902.085	85002,36
COSTA RICA	4.011	7.057	75,94	25.700	50.796	97,65
HAITI	257.086	165.353	-35,68	562.140	444.913	-20,85
ARUBA	20.867	18.859	-9,62	36.588	52.828	44,39
CAYMAN ISLANDS	27	0	-100	3.950	0	-100
FRENCH POLYNESIA	35.470	18.653	-47,41	128.927	147.655	14,53
NETHERLANDS ANTILLES	0	4.505	-	0	20.551	-
SAN MARINO	0	4.833	-	0	66.564	-
UNITED KINGDOM	6.221.792	12.304.458	97,76	24.917.119	42.292.222	69,73
NETHERLANDS	3.973.962	3.511.579	-11,64	22.951.563	19.385.281	-15,54
FRANCE	2.915.703	2.533.099	-13,12	73.905.437	69.843.635	-5,5
GERMANY, FED. REP. OF	1.982.391	2.841.918	43,36	32.000.146	32.896.859	2,8
AUSTRIA	16.942	99.654	488,21	593.327	1.875.736	216,14
BELGIUM	2.513.049	2.906.518	15,66	7.416.198	8.430.689	13,68
SWITZERLAND	1.350.229	152.704	-88,69	6.654.576	2.336.637	-64,89
LUXEMBOURG	0	424	-	0	31.192	-
DENMARK	74.409	21.351	-71,31	3.022.241	550.355	-81,79
NORWAY	49.073	19.105	-61,07	301.851	188.899	-37,42
SWEDEN	317.282	358.825	13,09	4.145.245	2.756.963	-33,49
FINLAND	36.761	19.908	-45,84	1.149.257	362.637	-68,45
IRELAND	1.668	6	-99,64	12.952	65	-99,5
ITALY	3.062.179	3.440.742	12,36	19.112.537	10.841.185	-43,28
SPAIN	6.263.784	8.003.390	27,77	19.270.885	27.062.171	40,43
PORTUGAL	27.031	457.106	1591,04	66.621	850.076	1175,99
GREECE	2.461.400	1.894.893	-23,02	5.277.473	5.858.579	11,01
DEMOCRATIC REPUBLIC OF THE CO	560.696	217.405	-61,23	2.364.522	791.470	-66,53
HUNGARY	206.895	596.718	188,42	1.332.704	2.856.920	114,37

TABEL 5. PERKEMBANGAN EKSPOR INDONESIA MENURUT KOMODITI DAN NEGARA TUJUAN

JENIS BARANG	BERAT BERSIH (KG)		PERUB %	NILAI FOB (US \$)		PERUB %
	JAN-JUL 2007	JAN-JUL 2008		JAN-JUL 2007	JAN-JUL 2008	
(1)	(2)	(3)	(4)	(5)	(6)	(7)
POLAND	657.405	325.362	-50,51	3.059.671	6.416.483	109,71
ROMANIA	167	89.500	53492,81	13.467	571.499	4143,7
BULGARIA	12	58	383,33	761	2.996	293,69
YUGOSLAVIA	0	1	-	0	2	-
ALBANIA	0	2.392	-	0	10.948	-
BELARUS	397.002	76.584	-80,71	779.443	235.008	-69,85
KAZAKHSTAN	152.854	123.841	-18,98	698.648	380.669	-45,51
UKRAINE	182.863	164.704	-9,93	910.216	572.057	-37,15
UZBEKISTAN	0	10.214	-	0	34.406	-
LITHUANIA	107.317	23.487	-78,11	464.656	94.454	-79,67
LATVIA	36.553	0	-100	176.968	0	-100
ESTONIA	0	1.254	-	0	22.523	-
GEORGIA	78.239	82.851	5,89	184.462	229.371	24,35
CROATIA	0	6.017	-	0	91.846	-
MALTA	41.026	52.426	27,79	98.954	216.684	118,97
SLOVAKIA	84.770	79.640	-6,05	1.005.096	665.548	-33,78
SLOVENIA	145	9	-93,79	404	14	-96,53
CZECH REPUBLIC	143.486	619.217	331,55	1.175.261	8.011.132	581,65
RUSSIA FEDERATION	175.233	504.699	188,02	1.207.307	2.653.468	119,78
-DIODE TRANSISTOR	556.506	501.073	-9,96	70.709.783	88.725.483	25,48
JAPAN	115.639	78.356	-32,24	26.677.582	40.801.563	52,94
HONG KONG	76.879	43.192	-43,82	18.177.085	19.864.886	9,29
KOREA, REPUBLIC OF	2.265	2.740	20,97	140.453	282.277	100,98
TAIWAN	26.402	7.036	-73,35	1.679.707	1.212.199	-27,83
CHINA	30.790	12.650	-58,92	6.136.460	3.798.719	-38,1
MONGOLIA	67	0	-100	811	0	-100
PAPUA NEW GUINEA	172	0	-100	672	0	-100
THAILAND	1.350	2.103	55,78	31.655	49.318	55,8
SINGAPORE	268.195	332.534	23,99	13.873.304	16.317.138	17,62
PHILIPPINES	1.077	1.029	-4,46	71.445	16.606	-76,76
MALAYSIA	6.987	5.834	-16,5	727.798	609.080	-16,31
BRUNEI DARUSSALAM	1	0	-100	9	0	-100
VIET NAM	30	4	-86,67	257	32	-87,55
INDIA	0	137	-	0	370.318	-
PAKISTAN	4	51	1175	12	187	1458,33
BANGLADESH	13	0	-100	26	0	-100
SRI LANKA	2.618	0	-100	7.140	0	-100
UNITED ARAB EMIRATES	0	17	-	0	169	-
KENYA	2.619	0	-100	39.579	0	-100
NIGERIA	60	0	-100	192	0	-100
AUSTRALIA	143	0	-100	8.371	0	-100
UNITED STATES	11.855	5.563	-53,07	1.163.750	1.430.449	22,92
MEXICO	0	1	-	0	1	-
PANAMA	0	18	-	0	968	-
CUBA	0	48	-	0	45.528	-
BRAZIL	0	3	-	0	11	-
UNITED KINGDOM	1.496	4.105	174,4	161.547	411.773	154,89
NETHERLANDS	11	1	-90,91	8.800	1	-99,99
GERMANY, FED. REP. OF	7.786	5.332	-31,52	1.656.444	3.242.347	95,74
AUSTRIA	0	186	-	0	2.603	-
DENMARK	2	0	-100	164	0	-100
SWEDEN	0	4	-	0	2.706	-
FINLAND	44	120	172,73	146.496	265.985	81,56
ROMANIA	0	4	-	0	186	-
KAZAKHSTAN	0	1	-	0	5	-
UKRAINE	0	2	-	0	3	-
ESTONIA	0	1	-	0	420	-
RUSSIA FEDERATION	1	1	0	24	5	-79,17
-AUDIO VISUAL	62.053.506	55.347.366	-10,81	1.458.180.985	1.479.028.715	1,43
JAPAN	4.378.859	4.649.107	6,17	120.552.308	143.791.925	19,28
HONG KONG	1.671.340	1.874.312	12,14	102.989.826	137.461.736	33,47
KOREA, REPUBLIC OF	859.280	865.138	0,68	47.453.177	84.248.787	77,54
TAIWAN	123.428	157.836	27,88	2.441.039	2.517.255	3,12
CHINA	953.533	1.563.416	63,96	38.884.450	83.092.866	113,69
PAPUA NEW GUINEA	71.614	77.096	7,65	330.701	472.632	42,92
THAILAND	1.031.122	2.370.732	129,92	13.836.880	17.501.575	26,48
SINGAPORE	11.886.328	7.556.255	-36,43	328.547.489	222.045.179	-32,42
PHILIPPINES	320.755	529.121	64,96	8.818.049	3.595.462	-59,23
MALAYSIA	1.765.156	3.600.459	103,97	28.819.790	57.085.368	98,08
MYANMAR (FORM. BURMA)	166.895	69.060	-58,62	689.698	171.590	-75,12
CAMBODIA	0	9.985	-	0	21.000	-
BRUNEI DARUSSALAM	1.510	31.597	1992,52	6.381	98.038	1436,4
NEPAL	0	3.004	-	0	13.573	-
VIET NAM	614.345	680.352	10,74	44.312.068	12.079.018	-72,74
MALDIVES	0	24	-	0	1.375	-
INDIA	386.963	224.936	-41,87	9.252.188	6.709.830	-27,48

TABEL 5. PERKEMBANGAN EKSPOR INDONESIA MENURUT KOMODITI DAN NEGARA TUJUAN

JENIS BARANG	BERAT BERSIH (KG)		PERUB	NILAI FOB (US \$)		PERUB
	JAN-JUL 2007	JAN-JUL 2008	%	JAN-JUL 2007	JAN-JUL 2008	%
(1)	(2)	(3)	(4)	(5)	(6)	(7)
PAKISTAN	129.536	174.046	34,36	644.989	756.103	17,23
BANGLADESH	5.048	7.895	56,4	68.975	38.546	-44,12
SRI LANKA	106.575	21.202	-80,11	408.067	146.341	-64,14
IRAQ	0	50.186	-	0	1.497.586	-
IRAN (ISLAMIC REPUBLIC OF)	69.582	631	-99,09	1.266.299	3.466	-99,73
SAUDI ARABIA	936.457	861.420	-8,01	8.113.366	9.201.634	13,41
ISRAEL	0	627.436	-	0	18.950.470	-
KUWAIT	345.387	222.753	-35,51	4.459.971	5.746.529	28,85
JORDAN	80.184	69.626	-13,17	647.900	1.056.590	63,08
LEBANON	3.991	17.013	326,28	258.580	479.002	85,24
YEMEN	218.613	216.669	-0,89	823.538	1.003.398	21,84
OMAN	95.940	121.971	27,13	1.027.584	6.128.411	496,39
SYRIA ARAB REPUBLIC	110.056	282.305	156,51	338.294	1.180.694	249,01
TURKEY	220.221	117.194	-46,78	7.978.702	4.728.405	-40,74
UNITED ARAB EMIRATES	3.258.118	3.041.633	-6,64	43.581.147	50.782.557	16,52
QATAR	69.665	93.906	34,8	636.358	1.951.343	206,64
BAHRAIN	1	5.071	507000	24	122.288	509433,33
CYPRUS	881	67	-92,4	32.476	10.998	-66,13
EGYPT	166.647	131.667	-20,99	3.910.276	3.034.265	-22,4
LIBYAN ARAB JAMAHIRIYA	14.312	2.977	-79,2	120.278	31.500	-73,81
MOROCCO	2.689	8.399	212,35	75.097	247.891	230,09
TUNISIA	3.202	2	-99,94	105.000	127	-99,88
ALGERIA	4.676	0	-100	108.315	0	-100
SUDAN	31.727	85.248	168,69	86.733	875.815	909,78
ETHIOPIA	63.344	44.949	-29,04	164.942	108.019	-34,51
TANZANIA, UNITED REPUBLIC OF	2.674	679	-74,61	86.377	334	-99,61
MADAGASCAR	73	0	-100	90	0	-100
KENYA	6.550	17.013	159,74	64.564	48.269	-25,24
REUNION	8.448	0	-100	23.234	0	-100
GHANA	24.962	46.594	86,66	83.364	225.167	170,1
GUINEA	32.668	0	-100	103.030	0	-100
ANGOLA	26.517	30.650	15,59	47.602	83.004	74,37
CONGO	14.049	0	-100	41.040	0	-100
CAMEROON	843	0	-100	1.383	0	-100
NIGERIA	1.228.751	916.120	-25,44	2.944.066	2.693.562	-8,51
COTE D'IVOIRE	11.560	4.260	-63,15	34.975	75.420	115,64
SENEGAL	2.999	650	-78,33	416.070	61.400	-85,24
MAURITANIA	47.124	11.655	-75,27	126.412	30.350	-75,99
BENIN	16.168	12.663	-21,68	8.413	6.198	-26,33
GAMBIA	0	249	-	0	244	-
UGANDA	80	17.016	21170	270	125.624	46427,41
NIGER	35	0	-100	26	0	-100
DJIBOUTI	4.875	24.087	394,09	131.100	62.875	-52,04
SAO TOME AND PRINCIPE	0	712	-	0	600	-
SOUTH AFRICA	200.119	152.123	-23,98	4.361.021	3.385.166	-22,38
MAURITIUS	94	4.141	4305,32	402	101.741	25208,71
AUSTRALIA	1.637.985	885.462	-45,94	22.676.448	28.234.012	24,51
NEW ZEALAND	260.059	289.790	11,43	8.042.034	8.410.336	4,58
NEW CALEDONIA	64	1	-98,44	1.388	50	-96,4
NORTHERN MARIANA ISLANDS	4	0	-100	65	0	-100
VANUATU	4.264	851	-80,04	36.849	6.664	-81,92
AMERICAN SAMOA	0	25	-	0	229	-
FIJI	20	3.049	15145	499	40.491	8014,43
TONGA	1.152	537	-53,39	1.421	2.336	64,39
EAST TIMOR	102.025	695.155	581,36	2.487.035	596.170	-76,03
UNITED STATES	8.443.498	6.877.809	-18,54	209.009.999	202.830.335	-2,96
CANADA	275.003	238.582	-13,24	11.996.844	14.925.072	24,41
MEXICO	358.520	738.851	106,08	19.566.969	21.144.481	8,06
GUATEMALA	28.196	17.595	-37,6	210.396	129.887	-38,27
HONDURAS	2.452	0	-100	17.561	0	-100
PANAMA	137.192	225.850	64,62	3.662.373	5.947.526	62,4
CUBA	0	344	-	0	30.400	-
CHILE	42.373	101.027	138,42	1.237.453	1.840.912	48,77
VENEZUELA	2.905	4.532	56,01	651.313	296.162	-54,53
ARGENTINA	45.204	20.369	-54,94	1.892.968	687.591	-63,68
BRAZIL	323.737	245.928	-24,03	7.952.616	4.410.823	-44,54
COLOMBIA	15.181	2.543	-83,25	976.916	346.689	-64,51
URUGUAY	7.512	1.257	-83,27	194.493	61.211	-68,53
PARAGUAY	2	8.957	447750	34	261.442	768847,06
ECUADOR	4.449	1.318	-70,38	25.907	9.961	-61,55
PERU	9.219	4.467	-51,55	1.105.589	982.485	-11,13
PUERTO RICO	2.948	2.657	-9,87	1.071.412	536.575	-49,92
EL SALVADOR	1	54	5300	285	10.082	3437,54
COSTA RICA	60	206	243,33	19.971	42.877	114,7
FRENCH GUIANA	27.469	0	-100	99.550	0	-100
FRENCH POLYNESIA	0	74	-	0	10.936	-
MARTINIQUE	36.767	0	-100	126.480	0	-100
GUADELOUPE	45.138	0	-100	150.069	0	-100

TABEL 5. PERKEMBANGAN EKSPOR INDONESIA MENURUT KOMODITI DAN NEGARA TUJUAN

JENIS BARANG	BERAT BERSIH (KG)		PERUB	NILAI FOB (US \$)		PERUB
	JAN-JUL 2007	JAN-JUL 2008	%	JAN-JUL 2007	JAN-JUL 2008	%
(1)	(2)	(3)	(4)	(5)	(6)	(7)
UNITED KINGDOM	2.277.247	366.229	-83,92	23.643.822	19.498.792	-17,53
NETHERLANDS	1.341.886	1.237.918	-7,75	31.211.724	64.483.884	106,6
FRANCE	498.327	369.310	-25,89	8.820.438	5.546.257	-37,12
GERMANY, FED. REP. OF	3.549.701	3.055.119	-13,93	58.620.859	38.836.092	-33,75
AUSTRIA	27.736	3.690	-86,7	314.720	623.031	97,96
BELGIUM	4.974.346	4.450.016	-10,54	113.111.290	83.482.273	-26,19
SWITZERLAND	15.686	6.614	-57,84	983.872	850.548	-13,55
LUXEMBOURG	0	2	-	0	9	-
GIBRALTAR	50	132	164	5.712	21.346	273,7
DENMARK	75.849	46.366	-38,87	379.728	299.522	-21,12
NORWAY	16.293	7.446	-54,3	24.371	130.715	436,35
SWEDEN	252.127	309.808	22,88	2.865.626	2.119.277	-26,04
FINLAND	1.172.540	160.066	-86,35	26.183.371	2.639.461	-89,92
IRELAND	3.300	24	-99,27	49.890	61	-99,88
ITALY	601.813	124.686	-79,28	14.292.997	4.122.312	-71,16
SPAIN	215.455	139.843	-35,09	5.208.555	2.967.376	-43,03
PORTUGAL	11.462	1.141	-90,05	328.505	192.265	-41,47
GREECE	27.902	1.678	-93,99	378.123	151.224	-60,01
DEMOCRATIC REPUBLIC OF THE CO	1.228	28.147	2192,1	4.038	76.080	1784,1
HUNGARY	293.402	166.002	-43,42	1.728.049	2.727.747	57,85
POLAND	181.459	445.054	145,26	7.979.745	21.470.627	169,06
ROMANIA	31.328	0	-100	719.600	0	-100
BULGARIA	3.076	3.067	-0,29	257.240	259.236	0,78
YUGOSLAVIA	16.447	0	-100	364.133	0	-100
ALBANIA	1.232	0	-100	27.534	0	-100
AZERBAIJAN	0	5.266	-	0	174.452	-
KAZAKHSTAN	0	4.225	-	0	868.741	-
UKRAINE	148.481	21.906	-85,25	1.111.596	4.567.455	310,89
LITHUANIA	5.884	0	-100	24.178	0	-100
ESTONIA	26.001	22.824	-12,22	117.621	269.060	128,75
GEORGIA	0	2.926	-	0	19.772	-
CROATIA	11.998	0	-100	321.067	0	-100
SLOVAKIA	86.905	28.107	-67,66	4.099.716	1.303.474	-68,21
SLOVENIA	0	10.954	-	0	66.606	-
CZECH REPUBLIC	613.209	1.229.003	100,42	18.496.385	26.063.287	40,91
REP. OF MACEDONIA	2.957	0	-100	66.882	0	-100
RUSSIA FEDERATION	1.958.211	1.027.199	-47,54	12.960.267	17.512.857	35,13
-FOTOGRAFI DAN OPTIK	2.765.236	1.978.321	-28,46	121.862.699	123.983.773	1,74
JAPAN	75.342	96.841	28,54	8.663.374	12.757.527	47,26
HONG KONG	48.922	53.417	9,19	3.516.422	1.841.157	-47,64
KOREA, REPUBLIC OF	4.186	4.274	2,1	133.750	95.344	-28,71
TAIWAN	2.931	2.544	-13,2	207.786	87.373	-57,95
CHINA	28.634	55.373	93,38	2.966.798	2.958.346	-0,28
PAPUA NEW GUINEA	0	189	-	0	3.967	-
THAILAND	6.742	24.402	261,94	347.718	500.207	43,85
SINGAPORE	919.453	745.164	-18,96	65.318.951	69.313.509	6,12
PHILIPPINES	5.352	27.340	410,84	1.648.964	944.154	-42,74
MALAYSIA	28.863	140.406	386,46	1.150.279	8.190.931	612,08
MYANMAR (FORM. BURMA)	90	0	-100	14.975	0	-100
BRUNEI DARUSSALAM	0	43	-	0	533	-
NEPAL	1.243	0	-100	25.459	0	-100
VIET NAM	4.904	3.067	-37,46	129.944	103.706	-20,19
INDIA	49.034	78.868	60,84	1.146.563	1.255.100	9,47
PAKISTAN	2.898	1.175	-59,45	18.152	26.418	45,54
BANGLADESH	2.950	3.225	9,32	13.011	6.868	-47,21
SRI LANKA	1.170	656	-43,93	18.994	9.168	-51,73
IRAN (ISLAMIC REPUBLIC OF)	0	834	-	0	7.632	-
SAUDI ARABIA	2.357	554	-76,5	46.012	4.246	-90,77
KUWAIT	0	20	-	0	256	-
JORDAN	0	1	-	0	18	-
LEBANON	23	32	39,13	7.083	11.215	58,34
YEMEN	0	1	-	0	44	-
OMAN	0	150	-	0	1.200	-
SYRIA ARAB REPUBLIC	2.512	726	-71,1	11.573	3.847	-66,76
TURKEY	1.272	1.446	13,68	32.306	75.535	133,81
UNITED ARAB EMIRATES	5.433	6.548	20,52	143.519	149.943	4,48
CYPRUS	0	14	-	0	1.584	-
EGYPT	2.398	307	-87,2	43.663	25.701	-41,14
MOROCCO	290	0	-100	10.529	0	-100
TUNISIA	10	21	110	2.272	5.104	124,65
ALGERIA	0	36	-	0	793	-
KENYA	43	64	48,84	1.363	1.863	36,68
TOGO	1.911	0	-100	51.797	0	-100
CAMEROON	0	238	-	0	2.038	-
NIGERIA	652	262	-59,82	6.733	2.860	-57,52
SOUTH AFRICA	842	7	-99,17	22.657	69.245	205,62
MAURITIUS	555	372	-32,97	20.968	17.299	-17,5

TABEL 5. PERKEMBANGAN EKSPOR INDONESIA MENURUT KOMODITI DAN NEGARA TUJUAN

JENIS BARANG	BERAT BERSIH (KG)		PERUB	NILAI FOB (US \$)		PERUB
	JAN-JUL 2007	JAN-JUL 2008	%	JAN-JUL 2007	JAN-JUL 2008	%
(1)	(2)	(3)	(4)	(5)	(6)	(7)
AUSTRALIA	2.606	1.762	-32,39	91.844	46.825	-49,02
NEW ZEALAND	111	44	-60,36	1.751	576	-67,1
VANUATU	90	0	-100	283	0	-100
TONGA	0	151	-	0	120	-
EAST TIMOR	0	14.061	-	0	12.571	-
UNITED STATES	990.422	474.566	-52,08	21.819.099	14.528.491	-33,41
CANADA	409.079	4.791	-98,83	1.653.251	685.395	-58,54
MEXICO	770	4.537	489,22	61.496	75.389	22,59
PANAMA	160	392	145	4.236	10.849	156,11
ARGENTINA	2.965	1.711	-42,29	27.827	19.495	-29,94
BRAZIL	3.597	7.638	112,34	73.322	120.110	63,81
COLOMBIA	3.152	8.674	175,19	169.588	209.176	23,34
URUGUAY	85	0	-100	1.471	0	-100
ECUADOR	1.627	3.772	131,84	90.401	317.041	250,71
PUERTO RICO	769	0	-100	2.617	0	-100
DOMINICAN REPUBLIC	3.833	2.151	-43,88	129.665	60.118	-53,64
COSTA RICA	792	491	-38,01	26.684	21.478	-19,51
ARUBA	22	0	-100	340	0	-100
NETHERLANDS ANTILLES	256	0	-100	65.947	0	-100
UNITED KINGDOM	39.016	114.759	194,13	784.648	2.994.613	281,65
NETHERLANDS	4.582	10.157	121,67	291.046	787.074	170,43
FRANCE	4.904	20.195	311,81	157.047	1.177.182	649,57
GERMANY, FED. REP. OF	76.961	37.262	-51,58	9.099.456	2.296.754	-74,76
BELGIUM	237	170	-28,27	9.006	5.157	-42,74
SWITZERLAND	315	385	22,22	6.340	23.617	272,51
DENMARK	1.978	2.246	13,55	222.911	382.633	71,65
NORWAY	4.789	7.625	59,22	891.052	1.392.896	56,32
SWEDEN	183	4.093	2136,61	61.378	7.280	-88,14
FINLAND	28	0	-100	11.208	0	-100
ITALY	2.012	2.528	25,65	51.505	46.539	-9,64
SPAIN	2.954	3.694	25,05	209.000	233.539	11,74
PORTUGAL	2.905	0	-100	34.858	0	-100
GREECE	620	60	-90,32	158	927	486,71
HUNGARY	0	1	-	0	5	-
ROMANIA	5	57	1040	1.989	20	-98,99
BULGARIA	118	317	168,64	5.097	12.292	141,16
YUGOSLAVIA	26	26	0	8.076	9.515	17,82
SLOVAKIA	418	339	-18,9	8.785	6.171	-29,76
SLOVENIA	45	762	1593,33	998	11.207	1022,95
CZECH REPUBLIC	1.735	287	-83,46	64.717	13.987	-78,39
RUSSIA FEDERATION	57	0	-100	1.987	0	-100
-ALAT UKUR	540.171	459.334	-14,97	9.179.829	8.244.391	-10,19
JAPAN	170	715	320,59	23.445	267.413	1040,6
HONG KONG	1.420	1	-99,93	165.897	54	-99,97
KOREA, REPUBLIC OF	2.804	2	-99,93	33.178	6	-99,98
TAIWAN	1.133	1.241	9,53	3.212	2.994	-6,79
CHINA	133.081	1.212	-99,09	504.193	66.391	-86,83
PAPUA NEW GUINEA	1.539	0	-100	4.759	0	-100
THAILAND	43	699	1525,58	3.265	51.346	1472,62
SINGAPORE	236.520	130.521	-44,82	5.479.488	2.655.621	-51,54
PHILIPPINES	0	32	-	0	78	-
MALAYSIA	97.696	94.225	-3,55	156.815	671.551	328,24
BRUNEI DARUSSALAM	14	94.908	677814,29	2.290	1.582.522	69005,76
VIET NAM	4.325	9.288	114,75	241.657	294.746	21,97
INDIA	3	64.943	2164666,67	3.424	805.387	23421,82
PAKISTAN	5.834	190	-96,74	1.153.276	18.100	-98,43
IRAN (ISLAMIC REPUBLIC OF)	0	69	-	0	4.290	-
SAUDI ARABIA	0	969	-	0	163.364	-
KUWAIT	227	4.048	1683,26	6.346	62.391	883,15
YEMEN	7.399	3.045	-58,85	8.596	27.750	222,82
OMAN	0	90	-	0	7.454	-
SYRIA ARAB REPUBLIC	0	176	-	0	28.430	-
UNITED ARAB EMIRATES	1.711	3.312	93,57	54.309	69.624	28,2
QATAR	1.854	44	-97,63	358.181	3.260	-99,09
EGYPT	90	0	-100	28.647	0	-100
SUDAN	250	1.420	468	1.358	80.299	5813,03
KENYA	0	59	-	0	2.068	-
CONGO	102	0	-100	500	0	-100
AUSTRALIA	860	19.512	2168,84	18.945	600.913	3071,88
NEW ZEALAND	3	305	10066,67	401	21.201	5187,03
UNITED STATES	7.876	6.936	-11,93	210.278	334.837	59,24
CANADA	900	49	-94,56	22.000	21.075	-4,2
VENEZUELA	0	7	-	0	140	-
COLOMBIA	2.999	0	-100	6.482	0	-100
UNITED KINGDOM	16.353	3.838	-76,53	222.143	138.716	-37,56
NETHERLANDS	4	56	1300	12.071	500	-95,86
FRANCE	69	1.092	1482,61	527	93.702	17680,27

TABEL 5. PERKEMBANGAN EKSPOR INDONESIA MENURUT KOMODITI DAN NEGARA TUJUAN

JENIS BARANG	BERAT BERSIH (KG)		PERUB	NILAI FOB (US \$)		PERUB
	JAN-JUL 2007	JAN-JUL 2008	%	JAN-JUL 2007	JAN-JUL 2008	%
(1)	(2)	(3)	(4)	(5)	(6)	(7)
GERMANY, FED. REP. OF	6.406	7.138	11,43	57.979	55.962	-3,48
BELGIUM	4.200	284	-93,24	12.084	11.340	-6,16
SWITZERLAND	1.266	8.908	603,63	5.947	100.866	1596,08
NORWAY	760	0	-100	98.667	0	-100
DEMOCRATIC REPUBLIC OF THE CO	450	0	-100	18.960	0	-100
ROMANIA	255	0	-100	9.917	0	-100
KYRGYZSTAN	212	0	-100	220	0	-100
RUSSIA FEDERATION	1.343	0	-100	250.372	0	-100
-LONCENG, ARLOJI DAN BAGIANNY,	3.206.100	4.973.850	55,14	51.077.454	90.884.238	77,93
JAPAN	137.427	161.494	17,51	3.338.453	3.070.238	-8,03
HONG KONG	182.308	328.396	80,13	3.351.182	5.077.281	51,51
KOREA, REPUBLIC OF	14.795	27.518	86	221.236	203.792	-7,88
TAIWAN	467.059	620.654	32,89	2.018.292	2.699.191	33,74
CHINA	23.663	50.748	114,46	394.219	840.560	113,22
MACAU	6.301	5.709	-9,4	83.499	58.872	-29,49
PAPUA NEW GUINEA	3.989	2.676	-32,92	13.105	26.738	104,03
THAILAND	23.853	89.293	274,35	845.189	2.109.292	149,56
SINGAPORE	372.088	433.637	16,54	12.106.565	9.546.626	-21,15
PHILIPPINES	112.130	163.370	45,7	1.690.354	3.960.101	134,28
MALAYSIA	85.153	126.999	49,14	3.260.963	2.712.022	-16,83
MYANMAR (FORM. BURMA)	1.436	592	-58,77	5.962	5.295	-11,19
BRUNEI DARUSSALAM	0	17	-	0	47	-
VIET NAM	172.719	219.332	26,99	2.960.693	3.656.919	23,52
MALDIVES	0	9.537	-	0	62.520	-
INDIA	414.598	769.813	85,68	3.310.042	6.645.470	100,77
PAKISTAN	536	1.802	236,19	6.288	23.610	275,48
SRI LANKA	4.873	11.234	130,54	62.609	37.644	-39,87
IRAN (ISLAMIC REPUBLIC OF)	0	1.275	-	0	1.601	-
SAUDI ARABIA	1.105	2.931	165,25	17.281	41.622	140,85
ISRAEL	0	4	-	0	625	-
KUWAIT	192	149	-22,4	5.071	5.566	9,76
JORDAN	6.706	7.096	5,82	56.450	68.858	21,98
LEBANON	0	1.707	-	0	36.023	-
YEMEN	525	282	-46,29	3.150	335	-89,37
OMAN	22.295	7.415	-66,74	103.583	109.108	5,33
TURKEY	0	1	-	0	13	-
UNITED ARAB EMIRATES	4.277	4.620	8,02	254.844	84.389	-66,89
QATAR	0	244	-	0	918	-
BAHRAIN	474	15.030	3070,89	2.673	37.179	1290,91
EGYPT	3.506	59	-98,32	26.962	3.560	-86,8
MOROCCO	85.244	95.296	11,79	652.336	920.854	41,16
TUNISIA	45	219	386,67	1.242	5.484	341,55
SUDAN	0	6.176	-	0	85.832	-
ETHIOPIA	1	0	-100	16	0	-100
MADAGASCAR	5	0	-100	78	0	-100
KENYA	47	0	-100	883	0	-100
REUNION	416	0	-100	497	0	-100
MOZAMBIQUE	0	15.023	-	0	132.658	-
GUINEA	8	0	-100	50	0	-100
ANGOLA	0	32.880	-	0	234.060	-
CONGO	182	28	-84,62	43	92	113,95
CAMEROON	65.250	43.500	-33,33	519.946	417.898	-19,63
NIGERIA	19.111	4.454	-76,69	129.291	42.552	-67,09
GABON	0	1.370	-	0	14.330	-
COTE D'IVOIRE	55.819	122.419	119,31	536.181	1.150.994	114,67
SENEGAL	71.967	80.739	12,19	416.701	583.682	40,07
BENIN	7.250	0	-100	63.608	0	-100
BURKINA FASO	27.177	0	-100	330.117	0	-100
SOUTH AFRICA	38.469	25.914	-32,64	389.565	255.996	-34,29
ZAMBIA	0	653	-	0	11.725	-
MALAWI	0	200	-	0	3.278	-
MAURITIUS	5	0	-100	22	0	-100
AUSTRALIA	141.706	105.893	-25,27	1.901.497	1.802.844	-5,19
NEW ZEALAND	16.249	8.003	-50,75	219.672	190.082	-13,47
FIJI	5.801	3.190	-45,01	39.384	28.694	-27,14
SOLOMON ISLANDS	580	0	-100	3.913	0	-100
EAST TIMOR	48	1.677	3393,75	6.299	1.188	-81,14
UNITED STATES	199.945	192.462	-3,74	3.456.138	4.595.827	32,98
CANADA	3.500	4.253	21,51	190.464	162.992	-14,42
MEXICO	7.564	10.223	35,15	174.548	185.016	6
HONDURAS	0	5	-	0	2.594	-
PANAMA	34	0	-100	400	0	-100
CUBA	59	788	1235,59	1.530	45.808	2893,99
SURINAME	0	550	-	0	4.400	-
CHILE	25.775	16.834	-34,69	465.293	263.478	-43,37
VENEZUELA	20	7	-65	428	31	-92,76
ARGENTINA	1.872	5.919	216,19	48.839	163.880	235,55

TABEL 5. PERKEMBANGAN EKSPOR INDONESIA MENURUT KOMODITI DAN NEGARA TUJUAN

JENIS BARANG	BERAT BERSIH (KG)		PERUB	NILAI FOB (US \$)		PERUB
	JAN-JUL 2007	JAN-JUL 2008	%	JAN-JUL 2007	JAN-JUL 2008	%
(1)	(2)	(3)	(4)	(5)	(6)	(7)
BRAZIL	2.000	10.455	422,75	159.828	1.120.293	600,94
COLOMBIA	3.178	4.596	44,62	39.965	117.482	193,96
BOLIVIA	0	100	-	0	412	-
URUGUAY	0	2	-	0	10	-
HAITI	1.035	0	-100	13.166	0	-100
UNITED KINGDOM	119.316	34.063	-71,45	1.854.390	1.102.827	-40,53
NETHERLANDS	349	1.255	259,6	22.591	87.225	286,11
FRANCE	30.680	854.325	2684,63	1.023.403	27.970.269	2633,06
GERMANY, FED. REP. OF	88.052	71.368	-18,95	2.468.246	2.822.635	14,36
AUSTRIA	687	275	-59,97	39.388	19.652	-50,11
BELGIUM	1.265	138	-89,09	133	2.941	2111,28
SWITZERLAND	284	8.363	2844,72	23.590	58.422	147,66
DENMARK	8	83	937,5	5.200	4.417	-15,06
NORWAY	0	303	-	0	3.067	-
SWEDEN	622	2.326	273,95	19.328	78.745	307,41
FINLAND	88	0	-100	2.747	0	-100
IRELAND	0	8.083	-	0	1.114.978	-
ITALY	972	1.926	98,15	13.671	32.272	136,06
SPAIN	3.549	5.008	41,11	62.383	137.044	119,68
PORTUGAL	35.585	90.012	152,95	816.421	2.891.276	254,14
GREECE	0	146	-	0	784	-
DEMOCRATIC REPUBLIC OF THE CO	317	0	-100	2.800	0	-100
HUNGARY	6.210	4.571	-26,39	48.427	316.701	553,98
POLAND	0	18	-	0	502	-
ROMANIA	570	234	-58,95	11.183	6.846	-38,78
MOLDOVA, REPUBLIC OF	37.703	1.520	-95,97	322.166	26.310	-91,83
ESTONIA	0	1	-	0	6	-
GEORGIA	29.725	22.669	-23,74	348.184	226.939	-34,82
BOSNIA AND HERZEGOVINA	0	1.370	-	0	15.027	-
SLOVAKIA	83	626	654,22	8.991	90.131	902,46
CZECH REPUBLIC	7.611	7.703	1,21	82.563	204.689	147,92
RUSSIA FEDERATION	54	2	-96,3	1.044	52	-95,02
-COKLAT OLAHAN	71.627.122	83.557.335	16,66	162.403.310	243.715.504	50,07
JAPAN	586.839	436.531	-25,61	1.691.958	1.639.880	-3,08
HONG KONG	136.179	85.377	-37,31	289.615	257.708	-11,02
KOREA, REPUBLIC OF	625.459	405.644	-35,14	1.197.578	864.463	-27,82
TAIWAN	111.138	100.634	-9,45	250.931	216.587	-13,69
CHINA	1.664.298	3.475.866	108,85	1.409.951	2.714.181	92,5
MONGOLIA	13.999	13.999	0	10.800	18.650	72,69
PAPUA NEW GUINEA	4.320	4.000	-7,41	6.038	6.360	5,33
THAILAND	1.587.758	1.380.587	-13,05	2.597.365	2.781.553	7,09
SINGAPORE	1.158.854	896.697	-22,62	2.121.690	1.659.543	-21,78
PHILIPPINES	4.705.113	4.722.045	0,36	3.779.044	4.614.280	22,1
MALAYSIA	6.525.766	5.912.402	-9,4	4.391.334	6.543.152	49
MYANMAR (FORM. BURMA)	7.000	5.000	-28,57	7.531	6.390	-15,15
CAMBODIA	48	0	-100	295	0	-100
BRUNEI DARUSSALAM	81.449	85.666	5,18	202.204	270.520	33,79
VIET NAM	104.944	211.423	101,46	104.552	240.185	129,73
MALDIVES	15.609	15.413	-1,26	32.901	44.331	34,74
INDIA	712.948	839.059	17,69	870.830	1.222.857	40,42
PAKISTAN	410.372	351.043	-14,46	354.433	349.901	-1,28
BANGLADESH	33.210	42.111	26,8	62.674	109.901	75,35
SRI LANKA	188.719	148.396	-21,37	193.973	120.079	-38,09
IRAN (ISLAMIC REPUBLIC OF)	32.751	338.999	935,08	42.505	286.525	574,1
SAUDI ARABIA	81.506	142.088	74,33	152.247	241.965	58,93
ISRAEL	0	10.536	-	0	30.239	-
KUWAIT	113.601	130.235	14,64	218.160	310.251	42,21
JORDAN	186	3.799	1942,47	577	12.435	2055,11
YEMEN	42.562	111.326	161,56	61.250	205.149	234,94
OMAN	7.381	46.977	536,46	15.406	101.066	556,02
SYRIA ARAB REPUBLIC	28.000	0	-100	33.893	0	-100
TURKEY	503.449	409.499	-18,66	375.805	391.236	4,11
UNITED ARAB EMIRATES	1.602.527	2.022.606	26,21	5.757.862	9.130.254	58,57
QATAR	4.639	13.724	195,84	9.355	27.909	198,33
BAHRAIN	107.091	67.973	-36,53	239.691	170.220	-28,98
EGYPT	257.200	305.199	18,66	957.522	962.652	0,54
MOROCCO	8	0	-100	5	0	-100
ALGERIA	12.789	14.505	13,42	17.017	29.908	75,75
SUDAN	194	140	-27,84	896	640	-28,57
NAMIBIA	0	3.823	-	0	8.405	-
MADAGASCAR	102.651	18.738	-81,75	82.216	12.260	-85,09
KENYA	167.967	185.064	10,18	355.954	447.394	25,69
GHANA	52.563	45.630	-13,19	59.668	70.980	18,96
GUINEA	0	24.367	-	0	58.800	-
ANGOLA	2.095	47.731	2178,33	2.280	66.549	2818,82
CAMEROON	28.672	28.613	-0,21	44.618	51.198	14,75
NIGERIA	0	4.693	-	0	2.894	-

TABEL 5. PERKEMBANGAN EKSPOR INDONESIA MENURUT KOMODITI DAN NEGARA TUJUAN

JENIS BARANG	BERAT BERSIH (KG)		PERUB	NILAI FOB (US \$)		PERUB
	JAN-JUL 2007	JAN-JUL 2008	%	JAN-JUL 2007	JAN-JUL 2008	%
(1)	(2)	(3)	(4)	(5)	(6)	(7)
SIERRA LEONE	14.000	2.459	-82,44	10.640	7.700	-27,63
MAURITANIA	15.210	30.420	100	22.604	48.588	114,95
MALI	0	13.156	-	0	35.115	-
BENIN	1.044	2.250	115,52	750	1.665	122
GAMBIA	354	0	-100	663	0	-100
SEYCHELLES	3.853	0	-100	15.409	0	-100
SOUTH AFRICA	1.893.052	1.076.034	-43,16	4.438.696	1.612.465	-63,67
MAURITIUS	198.537	173.580	-12,57	404.229	382.483	-5,38
AUSTRALIA	5.855.873	5.317.782	-9,19	18.798.510	24.093.146	28,17
NEW ZEALAND	666.971	834.969	25,19	1.377.144	2.584.483	87,67
VANUATU	4.655	839	-81,98	14.173	1.654	-88,33
AMERICAN SAMOA	0	13.971	-	0	19.542	-
FIJI	20.540	53.000	158,03	54.736	112.892	106,25
KIRIBATI	0	43	-	0	94	-
SAMOA	0	7.265	-	0	14.824	-
SOLOMON ISLANDS	6.351	10.493	65,22	13.274	21.992	65,68
TONGA	5.351	24.038	349,22	12.796	52.540	310,6
EAST TIMOR	0	23.339	-	0	50.758	-
UNITED STATES	14.258.636	16.186.394	13,52	47.361.348	81.686.110	72,47
CANADA	680.000	100.000	-85,29	2.848.000	680.000	-76,12
MEXICO	812.000	1.032.000	27,09	531.580	1.210.584	127,73
CHILE	155.499	395.000	154,02	103.017	308.900	199,85
VENEZUELA	25.600	0	-100	14.080	0	-100
ARGENTINA	680.239	269.123	-60,44	418.325	240.748	-42,45
BRAZIL	2.084.779	1.963.856	-5,8	1.153.491	1.080.161	-6,36
COLOMBIA	100.000	1.100.000	1000	50.220	533.000	961,33
URUGUAY	534.999	252.000	-52,9	236.400	150.120	-36,5
ECUADOR	0	200.000	-	0	114.600	-
PERU	80.000	0	-100	40.000	0	-100
COSTA RICA	0	20.000	-	0	9.000	-
UNITED KINGDOM	440.939	309.397	-29,83	841.172	234.327	-72,14
NETHERLANDS	4.060.545	4.900.588	20,69	16.971.288	26.561.976	56,51
FRANCE	5.050.300	7.090.812	40,4	22.035.196	41.017.722	86,15
GERMANY, FED. REP. OF	1.795.065	1.546.176	-13,87	4.074.437	4.564.389	12,03
BELGIUM	3.530.000	1.470.400	-58,35	9.498.564	4.121.451	-56,61
SWITZERLAND	3.525	25.403	620,65	106.663	242.431	127,29
DENMARK	100	0	-100	100	0	-100
SWEDEN	0	8.458	-	0	16.080	-
ITALY	315	720	128,57	6	2.736	45500
SPAIN	5.834.130	11.507.541	97,25	2.366.862	6.006.604	153,78
PORTUGAL	2.668	1.866	-30,06	4.000	3.900	-2,5
GREECE	63.000	52.265	-17,04	27.090	38.265	41,25
DEMOCRATIC REPUBLIC OF THE CO	0	1.819	-	0	4.738	-
HUNGARY	59.807	60.998	1,99	54.988	48.087	-12,55
POLAND	17.000	0	-100	11.220	0	-100
BULGARIA	216.000	65.999	-69,44	104.600	50.160	-52,05
ARMENIA	3.523	0	-100	5.351	0	-100
UKRAINE	180.498	33.500	-81,44	119.974	21.726	-81,89
UZBEKISTAN	0	25.000	-	0	21.250	-
LITHUANIA	84.000	799.975	852,35	65.240	791.473	1113,17
LATVIA	14.000	0	-100	10.780	0	-100
ESTONIA	0	1.908.000	-	0	3.095.706	-
GEORGIA	0	1.876	-	0	3.000	-
CROATIA	42.000	80.999	92,85	25.130	72.566	188,76
MALTA	13.250	0	-100	12.750	0	-100
SLOVENIA	0	13.500	-	0	9.720	-
RUSSIA FEDERATION	297.060	1.441.874	385,38	145.190	5.434.583	3643,08
-GULA TETES	154.846.876	438.617.479	183,26	10.619.743	29.942.679	181,95
JAPAN	6.000.000	12.036.712	100,61	441.000	767.099	73,95
HONG KONG	1.613	129.600	7934,72	7.575	68.580	805,35
KOREA, REPUBLIC OF	64.402.161	53.658.066	-16,68	3.846.643	3.599.432	-6,43
TAIWAN	39.069.457	96.760.033	147,66	3.626.064	5.438.469	49,98
PAPUA NEW GUINEA	3.084	9.989	223,9	7.070	18.486	161,47
SINGAPORE	22.013	12.469	-43,36	19.603	46.317	136,28
PHILIPPINES	8.081.051	0	-100	394.617	0	-100
MALAYSIA	138.961	47.964	-65,48	37.473	38.471	2,66
BRUNEI DARUSSALAM	241	0	-100	1.340	0	-100
VIET NAM	25.973.478	200.531.592	672,06	1.682.564	13.727.787	715,88
UNITED ARAB EMIRATES	0	10	-	0	13	-
KENYA	0	1.538	-	0	2.135	-
AUSTRALIA	1.781	0	-100	2.436	0	-100
NEW ZEALAND	8.502.052	0	-100	365.588	0	-100
VANUATU	954	4.690	391,61	1.568	5.483	249,68
UNITED STATES	30	428	1326,67	172	1.155	571,51
GERMANY, FED. REP. OF	0	15.000.000	-	0	1.470.000	-
SPAIN	2.650.000	60.424.388	2180,17	186.030	4.759.252	2458,33

TABEL 5. PERKEMBANGAN EKSPOR INDONESIA MENURUT KOMODITI DAN NEGARA TUJUAN

JENIS BARANG	BERAT BERSIH (KG)		PERUB	NILAI FOB (US \$)		PERUB
	JAN-JUL 2007	JAN-JUL 2008	%	JAN-JUL 2007	JAN-JUL 2008	%
(1)	(2)	(3)	(4)	(5)	(6)	(7)
-KERUPUK UDANG	3.959.632	4.939.714	24,75	6.522.511	7.992.844	22,54
JAPAN	90.018	107.936	19,9	152.145	183.028	20,3
HONG KONG	81.739	97.469	19,24	501.066	204.363	-59,21
KOREA, REPUBLIC OF	342.068	552.599	61,55	402.160	822.560	104,54
TAIWAN	52.298	66.380	26,93	22.033	16.629	-24,53
CHINA	0	2.400	-	0	2.880	-
SINGAPORE	69.811	119.701	71,46	114.125	189.033	65,64
MALAYSIA	138.266	274.875	98,8	95.383	155.571	63,1
BRUNEI DARUSSALAM	79	70	-11,39	313	53	-83,07
SAUDI ARABIA	106.992	150.786	40,93	124.354	164.430	32,23
UNITED ARAB EMIRATES	24.947	38.705	55,15	29.517	45.910	55,54
NAMIBIA	0	22.679	-	0	6.853	-
AUSTRALIA	117.612	168.874	43,59	222.288	288.226	29,66
NEW ZEALAND	40.217	876	-97,82	59.649	4.126	-93,08
UNITED STATES	111.428	155.936	39,94	292.809	372.992	27,38
CANADA	7.995	4.000	-49,97	16.366	7.720	-52,83
UNITED KINGDOM	446.965	618.655	38,41	656.302	870.774	32,68
NETHERLANDS	2.086.583	2.201.219	5,49	3.464.196	3.973.936	14,71
FRANCE	122.380	276.273	125,75	238.908	586.352	145,43
BELGIUM	76.264	56.383	-26,07	70.806	64.407	-9,04
SPAIN	11.520	12.600	9,38	21.311	20.590	-3,38
ROMANIA	13.600	11.298	-16,93	14.652	12.411	-15,29
ESTONIA	18.850	0	-100	24.128	0	-100
-BUAH/SAYURAN OLAHAN	230.244.527	301.595.306	30,99	141.946.426	232.108.417	63,52
JAPAN	8.961.978	10.983.271	22,55	8.193.142	10.909.828	33,16
HONG KONG	1.598.147	602.613	-62,29	1.837.711	809.516	-55,95
KOREA, REPUBLIC OF	3.528.856	3.958.865	12,19	2.085.188	3.895.061	86,8
TAIWAN	8.378.365	17.138.206	104,55	2.494.290	3.150.401	26,3
CHINA	6.439.080	3.756.657	-41,66	1.319.260	1.405.379	6,53
PAPUA NEW GUINEA	53	0	-100	187	0	-100
THAILAND	35.574	123.161	246,21	54.436	225.394	314,05
SINGAPORE	50.997.648	34.362.710	-32,62	34.772.301	30.177.766	-13,21
PHILIPPINES	9.301.224	198.825	-97,86	3.444.356	405.441	-88,23
MALAYSIA	42.371.218	31.470.813	-25,73	7.123.560	5.759.812	-19,14
CAMBODIA	13.937	495	-96,45	1.076	980	-8,92
BRUNEI DARUSSALAM	124.594	184.100	47,76	223.316	258.617	15,81
NEPAL	97.628	954	-99,02	157.183	579	-99,63
VIET NAM	5.393.539	5.757.305	6,74	3.798.234	5.203.888	37,01
MALDIVES	28.053	26.965	-3,88	37.263	40.418	8,47
INDIA	23.273.439	17.063.435	-26,68	15.420.844	14.112.451	-8,48
PAKISTAN	2.024.906	2.444.785	20,74	1.018.991	1.146.705	12,53
BANGLADESH	0	328	-	0	1.092	-
SRI LANKA	74.948	36.199	-51,7	54.288	45.348	-16,47
IRAN (ISLAMIC REPUBLIC OF)	195.876	324.775	65,81	66.952	394.950	489,9
SAUDI ARABIA	538.770	1.528.867	183,77	524.924	1.696.708	223,23
ISRAEL	0	1.313.550	-	0	1.595.001	-
KUWAIT	173.738	27.922	-83,93	124.416	33.922	-72,74
JORDAN	355.598	284.526	-19,99	392.078	547.006	39,51
LEBANON	263.668	210.321	-20,23	978.890	821.987	-16,03
YEMEN	700	22.231	3075,86	10.848	23.945	120,73
SYRIA ARAB REPUBLIC	136.034	244.453	79,7	418.301	1.124.984	168,94
TURKEY	578.425	564.619	-2,39	381.456	732.268	91,97
UNITED ARAB EMIRATES	1.436.317	1.813.392	26,25	1.138.950	2.292.703	101,3
QATAR	25.158	89.632	256,28	14.592	151.293	936,82
BAHRAIN	109.802	158.161	44,04	77.225	221.541	186,88
CYPRUS	12.500	0	-100	9.375	0	-100
EGYPT	1.099.442	784.815	-28,62	604.051	792.063	31,13
LIBYAN ARAB JAMAHIRIYA	0	106.920	-	0	82.002	-
MOROCCO	112.500	100.000	-11,11	76.063	150.250	97,53
TUNISIA	26.000	52.000	100	5.000	10.000	100
ALGERIA	139.530	50.000	-64,17	98.923	71.250	-27,97
SUDAN	0	37.006	-	0	45.809	-
KENYA	12.500	0	-100	2.500	0	-100
ANGOLA	0	37.500	-	0	57.750	-
NIGERIA	30.124	12.500	-58,5	15.519	13.750	-11,4
SIERRA LEONE	17.730	0	-100	7.920	0	-100
SEYCHELLES	953	0	-100	422	0	-100
UGANDA	0	750	-	0	2.060	-
SOUTH AFRICA	792.458	2.183.282	175,51	524.429	2.052.350	291,35
MAURITIUS	75.890	50.455	-33,52	53.890	60.094	11,51
AUSTRALIA	994.764	1.398.466	40,58	954.804	2.051.867	114,9
NEW ZEALAND	3.054.999	144.723	-95,26	661.326	181.802	-72,51
MICRONESIA, FEDERATED STATES C	0	80	-	0	131	-
NEW CALEDONIA	21.488	15.000	-30,19	18.520	18.000	-2,81
VANUATU	2.148	3.042	41,62	8.049	4.996	-37,93
AMERICAN SAMOA	0	2.158	-	0	8.794	-
FIJI	1.333	4.927	269,62	2.317	14.026	505,35

TABEL 5. PERKEMBANGAN EKSPOR INDONESIA MENURUT KOMODITI DAN NEGARA TUJUAN

JENIS BARANG	BERAT BERSIH (KG)		PERUB %	NILAI FOB (US \$)		PERUB %
	JAN-JUL 2007	JAN-JUL 2008		JAN-JUL 2007	JAN-JUL 2008	
(1)	(2)	(3)	(4)	(5)	(6)	(7)
KIRIBATI	0	817	-	0	1.760	-
SAMOA	0	2.271	-	0	5.206	-
SOLOMON ISLANDS	5.344	38.406	618,68	15.140	40.715	168,92
TONGA	0	641	-	0	1.248	-
EAST TIMOR	0	62.980	-	0	37.643	-
UNITED STATES	20.918.705	51.106.470	144,31	26.671.137	52.206.152	95,74
CANADA	230.272	339.081	47,25	649.614	962.348	48,14
MEXICO	222.196	782.161	252,01	255.065	520.635	104,12
PANAMA	0	49.630	-	0	50.372	-
SURINAME	63	0	-100	355	0	-100
CHILE	881.712	2.566.762	191,11	485.859	1.981.954	307,93
ARGENTINA	2.734.253	10.708.696	291,65	1.843.323	7.997.212	333,85
BRAZIL	691.500	453.500	-34,42	601.042	545.802	-9,19
URUGUAY	499.057	242.809	-51,35	309.280	248.103	-19,78
PARAGUAY	187.500	112.500	-40	95.188	132.500	39,2
PERU	179.500	523.859	191,84	54.356	397.108	630,57
JAMAICA	0	72.500	-	0	75.000	-
PUERTO RICO	0	149.328	-	0	137.406	-
COSTA RICA	0	118.540	-	0	136.216	-
DOMINICA	12.475	0	-100	7.610	0	-100
FRENCH POLYNESIA	50.000	0	-100	41.800	0	-100
UNITED KINGDOM	1.070.389	3.442.204	221,58	1.001.443	2.560.501	155,68
NETHERLANDS	4.627.662	15.728.375	239,88	2.891.764	8.863.371	206,5
FRANCE	1.081.522	3.342.693	209,07	907.853	2.980.015	228,25
GERMANY, FED. REP. OF	8.135.336	24.445.166	200,48	5.612.697	15.110.876	169,23
AUSTRIA	889.538	3.466.602	289,71	503.884	2.656.947	427,29
BELGIUM	785.861	4.207.583	435,41	714.228	3.942.644	452,01
SWITZERLAND	0	49.249	-	0	39.098	-
DENMARK	200.950	771.661	284,01	97.248	723.070	643,53
NORWAY	128.454	608.145	373,43	120.374	780.174	548,13
SWEDEN	314.588	1.139.755	262,3	234.037	887.281	279,12
FINLAND	938.114	4.152.740	342,67	461.057	3.296.268	614,94
IRELAND	73.000	12.500	-82,88	30.055	11.875	-60,49
ITALY	1.048.030	5.387.444	414,05	692.612	4.677.237	575,3
SPAIN	3.289.276	19.785.471	501,51	2.796.159	20.288.967	625,6
PORTUGAL	163.050	406.520	149,32	108.581	257.964	423,08
GREECE	356.229	1.818.918	410,6	158.346	1.333.290	742,01
HUNGARY	100.425	63.000	-37,27	66.249	103.040	55,53
POLAND	1.754.649	994.877	-43,3	1.261.956	1.239.782	-1,76
ROMANIA	0	680.177	-	0	478.119	-
BULGARIA	486.021	26.000	-94,65	456.223	5.000	-98,9
YUGOSLAVIA	70.404	260.094	269,43	35.250	155.340	340,68
ARMENIA	12.500	0	-100	10.125	0	-100
BELARUS	0	92.040	-	0	68.640	-
KAZAKHSTAN	142.000	25.000	-82,39	113.225	28.000	-75,27
UKRAINE	481.101	1.133.909	135,69	294.232	881.838	199,71
UZBEKISTAN	12.500	0	-100	7.625	0	-100
LITHUANIA	71.876	68.155	-5,18	48.313	70.232	45,37
LATVIA	402.400	0	-100	286.318	0	-100
ESTONIA	0	183.800	-	0	65.561	-
GEORGIA	13.850	139.000	903,61	3.461	81.250	2247,59
CROATIA	45.000	71.781	59,51	31.725	76.207	140,21
BOSNIA AND HERZEGOVINA	33.000	44.500	34,85	17.200	60.830	253,66
SLOVAKIA	25.000	0	-100	20.000	0	-100
SLOVENIA	331.320	249.468	-24,7	231.404	163.060	-29,53
CZECH REPUBLIC	42.642	24.494	-42,56	30.428	35.884	17,93
RUSSIA FEDERATION	3.653.631	1.767.274	-51,63	2.465.219	1.596.698	-35,23
-MINUMAN OLAHAN	42.386.179	66.008.759	55,73	23.430.096	44.108.145	88,25
JAPAN	15.376.090	13.149.265	-14,48	7.216.374	6.608.821	-8,42
HONG KONG	996.886	1.963.316	96,94	1.334.249	2.561.601	91,99
KOREA, REPUBLIC OF	29.645	35.449	19,58	45.862	53.711	17,11
TAIWAN	597.662	1.389.884	132,55	410.591	1.189.562	189,72
CHINA	2.227	247.017	10991,92	2.158	207.299	9506,07
MONGOLIA	16.981	28.165	65,86	9.774	21.256	117,47
PAPUA NEW GUINEA	288.490	321.692	11,51	2.210.295	3.356.475	51,86
THAILAND	837.595	1.568.626	87,28	517.208	1.067.916	106,48
SINGAPORE	12.888.178	18.557.866	43,99	4.679.309	8.764.814	87,31
PHILIPPINES	1.009.774	1.377.000	36,37	598.418	869.186	45,25
MALAYSIA	1.595.729	2.922.785	83,16	1.427.824	5.001.852	250,31
CAMBODIA	0	216.090	-	0	287.118	-
BRUNEI DARUSSALAM	928.905	1.070.162	15,21	492.645	865.754	75,74
VIET NAM	695.392	1.296.736	86,48	853.087	2.506.123	193,77
MALDIVES	208.034	173.673	-16,52	163.560	157.894	-3,46
INDIA	17.977	5.191	-71,12	11.288	10.867	-3,73
PAKISTAN	0	5.196	-	0	3.000	-
BANGLADESH	1.801	6.570	264,8	910	3.589	294,4
SRI LANKA	0	56.400	-	0	49.430	-

TABEL 5. PERKEMBANGAN EKSPOR INDONESIA MENURUT KOMODITI DAN NEGARA TUJUAN

JENIS BARANG	BERAT BERSIH (KG)		PERUB	NILAI FOB (US \$)		PERUB
	JAN-JUL 2007	JAN-JUL 2008	%	JAN-JUL 2007	JAN-JUL 2008	%
(1)	(2)	(3)	(4)	(5)	(6)	(7)
SAUDI ARABIA	168.301	332.853	97,77	91.423	101.061	10,54
JORDAN	0	22.162	-	0	58.567	-
LEBANON	24.588	0	-100	78.790	0	-100
YEMEN	68	14.780	21635,29	102	3.695	3522,55
OMAN	584.819	91.378	-84,37	382.803	59.813	-84,37
UNITED ARAB EMIRATES	847.794	5.599.553	560,49	872.724	3.967.151	354,57
QATAR	57.239	28.208	-50,72	30.325	136.253	349,31
BAHRAIN	36.552	0	-100	23.926	0	-100
EGYPT	0	166.488	-	0	79.977	-
LIBYAN ARAB JAMAHIRIYA	2.460	16.735	580,28	42.218	90.448	114,24
TOGO	12	35.864	298766,67	12	27.000	224900
GHANA	17.664	35.328	100	13.455	28.750	113,68
NIGERIA	0	17.681	-	0	6.672	-
SIERRA LEONE	35.328	35.339	0,03	26.910	27.830	3,42
COTE D'IVOIRE	0	5.570	-	0	3.220	-
SENEGAL	14.410	0	-100	7.281	0	-100
BENIN	51.987	68.477	31,72	35.908	50.550	40,78
GAMBIA	1.611	1.796	11,48	3.014	3.403	12,91
UGANDA	419	68	-83,77	255	215	-15,69
CENTRAL AFRICAN REPUBLIC	2.653	0	-100	6.878	0	-100
SOUTH AFRICA	17.932	35.866	100,01	9.563	27.004	182,38
COMOROS	4.544	0	-100	800	0	-100
MAURITIUS	0	110	-	0	709	-
AUSTRALIA	3.968.449	4.363.941	9,97	997.108	3.441.184	245,12
NEW ZEALAND	4.711	4.393	-6,75	13.706	14.793	7,93
MICRONESIA, FEDERATED STATES (5.127	33.244	548,41	10.767	4.920	-54,3
GUAM	9.692	9.568	-1,28	9.540	10.800	13,21
NORTHERN MARIANA ISLANDS	163	0	-100	360	0	-100
VANUATU	187.059	97.480	-47,89	54.318	21.603	-60,23
AMERICAN SAMOA	78.785	83.530	6,02	13.417	37.105	176,55
FIJI	27.146	1.211	-95,54	8.951	2.000	-77,66
MARSHALL ISLANDS	0	17.957	-	0	2.085	-
SAMOA	1.778	3.041	71,03	3.963	4.235	6,86
SOLOMON ISLANDS	400.105	338.230	-15,46	103.221	123.294	19,45
TONGA	11.741	84.738	621,73	17.477	55.174	215,69
EAST TIMOR	6.603	8.081.477	122290,99	1.860	940.735	50477,15
UNITED STATES	85.198	84.132	-1,25	103.963	30.636	-70,53
CANADA	19.709	3.065	-84,45	37.050	9.695	-73,83
SURINAME	18.127	0	-100	8.980	0	-100
DOMINICAN REPUBLIC	9.550	0	-100	10.200	0	-100
CAPE VERDE	15.293	0	-100	8.424	0	-100
DOMINICA	2.171	0	-100	2.194	0	-100
UNITED KINGDOM	9.632	9.564	-0,71	9.123	10.020	9,83
NETHERLANDS	116.934	313.557	168,15	138.215	639.242	362,5
FRANCE	300	0	-100	15	0	-100
GERMANY, FED. REP. OF	512	1.225	139,26	620	35.597	5641,45
NORWAY	0	11.520	-	0	11.952	-
SWEDEN	0	1.408.067	-	0	432.966	-
IRELAND	129	225	74,42	91	130	42,86
ITALY	26	0	-100	5	0	-100
SPAIN	33.213	0	-100	200.989	0	-100
PORTUGAL	0	159.255	-	0	21.393	-
GREECE	6.000	0	-100	43.100	0	-100
BULGARIA	8.279	0	-100	32.500	0	-100
-ROKOK DAN TEMBAKAU OLAHAN	43.440.754	51.309.297	18,11	216.776.574	253.967.673	17,16
JAPAN	214.333	102.969	-51,96	2.957.125	1.134.668	-61,63
HONG KONG	9.494	7.866	-17,15	133.256	46.579	-65,05
KOREA, DEMOCRATIC PEOPLE'S REI	48	0	-100	246	0	-100
KOREA, REPUBLIC OF	6.043	1.660	-72,53	36.121	13.564	-62,45
TAIWAN	9.423	6.641	-29,52	55.476	51.216	-7,68
CHINA	1.349	29.348	2075,54	7.110	226.264	3082,33
MACAU	38.626	47.000	21,68	178.607	211.910	18,65
THAILAND	3.764.316	4.912.136	30,49	13.831.077	20.292.430	46,72
SINGAPORE	3.263.983	7.054.688	116,14	40.941.894	59.544.381	45,44
PHILIPPINES	1.450.104	537.376	-62,94	6.708.477	3.307.951	-50,69
MALAYSIA	6.054.732	6.180.019	2,07	39.491.577	44.094.202	11,65
CAMBODIA	12.856.976	16.156.983	25,67	47.036.070	66.128.661	40,59
BRUNEI DARUSSALAM	21.672	49.428	128,07	173.235	450.645	160,14
LAO PEOPLE'S DEMOCRATIC REPUB	77	169	119,48	290	1.212	317,93
VIET NAM	1.606.736	1.176.977	-26,75	8.828.872	9.054.115	2,55
INDIA	0	3.230	-	0	4.905	-
PAKISTAN	213.259	715	-99,66	901.799	3.386	-99,62
SRI LANKA	44.038	21.707	-50,71	735.047	299.675	-59,23
IRAN (ISLAMIC REPUBLIC OF)	0	11.034	-	0	119.127	-
SAUDI ARABIA	86.311	123.904	43,56	1.367.948	1.443.795	5,54
JORDAN	273.796	143.785	-47,48	1.037.835	568.047	-45,27
LEBANON	51.072	50.905	-0,33	194.040	200.940	3,56

TABEL 5. PERKEMBANGAN EKSPOR INDONESIA MENURUT KOMODITI DAN NEGARA TUJUAN

JENIS BARANG	BERAT BERSIH (KG)		PERUB	NILAI FOB (US \$)		PERUB
	JAN-JUL 2007	JAN-JUL 2008	%	JAN-JUL 2007	JAN-JUL 2008	%
(1)	(2)	(3)	(4)	(5)	(6)	(7)
SYRIA ARAB REPUBLIC	0	742	-	0	5.712	-
TURKEY	1.986.477	950.424	-52,16	7.842.150	3.802.800	-51,51
UNITED ARAB EMIRATES	136.157	396.464	191,18	1.070.024	1.727.336	61,43
QATAR	1.742	3.894	123,54	17.704	36.391	105,55
BAHRAIN	0	946	-	0	18.852	-
CYPRUS	68	2.111	3004,41	1.540	38.640	2409,09
EGYPT	127.928	316.096	147,09	186.962	507.660	171,53
TUNISIA	52.115	19.805	-62	85.570	41.789	-51,16
KENYA	0	134.318	-	0	384.358	-
NIGERIA	0	11	-	0	60	-
SOUTH AFRICA	40.473	40.125	-0,86	34.771	35.335	1,62
AUSTRALIA	1.602.736	489.126	-69,48	5.322.543	2.060.856	-61,28
EAST TIMOR	0	141.258	-	0	1.752.484	-
UNITED STATES	2.898.969	4.358.039	50,33	8.991.355	12.079.445	34,35
CANADA	36.896	1.395	-96,22	183.450	24.997	-86,37
MEXICO	0	89	-	0	487	-
HONDURAS	26.515	0	-100	48.150	0	-100
NICARAGUA	72.202	23.374	-67,63	187.066	101.993	-45,48
PANAMA	9.022	7.175	-20,47	106.150	24.600	-76,83
SURINAME	920	0	-100	5.008	0	-100
ARGENTINA	67	0	-100	2.502	0	-100
BRAZIL	120.397	68.667	-42,97	602.377	423.233	-29,74
COLOMBIA	0	960	-	0	14.573	-
BOLIVIA	5.010	5.353	6,85	56.400	57.575	2,08
PARAGUAY	177.276	318.913	79,9	1.555.821	2.057.186	32,23
PERU	0	746	-	0	5.850	-
PUERTO RICO	594.022	612.000	3,03	891.040	814.536	-8,59
DOMINICAN REPUBLIC	176.008	0	-100	2.917.916	0	-100
ARUBA	95	143	50,53	403	605	50,12
FRENCH POLYNESIA	0	249	-	0	1.173	-
NETHERLANDS ANTILLES	0	96	-	0	403	-
NORFOLK ISLANDS	0	118.800	-	0	5.940	-
UNITED KINGDOM	435	54.653	12463,91	6.910	155.871	2155,73
NETHERLANDS	854.840	367.679	-56,99	4.314.523	2.940.561	-31,85
FRANCE	39.143	335.819	757,93	48.295	270.182	459,44
GERMANY, FED. REP. OF	1.280.673	645.197	-49,62	5.615.509	2.704.230	-51,84
AUSTRIA	1.402	3.180	126,82	18.485	34.600	87,18
BELGIUM	1.214.897	2.247.473	84,99	4.746.137	7.781.599	63,96
SWITZERLAND	66.076	70.326	6,43	143.371	150.879	5,24
DENMARK	84.702	277.271	227,35	1.540.801	2.082.702	35,17
NORWAY	118.928	59	-99,95	350.844	2.267	-99,35
SWEDEN	0	54.673	-	0	434.902	-
ITALY	11.967	795.099	6544,1	48.208	2.221.987	4509,17
SPAIN	146.098	41.697	-71,46	2.054.122	290.557	-85,85
PORTUGAL	43.200	0	-100	184.086	0	-100
GREECE	0	87	-	0	619	-
HUNGARY	1.012	1.408	39,13	16.368	22.939	40,15
POLAND	213.144	22.043	-89,66	1.067.182	43.168	-95,95
ROMANIA	19.800	1.386	-93	98.208	22.680	-76,91
KAZAKHSTAN	19.800	0	-100	9.900	0	-100
UKRAINE	76.299	53.552	-29,81	62.900	58.371	-7,2
LITHUANIA	75	140.000	186566,67	1.992	56.000	2711,24
CZECH REPUBLIC	1.448	2.004	38,4	23.350	23.820	2,01
RUSSIA FEDERATION	1.215.332	1.565.832	28,84	1.700.379	1.447.197	-14,89
-DAGING TERNAK	2.692.276	2.736.112	1,63	10.439.375	11.586.674	10,99
JAPAN	3.594	35.302	882,25	35.188	119.716	240,22
HONG KONG	106.950	118.926	11,2	152.920	271.276	77,4
KOREA, REPUBLIC OF	17.229	30.141	74,94	107.551	196.418	82,63
TAIWAN	0	1.000	-	0	2.000	-
SINGAPORE	17.762	13.570	-23,6	60.048	24.934	-58,48
PHILIPPINES	40.000	0	-100	10.000	0	-100
MALAYSIA	19.477	33.815	73,62	23.376	23.651	1,18
AUSTRALIA	0	20	-	0	28	-
UNITED STATES	3.294	0	-100	29.071	0	-100
CANADA	17.868	21.648	21,16	88.131	109.498	24,24
UNITED KINGDOM	1.521	0	-100	16.166	0	-100
NETHERLANDS	597.027	598.603	0,26	2.421.972	2.619.674	8,16
FRANCE	518.294	333.899	-35,58	2.322.166	1.522.104	-34,45
BELGIUM	1.300.439	1.476.472	13,54	4.964.750	6.368.505	28,27
SWITZERLAND	34.671	33.352	-3,8	141.244	153.567	8,72
SPAIN	14.150	31.624	123,49	66.792	134.971	102,08
CROATIA	0	7.740	-	0	40.332	-
-DAGING UNGGAS	57.828	80.000	38,34	38.184	85.500	123,92
HONG KONG	26.000	0	-100	7.800	0	-100
VIET NAM	0	80.000	-	0	85.500	-
UNITED STATES	31.800	0	-100	13.984	0	-100

TABEL 5. PERKEMBANGAN EKSPOR INDONESIA MENURUT KOMODITI DAN NEGARA TUJUAN

JENIS BARANG	BERAT BERSIH (KG)		PERUB	NILAI FOB (US \$)		PERUB
	JAN-JUL 2007	JAN-JUL 2008	%	JAN-JUL 2007	JAN-JUL 2008	%
(1)	(2)	(3)	(4)	(5)	(6)	(7)
CANADA	28	0	-100	16.400	0	-100
-IKAN OLAHAN	105.726.876	114.433.174	8,23	344.996.285	452.961.666	31,29
JAPAN	22.248.740	19.158.025	-13,89	68.737.559	78.764.747	14,59
HONG KONG	1.188.700	1.099.942	-7,47	6.510.275	6.529.204	0,29
KOREA, REPUBLIC OF	1.862.626	4.949.425	165,72	2.354.470	10.875.074	361,89
TAIWAN	1.618.775	2.616.197	61,62	2.053.290	4.239.022	106,45
CHINA	1.654.453	807.641	-51,18	1.582.544	467.108	-70,48
THAILAND	4.243.126	3.432.516	-19,1	1.591.346	3.543.730	122,69
SINGAPORE	4.626.430	5.178.901	11,94	7.292.085	9.644.846	32,26
PHILIPPINES	64.209	106.133	65,29	94.458	138.677	46,81
MALAYSIA	3.464.398	3.898.754	12,54	4.424.369	7.212.364	63,01
CAMBODIA	12.943	60.011	363,66	4.175	18.037	332,02
BRUNEI DARUSSALAM	2.946	3.990	35,44	2.600	4.800	84,62
VIET NAM	354.841	738.143	108,02	736.543	2.889.771	292,34
MALDIVES	1.544	2.351	52,27	2.389	4.944	106,95
BANGLADESH	360.000	0	-100	122.670	0	-100
SRI LANKA	3.316.006	3.279.552	-1,1	2.430.297	2.885.173	18,72
IRAN (ISLAMIC REPUBLIC OF)	40.000	0	-100	132.400	0	-100
SAUDI ARABIA	2.232.371	2.513.048	12,57	7.418.942	9.889.045	33,29
ISRAEL	0	214.817	-	0	437.881	-
KUWAIT	72.848	100	-99,86	122.222	1.330	-98,91
JORDAN	1.598.155	784.263	-50,93	4.446.012	2.729.736	-38,6
LEBANON	20.919	52.640	151,64	94.343	232.709	146,66
YEMEN	124.040	697.340	462,19	305.278	1.919.064	528,63
OMAN	74.952	50.000	-33,29	100.170	48.000	-52,08
SYRIA ARAB REPUBLIC	57.000	57.000	0	105.750	113.733	7,55
TURKEY	0	13.808	-	0	57.108	-
UNITED ARAB EMIRATES	80.534	161.664	100,74	382.081	454.952	19,07
QATAR	2.200	1.090	-50,45	18.809	3.052	-83,77
CYPRUS	4.006	7.222	80,28	11.000	19.941	81,28
EGYPT	386.747	0	-100	758.654	0	-100
LIBYAN ARAB JAMAHIRIYA	2.303.078	1.740.648	-24,42	5.846.273	5.908.813	1,07
MOROCCO	45.583	56.266	23,44	60.500	100.479	66,08
TUNISIA	0	90.383	-	0	279.027	-
ALGERIA	50.060	78.000	55,81	100.646	230.550	129,07
SUDAN	0	19.000	-	0	39.786	-
NAMIBIA	89.190	200.227	124,49	274.263	230.553	-15,94
TANZANIA, UNITED REPUBLIC OF	0	33.350	-	0	33.500	-
MADAGASCAR	15.500	62.000	300	14.000	99.600	611,43
REUNION	53.133	85.982	61,82	283.680	353.810	24,72
EQUATORIAL GUINEA	46.500	77.500	66,67	46.100	124.500	170,07
TOGO	93.000	173.190	86,23	90.160	275.440	205,5
GHANA	2.409.091	1.520.880	-36,87	2.409.609	1.811.720	-24,81
LIBERIA	61.868	119.113	92,53	56.586	227.585	302,19
ANGOLA	15.499	345.356	2128,25	14.993	524.142	3395,91
CONGO	119.940	64.500	-46,22	116.200	118.400	1,89
CAMEROON	351.292	388.045	10,46	365.180	628.285	72,05
NIGERIA	15.500	220.498	1322,57	17.200	400.754	2229,97
SIERRA LEONE	0	77.500	-	0	114.400	-
GABON	103.264	152.234	47,42	99.437	223.941	125,21
COTE D'IVOIRE	75.872	270.224	256,16	99.372	484.124	387,18
SENEGAL	16.450	15.042	-8,56	16.354	31.130	90,35
MAURITANIA	0	18.000	-	0	40.320	-
BENIN	62.000	527.000	750	57.274	577.360	908,07
SAO TOME AND PRINCIPE	86.079	0	-100	74.988	0	-100
SOUTH AFRICA	334.360	335.906	0,46	672.968	635.697	-5,54
ZIMBABWE	0	31.000	-	0	49.200	-
MALAWI	0	30.998	-	0	34.674	-
COMOROS	0	35.500	-	0	95.000	-
MAURITIUS	120.664	105.550	-12,53	167.798	148.250	-11,65
AUSTRALIA	1.066.141	1.082.584	1,54	4.071.162	4.552.883	11,83
NEW ZEALAND	111.885	24.866	-77,78	323.592	96.753	-70,1
GUAM	26.000	0	-100	20.800	0	-100
BRITISH INDIAN OCEAN TERRITORY	0	19.000	-	0	40.104	-
FIJI	111.999	0	-100	115.191	0	-100
SAMOA	0	109.752	-	0	120.200	-
EAST TIMOR	39.999	494.302	1135,79	140.150	543.452	287,76
UNITED STATES	30.989.165	37.261.927	20,24	165.553.488	222.176.471	34,2
CANADA	1.291.291	1.049.643	-18,71	4.692.214	4.912.285	4,69
MEXICO	184.261	432.460	134,7	540.709	1.376.826	154,63
PANAMA	14.378	11.000	-23,49	67.375	33.500	-50,28
SURINAME	16.194	0	-100	13.514	0	-100
CHILE	10.713	0	-100	6.113	0	-100
BOLIVIA	17.396	0	-100	59.857	0	-100
BAHAMAS	33.930	0	-100	116.604	0	-100
PUERTO RICO	283.478	289.610	2,16	1.233.394	1.567.318	27,07
DOMINICAN REPUBLIC	25.400	69.198	172,43	118.531	150.190	26,71

TABEL 5. PERKEMBANGAN EKSPOR INDONESIA MENURUT KOMODITI DAN NEGARA TUJUAN

JENIS BARANG	BERAT BERSIH (KG)		PERUB	NILAI FOB (US \$)		PERUB
	JAN-JUL 2007	JAN-JUL 2008	%	JAN-JUL 2007	JAN-JUL 2008	%
(1)	(2)	(3)	(4)	(5)	(6)	(7)
EL SALVADOR	0	30.999	-	0	38.200	-
DOMINICA	3.262	0	-100	3.298	0	-100
MARTINIQUE	105.190	0	-100	305.665	0	-100
NETHERLANDS ANTILLES	0	7.982	-	0	33.183	-
UNITED KINGDOM	1.852.595	1.887.534	1,89	7.262.389	9.433.447	29,89
NETHERLANDS	1.560.665	3.438.644	120,33	5.091.403	14.859.957	191,86
FRANCE	845.221	940.647	11,29	1.252.978	2.311.518	84,48
GERMANY, FED. REP. OF	6.390.690	5.204.540	-18,56	14.010.051	14.835.100	5,89
AUSTRIA	15.857	16.368	3,22	34.360	27.020	-21,36
BELGIUM	2.322.352	2.119.447	-8,74	11.378.303	10.213.074	-10,24
SWITZERLAND	0	28	-	0	64	-
DENMARK	269.019	56.662	-78,94	1.189.433	240.399	-79,79
SWEDEN	79.043	157.322	99,03	462.307	461.109	-0,26
FINLAND	17.660	20.000	13,25	45.303	256.000	465,08
IRELAND	0	216.018	-	0	1.557.985	-
ITALY	250.654	337.920	34,82	534.551	831.842	55,62
SPAIN	344.065	254.701	-25,97	1.292.169	1.084.600	-16,06
PORTUGAL	10.000	24.622	146,22	5.000	9.410	88,2
GREECE	15.363	45.921	198,91	37.919	180.737	376,64
DEMOCRATIC REPUBLIC OF THE CO	206.019	548.023	166,01	199.934	803.364	301,81
POLAND	178.075	53.779	-69,8	404.669	149.622	-63,03
BULGARIA	237.606	282.484	18,89	501.083	768.700	53,41
UKRAINE	62.965	90.708	44,06	119.243	232.598	95,06
LITHUANIA	10.317	0	-100	78.535	0	-100
CROATIA	20.000	129.922	549,61	62.150	389.566	526,82
SLOVAKIA	0	22.499	-	0	11.725	-
SLOVENIA	81.789	180.944	121,23	143.122	451.620	215,55
RUSSIA FEDERATION	444.807	762.653	71,46	791.414	1.265.756	59,94
-BERAS GILING	143.946	288.290	100,28	80.440	233.252	189,97
JAPAN	33.844	467	-98,62	9.625	447	-95,36
HONG KONG	158	16.173	10136,08	274	34.210	12385,4
KOREA, REPUBLIC OF	2	0	-100	2	0	-100
TAIWAN	0	43.200	-	0	37.368	-
SINGAPORE	45.500	117.500	158,24	37.902	94.024	148,07
MALAYSIA	64.119	110.220	71,9	32.524	66.489	104,43
SAUDI ARABIA	0	730	-	0	714	-
UNITED ARAB EMIRATES	2	0	-100	10	0	-100
SUDAN	312	0	-100	98	0	-100
FRANCE	9	0	-100	5	0	-100
-KOPI OLAHAN	99.227	57.820	-41,73	223.838	178.067	-20,45
JAPAN	34	1	-97,06	173	2	-98,84
HONG KONG	2.375	0	-100	2.500	0	-100
KOREA, REPUBLIC OF	3.525	0	-100	12.419	0	-100
TAIWAN	0	18.000	-	0	55.375	-
CHINA	10.430	0	-100	31.757	0	-100
SINGAPORE	69.025	9	-99,99	113.670	80	-99,93
PHILIPPINES	1.440	0	-100	7.500	0	-100
MALAYSIA	0	15.000	-	0	43.635	-
IRAN (ISLAMIC REPUBLIC OF)	11.000	0	-100	54.120	0	-100
LEBANON	0	8.310	-	0	22.050	-
UNITED STATES	1.398	0	-100	1.699	0	-100
BELGIUM	0	16.500	-	0	56.925	-
-TEH OLAHAN	20.580.179	8.336.498	-59,49	37.387.266	20.586.127	-44,94
JAPAN	364.368	123.696	-66,05	696.755	266.205	-61,79
HONG KONG	1.628	896	-44,96	14.782	5.895	-60,12
KOREA, REPUBLIC OF	5.949	3.927	-33,99	14.283	10.519	-26,35
TAIWAN	323.720	386.028	19,25	815.482	869.412	6,61
CHINA	72.519	132.141	82,22	56.749	128.764	126,9
MONGOLIA	16.556	14.759	-10,85	87.021	83.871	-3,62
THAILAND	26.992	100.678	272,99	141.834	426.640	200,8
SINGAPORE	317.812	248.577	-21,78	957.965	957.599	-0,04
PHILIPPINES	26.635	164.241	516,64	225.788	749.836	232,1
MALAYSIA	2.264.790	1.094.924	-51,65	4.062.124	2.945.251	-27,49
CAMBODIA	7.347	4.468	-39,19	36.943	21.540	-41,69
BRUNEI DARUSSALAM	971	5.213	436,87	6.185	2.776	-55,12
VIET NAM	232.308	243.103	4,65	1.067.391	1.098.383	2,9
INDIA	731.530	224.000	-69,38	1.086.366	187.200	-82,77
PAKISTAN	1.932.448	663.209	-65,68	3.105.975	1.159.022	-62,68
SRI LANKA	312.863	120.408	-61,51	515.469	202.023	-60,81
AFGHANISTAN	293.926	213.916	-27,22	377.122	313.261	-16,93
IRAN (ISLAMIC REPUBLIC OF)	43.520	100.140	130,1	70.478	176.777	150,83
SAUDI ARABIA	49.329	92.502	87,52	187.541	273.277	45,72
YEMEN	0	50.400	-	0	62.359	-
TURKEY	98.878	0	-100	147.383	0	-100
UNITED ARAB EMIRATES	527.310	322.250	-38,89	773.330	384.421	-50,29

TABEL 5. PERKEMBANGAN EKSPOR INDONESIA MENURUT KOMODITI DAN NEGARA TUJUAN

JENIS BARANG	BERAT BERSIH (KG)		PERUB	NILAI FOB (US \$)		PERUB
	JAN-JUL 2007	JAN-JUL 2008	%	JAN-JUL 2007	JAN-JUL 2008	%
(1)	(2)	(3)	(4)	(5)	(6)	(7)
EGYPT	173.000	92.660	-46,44	235.979	141.664	-39,97
KENYA	0	1	-	0	2	-
BENIN	432	0	-100	250	0	-100
AUSTRALIA	1.398.002	1.309.103	-6,36	5.390.988	5.693.279	5,61
NEW ZEALAND	305.299	327.762	7,36	1.001.679	1.223.267	22,12
GUAM	1	0	-100	251	0	-100
FIJI	44.000	0	-100	64.570	0	-100
SAMOA	0	857	-	0	6.470	-
SOLOMON ISLANDS	2.956	2.428	-17,86	3.177	8.085	154,49
EAST TIMOR	0	21.699	-	0	22.468	-
UNITED STATES	2.250.489	886.816	-60,59	3.115.726	1.078.486	-65,39
CANADA	257.760	184.800	-28,31	314.718	177.691	-43,54
SURINAME	11.369	423	-96,28	79.011	1.656	-97,9
CHILE	166.960	0	-100	267.692	0	-100
BRAZIL	0	536	-	0	7.203	-
PUERTO RICO	540	540	0	891	913	2,47
UNITED KINGDOM	3.011.377	285.893	-90,51	4.416.636	433.446	-90,19
NETHERLANDS	1.674.031	83.624	-95	2.554.269	136.353	-94,66
GERMANY, FED. REP. OF	379.140	165.444	-56,36	518.174	196.067	-62,16
SWEDEN	0	671	-	0	443	-
FINLAND	761.632	0	-100	1.189.963	0	-100
ITALY	595	0	-100	1.398	0	-100
POLAND	548.492	132.847	-75,78	957.576	446.573	-53,36
KYRGYZSTAN	24.480	24.480	0	37.050	34.272	-7,5
UKRAINE	194.474	60.000	-69,15	214.054	86.940	-59,38
UZBEKISTAN	54.272	0	-100	89.006	0	-100
RUSSIA FEDERATION	1.669.479	446.438	-73,26	2.487.242	565.818	-77,25
-GULA PASIR	173.260	385.199	122,32	217.598	351.911	61,73
JAPAN	813	31.746	3804,8	6.372	41.228	547,02
HONG KONG	9.607	9.045	-5,85	15.977	17.453	9,24
KOREA, REPUBLIC OF	1.933	0	-100	5.380	0	-100
TAIWAN	0	74	-	0	82	-
THAILAND	0	1.781	-	0	3.656	-
SINGAPORE	13.177	2.325	-82,36	12.194	3.161	-74,08
MALAYSIA	35.027	169.345	383,47	24.765	37.740	52,39
SAUDI ARABIA	0	1.500	-	0	892	-
JORDAN	0	1.427	-	0	3.012	-
AUSTRALIA	15.923	17.804	11,81	33.654	89.296	165,34
TONGA	508	45	-91,14	786	36	-95,42
UNITED STATES	9.654	23.110	139,38	40.786	52.036	27,58
CANADA	73.791	123.478	67,33	44.791	98.814	120,61
NETHERLANDS	12.477	3.519	-71,8	27.468	4.505	-83,6
SPAIN	350	0	-100	5.425	0	-100
-GULA LAINNYA	4.395.821	6.741.874	53,37	2.895.386	4.465.874	54,24
JAPAN	26.459	23.405	-11,54	19.972	18.554	-7,1
HONG KONG	184.362	48.689	-73,59	166.330	63.189	-62,01
KOREA, REPUBLIC OF	880	59.665	6680,11	528	46.785	8760,8
TAIWAN	0	165	-	0	102	-
CHINA	18.500	1.019.180	5409,08	8.553	576.876	6644,72
PAPUA NEW GUINEA	304	17.557	5675,33	2.996	17.449	482,41
THAILAND	727.082	515.556	-29,09	433.344	284.926	-34,25
SINGAPORE	574.276	862.685	50,22	385.456	718.367	86,37
PHILIPPINES	129.709	29	-99,98	60.615	2.534	-95,82
MALAYSIA	530.790	256.821	-51,62	281.818	285.258	1,22
CAMBODIA	900	0	-100	1.440	0	-100
BRUNEI DARUSSALAM	983	4.289	336,32	7.783	11.549	48,39
VIET NAM	243.330	2.065.202	748,72	125.569	1.192.402	849,6
MALDIVES	19.060	44.037	131,04	8.927	14.596	63,5
INDIA	728.023	9.395	-98,71	721.038	15.268	-97,88
PAKISTAN	2.246	5.420	141,32	3.585	10.801	201,28
SAUDI ARABIA	5.582	21.515	285,44	4.295	16.972	295,16
KUWAIT	37.045	0	-100	14.470	0	-100
SYRIA ARAB REPUBLIC	0	49.517	-	0	28.080	-
TURKEY	199.000	125.844	-36,76	93.842	69.251	-26,2
UNITED ARAB EMIRATES	57.000	0	-100	25.881	0	-100
BENIN	1.645	0	-100	950	0	-100
SOUTH AFRICA	18.500	50.933	175,31	9.003	30.216	235,62
AUSTRALIA	288.957	172.113	-40,44	166.105	117.606	-29,2
NEW ZEALAND	212.000	154.456	-27,14	97.255	112.203	15,37
VANUATU	0	7.239	-	0	11.425	-
AMERICAN SAMOA	0	2.018	-	0	2.716	-
COOK ISLANDS	4.734	0	-100	5.884	0	-100
FIJI	0	164	-	0	500	-
SAMOA	421	479	13,78	317	1.540	385,8
TONGA	21.120	1.114	-94,73	17.828	1.099	-93,84
UNITED STATES	112.037	590.547	427,1	53.386	452.168	746,98

TABEL 5. PERKEMBANGAN EKSPOR INDONESIA MENURUT KOMODITI DAN NEGARA TUJUAN

JENIS BARANG	BERAT BERSIH (KG)		PERUB	NILAI FOB (US \$)		PERUB
	JAN-JUL 2007	JAN-JUL 2008	%	JAN-JUL 2007	JAN-JUL 2008	%
(1)	(2)	(3)	(4)	(5)	(6)	(7)
CANADA	0	25.121	-	0	13.775	-
SURINAME	67	204	204,48	555	800	44,14
UNITED KINGDOM	58.000	51.000	-12,07	34.322	27.904	-18,7
NETHERLANDS	44.692	38.544	-13,76	77.913	40.562	-47,94
AUSTRIA	17	0	-100	220	0	-100
SWITZERLAND	100	130	30	479	295	-38,41
NORWAY	111.000	259.000	133,33	49.742	146.603	194,73
SPAIN	37.000	259.841	602,27	14.985	133.503	790,91
-MAKANAN OLAHAN LAINNYA	183.924.435	210.530.233	14,47	282.192.669	395.587.481	40,18
JAPAN	10.880.812	5.012.798	-53,93	11.224.689	12.804.336	14,07
HONG KONG	4.129.259	4.598.394	11,36	19.328.658	24.280.634	25,62
KOREA, DEMOCRATIC PEOPLE'S REI	30.205	0	-100	26.879	0	-100
KOREA, REPUBLIC OF	3.060.082	3.674.059	20,06	3.202.936	5.617.289	75,38
TAIWAN	12.961.832	12.224.187	-5,69	17.503.481	18.792.365	7,36
CHINA	8.273.648	2.156.477	-73,94	5.917.714	5.115.323	-13,56
MONGOLIA	208	36.732	17559,62	904	53.442	5811,73
MACAU	643	12.387	1826,44	66.393	410.118	517,71
PAPUA NEW GUINEA	1.443.522	1.323.243	-8,33	1.830.763	2.065.013	12,8
THAILAND	5.986.518	7.118.418	18,91	11.554.201	14.803.044	28,12
SINGAPORE	11.535.833	9.070.686	-21,37	23.907.427	52.527.263	119,71
PHILIPPINES	21.781.330	23.042.500	5,79	34.393.939	37.238.075	8,27
MALAYSIA	32.510.494	35.426.884	8,97	37.522.604	50.883.704	35,61
MYANMAR (FORM. BURMA)	102.758	125.750	22,37	339.862	227.497	-33,06
CAMBODIA	24.312	23.763	-2,26	273.131	50.061	-81,67
BRUNEI DARUSSALAM	2.110.788	1.956.921	-7,29	3.079.873	3.614.987	17,37
LAO PEOPLE'S DEMOCRATIC REPUB	0	39.300	-	0	246.730	-
NEPAL	18.192	47.836	162,95	20.360	71.762	252,47
VIET NAM	5.083.352	7.592.885	49,37	9.988.284	16.789.307	68,09
MALDIVES	698.581	691.578	-1	912.359	1.183.828	29,75
INDIA	995.329	1.206.279	21,19	1.121.779	1.842.312	64,23
PAKISTAN	668.550	785.445	17,48	1.155.397	1.861.434	61,11
BANGLADESH	267.679	522.891	95,34	296.666	771.435	160,03
SRI LANKA	247.969	211.131	-14,86	361.250	368.208	1,93
AFGHANISTAN	103.457	62.137	-39,94	184.569	146.379	-20,69
IRAN (ISLAMIC REPUBLIC OF)	57.804	13.146	-77,26	77.805	39.977	-48,62
SAUDI ARABIA	8.482.183	7.519.721	-11,35	15.438.616	15.390.118	-0,31
ISRAEL	0	551.065	-	0	842.300	-
KUWAIT	928.205	322.370	-65,27	1.448.429	694.264	-52,07
JORDAN	997.799	2.262.414	126,74	1.686.543	3.983.398	136,19
LEBANON	226.165	169.919	-24,87	536.871	408.976	-23,82
YEMEN	428.987	340.605	-20,6	571.828	410.070	-28,29
OMAN	139.515	103.136	-26,08	223.450	178.779	-19,99
SYRIA ARAB REPUBLIC	174.309	61.341	-64,81	114.449	67.460	-41,06
TURKEY	371.538	463.717	24,81	362.252	524.209	44,71
UNITED ARAB EMIRATES	3.814.804	3.725.291	-2,35	5.512.665	6.947.581	26,03
QATAR	254.208	134.823	-46,96	372.399	274.586	-26,27
BAHRAIN	258.889	279.774	8,07	292.652	451.520	54,29
CYPRUS	35.123	19.752	-43,76	48.331	31.898	-34
EGYPT	249.012	316.042	26,92	395.721	536.872	35,67
LIBYAN ARAB JAMAHIRIYA	48.217	188.907	291,79	76.808	446.045	480,73
MOROCCO	271.238	40.424	-85,1	182.811	54.598	-70,13
TUNISIA	15.320	0	-100	27.143	0	-100
ALGERIA	434.652	147.119	-66,15	168.590	144.466	-14,31
SUDAN	16.709	5.175	-69,03	12.206	14.610	19,7
NAMIBIA	6.240	20.430	227,4	8.520	32.055	276,23
TANZANIA, UNITED REPUBLIC OF	51.966	82.721	59,18	70.208	68.100	-3
MADAGASCAR	88.100	201.815	129,07	111.504	226.268	102,92
KENYA	145.963	265.625	81,98	198.736	492.209	147,67
REUNION	0	3.491	-	0	8.300	-
TOGO	23.455	5.520	-76,47	25.421	6.900	-72,86
GHANA	153.654	271.578	76,75	215.652	446.924	107,24
GUINEA	6.952	81.219	1068,28	12.693	176.614	1291,43
ANGOLA	84.422	209.116	147,7	99.492	248.701	149,97
CONGO	19.440	0	-100	25.313	0	-100
CAMEROON	41.369	108.469	162,2	48.809	117.230	140,18
NIGERIA	2.093.676	4.232.557	102,16	4.181.792	8.690.556	107,82
SIERRA LEONE	0	10.953	-	0	41.610	-
COTE D'IVOIRE	0	3.835	-	0	12.450	-
SENEGAL	13.258	17.812	34,35	15.918	26.561	66,86
MAURITANIA	0	13.794	-	0	34.856	-
MALI	0	27.360	-	0	224.670	-
BENIN	321.660	271.742	-15,52	731.961	633.341	-13,47
GAMBIA	7.986	3.438	-56,95	33.821	6.527	-80,7
SEYCHELLES	37.240	44.937	20,67	108.176	109.599	1,32
UGANDA	39.876	5.189	-86,99	50.042	15.793	-68,44
NIGER	0	24.397	-	0	17.471	-
DJIBOUTI	520	0	-100	1.613	0	-100

TABEL 5. PERKEMBANGAN EKSPOR INDONESIA MENURUT KOMODITI DAN NEGARA TUJUAN

JENIS BARANG	BERAT BERSIH (KG)		PERUB	NILAI FOB (US \$)		PERUB
	JAN-JUL 2007	JAN-JUL 2008	%	JAN-JUL 2007	JAN-JUL 2008	%
(1)	(2)	(3)	(4)	(5)	(6)	(7)
SAO TOME AND PRINCIPE	0	9.848	-	0	18.107	-
SOUTH AFRICA	1.112.554	1.304.195	17,23	1.656.827	2.085.860	25,89
ZIMBABWE	0	11.749	-	0	15.534	-
COMOROS	3.382	333	-90,15	6.409	1.304	-79,65
MAURITIUS	365.059	370.424	1,47	502.272	653.563	30,12
ZAIRE	0	101	-	0	353	-
AUSTRALIA	7.448.732	9.198.325	23,49	11.635.545	17.338.239	49,01
NEW ZEALAND	1.226.271	1.651.379	34,67	2.078.587	2.874.700	38,3
MICRONESIA, FEDERATED STATES C	47.082	51.946	10,33	75.072	60.488	-19,43
GUAM	2.165	7.670	254,27	21.480	82.198	282,67
PALAU	0	1.733	-	0	9.013	-
NEW CALEDONIA	34.042	47.961	40,89	62.935	107.604	70,98
NORTHERN MARIANA ISLANDS	0	3.386	-	0	7.591	-
VANUATU	141.681	97.945	-30,87	183.119	178.201	-2,69
AMERICAN SAMOA	32.883	72.313	119,91	37.810	122.197	223,19
COOK ISLANDS	7.455	13.087	75,55	9.756	22.787	133,57
FIJI	269.665	396.612	47,08	437.790	741.298	69,33
KIRIBATI	6.971	15.670	124,79	7.405	36.944	398,91
MARSHALL ISLANDS	8.493	4.839	-43,02	13.508	14.063	4,11
SAMOA	124.487	140.667	13	189.782	253.875	33,77
SOLOMON ISLANDS	216.712	444.392	105,06	290.521	569.180	95,92
TONGA	404.101	552.435	36,71	441.752	740.368	67,6
TUVALU	12.597	11.765	-6,6	19.280	23.769	23,28
EAST TIMOR	18.339	7.914.069	43054,31	24.946	4.802.734	19152,52
UNITED STATES	12.706.359	21.197.793	66,83	25.340.428	34.439.353	35,91
CANADA	1.163.808	1.707.066	46,68	1.953.212	2.312.135	18,38
MEXICO	322.219	812.023	152,01	920.313	1.637.535	77,93
GUATEMALA	8.000	26.474	230,93	2.000	28.876	1343,8
PANAMA	11.000	13.317	21,06	7.903	21.583	173,1
SURINAME	85.111	118.104	38,76	125.422	219.749	75,21
CHILE	19.002	38.227	101,17	100.607	93.866	-6,7
VENEZUELA	6.840	72.838	964,88	4.950	58.450	1080,81
ARGENTINA	38.036	0	-100	17.000	0	-100
BRAZIL	372.796	262.995	-29,45	159.362	160.509	0,72
COLOMBIA	24.488	49.486	102,08	72.863	112.194	53,98
URUGUAY	3.928	9.802	149,54	10.475	26.821	156,05
TRINIDAD AND TOBAGO	6.460	10.796	67,12	23.875	15.862	-33,56
JAMAICA	38.736	9.059	-76,61	25.722	25.353	-1,43
PUERTO RICO	122.013	292.787	139,96	271.290	360.639	32,93
DOMINICAN REPUBLIC	256.000	199.860	-21,93	79.390	97.199	22,43
COSTA RICA	40.000	20.000	-50	30.900	20.000	-35,28
BARBADOS	4.635	4.189	-9,62	12.231	12.014	-1,77
DOMINICA	9.956	17.000	70,75	10.066	5.200	-48,34
FRENCH POLYNESIA	38.269	63.986	67,2	68.273	156.944	129,88
NETHERLANDS ANTILLES	4	89	2125	35	734	1997,14
UNITED KINGDOM	602.001	982.779	63,25	1.648.547	2.615.690	58,67
NETHERLANDS	9.228.653	12.505.102	35,5	8.867.437	11.698.744	31,93
FRANCE	209.771	435.991	107,84	298.900	699.782	134,12
GERMANY, FED. REP. OF	412.184	861.298	108,96	1.372.243	2.004.714	46,09
AUSTRIA	63.279	109.960	73,77	213.108	450.176	111,24
BELGIUM	107.291	221.988	106,9	101.111	1.063.895	952,21
SWITZERLAND	6.106	8.437	38,18	9.542	17.800	86,54
DENMARK	15.908	0	-100	33.630	0	-100
NORWAY	82.049	45.384	-44,69	135.153	103.010	-23,78
SWEDEN	213.203	1.012.197	374,76	169.956	1.069.499	529,28
FINLAND	361.580	2.299.460	535,95	465.829	3.550.487	662,19
ITALY	86.160	104.957	21,82	986.698	850.677	-13,79
SPAIN	791.702	2.748.645	247,18	1.016.257	2.916.285	186,96
PORTUGAL	49.898	460.393	822,67	43.779	385.345	780,21
GREECE	25.135	90.688	260,8	43.833	179.766	310,12
DEMOCRATIC REPUBLIC OF THE CO	65.280	135.513	107,59	83.776	183.113	118,57
HUNGARY	1.226	15.089	1130,75	8.136	45.583	460,26
POLAND	95.385	28.484	-70,14	168.278	104.896	-37,67
ROMANIA	9.271	17.413	87,82	5.547	27.801	401,19
BULGARIA	41.514	92.387	122,54	239.246	263.400	10,1
YUGOSLAVIA	0	24.872	-	0	57.869	-
ARMENIA	6.688	0	-100	14.828	0	-100
BELARUS	0	10.080	-	0	21.240	-
KAZAKHSTAN	0	8.736	-	0	18.408	-
UKRAINE	101.352	100.700	-0,64	97.040	102.915	6,05
UZBEKISTAN	38	0	-100	28	0	-100
LITHUANIA	214.206	298.485	39,34	193.701	377.337	94,8
LATVIA	212.825	37.154	-82,54	336.264	68.041	-79,77
ESTONIA	75.688	106.255	40,39	99.157	161.042	62,41
GEORGIA	0	8.001	-	0	12.798	-
CROATIA	45.134	37.448	-17,03	104.276	73.351	-29,66
MALTA	158.420	141.567	-10,64	215.608	242.020	12,25
SLOVAKIA	163	707	333,74	779	3.903	401,03

TABEL 5. PERKEMBANGAN EKSPOR INDONESIA MENURUT KOMODITI DAN NEGARA TUJUAN

JENIS BARANG	BERAT BERSIH (KG)		PERUB	NILAI FOB (US \$)		PERUB
	JAN-JUL 2007	JAN-JUL 2008	%	JAN-JUL 2007	JAN-JUL 2008	%
(1)	(2)	(3)	(4)	(5)	(6)	(7)
SLOVENIA	0	27.456	-	0	118.969	-
CZECH REPUBLIC	438.342	305.758	-30,25	445.802	332.331	-25,45
RUSSIA FEDERATION	187.845	464.694	147,38	139.709	358.600	156,68
SEMEN	3.729.753.460	2.842.948.714	-23,78	112.397.182	100.110.871	-10,93
JAPAN	29.966.536	10.931.918	-63,52	1.357.263	726.995	-46,44
HONG KONG	149.128	888.000	495,46	28.003	85.559	205,54
TAIWAN	11.946.262	12.490.000	4,55	887.354	959.341	8,11
THAILAND	0	449	-	0	40	-
SINGAPORE	110.370.295	64.518.765	-41,54	2.932.936	2.054.260	-29,96
PHILIPPINES	314.249	396.000	26,01	28.702	37.548	30,82
MALAYSIA	266.186.809	219.909.378	-17,39	7.490.086	7.276.031	-2,86
MYANMAR (FORM. BURMA)	0	149.000	-	0	21.455	-
BRUNEI DARUSSALAM	104.151.273	98.764.373	-5,17	2.507.698	2.251.010	-10,24
VIET NAM	45.419.481	19.587.567	-56,87	1.193.790	1.285.432	7,68
MALDIVES	31.829.092	44.100.000	38,55	1.227.409	2.012.432	63,96
INDIA	75.000.000	44.000	-99,94	1.926.750	3.918	-99,8
PAKISTAN	1.946	336	-82,73	3.617	1.276	-64,72
BANGLADESH	445.788.601	457.520.716	2,63	11.013.160	11.935.215	8,37
SRI LANKA	442.189.850	697.794.032	57,8	15.686.529	28.741.987	83,23
KUWAIT	140.369.713	0	-100	5.098.106	0	-100
YEMEN	8.310.883	0	-100	290.590	0	-100
UNITED ARAB EMIRATES	78.112.940	3.000.084	-96,16	2.030.936	124.545	-93,87
QATAR	0	36.300.000	-	0	1.598.900	-
BAHRAIN	20.684.708	0	-100	501.604	0	-100
SUDAN	0	3.000.000	-	0	159.000	-
TANZANIA, UNITED REPUBLIC OF	0	84.068.030	-	0	2.657.193	-
MADAGASCAR	107.164.431	62.154.287	-42	3.935.255	2.431.515	-38,21
MOZAMBIQUE	183.146.954	116.850.360	-36,2	5.080.687	3.881.102	-23,61
TOGO	153.457.298	77.061.365	-49,78	4.263.467	2.403.159	-43,63
GHANA	729.155.350	421.210.228	-42,23	20.219.330	13.248.684	-34,48
NIGERIA	107.482.915	0	-100	3.965.545	0	-100
SIERRA LEONE	90.000.000	0	-100	2.479.500	0	-100
COTE D'IVOIRE	36.801.143	0	-100	1.054.353	0	-100
BENIN	120.000.000	0	-100	3.332.100	0	-100
SEYCHELLES	12.500.000	5.300.000	-57,6	446.293	267.900	-39,97
COMOROS	5.207.271	0	-100	331.636	0	-100
MAURITIUS	232.409.921	113.127.985	-51,32	8.461.239	5.012.274	-40,76
AUSTRALIA	98.420.011	196.676.014	99,83	2.822.251	6.087.121	115,68
NEW ZEALAND	40.000	117.807	194,52	3.478	15.683	350,92
VANUATU	3.250.000	2.956.500	-9,03	133.859	137.408	2,65
AMERICAN SAMOA	5.750.000	5.190.000	-9,74	241.059	249.725	3,59
KIRIBATI	0	112.000	-	0	8.064	-
SAMOA	8.000.000	6.748.000	-15,65	329.703	313.946	-4,78
SOLOMON ISLANDS	480.000	640.100	33,35	19.785	34.424	73,99
TONGA	580.000	1.308.560	125,61	23.935	64.587	169,84
CHRISTMAS ISLANDS	351.000	0	-100	14.926	0	-100
EAST TIMOR	39.288	19.602.620	49794,68	2.541	1.242.245	48788,04
MEXICO	0	17.592.743	-	0	686.116	-
FRENCH POLYNESIA	24.724.500	28.266.000	14,32	1.029.702	1.294.215	25,69
UNITED KINGDOM	1.611	0	-100	1.995	0	-100
FRANCE	0	328	-	0	327	-
GERMANY, FED. REP. OF	0	2.146	-	0	65	-
SWEDEN	0	14.569.023	-	0	800.174	-
GREECE	1	0	-100	10	0	-100
-DARI ROTAN	7.932.488	4.183.365	-47,26	18.925.314	11.176.521	-40,94
JAPAN	284.333	198.432	-30,21	1.300.421	997.214	-23,32
HONG KONG	10.808	0	-100	50.144	0	-100
KOREA, REPUBLIC OF	499.343	553.431	10,83	1.282.405	1.312.494	2,35
TAIWAN	34.042	36.231	6,43	85.268	93.168	9,26
CHINA	17.734	1.395	-92,13	86.984	2.359	-97,29
PAPUA NEW GUINEA	0	2.450	-	0	2.266	-
THAILAND	4.138	2.842	-31,32	9.977	6.138	-38,48
SINGAPORE	4.157	3.026	-27,21	5.726	6.087	6,3
PHILIPPINES	20.639	0	-100	3.509	0	-100
MALAYSIA	6.649	8.402	26,36	8.160	31.107	281,21
BRUNEI DARUSSALAM	901	1.290	43,17	2.020	2.362	16,93
VIET NAM	12.661	6.200	-51,03	6.689	3.920	-41,4
MALDIVES	5.122	2.552	-50,18	11.053	19.678	78,03
INDIA	3.421	9.433	175,74	4.471	49.854	1015,05
SRI LANKA	0	511	-	0	495	-
IRAN (ISLAMIC REPUBLIC OF)	88	1.534	1643,18	361	807	123,55
SAUDI ARABIA	0	178	-	0	587	-
ISRAEL	0	2.344	-	0	4.613	-
KUWAIT	71	155	118,31	225	4.978	2112,44
JORDAN	0	1.299	-	0	1.004	-
LEBANON	63	129	104,76	70	45	-35,71

TABEL 5. PERKEMBANGAN EKSPOR INDONESIA MENURUT KOMODITI DAN NEGARA TUJUAN

JENIS BARANG	BERAT BERSIH (KG)		PERUB	NILAI FOB (US \$)		PERUB
	JAN-JUL 2007	JAN-JUL 2008	%	JAN-JUL 2007	JAN-JUL 2008	%
(1)	(2)	(3)	(4)	(5)	(6)	(7)
OMAN	0	27	-	0	422	-
TURKEY	6.516	3.967	-39,12	24.852	7.170	-71,15
UNITED ARAB EMIRATES	2.279	3.397	49,06	20.085	38.286	90,62
BAHRAIN	0	321	-	0	203	-
CYPRUS	953	36	-96,22	2.290	44	-98,08
EGYPT	4.411	86	-98,05	8.793	22	-99,75
LIBYAN ARAB JAMAHIRIYA	722	0	-100	960	0	-100
MOROCCO	0	43	-	0	45	-
TUNISIA	0	22	-	0	46	-
ALGERIA	740	1.028	38,92	681	626	-8,08
SUDAN	0	103	-	0	300	-
MADAGASCAR	145	304	109,66	122	493	304,1
KENYA	0	4.000	-	0	8.000	-
REUNION	290	964	232,41	377	601	59,42
U.S. VIRGIN ISLANDS	1.540	0	-100	1.101	0	-100
SEYCHELLES	10	421	4110	300	728	142,67
UGANDA	8	0	-100	64	0	-100
SOUTH AFRICA	36.554	4.240	-88,4	86.105	12.013	-86,05
MAURITIUS	294	380	29,25	84	431	413,1
AUSTRALIA	116.503	126.939	8,96	230.540	302.002	31
NEW ZEALAND	17.761	27.475	54,69	53.240	76.549	43,78
NEW CALEDONIA	968	447	-53,82	965	1.066	10,47
VANUATU	767	0	-100	1.029	0	-100
BRITISH INDIAN OCEAN TERRITORY	2.253	0	-100	2.110	0	-100
COOK ISLANDS	1.322	0	-100	3.997	0	-100
FIJI	3.038	5.564	83,15	17.909	48.388	170,19
SOLOMON ISLANDS	0	17	-	0	48	-
UNITED STATES	1.063.419	546.506	-48,61	4.112.901	2.544.226	-38,14
CANADA	21.560	11.969	-44,49	100.871	30.454	-69,81
MEXICO	3.013.977	11.995	-99,6	5.724.456	11.208	-99,8
NICARAGUA	669	0	-100	502	0	-100
PANAMA	416	0	-100	490	0	-100
CHILE	4.047	160	-96,05	4.559	552	-87,89
VENEZUELA	221	26	-88,24	303	72	-76,24
ARGENTINA	2.789	356	-87,24	6.681	619	-90,73
BRAZIL	21.522	14.703	-31,68	72.779	53.841	-26,02
COLOMBIA	5.504	565	-89,73	20.746	601	-97,1
URUGUAY	0	7	-	0	49	-
PARAGUAY	0	38	-	0	78	-
BAHAMAS	0	23	-	0	23	-
JAMAICA	1.592	197	-87,63	3.429	66	-98,08
PUERTO RICO	279	1.034	270,61	561	3.556	533,87
DOMINICAN REPUBLIC	0	1.665	-	0	2.059	-
COSTA RICA	3.023	0	-100	5.151	0	-100
ANGUILLA	1.425	0	-100	2.632	0	-100
FRENCH GUIANA	149	97	-34,9	136	376	176,47
FRENCH POLYNESIA	29.879	2.479	-91,7	16.882	3.556	-78,94
MARTINIQUE	1.543	0	-100	2.757	0	-100
NETHERLANDS ANTILLES	4	0	-100	160	0	-100
SAINT LUCIA	8.500	0	-100	2.454	0	-100
TURKS AND CAICOS ISLANDS	0	944	-	0	2.017	-
GUADELOUPE	1.386	174	-87,45	4.543	816	-82,04
UNITED KINGDOM	261.376	1.270.676	386,15	733.275	2.052.442	179,9
NETHERLANDS	629.650	731.036	16,1	1.513.450	1.915.363	26,56
FRANCE	613.708	82.851	-86,5	1.151.078	220.293	-80,86
GERMANY, FED. REP. OF	571.593	173.989	-69,56	669.282	311.123	-53,51
AUSTRIA	73	221	202,74	145	267	84,14
BELGIUM	230.482	55.543	-75,9	575.579	176.337	-69,36
SWITZERLAND	9.040	1.201	-86,71	31.788	9.945	-68,71
DENMARK	17.740	18.740	5,64	58.911	60.354	2,45
NORWAY	169	2.484	1369,82	157	9.804	6144,59
SWEDEN	23.042	9.747	-57,7	123.531	57.936	-53,1
FINLAND	14.040	14.182	1,01	78.390	174.136	122,14
IRELAND	6.628	3.239	-51,13	6.204	8.074	30,14
ITALY	115.876	124.801	7,7	180.291	193.703	7,44
SPAIN	62.777	33.531	-46,59	172.186	162.960	-5,36
PORTUGAL	30.270	803	-97,35	123.090	12.653	-89,72
GREECE	50.601	8.748	-82,71	75.551	24.136	-68,05
HUNGARY	412	3.352	713,59	987	21.295	2057,55
POLAND	2.070	3.914	89,08	8.577	12.032	40,28
ROMANIA	498	477	-4,22	330	1.809	448,18
BULGARIA	104	6.737	6377,88	201	5.618	2695,02
YUGOSLAVIA	0	6.093	-	0	6.588	-
KAZAKHSTAN	1.121	2.418	115,7	2.312	6.980	201,9
UKRAINE	103	401	289,32	156	1.195	666,03
UZBEKISTAN	273	0	-100	721	0	-100
LATVIA	0	42	-	0	181	-
ESTONIA	705	0	-100	702	0	-100

TABEL 5. PERKEMBANGAN EKSPOR INDONESIA MENURUT KOMODITI DAN NEGARA TUJUAN

JENIS BARANG	BERAT BERSIH (KG)		PERUB	NILAI FOB (US \$)		PERUB
	JAN-JUL 2007	JAN-JUL 2008	%	JAN-JUL 2007	JAN-JUL 2008	%
(1)	(2)	(3)	(4)	(5)	(6)	(7)
CROATIA		242	560,74	277	3.691	1232,49
MALTA	1.196	40	-96,66	1.140	16	-98,6
SLOVENIA	4.253	625	-85,3	18.304	3.333	-81,79
CZECH REPUBLIC	0	19.412	-	0	25.784	-
RUSSIA FEDERATION	1.298	1.910	47,15	2.619	7.645	191,91
-DARI BAHAN LAINNYA	13.326.202	9.235.213	-30,7	24.383.445	25.281.425	3,68
JAPAN	910.456	889.861	-2,26	4.459.264	4.146.530	-7,01
HONG KONG	10.234	13.859	35,42	27.057	28.177	4,14
KOREA, DEMOCRATIC PEOPLE'S REI	0	177	-	0	231	-
KOREA, REPUBLIC OF	285.217	344.987	20,96	535.365	794.459	48,4
TAIWAN	716.501	635.985	-11,24	268.889	257.390	-4,28
CHINA	1.265.049	312.901	-75,27	298.530	159.480	-46,58
MACAU	0	3	-	0	12	-
PAPUA NEW GUINEA	130	875	573,08	121	1.481	1123,97
THAILAND	60.713	20.410	-66,38	99.795	52.283	-47,61
SINGAPORE	63.687	76.980	20,87	104.563	128.902	23,28
PHILIPPINES	6.361	3.295	-48,2	2.366	7.867	232,5
MALAYSIA	259.173	289.547	11,72	353.412	261.060	-26,13
CAMBODIA	4.261	3	-99,93	7.597	6	-99,92
BRUNEI DARUSSALAM	2.995	1.786	-40,37	2.299	3.001	30,54
VIET NAM	0	162	-	0	2.847	-
MALDIVES	19.449	33.769	73,63	158.071	201.573	27,52
INDIA	22.901	52.048	127,27	45.651	72.319	58,42
PAKISTAN	3.247	0	-100	5.641	0	-100
SRI LANKA	18.231	8.026	-55,98	24.174	19.838	-17,94
IRAN (ISLAMIC REPUBLIC OF)	9.500	54.148	469,98	28.203	64.395	128,33
SAUDI ARABIA	51.277	19.484	-62	20.914	15.464	-26,06
ISRAEL	0	22.457	-	0	39.725	-
KUWAIT	130	5.529	4153,08	595	19.088	3108,07
JORDAN	2.961	7.690	159,71	6.498	9.059	39,41
LEBANON	14.135	2.254	-84,05	12.193	7.442	-38,96
YEMEN	0	475	-	0	229	-
OMAN	0	1.327	-	0	1.280	-
SYRIA ARAB REPUBLIC	11.200	0	-100	1.238	0	-100
TURKEY	84.152	19.638	-76,66	168.575	39.499	-76,57
UNITED ARAB EMIRATES	39.364	39.305	-0,15	113.347	128.513	13,38
QATAR	170	0	-100	363	0	-100
BAHRAIN	197	5.217	2548,22	622	16.725	2588,91
CYPRUS	27.631	7.393	-73,24	56.306	26.611	-52,74
EGYPT	7.012	33.215	373,69	6.136	42.129	586,59
LIBYAN ARAB JAMAHIRIYA	331	0	-100	440	0	-100
MOROCCO	9.385	403	-95,71	29.873	594	-98,01
TUNISIA	10.371	4.983	-51,95	27.434	12.013	-56,21
ALGERIA	30	0	-100	87	0	-100
ERITREA	280	0	-100	1.340	0	-100
NAMIBIA	0	84	-	0	360	-
TANZANIA, UNITED REPUBLIC OF	976	1.165	19,36	1.839	659	-64,17
MADAGASCAR	1.765	4.825	173,37	1.488	7.076	375,54
KENYA	10.897	7.971	-26,85	28.908	4.762	-83,53
REUNION	31.533	59.990	90,25	52.809	160.724	204,35
MOZAMBIQUE	12	5	-58,33	24	13	-45,83
GUINEA	185	0	-100	1.307	0	-100
ANGOLA	0	42	-	0	20	-
SIERRA LEONE	0	1.922	-	0	1.596	-
GABON	0	4.671	-	0	13.074	-
COTE D'IVOIRE	10.469	5.335	-49,04	14.662	9.483	-35,32
SENEGAL	1.344	2.002	48,96	2.308	2.510	8,75
BENIN	1.196	0	-100	3.073	0	-100
U.S. VIRGIN ISLANDS	430	0	-100	1.396	0	-100
SEYCHELLES	15.114	28.290	87,18	50.241	47.925	-4,61
UGANDA	3	0	-100	19	0	-100
SOUTH AFRICA	81.831	60.949	-25,52	102.556	100.230	-2,27
MAURITIUS	30.738	20.577	-33,06	51.714	63.334	22,47
VIRGIN ISLANDS (BRITISH)	375	1.255	234,67	2.932	4.767	62,59
AUSTRALIA	647.426	1.019.676	57,5	595.886	887.548	48,95
NEW ZEALAND	48.437	25.926	-46,47	89.606	53.285	-40,53
MICRONESIA, FEDERATED STATES C	0	1.006	-	0	5.138	-
GUAM	1.983	3.563	79,68	8.553	14.641	71,18
PALAU	20	564	2720	24	1.488	6100
NEW CALEDONIA	41.189	30.438	-26,1	65.277	60.907	-6,69
NORTHERN MARIANA ISLANDS	154	0	-100	470	0	-100
SAINT VINCENT AND THE GRENADIN	2.693	6.400	137,65	3.373	11.423	238,66
VANUATU	3.495	3.046	-12,85	15.320	5.666	-63,02
WALLIS AND FUTUNA ISLANDS	1.257	1.725	37,23	2.660	3.072	15,49
COOK ISLANDS	11.949	1.381	-88,44	14.000	9.612	-31,34
FIJI	4.918	14.958	204,15	19.293	63.080	226,96
SAMOA	699	864	23,61	2.003	1.780	-11,13

TABEL 5. PERKEMBANGAN EKSPOR INDONESIA MENURUT KOMODITI DAN NEGARA TUJUAN

JENIS BARANG	BERAT BERSIH (KG)		PERUB %	NILAI FOB (US \$)		PERUB %
	JAN-JUL 2007	JAN-JUL 2008		JAN-JUL 2007	JAN-JUL 2008	
(1)	(2)	(3)	(4)	(5)	(6)	(7)
TONGA	0	2.842	-	0	4.598	-
EAST TIMOR	0	2.404	-	0	1.878	-
UNITED STATES	4.867.413	1.510.313	-68,97	7.731.669	7.997.639	3,44
CANADA	122.043	145.895	19,54	310.099	384.388	23,96
MEXICO	60.534	41.089	-32,12	256.464	115.963	-54,78
GUATEMALA	0	256	-	0	1.414	-
HONDURAS	0	1.275	-	0	811	-
NICARAGUA	0	1.253	-	0	1.870	-
PANAMA	13.144	481	-96,34	22.694	1.494	-93,42
CHILE	3.893	14.282	266,86	5.912	44.009	644,4
VENEZUELA	3.116	12.325	295,54	6.216	14.467	132,74
ARGENTINA	77.135	34.263	-55,58	137.387	74.548	-45,74
BRAZIL	55.104	71.261	29,32	108.407	171.388	58,1
COLOMBIA	55.013	19.526	-64,51	147.154	38.856	-73,6
BOLIVIA	20	0	-100	34	0	-100
URUGUAY	12.230	1.513	-87,63	37.550	5.802	-84,55
ECUADOR	67	0	-100	58	0	-100
PERU	135	2.952	2086,67	1.164	4.082	250,69
TRINIDAD AND TOBAGO	502	886	76,49	3.456	3.826	10,71
BAHAMAS	777	19.357	2391,25	653	29.494	4416,69
JAMAICA	30.303	10.558	-65,16	48.740	19.764	-59,45
PUERTO RICO	3.784	3.603	-4,78	11.617	7.932	-31,72
BELIZE	289	0	-100	2.471	0	-100
DOMINICAN REPUBLIC	18.115	31.041	71,36	31.262	102.293	227,21
COSTA RICA	11.450	15.921	39,05	23.203	27.392	18,05
BARBADOS	3.854	4.938	28,13	2.761	9.009	226,29
ANTIGUA AND BARBUDA	3.168	444	-85,98	6.668	1.081	-83,79
ANGUILLA	1.562	0	-100	6.474	0	-100
ARUBA	380	5.001	1216,05	735	13.814	1779,46
BERMUDA	53	106	100	363	596	64,19
CAYMAN ISLANDS	5.968	753	-87,38	1.672	253	-84,87
DOMINICA	0	950	-	0	3.547	-
FALKLAND ISLANDS (MALVINAS)	730	0	-100	956	0	-100
FRENCH GUIANA	3.511	4.811	37,03	6.743	15.005	122,53
FRENCH POLYNESIA	52.562	53.187	1,19	77.182	60.816	-21,2
GRENADA	11.035	223	-97,98	1.934	1.096	-43,33
MARTINIQUE	7.621	13.888	82,23	25.186	39.499	56,83
NETHERLANDS ANTILLES	2.807	782	-72,14	4.731	14.984	216,72
SAINT LUCIA	215	526	144,65	7.590	1.800	-76,28
TURKS AND CAICOS ISLANDS	889	7.726	769,07	4.600	16.364	255,74
GUADELOUPE	12.639	15.604	23,46	45.235	52.073	15,12
SAINT KITTS AND NEVIS	0	2.208	-	0	3.129	-
UNITED KINGDOM	295.121	242.802	-17,73	950.188	1.007.445	6,03
NETHERLANDS	272.800	344.542	26,3	828.888	941.064	13,53
FRANCE	536.268	472.582	-11,88	1.138.904	1.070.887	-5,97
GERMANY, FED. REP. OF	387.496	458.305	18,27	921.702	907.513	-1,54
AUSTRIA	7.871	8.244	4,74	29.328	16.526	-43,65
BELGIUM	142.622	172.646	21,05	301.131	456.226	51,5
SWITZERLAND	14.801	7.463	-49,58	31.067	40.713	31,05
DENMARK	67.657	34.329	-49,26	171.863	191.215	11,26
NORWAY	10.246	9.361	-8,64	27.689	26.641	-3,78
SWEDEN	15.685	20.022	27,65	44.158	33.869	-23,3
FINLAND	31.771	15.960	-49,77	61.308	58.169	-5,12
IRELAND	35.911	9.263	-74,21	35.403	12.396	-64,99
ITALY	486.321	395.202	-18,74	1.137.269	981.582	-13,69
SPAIN	381.466	392.986	3,02	919.105	1.299.010	41,33
PORTUGAL	23.496	26.877	14,39	61.850	106.226	71,75
GREECE	122.236	91.744	-24,95	223.243	268.666	20,35
HUNGARY	20.434	23.891	16,92	46.524	54.535	17,22
POLAND	65.535	56.720	-13,45	67.869	109.510	61,35
ROMANIA	6.430	10.130	57,54	17.969	28.066	56,19
BULGARIA	22.333	16.819	-24,69	39.895	32.480	-18,59
YUGOSLAVIA	551	1.499	172,05	955	4.000	318,85
ALBANIA	0	57	-	0	90	-
KAZAKHSTAN	260	149	-42,69	366	418	14,21
UKRAINE	12.162	69.285	469,68	68.117	96.811	42,12
LITHUANIA	232	2.472	965,52	1.018	2.198	115,91
LATVIA	0	122	-	0	315	-
ESTONIA	6.807	10.235	50,36	14.447	30.609	111,87
CROATIA	10.689	26.154	144,68	36.545	41.296	13
BOSNIA AND HERZEGOVINA	105	887	744,76	1.692	2.499	47,7
MALTA	11.183	12.090	8,11	37.050	29.033	-21,64
SLOVAKIA	1.222	5	-99,59	1.870	10	-99,47
SLOVENIA	4.897	6.477	32,26	6.339	2.131	-66,38
CZECH REPUBLIC	1.491	1.233	-17,3	4.755	1.710	-64,04
REP. OF MACEDONIA	0	1.084	-	0	1.575	-
RUSSIA FEDERATION	20.223	22.311	10,32	77.198	44.622	-42,2

TABEL 5. PERKEMBANGAN EKSPOR INDONESIA MENURUT KOMODITI DAN NEGARA TUJUAN

JENIS BARANG	BERAT BERSIH (KG)		PERUB	NILAI FOB (US \$)		PERUB
	JAN-JUL 2007	JAN-JUL 2008	%	JAN-JUL 2007	JAN-JUL 2008	%
(1)	(2)	(3)	(4)	(5)	(6)	(7)
-DARI ROTAN	76.301.124	86.306.266	13,11	197.803.009	193.548.600	-2,15
JAPAN	7.863.331	7.471.547	-4,98	22.249.287	21.837.456	-1,85
HONG KONG	76.019	66.915	-11,98	200.611	233.629	16,46
KOREA, REPUBLIC OF	606.724	659.785	8,75	904.273	1.400.961	54,93
TAIWAN	788.225	474.652	-39,78	1.178.320	824.867	-30
CHINA	481.427	357.062	-25,83	1.340.089	674.471	-49,67
PAPUA NEW GUINEA	3.034	21.680	614,57	4.782	156.354	3169,64
THAILAND	79.674	91.368	14,68	361.370	264.995	-26,67
SINGAPORE	476.078	369.866	-22,31	823.687	1.091.129	32,47
PHILIPPINES	63.646	86.654	36,15	81.482	200.125	145,61
MALAYSIA	1.200.607	1.333.642	11,08	3.711.545	3.025.947	-18,47
CAMBODIA	0	4.894	-	0	214.118	-
BRUNEI DARUSSALAM	1.882	3.304	75,56	3.454	7.636	121,08
VIET NAM	1.399	185.010	13124,45	7.469	1.314.904	17504,82
MALDIVES	56.076	112.579	100,76	121.764	296.135	143,2
INDIA	110.695	115.854	4,66	212.448	294.786	38,76
PAKISTAN	22.702	2.548	-88,78	32.577	3.224	-90,1
SRI LANKA	18.926	25.240	33,36	123.719	24.771	-79,98
IRAN (ISLAMIC REPUBLIC OF)	29.476	37.879	28,51	99.276	92.636	-6,69
SAUDI ARABIA	128.023	270.026	110,92	650.760	414.437	-36,31
ISRAEL	3.927	88.486	2153,27	8.744	145.844	1567,93
KUWAIT	130.418	210.080	61,08	268.270	459.498	71,28
JORDAN	32.182	44.173	37,26	51.540	98.406	90,93
LEBANON	153.467	241.521	57,38	407.194	664.428	63,17
YEMEN	3.077	15.570	406,01	3.555	15.594	338,65
OMAN	11.839	28.382	139,73	29.748	80.649	171,11
SYRIA ARAB REPUBLIC	944	40.384	4177,97	1.506	83.426	5439,58
TURKEY	576.994	571.730	-0,91	1.873.027	1.270.296	-32,18
UNITED ARAB EMIRATES	448.411	579.300	29,19	1.237.014	1.656.328	33,9
QATAR	16.895	42.673	152,58	133.984	295.676	120,68
BAHRAIN	36.055	41.774	15,86	114.584	115.743	1,01
CYPRUS	214.127	138.491	-35,32	779.098	546.336	-29,88
EGYPT	151.639	226.275	49,22	355.826	506.183	42,26
LIBYAN ARAB JAMAHIRIYA	98	33.474	34057,14	250	41.754	16601,6
MOROCCO	99.754	196.977	97,46	223.493	612.399	174,01
TUNISIA	10.686	9.961	-6,78	41.139	50.291	22,25
ALGERIA	2.848	2.500	-12,22	7.870	6.856	-12,88
SUDAN	7.933	14.193	78,91	18.824	110.137	485,09
NAMIBIA	9.950	19.604	97,03	16.524	35.090	112,36
TANZANIA, UNITED REPUBLIC OF	9.609	60.329	527,84	9.852	63.812	547,71
MADAGASCAR	2.932	9.998	241	5.402	17.026	215,18
KENYA	6.809	18.536	172,23	16.820	33.506	99,2
REUNION	208.160	292.546	40,54	392.353	507.358	29,31
MOZAMBIQUE	13.324	2.099	-84,25	29.837	7.680	-74,26
GHANA	0	3.681	-	0	9.770	-
GUINEA	3.190	0	-100	7.872	0	-100
ANGOLA	5.194	13.692	163,61	8.422	10.291	22,19
CONGO	58.024	46.314	-20,18	60.600	56.125	-7,38
CAMEROON	0	9.367	-	0	25.866	-
NIGERIA	17.636	3.926	-77,74	22.959	72.354	215,14
SIERRA LEONE	0	3.279	-	0	2.722	-
GABON	5.471	0	-100	19.916	0	-100
COTE D'IVOIRE	18.794	33.640	78,99	17.120	43.392	153,46
SENEGAL	2.455	26.032	960,37	6.681	115.746	1632,47
MAURITANIA	239	0	-100	855	0	-100
U.S. VIRGIN ISLANDS	10	163	1530	284	160	-43,66
SEYCHELLES	0	55.336	-	0	76.733	-
UGANDA	1.067	0	-100	2.166	0	-100
DJIBOUTI	0	2.611	-	0	9.731	-
SOUTH AFRICA	823.722	850.558	3,26	2.046.528	2.508.981	22,6
ZIMBABWE	0	50	-	0	100	-
MAURITIUS	94.815	117.511	23,94	300.416	241.054	-19,76
VIRGIN ISLANDS (BRITISH)	0	13.455	-	0	62.594	-
AUSTRALIA	1.890.455	2.672.912	41,39	4.112.238	5.468.043	32,97
NEW ZEALAND	159.031	258.630	62,63	405.889	570.275	40,5
GUAM	30.616	35.405	15,64	61.264	68.029	11,04
PALAU	0	3	-	0	15	-
NEW CALEDONIA	31.448	129.003	310,21	53.254	213.988	301,83
NORTHERN MARIANA ISLANDS	5.112	2.000	-60,88	8.361	5.232	-37,42
SAINT VINCENT AND THE GRENADIN	2.997	7.369	145,88	5.718	24.120	321,83
VANUATU	1.815	15.492	753,55	1.315	23.045	1652,47
WALLIS AND FUTUNA ISLANDS	7.074	8.504	20,21	12.373	14.199	14,76
BRITISH INDIAN OCEAN TERRITORY	3.266	0	-100	3.058	0	-100
FIJI	7.518	41.223	448,32	21.057	190.845	806,33
SAMOA	5.566	1.242	-77,69	8.100	2.316	-71,41
SOLOMON ISLANDS	1.779	2.982	67,62	8.476	12.986	53,21
TONGA	0	8.216	-	0	17.985	-
EAST TIMOR	0	40.374	-	0	88.834	-

TABEL 5. PERKEMBANGAN EKSPOR INDONESIA MENURUT KOMODITI DAN NEGARA TUJUAN

JENIS BARANG	BERAT BERSIH (KG)		PERUB	NILAI FOB (US \$)		PERUB
	JAN-JUL 2007	JAN-JUL 2008	%	JAN-JUL 2007	JAN-JUL 2008	%
(1)	(2)	(3)	(4)	(5)	(6)	(7)
UNITED STATES	8.627.276	7.172.520	-16,86	28.053.632	23.211.506	-17,26
CANADA	635.834	1.308.857	105,85	1.584.563	2.058.299	29,9
MEXICO	395.600	409.526	3,52	947.858	1.212.285	27,9
GUATEMALA	5.885	34.868	492,49	21.745	106.408	389,34
HONDURAS	0	6.743	-	0	18.732	-
NICARAGUA	4.013	2.636	-34,31	12.355	11.530	-6,68
PANAMA	174.806	111.404	-36,27	413.346	244.510	-40,85
CUBA	11.551	0	-100	38.729	0	-100
SURINAME	36.353	51.494	41,65	58.503	93.559	59,92
CHILE	66.186	163.104	146,43	218.424	432.890	98,19
VENEZUELA	11.446	25.346	121,44	35.667	74.783	109,67
ARGENTINA	98.112	104.111	6,11	217.685	276.497	27,02
BRAZIL	152.704	235.911	54,49	359.196	640.201	78,23
COLOMBIA	150.551	47.815	-68,24	466.563	156.054	-66,55
BOLIVIA	779	3.869	396,66	1.750	8.228	370,17
URUGUAY	30.567	31.526	3,14	108.482	116.513	7,4
PARAGUAY	1.270	7.939	525,12	6.241	23.396	274,88
ECUADOR	31.662	49.483	56,29	135.080	201.029	48,82
PERU	58.109	69.649	19,86	161.895	188.145	16,21
GUYANA	0	2.882	-	0	2.945	-
TRINIDAD AND TOBAGO	4.429	13.745	210,34	14.315	36.429	154,48
BAHAMAS	10.591	431	-95,93	14.298	430	-96,99
JAMAICA	0	32.687	-	0	167.653	-
PUERTO RICO	43.265	46.179	6,74	92.734	120.925	30,4
BELIZE	4.478	6.795	51,74	12.070	35.210	191,71
DOMINICAN REPUBLIC	190.767	229.928	20,53	434.495	767.819	76,72
EL SALVADOR	6.099	2.636	-56,78	20.680	11.530	-44,25
COSTA RICA	90.242	106.169	17,65	175.542	409.741	133,41
HAITI	10.000	0	-100	7.885	0	-100
BARBADOS	9.496	12.319	29,73	30.908	60.873	96,95
ANTIGUA AND BARBUDA	31.395	5.628	-82,07	69.257	13.645	-80,3
ANGUILLA	476	0	-100	1.413	0	-100
ARUBA	17.035	10.814	-36,52	14.249	38.498	170,18
CAPE VERDE	4.806	0	-100	10.046	0	-100
CAYMAN ISLANDS	0	13.313	-	0	3.097	-
DOMINICA	9.149	48.599	431,19	31.092	145.731	368,71
FALKLAND ISLANDS (MALVINAS)	4.400	0	-100	5.742	0	-100
FRENCH GUIANA	33.289	24.449	-26,56	65.276	59.856	-8,3
FRENCH POLYNESIA	121.845	201.464	65,34	254.926	410.971	61,21
GRENADA	7.468	4.016	-46,22	22.450	14.343	-36,11
MARTINIQUE	116.755	74.773	-35,96	307.561	172.482	-43,92
NETHERLANDS ANTILLES	148.853	78.950	-46,96	301.235	256.391	-14,89
SAINT LUCIA	1.950	1.750	-10,26	5.845	6.500	11,21
TURKS AND CAICOS ISLANDS	189	13.200	6884,13	622	21.818	3407,72
GUADELOUPE	129.846	102.437	-21,11	383.625	347.022	-9,54
SAINT KITTS AND NEVIS	0	18	-	0	6	-
UNITED KINGDOM	10.650.167	23.963.093	125	15.550.010	16.967.492	9,12
NETHERLANDS	3.721.571	3.294.655	-11,47	13.077.504	9.682.641	-25,96
FRANCE	3.102.566	2.920.398	-5,87	7.398.272	7.666.150	3,62
GERMANY, FED. REP. OF	9.532.538	7.926.344	-16,85	25.215.104	23.287.742	-7,64
AUSTRIA	179.724	22.505	-87,48	383.648	55.896	-85,43
BELGIUM	3.046.776	2.872.533	-5,72	9.615.019	10.054.922	4,58
SWITZERLAND	91.970	34.721	-62,25	303.038	161.398	-46,74
DENMARK	399.586	378.884	-5,18	1.337.950	1.804.011	34,83
NORWAY	165.880	139.489	-15,91	605.955	392.669	-35,2
SWEDEN	564.950	333.192	-41,02	1.437.456	1.033.887	-28,08
FINLAND	711.736	657.205	-7,66	1.915.794	1.890.275	-1,33
IRELAND	356.431	226.118	-36,56	860.095	484.947	-43,62
ITALY	4.714.247	3.810.974	-19,16	11.562.073	10.460.175	-9,53
SPAIN	4.406.584	2.865.014	-34,98	12.241.093	8.444.411	-31,02
PORTUGAL	457.359	428.577	-6,29	1.110.302	1.185.156	6,74
ICELAND	3.249	14.484	345,8	3.298	40.693	1133,87
GREECE	1.411.900	1.723.471	22,07	3.687.692	4.745.055	28,67
HUNGARY	246.308	184.478	-25,1	719.760	525.610	-26,97
POLAND	1.038.748	1.115.648	7,4	2.638.400	2.790.565	5,77
ROMANIA	283.773	498.863	75,8	697.879	1.265.573	81,35
BULGARIA	124.424	177.286	42,49	366.737	386.412	5,36
YUGOSLAVIA	23.459	17.305	-26,23	44.785	47.246	5,5
ARMENIA	3.300	0	-100	5.318	0	-100
BELARUS	7.937	0	-100	24.101	0	-100
KAZAKHSTAN	31.718	23.245	-26,71	63.876	68.416	7,11
KYRGYZSTAN	2.196	0	-100	4.974	0	-100
UKRAINE	463.431	679.161	46,55	1.185.077	2.013.981	69,95
UZBEKISTAN	8.247	2.665	-67,69	29.318	4.086	-86,06
LITHUANIA	23.198	83.850	261,45	65.180	206.883	217,4
LATVIA	170.054	249.575	46,76	430.909	728.852	69,14
ESTONIA	75.588	73.201	-3,16	161.971	341.438	110,8
GEORGIA	6.683	21.880	227,4	17.905	42.414	136,88

TABEL 5. PERKEMBANGAN EKSPOR INDONESIA MENURUT KOMODITI DAN NEGARA TUJUAN

JENIS BARANG	BERAT BERSIH (KG)		PERUB	NILAI FOB (US \$)		PERUB
	JAN-JUL 2007	JAN-JUL 2008	%	JAN-JUL 2007	JAN-JUL 2008	%
(1)	(2)	(3)	(4)	(5)	(6)	(7)
CROATIA	199.160	130.614	-34,42	480.588	311.374	-35,21
BOSNIA AND HERZEGOVINA	0	232	-	0	940	-
MALTA	14.869	10.995	-26,05	95.057	40.674	-57,21
SLOVAKIA	36.845	261.999	611,08	275.825	65.622	-76,21
SLOVENIA	265.742	287.379	8,14	613.197	699.821	14,13
CZECH REPUBLIC	101.221	68.352	-32,47	219.981	155.397	-29,36
REP. OF MACEDONIA	3.900	3.813	-2,23	12.805	11.935	-6,79
RUSSIA FEDERATION	826.246	911.554	10,32	2.898.794	3.572.933	23,26
-DARI BAHAN LAINNYA	458.456.292	419.804.315	-8,43	980.765.819	1.001.482.913	2,11
JAPAN	51.698.257	53.256.139	3,01	85.415.369	94.381.083	10,5
HONG KONG	802.931	471.013	-41,34	1.684.555	1.602.485	-4,87
KOREA, DEMOCRATIC PEOPLE'S REI	0	13.357	-	0	11.656	-
KOREA, REPUBLIC OF	8.929.235	8.179.229	-8,4	17.667.023	16.931.721	-4,16
TAIWAN	5.475.091	5.728.790	4,63	10.094.974	13.614.608	34,87
CHINA	2.686.426	2.791.571	3,91	3.204.640	4.265.836	33,11
MONGOLIA	0	9.148	-	0	15.739	-
MACAU	47.467	27.801	-41,43	462.637	90.116	-80,52
PAPUA NEW GUINEA	10.143	15.727	55,05	10.979	27.460	150,11
THAILAND	309.219	411.105	32,95	594.607	1.073.365	80,52
SINGAPORE	7.412.655	4.055.145	-45,29	9.505.768	9.066.678	-4,62
PHILIPPINES	1.243.375	1.239.072	-0,35	1.191.893	1.364.896	14,51
MALAYSIA	13.332.656	15.973.699	19,81	15.241.729	18.233.679	19,63
MYANMAR (FORM. BURMA)	384	725	88,8	9.801	17.573	79,3
CAMBODIA	12.010	5.628	-53,14	86.364	33.851	-60,8
BRUNEI DARUSSALAM	190.416	209.471	10,01	139.347	321.815	130,95
VIET NAM	155.846	240.122	54,08	318.930	849.062	166,22
MALDIVES	804.444	996.585	23,88	1.520.166	2.255.777	48,39
INDIA	1.526.779	1.366.710	-10,48	2.140.336	2.066.326	-3,46
PAKISTAN	10.117	144.094	1324,28	13.313	116.187	772,73
BANGLADESH	24.856	5.245	-78,9	32.436	17.845	-44,98
SRI LANKA	287.242	406.086	41,37	280.294	343.240	22,46
AFGHANISTAN	77.316	20.276	-73,78	62.530	18.215	-70,87
IRAN (ISLAMIC REPUBLIC OF)	166.692	312.029	87,19	443.299	803.448	81,24
SAUDI ARABIA	1.643.969	2.082.687	26,69	1.778.262	2.383.125	34,01
ISRAEL	33.417	1.054.548	3055,72	45.688	2.196.539	4707,69
KUWAIT	991.709	1.308.789	31,97	1.411.245	1.766.550	25,18
JORDAN	389.983	263.966	-32,31	597.400	529.466	-11,37
LEBANON	652.080	701.653	7,6	1.002.098	1.292.691	29
YEMEN	435.482	439.467	0,92	495.434	490.868	-0,92
OMAN	332.048	298.882	-9,99	290.445	293.906	1,19
SYRIA ARAB REPUBLIC	17.579	121.549	591,44	51.490	389.413	656,29
TURKEY	2.123.574	1.594.066	-24,93	5.149.559	5.632.059	9,37
UNITED ARAB EMIRATES	27.719.969	33.223.214	19,85	19.365.429	24.955.433	28,87
QATAR	208.128	331.184	59,13	324.869	674.768	107,7
BAHRAIN	462.444	464.359	0,41	741.026	708.252	-4,42
CYPRUS	409.085	371.524	-9,18	1.123.513	1.523.401	35,59
EGYPT	726.566	733.854	1	883.854	1.325.751	50
LIBYAN ARAB JAMAHIRIYA	219.181	209.246	-4,53	174.542	215.441	23,43
MOROCCO	759.822	554.634	-27	853.774	832.054	-2,54
TUNISIA	48.703	39.617	-18,66	237.019	268.136	13,13
ALGERIA	116.264	144.141	23,98	134.692	160.286	19
SUDAN	371.943	227.208	-38,91	363.041	289.524	-20,25
NAMIBIA	45.455	121.975	168,34	54.029	113.322	109,74
ETHIOPIA	298.914	50.039	-83,26	288.076	55.352	-80,79
TANZANIA, UNITED REPUBLIC OF	548.313	565.609	3,15	559.754	576.359	2,97
MADAGASCAR	139.218	26.680	-80,84	183.706	51.679	-71,87
KENYA	266.280	383.180	43,9	227.945	395.225	73,39
REUNION	1.307.033	3.434.230	162,75	2.195.234	4.166.499	89,8
MOZAMBIQUE	105.736	39.438	-62,7	164.020	73.286	-55,32
BOTSWANA	0	23.654	-	0	24.933	-
EQUATORIAL GUINEA	43.489	33.165	-23,74	29.273	33.618	14,84
TOGO	12.310	13.094	6,37	9.331	10.208	9,4
GHANA	159.282	162.421	1,97	212.043	226.935	7,02
ANGOLA	321.050	273.951	-14,67	311.952	217.696	-30,21
CONGO	55.890	114.931	105,64	57.696	160.812	178,72
CAMEROON	12.650	201.588	1493,58	5.695	179.101	3044,88
NIGERIA	64.504	98.520	52,73	89.790	194.037	116,1
SIERRA LEONE	0	8.000	-	0	7.549	-
GABON	89.479	49.521	-44,66	134.614	73.517	-45,39
COTE D'IVOIRE	119.433	119.392	-0,03	129.099	127.657	-1,12
SENEGAL	17.172	55.377	222,48	29.226	139.848	378,51
MAURITANIA	69.848	0	-100	139.875	0	-100
MALI	16.067	31.441	95,69	22.649	88.036	288,7
BENIN	377.046	292.126	-22,52	418.982	345.073	-17,64
BURKINA FASO	5.836	0	-100	11.990	0	-100
GAMBIA	5.836	0	-100	11.990	0	-100
U.S. VIRGIN ISLANDS	70.598	82.042	16,21	121.438	140.554	15,74

TABEL 5. PERKEMBANGAN EKSPOR INDONESIA MENURUT KOMODITI DAN NEGARA TUJUAN

JENIS BARANG	BERAT BERSIH (KG)		PERUB %	NILAI FOB (US \$)		PERUB %
	JAN-JUL 2007	JAN-JUL 2008		JAN-JUL 2007	JAN-JUL 2008	
(1)	(2)	(3)	(4)	(5)	(6)	(7)
SEYCHELLES	80.638	143.061	77,41	106.558	468.482	339,65
UGANDA	30.230	9.147	-69,74	49.405	13.910	-71,84
NIGER	0	6.179	-	0	10.667	-
DJIBOUTI	528.529	599.683	13,46	341.192	371.252	8,81
SAO TOME AND PRINCIPE	0	3.805	-	0	4.089	-
SWAZILAND	0	5.270	-	0	8.143	-
SOUTH AFRICA	3.507.644	3.059.778	-12,77	6.165.704	5.326.175	-13,62
ZAMBIA	23.076	35.172	52,42	25.304	41.434	63,74
MAURITIUS	334.811	561.610	67,74	608.922	1.925.373	216,19
RWANDA	73.338	68.059	-7,2	73.260	75.270	2,74
VIRGIN ISLANDS (BRITISH)	16.385	23.059	40,73	55.843	63.619	13,92
AUSTRALIA	17.290.253	15.990.160	-7,52	26.883.292	29.888.477	11,18
NEW ZEALAND	1.339.001	1.293.138	-3,43	2.708.595	2.809.844	3,74
MICRONESIA, FEDERATED STATES (0	377	-	0	1.925	-
GUAM	67.872	34.403	-49,31	84.925	73.289	-13,7
PALAU	75	0	-100	84	0	-100
NEW CALEDONIA	580.566	580.924	0,06	948.910	1.068.755	12,63
NORTHERN MARIANA ISLANDS	9.341	0	-100	32.618	0	-100
SAINT VINCENT AND THE GRENADIN	35.697	47.336	32,6	105.848	129.568	22,41
VANUATU	36.640	26.245	-28,37	74.918	59.809	-20,17
WALLIS AND FUTUNA ISLANDS	12.542	14.086	12,31	17.236	23.986	39,16
AMERICAN SAMOA	8.696	0	-100	70.435	0	-100
COOK ISLANDS	34.568	1.799	-94,8	89.476	28.799	-67,81
FIJI	76.891	133.056	73,04	128.646	512.483	298,37
SAMOA	10.791	2.505	-76,79	10.837	4.777	-55,92
SOLOMON ISLANDS	50	6.824	13548	665	19.048	2764,36
TONGA	631	13.339	2013,95	779	11.809	1415,92
EAST TIMOR	27.701	102.121	268,65	83.712	79.270	-5,31
UNITED STATES	112.524.378	96.855.671	-13,92	322.832.168	305.356.094	-5,41
CANADA	6.426.294	6.833.585	6,34	15.372.660	18.267.094	18,83
MEXICO	922.233	764.588	-17,09	2.062.272	2.170.942	5,27
GUATEMALA	83.997	100.352	19,47	151.637	157.050	3,57
HONDURAS	22.318	40.276	80,46	20.575	43.866	113,2
NICARAGUA	6.310	10.803	71,2	4.732	23.110	388,38
PANAMA	587.665	637.691	8,51	1.214.801	994.650	-18,12
CUBA	0	5.912	-	0	14.039	-
SURINAME	116.182	111.441	-4,08	142.481	210.601	47,81
CHILE	189.987	184.403	-2,94	296.100	415.826	40,43
VENEZUELA	135.148	110.770	-18,04	303.724	215.689	-28,99
ARGENTINA	418.415	566.338	35,35	994.024	1.123.798	13,06
BRAZIL	229.731	250.303	8,95	519.345	545.834	5,1
COLOMBIA	118.784	149.595	25,94	190.469	276.367	45,1
BOLIVIA	26.932	0	-100	65.092	0	-100
URUGUAY	22.619	18.305	-19,07	96.188	40.997	-57,38
PARAGUAY	2.169	0	-100	2.044	0	-100
ECUADOR	82.451	23.084	-72	167.782	147.027	-12,37
PERU	25.039	40.207	60,58	28.518	131.771	362,06
GUYANA	3.039	2.852	-6,15	10.387	3.823	-63,19
TRINIDAD AND TOBAGO	21.115	97.762	363	59.866	190.305	217,88
BAHAMAS	71.618	39.055	-45,47	211.461	61.625	-70,86
JAMAICA	163.229	152.829	-6,37	253.316	414.152	63,49
PUERTO RICO	566.333	621.002	9,65	1.172.958	1.357.818	15,76
BELIZE	540	341	-36,85	1.603	955	-40,42
DOMINICAN REPUBLIC	439.494	752.841	71,3	769.020	1.779.133	131,35
EL SALVADOR	9.111	14.232	56,21	17.643	31.444	78,22
COSTA RICA	150.912	126.146	-16,41	255.711	281.001	9,89
HAITI	0	9.200	-	0	24.578	-
BARBADOS	49.203	65.283	32,68	70.119	145.000	106,79
ANTIGUA AND BARBUDA	32.098	5.538	-82,75	70.017	35.021	-49,98
ANGUILLA	20.545	17.355	-15,53	54.130	33.203	-38,66
ARUBA	140.422	105.036	-25,2	327.747	208.064	-36,52
BERMUDA	16.125	19.446	20,6	60.167	65.911	9,55
CAYMAN ISLANDS	54.120	17.734	-67,23	125.036	53.379	-57,31
DOMINICA	12.625	15.167	20,13	24.415	29.996	22,86
FALKLAND ISLANDS (MALVINAS)	1.859	0	-100	2.427	0	-100
FRENCH GUIANA	78.264	113.775	45,37	191.307	243.272	27,16
FRENCH POLYNESIA	678.059	526.046	-22,42	1.381.944	1.093.258	-20,89
GRENADA	12.709	13.979	9,99	13.148	36.304	176,12
MARTINIQUE	205.717	423.629	105,93	463.925	832.191	79,38
NETHERLANDS ANTILLES	246.048	367.150	49,22	508.397	922.019	81,36
NORFOLK ISLANDS	33	22.091	66842,42	186	48.297	25866,13
SAINT LUCIA	22.325	6.120	-72,59	35.228	26.873	-23,72
TURKS AND CAICOS ISLANDS	9.545	42.175	341,85	42.580	80.307	88,6
GUADELOUPE	184.820	351.813	90,35	451.223	842.733	86,77
SAINT KITTS AND NEVIS	0	5.555	-	0	20.439	-
UNITED KINGDOM	30.668.691	16.871.864	-44,99	57.765.750	51.641.003	-10,6
NETHERLANDS	27.714.617	25.784.413	-6,96	69.774.911	75.889.185	8,76
FRANCE	23.738.298	22.535.515	-5,07	54.695.104	59.814.898	9,36

TABEL 5. PERKEMBANGAN EKSPOR INDONESIA MENURUT KOMODITI DAN NEGARA TUJUAN

JENIS BARANG	BERAT BERSIH (KG)		PERUB	NILAI FOB (US \$)		PERUB
	JAN-JUL 2007	JAN-JUL 2008	%	JAN-JUL 2007	JAN-JUL 2008	%
(1)	(2)	(3)	(4)	(5)	(6)	(7)
GERMANY, FED. REP. OF	17.171.509	11.707.213	-31,82	40.199.006	35.708.354	-11,17
AUSTRIA	410.010	206.882	-49,54	1.250.356	788.987	-36,9
BELGIUM	16.421.537	16.006.182	-2,53	47.559.918	49.784.773	4,68
SWITZERLAND	520.669	389.426	-25,21	1.174.277	1.855.322	58
LUXEMBOURG	6.428	4.000	-37,77	19.162	8.656	-54,83
GIBRALTAR	0	3.799	-	0	15.593	-
DENMARK	4.402.508	4.062.953	-7,71	15.711.439	16.588.713	5,58
NORWAY	2.479.100	1.439.186	-41,95	5.764.778	4.020.748	-30,25
SWEDEN	3.787.162	2.404.744	-36,5	10.119.299	7.510.920	-25,78
FINLAND	1.185.555	1.257.424	6,06	3.653.443	4.762.506	30,36
IRELAND	3.412.349	2.229.173	-34,67	7.396.270	5.630.514	-23,87
ITALY	12.906.666	10.616.332	-17,75	29.485.388	28.255.946	-4,17
SPAIN	18.098.779	13.715.174	-24,22	36.874.274	32.170.783	-12,76
PORTUGAL	1.763.617	2.735.322	55,1	2.802.381	4.016.116	43,31
ICELAND	128.491	88.590	-31,05	227.911	227.729	-0,08
GREECE	3.102.777	2.586.524	-16,64	7.046.222	6.804.531	-3,43
VATICAN CITY STATE (HOLY SEE)	775	0	-100	150	0	-100
ANDORRA	0	3.378	-	0	1.552	-
DEMOCRATIC REPUBLIC OF THE CO	178.119	75.557	-57,58	198.267	66.031	-66,7
HUNGARY	244.115	202.641	-16,99	465.660	373.584	-19,77
POLAND	736.112	887.202	20,53	1.429.966	1.997.253	39,67
ROMANIA	135.584	292.156	115,48	231.137	403.674	74,65
BULGARIA	202.621	209.510	3,4	344.904	433.142	25,58
YUGOSLAVIA	35.696	55.958	56,76	60.483	109.106	80,39
ALBANIA	6.237	23.569	277,89	3.550	84.585	2282,68
ARMENIA	19.981	262.189	1212,19	22.837	349.405	1430
AZERBAIJAN	164	11.385	6842,07	1.645	47.517	2788,57
BELARUS	936	0	-100	3.300	0	-100
KAZAKHSTAN	3.730	404	-89,17	11.660	2.349	-79,85
UKRAINE	448.924	299.885	-33,2	1.006.071	752.087	-25,25
UZBEKISTAN	1.192	0	-100	6.830	0	-100
LITHUANIA	42.527	131.201	208,51	114.410	449.425	292,82
LATVIA	193.892	545.033	181,1	497.719	1.098.230	120,65
ESTONIA	158.137	249.439	57,74	367.216	1.244.863	239
GEORGIA	20.624	54.843	165,92	63.004	127.382	102,18
CROATIA	428.117	549.665	28,39	886.918	935.737	5,5
BOSNIA AND HERZEGOVINA	3.527	2.164	-38,64	8.913	6.754	-24,22
MALTA	163.910	115.941	-29,27	438.163	318.908	-27,22
SLOVAKIA	131.288	106.170	-19,13	120.344	139.927	16,27
SLOVENIA	356.002	342.673	-3,74	531.447	923.038	73,68
CZECH REPUBLIC	329.856	456.369	38,35	1.177.509	1.465.338	24,44
REP. OF MACEDONIA	1.599	0	-100	4.010	0	-100
RUSSIA FEDERATION	420.396	659.926	56,98	991.303	1.790.020	80,57
-AN ORGANIK	1.044.719.385	3.632.865.904	247,74	288.030.519	470.741.993	63,43
JAPAN	108.336.758	166.823.750	53,99	32.383.206	54.020.923	66,82
HONG KONG	494.661	296.538	-40,05	98.855	148.530	50,25
KOREA, REPUBLIC OF	205.858.846	312.031.924	51,58	56.208.794	101.008.837	79,7
TAIWAN	222.515.028	287.874.826	29,37	61.540.385	100.500.386	63,31
CHINA	58.924.725	2.483.157.087	4114,12	19.225.455	79.709.574	314,6
PAPUA NEW GUINEA	48.140	49.999	3,86	11.855	9.848	-16,93
THAILAND	59.307.719	92.806.959	56,48	15.789.391	30.527.005	93,34
SINGAPORE	23.375.580	22.984.494	-1,67	8.174.495	7.998.687	-2,15
PHILIPPINES	62.383.790	53.009.847	-15,03	16.260.691	16.767.605	3,12
MALAYSIA	52.660.965	48.618.915	-7,68	14.809.075	19.876.847	34,22
MYANMAR (FORM. BURMA)	360.000	278.000	-22,78	152.979	91.051	-40,48
BRUNEI DARUSSALAM	3.850.050	4.919.200	27,77	740.773	950.981	28,38
NEPAL	20.000	0	-100	8.730	0	-100
VIET NAM	28.244.925	36.725.192	30,02	9.237.925	15.991.178	73,1
MALDIVES	18.977	301	-98,41	6.908	105	-98,48
INDIA	124.016.875	34.842.212	-71,91	32.335.785	10.568.057	-67,32
PAKISTAN	1.995.508	2.509.823	25,77	546.099	933.554	70,95
BANGLADESH	7.717.833	7.290.130	-5,54	1.345.547	1.348.950	0,25
SRI LANKA	3.668.432	5.432.599	48,09	1.084.587	1.202.908	10,91
IRAN (ISLAMIC REPUBLIC OF)	200.000	100.000	-50	182.000	114.000	-37,36
SAUDI ARABIA	708.114	410.740	-42	480.341	598.953	24,69
OMAN	6	0	-100	1.400	0	-100
TURKEY	169.107	774.106	357,76	56.451	212.276	276,04
UNITED ARAB EMIRATES	78.948	1.038.937	1215,98	85.300	1.584.384	1757,43
QATAR	0	21.900	-	0	8.450	-
BAHRAIN	15.980	700.200	4281,73	25.700	873.808	3300,03
EGYPT	1.132.100	2.044.500	80,59	100.470	311.890	210,43
SUDAN	193.050	107.250	-44,44	34.492	24.668	-28,48
TANZANIA, UNITED REPUBLIC OF	2.501.116	4.300.000	71,92	238.155	525.750	120,76
MADAGASCAR	572.000	321.500	-43,79	71.976	61.175	-15,01
KENYA	2.749.000	3.710.000	34,96	265.490	447.590	68,59
GUINEA	72.000	0	-100	31.680	0	-100
NIGERIA	118.654	328.648	176,98	129.075	377.513	192,48

TABEL 5. PERKEMBANGAN EKSPOR INDONESIA MENURUT KOMODITI DAN NEGARA TUJUAN

JENIS BARANG	BERAT BERSIH (KG)		PERUB %	NILAI FOB (US \$)		PERUB %
	JAN-JUL 2007	JAN-JUL 2008		JAN-JUL 2007	JAN-JUL 2008	
(1)	(2)	(3)	(4)	(5)	(6)	(7)
BENIN	448	0	-100	300	0	-100
SOUTH AFRICA	480.259	459.020	-4,42	293.552	238.473	-18,76
MAURITIUS	2.837.287	1.148.576	-59,52	308.851	156.932	-49,19
AUSTRALIA	46.586.218	30.160.175	-35,26	10.878.161	12.202.084	12,17
NEW ZEALAND	595.021	1.147.184	92,8	484.194	1.289.655	166,35
NEW CALEDONIA	0	410	-	0	1.950	-
FIJI	0	2.025.000	-	0	394.875	-
EAST TIMOR	20	11.447	57135	8	6.720	83900
UNITED STATES	17.771.660	20.392.141	14,75	2.120.797	6.098.394	187,55
CANADA	105.000	181.290	72,66	74.750	140.234	87,6
MEXICO	40.000	0	-100	13.000	0	-100
BRAZIL	1	0	-100	2	0	-100
HAITI	1.396	0	-100	5.573	0	-100
UNITED KINGDOM	474.019	567.230	19,66	159.814	406.626	154,44
NETHERLANDS	142.005	150.200	5,77	74.367	130.685	75,73
FRANCE	491.102	388.041	-20,99	198.765	342.678	72,4
GERMANY, FED. REP. OF	832.174	341.297	-58,99	578.757	326.572	-43,57
AUSTRIA	1.000	21	-97,9	500	300	-40
BELGIUM	461.180	327.123	-29,07	154.540	305.042	97,39
DENMARK	40.000	100.000	150	14.000	95.300	580,71
SWEDEN	104.779	40.000	-61,82	73.881	43.000	-41,8
FINLAND	260.302	178.212	-31,54	101.635	184.852	81,88
IRELAND	0	40.000	-	0	42.400	-
ITALY	846.856	748.000	-11,67	530.335	544.078	2,59
SPAIN	206.497	382.000	84,99	72.563	391.995	440,21
PORTUGAL	22.000	0	-100	7.348	0	-100
GREECE	9.140	0	-100	182.001	0	-100
DEMOCRATIC REPUBLIC OF THE CO	40.000	0	-100	16.990	0	-100
POLAND	22.000	373.000	1595,45	7.348	349.795	4660,41
BULGARIA	0	20.000	-	0	9.600	-
KAZAKHSTAN	0	15.960	-	0	16.000	-
LITHUANIA	40.000	40.000	0	13.740	34.230	149,13
SLOVAKIA	0	120.000	-	0	194.040	-
CZECH REPUBLIC	134	0	-100	682	0	-100
-ORGANIK	2.120.687.084	1.497.817.018	-29,37	1.538.512.552	1.208.180.270	-21,47
JAPAN	249.507.676	212.071.254	-15	111.806.840	103.793.940	-7,17
HONG KONG	13.065.988	6.849.854	-47,57	20.103.306	12.044.106	-40,09
KOREA, DEMOCRATIC PEOPLE'S REI	0	408.520	-	0	544.866	-
KOREA, REPUBLIC OF	105.577.399	99.369.738	-5,88	83.635.750	75.653.237	-9,54
TAIWAN	141.079.000	200.665.835	42,24	121.310.379	43.450.254	-64,18
CHINA	661.730.858	225.835.831	-65,87	338.696.403	209.305.956	-38,2
MACAU	9	31.640	351455,56	360	3.020	738,89
PAPUA NEW GUINEA	41.069	15.138	-63,14	51.328	29.455	-42,61
THAILAND	201.277.301	153.496.749	-23,74	194.810.761	118.972.985	-38,93
SINGAPORE	136.173.378	51.393.592	-62,26	131.558.161	55.577.683	-57,75
PHILIPPINES	21.591.271	37.019.832	71,46	14.545.484	23.352.578	60,55
MALAYSIA	223.890.223	214.820.229	-4,05	138.938.859	153.184.221	10,25
MYANMAR (FORM. BURMA)	1.012.410	592.982	-41,43	777.942	657.020	-15,54
CAMBODIA	1.649.256	1.379.910	-16,33	2.054.448	1.782.405	-13,24
BRUNEI DARUSSALAM	19.896	52.661	164,68	25.636	87.024	239,46
LAO PEOPLE'S DEMOCRATIC REPUB	690	0	-100	495	0	-100
NEPAL	45.000	112.517	150,04	41.900	106.610	154,44
VIET NAM	48.105.308	46.338.223	-3,67	43.058.730	51.209.890	18,93
MALDIVES	2.898	4.967	71,39	4.654	5.378	15,56
INDIA	58.874.961	34.654.651	-41,14	54.455.761	38.435.235	-29,42
PAKISTAN	9.679.783	3.864.496	-60,08	11.055.122	6.867.316	-37,88
BANGLADESH	2.232.926	4.459.574	99,72	2.049.962	5.223.224	154,8
SRI LANKA	1.359.846	2.783.899	104,72	1.547.718	3.597.713	132,45
IRAN (ISLAMIC REPUBLIC OF)	2.608.550	3.309.040	26,85	2.631.682	5.077.996	92,96
SAUDI ARABIA	7.152.273	4.324.469	-39,54	8.795.585	5.569.623	-36,68
ISRAEL	0	678.259	-	0	1.188.741	-
KUWAIT	63.591	24.148	-62,03	173.795	119.675	-31,14
JORDAN	703.088	371.098	-47,22	487.816	564.271	15,67
LEBANON	70.000	105.000	50	96.547	198.156	105,24
YEMEN	0	3.854	-	0	2.865	-
OMAN	11.513	19.660	70,76	49.168	51.698	5,15
SYRIA ARAB REPUBLIC	490.546	571.822	16,57	452.185	525.049	16,11
TURKEY	30.816.885	7.874.739	-74,45	28.332.430	11.394.945	-59,78
UNITED ARAB EMIRATES	641.188	6.873.745	972,03	944.390	10.057.643	964,99
QATAR	5.241.008	13.856	-99,74	5.671.551	45.665	-99,19
CYPRUS	17.500	34.999	99,99	25.117	53.816	114,26
EGYPT	1.125.295	2.506.738	122,76	1.057.655	2.959.193	179,79
LIBYAN ARAB JAMAHIRIYA	78	3.534	4430,77	64	18.655	29048,44
MOROCCO	341.599	43.200	-87,35	411.830	22.832	-94,46
TUNISIA	0	84.600	-	0	113.132	-
ALGERIA	37.500	386.150	929,73	92.881	464.683	400,3
SUDAN	106.212	222.283	109,28	68.416	810.040	1083,99

TABEL 5. PERKEMBANGAN EKSPOR INDONESIA MENURUT KOMODITI DAN NEGARA TUJUAN

JENIS BARANG	BERAT BERSIH (KG)		PERUB %	NILAI FOB (US \$)		PERUB %
	JAN-JUL 2007	JAN-JUL 2008		JAN-JUL 2007	JAN-JUL 2008	
(1)	(2)	(3)	(4)	(5)	(6)	(7)
TANZANIA, UNITED REPUBLIC OF	498.275	702.600	41,01	267.816	880.233	228,67
MADAGASCAR	58.149	62.400	7,31	75.252	93.264	23,94
KENYA	346.516	350.936	1,28	244.973	587.360	139,77
MOZAMBIQUE	20.000	100.000	400	13.800	160.400	1062,32
TOGO	0	21.600	-	0	11.872	-
GHANA	392.575	525.765	33,93	260.447	478.289	83,64
LIBERIA	0	23.392	-	0	34.929	-
GUINEA	1	0	-100	10	0	-100
ANGOLA	0	3.240.000	-	0	1.976.400	-
CAMEROON	21.600	121.600	462,96	10.212	174.024	1604,11
NIGERIA	9.514.846	13.789.756	44,93	5.477.655	16.651.769	203,99
SIERRA LEONE	106.142	88.450	-16,67	130.556	109.678	-15,99
COTE D'IVOIRE	126.400	1.111.451	779,31	61.504	1.136.813	1748,36
SENEGAL	2.941	0	-100	22.620	0	-100
BENIN	29.214	100.250	243,16	65.257	82.275	26,08
DJIBOUTI	88.000	0	-100	52.800	0	-100
SWAZILAND	1.725	426	-75,3	124.572	45.365	-63,58
SOUTH AFRICA	2.065.697	3.972.332	92,3	1.975.951	5.077.912	156,99
ZAMBIA	320.000	0	-100	187.900	0	-100
MALAWI	222.000	524.000	136,04	133.650	864.840	547,09
MAURITIUS	173.622	63.235	-63,58	190.736	88.813	-53,44
AUSTRALIA	14.052.429	13.454.496	-4,26	15.027.101	20.792.258	38,37
NEW ZEALAND	1.972.084	2.157.849	9,42	1.986.026	2.887.827	45,41
GUAM	0	15.618	-	0	22.197	-
NEW CALEDONIA	1.149	32	-97,21	1.370	144	-89,49
AMERICAN SAMOA	1.060	0	-100	1.513	0	-100
FIJI	244	0	-100	2.436	0	-100
SOLOMON ISLANDS	3.309	7.098	114,51	4.325	16.432	279,93
TONGA	0	34	-	0	27	-
EAST TIMOR	70.559	0	-100	139.217	0	-100
UNITED STATES	31.518.949	26.651.360	-15,44	33.458.042	48.552.382	45,11
CANADA	1.803.254	3.098.675	71,84	2.058.183	4.679.064	127,34
MEXICO	927.911	579.269	-37,57	1.747.020	1.199.015	-31,37
GUATEMALA	154.799	196.100	26,68	169.558	118.889	-29,88
PANAMA	0	22.000	-	0	46.570	-
CHILE	1.552.450	550.649	-64,53	1.514.093	411.129	-72,85
VENEZUELA	546.599	45.600	-91,66	725.153	86.304	-88,1
ARGENTINA	1.338.658	1.095.060	-18,2	1.425.823	1.597.101	12,01
BRAZIL	3.207.900	3.161.145	-1,46	3.247.083	4.187.385	28,96
COLOMBIA	1.520.468	522.455	-65,64	1.981.578	1.039.046	-47,56
BOLIVIA	0	39.000	-	0	112.575	-
URUGUAY	88.500	45.200	-48,93	311.893	410.958	31,76
PARAGUAY	60.000	86.400	44	35.174	48.325	37,39
ECUADOR	35.000	18.000	-48,57	44.680	20.520	-54,07
PERU	850.400	296.200	-65,17	942.102	412.151	-56,25
TRINIDAD AND TOBAGO	0	174	-	0	1.375	-
JAMAICA	25.975	14.837	-42,88	23.366	23.902	2,29
PUERTO RICO	500	0	-100	26.340	0	-100
DOMINICAN REPUBLIC	122.499	18.000	-85,31	152.373	35.608	-76,63
EL SALVADOR	0	22.300	-	0	50.706	-
COSTA RICA	87.506	600	-99,31	117.589	4.288	-96,35
DOMINICA	21.600	21.600	0	9.878	11.818	19,64
GRENADA	0	84.000	-	0	90.750	-
UNITED KINGDOM	7.162.808	5.028.655	-29,79	7.894.051	8.178.625	3,6
NETHERLANDS	19.438.432	29.771.388	53,16	23.740.971	42.082.705	77,26
FRANCE	1.943.772	1.080.092	-44,43	2.665.715	1.938.434	-27,28
GERMANY, FED. REP. OF	12.385.238	9.105.546	-26,48	18.029.158	17.245.639	-4,35
AUSTRIA	0	332	-	0	16.504	-
BELGIUM	37.018.596	20.766.325	-43,9	46.565.350	35.288.234	-24,22
SWITZERLAND	196.512	219.005	11,45	528.502	526.951	-0,29
DENMARK	40.000	1.091.820	2629,55	76.314	960.415	1158,5
NORWAY	132.575	140.374	5,88	177.883	167.235	-5,99
SWEDEN	920.000	840.539	-8,64	1.164.809	1.298.576	11,48
FINLAND	1.134.347	1.525.500	34,48	1.543.364	2.102.628	36,24
IRELAND	53.336	133.800	150,86	667.522	688.732	3,18
ITALY	14.031.235	3.756.246	-73,23	13.486.336	5.544.627	-58,89
SPAIN	13.062.861	6.985.495	-46,52	13.251.624	9.757.804	-26,37
PORTUGAL	826.343	449.998	-45,54	833.667	661.743	-20,62
GREECE	391.244	2.505.058	540,28	450.607	3.049.484	576,75
DEMOCRATIC REPUBLIC OF THE CO	206.601	254.562	23,21	331.918	388.131	16,94
HUNGARY	100.548	29.400	-70,76	231.359	68.062	-70,58
POLAND	2.502.499	3.541.000	41,5	3.010.111	4.895.266	62,63
ROMANIA	105.000	59.596	-43,24	136.393	92.399	-32,26
BULGARIA	266.763	187.473	-29,72	239.207	394.349	64,86
YUGOSLAVIA	0	21.600	-	0	12.312	-
BELARUS	0	19.980	-	0	10.989	-
TAJKISTAN	0	10.000	-	0	23.700	-
TURKMENISTAN	0	50.750	-	0	242.278	-

TABEL 5. PERKEMBANGAN EKSPOR INDONESIA MENURUT KOMODITI DAN NEGARA TUJUAN

JENIS BARANG	BERAT BERSIH (KG)		PERUB	NILAI FOB (US \$)		PERUB
	JAN-JUL 2007	JAN-JUL 2008	%	JAN-JUL 2007	JAN-JUL 2008	%
(1)	(2)	(3)	(4)	(5)	(6)	(7)
UKRAINE	274.317	432.650	57,72	419.177	833.888	98,93
LITHUANIA	189.980	717.479	277,66	263.764	1.290.792	389,37
LATVIA	52.500	35.000	-33,33	69.841	57.560	-17,58
ESTONIA	78.000	234.396	200,51	48.945	220.603	350,72
CROATIA	17.503	614	-96,49	22.865	1.500	-93,44
SLOVENIA	579.997	713.499	23,02	740.591	1.033.583	39,56
CZECH REPUBLIC	1.010.000	194.000	-80,79	1.120.065	278.125	-75,17
RUSSIA FEDERATION	6.270.600	7.239.616	15,45	6.533.705	10.392.621	59,06
-LAINNYA	771.413.217	132.308.383	-82,85	329.731.563	117.380.908	-64,4
JAPAN	52.207.633	9.036.658	-82,69	27.460.227	8.177.804	-70,22
HONG KONG	132.640	341.045	157,12	226.005	465.185	105,83
KOREA, REPUBLIC OF	85.042.317	44.037.532	-48,22	52.321.874	40.883.373	-21,86
TAIWAN	48.891.217	431.813	-99,12	23.947.404	664.154	-97,23
CHINA	55.655.587	697.394	-98,75	28.669.371	894.895	-96,88
THAILAND	30.783.294	35.882.780	16,57	15.970.982	32.155.124	101,33
SINGAPORE	474.721.834	22.470.876	-95,27	172.794.213	18.840.246	-89,1
PHILIPPINES	614.985	795.037	29,28	690.739	894.716	29,53
MALAYSIA	22.530.334	13.209.209	-41,37	6.727.363	9.750.051	44,93
MYANMAR (FORM. BURMA)	619.662	0	-100	609.403	0	-100
CAMBODIA	227	0	-100	1.893	0	-100
BRUNEI DARUSSALAM	16.541	17.014	2,86	17.041	18.440	8,21
VIET NAM	33.419	35.813	7,16	48.307	116.854	141,9
MALDIVES	0	311	-	0	239	-
INDIA	1.577	3.796	140,71	4.463	14.580	226,69
PAKISTAN	3.941	2.298	-41,69	13.383	8.889	-33,58
BANGLADESH	48.000	47.999	0	80.900	80.840	-0,07
SRI LANKA	12.433	8.184	-34,18	29.279	18.853	-35,61
LEBANON	0	29.316	-	0	47.471	-
TURKEY	0	14.136	-	0	19.543	-
UNITED ARAB EMIRATES	1.909	288	-84,91	10.145	1.073	-89,42
SUDAN	369	0	-100	850	0	-100
AUSTRALIA	1.826	232.517	12633,68	14.965	314.499	2001,56
NEW ZEALAND	33.690	2.862	-91,5	40.145	9.646	-75,97
FIJI	0	324	-	0	1.318	-
UNITED STATES	58.366	5.010.733	8485,02	49.032	3.980.087	8017,33
CANADA	0	28	-	0	91	-
UNITED KINGDOM	1.401	0	-100	3.324	0	-100
NETHERLANDS	3	1	-66,67	3	2	-33,33
FRANCE	0	11	-	0	70	-
GERMANY, FED. REP. OF	12	403	3258,33	252	22.535	8842,46
ITALY	0	5	-	0	330	-
PUPUK	319.507.420	137.825.914	-56,86	92.517.786	67.328.920	-27,23
JAPAN	22.356.132	23.645.200	5,77	2.893.629	3.421.237	18,23
HONG KONG	268	374	39,55	413	2.416	484,99
KOREA, REPUBLIC OF	503.289	980.070	94,73	71.453	103.134	44,34
TAIWAN	457.768	725.578	58,5	71.028	150.292	111,6
CHINA	129.497	68.758	-46,9	22.655	64.720	185,68
THAILAND	63.017.112	27.662.046	-56,1	18.883.048	20.120.642	6,55
SINGAPORE	374.800	360.946	-3,7	54.311	46.767	-13,89
PHILIPPINES	94.368.884	19.310.615	-79,54	28.758.397	10.358.740	-63,98
MALAYSIA	55.385.275	28.689.642	-48,2	17.887.888	18.401.048	2,87
MYANMAR (FORM. BURMA)	0	600.000	-	0	320.205	-
BRUNEI DARUSSALAM	1.000	60.631	5963,1	3.630	3.028	-16,58
LAO PEOPLE'S DEMOCRATIC REPUB	516	0	-100	370	0	-100
VIET NAM	580.000	2.600.000	348,28	50.200	331.475	560,31
MALDIVES	176	5.428	2984,09	232	4.132	1681,03
INDIA	42.200.000	100	-100	12.244.000	320	-100
BANGLADESH	0	3.000.000	-	0	970.500	-
SRI LANKA	34.430.000	0	-100	10.007.310	0	-100
JORDAN	0	66.000	-	0	47.520	-
OMAN	88.000	132.000	50	13.200	34.920	164,55
TURKEY	440.000	0	-100	127.600	0	-100
UNITED ARAB EMIRATES	300.000	285.799	-4,73	75.000	45.820	-38,91
EGYPT	0	60.000	-	0	39.855	-
MADAGASCAR	0	246.110	-	0	188.500	-
KENYA	921.212	690.000	-25,1	224.760	518.650	130,76
AUSTRALIA	3.239.525	5.164.287	59,41	652.830	1.789.770	174,16
NEW ZEALAND	44.000	606.340	1278,05	7.338	148.767	1927,35
UNITED STATES	240.050	21.159.809	8714,75	63.153	9.364.584	14728,41
BRAZIL	43.092	86.184	100	128.319	308.807	140,66
NETHERLANDS	42.800	20.000	-53,27	13.901	10.905	-21,55
FRANCE	44.000	682.000	1450	5.720	161.964	2731,54
BELGIUM	40.000	0	-100	117.200	0	-100
SWITZERLAND	24	0	-100	1	0	-100
SWEDEN	0	20.000	-	0	770	-
IRELAND	220.000	110.000	-50	33.000	21.450	-35

TABEL 5. PERKEMBANGAN EKSPOR INDONESIA MENURUT KOMODITI DAN NEGARA TUJUAN

JENIS BARANG	BERAT BERSIH (KG)		PERUB	NILAI FOB (US \$)		PERUB
	JAN-JUL 2007	JAN-JUL 2008	%	JAN-JUL 2007	JAN-JUL 2008	%
(1)	(2)	(3)	(4)	(5)	(6)	(7)
SPAIN	40.000	0	-100	107.200	0	-100
RUSSIA FEDERATION	0	787.997	-	0	347.982	-
PRODUK PHARMASI	6.173.999	6.926.047	12,18	92.848.863	109.207.680	17,62
JAPAN	80.145	114.583	42,97	5.610.592	7.908.600	40,96
HONG KONG	47.790	97.751	104,54	1.390.285	1.711.986	23,14
KOREA, REPUBLIC OF	56.386	86.284	53,02	11.905.339	14.949.562	25,57
TAIWAN	129.394	4.150	-96,79	281.561	149.227	-47
CHINA	34.412	50.054	45,46	2.263.420	897.005	-60,37
MONGOLIA	30.416	33.005	8,51	175.585	287.463	63,72
MACAU	41	1.053	2468,29	2.772	59.584	2049,49
PAPUA NEW GUINEA	4.498	6.100	35,62	57.798	74.870	29,54
THAILAND	357.123	696.168	94,94	14.647.764	9.233.989	-36,96
SINGAPORE	354.757	311.105	-12,3	4.098.304	2.838.396	-30,74
PHILIPPINES	559.892	1.056.494	88,7	7.741.493	12.003.045	55,05
MALAYSIA	913.775	901.674	-1,32	2.116.370	4.403.960	108,09
MYANMAR (FORM. BURMA)	323.664	662.338	104,64	1.854.509	3.132.788	68,93
CAMBODIA	63.222	109.628	73,4	1.341.000	1.746.928	30,27
BRUNEI DARUSSALAM	13.175	23.941	81,72	49.504	74.746	50,99
LAO PEOPLE'S DEMOCRATIC REPUB	592	1	-99,83	30.000	10	-99,97
NEPAL	1.908	3.355	75,84	261.770	461.052	76,13
VIET NAM	107.638	164.063	52,42	4.197.234	5.293.060	26,11
MALDIVES	30	0	-100	3.060	0	-100
INDIA	5.574	113.706	1939,94	9.494.117	14.360.768	51,26
PAKISTAN	109.118	80.298	-26,41	383.243	417.417	8,92
BANGLADESH	23.852	40.115	68,18	206.739	25.364	-87,73
SRI LANKA	1.385.620	342.311	-75,3	3.135.738	2.722.826	-13,17
AFGHANISTAN	5.975	61.002	920,95	176.693	296.586	67,85
SAUDI ARABIA	17.776	976	-94,51	19.824	1.370	-93,09
JORDAN	1.548	8.752	465,37	285.391	49.674	-82,59
LEBANON	6.525	140	-97,85	43.327	8.050	-81,42
YEMEN	21.691	2.549	-88,25	396.263	137.221	-65,37
SYRIA ARAB REPUBLIC	22	5	-77,27	274	154	-43,8
TURKEY	4.506	0	-100	690.000	0	-100
UNITED ARAB EMIRATES	6.978	11.608	66,35	69.542	99.342	42,85
BAHRAIN	438	605	38,13	4.076	12.192	199,12
EGYPT	4.172	5	-99,88	90.094	4	-100
LIBYAN ARAB JAMAHIRIYA	147	6.388	4245,58	22.800	22.139	-2,9
MOROCCO	1.480	592	-60	149.680	30.800	-79,42
ALGERIA	3.233	3.105	-3,96	732.150	816.500	11,52
SUDAN	1	0	-100	9	0	-100
ERITREA	592	0	-100	30.000	0	-100
ETHIOPIA	29	7.287	25027,59	1.024	379.071	36918,65
TANZANIA, UNITED REPUBLIC OF	960	5.517	474,69	11.030	5.257	-52,34
KENYA	1.652	3.537	114,1	147.045	206.384	40,35
EQUATORIAL GUINEA	120	14.436	11930	9.660	166.056	1619,01
TOGO	75.946	111.770	47,17	863.874	894.525	3,55
GHANA	104.075	27.436	-73,64	1.190.868	333.611	-71,99
LIBERIA	2.649	602	-77,27	157.650	31.339	-80,12
GUINEA	0	2.288	-	0	10.108	-
CAMEROON	1.127	4.109	264,6	57.105	641.089	1022,65
NIGERIA	927.652	687.180	-25,92	9.317.795	7.184.990	-22,89
GABON	6.089	30.626	402,97	69.850	347.814	397,94
COTE D'IVOIRE	15.180	7.138	-52,98	212.361	101.616	-52,15
SENEGAL	0	12.889	-	0	174.902	-
MAURITANIA	568	602	5,99	58.752	43.506	-25,95
MALI	0	6.289	-	0	327.173	-
BENIN	7.524	44.652	493,46	38.982	378.944	872,1
GUINEA BISSAU	126	0	-100	8.793	0	-100
SEYCHELLES	0	526	-	0	1.044	-
UGANDA	0	3.310	-	0	179.354	-
CENTRAL AFRICAN REPUBLIC	282	296	4,96	26.730	15.400	-42,39
NIGER	4.661	2.763	-40,72	342.750	220.277	-35,73
CHAD	96	13.748	14220,83	9.945	10.275	3,32
DJIBOUTI	104	0	-100	10.710	0	-100
SAO TOME AND PRINCIPE	0	49	-	0	4.121	-
SOUTH AFRICA	16.851	9.626	-42,88	326.356	240.824	-26,21
ZIMBABWE	2.587	4.360	68,53	267.903	248.676	-7,18
ZAMBIA	567	1.164	105,29	28.725	60.561	110,83
MALAWI	0	7.431	-	0	480.172	-
BURUNDI	0	840	-	0	48.300	-
MAURITIUS	620	1.819	193,39	9.873	21.286	115,6
AUSTRALIA	26.143	280.273	972,08	3.373.659	5.992.696	77,63
NEW ZEALAND	0	69.309	-	0	719.110	-
AMERICAN SAMOA	6.093	0	-100	10.032	0	-100
COOK ISLANDS	0	7.003	-	0	8.227	-
FIJI	1.227	302	-75,39	8.457	3.379	-60,04
SAMOA	245	0	-100	14.524	0	-100

TABEL 5. PERKEMBANGAN EKSPOR INDONESIA MENURUT KOMODITI DAN NEGARA TUJUAN

JENIS BARANG	BERAT BERSIH (KG)		PERUB	NILAI FOB (US \$)		PERUB
	JAN-JUL 2007	JAN-JUL 2008	%	JAN-JUL 2007	JAN-JUL 2008	%
(1)	(2)	(3)	(4)	(5)	(6)	(7)
EAST TIMOR	0	30.753	-	0	133.065	-
UNITED STATES	184.402	228.154	23,73	155.975	152.587	-2,17
CANADA	49.398	7.502	-84,81	42.976	20.000	-53,46
MEXICO	123	2.187	1678,05	351.525	777.688	121,23
PANAMA	552	0	-100	38.714	0	-100
SURINAME	7.484	608	-91,88	69.368	1.034	-98,51
URUGUAY	500	0	-100	128.250	0	-100
ECUADOR	7.284	17.013	133,57	93.514	353.365	277,87
BARBADOS	0	98	-	0	133	-
CAPE VERDE	80	52	-35	8.262	5.460	-33,91
UNITED KINGDOM	16.372	15.636	-4,5	474.465	342.499	-27,81
NETHERLANDS	7.892	7.910	0,23	390.548	126.223	-67,68
FRANCE	3.041	56.439	1755,94	95.885	794.872	728,98
GERMANY, FED. REP. OF	5.573	56.616	915,9	164.744	803.876	387,95
AUSTRIA	8	2.657	33112,5	210	85.890	40800
BELGIUM	5.147	82.097	1495,05	69.140	591.178	755,04
SWITZERLAND	1	8.412	841100	120	25.939	21515,83
DENMARK	0	106	-	0	18.963	-
NORWAY	321	211	-34,27	15.890	14.443	-9,11
SWEDEN	230	2.634	1045,22	6.718	17.898	166,42
FINLAND	107	12	-88,79	6.905	10	-99,86
ITALY	753	106	-85,92	85.040	20	-99,98
SPAIN	137	6	-95,62	20	1	-95
PORTUGAL	0	1.752	-	0	1.882	-
GREECE	0	1.717	-	0	23.951	-
DEMOCRATIC REPUBLIC OF THE CO	0	1.073	-	0	178.000	-
POLAND	0	32.192	-	0	510.068	-
ROMANIA	1.940	2.647	36,44	22.701	262.486	1056,28
TAJKIKISTAN	0	180	-	0	8.701	-
TURKMENISTAN	249	296	18,88	25.704	31.200	21,38
UZBEKISTAN	1.126	3.690	227,71	69.416	208.483	200,34
RUSSIA FEDERATION	0	210	-	0	11.000	-
KULIT DAN BARANG DARI KULIT	7.147.757	7.016.509	-1,84	131.006.615	141.807.647	8,24
JAPAN	132.137	147.381	11,54	3.729.698	3.170.725	-14,99
HONG KONG	1.134.558	1.419.015	25,07	18.636.546	26.925.839	44,48
KOREA, REPUBLIC OF	296.024	254.584	-14	2.303.873	2.744.213	19,11
TAIWAN	242.449	62.303	-74,3	3.900.624	972.519	-75,07
CHINA	971.076	1.512.549	55,76	20.453.499	28.670.822	40,18
MACAU	1.637	1.439	-12,1	63.077	58.261	-7,64
PAPUA NEW GUINEA	89	120	34,83	5.000	449	-91,02
THAILAND	403.279	278.747	-30,88	8.123.333	5.382.909	-33,74
SINGAPORE	342.382	345.470	0,9	9.614.961	8.641.256	-10,13
PHILIPPINES	17.013	18.873	10,93	206.287	210.309	1,95
MALAYSIA	1.032.048	557.918	-45,94	17.092.256	10.393.655	-39,19
MYANMAR (FORM. BURMA)	2.615	173	-93,38	49.713	375	-99,25
CAMBODIA	17.289	0	-100	368.075	0	-100
BRUNEI DARUSSALAM	1.699	447	-73,69	451	893	98
NEPAL	0	27	-	0	2.940	-
VIET NAM	241.789	321.089	32,8	4.781.746	7.004.138	46,48
MALDIVES	1.459	1.139	-21,93	12.449	25.200	102,43
INDIA	391.620	385.650	-1,52	7.896.876	6.316.048	-20,02
PAKISTAN	0	2.518	-	0	46.437	-
BANGLADESH	87.653	0	-100	1.574.525	0	-100
SRI LANKA	3.648	20.564	463,71	141.207	103.152	-26,95
IRAN (ISLAMIC REPUBLIC OF)	9.033	24.177	167,65	28.957	63.123	117,99
SAUDI ARABIA	7	742	10500	83	21.083	25301,2
ISRAEL	0	308	-	0	960	-
LEBANON	13	35	169,23	1.379	287	-79,19
SYRIA ARAB REPUBLIC	0	106	-	0	600	-
TURKEY	16.676	9.500	-43,03	25.002	15.593	-37,63
UNITED ARAB EMIRATES	18.502	5.631	-69,57	160.256	17.575	-89,03
CYPRUS	6	233	3783,33	32	1.354	4131,25
EGYPT	0	916	-	0	3.951	-
MOROCCO	0	107	-	0	642	-
TUNISIA	1.272	0	-100	2.340	0	-100
NAMIBIA	0	105	-	0	313	-
ETHIOPIA	75	0	-100	5.650	0	-100
TANZANIA, UNITED REPUBLIC OF	1.041	8	-99,23	4.615	13	-99,72
KENYA	1.340	0	-100	3.310	0	-100
REUNION	70	239	241,43	276	1.515	448,91
CAMEROON	0	1.561	-	0	3.371	-
SENEGAL	33	0	-100	242	0	-100
SEYCHELLES	3	67	2133,33	112	105	-6,25
UGANDA	1	0	-100	2	0	-100
SOUTH AFRICA	1.959	2.035	3,88	3.190	4.635	45,3
MAURITIUS	83	1.734	1989,16	948	21.311	2148
VIRGIN ISLANDS (BRITISH)	0	34	-	0	214	-

TABEL 5. PERKEMBANGAN EKSPOR INDONESIA MENURUT KOMODITI DAN NEGARA TUJUAN

JENIS BARANG	BERAT BERSIH (KG)		PERUB	NILAI FOB (US \$)		PERUB
	JAN-JUL 2007	JAN-JUL 2008	%	JAN-JUL 2007	JAN-JUL 2008	%
(1)	(2)	(3)	(4)	(5)	(6)	(7)
AUSTRALIA	198.654	45.080	-77,31	502.727	741.200	47,44
NEW ZEALAND	2.980	6.991	134,6	26.758	46.764	74,77
GUAM	24	135	462,5	337	642	90,5
NEW CALEDONIA	996	726	-27,11	1.909	1.969	3,14
VANUATU	5	0	-100	75	0	-100
AMERICAN SAMOA	5.498	612	-88,87	7.796	4.117	-47,19
COOK ISLANDS	25	0	-100	298	0	-100
FIJI	1.697	3.940	132,17	5.316	8.851	66,5
SAMOA	47	0	-100	134	0	-100
UNITED STATES	362.980	420.945	15,97	12.268.091	15.308.998	24,79
CANADA	4.236	2.127	-49,79	84.086	26.723	-68,22
MEXICO	6.302	3.368	-46,56	271.561	101.704	-62,55
PANAMA	0	159	-	0	299	-
CHILE	27	252	833,33	29	882	2941,38
VENEZUELA	588	0	-100	10.187	0	-100
ARGENTINA	0	101	-	0	247	-
BRAZIL	5.398	7.423	37,51	15.956	23.340	46,28
URUGUAY	320	56	-82,5	1.041	340	-67,34
JAMAICA	244	999	309,43	1.210	2.382	96,86
PUERTO RICO	598	44	-92,64	6.284	321	-94,89
BELIZE	0	1.062	-	0	2.677	-
DOMINICAN REPUBLIC	1.247	1.517	21,65	2.104	2.422	15,11
COSTA RICA	194	166	-14,43	318	336	5,66
BERMUDA	0	166	-	0	790	-
FRENCH POLYNESIA	1.629	3.057	87,66	4.010	4.619	15,19
MARTINIQUE	60	175	191,67	338	1.634	383,43
NETHERLANDS ANTILLES	244	1.667	583,2	3.271	2.106	-35,62
SAINT LUCIA	31	0	-100	1.099	0	-100
GUADELOUPE	460	0	-100	2.310	0	-100
UNITED KINGDOM	14.557	21.125	45,12	459.643	482.458	4,96
NETHERLANDS	110.985	87.677	-21	1.385.786	846.879	-38,89
FRANCE	27.646	25.112	-9,17	416.121	513.703	23,45
GERMANY, FED. REP. OF	137.368	126.176	-8,15	2.996.126	4.372.052	45,92
AUSTRIA	37	1.269	3329,73	122	32.900	26867,21
BELGIUM	1.742	4.026	131,11	9.132	8.589	-5,95
SWITZERLAND	6.513	921	-85,86	59.049	21.064	-64,33
DENMARK	4.723	1.259	-73,34	29.831	21.715	-27,21
NORWAY	185	1.285	594,59	2.360	20.832	782,71
SWEDEN	5.344	4.329	-18,99	58.937	156.395	165,36
FINLAND	101	77	-23,76	636	865	36,01
IRELAND	1.989	317	-84,06	19.393	425	-97,81
ITALY	338.854	481.954	42,23	8.128.519	14.127.814	73,81
SPAIN	516.742	363.261	-29,7	4.780.983	3.755.138	-21,46
PORTUGAL	4.933	2.182	-55,77	131.698	82.464	-37,38
GREECE	5.656	7.142	26,27	13.249	57.299	332,48
HUNGARY	493	645	30,83	1.467	2.890	97
POLAND	3.981	4.099	2,96	103.399	168.104	62,58
BULGARIA	0	2.951	-	0	4.992	-
YUGOSLAVIA	0	96	-	0	1.175	-
LATVIA	230	0	-100	405	0	-100
CROATIA	440	271	-38,41	481	1.253	160,5
MALTA	3	935	31066,67	21	2.536	11976,19
SLOVAKIA	94	289	207,45	812	13.189	1524,26
SLOVENIA	0	2	-	0	30	-
CZECH REPUBLIC	79	784	892,41	610	2.611	328,03
RUSSIA FEDERATION	0	13	-	0	127	-
KACA DAN BARANG DARI KACA	448.626.445	464.546.775	3,55	248.741.086	260.165.903	4,59
JAPAN	56.982.106	53.507.398	-6,1	50.030.630	44.474.115	-11,11
HONG KONG	1.493.266	833.589	-44,18	2.569.045	1.560.040	-39,28
KOREA, DEMOCRATIC PEOPLE'S REI	17.379	0	-100	9.056	0	-100
KOREA, REPUBLIC OF	14.145.885	35.660.665	152,09	5.773.918	12.885.626	123,17
TAIWAN	7.282.466	5.144.266	-29,36	3.041.249	2.494.626	-17,97
CHINA	11.380.473	6.789.383	-40,34	8.611.055	5.910.480	-31,36
MONGOLIA	0	7.731	-	0	6.750	-
MACAU	7	97	1285,71	13	164	1161,54
PAPUA NEW GUINEA	289.431	1.647.330	469,16	164.332	888.562	440,71
THAILAND	23.481.251	25.367.538	8,03	10.020.889	10.725.665	7,03
SINGAPORE	7.884.833	10.282.339	30,41	5.638.546	6.154.135	9,14
PHILIPPINES	18.485.121	24.406.897	32,04	8.559.831	10.816.218	26,36
MALAYSIA	46.788.258	46.751.580	-0,08	16.278.971	20.140.704	23,72
MYANMAR (FORM. BURMA)	7.615.243	1.948.594	-74,41	2.380.977	818.561	-65,62
CAMBODIA	556.561	3.763.177	576,15	213.513	728.903	241,39
BRUNEI DARUSSALAM	657.611	178.905	-72,79	268.840	100.524	-62,61
NEPAL	71.166	29.960	-57,9	21.385	26.415	23,52
VIET NAM	9.133.541	12.735.894	39,44	5.376.647	8.923.331	65,96
MALDIVES	61.926	380.770	514,88	78.462	246.399	214,04
INDIA	22.565.786	24.438.963	8,3	9.319.715	12.135.909	30,22

TABEL 5. PERKEMBANGAN EKSPOR INDONESIA MENURUT KOMODITI DAN NEGARA TUJUAN

JENIS BARANG	BERAT BERSIH (KG)		PERUB %	NILAI FOB (US \$)		PERUB %
	JAN-JUL 2007	JAN-JUL 2008		JAN-JUL 2007	JAN-JUL 2008	
(1)	(2)	(3)	(4)	(5)	(6)	(7)
PAKISTAN	6.464.466	6.996.850	8,24	4.311.822	5.297.120	22,85
BANGLADESH	2.990.925	2.987.296	-0,12	1.079.980	1.863.988	72,59
SRI LANKA	1.836.781	2.112.868	15,03	821.853	761.787	-7,31
AFGHANISTAN	454.976	328.615	-27,77	338.712	219.519	-35,19
IRAQ	164.114	0	-100	79.961	0	-100
IRAN (ISLAMIC REPUBLIC OF)	1.016.749	863.166	-15,11	1.134.516	750.072	-33,89
SAUDI ARABIA	3.163.164	2.949.309	-6,76	1.699.931	1.889.998	11,18
ISRAEL	117	307.386	262623,08	260	183.669	70541,92
KUWAIT	1.191.808	784.615	-34,17	431.563	347.900	-19,39
JORDAN	755.993	1.534.462	102,97	604.566	1.135.541	87,83
LEBANON	507.264	1.626.639	220,67	259.538	678.121	161,28
YEMEN	930.749	904.557	-2,81	414.550	580.315	39,99
OMAN	59.189	199.474	237,01	37.547	122.727	226,86
SYRIA ARAB REPUBLIC	1.495.306	1.659.090	10,95	1.743.836	1.942.940	11,42
TURKEY	14.722.743	12.119.906	-17,68	6.716.367	7.304.170	8,75
UNITED ARAB EMIRATES	13.598.628	8.738.991	-35,74	6.178.738	5.814.271	-5,9
QATAR	141.064	325.490	130,74	110.637	275.270	148,8
BAHRAIN	114.406	109.850	-3,98	46.241	49.911	7,94
CYPRUS	145.070	57.884	-60,1	65.134	101.045	55,13
EGYPT	5.569.471	7.726.690	38,73	2.813.036	4.714.389	67,59
LIBYAN ARAB JAMAHIRIYA	201.297	0	-100	79.248	0	-100
MOROCCO	2.460.616	215.115	-91,26	870.512	159.392	-81,69
TUNISIA	472.979	83.702	-82,3	317.563	47.068	-85,18
ALGERIA	2.176.120	2.370.369	8,93	1.086.644	1.230.223	13,21
SUDAN	990.155	621.357	-37,25	432.314	289.704	-32,99
NAMIBIA	15.981	51.707	223,55	13.731	23.321	69,84
ETHIOPIA	202.301	113	-99,94	93.640	195	-99,79
TANZANIA, UNITED REPUBLIC OF	106.188	101.960	-3,98	44.053	29.001	-34,17
MADAGASCAR	225.826	1.975.423	774,75	94.789	669.040	605,82
SOMALIA	0	22.756	-	0	27.090	-
KENYA	4.407.493	4.262.469	-3,29	1.096.706	1.237.268	12,82
REUNION	285.257	37.073	-87	144.139	43.642	-69,72
MOZAMBIQUE	2.071.496	62.896	-96,96	471.820	43.928	-90,69
TOGO	103.984	69.434	-33,23	42.597	69.800	63,86
GHANA	234.789	884.949	276,91	115.051	381.470	231,57
ANGOLA	603.768	687.444	13,86	212.600	248.766	17,01
CONGO	13.752	0	-100	3.342	0	-100
CAMEROON	251.155	222.138	-11,55	66.164	63.552	-3,95
NIGERIA	290.075	2.472.410	752,33	139.087	1.248.180	797,41
SIERRA LEONE	0	15	-	0	13	-
GABON	82.972	623	-99,25	29.459	1.058	-96,41
COTE D'IVOIRE	208.647	404.067	93,66	71.517	158.430	121,53
SENEGAL	366.665	292.128	-20,33	276.816	292.192	5,55
BENIN	24.475	59.593	143,49	7.228	17.632	143,94
BURKINA FASO	24.351	0	-100	9.094	0	-100
GAMBIA	59.470	0	-100	21.665	0	-100
U.S. VIRGIN ISLANDS	126	1.695	1245,24	444	8.203	1747,52
SEYCHELLES	484	64.809	13290,29	3.539	56.363	1492,63
UGANDA	293.972	20.372	-93,07	119.668	14.639	-87,77
DJIBOUTI	82.678	166.211	101,03	33.771	54.824	62,34
SAO TOME AND PRINCIPE	6.631	0	-100	8.280	0	-100
SOUTH AFRICA	12.973.525	8.129.696	-37,34	5.334.988	3.962.584	-25,72
ZIMBABWE	124.323	112.359	-9,62	83.571	71.602	-14,32
ZAMBIA	21.167	0	-100	17.734	0	-100
BURUNDI	0	19.473	-	0	6.735	-
MAURITIUS	1.320.401	684.247	-48,18	442.679	292.839	-33,85
RWANDA	0	19.473	-	0	6.696	-
VIRGIN ISLANDS (BRITISH)	311	40.561	12942,12	1.643	18.093	1001,22
AUSTRALIA	29.909.085	42.907.426	43,46	14.917.662	22.890.201	53,44
NEW ZEALAND	25.794.143	15.980.646	-38,05	8.161.605	5.830.932	-28,56
MICRONESIA, FEDERATED STATES C	0	713	-	0	3.635	-
GUAM	980	966	-1,43	3.444	3.366	-2,26
PALAU	2	264	13100	3	754	25033,33
NEW CALEDONIA	180.673	190.110	5,22	112.214	201.431	79,51
NORTHERN MARIANA ISLANDS	15	0	-100	45	0	-100
SAINT VINCENT AND THE GRENADIN	56	267	376,79	115	263	128,7
VANUATU	20.930	2.766	-86,78	18.960	3.590	-81,07
WALLIS AND FUTUNA ISLANDS	0	97	-	0	156	-
COOK ISLANDS	1.346	473	-64,86	2.279	5.258	130,72
FIJI	174.797	109.447	-37,39	84.627	103.717	22,56
SAMOA	499.501	320.502	-35,84	209.513	139.793	-33,28
SOLOMON ISLANDS	0	15.105	-	0	3.176	-
TONGA	0	802	-	0	1.001	-
EAST TIMOR	48.439	222.666	359,68	28.213	165.258	485,75
UNITED STATES	21.481.489	9.726.424	-54,72	16.487.083	9.605.311	-41,74
CANADA	2.614.197	707.622	-72,93	1.188.805	682.292	-42,61
MEXICO	2.632.673	2.414.120	-8,3	1.318.873	1.474.219	11,78
GUATEMALA	621.407	514.823	-17,15	328.316	405.686	23,57

TABEL 5. PERKEMBANGAN EKSPOR INDONESIA MENURUT KOMODITI DAN NEGARA TUJUAN

JENIS BARANG	BERAT BERSIH (KG)		PERUB	NILAI FOB (US \$)		PERUB
	JAN-JUL 2007	JAN-JUL 2008	%	JAN-JUL 2007	JAN-JUL 2008	%
(1)	(2)	(3)	(4)	(5)	(6)	(7)
HONDURAS	125.488	146	-99,88	40.974	109	-99,73
NICARAGUA	20.167	39.431	95,52	9.031	27.408	203,49
PANAMA	1.724.425	2.191.290	27,07	922.072	1.485.736	61,13
CUBA	251	21.667	8532,27	1.853	14.073	659,47
SURINAME	66.963	165.486	147,13	23.168	108.823	369,71
CHILE	2.398.963	655.754	-72,67	1.344.146	482.972	-64,07
VENEZUELA	89.252	1.788	-98	82.211	3.146	-96,17
ARGENTINA	663.974	596.172	-10,21	412.873	394.481	-4,45
BRAZIL	1.405.442	2.198.658	56,44	621.023	969.489	56,11
COLOMBIA	384.203	647.557	68,55	241.116	516.222	114,1
BOLIVIA	516	0	-100	844	0	-100
URUGUAY	124.963	30.623	-75,49	63.869	19.634	-69,26
PARAGUAY	8.839	0	-100	6.973	0	-100
ECUADOR	820.585	1.130.723	37,79	320.627	615.049	91,83
PERU	839.678	323.869	-61,43	396.388	175.607	-55,7
GUYANA	74.897	9.566	-87,23	27.371	12.514	-54,28
TRINIDAD AND TOBAGO	1.021.525	797.644	-21,92	369.012	356.210	-3,47
BAHAMAS	1.045	234	-77,61	1.174	266	-77,34
JAMAICA	847.236	168.251	-80,14	310.726	57.300	-81,56
PUERTO RICO	832.235	570.258	-31,48	534.949	332.382	-37,87
BELIZE	26	0	-100	228	0	-100
DOMINICAN REPUBLIC	336.432	622.717	85,09	161.995	331.927	104,9
EL SALVADOR	363.232	68.739	-81,08	126.939	23.036	-81,85
COSTA RICA	151.674	117.111	-22,79	71.907	62.712	-12,79
HAITI	19.594	36.603	86,81	6.530	17.261	164,33
BARBADOS	83.378	62.640	-24,87	57.469	44.643	-22,32
ANTIGUA AND BARBUDA	19.632	0	-100	12.592	0	-100
ANGUILLA	21.654	0	-100	15.979	0	-100
ARUBA	21.152	42.418	100,54	6.737	24.618	265,41
BERMUDA	82	1.261	1437,8	522	8.904	1605,75
CAPE VERDE	0	17.892	-	0	9.258	-
CAYMAN ISLANDS	266	284	6,77	73	74	1,37
DOMINICA	35.308	37.062	4,97	20.431	12.261	-39,99
FRENCH GUIANA	1.599	2.367	48,03	3.483	9.749	179,9
FRENCH POLYNESIA	15.875	26.432	66,5	17.780	31.769	78,68
GRENADA	37.626	22.552	-40,06	15.625	7.064	-54,79
MARTINIQUE	2.813	494	-82,44	17.954	1.803	-89,96
NETHERLANDS ANTILLES	24.704	3.623	-85,33	19.990	6.782	-66,07
SAINT LUCIA	64.950	225	-99,65	24.750	771	-96,88
TURKS AND CAICOS ISLANDS	0	328	-	0	703	-
GUADELOUPE	6.223	3.738	-39,93	17.422	8.373	-51,94
SAINT KITTS AND NEVIS	0	173	-	0	259	-
UNITED KINGDOM	2.879.945	2.081.237	-27,73	3.035.710	3.045.344	0,32
NETHERLANDS	861.688	913.457	6,01	1.015.116	1.233.223	21,49
FRANCE	7.189.424	546.393	-92,4	12.905.955	1.115.308	-91,36
GERMANY, FED. REP. OF	1.469.094	1.364.550	-7,12	1.614.604	2.058.545	27,5
AUSTRIA	6.318	3.283	-48,04	50.232	38.231	-23,89
BELGIUM	192.167	83.351	-56,63	316.107	196.100	-37,96
SWITZERLAND	25.895	28.877	11,52	94.906	165.163	74,03
DENMARK	197.320	45.319	-77,03	85.001	29.350	-65,47
NORWAY	9.174	48.684	430,67	13.575	34.757	156,04
SWEDEN	138.274	164.968	19,31	105.078	139.811	33,05
FINLAND	260.678	68.126	-73,87	192.102	84.166	-56,19
IRELAND	483.403	477.108	-1,3	419.797	430.154	2,47
ITALY	823.057	723.411	-12,11	841.187	1.068.435	27,02
SPAIN	12.709.326	32.085.822	152,46	4.138.195	9.719.906	134,88
PORTUGAL	969.165	1.256.878	29,69	348.065	517.829	48,77
ICELAND	601	0	-100	2.031	0	-100
GREECE	2.398.965	1.694.458	-29,37	772.055	685.065	-11,27
DEMOCRATIC REPUBLIC OF THE CO	63	0	-100	565	0	-100
HUNGARY	10.293	75.345	632	11.120	173.621	1461,34
POLAND	3.164.329	2.668.036	-15,68	1.828.627	1.773.812	-3
ROMANIA	173.552	425.254	145,03	113.717	376.690	231,25
BULGARIA	112.805	662.567	487,36	49.864	299.755	501,15
YUGOSLAVIA	23.317	176	-99,25	12.100	426	-96,48
ALBANIA	32.129	399	-98,76	18.113	600	-96,69
BELARUS	0	293.085	-	0	95.703	-
KAZAKHSTAN	44.373	205.639	363,43	57.205	297.843	420,66
UKRAINE	221.472	1.289.836	482,39	321.834	1.805.648	461,05
LITHUANIA	248.740	65.044	-73,85	114.363	85.306	-25,41
LATVIA	0	2	-	0	17	-
ESTONIA	865	1.172	35,49	2.300	5.681	147
GEORGIA	0	46.230	-	0	87.711	-
CROATIA	312.327	596.663	91,04	215.004	367.027	70,71
BOSNIA AND HERZEGOVINA	533.440	429.609	-19,46	336.344	254.045	-24,47
MALTA	5.058	14.801	192,63	7.256	14.987	106,55
SLOVAKIA	2	827	41250	114	1.717	1406,14
SLOVENIA	44.637	1.487	-96,67	23.909	7.266	-69,61

TABEL 5. PERKEMBANGAN EKSPOR INDONESIA MENURUT KOMODITI DAN NEGARA TUJUAN

JENIS BARANG	BERAT BERSIH (KG)		PERUB	NILAI FOB (US \$)		PERUB
	JAN-JUL 2007	JAN-JUL 2008	%	JAN-JUL 2007	JAN-JUL 2008	%
(1)	(2)	(3)	(4)	(5)	(6)	(7)
U.S. VIRGIN ISLANDS	51	34	-33,33	185	20	-89,19
SEYCHELLES	32.587	41.203	26,44	41.079	55.289	34,59
UGANDA	435.783	485.303	11,36	468.248	601.718	28,5
CENTRAL AFRICAN REPUBLIC	195.961	0	-100	206.388	0	-100
NIGER	0	55.109	-	0	65.759	-
DJIBOUTI	11.992.061	20.026.435	67	10.854.419	19.697.931	81,47
SAO TOME AND PRINCIPE	6.850	14.967	118,5	7.628	14.500	90,09
SOUTH AFRICA	30.597.102	42.457.589	38,76	26.059.174	34.038.847	30,62
ZIMBABWE	698.818	20.175	-97,11	543.000	31.398	-94,22
ZAMBIA	0	19.510	-	0	41.276	-
MALAWI	339.765	176.185	-48,15	219.067	152.934	-30,19
COMOROS	70.512	112.655	59,77	79.142	139.195	75,88
MAURITIUS	11.090.812	11.829.319	6,66	7.104.007	8.682.619	22,22
RWANDA	20.515	99	-99,52	35.557	450	-98,73
VIRGIN ISLANDS (BRITISH)	1.798	483	-73,14	6.322	1.768	-72,03
AUSTRALIA	118.119.313	101.290.920	-14,25	103.986.004	104.489.132	0,48
NEW ZEALAND	25.375.011	17.056.389	-32,78	18.927.378	15.531.306	-17,94
MICRONESIA, FEDERATED STATES (2.989	0	-100	5.216	0	-100
GUAM	28.543	86.646	203,56	52.623	144.127	173,89
PALAU	953	147	-84,58	1.302	483	-62,9
NEW CALEDONIA	1.459.115	1.134.700	-22,23	1.491.925	1.360.727	-8,79
NORTHERN MARIANA ISLANDS	19.265	3.399	-82,36	17.272	5.119	-70,36
SAINT VINCENT AND THE GRENADIN	219	0	-100	425	0	-100
VANUATU	71.278	115.297	61,76	73.423	152.291	107,42
WALLIS AND FUTUNA ISLANDS	31	580	1770,97	75	795	960
AMERICAN SAMOA	0	426	-	0	2.444	-
COOK ISLANDS	9.626	11.347	17,88	19.776	31.143	57,48
FIJI	1.796.950	2.320.127	29,11	1.380.011	2.101.064	52,25
KIRIBATI	12.608	13.208	4,76	14.334	27.249	90,1
SAMOA	36.885	34.831	-5,57	33.093	38.705	16,96
SOLOMON ISLANDS	97.134	51.077	-47,42	116.901	94.093	-19,51
TONGA	33.728	25.716	-23,75	30.309	32.746	8,04
TUVALU	270	1.017	276,67	314	2.547	711,15
EAST TIMOR	74	377.898	510572,97	26	352.343	1355065,38
UNITED STATES	181.375.887	158.455.692	-12,64	161.562.058	160.220.641	-0,83
CANADA	43.007.420	24.386.059	-43,3	37.144.578	24.259.223	-34,69
MEXICO	3.320.450	3.301.839	-0,56	2.869.634	3.328.669	16
GUATEMALA	817.726	808.909	-1,08	779.532	691.190	-11,33
HONDURAS	110.510	92.637	-16,17	110.439	78.044	-29,33
NICARAGUA	1.141.583	1.576.330	38,08	832.413	1.365.024	63,98
PANAMA	920.392	664.303	-27,82	846.728	694.568	-17,97
CUBA	3.071.461	6.501.838	111,69	2.211.031	5.606.041	153,55
SURINAME	118.203	237.874	101,24	94.749	244.481	158,03
CHILE	1.751.960	997.633	-43,06	1.662.657	1.198.827	-27,9
VENEZUELA	361.630	1.202.346	232,48	433.093	1.218.057	181,25
ARGENTINA	1.636.147	2.238.531	36,82	1.758.860	2.304.820	31,04
BRAZIL	12.663.269	27.083.026	113,87	10.020.600	23.978.272	139,29
COLOMBIA	1.929.733	2.853.846	47,89	2.284.370	3.292.021	44,11
BOLIVIA	398	51.307	12791,21	1.500	83.549	5469,93
URUGUAY	117.876	284.417	141,28	153.674	290.276	88,89
PARAGUAY	111.623	985.083	782,51	143.304	1.076.828	651,43
ECUADOR	1.533.235	3.906.719	154,8	1.673.152	4.221.287	152,3
PERU	5.579.351	6.176.529	10,7	5.362.248	6.723.741	25,39
GUYANA	117.978	133.888	13,49	109.053	118.826	8,96
TRINIDAD AND TOBAGO	494.507	742.766	50,2	398.674	675.764	69,5
BAHAMAS	16.464	24.697	50,01	13.563	21.521	58,67
JAMAICA	576.530	863.616	49,8	567.963	922.333	62,39
PUERTO RICO	1.268.884	936.823	-26,17	1.016.090	862.407	-15,12
BELIZE	52.675	65.344	24,05	51.291	65.954	28,59
DOMINICAN REPUBLIC	503.471	2.777.215	451,61	516.438	2.545.939	392,98
EL SALVADOR	1.444.160	1.513.184	4,78	1.187.370	1.471.604	23,94
COSTA RICA	2.622.898	4.380.775	67,02	2.082.354	3.906.647	87,61
HAITI	25.402	50.804	100	9.907	35.054	253,83
BARBADOS	34.716	62.267	79,36	27.203	64.886	138,53
ANTIGUA AND BARBUDA	137	0	-100	312	0	-100
ARUBA	16.994	66	-99,61	14.209	1.900	-86,63
BERMUDA	295	407	37,97	2.084	2.285	9,64
CAPE VERDE	18.549	55.646	199,99	15.293	51.409	236,16
DOMINICA	0	182.204	-	0	154.874	-
FRENCH GUIANA	2.383	1.789	-24,93	3.967	5.021	26,57
FRENCH POLYNESIA	555.133	954.141	71,88	556.045	1.129.982	103,22
GRENADA	16	1.043	6418,75	120	6.041	4934,17
MARTINIQUE	114.603	95.982	-16,25	100.659	91.137	-9,46
NETHERLANDS ANTILLES	72.013	55.302	-23,21	57.277	62.974	9,95
SAINT LUCIA	0	61	-	0	210	-
GUADELOUPE	249.940	339.452	35,81	215.778	342.802	58,87
SAINT KITTS AND NEVIS	59	1.750	2866,1	946	563	-40,49
UNITED KINGDOM	23.491.360	17.356.447	-26,12	23.108.160	21.486.730	-7,02

TABEL 5. PERKEMBANGAN EKSPOR INDONESIA MENURUT KOMODITI DAN NEGARA TUJUAN

JENIS BARANG	BERAT BERSIH (KG)		PERUB %	NILAI FOB (US \$)		PERUB %
	JAN-JUL 2007	JAN-JUL 2008		JAN-JUL 2007	JAN-JUL 2008	
(1)	(2)	(3)	(4)	(5)	(6)	(7)
NETHERLANDS	10.158.748	3.267.110	-67,84	10.874.880	6.335.098	-41,75
FRANCE	4.801.646	3.508.250	-26,94	5.400.049	5.120.824	-5,17
GERMANY, FED. REP. OF	2.310.814	3.560.331	54,07	4.763.233	7.750.892	62,72
AUSTRIA	54.167	5.914	-89,08	75.750	12.958	-82,89
BELGIUM	29.240.282	32.259.201	10,32	27.236.834	34.068.427	25,08
SWITZERLAND	34.750	15.822	-54,47	300.513	59.629	-80,16
LUXEMBOURG	0	400	-	0	870	-
DENMARK	461.876	446.968	-3,23	1.128.570	1.199.401	6,28
NORWAY	252.975	277.500	9,69	411.433	539.734	31,18
SWEDEN	1.473.324	1.188.316	-19,34	1.745.069	2.008.434	15,09
FINLAND	880.720	497.884	-43,47	1.744.321	791.078	-54,65
IRELAND	708.211	821.189	15,95	892.201	1.233.944	38,3
ITALY	22.380.782	20.556.379	-8,15	18.622.069	19.652.814	5,54
SPAIN	16.863.915	16.270.005	-3,52	15.760.444	17.246.180	9,43
PORTUGAL	321.826	3.270.019	916,08	297.016	2.918.607	882,64
ICELAND	248	0	-100	2.940	0	-100
GREECE	23.873.189	14.498.555	-39,27	19.856.346	14.263.936	-28,16
DEMOCRATIC REPUBLIC OF THE CO	1.698.507	2.287.871	34,7	1.545.810	2.304.196	49,06
HUNGARY	21.007	29.802	41,87	36.545	37.301	2,07
POLAND	1.787.141	615.634	-65,55	1.359.549	917.363	-32,52
ROMANIA	1.492.449	2.219.301	48,7	1.395.877	2.213.509	58,57
BULGARIA	112.919	442.356	291,75	93.905	442.596	371,32
YUGOSLAVIA	0	234.792	-	0	256.544	-
ALBANIA	144.901	521.963	260,22	136.347	609.042	346,69
ARMENIA	24.570	35.098	42,85	14.742	42.279	186,79
KAZAKHSTAN	594.138	336.659	-43,34	505.806	287.077	-43,24
TAJKISTAN	249	0	-100	1.630	0	-100
UKRAINE	1.579.932	3.799.411	140,48	1.929.674	4.076.054	111,23
LITHUANIA	607.300	555.212	-8,58	744.892	834.546	12,04
LATVIA	219.156	319.772	45,91	252.770	356.315	40,96
ESTONIA	2.331	94.403	3949,89	5.121	171.156	3242,24
GEORGIA	1.095.389	1.818.324	66	882.920	1.821.078	106,26
CROATIA	193.952	352.814	81,91	170.427	370.940	117,65
BOSNIA AND HERZEGOVINA	0	982.773	-	0	964.067	-
MALTA	575.123	392.915	-31,68	509.466	425.395	-16,5
SLOVAKIA	2.399	190	-92,08	4.110	30.567	643,72
SLOVENIA	1.008.686	62.985	-93,76	855.396	154.502	-81,94
CZECH REPUBLIC	7.635	7.741	1,39	20.690	23.021	11,27
RUSSIA FEDERATION	4.127.215	10.032.309	143,08	4.421.370	11.074.169	150,47
-GLISEROL DAN LARUTAN ALKALI	11.688.794	37.102.196	217,42	2.876.624	17.796.723	518,67
JAPAN	3.370.083	2.097.307	-37,77	765.864	1.297.656	69,44
KOREA, REPUBLIC OF	0	18.000	-	0	36.000	-
TAIWAN	40.000	0	-100	15.585	0	-100
CHINA	3.555.670	10.357.720	191,3	526.034	3.931.264	647,34
THAILAND	2	0	-100	2	0	-100
SINGAPORE	0	100	-	0	22	-
PHILIPPINES	220.250	208.070	-5,53	84.668	356.554	321,12
MALAYSIA	2.380.000	17.300.000	626,89	476.000	7.450.000	1465,13
INDIA	718.060	2.974.960	314,31	238.562	1.620.002	579,07
IRAN (ISLAMIC REPUBLIC OF)	162.550	108.000	-33,56	22.757	45.360	99,32
SAUDI ARABIA	100.000	200.000	100	60.000	348.000	480
YEMEN	60.000	96.000	60	36.000	144.745	302,07
SYRIA ARAB REPUBLIC	0	95.000	-	0	165.300	-
UNITED ARAB EMIRATES	0	20.000	-	0	34.060	-
EGYPT	20.000	247.000	1135	12.000	429.780	3481,5
SUDAN	600.000	340.000	-43,33	360.000	380.400	5,67
KENYA	60.000	0	-100	36.600	0	-100
GHANA	20.000	0	-100	12.200	0	-100
NIGERIA	20.000	0	-100	12.200	0	-100
SOUTH AFRICA	42.180	0	-100	8.436	0	-100
AUSTRALIA	80.000	0	-100	48.000	0	-100
CANADA	219.999	20.000	-90,91	149.521	33.400	-77,66
VENEZUELA	0	20.000	-	0	24.000	-
BRAZIL	20.000	0	-100	12.195	0	-100
NETHERLANDS	0	3.000.039	-	0	1.500.180	-
-MARGARIN DAN LEMAK LAINNYA	193.531.641	282.233.088	45,83	127.143.818	313.664.882	146,7
JAPAN	393.681	367.262	-6,71	330.764	510.602	54,37
HONG KONG	3.646.291	3.727.521	2,23	1.897.712	3.614.859	90,49
KOREA, REPUBLIC OF	334.902	35.600	-89,37	239.688	50.579	-78,9
TAIWAN	489.740	486.245	-0,71	353.677	601.917	70,19
CHINA	104.429.158	63.273.949	-39,41	63.526.226	61.961.658	-2,46
PAPUA NEW GUINEA	526.999	489.640	-7,09	418.458	530.708	26,82
THAILAND	115	464.200	403552,17	4	657.548	16438600
SINGAPORE	364.510	3.341.172	816,62	257.274	4.113.180	1498,75
PHILIPPINES	5.269.946	4.572.248	-13,24	3.611.270	5.228.426	44,78
MALAYSIA	158.066	3.415.822	2061,01	121.880	4.194.994	3341,91

TABEL 5. PERKEMBANGAN EKSPOR INDONESIA MENURUT KOMODITI DAN NEGARA TUJUAN

JENIS BARANG	BERAT BERSIH (KG)		PERUB	NILAI FOB (US \$)		PERUB
	JAN-JUL 2007	JAN-JUL 2008	%	JAN-JUL 2007	JAN-JUL 2008	%
(1)	(2)	(3)	(4)	(5)	(6)	(7)
MYANMAR (FORM. BURMA)	394.294	433.896	10,04	329.041	538.083	63,53
CAMBODIA	61.512	21.960	-64,3	37.432	23.973	-35,96
VIET NAM	7.442.290	12.929.145	73,73	4.685.179	13.478.397	187,68
MALDIVES	10.375	7.159	-31	9.088	10.987	20,9
INDIA	327.620	381.544	16,46	209.549	510.820	143,77
PAKISTAN	0	1.854.852	-	0	2.047.913	-
BANGLADESH	42.750	20.235	-52,67	27.915	24.404	-12,58
SRI LANKA	9.579.781	7.904.856	-17,48	5.748.656	7.856.684	36,67
IRAQ	0	64.453.882	-	0	71.206.251	-
IRAN (ISLAMIC REPUBLIC OF)	0	1.901.775	-	0	2.426.377	-
SAUDI ARABIA	2.967.963	3.313.650	11,65	2.031.881	3.637.993	79,05
KUWAIT	84.114	187.200	122,56	77.370	227.732	194,34
LEBANON	0	710.747	-	0	1.037.351	-
YEMEN	66	40.800	61718,18	99	40.420	40728,28
OMAN	40.200	207.508	416,19	25.447	310.100	1118,61
SYRIA ARAB REPUBLIC	599.280	1.325.110	121,12	411.491	1.809.774	339,81
TURKEY	1.041.000	4.283.648	311,49	567.615	5.158.019	808,72
UNITED ARAB EMIRATES	338.859	715.736	111,22	222.411	951.341	327,74
QATAR	77.700	20.100	-74,13	44.062	21.044	-52,24
BAHRAIN	60.540	40.235	-33,54	36.815	44.637	21,25
CYPRUS	20.100	0	-100	11.055	0	-100
EGYPT	2.220.000	4.519.550	103,58	1.474.894	5.641.710	282,52
MOROCCO	0	281.850	-	0	393.974	-
ALGERIA	4.393.440	12.648.129	187,89	2.725.549	14.926.869	447,66
SUDAN	533.120	1.831.757	243,59	359.610	2.108.042	486,2
NAMIBIA	73.840	0	-100	38.028	0	-100
ETHIOPIA	381.600	444.000	16,35	271.539	590.760	117,56
TANZANIA, UNITED REPUBLIC OF	259.845	573.000	120,52	171.894	573.200	233,46
KENYA	0	73.600	-	0	69.819	-
MOZAMBIQUE	856.500	2.838.635	231,42	538.831	3.024.852	461,37
EQUATORIAL GUINEA	57.411	0	-100	53.758	0	-100
TOGO	919.474	587.257	-36,13	579.870	572.611	-1,25
GHANA	5.528.658	2.255.821	-59,2	4.010.336	2.302.975	-42,57
LIBERIA	289.360	189.612	-34,47	194.284	200.496	3,2
GUINEA	164.937	0	-100	149.910	0	-100
ANGOLA	1.443.184	1.793.375	24,27	857.359	1.930.172	125,13
CONGO	892.685	615.858	-31,01	583.627	665.512	14,03
CAMEROON	206.410	1.014.330	391,42	131.679	1.199.608	811,01
NIGERIA	7.891.720	14.020.635	77,66	4.977.614	15.491.242	211,22
SIERRA LEONE	134.628	280.192	108,12	90.119	274.275	204,35
GABON	49.337	19.224	-61,04	34.711	18.818	-45,79
COTE D'IVOIRE	36.400	232.000	537,36	21.970	282.174	1184,36
BENIN	6.017.864	5.071.955	-15,72	3.907.350	5.018.588	28,44
GAMBIA	20.250	16.975	-16,17	12.353	17.999	45,71
NIGER	0	282.533	-	0	310.664	-
CHAD	0	204.149	-	0	191.072	-
DJIBOUTI	1.081.275	1.195.160	10,53	741.905	1.323.322	78,37
SAO TOME AND PRINCIPE	157.029	145.598	-7,28	95.796	145.132	51,5
SOUTH AFRICA	2.140.861	1.800.468	-15,9	2.975.888	2.679.751	-9,95
MALAWI	38.122	162.245	325,59	21.222	192.495	807,05
MAURITIUS	16.915	17.530	3,64	17.312	18.905	9,2
VIRGIN ISLANDS (BRITISH)	0	41.400	-	0	41.400	-
AUSTRALIA	608.918	2.267.005	272,3	427.708	2.599.816	507,85
NEW ZEALAND	1.684.500	2.705.780	60,63	1.217.493	3.241.176	166,22
VANUATU	4.506	0	-100	6.604	0	-100
FIJI	21.200	63.200	198,11	16.006	73.923	361,85
KIRIBATI	10.296	10.296	0	9.953	18.533	86,21
SOLOMON ISLANDS	36.210	98.778	172,79	33.294	112.698	238,49
EAST TIMOR	0	241.434	-	0	260.570	-
UNITED STATES	8.277	222.064	2582,9	19.935	434.850	2081,34
CANADA	0	19.975	-	0	19.176	-
CUBA	0	19.335	-	0	21.913	-
ARGENTINA	0	17.575	-	0	23.684	-
GUYANA	0	42.000	-	0	50.400	-
TRINIDAD AND TOBAGO	0	240.243	-	0	299.016	-
JAMAICA	989.820	717.064	-27,56	594.677	757.912	27,45
BARBADOS	0	140.147	-	0	173.082	-
MARTINIQUE	0	16.926	-	0	18.590	-
UNITED KINGDOM	1	0	-100	2	0	-100
NETHERLANDS	0	562.753	-	0	1.149.824	-
GERMANY, FED. REP. OF	120.000	200.003	66,67	86.400	224.445	159,77
SWITZERLAND	0	30	-	0	76	-
DENMARK	0	3.521.360	-	0	4.490.102	-
SWEDEN	0	30.850	-	0	43.103	-
ITALY	0	749.999	-	0	987.250	-
PORTUGAL	0	5.713	-	0	6.136	-
GREECE	197.000	942.800	378,58	134.905	1.207.372	794,98
DEMOCRATIC REPUBLIC OF THE CO	1.184.588	1.027.183	-13,29	757.394	1.086.635	43,47

TABEL 5. PERKEMBANGAN EKSPOR INDONESIA MENURUT KOMODITI DAN NEGARA TUJUAN

JENIS BARANG	BERAT BERSIH (KG)		PERUB %	NILAI FOB (US \$)		PERUB %
	JAN-JUL 2007	JAN-JUL 2008		JAN-JUL 2007	JAN-JUL 2008	
(1)	(2)	(3)	(4)	(5)	(6)	(7)
ROMANIA	1.090.400	2.278.039	108,92	844.719	2.981.474	252,95
BULGARIA	44.500	2.372.459	5231,37	33.608	2.730.564	8024,74
ALBANIA	0	44.000	-	0	57.184	-
AZERBAIJAN	80.000	0	-100	37.200	0	-100
KAZAKHSTAN	0	374.210	-	0	543.431	-
TAJKIKISTAN	0	61.920	-	0	73.069	-
TURKMENISTAN	0	112.500	-	0	190.575	-
UKRAINE	2.711.425	4.688.699	72,92	4.948.766	7.170.920	44,9
UZBEKISTAN	0	206.000	-	0	207.236	-
LITHUANIA	0	66.900	-	0	84.506	-
LATVIA	110.085	283.098	157,16	129.800	389.597	200,15
ESTONIA	65.250	304.640	366,88	197.708	550.942	178,66
GEORGIA	22.000	22.199	0,9	14.850	27.079	82,35
CROATIA	0	20.000	-	0	25.200	-
SLOVENIA	245.000	162.000	-33,88	139.325	193.323	38,76
RUSSIA FEDERATION	9.790.948	23.289.376	137,87	7.224.004	28.106.292	289,07
-SABUN MANDI DAN CUCI	284.602.784	311.413.444	9,42	229.413.018	331.713.888	44,59
JAPAN	7.525.456	6.318.673	-16,04	6.916.785	7.209.145	4,23
HONG KONG	2.955.346	1.706.801	-42,25	2.912.104	2.167.031	-25,59
KOREA, DEMOCRATIC PEOPLE'S REI	61.440	95.804	55,93	66.054	139.756	111,58
KOREA, REPUBLIC OF	2.643.866	3.905.900	47,73	2.846.645	5.041.249	77,09
TAIWAN	3.593.081	4.215.297	17,32	3.636.273	5.779.479	58,94
CHINA	18.970.670	13.369.346	-29,53	12.115.230	12.288.003	1,43
MONGOLIA	720.053	388.427	-46,06	526.730	420.872	-20,1
PAPUA NEW GUINEA	5.459.841	5.643.700	3,37	3.416.493	5.250.483	53,68
THAILAND	10.758.041	5.749.384	-46,56	8.776.467	7.463.415	-14,96
SINGAPORE	9.581.290	11.403.388	19,02	10.285.974	16.268.185	58,16
PHILIPPINES	7.153.656	8.131.778	13,67	6.521.253	8.994.275	37,92
MALAYSIA	37.395.745	37.483.769	0,24	30.942.063	37.232.767	20,33
MYANMAR (FORM. BURMA)	2.758.893	2.274.671	-17,55	2.178.899	2.639.589	21,14
CAMBODIA	86.004	51.465	-40,16	89.152	78.823	-11,59
BRUNEI DARUSSALAM	486.073	761.824	56,73	499.006	925.036	85,38
NEPAL	0	14.976	-	0	15.900	-
VIET NAM	3.139.804	2.686.116	-14,45	3.848.017	3.690.116	-4,1
MALDIVES	941.228	895.236	-4,89	940.816	1.135.136	20,65
INDIA	11.140.608	8.209.052	-26,31	8.323.434	9.513.611	14,3
PAKISTAN	4.179.017	5.845.715	39,88	4.431.159	8.110.399	83,03
BANGLADESH	697.340	215.622	-69,08	554.726	353.481	-36,28
SRI LANKA	476.042	179.485	-62,3	310.577	295.509	-4,85
AFGHANISTAN	74.899	384.927	413,93	87.524	564.214	544,64
IRAQ	324	3.935.363	1214518,21	752	4.769.102	634089,1
IRAN (ISLAMIC REPUBLIC OF)	245.792	1.004.149	308,54	252.176	929.978	268,78
SAUDI ARABIA	1.502.207	1.100.505	-26,74	1.555.289	1.548.766	-0,42
ISRAEL	0	110.089	-	0	158.529	-
KUWAIT	151.632	217.758	43,61	156.103	304.069	94,79
JORDAN	54.152	261.007	381,99	52.162	377.925	624,52
LEBANON	230.634	181.638	-21,24	249.428	290.853	16,61
YEMEN	1.983.176	2.195.462	10,7	1.977.447	3.266.161	65,17
OMAN	535.619	285.297	-46,74	255.647	226.645	-11,34
SYRIA ARAB REPUBLIC	216.800	11.988	-94,47	292.391	19.055	-93,48
TURKEY	0	37.760	-	0	54.452	-
UNITED ARAB EMIRATES	10.419.637	11.236.710	7,84	9.782.256	15.357.812	57
QATAR	0	200	-	0	2.613	-
CYPRUS	40.414	6.935	-82,84	68.205	18.790	-72,45
EGYPT	2.931.090	2.802.732	-4,38	2.715.133	3.417.367	25,86
LIBYAN ARAB JAMAHIRIYA	1.476.115	2.078.291	40,79	1.025.117	1.951.172	90,34
TUNISIA	0	39.999	-	0	26.500	-
ALGERIA	3.996.369	1.407.946	-64,77	1.811.541	1.208.464	-33,29
SUDAN	644.261	4.479.585	595,31	648.209	4.484.787	591,87
ERITREA	220.000	2.595.633	1079,83	169.488	2.531.960	1393,89
NAMIBIA	974.535	3.420.243	250,96	1.009.300	3.928.646	289,24
ETHIOPIA	8.132.509	6.425.661	-20,99	4.742.434	5.092.346	7,38
TANZANIA, UNITED REPUBLIC OF	821.799	819.717	-0,25	865.092	1.169.628	35,2
MADAGASCAR	2.438.805	4.481.970	83,78	1.667.465	3.588.417	115,2
SOMALIA	325.000	709.593	118,34	129.250	339.825	162,92
KENYA	606.321	421.039	-30,56	478.248	457.738	-4,29
REUNION	0	326	-	0	736	-
MOZAMBIQUE	3.218.598	5.673.022	76,26	2.539.943	4.910.480	93,33
EQUATORIAL GUINEA	290.616	400.215	37,71	245.149	437.874	78,62
TOGO	2.765.282	9.103.806	229,22	2.177.679	9.947.582	356,8
GHANA	10.195.268	18.320.302	79,69	7.660.383	17.415.538	127,35
LIBERIA	961.000	1.473.286	53,31	775.209	1.514.890	95,42
GUINEA	2.104.432	3.308.934	57,24	1.470.256	2.548.474	73,34
ANGOLA	6.837.777	16.610.939	142,93	6.200.434	16.321.797	163,24
CONGO	2.632.358	1.353.262	-48,59	1.928.287	1.301.481	-32,51
CAMEROON	2.744.058	3.359.148	22,42	2.047.578	3.236.313	58,06
NIGERIA	15.819.968	4.127.269	-73,91	11.365.323	4.077.973	-64,12

TABEL 5. PERKEMBANGAN EKSPOR INDONESIA MENURUT KOMODITI DAN NEGARA TUJUAN

JENIS BARANG	BERAT BERSIH (KG)		PERUB	NILAI FOB (US \$)		PERUB
	JAN-JUL 2007	JAN-JUL 2008	%	JAN-JUL 2007	JAN-JUL 2008	%
(1)	(2)	(3)	(4)	(5)	(6)	(7)
SIERRA LEONE	1.321.354	2.639.491	99,76	1.091.619	2.854.828	161,52
GABON	523.626	473.942	-9,49	414.340	455.017	9,82
COTE D'IVOIRE	134.000	578.158	331,46	128.858	660.209	412,35
SENEGAL	544.359	569.218	4,57	374.362	560.464	49,71
MAURITANIA	1.719.104	2.606.142	51,6	1.370.594	2.776.825	102,6
MALI	984.007	931.323	-5,35	675.326	794.689	17,67
BENIN	10.525.697	15.245.315	44,84	9.656.414	18.432.414	90,88
BURKINA FASO	593.549	691.602	16,52	614.851	703.249	14,38
GUINEA BISSAU	274.502	95.479	-65,22	156.347	94.552	-39,52
GAMBIA	137.366	177.641	29,32	136.933	199.548	45,73
SEYCHELLES	28.074	142.014	405,86	43.345	178.380	311,54
UGANDA	98.767	35.842	-63,71	70.323	49.168	-30,08
CENTRAL AFRICAN REPUBLIC	115.063	23.976	-79,16	93.354	32.607	-65,07
NIGER	143.872	18.553	-87,1	96.456	9.562	-90,09
CHAD	5.071	133.138	2525,48	7.186	145.940	1930,89
DJIBOUTI	10.681.493	12.829.394	20,11	6.961.801	10.440.898	49,97
SAO TOME AND PRINCIPE	45.769	85.907	87,7	43.155	80.447	86,41
SOUTH AFRICA	1.632.928	1.181.770	-27,63	1.226.283	1.349.697	10,06
ZIMBABWE	29.791	14.968	-49,76	28.845	18.848	-34,66
ZAMBIA	94.755	0	-100	63.762	0	-100
MALAWI	6.192.492	8.409.500	35,8	2.337.786	5.186.959	121,87
COMOROS	66.809	167.005	149,97	66.355	165.411	149,28
BURUNDI	11.808	0	-100	13.325	0	-100
MAURITIUS	2.052.904	839.100	-59,13	1.189.127	925.868	-22,14
RWANDA	123.840	198.144	60	134.805	314.760	133,49
AUSTRALIA	4.865.935	2.650.630	-45,53	5.209.011	3.697.748	-29,01
NEW ZEALAND	148.655	100.635	-32,3	261.074	251.868	-3,53
MICRONESIA, FEDERATED STATES (129.236	144.455	11,78	94.199	137.018	45,46
GUAM	643	1.409	119,13	3.240	2.019	-37,69
PALAU	0	18	-	0	105	-
NEW CALEDONIA	8.083	14.103	74,48	11.632	20.176	73,45
NORTHERN MARIANA ISLANDS	0	1	-	0	2	-
SAINT VINCENT AND THE GRENADIN	8.237	0	-100	8.435	0	-100
VANUATU	219.799	171.610	-21,92	175.208	143.589	-18,05
WALLIS AND FUTUNA ISLANDS	1.680	4.187	149,23	4.039	11.620	187,69
AMERICAN SAMOA	4.392	10.942	149,13	6.230	22.095	254,65
COOK ISLANDS	30.471	44.337	45,51	25.179	37.756	49,95
FIJI	3.074.897	3.247.135	5,6	2.041.369	3.238.614	58,65
KIRIBATI	96.652	125.775	30,13	77.861	134.644	72,93
MARSHALL ISLANDS	14.599	32.640	123,58	10.317	29.835	189,18
SAMOA	610.453	610.624	0,03	516.495	688.861	33,37
SOLOMON ISLANDS	471.509	282.119	-40,17	418.033	334.047	-20,09
TONGA	72.385	91.861	26,91	85.949	129.539	50,72
TUVALU	27.614	29.055	5,22	22.614	30.944	36,84
EAST TIMOR	31.029	2.060.511	6540,6	35.211	932.936	2549,56
UNITED STATES	1.371.311	1.351.659	-1,43	1.376.556	1.954.124	41,96
CANADA	46.861	36.614	-21,87	79.915	71.441	-10,6
MEXICO	29.999	44.999	50	54.623	100.099	83,25
GUATEMALA	99.053	89.654	-9,49	102.071	92.796	-9,09
HONDURAS	55.447	0	-100	45.138	0	-100
PANAMA	1.429.199	1.424.659	-0,32	1.320.160	1.761.250	33,41
SURINAME	166.565	250.442	50,36	205.074	581.426	183,52
CHILE	441.428	1.086.098	146,04	362.277	1.036.906	186,22
ARGENTINA	641.149	0	-100	278.816	0	-100
BRAZIL	51.017	17.000	-66,68	56.219	25.285	-55,02
COLOMBIA	121.312	1.058.560	772,59	108.353	1.041.701	861,4
BOLIVIA	709.650	699.172	-1,48	639.086	701.994	9,84
URUGUAY	0	14.000	-	0	33.904	-
PERU	25.920	73.212	182,45	25.200	94.460	274,84
GUYANA	107.309	0	-100	146.340	0	-100
TRINIDAD AND TOBAGO	109.946	158.380	44,05	111.167	141.091	26,92
JAMAICA	380.525	299.587	-21,27	172.785	283.683	64,18
BELIZE	4.029	3.525	-12,51	9.783	17.215	75,97
DOMINICAN REPUBLIC	115.296	85.550	-25,8	111.595	115.357	3,37
EL SALVADOR	49.536	24.570	-50,4	52.890	32.223	-39,08
COSTA RICA	92.865	25.050	-73,03	88.780	33.400	-62,38
HAITI	2.625.484	2.233.594	-14,93	2.575.705	2.783.080	8,05
BARBADOS	16.772	43.075	156,83	23.924	47.927	100,33
BERMUDA	7	13	85,71	66	62	-6,06
CAPE VERDE	85.091	92.146	8,29	65.692	86.433	31,57
DOMINICA	24.606	25.920	5,34	24.635	36.000	46,13
FRENCH POLYNESIA	69.660	1.223	-98,24	47.763	1.648	-96,55
MARTINIQUE	19	0	-100	110	0	-100
NETHERLANDS ANTILLES	187.627	166.217	-11,41	156.173	199.437	27,7
UNITED KINGDOM	431.432	398.306	-7,68	629.359	586.199	-6,86
NETHERLANDS	511.064	408.324	-20,1	644.471	648.787	0,67
FRANCE	253.204	153.351	-39,44	217.238	139.767	-35,66
GERMANY, FED. REP. OF	114.056	114.783	0,64	111.590	115.191	3,23

TABEL 5. PERKEMBANGAN EKSPOR INDONESIA MENURUT KOMODITI DAN NEGARA TUJUAN

JENIS BARANG	BERAT BERSIH (KG)		PERUB	NILAI FOB (US \$)		PERUB
	JAN-JUL 2007	JAN-JUL 2008	%	JAN-JUL 2007	JAN-JUL 2008	%
(1)	(2)	(3)	(4)	(5)	(6)	(7)
AUSTRIA	0	120.000	-	0	168.784	-
BELGIUM	323.495	273.207	-15,55	269.921	281.750	4,38
SWITZERLAND	943	900	-4,56	1.894	6.457	240,92
DENMARK	10	17.973	179630	40	34.655	86537,5
NORWAY	455	25	-94,51	2.370	208	-91,22
SWEDEN	13.868	190.220	1271,65	13.351	244.478	1731,16
FINLAND	16.342	0	-100	27.264	0	-100
IRELAND	24	0	-100	48	0	-100
ITALY	563.915	298.989	-46,98	410.311	308.166	-24,89
SPAIN	223.890	232.442	3,82	311.352	479.534	54,02
PORTUGAL	183.958	28.497	-84,51	152.171	27.983	-81,61
GREECE	107.247	75.672	-29,44	124.592	125.098	0,41
DEMOCRATIC REPUBLIC OF THE CO	3.288.265	5.912.591	79,81	2.362.686	5.953.112	151,96
POLAND	1.592.103	472.011	-70,35	979.186	397.263	-59,43
ROMANIA	15.996	73.562	359,88	22.031	82.543	274,67
BULGARIA	57.352	101.037	76,17	105.846	137.513	29,92
YUGOSLAVIA	0	12.957	-	0	23.154	-
ALBANIA	0	13.701	-	0	18.528	-
UKRAINE	2.960.000	1.120.000	-62,16	1.709.120	1.111.040	-34,99
UZBEKISTAN	0	51.999	-	0	40.300	-
LITHUANIA	194	30	-84,54	1.259	189	-84,99
LATVIA	70.310	0	-100	102.560	0	-100
CROATIA	0	1	-	0	4	-
MALTA	23.649	31.129	31,63	30.563	49.959	63,46
CZECH REPUBLIC	60.000	0	-100	36.000	0	-100
RUSSIA FEDERATION	521.119	368.014	-29,38	366.496	375.316	2,41
-BAHAN CELUP ORGANIK SINTETIK	21.802.048	19.916.138	-8,65	77.246.997	89.778.420	16,22
JAPAN	2.512.771	2.842.153	13,11	10.008.481	12.922.550	29,12
HONG KONG	1.561.021	1.319.293	-15,49	6.373.427	6.401.177	0,44
KOREA, REPUBLIC OF	1.049.952	742.427	-29,29	3.564.047	3.132.150	-12,12
TAIWAN	1.054.201	847.257	-19,63	4.157.527	4.393.125	5,67
CHINA	4.367.469	3.141.974	-28,06	8.170.741	9.691.729	18,62
THAILAND	291.016	286.627	-1,51	651.463	971.510	49,13
SINGAPORE	3.419.589	3.301.563	-3,45	17.726.947	18.758.179	5,82
PHILIPPINES	42.528	57.695	35,66	105.113	108.683	3,4
MALAYSIA	138.120	136.793	-0,96	439.739	516.018	17,35
VIET NAM	112.486	172.294	53,17	538.636	656.720	21,92
INDIA	968	89.819	9178,82	18.906	463.725	2352,79
PAKISTAN	135.240	205.938	52,28	371.125	751.097	102,38
BANGLADESH	446.819	412.583	-7,66	1.010.624	1.233.417	22,05
SRI LANKA	36.219	23.940	-33,9	193.324	112.861	-41,62
IRAN (ISLAMIC REPUBLIC OF)	22.315	17.546	-21,37	63.423	32.269	-49,12
SAUDI ARABIA	14.923	4.498	-69,86	12.344	4.506	-63,5
ISRAEL	0	1.000	-	0	2.280	-
JORDAN	39.009	0	-100	136.742	0	-100
YEMEN	300	0	-100	10.326	0	-100
TURKEY	862.920	466.369	-45,95	3.720.848	2.469.077	-33,64
UNITED ARAB EMIRATES	240	1.000	316,67	1.920	4.536	136,25
EGYPT	20.081	9.913	-50,63	77.948	53.406	-31,49
TANZANIA, UNITED REPUBLIC OF	32.179	37.187	15,56	77.395	100.001	29,21
MADAGASCAR	0	300	-	0	1.878	-
KENYA	3.999	0	-100	20.426	0	-100
NIGERIA	99.538	323.993	225,5	80.000	358.500	348,13
SEYCHELLES	0	1.070	-	0	800	-
SOUTH AFRICA	4.920	24.999	408,11	29.248	88.817	203,67
MAURITIUS	50	0	-100	188	0	-100
AUSTRALIA	30.810	38.966	26,47	92.992	138.811	49,27
NEW ZEALAND	2.701	4.622	71,12	24.598	14.892	-39,46
FIJI	870	1.709	96,44	13.728	16.000	16,55
UNITED STATES	2.164.017	1.703.492	-21,28	4.395.624	5.981.713	36,08
CANADA	3.629	4.719	30,04	24.819	31.443	26,69
MEXICO	170.202	229.055	34,58	881.476	1.240.408	40,72
HONDURAS	14.000	1.250	-91,07	45.641	8.975	-80,34
CHILE	4.498	5.574	23,92	14.170	27.239	92,23
ARGENTINA	9.994	56.473	465,07	74.838	217.642	190,82
BRAZIL	343.548	371.864	8,24	1.695.410	2.070.558	22,13
COLOMBIA	1.300	1.800	38,46	7.410	10.920	47,37
PERU	760	0	-100	5.317	0	-100
UNITED KINGDOM	86.445	101.248	17,12	440.347	545.071	23,78
NETHERLANDS	55.634	20.721	-62,75	245.152	212.763	-13,21
FRANCE	1.067	0	-100	28.365	0	-100
GERMANY, FED. REP. OF	1.160.131	1.576.609	35,9	7.121.420	10.630.629	49,28
BELGIUM	123.884	118.615	-4,25	741.713	880.840	18,76
SWITZERLAND	71.794	82.594	15,04	373.492	574.728	53,88
NORWAY	0	164.400	-	0	276.522	-
SWEDEN	464.000	99.000	-78,66	352.640	180.180	-48,91
ITALY	149.965	212.412	41,64	411.286	671.967	63,38

TABEL 5. PERKEMBANGAN EKSPOR INDONESIA MENURUT KOMODITI DAN NEGARA TUJUAN

JENIS BARANG	BERAT BERSIH (KG)		PERUB	NILAI FOB (US \$)		PERUB
	JAN-JUL 2007	JAN-JUL 2008	%	JAN-JUL 2007	JAN-JUL 2008	%
	(1)	(2)	(3)	(4)	(5)	(6)
SPAIN	596.588	589.649	-1,16	2.398.482	2.494.167	3,99
POLAND	61.613	63.135	2,47	235.662	323.941	37,46
ROMANIA	6.247	0	-100	28.454	0	-100
RUSSIA FEDERATION	9.478	0	-100	33.053	0	-100
-PREPARAT PEMBASMI KUMAN, DLL	97.554.288	35.003.747	-64,12	71.893.683	86.169.460	19,86
JAPAN	3.609.056	3.172.671	-12,09	5.004.837	3.987.546	-20,33
HONG KONG	52.266	16.919	-67,63	110.279	61.425	-44,3
KOREA, REPUBLIC OF	418.398	1.002.976	139,72	789.195	3.304.738	318,75
TAIWAN	632.838	539.047	-14,82	1.345.038	1.520.192	13,02
CHINA	65.934.473	1.006.256	-98,47	11.565.749	14.225.464	23
PAPUA NEW GUINEA	124.950	131.119	4,94	91.480	97.215	6,27
THAILAND	4.672.053	6.422.963	37,48	8.099.159	14.236.641	75,78
SINGAPORE	3.641.909	3.245.516	-10,88	8.584.929	14.440.168	68,2
PHILIPPINES	2.568.381	5.332.599	107,62	3.683.578	9.952.022	170,17
MALAYSIA	2.744.164	2.309.572	-15,84	5.532.704	5.232.201	-5,43
MYANMAR (FORM. BURMA)	245.763	291.840	18,75	156.681	175.142	11,78
BRUNEI DARUSSALAM	2.943	956	-67,52	8.659	2.328	-73,11
NEPAL	0	89.117	-	0	162.096	-
VIET NAM	626.554	743.513	18,67	3.454.339	5.849.890	69,35
MALDIVES	47.442	55.734	17,48	80.948	105.751	30,64
INDIA	58.496	30.545	-47,78	47.439	25.079	-47,13
PAKISTAN	1.794.933	1.723.733	-3,97	1.427.288	1.626.650	13,97
BANGLADESH	449.420	617.172	37,33	798.032	1.178.647	47,69
SRI LANKA	53.389	165.061	209,17	128.284	238.577	85,98
IRAN (ISLAMIC REPUBLIC OF)	0	599	-	0	7.386	-
SAUDI ARABIA	4.837	4.314	-10,81	57.328	52.469	-8,48
JORDAN	3.593	1.336	-62,82	44.431	224	-99,5
LEBANON	197.561	239.887	21,42	205.397	261.325	27,23
OMAN	0	451	-	0	2.585	-
UNITED ARAB EMIRATES	26.099	47.007	80,11	37.776	49.346	30,63
CYPRUS	0	5.445	-	0	10.515	-
EGYPT	58.981	0	-100	255.339	0	-100
LIBYAN ARAB JAMAHIRIYA	93.532	47.413	-49,31	105.540	85.087	-19,38
ALGERIA	0	7.680	-	0	7.772	-
SUDAN	22.967	0	-100	99.422	0	-100
TANZANIA, UNITED REPUBLIC OF	136.624	386.444	182,85	106.417	338.710	218,29
MADAGASCAR	149.010	20.160	-86,47	115.798	14.112	-87,81
KENYA	149.366	51.941	-65,23	119.018	53.853	-54,75
REUNION	20.260	0	-100	13.536	0	-100
MOZAMBIQUE	0	80.639	-	0	59.934	-
EQUATORIAL GUINEA	4.273	9.295	117,53	5.452	13.584	149,16
TOGO	99.473	97.260	-2,22	86.053	80.547	-6,4
GHANA	122.772	86.688	-29,39	103.102	68.486	-33,57
LIBERIA	21.600	0	-100	15.696	0	-100
GUINEA	22.558	19.696	-12,69	19.667	16.917	-13,98
NIGERIA	20.000	0	-100	20.000	0	-100
COTE D'IVOIRE	134.870	128.260	-4,9	122.190	124.205	1,65
BENIN	6.720	4.693	-30,16	30.360	17.136	-43,56
GAMBIA	25.771	7.756	-69,9	69.233	14.061	-79,69
UGANDA	151.200	0	-100	97.776	0	-100
SOUTH AFRICA	329.436	300.431	-8,8	341.066	403.988	18,45
ZIMBABWE	0	17.993	-	0	21.498	-
ZAMBIA	0	20.319	-	0	16.502	-
MALAWI	20.160	100.800	400	13.680	72.720	431,58
COMOROS	520	320	-38,46	1.751	1.167	-33,35
MAURITIUS	107.322	237.409	121,21	138.142	285.928	106,98
VIRGIN ISLANDS (BRITISH)	0	387	-	0	3.914	-
AUSTRALIA	127.441	187.721	47,3	112.480	204.456	81,77
NEW ZEALAND	11.125	741	-93,34	375.230	1.257	-99,67
GUAM	2.250	2.250	0	3.931	3.669	-6,66
NEW CALEDONIA	17.640	26.131	48,13	27.328	42.837	56,75
SAINT VINCENT AND THE GRENADIN	0	9.041	-	0	9.380	-
VANUATU	145	10.320	7017,24	380	9.768	2470,53
WALLIS AND FUTUNA ISLANDS	1.179	3.145	166,75	2.834	8.710	207,34
AMERICAN SAMOA	14.550	29.100	100	21.737	43.242	98,93
COOK ISLANDS	4.150	0	-100	3.700	0	-100
FIJI	192.039	47.482	-75,27	176.265	46.674	-73,52
KIRIBATI	2.048	2.475	20,85	1.420	2.316	63,1
SAMOA	129.188	91.943	-28,83	103.078	82.881	-19,59
SOLOMON ISLANDS	1.570	1.012	-35,54	1.699	849	-50,03
TONGA	13.922	19.623	40,95	11.666	14.742	26,37
EAST TIMOR	8	11.389	142262,5	20	20.795	103875
UNITED STATES	853.579	92	-99,99	1.543.550	4.000	-99,74
MEXICO	4.008.574	3.193.743	-20,33	4.788.860	4.231.812	-11,63
GUATEMALA	239.993	334.516	39,39	204.361	334.209	63,54
HONDURAS	181.174	575.652	217,73	157.946	680.984	331,15
NICARAGUA	118.355	207.117	75	103.544	196.974	90,23

TABEL 5. PERKEMBANGAN EKSPOR INDONESIA MENURUT KOMODITI DAN NEGARA TUJUAN

JENIS BARANG	BERAT BERSIH (KG)		PERUB	NILAI FOB (US \$)		PERUB
	JAN-JUL 2007	JAN-JUL 2008	%	JAN-JUL 2007	JAN-JUL 2008	%
(1)	(2)	(3)	(4)	(5)	(6)	(7)
CUBA	18.270	0	-100	16.443	0	-100
SURINAME	1.991	2.319	16,47	22.396	28.940	29,22
VENEZUELA	0	44.454	-	0	51.237	-
BRAZIL	750	24.383	3151,07	300	17.166	5622
COLOMBIA	0	20.525	-	0	21.236	-
PERU	7.707	4.808	-37,62	16.644	65.224	291,88
TRINIDAD AND TOBAGO	45.122	27.123	-39,89	37.260	29.140	-21,79
JAMAICA	196.071	164.146	-16,28	244.482	216.039	-11,63
BELIZE	98	838	755,1	1.480	4.031	172,36
DOMINICAN REPUBLIC	198.902	0	-100	176.703	0	-100
EL SALVADOR	149.480	174.323	16,62	139.660	172.475	23,5
COSTA RICA	14.936	49.148	229,06	22.617	66.353	193,38
HAITI	593.308	224.656	-62,14	413.069	142.842	-65,42
BARBADOS	27.123	9.041	-66,67	23.680	10.330	-56,38
ANTIGUA AND BARBUDA	0	9.041	-	0	9.340	-
FRENCH GUIANA	0	8.377	-	0	11.469	-
FRENCH POLYNESIA	67.098	58.212	-13,24	52.162	47.044	-9,81
SAINT LUCIA	0	9.041	-	0	11.615	-
GUADELOUPE	8.030	6.840	-14,82	11.188	10.971	-1,94
UNITED KINGDOM	502	0	-100	4.238	0	-100
NETHERLANDS	24.259	155.208	539,8	25.456	156.663	515,43
FRANCE	49.117	14.000	-71,5	82.974	56.434	-31,99
GERMANY, FED. REP. OF	24.391	29.496	20,93	65.764	21.135	-67,86
BELGIUM	1.418	7.499	428,84	10.223	5.026	-50,84
SWITZERLAND	2.000	41	-97,95	10.800	444	-95,89
MONACO	49.320	0	-100	70.495	0	-100
SWEDEN	0	7.351	-	0	9.757	-
FINLAND	80.268	117.522	46,41	111.909	153.789	37,42
ITALY	360.596	142.578	-60,46	9.407.696	219.799	-97,66
SPAIN	350	0	-100	2.520	0	-100
GREECE	87.158	117.352	34,64	137.459	185.663	35,07
DEMOCRATIC REPUBLIC OF THE CO	20.160	0	-100	13.248	0	-100
-DAMAR TIRUAN, BAHAN PLASTIK	685.403.478	729.633.560	6,45	1.053.962.098	1.272.428.969	20,73
JAPAN	128.365.482	124.082.706	-3,34	219.413.839	232.069.092	5,77
HONG KONG	26.359.060	20.626.585	-21,75	33.675.902	27.077.753	-19,59
KOREA, REPUBLIC OF	5.928.818	7.291.555	22,98	12.162.350	13.195.016	8,49
TAIWAN	9.011.860	11.061.765	22,75	18.220.348	24.502.936	34,48
CHINA	56.191.434	72.425.027	28,89	50.958.306	77.280.849	51,66
MONGOLIA	0	7.455	-	0	23.236	-
MACAU	48.364	59	-99,88	19.904	150	-99,25
PAPUA NEW GUINEA	860.144	389.616	-54,7	1.374.470	947.675	-31,05
THAILAND	11.662.051	16.496.459	41,45	30.212.624	44.366.249	46,85
SINGAPORE	44.743.570	47.657.338	6,51	69.395.529	91.499.112	31,85
PHILIPPINES	14.008.582	20.887.653	49,11	30.297.986	39.186.913	29,34
MALAYSIA	63.384.031	64.355.329	1,53	89.413.131	108.208.721	21,02
MYANMAR (FORM. BURMA)	2.390.099	3.560.941	48,99	2.284.126	4.723.057	106,78
CAMBODIA	113.277	124.302	9,73	849.751	826.548	-73,34
BRUNEI DARUSSALAM	318.000	195.335	-38,57	348.142	341.137	-2,01
LAO PEOPLE'S DEMOCRATIC REPUB	383	0	-100	275	0	-100
NEPAL	141.137	85.502	-39,42	218.770	187.929	-14,1
VIET NAM	21.120.834	32.342.587	53,13	27.214.066	47.945.524	76,18
MALDIVES	140.539	144.087	2,52	382.532	341.182	-10,81
INDIA	26.402.564	12.896.579	-51,15	29.285.514	18.970.989	-35,22
PAKISTAN	2.440.343	3.239.714	32,76	5.092.027	5.615.164	10,27
BANGLADESH	15.359.019	19.500.004	26,96	15.913.364	23.679.397	48,8
SRI LANKA	4.326.062	4.867.132	12,51	6.290.782	7.894.847	25,5
IRAN (ISLAMIC REPUBLIC OF)	26.336	53.148	101,81	59.404	225.582	279,74
SAUDI ARABIA	2.273.642	2.693.212	18,45	6.495.916	8.528.120	31,28
ISRAEL	0	227.759	-	0	505.327	-
KUWAIT	1.387.835	399.293	-71,23	2.127.153	1.028.734	-51,64
JORDAN	60.568	239.277	295,06	122.013	490.071	301,65
LEBANON	712.788	395.495	-44,51	1.180.604	985.089	-16,56
YEMEN	662.578	2.120.619	220,06	1.020.340	3.201.351	213,75
OMAN	156.899	197.373	25,8	315.945	409.373	29,57
SYRIA ARAB REPUBLIC	489.052	1.056.606	116,05	980.378	2.024.107	106,46
TURKEY	36.214.334	37.012.183	2,2	33.626.606	49.323.577	46,68
UNITED ARAB EMIRATES	4.712.176	4.349.507	-7,7	10.104.900	10.540.914	4,31
QATAR	73.711	44.848	-39,16	219.533	173.405	-21,01
BAHRAIN	1.876.202	2.597.294	38,43	1.719.680	2.693.065	56,6
CYPRUS	36.687	31.039	-15,4	109.183	107.780	-1,28
EGYPT	4.620.143	5.085.455	10,07	4.879.233	6.543.707	34,11
LIBYAN ARAB JAMAHIRIYA	69.954	22.256	-68,18	209.173	106.199	-49,23
MOROCCO	232.238	130.826	-43,67	893.042	480.159	-46,23
TUNISIA	40.333	87.264	116,36	105.346	215.190	104,27
ALGERIA	500.030	1.870.067	273,99	610.332	2.678.883	338,92
SUDAN	100.374	320.513	219,32	265.196	2.113.356	696,9
ERITREA	2.242	0	-100	10.698	0	-100

TABEL 5. PERKEMBANGAN EKSPOR INDONESIA MENURUT KOMODITI DAN NEGARA TUJUAN

JENIS BARANG	BERAT BERSIH (KG)		PERUB	NILAI FOB (US \$)		PERUB
	JAN-JUL 2007	JAN-JUL 2008	%	JAN-JUL 2007	JAN-JUL 2008	%
(1)	(2)	(3)	(4)	(5)	(6)	(7)
ETHIOPIA	172.204	54.299	-68,47	245.822	37.639	-84,69
TANZANIA, UNITED REPUBLIC OF	284.117	167.767	-40,95	577.922	400.159	-30,76
MADAGASCAR	227.452	301.968	32,76	352.794	532.156	50,84
SOMALIA	20.902	71.831	243,66	82.957	232.242	179,95
KENYA	158.085	2.042.651	1192,12	311.908	3.101.423	894,34
REUNION	111.842	107.849	-3,57	181.362	208.470	14,95
MOZAMBIQUE	17.312	5.628	-67,49	39.420	5.968	-84,86
TOGO	340.361	348.754	2,47	558.452	687.456	23,1
GHANA	493.607	821.557	66,44	794.722	1.401.775	76,39
LIBERIA	13.671	92.429	576,1	12.314	80.347	552,48
GUINEA	488.826	623.984	27,65	600.766	908.938	51,3
ANGOLA	82.945	65.737	-20,75	111.684	139.236	24,67
CAMEROON	242.015	276.319	14,17	415.074	657.776	58,47
NIGERIA	3.352.689	2.947.430	-12,09	6.728.138	8.148.520	21,11
GABON	155.421	62.847	-59,56	265.967	115.949	-56,4
COTE D'IVOIRE	464.794	417.050	-10,27	641.847	1.143.933	78,23
SENEGAL	41.565	86.831	108,9	139.636	230.744	65,25
MAURITANIA	52.151	38.694	-25,8	86.070	68.013	-20,98
MALI	39.691	129.080	225,21	37.428	260.017	594,71
BENIN	84.416	82.390	-2,4	123.582	126.795	2,6
BURKINA FASO	33.106	37.787	14,14	41.046	66.451	61,89
GAMBIA	40.329	0	-100	72.476	0	-100
U.S. VIRGIN ISLANDS	47	0	-100	154	0	-100
SEYCHELLES	4.298	2.684	-37,55	29.549	6.520	-77,93
UGANDA	2.314	2.064	-10,8	6.182	5.935	-4
CENTRAL AFRICAN REPUBLIC	12.068	0	-100	8.761	0	-100
DJIBOUTI	328.860	24.084	-92,68	593.303	75.156	-87,33
SAINT HELENA	0	210.000	-	0	343.675	-
SAO TOME AND PRINCIPE	13.205	0	-100	24.782	0	-100
SOUTH AFRICA	1.425.237	2.060.198	44,55	2.665.508	3.896.530	46,18
ZIMBABWE	17.549	100	-99,43	17.014	400	-97,65
ZAMBIA	13.738	27.557	100,59	14.729	47.079	219,63
MAURITIUS	2.395.284	3.476.570	45,14	3.216.449	5.078.469	57,89
VIRGIN ISLANDS (BRITISH)	73	92.478	126582,19	956	119.214	12370,08
AUSTRALIA	43.307.086	31.704.414	-26,79	60.221.536	53.718.594	-10,8
NEW ZEALAND	7.610.336	1.727.106	-77,31	10.503.052	3.534.998	-66,34
MICRONESIA, FEDERATED STATES C	0	379	-	0	1.940	-
GUAM	1.488	699	-53,02	4.470	6.364	42,37
PALAU	25	291	1064	28	502	1692,86
NEW CALEDONIA	21.438	55.812	160,34	56.791	193.041	239,91
SAINT VINCENT AND THE GRENADIN	1.276	0	-100	2.475	0	-100
VANUATU	7.407	7.032	-5,06	20.421	11.267	-44,83
WALLIS AND FUTUNA ISLANDS	128	32	-75	308	50	-83,77
COOK ISLANDS	4.414	7.955	80,22	9.167	18.912	106,31
FIJI	223.241	335.133	50,12	636.872	1.024.904	60,93
KIRIBATI	2.668	24	-99,1	4.755	271	-94,3
MARSHALL ISLANDS	935	0	-100	1.342	0	-100
SAMOA	29.685	27.549	-7,2	197.745	161.817	-18,17
SOLOMON ISLANDS	31.120	26.248	-15,66	33.515	42.131	25,71
TONGA	116	17.725	15180,17	145	15.947	10897,93
TUVALU	1.196	0	-100	2.852	0	-100
CHRISTMAS ISLANDS	3.225	0	-100	1.834	0	-100
EAST TIMOR	45.640	1.201.416	2532,38	133.134	1.006.743	656,19
UNITED STATES	88.309.424	111.563.322	26,33	148.595.480	204.512.775	37,63
CANADA	2.249.232	1.393.167	-38,06	5.515.818	4.841.137	-12,23
MEXICO	408.666	590.459	44,48	1.443.526	2.385.510	65,26
GUATEMALA	103.181	965.017	835,27	366.308	1.476.991	303,21
HONDURAS	18.695	31.010	65,87	44.459	80.975	82,13
NICARAGUA	0	668	-	0	1.153	-
PANAMA	126.182	235.853	86,91	295.036	3.280.025	1011,74
SURINAME	18.221	13.931	-23,54	54.150	33.269	-38,56
CHILE	18.988	126.554	566,49	32.477	329.724	915,25
VENEZUELA	36.260	28.358	-21,79	195.839	132.856	-32,16
ARGENTINA	490.979	80.532	-83,6	1.203.004	222.706	-81,49
BRAZIL	3.843.009	279.655	-92,72	7.668.292	2.351.196	-69,34
COLOMBIA	72.159	92.479	28,16	874.965	1.158.412	32,4
BOLIVIA	7.098	36.912	420,03	16.739	110.103	557,76
URUGUAY	312.056	461.892	48,02	473.315	806.619	70,42
PARAGUAY	1.337.599	18.500	-98,62	1.727.645	19.500	-98,87
ECUADOR	37.382	29.804	-20,27	77.166	60.952	-21,01
PERU	163.237	543.950	233,23	423.954	1.316.636	210,56
GUYANA	63.463	55.581	-12,42	99.578	91.057	-8,56
TRINIDAD AND TOBAGO	16.549	10.360	-37,4	42.766	71.041	66,12
BAHAMAS	882	6.332	617,91	326	10.259	3046,93
JAMAICA	28.913	16.545	-42,78	51.431	31.092	-39,55
PUERTO RICO	12.716	167.041	1213,63	19.552	372.875	1807,09
BELIZE	813	0	-100	6.948	0	-100
DOMINICAN REPUBLIC	17.971	20.904	16,32	112.597	70.691	-37,22

TABEL 5. PERKEMBANGAN EKSPOR INDONESIA MENURUT KOMODITI DAN NEGARA TUJUAN

JENIS BARANG	BERAT BERSIH (KG)		PERUB %	NILAI FOB (US \$)		PERUB %
	JAN-JUL 2007	JAN-JUL 2008		JAN-JUL 2007	JAN-JUL 2008	
(1)	(2)	(3)	(4)	(5)	(6)	(7)
EL SALVADOR	23.280	143.000	514,26	30.751	220.538	617,17
COSTA RICA	10.546	390.593	3603,71	33.791	612.166	1711,62
HAITI	0	2.834	-	0	11.801	-
BARBADOS	362	32	-91,16	2.062	61	-97,04
ANGUILLA	136	0	-100	387	0	-100
ARUBA	343	0	-100	600	0	-100
BERMUDA	910	803	-11,76	7.357	4.060	-44,81
CAYMAN ISLANDS	277	2.438	780,14	1.225	553	-54,86
FALKLAND ISLANDS (MALVINAS)	27	0	-100	36	0	-100
FRENCH GUIANA	4.927	1.277	-74,08	43.563	2.321	-94,67
FRENCH POLYNESIA	14.806	15.893	7,34	25.105	35.983	43,33
GRENADA	0	316	-	0	1.572	-
MARTINIQUE	594	550	-7,41	1.891	2.417	27,82
NETHERLANDS ANTILLES	27.685	39.431	42,43	40.580	29.279	-27,85
TURKS AND CAICOS ISLANDS	0	810	-	0	1.732	-
GUADELOUPE	3.343	4.477	33,92	7.772	9.011	15,94
SAINT KITTS AND NEVIS	19	0	-100	265	0	-100
UNITED KINGDOM	6.827.862	6.765.746	-0,91	16.388.614	16.811.103	2,58
NETHERLANDS	5.308.479	2.555.639	-51,86	12.898.414	6.057.641	-53,04
FRANCE	2.100.143	3.267.209	55,57	8.094.499	10.979.045	35,64
GERMANY, FED. REP. OF	2.195.933	3.041.103	38,49	6.310.060	9.423.797	49,35
AUSTRIA	6.519	7.843	20,31	228.404	62.004	-72,85
BELGIUM	3.320.088	5.313.249	60,03	5.971.457	14.100.627	136,13
SWITZERLAND	42.823	1.182.960	2662,44	200.669	2.039.021	916,11
DENMARK	293.901	117.891	-59,89	786.464	379.191	-51,79
NORWAY	43.210	69.976	61,94	99.002	311.235	214,37
SWEDEN	147.160	406.762	176,41	450.597	1.034.589	129,6
FINLAND	356.162	180.444	-49,34	716.961	459.701	-35,88
IRELAND	946.392	502.975	-46,85	1.542.836	899.317	-41,71
ITALY	3.132.024	2.332.795	-25,52	5.931.320	6.172.625	4,07
SPAIN	3.197.642	5.758.796	80,1	8.656.305	10.846.885	25,31
PORTUGAL	1.011.154	376.599	-62,76	1.592.637	1.045.652	-34,34
ICELAND	396.112	308.030	-22,24	534.762	490.051	-8,36
GREECE	2.173.806	1.725.895	-20,6	4.273.554	3.827.330	-10,44
ANDORRA	0	256	-	0	118	-
DEMOCRATIC REPUBLIC OF THE CO	10.826	147.028	1258,1	12.625	232.404	1740,82
HUNGARY	88.093	118.233	34,21	238.149	304.350	27,8
POLAND	1.383.828	711.179	-48,61	2.615.600	1.559.087	-40,39
ROMANIA	296.683	462.224	55,8	483.612	951.369	96,72
BULGARIA	50.108	75.669	51,01	131.191	189.671	44,58
YUGOSLAVIA	0	349	-	0	3.770	-
ALBANIA	0	305	-	0	459	-
ARMENIA	26.718	23.226	-13,07	86.635	68.266	-21,2
AZERBAIJAN	0	16.893	-	0	50.069	-
KAZAKHSTAN	0	102.000	-	0	173.400	-
TAJIKISTAN	1.383	0	-100	9.038	0	-100
TURKMENISTAN	15.000	0	-100	39.075	0	-100
UKRAINE	2.728.918	2.519.205	-7,68	3.911.546	4.056.866	3,72
LITHUANIA	121.636	239.375	96,8	210.594	450.160	113,76
LATVIA	18.038	32.151	78,24	34.732	62.435	79,76
ESTONIA	51.519	0	-100	95.226	0	-100
CROATIA	19.325	39.809	106	41.034	82.659	101,44
BOSNIA AND HERZEGOVINA	22	88.906	404018,18	375	94.343	25058,13
MALTA	23.648	23.807	0,67	79.072	74.875	-5,31
SLOVAKIA	4.983	9.112	82,86	49.426	99.426	101,16
SLOVENIA	324.909	6.700	-97,94	454.421	29.519	-93,5
CZECH REPUBLIC	10.625	5.418	-49,01	53.078	35.598	-32,93
RUSSIA FEDERATION	961.503	2.764.327	187,5	2.295.729	5.749.332	150,44
-BAHAN KERTAS	1.389.464.030	1.348.011.932	-2,98	567.471.788	762.307.337	34,33
JAPAN	75.305.768	84.642.577	12,4	35.321.705	56.905.368	61,11
KOREA, REPUBLIC OF	282.181.801	282.229.549	0,02	105.346.688	142.931.297	35,68
TAIWAN	61.521.040	58.942.883	-4,19	33.761.319	37.905.456	12,27
CHINA	608.797.494	675.450.647	10,95	258.997.212	389.591.319	50,42
THAILAND	3.075.747	9.228.756	200,05	1.421.830	6.270.454	341,01
SINGAPORE	13.661	500.842	3566,22	119.071	195.949	64,56
PHILIPPINES	3.628.647	3.792.288	4,51	1.239.258	1.855.227	49,7
MALAYSIA	21	0	-100	25	0	-100
VIET NAM	6.436.805	14.646.889	127,55	2.279.547	6.111.004	168,08
INDIA	86.052.091	89.336.983	3,82	31.119.192	49.348.657	58,58
PAKISTAN	1.192.486	0	-100	927.973	0	-100
BANGLADESH	13.188.143	14.335.968	8,7	5.200.878	7.943.039	52,72
IRAN (ISLAMIC REPUBLIC OF)	0	1.096.262	-	0	636.834	-
SAUDI ARABIA	2.701.887	1.495.987	-44,63	1.026.742	772.421	-24,77
KUWAIT	4.482.314	996.505	-77,77	1.526.972	388.637	-74,55
JORDAN	3.596.128	497.910	-86,15	1.594.183	293.767	-81,57
LEBANON	0	19.802	-	0	11.881	-
UNITED ARAB EMIRATES	12.473.840	3.163.453	-74,64	5.072.123	1.883.362	-62,87

TABEL 5. PERKEMBANGAN EKSPOR INDONESIA MENURUT KOMODITI DAN NEGARA TUJUAN

JENIS BARANG	BERAT BERSIH (KG)		PERUB	NILAI FOB (US \$)		PERUB
	JAN-JUL 2007	JAN-JUL 2008	%	JAN-JUL 2007	JAN-JUL 2008	%
(1)	(2)	(3)	(4)	(5)	(6)	(7)
EGYPT	1.428.849	0	-100	631.136	0	-100
ETHIOPIA	100.000	0	-100	40.473	0	-100
REUNION	347	0	-100	436	0	-100
SOUTH AFRICA	431	0	-100	475	0	-100
AUSTRALIA	99.777	496.190	397,3	33.237	262.981	691,23
NEW ZEALAND	987.848	0	-100	325.990	0	-100
AMERICAN SAMOA	1	0	-100	1	0	-100
UNITED STATES	35.859.516	0	-100	11.833.641	0	-100
CANADA	1	0	-100	1	0	-100
PANAMA	0	1.000.000	-	0	625.000	-
UNITED KINGDOM	0	5	-	0	5	-
NETHERLANDS	41.802.070	9.709.858	-76,77	15.701.844	5.103.912	-67,49
FRANCE	37.404.087	22.473.952	-39,92	14.782.565	12.279.225	-16,93
GERMANY, FED. REP. OF	0	96.364	-	0	53.887	-
BELGIUM	195	0	-100	30	0	-100
FINLAND	19.920	0	-100	7.629	0	-100
ITALY	107.113.080	73.858.262	-31,05	39.159.434	40.937.655	4,54
SPAIN	13	0	-100	143	0	-100
RUSSIA FEDERATION	22	0	-100	35	0	-100
-ALAS KAKI (KULIT, KARET DAN KAI	69.361.991	77.018.302	11,04	981.943.602	1.105.887.869	12,62
JAPAN	4.172.331	4.198.647	0,63	48.339.273	52.470.435	8,55
HONG KONG	726.911	933.501	28,42	9.873.194	12.802.537	29,67
KOREA, DEMOCRATIC PEOPLE'S REI	49	20.802	42353,06	843	312.730	36997,27
KOREA, REPUBLIC OF	1.225.328	1.357.093	10,75	14.960.261	17.752.405	18,66
TAIWAN	1.222.399	1.241.668	1,58	7.303.702	8.248.138	12,93
CHINA	1.164.706	2.713.656	132,99	17.888.834	40.277.969	125,16
MACAU	1	0	-100	3	0	-100
PAPUA NEW GUINEA	125.556	68.295	-45,61	519.081	549.492	5,86
THAILAND	372.269	361.524	-2,89	5.800.299	7.180.904	23,8
SINGAPORE	2.795.371	2.807.128	0,42	29.761.357	26.629.855	-10,52
PHILIPPINES	249.744	415.548	66,39	2.596.068	3.988.137	53,62
MALAYSIA	660.458	738.295	11,79	8.478.815	7.096.642	-16,3
CAMBODIA	1.026	24	-97,66	4.798	27	-99,44
BRUNEI DARUSSALAM	33.987	13.781	-59,45	207.554	119.749	-42,3
NEPAL	1.030	1.635	58,74	21.269	19.897	-6,45
VIET NAM	141.602	89.900	-36,51	1.141.992	965.649	-15,44
MALDIVES	184.765	184.672	-0,05	272.448	231.482	-15,04
INDIA	111.893	99.738	-10,86	944.384	1.209.817	28,11
PAKISTAN	8.588	456	-94,69	31.654	3.847	-87,85
BANGLADESH	24.534	78.627	220,48	87.001	389.037	347,16
SRI LANKA	23.500	17.340	-26,21	15.618	36.705	135,02
AFGHANISTAN	493	0	-100	4.303	0	-100
IRAN (ISLAMIC REPUBLIC OF)	48	0	-100	197	0	-100
SAUDI ARABIA	112.941	174.304	54,33	436.499	661.692	51,59
ISRAEL	0	127.945	-	0	1.901.000	-
KUWAIT	1.567	3.594	129,36	31.290	25.981	-16,97
JORDAN	30.541	27.290	-10,64	48.019	89.081	85,51
LEBANON	22.262	21.919	-1,54	226.181	252.956	11,84
YEMEN	35.204	205.489	483,71	69.126	275.723	298,87
OMAN	64	0	-100	30	0	-100
SYRIA ARAB REPUBLIC	2.332	6.879	194,98	24.981	82.765	231,31
TURKEY	463.296	666.949	43,96	6.175.288	9.564.355	54,88
UNITED ARAB EMIRATES	361.068	425.160	17,75	4.732.884	5.001.171	5,67
QATAR	0	6.580	-	0	137.559	-
BAHRAIN	13	556	4176,92	10	4.854	48440
CYPRUS	22.086	10.922	-50,55	164.034	179.078	9,17
EGYPT	33.155	55.540	67,52	706.132	848.617	20,18
MOROCCO	7.783	1.965	-74,75	56.248	23.203	-58,75
TUNISIA	1.727	9.473	448,52	24.972	135.143	441,18
ALGERIA	966	2.150	122,57	15.021	44.203	194,27
SUDAN	6	0	-100	49	0	-100
ERITREA	174	0	-100	833	0	-100
NAMIBIA	0	34	-	0	103	-
TANZANIA, UNITED REPUBLIC OF	1.160	312	-73,1	11.470	2.025	-82,35
MADAGASCAR	50.820	24.021	-52,73	55.504	22.344	-59,74
KENYA	31.127	28.118	-9,67	53.731	103.764	93,12
REUNION	6.053	17.455	188,37	37.457	145.154	287,52
MOZAMBIQUE	17.347	22.280	28,44	13.471	5.666	-57,94
TOGO	4.840	4.215	-12,91	7.800	8.978	15,1
GHANA	7.000	12.000	71,43	11.868	3.000	-74,72
LIBERIA	0	27	-	0	100	-
GUINEA	12.074	24.099	99,59	11.730	62.959	436,73
CONGO	60.000	71.380	18,97	106.366	60.168	-43,43
CAMEROON	1	817	81600	4	9.475	236775
GABON	682	3.233	374,05	500	31.573	6214,6
COTE D'IVOIRE	639	2.242	250,86	896	28.166	3043,53
SENEGAL	7.000	24.620	251,71	12.362	47.249	282,21

TABEL 5. PERKEMBANGAN EKSPOR INDONESIA MENURUT KOMODITI DAN NEGARA TUJUAN

JENIS BARANG	BERAT BERSIH (KG)		PERUB	NILAI FOB (US \$)		PERUB
	JAN-JUL 2007	JAN-JUL 2008	%	JAN-JUL 2007	JAN-JUL 2008	%
(1)	(2)	(3)	(4)	(5)	(6)	(7)
BENIN	0	51.358	-	0	52.347	-
GAMBIA	156	0	-100	293	0	-100
U.S. VIRGIN ISLANDS	47	2	-95,74	323	13	-95,98
SEYCHELLES	2.037	2.735	34,27	14.441	13.764	-4,69
UGANDA	4	0	-100	36	0	-100
DJIBOUTI	200	0	-100	5.226	0	-100
SAO TOME AND PRINCIPE	2.134	212	-90,07	3.780	179	-95,26
SOUTH AFRICA	604.008	633.351	4,86	8.163.552	9.172.868	12,36
COMOROS	7.767	7.735	-0,41	34.872	29.139	-16,44
MAURITIUS	32.176	16.880	-47,54	90.945	61.381	-32,51
AUSTRALIA	1.037.854	1.263.923	21,78	15.064.302	17.940.706	19,09
NEW ZEALAND	122.690	148.412	20,97	1.792.143	2.440.879	36,2
GUAM	302	2	-99,34	570	17	-97,02
PALAU	50	466	832	56	784	1300
NEW CALEDONIA	6.905	1.839	-73,37	33.636	6.290	-81,3
NORTHERN MARIANA ISLANDS	2.010	0	-100	19.495	0	-100
SAINT VINCENT AND THE GRENADIN	377	0	-100	732	0	-100
VANUATU	927	5.557	499,46	1.262	97.406	7618,38
AMERICAN SAMOA	99	4	-95,96	1.136	361	-68,22
COOK ISLANDS	1.899	146	-92,31	2.627	1.848	-29,65
FIJI	10.723	3.476	-67,58	59.576	47.312	-20,59
MARSHALL ISLANDS	4	0	-100	174	0	-100
TONGA	672	0	-100	829	0	-100
EAST TIMOR	3.029	396.044	12975,07	31.687	399.397	1160,44
UNITED STATES	15.938.167	15.001.559	-5,88	243.778.607	225.542.215	-7,48
CANADA	638.085	585.535	-8,24	8.763.101	9.280.457	5,9
MEXICO	1.761.921	1.959.027	11,19	18.114.923	21.818.280	20,44
GUATEMALA	14	6.179	44035,71	195	52.996	27077,44
HONDURAS	14.429	26.536	83,91	100.703	197.881	96,5
NICARAGUA	0	59	-	0	85	-
PANAMA	536.771	697.276	29,9	7.698.902	10.989.722	42,74
CUBA	220	0	-100	945	0	-100
SURINAME	3.771	280	-92,57	12.984	3.790	-70,81
CHILE	282.273	419.178	48,5	4.209.122	6.400.335	52,06
VENEZUELA	10.053	27.262	171,18	159.378	382.316	139,88
ARGENTINA	243.686	377.735	55,01	3.484.153	5.684.631	63,16
BRAZIL	396.899	383.278	-3,43	5.709.327	6.467.812	13,29
COLOMBIA	88.016	88.616	0,68	1.205.643	1.291.133	7,09
BOLIVIA	0	4.163	-	0	55.554	-
URUGUAY	24.242	37.662	55,36	408.615	678.540	66,06
PARAGUAY	18.391	61.129	232,39	211.132	887.808	320,5
ECUADOR	50.176	50.031	-0,29	740.749	731.335	-1,27
PERU	58.984	46.098	-21,85	673.742	592.524	-12,05
JAMAICA	111	2.643	2281,08	3.306	24.963	655,08
PUERTO RICO	2.210	4.442	101	12.620	32.920	160,86
BELIZE	2.150	1	-99,95	5.855	5	-99,91
DOMINICAN REPUBLIC	1.074	1.157	7,73	1.779	2.297	29,12
EL SALVADOR	11.802	1.899	-83,91	49.880	22.474	-54,94
COSTA RICA	21.191	3.117	-85,29	223.795	25.575	-88,57
BARBADOS	119	22.027	18410,08	165	61.318	37062,42
ANTIGUA AND BARBUDA	1	298	29700	10	1.731	17210
ARUBA	15	0	-100	764	0	-100
BERMUDA	142	276	94,37	1.267	1.529	20,68
CAYMAN ISLANDS	120	2	-98,33	10.272	125	-98,78
FALKLAND ISLANDS (MALVINAS)	151	0	-100	198	0	-100
FRENCH GUIANA	0	16	-	0	55	-
FRENCH POLYNESIA	10.886	6.975	-35,93	34.697	23.886	-31,16
MARTINIQUE	102	116	13,73	1.614	739	-54,21
NETHERLANDS ANTILLES	1.104	5.237	374,37	15.047	46.253	207,39
TURKS AND CAICOS ISLANDS	0	166	-	0	355	-
GUADELOUPE	513	167	-67,45	2.403	1.226	-48,98
SAINT KITTS AND NEVIS	1	1	0	16	2	-87,5
UNITED KINGDOM	6.353.753	6.010.898	-5,4	80.339.257	83.439.622	3,86
NETHERLANDS	4.072.796	3.837.711	-5,77	59.477.178	60.452.849	1,64
FRANCE	2.110.266	2.101.393	-0,42	29.627.727	30.214.384	1,98
GERMANY, FED. REP. OF	5.276.528	6.664.268	26,3	90.720.583	110.228.473	21,5
AUSTRIA	42.810	97.136	126,9	474.669	1.592.108	235,41
BELGIUM	5.561.090	7.515.732	35,15	84.756.797	112.968.488	33,29
SWITZERLAND	97.181	120.208	23,69	1.204.494	1.653.054	37,24
MONACO	4.724	1.398	-70,41	58.381	12.665	-78,31
DENMARK	733.876	1.480.472	101,73	17.781.520	27.372.720	53,94
NORWAY	111.339	82.369	-26,02	2.000.090	1.729.634	-13,52
SWEDEN	99.984	317.540	217,59	1.486.857	3.175.135	113,55
FINLAND	38.044	80.672	112,05	618.364	2.623.742	324,3
IRELAND	150.066	133.539	-11,01	2.290.519	2.045.181	-10,71
ITALY	4.908.462	4.931.857	0,48	70.430.585	84.115.275	19,43
SPAIN	1.485.502	1.637.320	10,22	18.515.732	22.155.832	19,66
PORTUGAL	239.490	151.608	-36,7	6.966.793	3.984.234	-42,81

TABEL 5. PERKEMBANGAN EKSPOR INDONESIA MENURUT KOMODITI DAN NEGARA TUJUAN

JENIS BARANG	BERAT BERSIH (KG)		PERUB	NILAI FOB (US \$)		PERUB
	JAN-JUL 2007	JAN-JUL 2008	%	JAN-JUL 2007	JAN-JUL 2008	%
(1)	(2)	(3)	(4)	(5)	(6)	(7)
ICELAND	956	1.371	43,41	10.062	17.260	71,54
GREECE	272.171	487.270	79,03	3.872.711	6.901.852	78,22
HUNGARY	28.844	36.824	27,67	275.185	427.905	55,5
POLAND	50.094	71.142	42,02	586.129	692.209	18,1
ROMANIA	1.410	1.461	3,62	13.395	40.445	201,94
BULGARIA	16.417	37.888	130,79	97.223	248.015	155,1
YUGOSLAVIA	19.642	67.034	241,28	307.725	1.076.507	249,83
KAZAKHSTAN	0	7.707	-	0	155.200	-
KYRGYZSTAN	0	523	-	0	4.478	-
UKRAINE	81.455	171.628	110,7	1.123.629	2.458.581	118,81
LITHUANIA	2.116	9.038	327,13	54.498	285.674	424,19
LATVIA	20.263	5.800	-71,38	240.625	59.500	-75,27
ESTONIA	148.991	3.951	-97,35	3.789.527	48.383	-98,72
CROATIA	41.919	18.246	-56,47	402.433	248.631	-38,22
BOSNIA AND HERZEGOVINA	0	1.274	-	0	12.932	-
MALTA	1.051	93	-91,15	22.782	1.848	-91,89
SLOVAKIA	413.670	264.262	-36,12	15.656.483	9.915.187	-36,67
SLOVENIA	48.009	130.369	171,55	619.318	1.419.384	129,19
CZECH REPUBLIC	49.380	62.025	25,61	687.339	808.660	17,65
RUSSIA FEDERATION	385.315	800.092	107,65	5.189.686	11.690.705	125,27
-PRODUK KERAMIK	290.444.264	294.169.066	1,28	166.124.231	184.282.952	10,93
JAPAN	5.709.867	4.559.903	-20,14	14.742.231	15.818.842	7,3
HONG KONG	452.875	499.855	10,37	842.582	1.107.330	31,42
KOREA, REPUBLIC OF	33.677.239	31.431.770	-6,67	11.827.391	12.630.189	6,79
TAIWAN	25.463.913	27.145.766	6,6	8.344.821	9.063.775	8,62
CHINA	588.312	596.218	1,34	1.159.153	1.998.678	72,43
MACAU	17.294	10.846	-37,28	205.392	115.905	-43,57
PAPUA NEW GUINEA	254.402	186.878	-26,54	61.430	48.505	-21,04
THAILAND	15.055.069	20.534.044	36,39	5.039.659	7.855.837	55,88
SINGAPORE	3.699.169	3.009.268	-18,65	2.671.760	2.508.226	-6,12
PHILIPPINES	5.877.900	8.406.648	43,02	1.607.472	2.324.376	44,6
MALAYSIA	25.740.108	30.784.882	19,6	5.645.419	7.798.561	38,14
MYANMAR (FORM. BURMA)	781.305	940.745	20,41	109.452	152.495	39,33
CAMBODIA	1.018.076	4.184.166	310,99	255.223	852.355	233,96
BRUNEI DARUSSALAM	1.766.703	2.672.326	51,26	459.395	750.993	63,47
LAO PEOPLE'S DEMOCRATIC REPUB	245	0	-100	1.454	0	-100
NEPAL	41.740	43.977	5,36	12.882	26.520	105,87
VIET NAM	654.674	1.712.289	161,55	316.782	654.286	106,54
MALDIVES	1.011.858	3.395.621	235,58	458.193	875.094	90,99
INDIA	1.159.502	1.280.474	10,43	1.708.400	2.265.072	32,58
PAKISTAN	10.033.948	11.314.821	12,77	1.854.204	2.335.265	25,94
BANGLADESH	225.800	335.738	48,69	188.781	112.502	-40,41
SRI LANKA	8.211.277	11.102.289	35,21	1.754.902	2.145.584	22,26
AFGHANISTAN	0	467.639	-	0	75.515	-
IRAQ	0	243.662	-	0	75.251	-
IRAN (ISLAMIC REPUBLIC OF)	18.010	114.952	538,27	6.352	396.190	6137,25
SAUDI ARABIA	11.317.034	11.032.792	-2,51	2.128.297	2.155.097	1,26
ISRAEL	24.082	1.574.708	6438,94	25.941	397.315	1431,61
KUWAIT	1.286.376	914.223	-28,93	260.489	203.016	-22,06
JORDAN	923.800	1.465.000	58,58	160.307	306.434	91,15
LEBANON	5.031	109.290	2072,33	11.820	67.540	471,4
YEMEN	342.429	436.121	27,36	77.681	110.484	42,23
OMAN	48.612	51.191	5,31	89.085	23.013	-74,17
SYRIA ARAB REPUBLIC	141	1.541	992,91	1.129	3.325	194,51
TURKEY	4.249.197	1.619.943	-61,88	2.553.527	1.756.449	-31,21
UNITED ARAB EMIRATES	3.744.047	6.467.077	72,73	2.049.755	3.937.610	92,1
QATAR	2.076.072	3.908.854	88,28	936.935	1.515.843	61,79
BAHRAIN	226.713	504.473	122,52	84.686	216.718	155,91
CYPRUS	97.308	19.977	-79,47	48.123	31.365	-34,82
EGYPT	376.609	396.526	5,29	225.994	436.622	93,2
MOROCCO	16.686	32.387	94,1	6.630	17.906	170,08
TUNISIA	1.505	14.380	855,48	4.002	35.123	777,64
ALGERIA	513	0	-100	1.423	0	-100
SUDAN	0	27.981	-	0	27.385	-
NAMIBIA	0	84	-	0	254	-
TANZANIA, UNITED REPUBLIC OF	136	166.157	122074,26	600	23.070	3745
MADAGASCAR	181	4.397	2329,28	171	6.307	3588,3
KENYA	74.150	633	-99,15	12.807	259	-97,98
REUNION	1.570.715	1.261.841	-19,66	406.669	326.196	-19,79
MOZAMBIQUE	5.863	742	-87,34	10.897	432	-96,04
BOTSWANA	122.160	84.425	-30,89	19.860	14.840	-25,28
TOGO	26.816	17.539	-34,6	4.275	3.858	-9,75
ANGOLA	926.971	283.635	-69,4	298.369	108.678	-63,58
CONGO	154	0	-100	100	0	-100
CAMEROON	580	0	-100	900	0	-100
NIGERIA	24.443	203.902	734,19	13.440	170.060	1165,33
GABON	48	544	1033,33	45	1.669	3608,89

TABEL 5. PERKEMBANGAN EKSPOR INDONESIA MENURUT KOMODITI DAN NEGARA TUJUAN

JENIS BARANG	BERAT BERSIH (KG)		PERUB %	NILAI FOB (US \$)		PERUB %
	JAN-JUL 2007	JAN-JUL 2008		JAN-JUL 2007	JAN-JUL 2008	
(1)	(2)	(3)	(4)	(5)	(6)	(7)
COTE D'IVOIRE	23.409	10.392	-55,61	11.823	13.326	12,71
SENEGAL	95.838	85	-99,91	45.523	108	-99,76
MAURITANIA	2.914	70.537	2320,62	2.000	13.839	591,95
BENIN	1.771	2.486	40,37	700	1.696	142,29
U.S. VIRGIN ISLANDS	93	62	-33,33	303	36	-88,12
SEYCHELLES	3.259	13.031	299,85	10.865	60.716	458,82
UGANDA	570	0	-100	977	0	-100
NIGER	0	66	-	0	116	-
DJIBOUTI	0	790	-	0	3.625	-
SAO TOME AND PRINCIPE	1.012	1.780	75,89	1.792	1.500	-16,29
SWAZILAND	0	3.382	-	0	1.870	-
SOUTH AFRICA	6.714.357	9.712.782	44,66	18.629.454	19.972.435	7,21
MAURITIUS	3.153.868	3.860.970	22,42	639.734	931.789	45,65
VIRGIN ISLANDS (BRITISH)	29	0	-100	233	0	-100
AUSTRALIA	23.309.277	22.210.805	-4,71	8.471.423	9.682.605	14,3
NEW ZEALAND	1.514.811	1.202.311	-20,63	667.440	584.889	-12,37
MICRONESIA, FEDERATED STATES C	0	144	-	0	736	-
GUAM	13.448	4.672	-65,26	16.239	5.468	-66,33
PALAU	32	25.817	80578,13	47	8.183	17310,64
NEW CALEDONIA	12.572	42.324	236,65	13.464	30.455	126,2
NORTHERN MARIANA ISLANDS	2.856	0	-100	4.307	0	-100
SAINT VINCENT AND THE GRENADIN	543	1.023	88,4	773	1.831	136,87
VANUATU	86.127	81.984	-4,81	40.801	116.303	185,05
WALLIS AND FUTUNA ISLANDS	292	692	136,99	564	1.278	126,6
AMERICAN SAMOA	49.466	132.856	168,58	11.354	37.081	226,59
COOK ISLANDS	5.423	27.753	411,76	9.840	14.575	48,12
FIJI	240.531	276.731	15,05	81.189	113.939	40,34
SAMOA	118.521	72.886	-38,5	25.986	16.968	-34,7
SOLOMON ISLANDS	0	474	-	0	1.265	-
TONGA	13.870	7.265	-47,62	11.769	16.387	39,24
EAST TIMOR	160.243	580.848	262,48	32.107	393.826	1126,6
UNITED STATES	41.152.527	23.275.270	-43,44	34.874.592	31.830.140	-8,73
CANADA	4.733.903	4.004.669	-15,4	3.098.588	2.711.989	-12,48
MEXICO	111.227	103.799	-6,68	308.971	225.121	-27,14
GUATEMALA	275.139	382	-99,86	66.797	1.761	-97,36
HONDURAS	10	0	-100	15	0	-100
NICARAGUA	229	2.248	881,66	172	3.515	1943,6
PANAMA	334.900	560.080	67,24	78.914	156.145	97,87
SURINAME	54	0	-100	318	0	-100
CHILE	432.411	232.681	-46,19	244.842	114.458	-53,25
VENEZUELA	868	21	-97,58	5.485	14	-99,74
ARGENTINA	75.721	26.879	-64,5	74.691	33.637	-54,97
BRAZIL	3.488	20.823	496,99	6.149	49.070	698,02
COLOMBIA	105.281	53.885	-48,82	161.995	53.287	-67,11
BOLIVIA	48.701	24.089	-50,54	16.609	6.104	-63,25
URUGUAY	1.177	24.013	1940,19	1.466	7.309	398,57
ECUADOR	298	4	-98,66	200	8	-96
PERU	21.999	184.735	739,74	22.655	82.098	262,38
TRINIDAD AND TOBAGO	125.328	173.856	38,72	29.993	55.910	86,41
BAHAMAS	5.720	18.934	231,01	41.505	9.817	-76,35
JAMAICA	517.113	1.087.073	110,22	139.910	327.914	134,37
PUERTO RICO	615.844	439.685	-28,6	237.002	211.951	-10,57
DOMINICAN REPUBLIC	5.883	12.836	118,19	6.053	29.207	382,52
COSTA RICA	4.720	8.936	89,32	4.022	8.289	106,09
BARBADOS	4.325	1.071	-75,24	4.973	2.433	-51,08
ANTIGUA AND BARBUDA	15	24.893	165853,33	29	7.791	26765,52
ANGUILLA	846	0	-100	2.440	0	-100
ARUBA	160	510	218,75	245	1.641	569,8
BERMUDA	439	324	-26,2	3.235	2.596	-19,75
CAYMAN ISLANDS	64	164	156,25	18	36	100
FRENCH GUIANA	1.159	4.064	250,65	2.015	8.106	302,28
FRENCH POLYNESIA	180.351	600.712	233,08	44.006	86.534	96,64
GRENADA	22.697	48.634	114,28	9.623	18.370	90,9
MARTINIQUE	1.689	132.467	7742,92	2.050	30.280	1377,07
NETHERLANDS ANTILLES	32.498	16.330	-49,75	6.337	8.579	35,38
SAINT LUCIA	0	1.069	-	0	6.163	-
TURKS AND CAICOS ISLANDS	0	489	-	0	830	-
GUADELOUPE	3.958	232.905	5784,41	7.850	47.626	506,7
SAINT KITTS AND NEVIS	0	552	-	0	210	-
UNITED KINGDOM	4.981.362	6.469.161	29,87	8.666.582	10.815.643	24,8
NETHERLANDS	1.566.914	1.376.520	-12,15	1.242.692	1.712.621	37,82
FRANCE	1.348.790	1.087.269	-19,39	2.416.327	1.672.314	-30,79
GERMANY, FED. REP. OF	414.015	844.026	103,86	931.656	1.139.453	22,3
AUSTRIA	5.758	9.077	57,64	11.643	17.916	53,88
BELGIUM	4.720.280	2.295.051	-51,38	2.340.423	4.385.733	87,39
SWITZERLAND	205.913	58.099	-71,78	353.331	182.093	-48,46
MONACO	0	11	-	0	39	-
DENMARK	76.134	90.736	19,18	68.606	98.723	43,9

TABEL 5. PERKEMBANGAN EKSPOR INDONESIA MENURUT KOMODITI DAN NEGARA TUJUAN

JENIS BARANG	BERAT BERSIH (KG)		PERUB	NILAI FOB (US \$)		PERUB
	JAN-JUL 2007	JAN-JUL 2008	%	JAN-JUL 2007	JAN-JUL 2008	%
(1)	(2)	(3)	(4)	(5)	(6)	(7)
NORWAY	3.133.192	1.620.432	-48,28	818.891	751.735	-8,2
SWEDEN	1.088.104	1.855.292	70,51	611.1309	1.526.032	149,63
FINLAND	119.359	114.041	-4,46	811.169	864.356	6,56
IRELAND	312.870	122.921	-60,71	429.416	180.380	-57,99
ITALY	10.784.728	5.544.444	-48,59	5.967.094	4.649.029	-22,09
SPAIN	1.286.990	911.599	-29,17	1.998.898	1.280.419	-35,94
PORTUGAL	39.105	12.182	-68,85	32.201	28.301	-12,11
ICELAND	1.269	0	-100	8.087	0	-100
GREECE	3.761.511	2.087.283	-44,51	798.634	814.969	2,05
ANDORRA	0	26.450	-	0	8.988	-
HUNGARY	10.810	12.935	19,66	22.319	20.647	-7,49
POLAND	22.399	829.361	3602,67	17.271	191.772	1010,37
ROMANIA	3.444	8.861	157,29	4.523	20.212	346,87
BULGARIA	3.952	8.529	115,81	12.948	14.350	10,83
YUGOSLAVIA	1.827	5.339	192,23	2.813	65.788	2238,71
ALBANIA	0	46	-	0	72	-
AZERBAIJAN	0	110	-	0	829	-
KAZAKHSTAN	237	39	-83,54	333	144	-56,76
UKRAINE	1.069.381	1.847.188	72,73	374.889	807.523	115,4
LITHUANIA	23.498	626	-97,34	4.552	548	-87,96
ESTONIA	28.510	45.586	59,89	9.990	13.575	35,89
GEORGIA	1.250	2.882	130,56	9.300	9.909	6,55
CROATIA	78.625	91.447	16,31	92.034	115.325	25,31
BOSNIA AND HERZEGOVINA	0	379	-	0	1.773	-
MALTA	316.852	188.448	-40,52	66.760	59.985	-10,15
SLOVAKIA	8.330	1.384	-83,39	5.478	2.964	-45,89
SLOVENIA	512	1.904	271,88	903	2.666	195,24
CZECH REPUBLIC	74.876	880.306	1075,69	165.101	293.237	77,61
RUSSIA FEDERATION	1.659.935	479.932	-71,09	886.299	482.891	-45,52
-EMAS BATANGAN	19.752	18.392	-6,89	403.706.399	545.347.124	35,09
JAPAN	544	75	-86,21	7.577	2.054.389	27013,49
HONG KONG	1.341	3.039	126,62	28.637.621	91.534.749	219,63
SINGAPORE	9.808	8.191	-16,49	209.494.844	239.793.220	14,46
MALAYSIA	473	618	30,66	10.121.754	18.822.339	85,96
AUSTRALIA	7.417	6.456	-12,96	151.887.633	192.819.980	26,95
SWITZERLAND	169	0	-100	3.556.970	0	-100
ITALY	0	13	-	0	322.447	-
-PESAWAT UDARA DAN BAGIANNYA	1.413.905	1.951.894	38,05	89.951.332	51.272.765	-43
JAPAN	10.122	5.196	-48,67	2.325.259	407.654	-82,47
HONG KONG	4.330	10.269	137,16	588.297	1.843.147	213,3
KOREA, REPUBLIC OF	3.195	3.386	5,98	385.920	792.944	105,47
TAIWAN	2.292	6.487	183,03	26.168	182.250	596,46
CHINA	8.369	6.096	-27,16	1.240.374	1.030.426	-16,93
PAPUA NEW GUINEA	206	0	-100	50.150	0	-100
THAILAND	232.585	104.796	-54,94	17.142.066	777.656	-95,46
SINGAPORE	207.000	629.825	204,26	9.309.378	10.038.025	7,83
PHILIPPINES	592	31.963	5299,16	15.327	32.402	111,4
MALAYSIA	81.045	493.660	509,12	6.523.407	3.626.758	-44,4
CAMBODIA	101.019	125	-99,88	1.534.200	2.000	-99,87
BRUNEI DARUSSALAM	294	647	120,07	39.353	59.082	50,13
NEPAL	0	80	-	0	1.500	-
VIET NAM	119	0	-100	150	0	-100
INDIA	6.855	5.309	-22,55	519.850	393.076	-24,39
PAKISTAN	535	602	12,52	1.264.123	967.323	-23,48
BANGLADESH	69	290	320,29	200	12.000	5900
SRI LANKA	325	598	84	2.419	8.500	251,38
IRAN (ISLAMIC REPUBLIC OF)	33.307	0	-100	1.100.025	0	-100
SAUDI ARABIA	922	31.560	3322,99	3.885	312.091	7933,23
ISRAEL	0	150	-	0	1.000	-
JORDAN	1.383	216	-84,38	12.850	44.500	246,3
YEMEN	287	309	7,67	15.450	14.190	-8,16
OMAN	10	31.541	315310	9.358	67.750	623,98
TURKEY	169	422	149,7	86.408	283.156	227,7
UNITED ARAB EMIRATES	157.367	15.532	-90,13	1.230.801	337.226	-72,6
MADAGASCAR	3.695	0	-100	1.856	0	-100
KENYA	2.648	7.722	191,62	93.275	135.450	45,22
REUNION	832	0	-100	4.518	0	-100
TOGO	288	0	-100	400	0	-100
COTE D'IVOIRE	197	0	-100	277	0	-100
BURKINA FASO	0	174	-	0	6.255	-
CENTRAL AFRICAN REPUBLIC	42	0	-100	2.000	0	-100
SOUTH AFRICA	6.518	26.756	310,49	125.379	2.395.527	1810,63
MALAWI	0	51	-	0	850	-
AUSTRALIA	16.915	9.112	-46,13	1.646.356	1.299.014	-21,1
NEW ZEALAND	3.576	5.014	40,21	1.036.028	114.162	-88,98
FIJI	0	173	-	0	949	-

TABEL 5. PERKEMBANGAN EKSPOR INDONESIA MENURUT KOMODITI DAN NEGARA TUJUAN

JENIS BARANG	BERAT BERSIH (KG)		PERUB %	NILAI FOB (US \$)		PERUB %
	JAN-JUL 2007	JAN-JUL 2008		JAN-JUL 2007	JAN-JUL 2008	
(1)	(2)	(3)	(4)	(5)	(6)	(7)
UNITED STATES	41.260	91.105	120,81	4.130.425	4.598.139	11,32
CANADA	634	1.283	102,37	15.365	438.245	2752,23
CHILE	0	64	-	0	1.540	-
ARGENTINA	1.041	0	-100	2.010	0	-100
BRAZIL	0	14.232	-	0	3.936	-
COLOMBIA	0	11.342	-	0	350	-
BOLIVIA	0	20.000	-	0	20.000	-
ECUADOR	1.460	0	-100	50.000	0	-100
TRINIDAD AND TOBAGO	0	3	-	0	9	-
FRENCH POLYNESIA	714	97	-86,41	608	120	-80,26
UNITED KINGDOM	288.228	96.784	-66,42	19.210.614	13.462.428	-29,92
NETHERLANDS	18.571	29.394	58,28	555.962	1.444.880	159,89
FRANCE	40.208	11.786	-70,69	870.488	1.491.684	71,36
GERMANY, FED. REP. OF	83.161	99.138	19,21	10.121.775	992.305	-90,2
BELGIUM	27.809	862	-96,9	1.898.344	125.491	-93,39
SWITZERLAND	5.848	5.796	-0,89	305.841	336.418	10
LUXEMBOURG	0	45	-	0	5.500	-
DENMARK	1.232	60	-95,13	75.417	9.500	-87,4
NORWAY	3.750	0	-100	500.000	0	-100
SWEDEN	332	2.100	532,53	753	20.000	2556,04
FINLAND	0	2	-	0	4	-
IRELAND	1.262	547	-56,66	113.050	66.682	-41,02
ITALY	1.467	1.937	32,04	107.087	127.438	19
SPAIN	5.485	125.457	2187,27	3.247.914	2.790.239	-14,09
PORTUGAL	0	4.000	-	0	5.000	-
ICELAND	0	33	-	0	470	-
GREECE	0	96	-	0	2.400	-
BULGARIA	0	750	-	0	15.000	-
AZERBAIJAN	225	0	-100	10.000	0	-100
UKRAINE	0	356	-	0	3.000	-
CZECH REPUBLIC	0	24	-	0	20	-
RUSSIA FEDERATION	4.110	6.540	59,12	2.400.172	125.104	-94,79
-KAPAL LAUT DAN SEJENISNYA	552.941.337	243.786.634	-55,91	423.464.060	460.393.771	8,72
JAPAN	638.000	33.179	-94,8	3.184.455	148.030	-95,35
HONG KONG	3.000	13.818	360,6	99.710	9.762	-90,21
KOREA, REPUBLIC OF	20.243.853	3.200	-99,98	6.068.800	3.200	-99,95
CHINA	2.831	0	-100	8.870	0	-100
THAILAND	468.970	12.570.488	2580,45	4.351.474	14.065.186	223,23
SINGAPORE	474.539.604	182.607.092	-61,52	152.291.685	352.574.351	131,51
PHILIPPINES	184.000	0	-100	8.211.880	0	-100
MALAYSIA	15.520.354	20.387.781	31,36	11.630.554	51.067.847	339,08
VIET NAM	0	18.870.456	-	0	28.947.804	-
MALDIVES	1.560	0	-100	15.200	0	-100
INDIA	676.453	124.000	-81,67	7.019.800	4.638.000	-33,93
SAUDI ARABIA	4.154.518	8.500	-99,8	1.840.744	28.260	-98,46
KUWAIT	912.747	0	-100	959.979	0	-100
YEMEN	0	19.500	-	0	22.991	-
TURKEY	0	110	-	0	6.000	-
UNITED ARAB EMIRATES	38.211	627.452	1542,07	519.447	726.682	39,9
UGANDA	7.533	0	-100	18.000	0	-100
SOUTH AFRICA	0	30	-	0	100	-
AUSTRALIA	11.622.253	7.232.500	-37,77	177.732.509	5.271.971	-97,03
NEW ZEALAND	0	549.000	-	0	1.200.000	-
FIJI	0	721.000	-	0	1.350.000	-
UNITED STATES	150	7.999	5232,67	22.500	41.000	82,22
CANADA	2.050	0	-100	74.881	0	-100
URUGUAY	7.384	0	-100	24.702	0	-100
JAMAICA	822.000	0	-100	8.250.000	0	-100
UNITED KINGDOM	0	1.106	-	0	62.800	-
NETHERLANDS	7.366	2.750	-62,67	17.270	10.000	-42,1
FRANCE	34.500	2.965	-91,41	21.600	201.058	830,82
GERMANY, FED. REP. OF	17.030.000	0	-100	24.700.000	0	-100
DENMARK	0	600	-	0	418	-
SWEDEN	0	2.450	-	0	2.500	-
ITALY	6.024.000	0	-100	16.400.000	0	-100
SPAIN	0	658	-	0	15.811	-
-PERLENGKAPAN OLAHRAGA DAN I	16.868.930	17.542.005	3,99	131.849.083	159.544.214	21,01
JAPAN	797.600	799.678	0,26	15.925.806	16.614.043	4,32
HONG KONG	256.608	211.819	-17,45	1.913.069	2.241.394	17,16
KOREA, REPUBLIC OF	161.156	205.389	27,45	990.416	1.204.572	21,62
TAIWAN	10.381	64.383	520,2	46.086	134.220	191,24
CHINA	528.127	585.618	10,89	4.089.282	5.155.712	26,08
MONGOLIA	0	1.065	-	0	15.936	-
PAPUA NEW GUINEA	2.759	1.295	-53,06	5.653	8.332	47,39
THAILAND	36.068	29.408	-18,47	179.841	139.599	-22,38
SINGAPORE	602.039	353.602	-41,27	11.070.021	6.123.934	-44,68

TABEL 5. PERKEMBANGAN EKSPOR INDONESIA MENURUT KOMODITI DAN NEGARA TUJUAN

JENIS BARANG	BERAT BERSIH (KG)		PERUB	NILAI FOB (US \$)		PERUB
	JAN-JUL 2007	JAN-JUL 2008	%	JAN-JUL 2007	JAN-JUL 2008	%
(1)	(2)	(3)	(4)	(5)	(6)	(7)
PHILIPPINES	61.105	116.171	90,12	175.332	270.311	54,17
MALAYSIA	284.100	455.690	60,4	1.594.289	3.675.724	130,56
CAMBODIA	0	1.371	-	0	56.754	-
BRUNEI DARUSSALAM	963	7.620	691,28	3.583	21.758	507,26
VIET NAM	18.175	23.570	29,68	183.655	273.657	49,01
MALDIVES	2.038	3.341	63,94	12.015	4.967	-58,66
INDIA	81.582	52.620	-35,5	630.778	399.886	-36,6
PAKISTAN	134.713	97.341	-27,74	229.513	285.741	24,5
BANGLADESH	1.503	0	-100	7.517	0	-100
SRI LANKA	79.556	105.529	32,65	71.695	108.139	50,83
IRAN (ISLAMIC REPUBLIC OF)	18.191	11.165	-38,62	45.178	21.914	-51,49
SAUDI ARABIA	293.948	265.216	-9,77	355.107	451.746	27,21
ISRAEL	0	16.714	-	0	163.329	-
KUWAIT	2.215	3.029	36,75	24.312	22.112	-9,05
JORDAN	35.271	61.259	73,68	79.015	145.670	84,36
LEBANON	33.291	8.615	-74,12	50.710	16.504	-67,45
YEMEN	84	683	713,1	228	1.920	742,11
OMAN	0	300	-	0	639	-
SYRIA ARAB REPUBLIC	9.029	0	-100	20.870	0	-100
TURKEY	5.966	60.841	919,8	36.915	448.826	1115,84
UNITED ARAB EMIRATES	109.912	158.930	44,6	671.181	1.251.332	86,44
QATAR	122	0	-100	1.840	0	-100
BAHRAIN	5.416	3.524	-34,93	6.772	6.664	-1,59
CYPRUS	238	436	83,19	2.055	2.733	32,99
EGYPT	21.913	21.502	-1,88	169.210	173.340	2,44
MOROCCO	1.077	5.241	386,63	5.600	36.406	550,11
ALGERIA	61.458	48.486	-21,11	123.268	115.634	-6,19
SUDAN	16.657	31.102	86,72	34.924	109.763	214,29
KENYA	1.551	4.447	186,72	30.155	39.640	31,45
REUNION	0	3.970	-	0	14.768	-
ANGOLA	1.740	4.961	185,11	2.213	5.427	145,23
NIGERIA	0	12.754	-	0	51.615	-
GABON	0	390	-	0	170	-
BENIN	24.835	22.862	-7,94	158.488	118.811	-25,03
NIGER	5.132	0	-100	45.273	0	-100
SOUTH AFRICA	41.806	22.035	-47,29	406.898	144.729	-64,43
MAURITIUS	0	1.539	-	0	46.589	-
AUSTRALIA	371.411	544.645	46,64	2.453.549	2.939.003	19,79
NEW ZEALAND	53.191	76.639	44,08	308.946	344.942	11,65
GUAM	19.992	0	-100	13.000	0	-100
NEW CALEDONIA	465	0	-100	588	0	-100
FIJI	1.212	716	-40,92	4.645	4.538	-2,3
EAST TIMOR	56	1.918	3325	36	2.256	6166,67
UNITED STATES	4.410.650	5.064.025	14,81	32.234.674	46.741.859	45
CANADA	307.928	271.271	-11,9	2.421.167	2.336.573	-3,49
MEXICO	1.002.902	634.124	-36,77	6.956.705	5.534.287	-20,45
GUATEMALA	3.321	0	-100	27.984	0	-100
PANAMA	11.915	14.602	22,55	104.259	145.589	39,64
SURINAME	66	0	-100	385	0	-100
CHILE	222.236	29.186	-86,87	1.208.640	153.414	-87,31
VENEZUELA	123.095	114.915	-6,65	959.355	1.036.796	8,07
ARGENTINA	174.098	116.465	-33,1	1.081.920	967.536	-10,57
BRAZIL	878.550	647.253	-26,33	5.539.014	5.503.450	-0,64
COLOMBIA	41.267	33.566	-18,66	292.436	291.373	-0,36
BOLIVIA	877	0	-100	3.276	0	-100
URUGUAY	627	1.021	62,84	3.446	4.956	43,82
PARAGUAY	0	3.341	-	0	21.600	-
ECUADOR	5.569	3.740	-32,84	51.180	38.559	-24,66
PERU	32.399	9.086	-71,96	205.832	77.156	-62,52
EL SALVADOR	0	132.415	-	0	109.803	-
COSTA RICA	2.763	0	-100	24.966	0	-100
FRENCH POLYNESIA	0	1.022	-	0	15.216	-
UNITED KINGDOM	1.120.960	1.406.805	25,5	7.069.816	10.399.286	47,09
NETHERLANDS	507.379	524.381	3,35	3.795.875	4.533.672	19,44
FRANCE	797.274	789.715	-0,95	4.872.081	6.304.613	29,4
GERMANY, FED. REP. OF	899.368	760.165	-15,48	8.334.936	8.577.617	2,91
AUSTRIA	61.297	55.958	-8,71	431.879	731.565	69,39
BELGIUM	291.581	557.685	91,26	1.886.585	5.383.030	185,33
SWITZERLAND	27.320	50.281	84,04	223.625	353.714	58,17
DENMARK	71.247	96.328	35,2	408.856	1.028.661	151,59
NORWAY	42.784	12.819	-70,04	202.789	110.287	-45,61
SWEDEN	151.531	228.316	50,67	737.156	1.867.378	153,32
FINLAND	68.702	10.475	-84,75	420.729	153.238	-63,58
IRELAND	21.337	28.868	35,3	173.712	156.618	-9,84
ITALY	419.952	435.156	3,62	2.823.334	4.250.883	50,56
SPAIN	105.227	148.679	41,29	915.484	1.492.672	63,05
PORTUGAL	0	18.972	-	0	286.359	-
ICELAND	2.376	4.382	84,43	25.746	59.760	132,11

TABEL 5. PERKEMBANGAN EKSPOR INDONESIA MENURUT KOMODITI DAN NEGARA TUJUAN

JENIS BARANG	BERAT BERSIH (KG)		PERUB	NILAI FOB (US \$)		PERUB
	JAN-JUL 2007	JAN-JUL 2008	%	JAN-JUL 2007	JAN-JUL 2008	%
(1)	(2)	(3)	(4)	(5)	(6)	(7)
GREECE	52.401	77.117	47,17	266.930	718.117	169,03
HUNGARY	35.458	36.397	2,65	205.817	241.933	17,55
POLAND	44.925	108.833	142,25	247.058	921.265	272,89
ROMANIA	0	8.873	-	0	90.964	-
BULGARIA	0	2.555	-	0	23.519	-
YUGOSLAVIA	3.578	6.129	71,3	53.883	35.102	-34,86
BELARUS	15.291	8.837	-42,21	41.544	41.123	-1,01
KAZAKHSTAN	2.870	2.434	-15,19	28.712	26.590	-7,39
UKRAINE	19.126	41.729	118,18	209.016	399.698	91,23
UZBEKISTAN	0	173	-	0	3.319	-
LITHUANIA	8.069	0	-100	58.337	0	-100
LATVIA	1.080	1.856	71,85	11.260	23.554	109,18
ESTONIA	0	2.593	-	0	26.284	-
CROATIA	42.360	25.190	-40,53	102.048	120.046	17,64
SLOVAKIA	1.120	3.926	250,54	12.928	69.371	436,59
SLOVENIA	9.231	4.971	-46,15	26.769	19.694	-26,43
CZECH REPUBLIC	335.828	287.608	-14,36	2.413.952	2.612.958	8,24
RUSSIA FEDERATION	296.343	208.338	-29,7	2.553.460	2.087.458	-18,25
-PENA DAN PENSIL	7.202.481	6.273.176	-12,9	46.264.367	44.293.905	-4,26
JAPAN	311.818	199.355	-36,07	3.277.857	2.123.793	-35,21
HONG KONG	26.133	37.563	43,74	264.250	387.483	46,64
KOREA, REPUBLIC OF	24.612	29.953	21,7	238.335	319.357	34
TAIWAN	25.534	27.420	7,39	240.312	253.311	5,41
CHINA	52.918	35.017	-33,83	536.580	404.183	-24,67
PAPUA NEW GUINEA	85	16	-81,18	658	132	-79,94
THAILAND	68.980	139.594	102,37	630.546	1.364.625	116,42
SINGAPORE	104.718	76.159	-27,27	838.742	675.655	-19,44
PHILIPPINES	118.139	119.953	1,54	692.466	713.183	2,99
MALAYSIA	180.823	184.492	2,03	1.756.385	1.790.913	1,97
MYANMAR (FORM. BURMA)	0	12.399	-	0	33.360	-
CAMBODIA	0	405	-	0	1.611	-
BRUNEI DARUSSALAM	0	235	-	0	374	-
NEPAL	0	22	-	0	151	-
VIET NAM	2.109	2.907	37,84	20.423	34.459	68,73
MALDIVES	4.561	3.596	-21,16	4.283	7.220	68,57
INDIA	7.612	4.037	-46,97	62.853	51.553	-17,98
PAKISTAN	21.529	5.894	-72,62	133.145	43.071	-67,65
BANGLADESH	25.430	42.676	67,82	243.347	393.651	61,77
SRI LANKA	117	1	-99,15	425	7	-98,35
IRAN (ISLAMIC REPUBLIC OF)	123.516	258.076	108,94	913.676	1.730.417	89,39
SAUDI ARABIA	230.287	244.368	6,11	2.038.205	2.179.658	6,94
KUWAIT	11.174	20.031	79,26	116.456	214.225	83,95
JORDAN	717	409	-42,96	7.031	2.277	-67,61
LEBANON	24.200	18.126	-25,1	179.066	139.067	-22,34
YEMEN	14.949	1	-99,99	12.512	4	-99,97
OMAN	8.323	14.296	71,76	91.041	143.479	57,6
SYRIA ARAB REPUBLIC	21.265	19.384	-8,85	135.183	134.248	-0,69
TURKEY	95.869	161.927	68,9	476.279	1.046.478	119,72
UNITED ARAB EMIRATES	83.949	88.403	5,31	747.593	778.608	4,15
QATAR	12.411	28.083	126,28	137.967	304.763	120,9
BAHRAIN	5.015	9.068	80,82	54.680	100.157	83,17
EGYPT	113.903	183.496	61,1	848.504	1.378.251	62,43
MOROCCO	10.746	8.125	-24,39	96.584	73.190	-24,22
ALGERIA	0	288	-	0	1.340	-
TOGO	19.503	0	-100	11.957	0	-100
COTE D'IVOIRE	46.897	58.642	25,04	27.624	34.023	23,16
BURKINA FASO	18.694	0	-100	10.555	0	-100
GAMBIA	139	0	-100	261	0	-100
SOUTH AFRICA	39.922	77.484	94,09	130.705	303.763	132,4
AUSTRALIA	90.534	237.879	162,75	635.121	1.346.775	112,05
NEW ZEALAND	12.888	11.749	-8,84	122.687	109.329	-10,89
COOK ISLANDS	0	1.266	-	0	1.979	-
FIJI	308	458	48,7	2.115	4.024	90,26
EAST TIMOR	2	14.288	714300	7	11.854	169242,86
UNITED STATES	3.605.041	2.357.231	-34,61	18.385.344	14.184.367	-22,85
CANADA	17.014	20.204	18,75	307.841	310.102	0,73
MEXICO	400.070	382.963	-4,28	2.668.669	2.678.361	0,36
CHILE	0	1.549	-	0	23.924	-
ARGENTINA	3.944	4.710	19,42	48.852	60.035	22,89
BRAZIL	0	6.035	-	0	48.730	-
COLOMBIA	95.937	145.257	51,41	584.511	940.817	60,96
ECUADOR	13.120	12.691	-3,27	84.663	98.498	16,34
JAMAICA	588	0	-100	6.137	0	-100
PUERTO RICO	8.024	0	-100	56.391	0	-100
FRENCH POLYNESIA	0	73	-	0	280	-
UNITED KINGDOM	197.284	136.396	-30,86	1.882.632	1.207.938	-35,84
NETHERLANDS	320.186	297.258	-7,16	1.819.825	1.784.233	-1,96

TABEL 5. PERKEMBANGAN EKSPOR INDONESIA MENURUT KOMODITI DAN NEGARA TUJUAN

JENIS BARANG	BERAT BERSIH (KG)		PERUB	NILAI FOB (US \$)		PERUB
	JAN-JUL 2007	JAN-JUL 2008	%	JAN-JUL 2007	JAN-JUL 2008	%
(1)	(2)	(3)	(4)	(5)	(6)	(7)
FRANCE	69.627	56.467	-18,9	401.843	401.423	-0,1
GERMANY, FED. REP. OF	257.175	269.456	4,78	1.987.570	2.005.232	0,89
BELGIUM	1.387	807	-41,82	11.420	6.417	-43,81
SWITZERLAND	0	64	-	0	341	-
DENMARK	7.600	1.195	-84,28	65.225	8.701	-86,66
NORWAY	9.960	4.808	-51,73	107.169	50.850	-52,55
SWEDEN	47.673	72.430	51,93	481.807	662.340	37,47
FINLAND	1.513	943	-37,67	19.212	11.703	-39,08
IRELAND	26.431	22.691	-14,15	266.743	238.759	-10,49
ITALY	55.606	33.089	-40,49	518.040	394.341	-23,88
SPAIN	44.576	49.918	11,98	300.425	346.123	15,21
PORTUGAL	1.220	0	-100	4.097	0	-100
DEMOCRATIC REPUBLIC OF THE CO	117	0	-100	1.040	0	-100
HUNGARY	665	0	-100	11.237	0	-100
POLAND	0	22	-	0	79	-
KAZAKHSTAN	0	173	-	0	804	-
LATVIA	163	0	-100	2.879	0	-100
MALTA	814	858	5,41	8.240	11.423	38,63
CZECH REPUBLIC	56.411	18.347	-67,48	496.121	182.083	-63,3
RUSSIA FEDERATION	6	0	-100	18	0	-100
-BATU SEMI PERMATA	57.529	22.559	-60,79	796.587	216.586	-72,81
JAPAN	3.921	178	-95,46	144.312	31.883	-77,91
HONG KONG	1.920	15	-99,22	344.072	96.000	-72,1
TAIWAN	157	20.000	12638,85	282	10.000	3446,1
THAILAND	4	0	-100	16	0	-100
SINGAPORE	0	136	-	0	2.064	-
MALAYSIA	0	530	-	0	69.339	-
UNITED ARAB EMIRATES	20	0	-100	422	0	-100
CYPRUS	151	0	-100	165	0	-100
NIGERIA	3	0	-100	337	0	-100
SOUTH AFRICA	0	127	-	0	353	-
MAURITIUS	30	0	-100	14	0	-100
AUSTRALIA	14	0	-100	2.735	0	-100
NEW ZEALAND	21	0	-100	54	0	-100
UNITED STATES	48.279	19	-99,96	286.743	1.879	-99,34
CANADA	2	0	-100	45	0	-100
MEXICO	407	0	-100	1.150	0	-100
COSTA RICA	43	0	-100	37	0	-100
SAINT KITTS AND NEVIS	29	237	717,24	404	354	-12,38
UNITED KINGDOM	393	0	-100	7.964	0	-100
NETHERLANDS	31	0	-100	229	0	-100
FRANCE	103	64	-37,86	312	135	-56,73
GERMANY, FED. REP. OF	683	0	-100	854	0	-100
AUSTRIA	174	0	-100	942	0	-100
BELGIUM	2	0	-100	155	0	-100
SWITZERLAND	1	0	-100	1	0	-100
NORWAY	2	0	-100	78	0	-100
SPAIN	542	189	-65,13	2.306	1.366	-40,76
GREECE	406	417	2,71	1.978	2.415	22,09
HUNGARY	0	647	-	0	798	-
POLAND	191	0	-100	980	0	-100
-KOPER, TAS, DOMPET PLASTIK/TEK	4.953.665	4.087.402	-17,49	27.145.208	29.645.568	9,21
JAPAN	460.344	594.656	29,18	3.034.498	3.883.368	27,97
HONG KONG	69.959	92.551	32,29	871.278	761.296	-12,62
KOREA, REPUBLIC OF	49.354	16.591	-66,38	118.691	105.389	-11,21
TAIWAN	25.104	5.445	-78,31	57.881	19.611	-66,12
CHINA	52.230	164.747	215,43	554.848	1.224.227	120,64
MACAU	1	40	3900	1	552	55100
PAPUA NEW GUINEA	2.475	769	-68,93	16.856	3.021	-82,08
THAILAND	52.838	37.085	-29,81	98.845	121.505	22,92
SINGAPORE	83.562	96.390	15,35	1.080.775	1.137.877	5,28
PHILIPPINES	9.698	30.139	210,78	73.976	399.551	440,11
MALAYSIA	99.506	60.479	-39,22	235.503	348.225	47,86
BRUNEI DARUSSALAM	614	1.864	203,58	2.723	4.336	59,24
VIET NAM	193	474	145,6	141	1.028	629,08
MALDIVES	7.404	3.493	-52,82	34.538	14.777	-57,22
INDIA	38.628	41.982	8,68	169.871	212.619	25,16
PAKISTAN	0	10.948	-	0	54.186	-
BANGLADESH	65.116	33.101	-49,17	179.625	88.848	-50,54
SRI LANKA	3.259	7.761	138,14	7.902	12.492	58,09
IRAN (ISLAMIC REPUBLIC OF)	0	1.385	-	0	640	-
SAUDI ARABIA	53.881	34.854	-35,31	249.270	151.260	-39,32
ISRAEL	0	6	-	0	113	-
KUWAIT	279	860	208,24	60.381	16.953	-71,92
JORDAN	0	1.060	-	0	9.185	-
LEBANON	1.690	796	-52,9	6.240	5.245	-15,95

TABEL 5. PERKEMBANGAN EKSPOR INDONESIA MENURUT KOMODITI DAN NEGARA TUJUAN

JENIS BARANG	BERAT BERSIH (KG)		PERUB %	NILAI FOB (US \$)		PERUB %
	JAN-JUL 2007	JAN-JUL 2008		JAN-JUL 2007	JAN-JUL 2008	
(1)	(2)	(3)	(4)	(5)	(6)	(7)
OMAN	0	134	-	0	129	-
SYRIA ARAB REPUBLIC	0	17	-	0	96	-
TURKEY	299	96	-67,89	687	1.412	105,53
UNITED ARAB EMIRATES	265.064	317.995	19,97	1.279.906	1.426.741	11,47
QATAR	818	2.447	199,14	6.035	13.379	121,69
BAHRAIN	0	593	-	0	3.692	-
CYPRUS	6	0	-100	32	0	-100
EGYPT	15.704	0	-100	43.207	0	-100
MOROCCO	0	1.204	-	0	21.718	-
TUNISIA	36	0	-100	222	0	-100
NAMIBIA	0	32	-	0	292	-
TANZANIA, UNITED REPUBLIC OF	556	34	-93,88	2.461	385	-84,36
MADAGASCAR	9	493	5377,78	6	1.156	19166,67
KENYA	801	154	-80,77	2.105	1.106	-47,46
REUNION	2.123	4.849	128,4	3.754	11.260	199,95
MOZAMBIQUE	964	73	-92,43	4.161	485	-88,34
GUINEA	0	15	-	0	157	-
CAMEROON	0	30	-	0	286	-
GABON	0	14	-	0	12	-
COTE D'IVOIRE	187	0	-100	262	0	-100
SENEGAL	1	0	-100	1	0	-100
U.S. VIRGIN ISLANDS	69	0	-100	179	0	-100
SEYCHELLES	52	136	161,54	577	3.722	545,06
UGANDA	0	3	-	0	24	-
SOUTH AFRICA	29.263	20.483	-30	65.839	52.241	-20,65
MAURITIUS	448	1.326	195,98	536	8.386	1464,55
VIRGIN ISLANDS (BRITISH)	481	13	-97,3	2.354	84	-96,43
AUSTRALIA	56.136	51.465	-8,32	340.896	367.420	7,78
NEW ZEALAND	12.709	5.772	-54,58	40.881	32.640	-20,16
MICRONESIA, FEDERATED STATES C	0	19	-	0	101	-
GUAM	175	321	83,43	3.917	2.600	-33,62
PALAU	107	12	-88,79	481	75	-84,41
NEW CALEDONIA	4.602	4.462	-3,04	21.537	30.992	43,9
SAINT VINCENT AND THE GRENADIN	412	0	-100	800	0	-100
VANUATU	5.465	183	-96,65	7.558	196	-97,41
WALLIS AND FUTUNA ISLANDS	0	3.952	-	0	5.263	-
COOK ISLANDS	1.162	2.165	86,32	4.607	27.992	507,6
FIJI	4.624	1.715	-62,91	9.529	10.387	9
TONGA	683	0	-100	842	0	-100
EAST TIMOR	0	447	-	0	232	-
UNITED STATES	1.085.847	680.516	-37,33	7.081.443	7.103.537	0,31
CANADA	53.061	52.019	-1,96	182.391	203.131	11,37
MEXICO	34.252	24.345	-28,92	234.069	111.047	-52,56
GUATEMALA	49	0	-100	680	0	-100
NICARAGUA	320	0	-100	240	0	-100
PANAMA	52.052	24.907	-52,15	100.166	48.821	-51,26
CHILE	8.201	8.109	-1,12	13.708	17.348	26,55
ARGENTINA	20.256	6.886	-66,01	39.241	13.515	-65,56
BRAZIL	43.035	44.391	3,15	83.747	89.493	6,86
COLOMBIA	3	50	1566,67	50	167	234
BOLIVIA	0	9	-	0	100	-
URUGUAY	5.146	2.154	-58,14	10.048	5.289	-47,36
PARAGUAY	7	8	14,29	25	29	16
ECUADOR	4.433	5.017	13,17	8.587	10.025	16,75
PERU	1.729	0	-100	5.336	0	-100
TRINIDAD AND TOBAGO	0	18	-	0	47	-
BAHAMAS	1.649	22	-98,67	3.323	246	-92,6
JAMAICA	372	966	159,68	3.148	2.306	-26,75
PUERTO RICO	753	4.417	486,59	5.932	17.220	190,29
BELIZE	16	0	-100	22	0	-100
DOMINICAN REPUBLIC	214	181	-15,42	450	200	-55,56
COSTA RICA	2.043	2.611	27,8	5.344	4.018	-24,81
BARBADOS	1.988	671	-66,25	2.607	929	-64,37
ARUBA	66	0	-100	116	0	-100
BERMUDA	248	418	68,55	2.568	1.999	-22,16
CAYMAN ISLANDS	6	0	-100	373	0	-100
DOMINICA	0	386	-	0	1.386	-
FRENCH POLYNESIA	6.730	4.713	-29,97	17.043	17.493	2,64
GRENADA	0	112	-	0	547	-
MARTINIQUE	432	1.856	329,63	2.548	4.314	69,31
NETHERLANDS ANTILLES	481	639	32,85	4.807	5.038	4,81
TURKS AND CAICOS ISLANDS	0	855	-	0	1.490	-
GUADELOUPE	283	87	-69,26	2.048	437	-78,66
SAINT KITTS AND NEVIS	12	0	-100	177	0	-100
UNITED KINGDOM	290.942	185.427	-36,27	811.918	961.794	18,46
NETHERLANDS	147.011	217.750	48,12	2.707.635	3.983.631	47,13
FRANCE	73.709	49.870	-32,34	271.850	194.583	-28,42
GERMANY, FED. REP. OF	207.821	252.498	21,5	1.149.078	1.373.121	19,5

TABEL 5. PERKEMBANGAN EKSPOR INDONESIA MENURUT KOMODITI DAN NEGARA TUJUAN

JENIS BARANG	BERAT BERSIH (KG)		PERUB	NILAI FOB (US \$)		PERUB
	JAN-JUL 2007	JAN-JUL 2008	%	JAN-JUL 2007	JAN-JUL 2008	%
(1)	(2)	(3)	(4)	(5)	(6)	(7)
AUSTRIA	4.578	65	-98,58	37.319	901	-97,59
BELGIUM	864.950	264.099	-69,47	2.217.223	861.399	-61,15
SWITZERLAND	10.404	136.151	1208,64	50.184	806.193	1506,47
DENMARK	29.232	1.016	-96,52	29.312	3.180	-89,15
NORWAY	2.650	1.987	-25,02	46.291	29.049	-37,25
SWEDEN	13.317	3.562	-73,25	78.899	37.472	-52,51
FINLAND	1.671	6.815	307,84	4.611	23.972	419,89
IRELAND	8.367	2.523	-69,85	18.839	5.273	-72,01
ITALY	325.878	283.748	-12,93	2.340.828	2.273.113	-2,89
SPAIN	147.692	120.052	-18,71	768.157	605.166	-21,22
PORTUGAL	1.616	1.295	-19,86	7.091	5.188	-26,84
GREECE	15.001	13.425	-10,51	60.612	66.066	9
DEMOCRATIC REPUBLIC OF THE CO	952	0	-100	8.420	0	-100
HUNGARY	189	166	-12,17	2.590	1.013	-60,89
POLAND	363	4.763	1212,12	6.425	43.038	569,85
BULGARIA	0	1.592	-	0	12.180	-
YUGOSLAVIA	2.158	2.264	4,91	4.330	114	-97,37
ALBANIA	0	117	-	0	177	-
UKRAINE	46	1	-97,83	233	5	-97,85
LATVIA	0	9.875	-	0	52.251	-
ESTONIA	0	266	-	0	398	-
CROATIA	279	1.307	368,46	1.518	5.322	250,59
BOSNIA AND HERZEGOVINA	5	0	-100	80	0	-100
SLOVAKIA	1.381	0	-100	8.484	0	-100
SLOVENIA	500	11	-97,8	2.598	783	-69,86
CZECH REPUBLIC	1	193	19200	8	1.091	13537,5
RUSSIA FEDERATION	177	2.071	1070,06	3.223	37.958	1077,72
-BARANG DARI LOGAM MULIA	186.809	181.184	-3,01	76.873.351	95.875.022	24,72
JAPAN	3.541	4.632	30,81	689.747	469.294	-31,96
HONG KONG	7.075	7.410	4,73	1.332.073	9.711.618	629,06
KOREA, REPUBLIC OF	432	623	44,21	60.794	229.698	277,83
TAIWAN	9	42	366,67	14.047	9.980	-28,95
CHINA	21	59	180,95	1.359	5.624	313,83
MACAU	0	5	-	0	129	-
PAPUA NEW GUINEA	0	492	-	0	727	-
THAILAND	3.399	2.020	-40,57	1.458.823	1.851.768	26,94
SINGAPORE	110.478	94.790	-14,2	13.062.235	13.390.429	2,51
PHILIPPINES	0	1	-	0	9.961	-
MALAYSIA	434	235	-45,85	4.516	8.668	91,94
BRUNEI DARUSSALAM	780	0	-100	1.304	0	-100
VIET NAM	2	0	-100	18	0	-100
MALDIVES	583	1.033	77,19	9.632	46.539	383,17
INDIA	384	2	-99,48	4.093	29	-99,29
SRI LANKA	0	10	-	0	2.088	-
IRAN (ISLAMIC REPUBLIC OF)	647	0	-100	1.206	0	-100
JORDAN	0	100	-	0	11.900	-
TURKEY	1.992	1.714	-13,96	879.432	627.716	-28,62
UNITED ARAB EMIRATES	1.984	1.334	-32,76	22.289.140	28.444.450	27,62
BAHRAIN	0	13	-	0	9.380	-
CYPRUS	0	835	-	0	20.389	-
EGYPT	5	0	-100	3.643	0	-100
MADAGASCAR	65	0	-100	61	0	-100
REUNION	131	61	-53,44	762	419	-45,01
SEYCHELLES	8	433	5312,5	1.700	2.013	18,41
SWAZILAND	0	1	-	0	1.077	-
SOUTH AFRICA	9	0	-100	18	0	-100
AUSTRALIA	4.111	3.314	-19,39	372.734	303.272	-18,64
NEW ZEALAND	598	52	-91,3	23.716	21.651	-8,71
NEW CALEDONIA	103	83	-19,42	69	3.614	5137,68
SAINT VINCENT AND THE GRENADIN	0	4	-	0	15	-
MARSHALL ISLANDS	11	0	-100	473	0	-100
UNITED STATES	20.541	25.408	23,69	31.487.836	26.269.996	-16,57
CANADA	3.576	2.878	-19,52	347.543	271.412	-21,91
MEXICO	9	32	255,56	205	1.161	466,34
ARGENTINA	40	0	-100	60	0	-100
BRAZIL	169	77	-54,44	8.807	7.171	-18,58
PUERTO RICO	22	109	395,45	15.032	48.262	221,06
COSTA RICA	4	23	475	30	300	900
BERMUDA	15	0	-100	213	0	-100
CAYMAN ISLANDS	36	27	-25	1.939	1.732	-10,68
NETHERLANDS ANTILLES	72	54	-25	2.065	5.951	188,18
SAINT KITTS AND NEVIS	14	0	-100	204	0	-100
UNITED KINGDOM	2.590	2.899	11,93	607.341	553.155	-8,92
NETHERLANDS	11.774	11.671	-0,87	620.439	816.094	31,53
FRANCE	1.766	803	-54,53	11.277	258.302	2190,52
GERMANY, FED. REP. OF	1.998	6.715	236,09	2.019.936	3.261.582	61,47
AUSTRIA	34	5	-85,29	5.729	7.300	27,42

TABEL 5. PERKEMBANGAN EKSPOR INDONESIA MENURUT KOMODITI DAN NEGARA TUJUAN

JENIS BARANG	BERAT BERSIH (KG)		PERUB	NILAI FOB (US \$)		PERUB
	JAN-JUL 2007	JAN-JUL 2008	%	JAN-JUL 2007	JAN-JUL 2008	%
(1)	(2)	(3)	(4)	(5)	(6)	(7)
BELGIUM	140	131	-6,43	7.165	16.585	131,47
SWITZERLAND	295	279	-5,42	206.021	399.533	93,93
DENMARK	75	191	154,67	177.886	540.389	203,78
NORWAY	459	450	-1,96	136.572	100.684	-26,28
SWEDEN	8	0	-100	1.866	0	-100
IRELAND	13	50	284,62	9.873	2.815	-71,49
ITALY	3.746	8.063	115,24	708.432	7.866.521	1010,41
SPAIN	1.701	1.466	-13,82	202.057	180.196	-10,82
PORTUGAL	299	2	-99,33	4.355	2.069	-52,49
ICELAND	22	24	9,09	23.439	39.170	67,11
GREECE	314	449	42,99	11.742	21.040	79,19
HUNGARY	46	0	-100	839	0	-100
POLAND	8	10	25	12.625	9	-99,93
LATVIA	10	0	-100	59	0	-100
SLOVAKIA	162	0	-100	1.784	0	-100
CZECH REPUBLIC	0	55	-	0	4.908	-
RUSSIA FEDERATION	49	15	-69,39	28.385	16.237	-42,8
-PETI KEMAS	23.977.121	13.785.984	-42,5	27.343.340	16.268.373	-40,5
JAPAN	161.071	140.590	-12,72	170.912	273.790	60,19
HONG KONG	225.000	0	-100	244.000	0	-100
TAIWAN	0	3.101.400	-	0	4.524.000	-
CHINA	3.300	16.060	386,67	17.470	9.500	-45,62
PAPUA NEW GUINEA	5.842	0	-100	25.935	0	-100
THAILAND	223.900	48.059	-78,54	366.384	39.061	-89,34
SINGAPORE	3.589.813	938.198	-73,86	4.424.060	381.059	-91,39
MALAYSIA	35.635	54.485	52,9	56.072	51.101	-8,87
VIET NAM	25.510	22.400	-12,19	31.704	10.136	-68,03
INDIA	0	67.858	-	0	430.000	-
NIGERIA	0	3.500	-	0	2.000	-
MAURITANIA	0	68.000	-	0	394.485	-
ZAMBIA	9.500	0	-100	161.511	0	-100
AUSTRALIA	14.552	18.714	28,6	4.686	185.828	3865,6
NEW ZEALAND	0	3.490	-	0	50.000	-
UNITED STATES	10.887.344	6.478.500	-40,5	13.066.880	6.804.000	-47,93
BARBADOS	2.647.000	0	-100	2.195.700	0	-100
BERMUDA	3.381.000	2.200.000	-34,93	3.096.250	2.250.000	-27,33
UNITED KINGDOM	0	157	-	0	937	-
NETHERLANDS	0	125	-	0	11.976	-
GERMANY, FED. REP. OF	2.738.000	600.950	-78,05	3.456.400	833.500	-75,89
ITALY	29.654	0	-100	25.376	0	-100
PORTUGAL	0	23.498	-	0	17.000	-
-KOMPUTER DAN BAGIANNYA	25.344.650	19.600.605	-22,66	636.173.147	433.775.157	-31,81
JAPAN	1.599.040	1.476.999	-7,63	82.704.468	95.538.998	15,52
HONG KONG	783.144	531.367	-32,15	8.431.563	6.805.244	-19,29
KOREA, REPUBLIC OF	271.424	236.355	-12,92	3.158.046	2.685.097	-14,98
TAIWAN	315.830	235.835	-25,33	4.372.671	2.894.098	-33,81
CHINA	4.038.317	4.500.324	11,44	107.275.313	91.924.653	-14,31
MACAU	99	0	-100	2.073	0	-100
PAPUA NEW GUINEA	200	0	-100	645	0	-100
THAILAND	380.266	724.384	90,49	15.002.281	17.133.580	14,21
SINGAPORE	5.292.047	3.891.226	-26,47	170.785.971	104.559.256	-38,78
PHILIPPINES	333.205	313.895	-5,8	4.129.760	5.117.941	23,93
MALAYSIA	1.236.588	821.276	-33,59	27.589.835	9.395.856	-65,94
MYANMAR (FORM. BURMA)	0	384	-	0	8.590	-
CAMBODIA	25	33	32	360	19	-94,72
BRUNEI DARUSSALAM	910	137	-84,95	947	7.652	708,03
NEPAL	4.525	2.804	-38,03	129.539	74.963	-42,13
VIET NAM	54.050	56.380	4,31	767.603	574.622	-25,14
MALDIVES	219	1.951	790,87	1.570	2.785	77,39
INDIA	974.991	685.430	-29,7	14.771.185	7.902.739	-46,5
PAKISTAN	13.434	0	-100	225.778	0	-100
BANGLADESH	2.409	2.164	-10,17	52.167	45.000	-13,74
SRI LANKA	7.721	5.409	-29,94	30.229	14.050	-53,52
IRAN (ISLAMIC REPUBLIC OF)	26.623	845	-96,83	1.278.805	83.878	-93,44
SAUDI ARABIA	7.451	75	-98,99	174.164	7	-100
ISRAEL	0	281	-	0	18.802	-
KUWAIT	22	3	-86,36	100	60	-40
JORDAN	15.899	0	-100	52.089	0	-100
YEMEN	17.101	100	-99,42	559.850	21.893	-96,09
OMAN	2	0	-100	50	0	-100
TURKEY	71.765	1	-100	1.879.511	6	-100
UNITED ARAB EMIRATES	758.199	595.439	-21,47	11.210.351	5.781.608	-48,43
BAHRAIN	62	0	-100	90	0	-100
EGYPT	199.937	5.100	-97,45	4.738.641	13.050	-99,72
LIBYAN ARAB JAMAHIRIYA	2.362	0	-100	62.788	0	-100
MOROCCO	40	0	-100	550	0	-100

TABEL 5. PERKEMBANGAN EKSPOR INDONESIA MENURUT KOMODITI DAN NEGARA TUJUAN

JENIS BARANG	BERAT BERSIH (KG)		PERUB %	NILAI FOB (US \$)		PERUB %
	JAN-JUL 2007	JAN-JUL 2008		JAN-JUL 2007	JAN-JUL 2008	
(1)	(2)	(3)	(4)	(5)	(6)	(7)
ALGERIA	7.746	605	-92,19	211.804	21.887	-89,67
SUDAN	0	8.670	-	0	23.500	-
TANZANIA, UNITED REPUBLIC OF	446	0	-100	1.710	0	-100
KENYA	1.128	0	-100	5.388	0	-100
GHANA	47	0	-100	40	0	-100
CAMEROON	105	0	-100	6.000	0	-100
NIGERIA	14.941	2.617	-82,48	92.344	16.277	-82,37
BENIN	0	75	-	0	30	-
SEYCHELLES	14	6	-57,14	120	171	42,5
UGANDA	1.284	0	-100	6.618	0	-100
SOUTH AFRICA	39.289	44.801	14,03	1.077.158	56.985	-94,71
MALAWI	100	0	-100	500	0	-100
AUSTRALIA	151.606	106.304	-29,88	3.559.466	3.412.345	-4,13
NEW ZEALAND	9	283	3044,44	235	13.198	5516,17
FIJI	0	35	-	0	7.728	-
EAST TIMOR	23.135	27.825	20,27	467.642	114.137	-75,59
UNITED STATES	2.524.578	1.595.423	-36,8	48.203.040	30.360.323	-37,02
CANADA	20.856	1.640	-92,14	578.569	104.975	-81,86
MEXICO	464.575	142.325	-69,36	9.629.559	1.825.776	-81,04
PANAMA	4.634	227	-95,1	75.306	9.431	-87,48
CUBA	0	740	-	0	66.995	-
CHILE	16.554	40.543	144,91	160.329	467.207	191,41
ARGENTINA	34.965	0	-100	316.536	0	-100
BRAZIL	1.175.791	482.190	-58,99	18.047.023	2.997.797	-83,39
COLOMBIA	77.719	79.306	2,04	855.984	966.872	12,95
URUGUAY	1.840	0	-100	9.360	0	-100
PERU	19.259	55.295	187,11	111.196	667.850	500,61
PUERTO RICO	0	4	-	0	200	-
BELIZE	0	85	-	0	1.260	-
NETHERLANDS ANTILLES	33	0	-100	6.780	0	-100
UNITED KINGDOM	19.774	18.467	-6,61	1.149.037	502.181	-56,3
NETHERLANDS	2.461.026	2.365.852	-3,87	59.429.438	30.966.442	-47,89
FRANCE	2.171	1.026	-52,74	35.643	19.930	-44,08
GERMANY, FED. REP. OF	1.384.002	3.112	-99,78	16.313.734	288.665	-98,23
AUSTRIA	141	83	-41,13	2.677	3.912	46,13
BELGIUM	9.725	6.952	-28,51	207.596	86.766	-58,2
SWITZERLAND	0	932	-	0	94.100	-
DENMARK	1	0	-100	156	0	-100
NORWAY	436	0	-100	34.490	0	-100
SWEDEN	0	38.049	-	0	57.098	-
FINLAND	25.375	415.018	1535,54	442.754	5.972.099	1248,85
IRELAND	147.344	28.192	-80,87	8.789.363	2.995.740	-65,92
ITALY	2.204	505	-77,09	73.830	15.300	-79,28
SPAIN	3.318	244	-92,65	97.584	39.095	-59,94
PORTUGAL	648	0	-100	18.177	0	-100
HUNGARY	76.405	3.177	-95,84	2.648.758	92.730	-96,5
POLAND	9.267	38.659	317,17	169.191	791.815	368
ROMANIA	9.461	0	-100	259.604	0	-100
KAZAKHSTAN	25	9	-64	500	687	37,4
UKRAINE	1.332	9	-99,32	24.372	9	-99,96
SLOVAKIA	87.392	290	-99,67	1.500.000	7.298	-99,51
CZECH REPUBLIC	113.468	88	-99,92	2.129.155	1.513	-99,93
RUSSIA FEDERATION	2.574	2.745	6,64	35.388	100.386	183,67
-KENDARAAN BERMOTOR RODA 2 D	2.888.669	4.860.582	68,26	16.008.836	40.914.226	155,57
JAPAN	114.012	64.359	-43,55	1.383.839	709.044	-48,76
HONG KONG	85	0	-100	835	0	-100
KOREA, REPUBLIC OF	2.438	389	-84,04	25.794	5.500	-78,68
TAIWAN	456	1.000	119,3	2.500	120	-95,2
CHINA	5.760	0	-100	11.990	0	-100
PAPUA NEW GUINEA	0	444	-	0	425	-
THAILAND	4.615	9.403	103,75	56.443	107.163	89,86
SINGAPORE	0	10.617	-	0	129.586	-
PHILIPPINES	832.180	3.810.621	357,91	6.752.208	31.322.738	363,89
MALAYSIA	776.940	52.233	-93,28	1.264.973	1.337.583	5,74
BRUNEI DARUSSALAM	1.307	0	-100	13.644	0	-100
VIET NAM	245.000	840	-99,66	484.782	6.566	-98,65
MALDIVES	14.400	6.402	-55,54	123.528	49.164	-60,2
INDIA	5.154	14.959	190,24	20.521	121.178	490,51
PAKISTAN	0	5.640	-	0	41.797	-
UNITED ARAB EMIRATES	203	0	-100	1.604	0	-100
BAHRAIN	70	0	-100	738	0	-100
MOROCCO	0	5.758	-	0	45.696	-
ALGERIA	0	5.500	-	0	42.700	-
TANZANIA, UNITED REPUBLIC OF	0	1.429	-	0	674	-
REUNION	0	199	-	0	1.669	-
ANGOLA	36.000	0	-100	230.100	0	-100
BURKINA FASO	0	17.280	-	0	122.400	-

TABEL 5. PERKEMBANGAN EKSPOR INDONESIA MENURUT KOMODITI DAN NEGARA TUJUAN

JENIS BARANG	BERAT BERSIH (KG)		PERUB	NILAI FOB (US \$)		PERUB
	JAN-JUL 2007	JAN-JUL 2008	%	JAN-JUL 2007	JAN-JUL 2008	%
(1)	(2)	(3)	(4)	(5)	(6)	(7)
GAMBIA	1.344	0	-100	944	0	-100
DJIBOUTI	7.200	0	-100	46.740	0	-100
AUSTRALIA	72.327	20.217	-72,05	644.994	50.991	-92,09
NEW ZEALAND	933	16.061	1621,44	1.703	152.505	8855,08
COOK ISLANDS	0	640	-	0	1.000	-
EAST TIMOR	0	127.982	-	0	1.615.911	-
UNITED STATES	2.706	4.949	82,89	11.843	33.884	186,11
CANADA	7.849	5.036	-35,84	30.707	10.046	-67,28
MEXICO	53.811	29.920	-44,4	464.386	312.094	-32,79
GUATEMALA	2.880	0	-100	19.200	0	-100
HONDURAS	0	130	-	0	1.463	-
CHILE	20.160	0	-100	168.264	0	-100
ARGENTINA	100	0	-100	650	0	-100
BRAZIL	4.434	330	-92,56	26.046	2.814	-89,2
COLOMBIA	539.641	277.766	-48,53	3.357.487	1.585.308	-52,78
BOLIVIA	0	23.562	-	0	264.600	-
DOMINICAN REPUBLIC	68.400	0	-100	441.548	0	-100
BERMUDA	9.120	9.600	5,26	75.024	96.384	28,47
UNITED KINGDOM	9.567	7.262	-24,09	20.365	39.130	92,14
NETHERLANDS	4.306	9.768	126,85	11.018	30.492	176,75
FRANCE	3.326	7.784	134,03	7.570	39.860	426,55
GERMANY, FED. REP. OF	640	12.424	1841,25	3.682	11.340	207,98
AUSTRIA	0	280	-	0	839	-
BELGIUM	9.398	21.553	129,34	19.526	51.335	162,91
SWITZERLAND	600	120	-80	3.926	1.210	-69,18
NORWAY	0	400	-	0	2.000	-
SWEDEN	0	5.803	-	0	22.034	-
FINLAND	4.163	573	-86,24	14.444	6.127	-57,58
ITALY	25.245	228.939	806,87	248.275	2.496.093	905,37
SPAIN	978	10.880	1012,47	4.395	21.429	387,58
GREECE	921	8.493	822,15	12.600	8.717	-30,82
CZECH REPUBLIC	0	23.037	-	0	12.617	-
-KENDARAAN BERMOTOR RODA 4 D	73.346.531	116.333.985	58,61	441.276.819	808.831.663	83,29
JAPAN	449.432	11.116.902	2373,54	3.723.343	83.836.159	2151,64
HONG KONG	3.600	5.540	53,89	46.000	78.316	70,25
KOREA, REPUBLIC OF	1.919	0	-100	28.980	0	-100
TAIWAN	345.766	1.559.359	350,99	1.483.736	8.900.748	499,89
CHINA	26.766	0	-100	62.448	0	-100
PAPUA NEW GUINEA	95.151	9.050	-90,49	37.163	56.452	51,9
THAILAND	5.466.895	9.573.529	75,12	26.398.007	57.015.070	115,98
SINGAPORE	3.107.588	1.799.895	-42,08	7.064.642	4.637.737	-34,35
PHILIPPINES	8.276.743	7.630.651	-7,81	42.511.908	47.243.433	11,13
MALAYSIA	9.512.157	15.639.553	64,42	47.820.468	123.161.903	157,55
MYANMAR (FORM. BURMA)	45.000	1.914.563	4154,58	221.856	5.389.296	2329,19
CAMBODIA	0	14.730	-	0	92.958	-
BRUNEI DARUSSALAM	1.295.170	1.086.787	-16,09	7.569.165	7.102.871	-6,16
NEPAL	10.091	22.020	118,21	46.961	120.695	157,01
VIET NAM	2.901.488	4.242.305	46,21	15.467.206	24.019.457	55,29
MALDIVES	69	0	-100	262	0	-100
INDIA	75	216	188	788	9.656	1125,38
PAKISTAN	256.000	431.206	68,44	1.889.780	2.459.118	30,13
BANGLADESH	96.449	136.635	41,67	552.158	808.467	46,42
SRI LANKA	194.874	210.805	8,18	1.175.775	1.065.629	-9,37
SAUDI ARABIA	11.386.821	24.166.497	112,23	89.677.111	166.378.655	85,53
KUWAIT	703.648	762.305	8,34	5.843.161	6.072.427	3,92
JORDAN	33.876	106.900	215,56	196.820	744.037	278,03
LEBANON	752.645	1.189.048	57,98	6.481.629	7.738.670	19,39
YEMEN	181.311	312.968	72,61	892.496	1.821.281	104,07
OMAN	2.681.922	4.255.799	58,68	24.046.038	38.751.568	61,16
SYRIA ARAB REPUBLIC	371.989	328.502	-11,69	2.189.187	2.196.015	0,31
UNITED ARAB EMIRATES	6.614.118	6.863.141	3,77	62.494.362	74.296.090	18,88
QATAR	450.148	466.040	3,53	3.891.507	4.020.938	3,33
BAHRAIN	268.332	559.345	108,45	2.488.547	4.938.699	98,46
EGYPT	1.068.239	2.011.867	88,33	6.025.035	11.913.304	97,73
LIBYAN ARAB JAMAHIRIYA	83.619	43.296	-48,22	515.460	297.189	-42,34
MOROCCO	11.600	225.679	1845,51	52.564	1.245.780	2270,03
ALGERIA	3.700	34.015	819,32	23.340	301.401	1191,35
SUDAN	0	275.047	-	0	3.258.124	-
TANZANIA, UNITED REPUBLIC OF	0	1.113.498	-	0	2.818.622	-
MADAGASCAR	0	52.540	-	0	285.643	-
KENYA	6.000	50.484	741,4	20.020	269.514	1246,22
MOZAMBIQUE	3.389	101.243	2887,4	17.848	489.435	2642,24
GHANA	11.929	51.763	333,93	72.726	245.692	237,83
ANGOLA	47.047	309.085	556,97	266.214	1.780.202	568,71
CONGO	44.957	0	-100	256.001	0	-100
NIGERIA	52.093	832.602	1498,3	474.957	4.581.881	864,69
GABON	0	47.524	-	0	408.935	-

TABEL 5. PERKEMBANGAN EKSPOR INDONESIA MENURUT KOMODITI DAN NEGARA TUJUAN

JENIS BARANG	BERAT BERSIH (KG)		PERUB	NILAI FOB (US \$)		PERUB
	JAN-JUL 2007	JAN-JUL 2008	%	JAN-JUL 2007	JAN-JUL 2008	%
(1)	(2)	(3)	(4)	(5)	(6)	(7)
SEYCHELLES	7.289	4.020	-44,85	45.858	30.162	-34,23
SOUTH AFRICA	11.369.666	6.631.878	-41,67	54.909.784	32.334.699	-41,11
MAURITIUS	5.516	38.949	606,11	51.000	214.420	320,43
RWANDA	1.270	0	-100	8.764	0	-100
AUSTRALIA	1.045.364	1.456.099	39,29	3.880.799	18.766.110	383,56
NEW ZEALAND	73.080	141.000	92,94	420.223	899.400	114,03
SAINT VINCENT AND THE GRENADIN	11.928	15.289	28,18	62.356	86.534	38,77
VANUATU	15.142	26.385	74,25	76.946	120.862	57,07
AMERICAN SAMOA	3.610	0	-100	30.886	0	-100
FIJI	16.631	14.471	-12,99	83.446	96.019	15,07
MARSHALL ISLANDS	1.225	3.455	182,04	7.284	20.167	176,87
SOLOMON ISLANDS	2.845	20.888	634,2	27.831	77.084	176,97
EAST TIMOR	0	184.595	-	0	1.534.102	-
UNITED STATES	13.001	120.591	827,55	36.609	872.485	2283,25
CANADA	0	2.000	-	0	7.000	-
MEXICO	564.411	2.889.961	412,03	3.017.409	16.215.792	437,41
GUATEMALA	118.598	30.849	-73,99	602.084	198.425	-67,04
HONDURAS	62.778	31.911	-49,17	338.927	171.681	-49,35
NICARAGUA	82.812	81.295	-1,83	412.931	538.464	30,4
PANAMA	312.730	178.793	-42,83	1.644.353	993.541	-39,58
SURINAME	2.938	9.670	229,14	9.000	33.800	275,56
CHILE	1.353.828	1.857.018	37,17	6.465.850	10.620.697	64,26
VENEZUELA	64.851	1.570.392	2321,54	691.157	13.093.033	1794,36
PARAGUAY	0	16.380	-	0	146.515	-
PERU	0	75.458	-	0	665.630	-
GUYANA	0	5.195	-	0	32.706	-
TRINIDAD AND TOBAGO	3.480	108.602	3020,75	16.941	701.588	4041,36
BAHAMAS	0	12.408	-	0	71.876	-
JAMAICA	20.157	55.208	173,89	113.181	342.215	202,36
PUERTO RICO	205.193	84.399	-58,87	1.119.509	503.534	-55,02
DOMINICAN REPUBLIC	48.050	246.832	413,7	260.378	2.269.850	771,75
EL SALVADOR	0	8.669	-	0	86.698	-
COSTA RICA	113.243	149.457	31,98	573.768	786.055	37
HAITI	5.929	19.979	236,97	29.595	156.044	427,26
BARBADOS	124.713	106.482	-14,62	712.106	646.365	-9,23
ANTIGUA AND BARBUDA	21.099	0	-100	96.549	0	-100
ANGUILLA	1.160	0	-100	4.919	0	-100
ARUBA	7.070	19.975	182,53	35.563	108.732	205,74
BERMUDA	34.459	22.288	-35,32	219.599	132.719	-39,56
DOMINICA	213.486	40.264	-81,14	1.133.182	245.069	-78,37
FRENCH POLYNESIA	44.557	94.986	113,18	200.755	402.533	100,51
GRENADA	21.901	9.214	-57,93	118.216	59.016	-50,08
NETHERLANDS ANTILLES	24.117	21.897	-9,21	127.442	98.270	-22,89
SAINT LUCIA	35.813	53.381	49,05	208.065	329.461	58,35
SAINT KITTS AND NEVIS	4.990	23.806	377,07	29.499	142.890	384,39
UNITED KINGDOM	57.521	22.492	-60,9	96.695	96.200	-0,51
NETHERLANDS	6.576	0	-100	6.700	0	-100
FRANCE	70.999	3.571	-94,97	50.028	49.802	-0,45
GERMANY, FED. REP. OF	1.507	105.930	6929,2	34.910	2.055.809	5788,88
BELGIUM	2.500	133.470	5238,8	1.553	744.356	47830,2
SWEDEN	0	29.132	-	0	138.864	-
IRELAND	259.040	0	-100	1.220.000	0	-100
ITALY	3.440	2.067	-39,91	2.500	42.322	1592,88
DEMOCRATIC REPUBLIC OF THE CO	23.402	0	-100	16.000	0	-100
-SUKU CADANG MESIN	66.096.441	75.667.232	14,48	528.771.095	641.608.379	21,34
JAPAN	19.209.998	22.518.399	17,22	38.872.032	51.334.778	32,06
HONG KONG	252.384	38.003	-84,94	1.643.176	1.634.029	-0,56
KOREA, REPUBLIC OF	3.834.131	5.347.603	39,47	4.261.151	6.850.954	60,78
TAIWAN	131.188	182.262	38,93	451.475	550.913	22,03
CHINA	1.406.955	1.736.275	23,41	5.077.312	7.274.189	43,27
MONGOLIA	19.473	13.786	-29,2	69.444	50.447	-27,36
MACAU	546	0	-100	31.736	0	-100
PAPUA NEW GUINEA	5.029	152.940	2941,16	44.815	775.998	1631,56
THAILAND	12.856.746	15.049.180	17,05	21.734.962	26.707.646	22,88
SINGAPORE	11.292.956	12.924.405	14,45	361.340.325	428.610.507	18,62
PHILIPPINES	324.816	331.604	2,09	2.249.855	8.615.539	282,94
MALAYSIA	2.540.452	3.486.489	37,24	20.579.526	25.717.573	24,97
CAMBODIA	0	8.129	-	0	13.454	-
BRUNEI DARUSSALAM	58.763	10.445	-82,23	882.249	133.217	-84,9
LAO PEOPLE'S DEMOCRATIC REPUB	87	34.821	39924,14	2.288	119.048	5103,15
VIET NAM	183.668	780.408	324,9	1.074.082	4.329.555	303,09
INDIA	1.683.157	1.503.531	-10,67	3.744.325	3.813.433	1,85
PAKISTAN	3.481	0	-100	35.218	0	-100
BANGLADESH	0	4.200	-	0	537.600	-
SRI LANKA	19	37	94,74	1.829	7.978	336,19
IRAN (ISLAMIC REPUBLIC OF)	157.401	52.019	-66,95	412.452	380.570	-7,73
SAUDI ARABIA	41.812	267.495	539,76	279.131	846.544	203,28

TABEL 5. PERKEMBANGAN EKSPOR INDONESIA MENURUT KOMODITI DAN NEGARA TUJUAN

JENIS BARANG	BERAT BERSIH (KG)		PERUB %	NILAI FOB (US \$)		PERUB %
	JAN-JUL 2007	JAN-JUL 2008		JAN-JUL 2007	JAN-JUL 2008	
(1)	(2)	(3)	(4)	(5)	(6)	(7)
ISRAEL	0	90	-	0	16.851	-
KUWAIT	820	200	-75,61	4.427	3.509	-20,74
JORDAN	320.184	0	-100	364.536	0	-100
OMAN	76.202	77.525	1,74	305.024	298.562	-2,12
SYRIA ARAB REPUBLIC	40.698	6.058	-85,11	342.695	43.087	-87,43
TURKEY	0	5.151	-	0	46.665	-
UNITED ARAB EMIRATES	67.053	788.468	1075,89	897.824	4.188.793	366,55
QATAR	15.439	389	-97,48	353.050	47.359	-86,59
BAHRAIN	120	0	-100	412	0	-100
EGYPT	590	4.119	598,14	63.256	225.661	256,74
LIBYAN ARAB JAMAHIRIYA	3.274	13.117	300,64	17.892	90.527	405,96
MOROCCO	251	0	-100	3.171	0	-100
TUNISIA	410	0	-100	3.779	0	-100
ALGERIA	16.280	256	-98,43	46.888	7.462	-84,09
SUDAN	21.041	61.810	193,76	363.658	296.074	-18,58
MADAGASCAR	1.750	0	-100	24.209	0	-100
KENYA	49	0	-100	49	0	-100
GUINEA	0	312	-	0	90.025	-
ANGOLA	16.971	490	-97,11	325.131	10.223	-96,86
NIGERIA	137.804	11.041	-91,99	1.850.858	175.485	-90,52
UGANDA	192	0	-100	192	0	-100
SWAZILAND	28	0	-100	38.232	0	-100
SOUTH AFRICA	67.731	209.946	209,97	225.330	828.410	267,64
ZAMBIA	7.300	18.000	146,58	551.697	702.247	27,29
AUSTRALIA	702.297	455.029	-35,21	4.335.526	4.948.454	14,14
NEW ZEALAND	16.229	20.267	24,88	125.732	142.092	13,01
MARSHALL ISLANDS	0	35	-	0	2.000	-
EAST TIMOR	0	2.556	-	0	18.514	-
UNITED STATES	2.794.035	2.440.038	-12,67	23.410.455	21.322.252	-8,92
CANADA	182.878	422.436	130,99	388.988	1.157.563	197,58
MEXICO	6.444	40.536	529,05	2.283.658	1.175.480	-48,53
PANAMA	0	88	-	0	6.908	-
CHILE	43.057	247.132	473,96	156.376	873.614	458,66
VENEZUELA	9	372	4033,33	6.511	28.761	341,73
ARGENTINA	359	29.207	8035,65	21.658	165.319	663,32
BRAZIL	1.496.263	2.436.076	62,81	4.219.764	8.752.418	107,41
COLOMBIA	0	55	-	0	9.969	-
ECUADOR	0	107	-	0	5.233	-
PERU	154	347	125,32	13.627	27.410	101,14
PUERTO RICO	889	3	-99,66	101.098	150	-99,85
UNITED KINGDOM	5.045.051	2.481.507	-50,81	10.214.300	14.691.633	43,83
NETHERLANDS	326.938	295.725	-9,55	6.895.633	5.853.421	-15,11
FRANCE	63.940	82.898	29,65	3.939.760	1.487.841	-62,24
GERMANY, FED. REP. OF	344.467	435.722	26,49	2.436.408	2.485.955	2,03
AUSTRIA	180	0	-100	4.328	0	-100
BELGIUM	246.815	593.059	140,28	764.802	2.361.742	208,8
SWITZERLAND	175	306	74,86	36.640	20.691	-43,53
NORWAY	0	1.942	-	0	153.999	-
SWEDEN	275	914	232,36	17.233	45.100	161,71
FINLAND	106	11	-89,62	25.350	6.899	-72,79
IRELAND	27.475	14.804	-46,12	679.099	200.349	-70,5
ITALY	129	23.369	18015,5	3.146	224.953	7050,45
SPAIN	0	10	-	0	342	-
PORTUGAL	0	3	-	0	217	-
GREECE	2	37	1750	159	14.012	8712,58
HUNGARY	799	19	-97,62	106.499	701	-99,34
AZERBAIJAN	0	17	-	0	1.834	-
KAZAKHSTAN	0	71	-	0	2.334	-
UKRAINE	0	26	-	0	1.073	-
LATVIA	0	8	-	0	1.280	-
MALTA	21	0	-100	73	0	-100
SLOVAKIA	52	0	-100	1.568	0	-100
CZECH REPUBLIC	74	275	271,62	5.961	2.542	-57,36
RUSSIA FEDERATION	79	3.222	3978,48	7.050	40.412	473,22
-SUKU CADANG KENDARAAN	91.079.302	114.715.904	25,95	636.941.100	788.541.358	23,8
JAPAN	24.569.240	28.072.975	14,26	152.742.422	164.293.723	7,56
HONG KONG	35.323	69.980	98,11	417.036	738.803	77,16
KOREA, REPUBLIC OF	258.014	152.952	-40,72	961.422	1.213.762	26,25
TAIWAN	2.521.142	2.225.563	-11,72	23.005.232	20.526.519	-10,77
CHINA	2.810.433	2.359.747	-16,04	31.731.661	20.941.531	-34
PAPUA NEW GUINEA	825	17.980	2079,39	6.347	112.323	1669,7
THAILAND	11.795.972	14.761.667	25,14	90.157.593	130.913.539	45,21
SINGAPORE	11.899.742	15.966.740	34,18	72.299.038	97.778.906	35,24
PHILIPPINES	3.984.211	6.950.827	74,46	24.184.898	38.947.732	61,04
MALAYSIA	5.192.707	12.474.236	140,23	32.488.807	76.186.167	134,5
MYANMAR (FORM. BURMA)	0	1.486	-	0	10.747	-
CAMBODIA	0	3.210	-	0	21.801	-

TABEL 5. PERKEMBANGAN EKSPOR INDONESIA MENURUT KOMODITI DAN NEGARA TUJUAN

JENIS BARANG	BERAT BERSIH (KG)		PERUB	NILAI FOB (US \$)		PERUB
	JAN-JUL 2007	JAN-JUL 2008	%	JAN-JUL 2007	JAN-JUL 2008	%
(1)	(2)	(3)	(4)	(5)	(6)	(7)
BRUNEI DARUSSALAM	10.642	5.866	-44,88	61.192	44.579	-27,15
LAO PEOPLE'S DEMOCRATIC REPUB	0	579	-	0	3.662	-
NEPAL	0	184	-	0	1.014	-
VIET NAM	3.009.990	4.837.890	60,73	19.153.924	32.987.551	72,22
MALDIVES	1.543	639	-58,59	3.104	820	-73,58
INDIA	1.336.932	1.401.662	4,84	11.077.600	11.431.512	3,19
PAKISTAN	1.113.886	1.475.438	32,46	5.502.529	6.489.807	17,94
BANGLADESH	147.419	177.598	20,47	259.897	351.793	35,36
SRI LANKA	94.728	95.359	0,67	335.151	275.244	-17,87
IRAN (ISLAMIC REPUBLIC OF)	287.080	880.208	206,61	780.332	2.712.102	247,56
SAUDI ARABIA	73.975	121.637	64,43	486.622	923.266	89,73
ISRAEL	0	40.515	-	0	233.636	-
KUWAIT	17.146	39.971	133,12	53.729	137.272	155,49
JORDAN	34.097	41.788	22,56	147.396	137.661	-6,6
LEBANON	38.377	9.410	-75,48	228.217	42.067	-81,57
YEMEN	54.900	20.717	-62,26	160.100	131.778	-17,69
OMAN	28.811	102.282	255,01	36.556	174.399	377,07
SYRIA ARAB REPUBLIC	28.334	13.844	-51,14	74.275	50.056	-32,61
TURKEY	345.244	1.232.057	256,87	1.498.483	13.397.130	794,05
UNITED ARAB EMIRATES	775.999	921.438	18,74	1.163.301	1.721.337	47,97
QATAR	17.737	2.956	-83,33	41.863	25.718	-38,57
BAHRAIN	1.123	1.326	18,08	12.403	17.696	42,68
CYPRUS	3.307	12.901	290,11	44.123	133.085	201,62
EGYPT	409.058	442.911	8,28	1.686.716	1.871.951	10,98
LIBYAN ARAB JAMAHIRIYA	304	18.024	5828,95	4.891	47.695	875,16
MOROCCO	1.183	17.375	1368,72	12.209	48.444	296,79
TUNISIA	86.752	56.264	-35,14	167.195	120.953	-27,66
NAMIBIA	1	0	-100	2	0	-100
KENYA	5.050	3.427	-32,14	12.096	39.057	222,89
GHANA	299	4.053	1255,52	4.589	26.947	487,21
GUINEA	5	0	-100	68	0	-100
ANGOLA	428	3.350	682,71	4.905	45.345	824,46
CAMEROON	131	295	125,19	1.033	2.678	159,24
NIGERIA	26.158	20.167	-22,9	4.289	55.538	1194,89
SENEGAL	1	0	-100	2	0	-100
MAURITANIA	18.244	19.649	7,7	40.620	40.300	-0,79
BENIN	566	0	-100	500	0	-100
GAMBIA	525	0	-100	1.000	0	-100
U.S. VIRGIN ISLANDS	0	23	-	0	769	-
DJIBOUTI	4.800	0	-100	13.186	0	-100
SOUTH AFRICA	928.965	1.771.297	90,67	9.849.020	16.322.376	65,73
MAURITIUS	0	12	-	0	30	-
RWANDA	0	1.787	-	0	12.500	-
VIRGIN ISLANDS (BRITISH)	350	0	-100	3.846	0	-100
AUSTRALIA	477.679	512.896	7,37	3.682.548	4.957.979	34,63
NEW ZEALAND	37.585	6.563	-82,54	228.823	81.062	-64,57
SAINT VINCENT AND THE GRENADIN	0	8	-	0	211	-
VANUATU	1	0	-100	17	0	-100
FIJI	4.976	2.234	-55,1	19.431	13.268	-31,72
MARSHALL ISLANDS	55	0	-100	819	0	-100
SOLOMON ISLANDS	16	0	-100	332	0	-100
EAST TIMOR	2.021	143.100	6980,65	21.958	123.588	462,84
UNITED STATES	7.630.692	4.896.906	-35,83	71.683.962	39.707.426	-44,61
CANADA	182.896	84.773	-53,65	781.444	626.021	-19,89
MEXICO	32.520	198.721	511,07	270.334	2.806.114	938,02
GUATEMALA	2.268	1.641	-27,65	19.856	13.986	-29,56
HONDURAS	20.879	77.428	270,84	58.596	259.617	343,06
NICARAGUA	1.631	1.148	-29,61	15.553	9.255	-40,49
PANAMA	30.406	288	-99,05	165.061	4.346	-97,37
SURINAME	161	0	-100	502	0	-100
CHILE	8.785	38.944	343,3	77.587	137.253	76,9
VENEZUELA	23.060	13.216	-42,69	165.751	176.633	6,57
ARGENTINA	666.486	551.552	-17,24	4.170.383	3.859.760	-7,45
BRAZIL	1.563.220	2.367.364	51,44	18.403.981	30.468.988	65,56
COLOMBIA	49.893	76.673	53,67	82.268	163.220	98,4
PERU	53.744	101.813	89,44	99.055	193.222	95,07
TRINIDAD AND TOBAGO	793	3.550	347,67	10.329	28.610	176,99
BAHAMAS	90	287	218,89	711	4.229	494,8
JAMAICA	368	364	-1,09	5.042	4.285	-15,01
PUERTO RICO	15.811	28.343	79,26	161.532	188.188	16,5
BELIZE	0	3	-	0	36	-
DOMINICAN REPUBLIC	9.910	17.160	73,16	55.406	66.643	20,28
EL SALVADOR	9.540	1.736	-81,8	42.702	12.764	-70,11
COSTA RICA	8.271	2.481	-70	74.419	22.890	-69,24
HAITI	76	40	-47,37	1.939	510	-73,7
BARBADOS	3.583	2.931	-18,2	39.436	22.253	-43,57
ANTIGUA AND BARBUDA	288	489	69,79	2.791	5.804	107,95
ARUBA	422	327	-22,51	5.480	3.179	-41,99

TABEL 5. PERKEMBANGAN EKSPOR INDONESIA MENURUT KOMODITI DAN NEGARA TUJUAN

JENIS BARANG	BERAT BERSIH (KG)		PERUB %	NILAI FOB (US \$)		PERUB %
	JAN-JUL 2007	JAN-JUL 2008		JAN-JUL 2007	JAN-JUL 2008	
(1)	(2)	(3)	(4)	(5)	(6)	(7)
BERMUDA	69	517	649,28	860	4.063	372,44
CAYMAN ISLANDS	48	14	-70,83	826	201	-75,67
DOMINICA	352	574	63,07	6.236	8.968	43,81
FRENCH POLYNESIA	104	0	-100	1.354	0	-100
GRENADA	524	692	32,06	5.048	4.893	-3,07
NETHERLANDS ANTILLES	2.145	369	-82,8	22.821	3.368	-85,24
SAINT LUCIA	5	0	-100	162	0	-100
UNITED KINGDOM	2.029.396	2.836.794	39,79	25.445.017	35.408.845	39,16
NETHERLANDS	1.212.962	1.218.401	0,45	5.162.696	5.182.120	0,38
FRANCE	27.250	159	-99,42	192.807	2.338	-98,79
GERMANY, FED. REP. OF	1.432.011	941.494	-34,25	7.086.732	5.053.227	-28,69
AUSTRIA	1.800	11.126	518,11	14.039	57.348	308,49
BELGIUM	146.404	87.227	-40,42	1.007.488	664.053	-34,09
SWITZERLAND	1.233	10.094	718,65	11.590	54.151	367,22
DENMARK	143.909	76.738	-46,68	708.485	428.503	-39,52
NORWAY	267.632	138.526	-48,24	1.311.708	765.011	-41,68
SWEDEN	673.826	475.560	-29,42	3.534.437	2.461.886	-30,35
FINLAND	271.514	366.672	35,05	1.642.700	1.900.286	15,68
IRELAND	21	10.931	51952,38	200	57.523	28661,5
ITALY	899.197	725.330	-19,34	3.676.015	2.628.926	-28,48
SPAIN	154.621	271.929	75,87	1.145.703	1.837.932	60,42
PORTUGAL	75.048	107.860	43,72	277.976	337.984	21,59
GREECE	196.191	122.759	-37,43	1.058.601	796.870	-24,72
DEMOCRATIC REPUBLIC OF THE CO	32	19.873	62003,13	76	36.860	48400
HUNGARY	399.540	930.314	132,85	1.939.828	3.796.296	95,7
POLAND	226.950	253.976	11,91	747.068	774.621	3,69
ROMANIA	0	281	-	0	20.126	-
BULGARIA	14.217	68.109	379,07	30.810	176.183	471,84
UKRAINE	0	1.622	-	0	16.579	-
LITHUANIA	20.368	2.432	-88,06	103.529	8.121	-92,16
ESTONIA	0	11.810	-	0	74.060	-
MALTA	6.944	5.433	-21,76	57.974	46.615	-19,59
SLOVAKIA	22.878	8.096	-64,61	61.229	22.779	-62,8
RUSSIA FEDERATION	42.286	24.951	-40,99	417.617	205.961	-50,68
-UBI KAYU OLAHAN	41.616.256	44.645.169	7,28	4.808.598	8.048.613	67,38
JAPAN	130.000	134	-99,9	86.598	134	-99,85
HONG KONG	23.271	1.614	-93,06	6.498	866	-86,67
KOREA, REPUBLIC OF	6.050.058	3.721.796	-38,48	719.982	800.186	11,14
TAIWAN	19.984	1.357.276	6691,81	5.020	266.619	5211,14
CHINA	35.124.789	39.274.696	11,81	3.697.550	6.482.473	75,32
SINGAPORE	37.330	22.161	-40,63	11.739	20.590	75,4
PHILIPPINES	946	8.894	840,17	2.205	6.174	180
MALAYSIA	155.764	104.554	-32,88	77.382	54.309	-29,82
BRUNEI DARUSSALAM	0	6.586	-	0	20.668	-
SAUDI ARABIA	0	1.495	-	0	2.098	-
AUSTRALIA	445	621	39,55	655	1.383	111,15
VANUATU	0	200	-	0	432	-
UNITED STATES	11.135	44.538	299,98	36.602	146.400	299,98
UNITED KINGDOM	56.017	93.228	66,43	150.638	233.823	55,22
NETHERLANDS	6.517	5.060	-22,36	13.729	9.268	-32,49
BELGIUM	0	2.316	-	0	3.190	-
-INDUSTRI LAINNYA	3.146.073.051	2.338.354.156	-25,67	2.514.838.887	3.315.701.566	31,85
JAPAN	88.509.001	82.519.140	-6,77	321.305.515	311.687.872	-2,99
HONG KONG	8.394.806	10.227.438	21,83	23.747.895	30.689.641	29,23
KOREA, DEMOCRATIC PEOPLE'S REI	0	175	-	0	2.277	-
KOREA, REPUBLIC OF	60.564.599	94.914.335	56,72	71.453.037	104.856.018	46,75
TAIWAN	42.687.321	63.677.501	49,17	36.746.186	47.133.116	28,27
CHINA	2.211.344.014	996.055.623	-54,96	157.486.606	138.488.914	-12,06
MONGOLIA	149.716	239.848	60,2	218.192	560.933	157,08
MACAU	311.157	3.638.234	1069,26	219.935	566.857	157,74
PAPUA NEW GUINEA	2.988.933	2.784.783	-6,83	3.713.379	4.702.008	26,62
THAILAND	43.356.510	61.602.499	42,08	160.348.062	189.390.972	18,11
SINGAPORE	132.109.094	104.979.729	-20,54	445.531.122	499.644.085	12,15
PHILIPPINES	19.506.487	28.870.138	48	48.989.054	65.938.300	34,6
MALAYSIA	84.432.770	111.555.510	32,12	162.827.574	173.471.776	6,54
MYANMAR (FORM. BURMA)	2.328.040	4.931.064	111,81	2.169.655	4.467.898	105,93
CAMBODIA	644.247	973.273	51,07	1.485.347	2.697.151	81,58
BRUNEI DARUSSALAM	379.798	2.276.872	499,5	820.302	3.009.966	266,93
LAO PEOPLE'S DEMOCRATIC REPUB	433.814	192.926	-55,53	1.804.752	732.808	-59,4
NEPAL	343.004	134.797	-60,7	556.166	250.877	-54,89
VIET NAM	23.157.063	33.236.104	43,52	40.679.200	90.417.923	122,27
MALDIVES	1.559.519	2.846.352	82,51	1.096.056	2.303.492	110,16
INDIA	36.068.018	37.956.479	5,24	60.664.222	63.712.138	5,02
PAKISTAN	10.173.612	11.111.322	9,22	8.516.294	9.457.980	11,06
BANGLADESH	8.541.868	11.611.282	35,93	13.677.869	12.798.348	-6,43
SRI LANKA	5.074.184	5.304.728	4,54	10.594.796	14.316.186	35,12

TABEL 5. PERKEMBANGAN EKSPOR INDONESIA MENURUT KOMODITI DAN NEGARA TUJUAN

JENIS BARANG	BERAT BERSIH (KG)		PERUB %	NILAI FOB (US \$)		PERUB %
	JAN-JUL 2007	JAN-JUL 2008		JAN-JUL 2007	JAN-JUL 2008	
(1)	(2)	(3)	(4)	(5)	(6)	(7)
AFGHANISTAN	100.703	0	-100	353.463	0	-100
IRAQ	1.070	10.248.873	957738,6	2.481	51.973.418	2094757,64
IRAN (ISLAMIC REPUBLIC OF)	2.770.894	2.221.123	-19,84	2.227.911	3.144.438	41,14
SAUDI ARABIA	15.470.145	19.752.516	27,68	20.600.523	23.265.782	12,94
ISRAEL	0	365.318	-	0	791.858	-
KUWAIT	2.990.528	1.783.755	-40,35	1.829.953	2.024.887	10,65
JORDAN	212.475	1.013.478	376,99	1.232.660	2.994.023	142,89
LEBANON	519.259	556.292	7,13	850.181	970.030	14,1
YEMEN	190.024	248.779	30,92	954.508	898.827	-5,83
OMAN	1.066.196	246.804	-76,85	5.889.851	1.285.122	-78,18
SYRIA ARAB REPUBLIC	124.734	333.602	167,45	616.395	659.260	6,95
TURKEY	3.913.157	5.395.769	37,89	4.799.056	8.746.654	82,26
UNITED ARAB EMIRATES	24.355.863	31.056.240	27,51	32.967.692	32.801.720	-0,5
QATAR	1.928.804	2.609.694	35,3	1.778.286	1.689.557	-4,99
BAHRAIN	4.240.870	7.806.616	84,08	993.604	3.710.286	273,42
CYPRUS	84.870	162.508	91,48	183.965	299.444	62,77
EGYPT	1.792.724	2.141.273	19,44	1.970.107	3.450.531	75,14
LIBYAN ARAB JAMAHIRIYA	472.318	631.808	33,77	2.446.872	2.340.891	-4,33
MOROCCO	39.333	178.161	352,96	297.116	627.144	111,08
TUNISIA	31.865	1.167.141	3562,77	132.933	3.321.344	2398,51
ALGERIA	4.114.040	2.506.647	-39,07	11.186.554	9.503.954	-15,04
SUDAN	258.938	418.879	61,77	485.116	3.010.913	520,66
ERITREA	157	36.900	23403,18	2.160	38.950	1703,24
LESOTHO	47.800	0	-100	2.820	0	-100
NAMIBIA	132.118	70.553	-46,6	61.385	22.811	-62,84
ETHIOPIA	17.875	3.084	-82,75	6.466	15.379	137,84
TANZANIA, UNITED REPUBLIC OF	269.115	474.974	76,49	654.069	1.903.125	190,97
MADAGASCAR	186.173	402.869	116,39	176.795	904.671	411,71
SOMALIA	3.496	3.600	2,97	11.977	73.800	516,18
KENYA	2.634.727	2.866.236	8,79	2.381.255	4.421.624	85,68
REUNION	309.768	219.653	-29,09	385.911	235.863	-38,88
MOZAMBIQUE	154.210	1.088.417	605,8	273.566	2.079.733	660,23
EQUATORIAL GUINEA	14.897	7.220	-51,53	37.168	8.075	-78,27
TOGO	196.179	243.979	24,37	414.949	504.642	21,62
GHANA	3.820.808	6.749.527	76,65	5.565.499	8.486.589	52,49
LIBERIA	11.151	2.229	-80,01	29.223	4.834	-83,46
GUINEA	580.284	627.866	8,2	758.237	1.220.646	60,98
ANGOLA	152.413	974.511	539,39	353.717	1.162.597	228,68
CONGO	112.824	142.103	25,95	270.072	358.506	32,74
CAMEROON	326.801	211.501	-35,28	781.457	835.453	6,91
NIGERIA	5.690.035	7.682.047	35,01	10.098.197	13.114.875	29,87
SIERRA LEONE	78.099	38.825	-50,29	219.517	75.804	-65,47
GABON	159.836	79.383	-50,33	626.770	506.686	-19,16
COTE D'IVOIRE	165.372	402.684	143,5	757.360	2.180.150	187,86
SENEGAL	66.131	614.421	829,1	135.467	1.214.423	796,47
MAURITANIA	9.288	498	-94,64	6.375	363	-94,31
MALI	8.528	2.755	-67,69	28.836	11.675	-59,51
BENIN	491.915	517.083	5,12	659.299	913.950	38,62
BURKINA FASO	26.049	26.257	0,8	108.118	182.264	68,58
GAMBIA	18.967	18.958	-0,05	80.944	67.653	-16,42
U.S. VIRGIN ISLANDS	636	21.129	3222,17	5.317	11.375	113,94
SEYCHELLES	56.102	134.580	139,88	97.329	137.013	40,77
UGANDA	4.990	267.604	5262,81	32.269	1.226.015	3699,36
NIGER	11.413	23.247	103,69	41.844	135.265	223,26
CHAD	0	10.075	-	0	48.136	-
DJIBOUTI	114.366	210.504	84,06	56.150	142.712	154,16
SAO TOME AND PRINCIPE	7.918	22.327	181,98	11.028	28.210	155,8
SWAZILAND	67.623	39.890	-41,01	369.132	210.473	-42,98
SOUTH AFRICA	10.837.974	7.091.776	-34,57	7.347.883	11.228.867	52,82
ZIMBABWE	760	2.773	264,87	6.750	18.658	176,41
ZAMBIA	0	23.940	-	0	92.516	-
MALAWI	169.856	112.217	-33,93	145.974	152.530	4,49
COMOROS	14.238	7.000	-50,84	26.374	45.000	70,62
MAURITIUS	186.397	321.679	72,58	230.942	435.606	88,62
RWANDA	0	37.898	-	0	235.711	-
VIRGIN ISLANDS (BRITISH)	9.749	601	-93,84	47.024	1.994	-95,76
AUSTRALIA	38.655.599	35.979.923	-6,92	92.094.079	85.844.458	-6,79
NEW ZEALAND	3.627.177	6.090.667	67,92	7.554.001	12.871.078	70,39
MICRONESIA, FEDERATED STATES C	8.731	47.257	441,26	7.228	63.300	775,76
GUAM	14.525	52.670	262,62	17.291	143.150	727,89
PALAU	24.525	295	-98,8	22.423	735	-96,72
NEW CALEDONIA	286.588	234.322	-18,24	601.646	444.181	-26,17
NORTHERN MARIANA ISLANDS	10.416	0	-100	3.540	0	-100
SAINT VINCENT AND THE GRENADIN	9.475	17.422	83,87	18.984	16.121	-15,08
VANUATU	165.379	41.533	-74,89	115.360	63.479	-44,97
WALLIS AND FUTUNA ISLANDS	2.516	8.736	247,22	5.968	14.436	141,89
AMERICAN SAMOA	27.044	15.779	-41,65	175.283	21.529	-87,72
COOK ISLANDS	78.627	11.491	-85,39	60.932	69.656	14,32
FIJI	1.054.051	943.748	-10,46	508.726	666.031	30,92

TABEL 5. PERKEMBANGAN EKSPOR INDONESIA MENURUT KOMODITI DAN NEGARA TUJUAN

JENIS BARANG	BERAT BERSIH (KG)		PERUB %	NILAI FOB (US \$)		PERUB %
	JAN-JUL 2007	JAN-JUL 2008		JAN-JUL 2007	JAN-JUL 2008	
(1)	(2)	(3)	(4)	(5)	(6)	(7)
KIRIBATI	78.592	4.918	-93,74	80.955	7.576	-90,64
MARSHALL ISLANDS	66.839	11.441	-82,88	18.521	12.775	-31,02
SAMOA	60.282	27.525	-54,34	51.701	31.894	-38,31
SOLOMON ISLANDS	786.183	84.890	-89,2	1.201.224	158.099	-86,84
TONGA	40.027	228.776	471,55	64.932	229.611	253,62
TUVALU	636	12.179	1814,94	535	25.161	4602,99
CHRISTMAS ISLANDS	17	0	-100	180	0	-100
TOKELAU	3.508	0	-100	25.509	0	-100
EAST TIMOR	6.092	5.076.749	83234,68	28.445	5.089.260	17791,58
UNITED STATES	70.371.165	292.985.033	316,34	264.501.516	611.542.970	131,21
CANADA	8.080.690	8.478.746	4,93	27.142.791	22.029.817	-18,84
MEXICO	1.776.418	1.128.087	-36,5	9.513.539	9.904.478	4,11
GUATEMALA	31.180	5.054	-83,79	96.000	44.800	-53,33
HONDURAS	63.123	37.068	-41,28	29.060	85.098	192,84
NICARAGUA	1.728	1.221	-29,34	1.296	2.340	80,56
PANAMA	104.676	186.393	78,07	849.210	1.170.962	37,89
CUBA	7.282	180.800	2382,83	97.976	151.128	54,25
SURINAME	60.570	29.676	-51,01	179.240	204.474	14,08
CHILE	525.797	3.416.768	549,83	3.525.491	9.496.271	169,36
VENEZUELA	6.725.711	1.933.556	-71,25	1.475.793	1.566.605	6,15
ARGENTINA	1.300.505	2.182.728	67,84	9.908.973	16.181.769	63,3
BRAZIL	613.292	2.266.044	269,49	4.451.018	8.418.658	89,14
COLOMBIA	378.722	353.046	-6,78	1.090.728	960.417	-11,95
BOLIVIA	9.590	25.320.263	263927,77	30.495	29.594.063	96945,62
URUGUAY	14.647	12.193	-16,75	51.682	54.321	5,11
PARAGUAY	50.521	40.686	-19,47	112.090	172.958	54,3
ECUADOR	521.833	814.814	56,14	1.363.420	1.875.311	37,54
PERU	441.873	1.173.155	165,5	1.797.246	1.020.308	-43,23
GUYANA	110.545	34.324	-68,95	276.429	92.177	-66,65
TRINIDAD AND TOBAGO	116.807	58.542	-49,88	471.640	269.869	-42,78
BAHAMAS	588	105.379	17821,6	3.844	114.012	2865,97
JAMAICA	35.944	1.919	-94,66	35.989	4.828	-86,58
PUERTO RICO	352.668	87.149	-75,29	202.539	96.965	-52,13
BELIZE	40	4.241	10502,5	343	21.298	6109,33
DOMINICAN REPUBLIC	242.582	128.595	-46,99	516.313	560.580	8,57
EL SALVADOR	135.819	44.060	-67,56	696.638	225.904	-67,57
COSTA RICA	315.277	750.770	138,13	791.445	835.834	5,61
HAITI	138.412	78.220	-43,49	202.863	90.280	-55,5
BARBADOS	126.382	154.564	22,3	146.099	150.461	2,99
ANTIGUA AND BARBUDA	1.755	874	-50,2	7.860	7.942	1,04
ANGUILLA	3.736	0	-100	9.180	0	-100
ARUBA	395	4.798	1114,68	1.892	10.117	434,73
BERMUDA	173	1.010	483,82	3.149	5.223	65,86
CAPE VERDE	14.440	0	-100	15.200	0	-100
CAYMAN ISLANDS	42.211	42.007	-0,48	16.647	12.434	-25,31
DOMINICA	10.500	10.415	-0,81	40.275	51.273	27,31
FALKLAND ISLANDS (MALVINAS)	232	0	-100	303	0	-100
FRENCH GUIANA	1.285	5.879	357,51	2.469	9.315	277,28
FRENCH POLYNESIA	581.517	328.073	-43,58	482.219	413.794	-14,19
GREENLAND	3.699	3.564	-3,65	32.238	39.322	21,97
GRENADA	30.643	15.804	-48,43	44.093	10.790	-75,53
MARTINIQUE	27.051	9.872	-63,51	26.715	30.583	14,48
NETHERLANDS ANTILLES	156.356	119.788	-23,39	152.507	121.318	-20,45
SAINT LUCIA	0	379	-	0	3.629	-
TURKS AND CAICOS ISLANDS	97.930	43.658	-55,42	2.569	20.605	702,06
GUADELOUPE	170.770	46.524	-72,76	165.738	98.369	-40,65
SAINT KITTS AND NEVIS	275	4.045	1370,91	5.786	17.681	205,58
UNITED KINGDOM	6.733.377	5.663.004	-15,9	37.859.493	43.817.058	15,74
NETHERLANDS	22.014.561	63.094.207	186,6	109.663.438	187.868.705	71,31
FRANCE	9.100.764	7.782.811	-14,48	18.353.098	18.685.411	1,81
GERMANY, FED. REP. OF	12.440.829	16.009.003	28,68	60.641.303	75.896.867	25,16
AUSTRIA	721.554	592.639	-17,87	4.574.676	4.218.643	-7,78
BELGIUM	8.680.380	13.058.922	50,44	33.760.459	56.178.538	66,4
SWITZERLAND	507.779	320.745	-36,83	2.143.070	2.319.581	8,24
LUXEMBOURG	760	794	4,47	21.700	76.437	252,24
MONACO	22.701	250	-98,9	207.378	2.724	-98,69
DENMARK	1.338.916	1.361.477	1,69	6.202.435	5.719.656	-7,78
NORWAY	15.639.463	13.448.172	-14,01	3.479.308	3.891.431	11,84
SWEDEN	950.988	1.671.724	75,79	5.634.903	6.665.083	18,28
FINLAND	3.927.196	1.890.563	-51,86	33.745.676	21.479.982	-36,35
IRELAND	58.914	71.374	21,15	657.090	1.174.255	78,71
ITALY	7.688.604	5.831.886	-24,15	32.537.062	31.484.143	-3,24
SPAIN	2.844.742	10.456.822	267,58	6.596.087	14.678.914	122,54
PORTUGAL	248.147	345.905	39,4	1.109.032	1.686.757	52,09
ICELAND	295.284	22.261	-92,46	109.441	6.303	-94,24
GREECE	32.559.273	2.579.754	-92,08	5.151.783	6.497.787	26,13
VATICAN CITY STATE (HOLY SEE)	6.712	0	-100	4.200	0	-100
ANDORRA	5.590	1.900	-66,01	2.339	5.001	113,81
LIECHTENSTEIN	0	670	-	0	638	-
DEMOCRATIC REPUBLIC OF THE CO	486.064	135.389	-72,15	1.008.519	452.717	-55,11
HUNGARY	187.233	291.071	55,46	844.496	1.260.311	49,24
POLAND	1.330.698	1.672.826	25,71	6.876.766	8.902.416	29,46

TABEL 5. PERKEMBANGAN EKSPOR INDONESIA MENURUT KOMODITI DAN NEGARA TUJUAN

JENIS BARANG	BERAT BERSIH (KG)		PERUB	NILAI FOB (US \$)		PERUB
	JAN-JUL 2007	JAN-JUL 2008	%	JAN-JUL 2007	JAN-JUL 2008	%
	(1)	(2)	(3)	(4)	(5)	(6)
ROMANIA	249.645	103.218	-58,65	921.207	629.245	-31,69
BULGARIA	24.707	135.529	448,54	117.809	417.653	254,52
YUGOSLAVIA	4.683	4.138	-11,64	7.540	13.632	80,8
ALBANIA	0	337	-	0	507	-
ARMENIA	8.416	0	-100	41.615	0	-100
AZERBAIJAN	8.580	12.084	40,84	93.179	116.444	24,97
BELARUS	2.681	5.658	111,04	52.031	32.621	-37,3
KAZAKHSTAN	148.926	76.268	-48,79	275.828	454.786	64,88
KYRGYZSTAN	0	12.902	-	0	72.542	-
MOLDOVA, REPUBLIC OF	0	5.985	-	0	20.344	-
UKRAINE	1.552.732	413.243	-73,39	948.043	1.418.630	49,64
LITHUANIA	10.913	76.895	604,62	146.141	276.255	89,03
LATVIA	71.418	117.295	64,24	513.111	843.689	64,43
ESTONIA	560.975	621.364	10,77	189.902	445.025	134,34
GEORGIA	36.440	1.168.937	3107,84	23.895	1.838.155	7592,63
CROATIA	681.355	133.843	-80,36	354.869	517.253	45,76
BOSNIA AND HERZEGOVINA	6	233	3783,33	101	1.104	993,07
MALTA	83.178	72.066	-13,36	250.721	151.312	-39,65
SLOVAKIA	49.955	55.124	10,35	2.117.300	889.538	-57,99
SLOVENIA	182.589	34.997	-80,83	240.894	179.060	-25,67
CZECH REPUBLIC	105.197	174.314	65,7	383.582	940.529	145,2
RUSSIA FEDERATION	792.519	2.984.651	276,6	3.993.290	6.407.162	60,45
BIJI TEMBAGA	1.202.193.236	837.641.889	-30,32	3.110.150.860	1.908.107.243	-38,65
JAPAN	366.009.741	337.614.253	-7,76	933.528.637	769.535.047	-17,57
KOREA, REPUBLIC OF	192.251.347	156.539.518	-18,58	440.995.648	330.073.028	-25,15
CHINA	34.347.070	11.353.645	-66,94	86.866.276	27.606.151	-68,22
SINGAPORE	0	20.000	-	0	400	-
PHILIPPINES	96.637.787	76.811.425	-20,52	234.424.314	181.650.935	-22,51
MALAYSIA	0	100.000	-	0	12.840	-
INDIA	161.470.512	49.545.774	-69,32	463.024.125	124.141.280	-73,19
GERMANY, FED. REP. OF	44.386.825	0	-100	78.367.390	0	-100
SWITZERLAND	12.175.559	0	-100	27.408.766	0	-100
SPAIN	294.914.395	205.657.274	-30,27	845.535.704	475.087.562	-43,81
BIJI NIKEL	5.611.328.827	8.597.814.103	53,22	408.244.901	431.643.594	5,73
JAPAN	1.277.724.005	1.204.859.246	-5,7	130.077.946	121.150.983	-6,86
HONG KONG	0	20.000	-	0	600	-
KOREA, REPUBLIC OF	52.500.000	0	-100	5.481.493	0	-100
CHINA	3.200.678.770	5.824.981.296	81,99	179.984.798	208.731.171	15,97
SINGAPORE	0	4	-	0	7	-
MALAYSIA	0	50.000.000	-	0	875.000	-
CAMEROON	38.150.000	0	-100	1.669.062	0	-100
AUSTRALIA	129.280.000	304.996.207	135,92	12.180.037	11.981.664	-1,63
UNITED STATES	0	6.000	-	0	400	-
CURACAO	35.826.000	0	-100	1.522.605	0	-100
UNITED KINGDOM	102.300.000	12.450.000	-87,83	10.252.417	694.087	-93,23
FRANCE	0	25.450	-	0	1.664	-
SWITZERLAND	0	243.086.000	-	0	16.795.667	-
GREECE	289.870.000	209.259.900	-27,81	27.811.579	17.774.683	-36,09
VATICAN CITY STATE (HOLY SEE)	66.500.000	0	-100	7.107.759	0	-100
POLAND	52	0	-100	20	0	-100
UKRAINE	418.500.000	748.130.000	78,76	32.157.185	53.637.668	66,8
BAUKSIT	7.565.013.214	8.837.575.524	16,82	69.472.925	93.436.203	34,49
JAPAN	448.326.000	276.289.180	-38,37	6.228.041	5.043.613	-19,02
KOREA, REPUBLIC OF	166.214	42.175	-74,63	9.911	2.404	-75,74
TAIWAN	34.500.000	34.900.000	1,16	276.000	383.900	39,09
CHINA	7.046.616.000	8.526.344.169	21	62.611.923	88.006.286	40,56
THAILAND	3.500.000	0	-100	28.000	0	-100
SINGAPORE	31.905.000	0	-100	319.050	0	-100
BIJI TIMAH/TIN	228.920	552.343	141,28	28.297	591	-97,91
CHINA	100.000	0	-100	27.000	0	-100
MALAYSIA	128.895	552.342	328,52	1.289	589	-54,31
PAKISTAN	0	1	-	0	2	-
GERMANY, FED. REP. OF	25	0	-100	8	0	-100
BATU BARA	109.213.872.529	121.039.325.817	10,83	3.665.961.002	5.454.226.782	48,78
JAPAN	19.934.023.741	21.799.673.800	9,36	740.144.748	1.059.002.166	43,08
HONG KONG	6.744.513.361	6.856.712.979	1,66	206.257.065	262.849.184	27,44
KOREA, REPUBLIC OF	14.966.213.457	16.374.823.082	9,41	496.951.453	723.851.891	45,66
TAIWAN	14.084.714.490	15.246.853.914	8,25	499.209.354	794.163.986	59,08
CHINA	8.938.503.428	8.679.382.364	-2,9	281.989.691	364.720.051	29,34
PAPUA NEW GUINEA	22.346	0	-100	35.003	0	-100
THAILAND	5.908.747.905	8.670.088.861	46,73	172.504.811	324.024.292	87,83
SINGAPORE	18.522.309	34.040.633	83,78	469.192	1.315.953	180,47
PHILIPPINES	3.170.427.929	3.632.464.999	14,57	110.659.336	199.765.901	80,52
MALAYSIA	5.070.020.147	6.091.399.802	20,15	161.441.298	259.072.511	60,47
CAMBODIA	33.161.270	39.185.895	18,17	1.398.560	2.117.569	51,41
VIET NAM	321.008.395	378.621.063	17,95	9.674.521	17.180.887	77,59
INDIA	13.987.056.163	15.825.892.620	13,15	431.662.838	628.883.170	45,69

TABEL 5. PERKEMBANGAN EKSPOR INDONESIA MENURUT KOMODITI DAN NEGARA TUJUAN

JENIS BARANG	BERAT BERSIH (KG)		PERUB	NILAI FOB (US \$)		PERUB
	JAN-JUL 2007	JAN-JUL 2008	%	JAN-JUL 2007	JAN-JUL 2008	%
(1)	(2)	(3)	(4)	(5)	(6)	(7)
PAKISTAN	875.305.891	2.293.486.159	162,02	36.379.423	129.332.322	255,51
SRI LANKA	62.945.000	94.707.680	50,46	2.703.745	4.993.114	84,67
ISRAEL	0	138.411.000	-	0	5.364.987	-
YEMEN	0	68.418.430	-	0	3.557.758	-
SYRIA ARAB REPUBLIC	69.715.000	0	-100	1.812.590	0	-100
TURKEY	60.272.000	0	-100	1.868.432	0	-100
UNITED ARAB EMIRATES	0	66.983.010	-	0	4.956.768	-
SIERRA LEONE	137.981.000	0	-100	3.809.368	0	-100
SOUTH AFRICA	500.000	0	-100	225.000	0	-100
AUSTRALIA	31.161	8	-99,97	977	15	-98,46
NEW ZEALAND	450.673.000	210.041.000	-53,39	12.535.405	6.384.352	-49,07
AMERICAN SAMOA	0	71.859.000	-	0	2.196.011	-
UNITED STATES	2.934.525.829	1.998.593.613	-31,89	79.095.524	66.823.949	-15,51
CHILE	1.110.384.923	214.469.000	-80,69	35.226.578	7.356.286	-79,12
BRAZIL	73.933.000	0	-100	2.518.897	0	-100
COSTA RICA	62.224.000	128.104.000	105,88	1.810.096	7.947.799	339,08
UNITED KINGDOM	630.930.474	1.318.104.000	108,91	17.761.921	46.940.612	164,28
NETHERLANDS	454.176.592	1.089.061.093	139,79	18.084.248	51.848.027	186,7
FRANCE	72.045.000	0	-100	2.698.805	0	-100
GERMANY, FED. REP. OF	167.090	30.126.527	17930,12	17.814	1.030.668	5685,72
BELGIUM	223.691.000	218.223.085	-2,44	7.608.032	9.234.005	21,37
SWITZERLAND	1.680.796.793	2.294.397.000	36,51	57.000.350	88.751.501	55,7
IRELAND	464.354.005	173.573.200	-62,62	16.188.625	10.913.504	-32,59
ITALY	3.487.446.000	3.449.894.000	-1,08	152.336.376	252.448.917	65,72
SPAIN	2.199.108.547	2.475.980.000	12,59	67.647.025	78.960.522	16,72
PORTUGAL	69.453.283	0	-100	2.401.000	0	-100
GREECE	114.390.000	0	-100	3.385.943	0	-100
CROATIA	256.150.000	337.106.000	31,6	11.492.122	12.538.814	9,11
SLOVENIA	545.738.000	648.944.000	18,91	18.954.836	22.290.538	17,6
REP. OF MACEDONIA	0	89.704.000	-	0	3.408.752	-
GRANIT	1.469.481.041	3.395.895.785	131,09	11.451.014	30.893.700	169,79
JAPAN	2.557	0	-100	1.957	0	-100
TAIWAN	165.310	0	-100	12.968	0	-100
CHINA	31.225	0	-100	4.163	0	-100
THAILAND	28.378	0	-100	7.850	0	-100
SINGAPORE	1.469.208.927	3.395.799.452	131,13	11.406.020	30.867.194	170,62
PHILIPPINES	0	1.098	-	0	2.923	-
MALAYSIA	19.500	68.752	252,57	1.290	5.852	353,64
CYPRUS	65	0	-100	29	0	-100
AUSTRALIA	3.368	182	-94,6	1.452	800	-44,9
UNITED STATES	17.703	3.107	-82,45	10.769	396	-96,32
CANADA	0	14.995	-	0	11.575	-
COSTA RICA	284	0	-100	433	0	-100
FRENCH POLYNESIA	959	0	-100	1.167	0	-100
NETHERLANDS ANTILLES	2.604	0	-100	2.833	0	-100
FRANCE	0	1.325	-	0	1.092	-
GERMANY, FED. REP. OF	0	6.711	-	0	3.369	-
SWEDEN	0	163	-	0	499	-
SPAIN	161	0	-100	83	0	-100
PASIR ALAM	401.111.930	14.274	-100	4.679.111	57.186	-98,78
JAPAN	379	0	-100	746	0	-100
HONG KONG	282.000	0	-100	112.800	0	-100
KOREA, REPUBLIC OF	20.000	0	-100	16.000	0	-100
CHINA	9.091.251	25	-100	3.787.203	185	-100
THAILAND	3.000.000	8.162	-99,73	30.000	3.216	-89,28
SINGAPORE	388.718.000	486	-100	732.282	629	-99,91
MALAYSIA	0	1	-	0	2.000	-
AUSTRALIA	300	0	-100	80	0	-100
GERMANY, FED. REP. OF	0	5.600	-	0	51.156	-
HASIL TAMBANG LAIN	4.200.552.436	7.339.752.781	74,73	130.532.948	190.678.727	46,08
JAPAN	47.217.306	21.397.101	-54,68	5.967.867	1.621.549	-72,83
HONG KONG	2.569.290	1.614.565	-37,16	757.236	562.256	-25,75
KOREA, REPUBLIC OF	6.896.327	73.269.597	962,44	1.006.714	2.728.610	171,04
TAIWAN	17.496.104	10.306.294	-41,09	1.420.883	1.727.190	21,56
CHINA	3.014.023.377	4.865.752.532	61,44	95.663.278	143.448.814	49,95
MONGOLIA	21.000	0	-100	3.992	0	-100
PAPUA NEW GUINEA	6.626	0	-100	7.127	0	-100
THAILAND	4.051.921	3.175.003	-21,64	422.097	323.753	-23,3
SINGAPORE	779.571.465	1.738.792.099	123,04	6.876.228	18.301.250	166,15
PHILIPPINES	1.613.785	818.587	-49,28	326.408	102.412	-68,62
MALAYSIA	20.268.995	43.795.139	116,07	5.853.793	2.246.227	-61,63
MYANMAR (FORM. BURMA)	92.600	118.000	27,43	5.840	7.724	32,26
CAMBODIA	4.259.650	3.569.964	-16,19	248.127	249.577	0,58
BRUNEI DARUSSALAM	0	55.952	-	0	45.425	-
VIET NAM	4.407.308	7.675.606	74,16	335.493	695.909	107,43
MALDIVES	34.600	170.385	392,44	10.133	131.093	1193,72
INDIA	57.803.347	23.379.246	-59,55	4.106.742	3.891.037	-5,25
PAKISTAN	125.003	20.496	-83,6	7.102	3.436	-51,62
BANGLADESH	20.461.491	26.551.360	29,76	842.134	859.295	2,04

TABEL 5. PERKEMBANGAN EKSPOR INDONESIA MENURUT KOMODITI DAN NEGARA TUJUAN

JENIS BARANG	BERAT BERSIH (KG)		PERUB %	NILAI FOB (US \$)		PERUB %
	JAN-JUL 2007	JAN-JUL 2008		JAN-JUL 2007	JAN-JUL 2008	
(1)	(2)	(3)	(4)	(5)	(6)	(7)
SRI LANKA	115.440	194.190	68,22	8.223	28.091	241,61
IRAN (ISLAMIC REPUBLIC OF)	42	160.000	380852,38	1.080	32.000	2862,96
SAUDI ARABIA	11.445	18.899	65,13	3.038	7.256	138,84
KUWAIT	0	18.402	-	0	5.857	-
JORDAN	0	40.047	-	0	7.573	-
LEBANON	0	218	-	0	770	-
TURKEY	24.000	0	-100	350	0	-100
UNITED ARAB EMIRATES	111.116.846	183.139.496	64,82	1.794.275	2.925.473	63,04
QATAR	0	102.500	-	0	7.257	-
BAHRAIN	18.240	3.623	-80,14	10.680	2.299	-78,47
CYPRUS	3.407	0	-100	1.724	0	-100
EGYPT	89.376	0	-100	7.532	0	-100
LIBYAN ARAB JAMAHIRIYA	0	2.480	-	0	13.095	-
LESOTHO	20.000	0	-100	1.180	0	-100
MADAGASCAR	26.250	0	-100	814	0	-100
KENYA	158.783	115.000	-27,57	35.808	24.725	-30,95
REUNION	9.786	408	-95,83	7.147	333	-95,34
LIBERIA	0	3.003	-	0	4.485	-
NIGERIA	160.000	0	-100	45.232	0	-100
DJIBOUTI	0	273.000	-	0	37.674	-
SOUTH AFRICA	189.450	913.203	382,03	9.720	761.932	7738,81
MAURITIUS	32.461	441.044	1258,69	13.162	177.274	1246,86
AUSTRALIA	4.994.027	10.364.397	107,54	588.032	1.359.468	131,19
NEW ZEALAND	24.183	21.488	-11,14	5.909	3.987	-32,53
GUAM	26.511	0	-100	8.214	0	-100
NEW CALEDONIA	7.441	17.040	129	6.518	20.701	217,6
SAINT VINCENT AND THE GRENADIN	0	10.771	-	0	3.687	-
VANUATU	33.877	0	-100	9.533	0	-100
COOK ISLANDS	153	0	-100	147	0	-100
FIJI	1.022.391	80	-99,99	71.785	392	-99,45
SOLOMON ISLANDS	0	77	-	0	206	-
EAST TIMOR	0	341.000	-	0	201.244	-
UNITED STATES	905.883	198.010	-78,14	465.767	97.519	-79,06
CANADA	7.998	4.998	-37,51	14.787	4.559	-69,17
MEXICO	4.142	0	-100	2.527	0	-100
PANAMA	0	1.653	-	0	3.106	-
CHILE	0	2.150	-	0	13.681	-
ARGENTINA	8.125	0	-100	2.470	0	-100
BRAZIL	111.411	35.374	-68,25	45.520	20.992	-53,88
DOMINICAN REPUBLIC	0	49	-	0	422	-
COSTA RICA	10.476	0	-100	10.850	0	-100
ANGUILLA	587	0	-100	922	0	-100
FRENCH GUIANA	304	0	-100	705	0	-100
FRENCH POLYNESIA	77.056	3.937	-94,89	23.569	3.392	-85,61
MARTINIQUE	140	0	-100	217	0	-100
NETHERLANDS ANTILLES	23.227	0	-100	13.573	0	-100
TURKS AND CAICOS ISLANDS	38.625	0	-100	4.337	0	-100
GUADELOUPE	8.323	0	-100	7.287	0	-100
UNITED KINGDOM	77.738	73.424	-5,55	66.922	9.537	-85,75
NETHERLANDS	81.334	166.858	105,15	78.107	74.289	-4,89
FRANCE	229.662	25.014	-89,11	195.051	24.949	-87,21
GERMANY, FED. REP. OF	148.809	89.953	-39,55	99.829	292.441	192,94
AUSTRIA	23.926	278	-98,84	18.894	397	-97,9
BELGIUM	30.175	1.798	-94,04	1.030.650	2.238.217	117,17
SWITZERLAND	99.413.066	322.005.033	223,91	1.737.147	5.152.155	196,59
DENMARK	1.562	0	-100	5	0	-100
NORWAY	0	40.845	-	0	20.650	-
SWEDEN	14.793	1.083	-92,68	4.948	3.309	-33,12
FINLAND	728	0	-100	1.026	0	-100
IRELAND	6.270	0	-100	5.095	0	-100
ITALY	152.156	338.821	122,68	76.062	88.656	16,56
SPAIN	130.724	4.883	-96,26	113.026	7.110	-93,71
PORTUGAL	1.418	0	-100	1.457	0	-100
GREECE	63	3.181	4949,21	189	2.019	968,25
HUNGARY	3.130	0	-100	5.055	0	-100
POLAND	6.566	4.756	-27,57	5.528	3.971	-28,17
ROMANIA	1.545	0	-100	3.825	0	-100
LITHUANIA	0	7.236	-	0	2.700	-
CROATIA	22.000	0	-100	1.488	0	-100
MALTA	1.592	0	-100	2.960	0	-100
SLOVENIA	4.578	0	-100	1.856	0	-100
RUSSIA FEDERATION	0	101.155	-	0	43.320	-
BARANG-BARANG SENI	1.861.581	1.593.671	-14,39	5.040.737	5.993.242	18,9
JAPAN	91.652	74.409	-18,81	293.829	503.074	71,21
HONG KONG	15.882	6.670	-58	73.884	72.387	-2,03
KOREA, REPUBLIC OF	26.264	12.789	-51,31	33.092	63.597	92,18
TAIWAN	82.586	21.470	-74	140.891	451.811	220,68
CHINA	2.259	5.682	151,53	7.233	18.851	160,62
MACAU	0	6.377	-	0	42.511	-
PAPUA NEW GUINEA	891	0	-100	3.756	0	-100
THAILAND	7.401	3.831	-48,24	18.115	9.104	-49,74

TABEL 5. PERKEMBANGAN EKSPOR INDONESIA MENURUT KOMODITI DAN NEGARA TUJUAN

JENIS BARANG	BERAT BERSIH (KG)		PERUB	NILAI FOB (US \$)		PERUB
	JAN-JUL 2007	JAN-JUL 2008	%	JAN-JUL 2007	JAN-JUL 2008	%
(1)	(2)	(3)	(4)	(5)	(6)	(7)
SINGAPORE	28.243	79.978	183,18	242.213	751.963	210,46
PHILIPPINES	3.162	2.073	-34,44	9.439	13.671	44,84
MALAYSIA	43.583	35.613	-18,29	92.348	109.866	18,97
CAMBODIA	39.499	248	-99,37	78.750	332	-99,58
BRUNEI DARUSSALAM	2.052	626	-69,49	781	6.835	775,16
VIET NAM	123	65	-47,15	91	65	-28,57
MALDIVES	2.219	406	-81,7	22.732	1.213	-94,66
INDIA	1.201	2.992	149,13	4.582	16.826	267,22
SRI LANKA	2.744	786	-71,36	798	692	-13,28
IRAN (ISLAMIC REPUBLIC OF)	6.052	5.662	-6,44	8.925	13.630	52,72
SAUDI ARABIA	5.824	51.193	779	5.416	40.825	653,79
ISRAEL	0	530	-	0	1.393	-
KUWAIT	182	2.913	1500,55	2.467	9.761	295,66
JORDAN	5.405	0	-100	4.551	0	-100
LEBANON	469	420	-10,45	987	488	-50,56
YEMEN	0	156	-	0	257	-
OMAN	347	0	-100	161	0	-100
TURKEY	118.669	129.507	9,13	166.920	190.345	14,03
UNITED ARAB EMIRATES	18.393	8.544	-53,55	68.787	45.519	-33,83
QATAR	0	16	-	0	22	-
BAHRAIN	561	464	-17,29	3.481	1.310	-62,37
CYPRUS	1.870	21.347	1041,55	7.851	7.743	-1,38
EGYPT	419	1.124	168,26	426	10.507	2366,43
LIBYAN ARAB JAMAHIRIYA	642	0	-100	1.215	0	-100
MOROCCO	671	791	17,88	9.934	771	-92,24
TUNISIA	0	20.000	-	0	10.000	-
SUDAN	0	10.125	-	0	24.920	-
NAMIBIA	0	11	-	0	100	-
TANZANIA, UNITED REPUBLIC OF	0	172	-	0	117	-
MADAGASCAR	3.003	239	-92,04	2.314	1.126	-51,34
KENYA	897	107	-88,07	715	53	-92,59
REUNION	6.186	6.368	2,94	6.043	10.796	78,65
MOZAMBIQUE	0	36	-	0	92	-
TOGO	16	0	-100	15	0	-100
GABON	0	275	-	0	1.401	-
COTE D'IVOIRE	112	261	133,04	117	409	249,57
SENEGAL	31.294	22.316	-28,69	28.742	20.000	-30,42
SEYCHELLES	0	245	-	0	477	-
SOUTH AFRICA	15.702	20.553	30,89	27.870	25.093	-9,96
MAURITIUS	1.196	5.366	348,66	3.168	18.448	482,32
VIRGIN ISLANDS (BRITISH)	1	0	-100	25	0	-100
AUSTRALIA	170.168	138.063	-18,87	373.496	284.313	-23,88
NEW ZEALAND	15.243	24.739	62,3	18.306	37.864	106,84
GUAM	595	1.076	80,84	2.491	2.328	-6,54
PALAU	0	87	-	0	147	-
NEW CALEDONIA	8.596	8.216	-4,42	20.221	17.079	-15,54
NORTHERN MARIANA ISLANDS	180	0	-100	1.004	0	-100
VANUATU	398	2.604	554,27	608	2.089	243,59
WALLIS AND FUTUNA ISLANDS	0	580	-	0	2.030	-
COOK ISLANDS	235	0	-100	742	0	-100
FIJI	754	1.165	54,51	981	1.189	21,2
SAMOA	0	737	-	0	1.476	-
SOLOMON ISLANDS	0	3.115	-	0	8.307	-
TONGA	0	554	-	0	590	-
EAST TIMOR	0	525	-	0	700	-
UNITED STATES	148.435	125.386	-15,53	526.987	477.606	-9,37
CANADA	9.129	18.984	107,95	31.908	49.649	55,6
MEXICO	535	2.334	336,26	1.408	1.432	1,7
GUATEMALA	0	1.789	-	0	4.102	-
NICARAGUA	0	297	-	0	403	-
PANAMA	547	2.300	320,48	741	4.251	473,68
SURINAME	11.150	0	-100	12.144	0	-100
CHILE	6.756	1.806	-73,27	7.258	1.698	-76,61
VENEZUELA	39	3	-92,31	47	2	-95,74
ARGENTINA	8	939	11637,5	6	2.369	39383,33
BRAZIL	1.372	2.574	87,61	182.395	184.766	1,3
COLOMBIA	816	3.625	344,24	1.222	5.480	348,45
URUGUAY	958	197	-79,44	1.290	293	-77,29
ECUADOR	1.708	0	-100	1.780	0	-100
TRINIDAD AND TOBAGO	0	629	-	0	1.148	-
BAHAMAS	516	0	-100	879	0	-100
JAMAICA	721	34	-95,28	165	50	-69,7
PUERTO RICO	4.323	2.102	-51,38	8.953	2.210	-75,32
DOMINICAN REPUBLIC	1.757	6.851	289,93	4.729	35.670	654,28
COSTA RICA	1.680	400	-76,19	1.910	485	-74,61
ARUBA	0	33	-	0	950	-
CAYMAN ISLANDS	0	607	-	0	136	-
FRENCH GUIANA	8	1.751	21787,5	42	3.644	8576,19
FRENCH POLYNESIA	14.970	12.162	-18,76	22.078	16.971	-23,13
GRENADA	0	133	-	0	893	-
MARTINIQUE	1.985	168	-91,54	3.024	822	-72,82
NETHERLANDS ANTILLES	1.569	1.065	-32,12	8.720	1.461	-83,25

TABEL 5. PERKEMBANGAN EKSPOR INDONESIA MENURUT KOMODITI DAN NEGARA TUJUAN

JENIS BARANG	BERAT BERSIH (KG)		PERUB	NILAI FOB (US \$)		PERUB
	JAN-JUL 2007	JAN-JUL 2008	%	JAN-JUL 2007	JAN-JUL 2008	%
(1)	(2)	(3)	(4)	(5)	(6)	(7)
GUADELOUPE	997	1.185	18,86	2.423	2.813	16,1
SAINT KITTS AND NEVIS	0	244	-	0	363	-
UNITED KINGDOM	27.296	18.917	-30,7	75.587	63.644	-15,8
NETHERLANDS	61.566	171.000	177,75	150.978	575.121	280,93
FRANCE	197.691	101.386	-48,71	1.080.210	388.244	-64,06
GERMANY, FED. REP. OF	164.596	40.342	-75,49	246.534	138.436	-43,85
AUSTRIA	1.380	3.730	170,29	3.943	6.739	70,91
BELGIUM	54.672	45.388	-16,98	111.114	91.396	-17,75
SWITZERLAND	10.796	2.580	-76,1	32.879	13.234	-59,75
LUXEMBOURG	100	0	-100	466	0	-100
MONACO	0	94	-	0	330	-
DENMARK	9.615	2.878	-70,07	33.010	3.597	-89,1
NORWAY	1.161	711	-38,76	2.499	454.687	18094,76
SWEDEN	3.540	1.585	-55,23	6.997	9.965	42,42
FINLAND	77	524	580,52	179	1.124	527,93
IRELAND	10.878	13.751	26,41	14.001	47.739	240,97
ITALY	160.472	120.736	-24,76	288.630	305.863	5,97
SPAIN	155.153	96.517	-37,79	276.038	158.758	-42,49
PORTUGAL	3.841	12.483	224,99	8.712	21.209	143,45
GREECE	6.722	4.498	-33,09	24.629	17.391	-29,39
ANDORRA	0	15	-	0	7	-
HUNGARY	2.002	3.510	75,32	4.105	6.240	52,01
POLAND	3.237	3.200	-1,14	47.090	5.537	-88,24
ROMANIA	2.099	762	-63,7	1.443	2.690	86,42
BULGARIA	1.775	57	-96,79	1.391	56	-95,97
YUGOSLAVIA	13	6.346	48715,38	16	561	3406,25
ALBANIA	0	286	-	0	430	-
UKRAINE	302	377	24,83	321	537	67,29
LITHUANIA	0	3	-	0	2	-
ESTONIA	0	273	-	0	2.137	-
CROATIA	6.199	4.967	-19,87	13.454	11.075	-17,68
MALTA	273	897	228,57	613	2.878	369,49
SLOVAKIA	559	314	-43,83	1.455	591	-59,38
SLOVENIA	312	249	-20,19	1.078	209	-80,61
CZECH REPUBLIC	430	225	-47,67	869	334	-61,57
RUSSIA FEDERATION	1.004	3.255	224,2	1.874	6.301	236,23
BARANG KIRIMAN, POS DAN YANG D	2.250	0	-100	651	0	-100
MALAYSIA	2.250	0	-100	651	0	-100
LAINNYA	1.938	3.096	59,75	20.633	11.555	-44
JAPAN	8	0	-100	21	0	-100
HONG KONG	121	0	-100	16.531	0	-100
CHINA	0	2.073	-	0	7.250	-
SINGAPORE	0	910	-	0	4.300	-
MALAYSIA	0	113	-	0	5	-
AUSTRALIA	426	0	-100	147	0	-100
WALLIS AND FUTUNA ISLANDS	462	0	-100	1.105	0	-100
SPAIN	921	0	-100	2.829	0	-100
TOTAL EKSPOR	193.958.380.796	215.911.783.988	11,32	63.899.664.539	82.924.239.799	29,77