

Buletin Statistik Perdagangan Luar Negeri
Foreign Trade Statistical Bulletin

EKSPOR /EXPORTS

ISSN : 0216 - 5775

No. Publikasi / *Publication Number* : 06110.0901

Katalog BPS / *BPS Catalogue*: 8202002

Ukuran Buku / *Book Size* : 21 Cm X 29 Cm

Jumlah Halaman / *Total Pages* : 151 Halaman / *Pages*

Naskah / *Manuscript* :

Bagian Statistik Ekspor

Export Statistics Division

Gambar Kulit / *Cover Design* :

Bagian Statistik Ekspor

Export Statistics Division

Diterbitkan oleh / *Published by* :

Badan Pusat Statistik, Jakarta - Indonesia

CBS, Indonesia

Dicetak oleh / *Printed by* :

CV Sari Intan Perdana

Boleh dikutip dengan menyebut sumbernya

May be cited with reference to the source

KATA PENGANTAR

Buletin Statistik Perdagangan Luar Negeri Ekspor yang diterbitkan secara bulanan memuat data ekspor menurut sektor, Perkembangan ekspor komoditi pertanian, Perkembangan ekspor komoditi industri, Perkembangan ekspor komoditi pertambangan dan Perkembangan ekspor Indonesia menurut komoditi dan negara tujuan secara kumulatif dari Januari sampai bulan berjalan.

Buletin ini juga menyajikan ulasan singkat tentang perbandingan, pertumbuhan dan peranan serta data pokok yang cukup menonjol atau yang mengalami perubahan yang signifikan. Diharapkan dengan adanya informasi semacam ini, para pengguna data ekspor dapat melihat dan mengikuti perkembangan ekspor secara garis besar.

Kepada para pengguna data, saran dan kritik yang bersifat konstruktif demi penyempurnaan publikasi ini, sangat diharapkan. Dengan demikian usaha BPS untuk meningkatkan pelayanan dan pemasyarakatan statistik (khususnya data Statistik Ekspor) dapat dilaksanakan secara baik dan berkesinambungan.

Jakarta, Januari 2008

BADAN PUSAT STATISTIK

KEPALA,

DR. Rusman Heriawan

NIP. 340003999

ISI / CONTENT

Halaman / Page

Kata Pengantar / <i>Preface</i>	iii
Isi / <i>Content</i>	iv
Ringkasan / <i>Highlight</i>	v - xiv

Jilid / Volume

Tabel 1. Ringkasan Perkembangan Ekspor Indonesia	1
Tabel 2. Perkembangan Ekspor Komoditi Pertanian	1
Tabel 3. Perkembangan Ekspor Komoditi Industri	2
Tabel 4. Perkembangan Ekspor Komoditi Pertambangan	4
Tabel 5. Perkembangan Ekspor Indonesia Menurut Komoditi dan Negara Tujuan	5

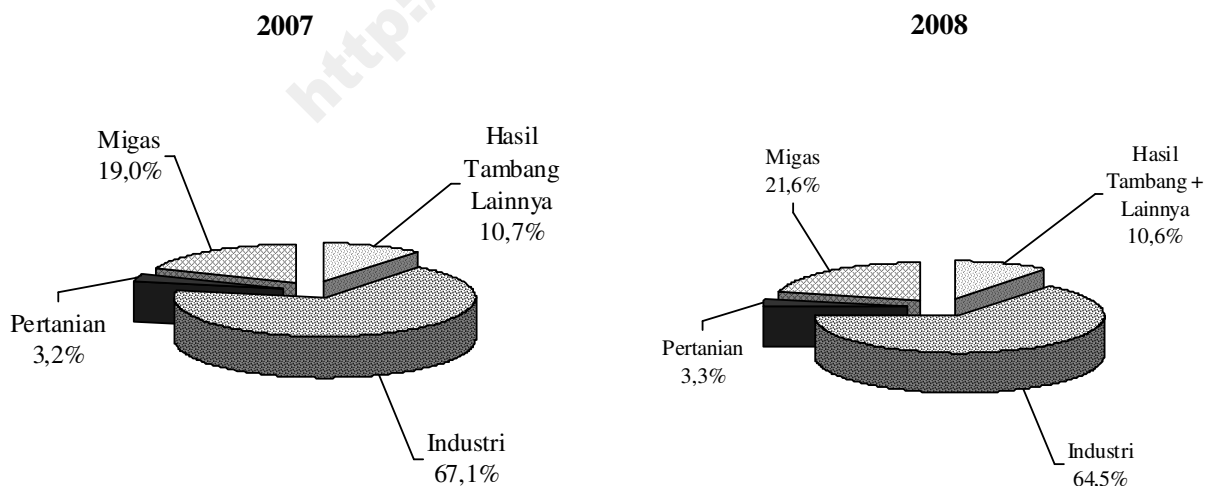
RINGKASAN

Ekspor Indonesia pada periode Januari - Oktober 2008 mencapai nilai US\$ 128 123,9 juta dengan volume 328 426,9 ribu ton, yang terdiri dari US\$ 27 719,3 juta hasil ekspor minyak dan gas bumi dan US\$ 100 404,6 juta hasil ekspor komoditi non migas.

Dibandingkan periode yang sama tahun 2007, nilai ekspor naik US\$ 24 965,0 juta, karena adanya kenaikan ekspor non migas senilai US\$ 16 817,3 juta, dan dari kelompok migas juga mengalami kenaikan sebesar US\$ 8 147,7 juta atau naik 41,63

persen dibanding periode yang sama tahun sebelumnya. Dengan demikian, diperlihatkan bahwa penerimaan dari sektor migas masih bisa diharapkan, karena perkembangan harga di pasaran internasional menunjukkan perkembangan yang fluktuatif. Bulan November 2008 harga minyak mentah Indonesia US\$ 49,32 per barelnya, turun sebesar US\$ 47,78 per barel dibandingkan bulan November 2007.

Grafik 1 : PERBANDINGAN NILAI EKSPOR INDONESIA PADA JANUARI-NOVEMBER 2007 & 2008

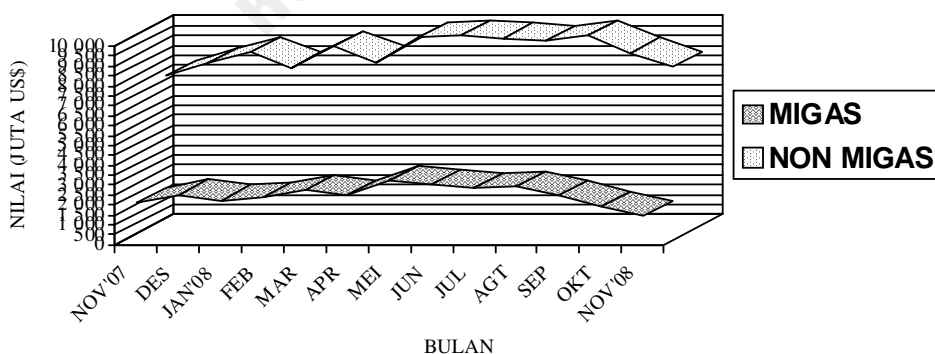


Pada Grafik 1 ditampilkan perbandingan nilai ekspor selama Periode Januari - November 2007 dan 2008. Sedangkan trend perkembangannya dari bulan November 2007 sampai dengan November 2008 disajikan pada Grafik 2, 3, dan 4. Nilai ekspor kelompok migas pada Januari - November 2007 senilai US\$ 19 571,6 juta yang terdiri dari minyak mentah, hasil minyak dan gas masing-masing senilai US\$ 8 145,0 juta, US\$ 2 566,4 juta, dan US\$ 8 860,2 juta. Sedangkan pada Januari - November 2008 nilai untuk kelompok migas

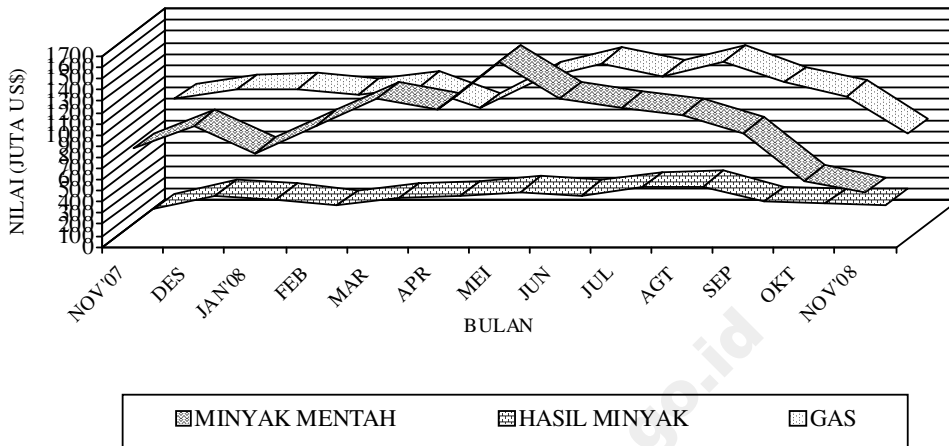
masing-masing sebesar US\$ 11 963,3 juta, US\$ 3 286,9 juta dan US\$ 12 469,1 juta.

Nilai ekspor untuk kelompok non migas yang terdiri dari hasil pertanian, industri serta hasil tambang dan lainnya pada bulan Januari - November 2007 masing-masing US\$ 3 285,3 juta, US\$ 69 255,1 juta, dan US\$ 11 047,0 juta. Sementara itu pada periode Januari - November 2008 masing-masing mencapai US\$ 4 207,9 juta, US\$ 82 619,8 juta, dan US\$ 13 576,9 juta.

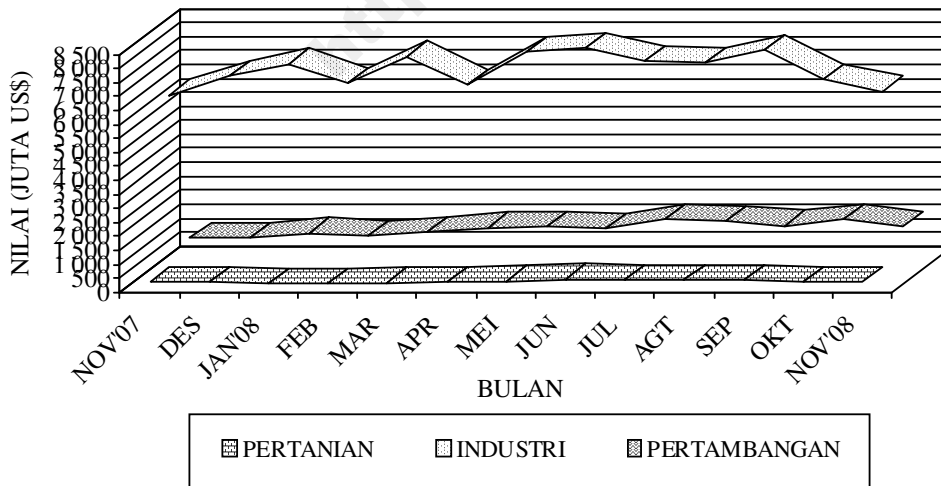
Grafik 2 : PERKEMBANGAN NILAI EKSPOR MIGAS DAN NON MIGAS SELAMA NOVEMBER 2007 SAMPAI DENGAN NOVEMBER 2008



**Grafik 3 : PERKEMBANGAN NILAI EKSPOR KOMODITI MIGAS
SELAMA NOVEMBER 2007 SAMPAI DENGAN NOVEMBER 2008**



**Grafik 4 : PERKEMBANGAN NILAI EKSPOR KOMODITI NON MIGAS
SELAMA NOVEMBER 2007 SAMPAI DENGAN NOVEMBER 2008**



**Tabel A. RINGKASAN EKSPOR NON MIGAS INDONESIA
(JUTA US\$)**

Tahun dan Bulan	Hasil sektor pertanian	Hasil sektor industri	Hasil sektor tambang	Total
[1]	[2]	[3]	[4]	[6]
2006				
Oktober	263,0	5 699,5	1 157,1	7 119,6
November	280,9	5 589,6	1 297,2	7 167,7
Desember	288,4	6 069,5	1 366,1	7 715,0
2007				
Januari	235,8	5 370,6	1 194,9	6 801,3
Pebruari	247,7	5 631,7	846,7	6 726,1
Maret	256,7	6 138,0	1 095,5	7 490,2
April	246,9	6 075,8	1 053,8	7 376,5
Mei	282,9	6 602,4	1 130,5	8 015,8
Juni	309,1	6 526,6	894,6	7 730,4
Juli	368,1	6 655,7	1 189,6	8 213,3
Agustus	336,4	6 516,0	887,9	7 740,3
September	344,9	6 202,8	889,8	7 437,5
Oktober	285,3	7 030,7	1 003,0	8 318,9
November	371,5	6 504,8	860,7	7 737,0
Desember	372,5	7 205,7	846,7	8 425,0
2008				
Januari	318,8	7 609,5	1 019,5	8 947,7
Pebruari	306,5	6 930,2	927,6	8 164,5
Maret	334,0	7 870,6	1 037,1	9 241,7
April	376,5	6 861,3	1 202,8	8 440,5
Mei	404,2	8 041,7	1 238,9	9 684,7
Juni	459,2	8 162,3	1 201,9	9 823,5
Juli	450,2	7 707,8	1 487,2	9 645,3
Agustus	417,3	7 647,9	1 445,3	9 510,5
September	423,0	8 118,6	1 280,1	9 821,7
Oktober	358,4	7 038,7	1 507,3	8 904,4
November	359,8	6 631,2	1 229,2	8 220,1

Dipandang dari negara tujuan ekspor (Tabel B), pada bulan November 2008 kelompok migas yang ditujukan ke kawasan Asia Timur sebesar US\$ 1 090,5 juta memperlihatkan penurunan dibanding tahun 2007. Negara yang memperlihatkan penurunan ekspor kelompok migas adalah Jepang dengan persentase peningkatan sebesar 29,70 persen, China dengan persentase penurunan sebesar 54,63 persen,

Thailand dengan persentase penurunan sebesar 18,48 persen dan Malaysia dengan persentase penurunan sebesar 53,23 persen, sedangkan, Singapura memperlihatkan peningkatan dibanding tahun 2007, dengan persentase peningkatan sebesar 154,54 persen. Dari Tabel B juga terlihat bahwa ekspor komoditi migas pada bulan November 2008 menunjukkan penurunan menjadi US\$ 1 445,5 juta.

Tabel B : Perkembangan Ekspor Migas & Non Migas Indonesia Menurut Negara Tujuan, November 2007 & November 2008 (Juta US\$)

Kawasan Negara Ekspor	Migas			Non Migas		
	November 2007	November 2008	Perubahan (%)	November 2007	November 2008	Perubahan (%)
• Asia Timur	1 793,1	1 090,5	-39,19	2 082,1	2 365,7	13,62
- Jepang	1 033,9	726,9	-29,70	917,3	1 143,9	24,70
- China	379,0	172,0	-54,63	524,5	537,3	2,44
• Asia Selatan & Tenggara	174,6	259,7	48,69	2 333,0	2 415,3	3,52
- Muangthai	20,3	16,6	-18,48	233,5	235,4	0,82
- Singapura	82,3	209,4	154,54	796,7	740,7	-7,03
- Philipina	0,1	0,1	2,03	147,8	169,1	14,41
- Malaysia	71,6	33,5	-53,23	457,4	446,5	-2,37
• Asia Barat	0,0	1,1	-	430,7	469,1	8,92
• Afrika	0,0	0,0	-	293,5	262,6	-10,52
• Australia & Oseania	139,2	78,5	-43,58	195,0	226,6	16,17
• Amerika Utara	0,0	15,7	-	1 041,9	997,1	-4,30
- Amerika Serikat	0,0	15,7	-	998,4	945,8	-5,26
• Amerika Tengah & Selatan	0,0	0,0	-	167,9	190,4	13,39
• Eropa Barat	0,0	0,1	-	1 084,2	1 179,2	8,76
• Eropa Timur	0,1	0,1	0,00	108,7	114,2	5,11
Total Ekspor	2 107,0	1 445,5	-31,39	7 737,0	8 220,2	6,25

Pada kelompok non migas nilai ekspor mengalami peningkatan hingga mencapai US\$ 8 220,2 juta. Kenaikan terbesar terjadi ke negara Jepang sebesar 24,70 persen.

Pada tabel 1 disajikan ekspor menurut sektor. Disini terlihat bahwa perolehan devisa terbesar pada periode Januari - November 2008 berasal dari sektor industri dengan nilai US\$ 82 619,8 juta atau sekitar 64,48 persen dari total ekspor, sedangkan pada periode Januari - November 2007 juga berasal dari sektor industri dengan nilai US\$ 69 255,1 juta atau sekitar 67,13 persen dari total ekspor. Dibandingkan periode yang sama tahun sebelumnya, sektor industri mengalami peningkatan 19,30 persen.

Pada tabel 2 disajikan perkembangan ekspor komoditi hasil pertanian, selama periode Januari - November 2008, komoditi andalan sektor pertanian antara lain kopi dengan nilai US\$ 929,1 juta (22,08 persen); udang segar/beku dengan nilai US\$ 907,9 juta (21,58 persen); biji coklat dengan nilai US\$ 765,0 juta (18,18 persen); ikan dan lain-lain dengan nilai US\$ 632,3 juta (15,03 persen); rempah-rempah dengan nilai US\$ 270,8 juta (6,44 persen); hasil pertanian lainnya dengan nilai US\$ 163,3 juta (3,88 persen); teh dengan nilai US\$ 115,3 juta (2,74 persen); buah-buahan dengan nilai US\$ 114,4 juta (2,72 persen); bahan nabati

lainnya dengan nilai US\$ 102,3 juta (2,43 persen); tembakau dengan nilai US\$ 62,2 juta (1,48 persen).

Pada tabel 3 disajikan perkembangan ekspor komoditi hasil industri, selama periode Januari - November 2008, komoditi andalan sektor industri antara lain minyak nabati dengan nilai US\$ 14 007,0 juta (16,95 persen); barang dari logam tidak mulia dengan nilai US\$ 9 449,7 juta (11,44 persen); tekstil dengan nilai US\$ 9 369,4 juta (11,34 persen); alat listrik, ukur, fotografi, dll dengan nilai US\$ 7 952,8 juta (9,63 persen); karet alam olahan dengan nilai US\$ 7 221,3 juta (8,74 persen); kertas dan barang dari kertas dengan nilai US\$ 3 529,9 juta (4,27 persen); makanan olahan dengan nilai US\$ 2 751,0 juta (3,33 persen); bahan kimia dengan nilai US\$ 2 630,3 juta (3,18 persen); kayu olahan dengan nilai US\$ 2 629,4 juta (3,18 persen); meubel dan bagian-bagiannya dengan nilai US\$ 1 736,2 juta (2,10 persen).

Pada tabel 4 disajikan perkembangan ekspor komoditi hasil pertambangan, selama periode Januari - November 2008, komoditi andalan sektor pertambangan antara lain batu bara dengan nilai US\$ 9 548,0 juta (70,32 persen) dan biji tembaga dengan nilai US\$ 2 992,2 juta (22,04 persen). Ekspor batu bara mengalami peningkatan 58,34

persen dibanding periode yang sama tahun sebelumnya, sedangkan biji tembaga mengalami penurunan 27,11 persen dibanding periode yang sama tahun sebelumnya.

Perkembangan ekspor Indonesia menurut komoditi dan negara tujuan yang disajikan pada Tabel 5, memperlihatkan bahwa ekspor selama ini lebih banyak bertumpu pada 15 komoditi utama, (ringkasan disajikan pada Tabel C yang diurut menurut nilai ekspor). Lima belas komoditi tersebut pada periode Januari - November 2008 menyumbang sekitar 60,80 persen dari ekspor non migas.

Minyak kelapa sawit mempunyai nilai US\$ 11 640,6 juta, naik US\$ 5 119,8 juta dari tahun lalu, komoditi ini menyumbang sekitar 11,59 persen ekspor non migas nasional pada periode Januari - November 2008. Nilai ekspor barang dari batu bara selama periode Januari - November 2008 naik US\$ 3 518,0 juta menjadi US\$ 9 548,0 juta.

Pada periode Januari - November 2008 nilai ekspor pakaian jadi sebesar US\$ 5 522,1 juta, yang naik dibanding tahun lalu sebesar US\$ 302,3 juta atau naik sekitar 5,79 persen. Komoditi crumb rubber ekspor dengan nilai US\$ 5 368,3 juta atau 5,35 persen, alat listrik diekspor dengan nilai

US\$ 4 866,9 juta atau sekitar 4,85 persen dari perolehan devisa non migas.

Selama periode Januari - November 2008, kertas dan barang dari kertas nilai ekspornya mencapai US\$ 3 529,9 juta, sedangkan tahun sebelumnya senilai US\$ 3 070,0 juta, atau terjadi peningkatan sekitar US\$ 459,8 juta (14,98 persen). Biji tembaga nilai ekspornya turun US\$ 1 112,9 juta (27,11 persen) menjadi US\$ 2 992,2 juta.

Perolehan devisa dari besi/baja pada periode Januari - November 2008 diekspor dengan nilai US\$ 2 912,5 juta atau sekitar 2,90 persen dari kelompok non migas. Audio visual pada periode Januari - November 2008 diekspor dengan nilai US\$ 2 618,6 juta, sedangkan tahun sebelumnya US\$ 2 422,8 juta.

Textil lainnya nilai ekspornya turun US\$ 23,5 juta menjadi US\$ 2 511,4 juta. Sedangkan nilai ekspor tembaga dalam periode Januari - November 2008 turun 16,48 persen menjadi US\$ 2 123,7 juta. Damar tiruan bahan plastik nilai ekspornya naik US\$ 247,4 juta menjadi US\$ 1 983,3 juta. Timah nilai ekspornya naik US\$ 970,2 juta menjadi US\$ 1 983,3 juta. Bahan kimia organik nilai ekspornya turun US\$ 699,1 juta menjadi US\$ 1 748,2 juta. Alas kaki (kulit, karet dan kanvas) nilai ekspornya

naik US\$ 209,4 juta menjadi US\$ 1 696,8 juta.

**Tabel C : Ekspor Utama Barang Bukan Migas
Periode Januari - November, 2007 dan 2008**

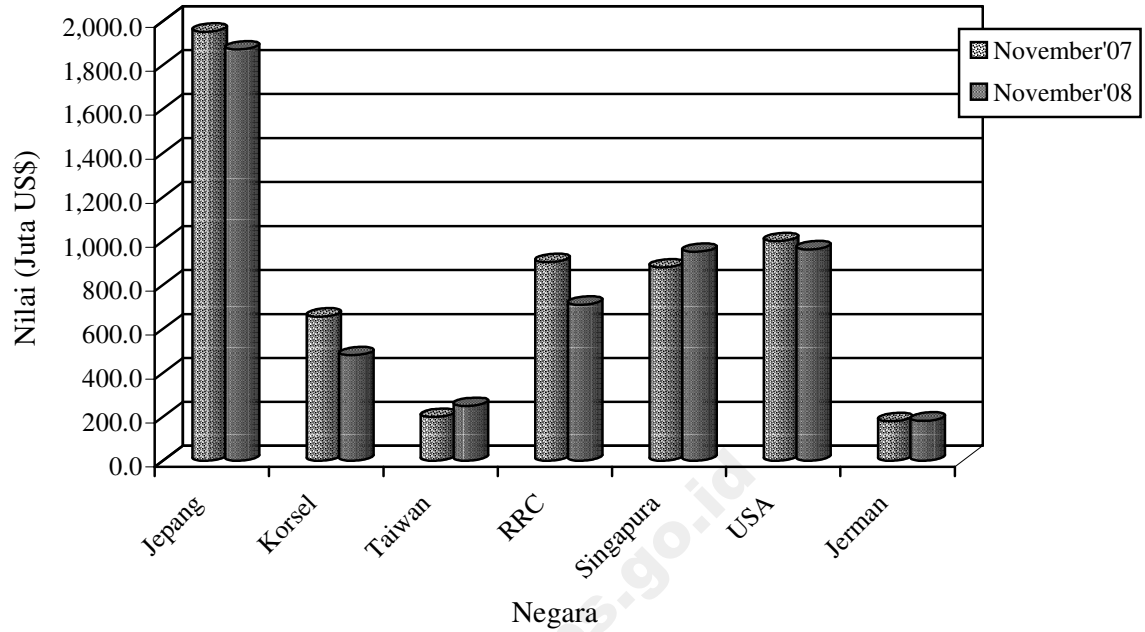
HS	Nilai FOB (Juta US\$)		Perubahan		% Peran 2008 (Terhadap Non Migas)
	2007	2008	Absolut	Persen	
Minyak kelapa sawit	6 520,8	11 640,6	5 119,8	78,51	11,59
Batu Bara	6 029,9	9 548,0	3 518,0	58,34	9,51
Pakaian Jadi	5 219,9	5 522,1	302,3	5,79	5,50
Crumb Rubber	3 799,5	5 368,3	1 568,7	41,29	5,35
Alat Listrik	4 468,4	4 866,9	398,5	8,92	4,85
Kertas dan barang dari Kertas	3 070,0	3 529,9	459,8	14,98	3,52
Biji Tembaga	4 105,1	2 992,2	-1 112,9	-27,11	2,98
Besi/baja	2 012,1	2 912,5	900,4	44,75	2,90
Audio Visual	2 422,8	2 618,6	195,7	8,08	2,61
Textil lainnya	2 534,8	2 511,4	-23,5	-0,93	2,50
Tembaga	2 542,6	2 123,7	-419,0	-16,48	2,12
Damar Tiruan, Bahan Plastik	1 739,5	1 986,8	247,4	14,22	1,98
Timah	1 013,1	1 983,3	970,2	95,76	1,98
Bahan Kimia Organik	2 447,3	1 748,2	-699,1	-28,57	1,74
Alas Kaki (Kulit, Karet dan Kanvas)	1 487,4	1 696,8	209,4	14,08	1,69
Total Komoditi Utama	49 413,3	61 049,1	11 635,8	23,55	60,80

Nilai ekspor periode Januari - November 2008, menurut negara kelompok ekonomi, ke kelompok negara APEC adalah yang terbesar yaitu mencapai 72,87 persen dari total ekspor yaitu US\$ 93 362,9 juta, diantaranya US\$ 25 446,7 juta ke ASEAN dan US\$ 13 103,4 juta ke NAFTA. Sementara nilai ekspor ke Uni Eropa sebesar 11,04 persen (US\$ 14 141,5 juta) dan ke Timur Tengah sebesar 4,19 persen (US\$ 5 369,7 juta). Ditinjau dari perkembangannya, nilai ekspor ke negara-negara APEC naik 22,27 persen dibanding keadaan tahun 2007 yang terdiri dari peningkatan ekspor menuju Jepang sebesar 21,03 persen, menuju ASEAN sebesar 25,50 persen, menuju NAFTA sebesar 15,30 persen dan ke Korea Selatan naik sebesar 25,69 persen

Nilai ekspor periode Januari - November 2008, menuju tujuh negara tujuan utama yaitu Jepang, Korea Selatan, Taiwan, RR China, Singapura, Amerika dan Jerman mencapai sebesar US\$ 74 966,7 juta atau sekitar 58,51 persen dari total ekspor. Dibandingkan periode tahun sebelumnya nilai ini naik US\$ 13 114,6 juta atau sekitar 21,20 persen.

Selain tujuh negara tujuan utama di atas, negara tujuan yang membeli produk nasional di atas US\$ 100 juta pada bulan November 2008 antara lain Hongkong, Malaysia dan Australia masing-masing dengan nilai US\$ 147,2 juta, US\$ 480,0 juta dan US\$ 249,8 juta. Sedangkan dari kawasan Eropa antara lain ke Belanda dan Inggris masing-masing dengan nilai US\$ 355,2 juta dan US\$ 132,6 juta.

Grafik 5: EKSPOR INDONESIA MENURUT NEGARA TUJUAN UTAMA BULAN NOVEMBER 2007 & 2008



Perbandingan nilai ekspor bulan November 2007 dan 2008 ke beberapa negara tertentu disajikan pada Grafik 5.

TABEL 1. RINGKASAN PERKEMBANGAN EKSPOR INDONESIA

JENIS BARANG	BERAT BERSIH (RIBU TON)		PERUB	NILAI FOB (JUTA US \$)		PERUB
	JAN-NOV 2007	JAN-NOV 2008	%	JAN-NOV 2007	JAN-NOV 2008	%
(1)	(2)	(3)	(4)	(5)	(6)	(7)
Total Ekspor	310.302,3	328.426,9	5,84	103.158,9	128.123,9	24,20
MIGAS	41.697,5	40.725,3	-2,33	19.571,6	27.719,3	41,63
MINYAK MENTAH	16.512,4	16.508,0	-0,03	8.145,0	11.963,3	46,88
HASIL MINYAK	5.753,5	5.420,4	-5,79	2.566,4	3.286,9	28,07
GAS ALAM	19.431,6	18.796,9	-3,27	8.860,2	12.469,1	40,73
NON MIGAS	268.604,8	287.701,6	7,11	83.587,3	100.404,6	20,12
HASIL PERTANIAN	2.189,0	2.327,4	6,32	3.285,3	4.207,9	28,08
HASIL INDUSTRI	57.951,4	56.783,7	-2,01	69.255,1	82.619,8	19,30
HASIL TAMBANG	208.461,6	228.587,6	9,65	11.038,8	13.567,5	22,91
LAINNYA	2,8	2,9	1,50	8,2	9,4	15,92

TABEL 2. PERKEMBANGAN EKSPOR KOMODITI HASIL PERTANIAN

JENIS BARANG	BERAT BERSIH (TON)		PERUB	NILAI FOB (RIBU US \$)		PERUB
	JAN-NOV 2007	JAN-NOV 2008	%	JAN-NOV 2007	JAN-NOV 2008	%
(1)	(2)	(3)	(4)	(5)	(6)	(7)
TOTAL PERTANIAN	2.189.013	2.327.394	6,32	3.285.267	4.207.858	28,08
KARET ALAM	8.058	9.132	13,32	11.183	15.920	42,36
KOPI	292.109	438.275	50,04	574.976	929.090	61,59
KAYU BULAT	63	2	-96,30	42	36	-14,17
UDANG SEGAR/BEKU	122.632	129.493	5,59	841.982	907.902	7,83
TEH	49.568	77.056	55,46	65.370	115.343	76,45
REMPAH-REMPAH	101.570	108.967	83,26	228.984	270.779	18,25
-LADA HITAM	17.693	32.424	83,26	48.706	98.769	102,79
-LADA PUTIH	14.507	15.402	6,17	62.691	72.191	15,15
-KAYU MANIS DAN BUNGANYA	31.888	25.153	-21,12	23.472	22.591	-3,75
-BIJI PALA & BUNGANYA DAN KAPULAGA	17.957	16.761	-6,66	52.964	54.064	2,08
-PANILI	249	167	-32,63	2.977	2.249	-24,46
-LAINNYA	19.277	19.059	-1,13	38.176	20.917	-45,21
TEMBAKAU	23.213	26.326	13,41	51.988	62.164	19,57
BIJI COKLAT	345.825	336.904	-2,58	557.409	764.951	37,23
IKAN DAN LAIN-LAIN	345.285	334.077	26,26	515.491	632.288	22,66
-IKAN TONGKOL/TUNA	60.557	76.458	26,26	133.663	157.019	17,47
-UBUR-UBUR	5.309	7.138	34,44	10.813	13.360	23,55
-KEPITING KERANG-KERANGAN	50.578	44.855	-11,31	132.614	164.288	23,88
-BEKICOT	2.958	2.927	-1,04	4.688	8.808	87,89
-IKAN LAINNYA	225.883	202.700	-10,26	233.714	288.813	23,58
BIJI-BIJIAN	79.330	121.518	23,89	33.013	25.829	-21,76
-BIJI BUNGA	50	63	23,89	1.993	2.374	19,10
-BIJI KAPAS	20.008	896	-95,52	5.252	255	-95,14
-BIJI LAINNYA	59.272	120.560	103,40	25.768	23.200	-9,97
BULU BEBEK	249	80	-67,96	255	90	-64,70
DAMAR DAN GETAH DAMAR	47.592	34.808	-26,86	34.426	29.076	-15,54
KOPAL DAN LAIN-LAIN	30.683	23.871	-22,20	22.042	21.373	-3,03
SAYUR-SAYURAN	104.047	100.503	-3,41	36.729	42.658	16,14
BUAH-BUAHAN	186.368	194.050	4,12	101.629	114.412	12,58
KULIT KERANG DAN LAIN-LAIN	6.631	6.561	-1,05	2.365	2.308	-2,40
TANAMAN OBAT	9.912	6.798	-31,42	8.397	7.993	-4,81

TABEL 2. PERKEMBANGAN EKSOR KOMODITI HASIL PERTANIAN

JENIS BARANG	BERAT BERSIH (TON)		PERUB	NILAI FOB (RIBU US \$)		PERUB
	JAN-NOV 2007	JAN-NOV 2008	%	JAN-NOV 2007	JAN-NOV 2008	%
(1)	(2)	(3)	(4)	(5)	(6)	(7)
BAHAN NABATI LAINNYA	89.156	110.647	5,14	53.538	102.332	91,14
-GANGGANG LAUT	85.436	89.827	5,14	50.887	100.092	96,69
-LAINNYA	3.720	20.819	459,69	2.651	2.240	-15,50
HASIL PERTANIAN LAINNYA	346.720	268.326	-88,55	145.447	163.312	12,28
-MUTIARA	13	1	-88,55	9.404	12.866	36,82
-LAINNYA	346.707	268.325	-22,61	136.043	150.445	10,59

TABEL 3. PERKEMBANGAN EKSPOR KOMODITI HASIL INDUSTRI

JENIS BARANG	BERAT BERSIH (TON)		PERUB	NILAI FOB (RIBU US \$)		PERUB
	JAN-NOV 2007	JAN-NOV 2008	%	JAN-NOV 2007	JAN-NOV 2008	%
(1)	(2)	(3)	(4)	(5)	(6)	(7)
TOTAL INDUSTRI	57.951.393	56.783.739	-2,01	69.255.135	82.619.819	19,30
KAYU OLAHAN	3.304.111	2.582.751	-21,83	2.826.123	2.629.427	-6,96
-KAYU LAPIS	1.586.043	1.556.505	-1,86	1.384.997	1.431.570	3,36
-KAYU GERGAIAN	146.284	48.037	-67,16	138.745	51.972	-62,54
-KAYU OLAHAN LAIN	1.571.784	978.210	-37,76	1.302.380	1.145.884	-12,02
BARANG DARI LOGAM TIDAK MULIA	3.081.041	2.994.336	-2,81	8.813.307	9.449.724	7,22
-TIMAH	77.375	111.834	44,53	1.013.139	1.983.301	95,76
-ALUMINIUM	273.272	264.561	-3,19	809.753	824.447	1,81
-NIKEL	112.064	95.506	-14,78	2.233.600	1.367.282	-38,79
-BESI/BAJA	1.962.925	2.055.116	4,70	2.012.095	2.912.451	44,75
-TEMBAGA	310.068	260.928	-15,85	2.542.628	2.123.661	-16,48
-SENG	4.893	3.522	-28,02	10.113	7.487	-25,97
-LOGAM TIDAK MULIA LAIN	340.445	202.868	-40,41	191.979	231.097	20,38
TEKSTIL	1.729.030	1.634.902	-5,44	9.057.860	9.369.425	3,44
-PAKAIAN JADI	366.164	380.550	3,93	5.219.852	5.522.136	5,79
-KAIN TENUN	277.843	243.609	-12,32	1.303.173	1.335.918	2,51
-TEKSTIL LAINNYA	1.085.022	1.010.742	-6,85	2.534.835	2.511.371	-0,93
KARET ALAM OLAHAN	2.608.939	2.568.059	-1,57	5.572.226	7.221.322	29,59
-BARANG DARI KARET	430.807	412.158	-4,33	1.209.573	1.418.146	17,24
-SHEET	254.910	134.290	-47,32	513.977	358.238	-30,30
-CRUMB RUBBER	1.899.100	1.992.772	4,93	3.799.536	5.368.267	41,29
-CREPE	24.123	28.839	19,55	49.140	76.671	56,02
MAKANAN TERNAK	2.458.757	2.905.773	18,18	276.023	407.871	47,77
-BUNGKIL KELAPA	289.083	236.578	-18,16	32.430	33.049	1,91
-DEDAK/BEKATUL	409.741	320.017	-21,90	56.815	57.118	0,53
-LAINNYA	1.759.933	2.349.178	33,48	186.778	317.704	70,10
MINYAK ATSIRI DAN LAINNYA	55.552	61.337	10,41	257.213	343.274	33,46
-MINYAK ATSIRI LAINNYA	4.296	3.909	-9,00	84.419	137.164	62,48
-WANGI-WANGIAN DARI MINYAK ATSIRI	51256	57428	12,04	172.794	206.110	19,28
ROTAN OLAHAN	28.592	28.954	1,26	26.499	28.040	5,82
MINYAK NABATI	12.508.145	14.913.666	19,23	8.162.243	14.006.975	71,61
-MINYAK KELAPA SAWIT	10.223.342	12.789.005	25,10	6.520.848	11.640.627	78,51
-MINYAK BIJI KELAPA SAWIT	1.162.375	1.206.234	3,77	832.450	1.340.925	61,08
-MINYAK NABATI LAIN	1.122.428	918.426	-18,18	808.944	1.025.422	26,76
ASAM BERLEMAK	622.463	809.976	30,12	418.638	686.746	64,04

TABEL 3. PERKEMBANGAN EKSPOR KOMODITI HASIL INDUSTRI

JENIS BARANG	BERAT BERSIH (TON)		PERUB	NILAI FOB (RIBU US \$)		PERUB
	JAN-NOV 2007	JAN-NOV 2008	%	JAN-NOV 2007	JAN-NOV 2008	%
	(1)	(2)	(3)	(4)	(5)	(6)
-STEARIN	119.242	124.642	4,53	95.793	129.039	34,71
-ASAM BERLEMAK LAIN	503.221	685.334	36,19	322.845	557.707	72,75
ALAT LISTRIK UKUR FOGRAFI DLL	622.826	623.161	0,05	7.315.204	7.952.846	8,72
-ALAT LISTRIK	508.728	511.947	0,63	4.468.418	4.866.939	8,92
-DIODE TRANSISTOR	2.823	900	-68,13	123.654	134.742	8,97
-AUDIO VISUAL	100.489	99.130	-1,35	2.422.834	2.618.551	8,08
-FOTOGRAFI DAN OPTIK	4.298	3.064	-28,71	199.111	190.012	-4,57
-ALAT UKUR	710	689	-2,87	14.165	13.345	-5,79
-LONCENG ARLOJI DAN BAGIANNYA	5.778	7.431	28,62	87.022	129.257	48,53
MAKANAN OLAHAN	1.486.921	2.184.125	46,89	2.044.176	2.750.988	34,58
-COKLAT OLAHAN	115.560	126.228	9,23	278.227	386.261	38,83
-GULA TETES	340.529	859.877	152,51	20.571	64.830	215,15
-KERUPUK UDANG	6.407	7.386	15,29	10.200	12.092	18,55
-BUAH/SAYURAN OLAHAN	387.407	476.114	22,90	251.865	378.179	50,15
-MINUMAN OLAHAN	72.321	103.949	43,73	40.655	66.934	64,64
-ROKOK DAN TEMBAKAU OLAHAN	64.875	75.616	16,56	336.361	398.822	18,57
-DAGING TERNAK	4.249	4.167	-1,93	17.309	16.960	-2,02
-DAGING UNGGAS	82	80	-2,00	50	88	74,26
-IKAN OLAHAN	161.865	174.529	7,82	545.932	724.070	32,63
-BERAS GILING	334	648	94,09	205	486	136,80
-KOPI OLAHAN	100	149	48,56	228	518	127,73
-TEH OLAHAN	26.728	11.654	-56,40	50.023	31.269	-37,49
-GULA PASIR	282	1.233	336,50	376	644	71,35
-GULA LAINNYA	7.394	9.390	26,99	4.754	6.409	34,81
-MAKANAN OLAHAN LAINNYA	298.787	333.105	11,49	487.419	663.426	36,11
SEMEN	5.919.980	4.071.823	-31,22	180.143	148.708	-17,45
BARANG ANYAMAN	28.895	18.783	-35,00	61.502	52.190	-15,14
-DARI ROTAN	10.355	5.978	-42,27	25.391	17.230	-32,14
-DARI BAHAN LAINNYA	18.541	12.805	-30,94	36.111	34.960	-3,19
MEUBEL DAN BAGIAN-BAGIANNYA	803.562	743.392	-7,49	1.744.175	1.736.226	-0,46
-DARI ROTAN	118.989	123.492	3,79	288.499	278.411	-3,50
-DARI BAHAN LAINNYA	684.574	619.900	-9,45	1.455.676	1.457.815	0,15
BAHAN KIMIA	5.494.105	6.477.518	17,90	3.263.002	2.630.286	-19,39
-AN ORGANIK	1.420.227	4.176.986	194,11	388.563	714.452	83,87
-ORGANIK	3.132.578	2.100.785	-32,94	2.447.299	1.748.199	-28,57
-LAINNYA	941.300	199.747	-78,78	427.140	167.634	-60,75
PUPUK	627.019	269.585	-57,01	184.081	161.255	-12,40
PRODUK PHARMASI	9.742	11.036	13,29	160.468	189.793	18,27
KULIT DAN BARANG DARI KULIT	11.217	10.595	-5,54	208.325	211.628	1,59
KACA DAN BARANG DARI KACA	724.429	721.347	-0,43	393.649	408.611	3,80
KERTAS DAN BARANG DARI KERTAS	3.766.232	3.751.599	-0,39	3.070.021	3.529.867	14,98
INDUSTRI LAINNYA	12.059.834	9.401.022	-22,05	15.220.257	18.704.617	22,89
-GLISEROL DAN LARUTAN ALKALI	34.856	72.757	108,74	9.191	26.626	189,70
-MARGARIN DAN LEMAK LAINNYA	322.321	471.764	46,36	234.719	502.779	114,20
-SABUN MANDI DAN CUCI	443.562	470.344	6,04	370.243	502.316	35,67
-BAHAN CELUP ORGANIK SINTETIK	32.568	26.672	-18,11	120.387	128.230	6,51
-PREPARAT PEMBASMI KUMAN DLL	111.763	51.131	-54,25	97.423	123.541	26,81
-DAMAR TIRUAN BAHAN PLASTIK	1.122.756	1.111.693	-0,99	1.739.455	1.986.847	14,22
-BAHAN KERTAS	2.211.165	2.369.862	7,18	955.858	1.329.572	39,10
-ALAS KAKI (KULIT KARET DAN KANVAS)	104.375	116.725	11,83	1.487.386	1.696.758	14,08
-PRODUK KERAMIK	451.568	453.767	0,49	263.548	285.080	8,17
-EMAS BATANGAN	30	27	-9,88	639.934	768.476	20,09

TABEL 3. PERKEMBANGAN EKSPOR KOMODITI HASIL INDUSTRI

JENIS BARANG	BERAT BERSIH (TON)		PERUB	NILAI FOB (RIBU US \$)		PERUB
	JAN-NOV 2007	JAN-NOV 2008	%	JAN-NOV 2007	JAN-NOV 2008	%
(1)	(2)	(3)	(4)	(5)	(6)	(7)
-PESAWAT UDARA DAN BAGIANNYA	4.056	3.591	-11,46	188.397	96.443	-48,81
-KAPAL LAUT DAN SEJENISNYA	685.381	399.266	-41,75	594.910	746.756	25,52
-PERLENGKAPAN OLAHRAGA DAN MAINAN	29.873	29.784	-0,30	228.158	262.212	14,93
-PENA DAN PENSIL	10.254	8.810	-14,08	69.773	65.944	-5,49
-BATU SEMI PERMATA	73	24	-66,61	906	260	-71,26
-KOPER TAS DOMPET PLASTIK/TEKSTIL	7.468	5.923	-20,69	44.363	43.696	-1,50
-BARANG DARI LOGAM MULIA	285	302	6,08	140.147	161.868	15,50
-PETI KEMAS	32.318	14.757	-54,34	36.527	18.343	-49,78
-KOMPUTER DAN BAGIANNYA	37.879	35.171	-7,15	915.559	798.380	-12,80
-KENDARAAN BERMOTOR RODA 2 DAN 3	4.688	7.562	61,31	28.542	62.935	120,50
-KENDARAAN BERMOTOR RODA 4 DAN LEE	130.517	176.582	35,29	798.898	1.223.021	53,09
-SUKU CADANG MESIN	110.270	112.660	2,17	907.880	1.040.902	14,65
-SUKU CADANG KENDARAAN	147.301	177.081	20,22	1.031.341	1.239.768	20,21
-UBI KAYU OLAHAN	171.995	100.038	-41,84	25.032	16.970	-32,21
-INDUSTRI LAINNYA	5.852.510	3.184.726	-45,58	4.291.681	5.576.894	29,95

TABEL 4. PERKEMBANGAN EKSPOR KOMODITI HASIL PERTAMBANGAN

JENIS BARANG	BERAT BERSIH (TON)		PERUB	NILAI FOB (RIBU US \$)		PERUB
	JAN-NOV 2007	JAN-NOV 2008	%	JAN-NOV 2007	JAN-NOV 2008	%
(1)	(2)	(3)	(4)	(5)	(6)	(7)
TOTAL PERTAMBANGAN	208.461.559	228.587.570	9,65	11.038.780	13.567.513	22,91
BIJI TEMBAGA	1.673.438	1.372.011	-18,01	4.105.077	2.992.173	-27,11
BIJI NIKEL	7.965.491	10.328.777	29,67	559.406	513.993	-8,12
BAUKSIT	10.596.002	15.863.008	49,71	95.445	203.547	113,26
BIJI TIMAH/TIN	229	564	146,26	28	19	-32,02
BATU BARA	177.499.779	186.231.033	4,92	6.029.922	9.547.954	58,34
GRANIT	2.939.881	5.024.511	70,91	27.013	46.968	73,87
PASIR ALAM	401.116	246	-99,94	4.681	112	-97,60
HASIL TAMBANG LAIN	7.385.623	9.767.421	32,25	217.207	262.746	20,97

TABEL 5. PERKEMBANGAN EKSPOR INDONESIA MENURUT KOMODITI DAN NEGARA TUJUAN

JENIS BARANG	BERAT BERSIH (KG)		PERUB	NILAI FOB (US \$)		PERUB
	JAN-NOV 2007	JAN-NOV 2008		JAN-NOV 2007	JAN-NOV 2008	
	(1)	(2)	(3)	(4)	(5)	(6)
MINYAK MENTAH	16.512.390.010	16.507.990.429	-0,03	8.144.968.577	11.963.293.872	46,88
JAPAN	5.709.365.005	5.577.860.950	-2,30	2.887.127.653	4.052.511.068	40,36
KOREA, REPUBLIC OF	2.601.344.000	2.199.855.000	-15,43	1.167.029.038	1.501.307.218	28,64
TAIWAN	469.111.002	359.558.000	-23,35	206.719.526	226.508.129	9,57
CHINA	2.020.547.000	1.506.070.000	-25,46	985.026.446	1.139.881.552	15,72
THAILAND	645.755.000	383.820.000	-40,56	317.892.949	326.812.853	2,81
SINGAPORE	1.146.334.003	2.517.980.001	119,66	591.011.629	1.695.295.129	186,85
MALAYSIA	688.430.000	495.479.000	-28,03	333.073.040	319.417.156	-4,10
AUSTRALIA	2.491.566.000	2.347.808.478	-5,77	1.302.580.161	1.886.279.949	44,81
NEW ZEALAND	174.938.000	316.988.000	81,20	102.024.166	250.349.472	145,38
UNITED STATES	564.924.000	708.951.000	25,49	252.475.929	489.202.562	93,76
CANADA	12.000	0	-100,00	40	0	-100,00
NETHERLANDS	0	46.914.000	--	0	39.295.687	--
FRANCE	64.000	0	-100,00	8.000	0	-100,00
ITALY	0	46.706.000	--	0	36.433.097	--
HASIL MINYAK	5.753.481.656	5.420.367.956	-5,79	2.566.419.698	3.286.890.744	28,07
JAPAN	2.912.592.226	2.689.273.881	-7,67	1.233.116.502	1.677.599.887	36,05
HONG KONG	2.215	16.340	637,70	2.743	24.438	790,92
KOREA, REPUBLIC OF	477.146.887	376.053.019	-21,19	208.508.143	215.017.484	3,12
TAIWAN	112.082.438	120.226.543	7,27	52.216.794	27.013.285	-48,27
CHINA	359.949.447	376.150.292	4,50	134.424.217	187.436.992	39,44
PAPUA NEW GUINEA	30.535	0	-100,00	44.263	0	-100,00
THAILAND	52.834.800	26.506.527	-49,83	35.323.943	24.019.741	-32,00
SINGAPORE	1.401.642.375	1.348.858.953	-3,77	717.258.074	909.366.365	26,78
PHILIPPINES	1.387.485	2.075.623	49,60	1.294.063	2.260.240	74,66
MALAYSIA	260.840.604	184.791.000	-29,16	111.936.805	116.159.666	3,77
MYANMAR (FORM. BURMA)	679.941	1.298.064	90,91	620.282	1.800.998	190,35
VIET NAM	169.074	86.621	-48,77	201.168	125.039	-37,84
MALDIVES	1.539	3.842	149,64	426	4.981	1.069,25
INDIA	145.533.164	274.686.697	88,75	57.180.154	102.444.384	79,16
PAKISTAN	801.495	3.831.082	377,99	928.208	5.212.445	461,56
BANGLADESH	730.476	110.710	-84,84	586.531	146.920	-74,95
SRI LANKA	0	25.054	--	0	550	--
IRAN (ISLAMIC REPUBLIC OF)	0	179.950	--	0	63.000	--
SAUDI ARABIA	32.308	0	-100,00	42.938	0	-100,00
OMAN	0	860.000	--	0	1.147.200	--
SYRIA ARAB REPUBLIC	16.660	0	-100,00	17.826	0	-100,00
UNITED ARAB EMIRATES	0	1.043.771	--	0	1.205.383	--
QATAR	0	2.500.000	--	0	2.522.500	--
SOUTH AFRICA	3	196.520	6.550.566,67	10	300.760	3.007.500,00
MAURITIUS	0	743	--	0	1.560	--
AUSTRALIA	24.149.495	94.212	-99,61	10.835.125	134.240	-98,76
NEW ZEALAND	196.044	239.309	22,07	240.886	352.203	46,21
FIJI	0	54.010	--	0	123.331	--
EAST TIMOR	1.895.081	3.102.863	63,73	875.972	2.988.358	241,15
UNITED STATES	202.442	26.000	-87,16	93.584	10.000	-89,31
GUATEMALA	0	16.660	--	0	27.220	--
BRAZIL	20	0	-100,00	40	0	-100,00
DOMINICAN REPUBLIC	16.660	0	-100,00	19.909	0	-100,00
UNITED KINGDOM	3.003	502	-83,28	32	3.894	12.068,75
NETHERLANDS	0	5.000.250	--	0	5.875.016	--
GERMANY, FED. REP. OF	1.008	0	-100,00	10	0	-100,00
BELGIUM	0	2.100.575	--	0	2.139.140	--
FINLAND	49.295	419.151	750,29	56.978	618.703	985,86
GREECE	0	28	--	0	23	--
UKRAINE	33.320	16.660	-50,00	39.180	18.243	-53,44
RUSSIA FEDERATION	461.616	522.504	13,19	554.892	726.555	30,94
GAS ALAM	19.431.648.730	18.796.928.694	-3,27	8.860.172.898	12.469.102.326	40,73
JAPAN	12.788.255.087	12.955.293.473	1,31	5.167.510.230	7.509.701.720	45,33
KOREA, REPUBLIC OF	3.570.551.530	3.020.100.040	-15,42	1.977.343.610	2.523.387.506	27,62
CHINA	3.030.586.135	2.759.135.124	-8,96	1.684.140.048	2.367.632.456	40,58
THAILAND	42.254.670	62.284.708	47,40	31.177.815	68.271.491	118,97
SINGAPORE	58	1.249	2.053,45	23	219	852,17
MALAYSIA	1.250	4.100	228,00	1.172	4.471	281,48
EAST TIMOR	0	110.000	--	0	104.463	--
KARET ALAM	8.058.475	9.131.545	13,32	11.182.814	15.920.251	42,36
JAPAN	230.341	516.405	124,19	1.102.314	1.914.377	73,67
HONG KONG	454.379	841.880	85,28	678.240	1.319.207	94,50
KOREA, REPUBLIC OF	48.034	360.576	650,67	29.755	899.889	2.924,33
TAIWAN	0	2	--	0	68	--
CHINA	2.773.095	4.753.948	71,43	3.648.351	7.637.246	109,33
SINGAPORE	780.285	738.654	-5,34	391.814	368.901	-5,85
MALAYSIA	27	25.000	92.492,59	315	33.726	10.606,67
TURKEY	294.780	884.990	200,22	380.635	1.498.833	293,77
UNITED ARAB EMIRATES	0	12.347	--	0	42.261	--
SOUTH AFRICA	0	60.480	--	0	191.084	--
NEW ZEALAND	0	9.750	--	0	13.503	--
UNITED STATES	2.579.092	182.869	-92,91	3.282.539	580.111	-82,33

TABEL 5. PERKEMBANGAN EKSPOR INDONESIA MENURUT KOMODITI DAN NEGARA TUJUAN

JENIS BARANG	BERAT BERSIH (KG)		PERUB	NILAI FOB (US \$)		PERUB
	JAN-NOV 2007	JAN-NOV 2008	%	JAN-NOV 2007	JAN-NOV 2008	%
(1)	(2)	(3)	(4)	(5)	(6)	(7)
BRAZIL	180.964	86.070	-52,44	301.904	158.369	-47,54
MARTINIQUE	92	0	-100,00	157	0	-100,00
UNITED KINGDOM	40.320	0	-100,00	60.682	0	-100,00
NETHERLANDS	202.760	0	-100,00	527.368	0	-100,00
FRANCE	23	0	-100,00	44	0	-100,00
GERMANY, FED. REP. OF	182.153	553.130	203,66	274.826	1.064.298	287,26
DENMARK	0	63	--	0	10.800	--
FINLAND	600	0	-100,00	594	0	-100,00
ITALY	291.530	105.380	-63,85	503.276	187.576	-62,73
GREECE	0	1	--	0	2	--
KOPI	292.109.387	438.274.736	50,04	574.976.364	929.090.480	61,59
JAPAN	47.152.009	48.467.344	2,79	93.322.870	113.711.953	21,85
HONG KONG	922.565	1.047.350	13,53	1.809.743	2.355.718	30,17
KOREA, REPUBLIC OF	682.884	446.538	-34,61	1.183.119	1.119.948	-5,34
TAIWAN	4.561.692	2.187.312	-52,05	10.455.228	6.182.715	-40,86
CHINA	1.371.603	1.625.556	18,52	2.206.735	3.524.260	59,70
MACAU	36.000	0	-100,00	87.055	0	-100,00
PAPUA NEW GUINEA	0	1.124	--	0	1.541	--
THAILAND	39.600	6.000	-84,85	18.796	22.500	19,71
SINGAPORE	12.108.492	6.942.982	-42,66	27.063.864	16.856.218	-37,72
PHILIPPINES	8.901.300	9.870.518	10,89	14.235.931	17.979.787	26,30
MALAYSIA	11.615.154	16.134.390	38,91	16.899.319	29.494.825	74,53
INDIA	7.762.080	11.875.019	52,99	11.322.575	21.204.679	87,28
PAKISTAN	0	5.099	--	0	18.707	--
IRAN (ISLAMIC REPUBLIC OF)	1.704.000	1.316.400	-22,75	2.985.934	2.794.757	-6,40
SAUDI ARABIA	50.850	21.000	-58,70	127.125	56.700	-55,40
ISRAEL	0	168.960	--	0	419.346	--
JORDAN	0	192.000	--	0	434.043	--
LEBANON	6.886	0	-100,00	15.600	0	-100,00
SYRIA ARAB REPUBLIC	0	96.000	--	0	218.549	--
UNITED ARAB EMIRATES	684.601	819.900	19,76	1.293.817	1.810.007	39,90
EGYPT	4.920.659	9.328.999	89,59	8.441.666	18.523.791	119,43
MOROCCO	5.640.000	6.375.600	13,04	9.330.808	12.230.037	31,07
TUNISIA	0	500.000	--	0	815.625	--
ALGERIA	6.734.398	22.233.000	230,14	10.828.490	45.330.551	318,62
BURKINA FASO	0	17.999	--	0	54.600	--
SOUTH AFRICA	5.104.200	10.119.496	98,26	13.226.570	20.771.321	57,04
AUSTRALIA	5.753.771	10.392.683	80,62	10.769.048	22.292.065	107,00
NEW ZEALAND	299.684	360.632	20,34	896.328	1.310.916	46,25
AMERICAN SAMOA	13.451	0	-100,00	4.917	0	-100,00
FIJI	157	0	-100,00	664	0	-100,00
SOLOMON ISLANDS	0	686	--	0	1.614	--
TUVALU	0	7.604	--	0	12.413	--
UNITED STATES	58.207.837	61.360.203	5,42	146.404.074	161.714.335	10,46
CANADA	2.118.419	2.444.113	15,37	6.359.683	8.698.265	36,77
MEXICO	747.000	3.887.700	420,44	2.050.774	8.357.449	307,53
CHILE	0	25	--	0	261	--
ARGENTINA	57.600	0	-100,00	68.544	0	-100,00
ECUADOR	2.746.800	4.132.800	50,46	4.116.551	7.570.439	83,90
UNITED KINGDOM	8.234.554	14.174.848	72,14	15.124.986	27.128.738	79,36
NETHERLANDS	1.085.980	1.852.740	70,61	2.542.974	4.771.361	87,63
FRANCE	2.475.083	6.228.000	151,63	4.300.835	11.687.323	171,75
GERMANY, FED. REP. OF	40.225.090	86.501.604	115,04	71.175.615	168.699.067	137,02
AUSTRIA	80	828.252	1.035.215,00	294	1.388.372	472.135,37
BELGIUM	4.262.637	33.497.273	685,83	7.852.802	63.685.124	710,99
SWITZERLAND	1.985.700	1.238.700	-37,62	3.300.452	2.634.030	-20,19
DENMARK	630.320	399.760	-36,58	1.282.886	941.206	-26,63
NORWAY	124.500	177.000	42,17	315.639	583.965	85,01
SWEDEN	1.178.307	1.104.780	-6,24	2.557.917	2.952.239	15,42
FINLAND	0	230.400	--	0	540.288	--
IRELAND	522.000	236.400	-54,71	1.480.875	822.180	-44,48
ITALY	17.544.638	25.980.997	48,09	31.186.280	52.925.942	69,71
SPAIN	1.282.800	2.357.470	83,78	2.076.757	4.649.416	123,88
PORTUGAL	1.457.520	1.463.900	0,44	2.476.539	2.984.763	20,52
ICELAND	0	18.000	--	0	64.600	--
GREECE	1.605.300	1.965.300	22,43	2.721.061	3.817.174	40,28
POLAND	3.333.048	1.167.000	-64,99	4.886.649	2.149.518	-56,01
ROMANIA	4.595.400	4.284.180	-6,77	6.857.976	7.998.801	16,64
BULGARIA	3.578.699	4.650.600	29,95	5.754.079	9.182.633	59,58
ARMENIA	285.000	137.700	-51,68	496.575	362.528	-26,99
UKRAINE	37.999	38.400	1,06	91.556	75.774	-17,24
LATVIA	202.200	258.000	27,60	315.582	429.893	36,22
ESTONIA	278.400	1.548.900	456,36	475.229	2.813.965	492,13
GEORGIA	5.959.440	8.503.700	42,69	9.428.009	16.872.828	78,96
CZECH REPUBLIC	399.000	777.000	94,74	603.603	1.305.174	116,23
RUSSIA FEDERATION	882.000	6.268.800	610,75	2.145.366	11.733.643	446,93
KAYU BULAT	62.949	2.326	-96,30	42.413	36.401	-14,17
JAPAN	20.213	555	-97,25	11.431	13.608	19,04
HONG KONG	0	2	--	0	20	--

TABEL 5. PERKEMBANGAN EKSPOR INDONESIA MENURUT KOMODITI DAN NEGARA TUJUAN

JENIS BARANG	BERAT BERSIH (KG)		PERUB %	NILAI FOB (US \$)		PERUB %
	JAN-NOV 2007	JAN-NOV 2008		JAN-NOV 2007	JAN-NOV 2008	
(1)	(2)	(3)	(4)	(5)	(6)	(7)
KOREA, REPUBLIC OF	486	0	-100,00	1.444	0	-100,00
TAIWAN	16.200	0	-100,00	895	0	-100,00
CHINA	3.072	0	-100,00	714	0	-100,00
THAILAND	11	10	-9,09	83	52	-37,35
SINGAPORE	1.266	135	-89,34	10.846	1.945	-82,07
PHILIPPINES	10	0	-100,00	80	0	-100,00
VIET NAM	18	10	-44,44	268	75	-72,01
INDIA	9	0	-100,00	10	0	-100,00
UNITED ARAB EMIRATES	20.583	0	-100,00	10.754	0	-100,00
AUSTRALIA	0	1.525	--	0	8.381	--
UNITED STATES	5	0	-100,00	89	0	-100,00
ARGENTINA	0	89	--	0	12.320	--
UNITED KINGDOM	148	0	-100,00	5.426	0	-100,00
AUSTRIA	63	0	-100,00	36	0	-100,00
ITALY	865	0	-100,00	337	0	-100,00
UDANG SEGAR/BEKU	122.632.394	129.492.801	5,59	841.982.240	907.902.483	7,83
JAPAN	36.688.371	34.746.109	-5,29	306.187.345	298.228.579	-2,60
HONG KONG	5.172.972	3.410.810	-34,06	25.534.046	17.578.841	-31,16
KOREA, REPUBLIC OF	544.883	619.540	13,70	3.595.270	4.357.191	21,19
TAIWAN	1.589.222	2.041.687	28,47	3.485.274	5.888.896	68,97
CHINA	1.418.349	5.095.709	259,27	6.659.506	18.460.279	177,20
MACAU	539	12.045	2.134,69	2.875	12.253	326,19
THAILAND	157.393	170.248	8,17	1.198.796	1.304.185	8,79
SINGAPORE	2.305.167	1.795.026	-22,13	5.290.607	5.187.826	-1,94
PHILIPPINES	59.095	8.570	-85,50	273.607	72.942	-73,34
MALAYSIA	5.180.652	4.044.220	-21,94	7.662.097	4.696.348	-38,71
CAMBODIA	0	150	--	0	10	--
BRUNEI DARUSSALAM	0	5.486	--	0	68.225	--
VIET NAM	450.827	639.831	41,92	4.390.571	6.119.379	39,38
MALDIVES	4	480	11.900,00	18	2.880	15.900,00
INDIA	10.798	0	-100,00	69.985	0	-100,00
PAKISTAN	50	25	-50,00	500	32	-93,60
SRI LANKA	13.168	0	-100,00	9.869	0	-100,00
IRAN (ISLAMIC REPUBLIC OF)	0	871	--	0	405	--
SAUDI ARABIA	51	0	-100,00	115	0	-100,00
ISRAEL	0	371	--	0	691	--
KUWAIT	11.410	944	-91,73	36.277	1.029	-97,16
JORDAN	0	518	--	0	1.118	--
LEBANON	0	48.581	--	0	152.502	--
SYRIA ARAB REPUBLIC	0	101	--	0	977	--
TURKEY	104.131	45.582	-56,23	194.270	89.318	-54,02
UNITED ARAB EMIRATES	46.801	247.595	429,04	333.761	977.092	192,75
CYPRUS	56.493	80.382	42,29	384.177	438.507	14,14
EGYPT	597.463	588.797	-1,45	3.430.458	3.821.110	11,39
REUNION	294.036	237.239	-19,32	2.407.329	2.092.839	-13,06
SOUTH AFRICA	12.623	2.952	-76,61	53.333	5.952	-88,84
MAURITIUS	110.032	84.720	-23,00	732.651	573.722	-21,69
AUSTRALIA	627.521	465.515	-25,82	4.380.575	3.033.487	-30,75
NEW ZEALAND	119.674	49.104	-58,97	541.691	229.224	-57,68
GUAM	0	660	--	0	21.545	--
AMERICAN SAMOA	0	5	--	0	5	--
FIJI	0	38	--	0	42	--
EAST TIMOR	392	0	-100,00	1.110	0	-100,00
UNITED STATES	43.215.489	53.691.656	24,24	319.720.481	398.229.649	24,56
CANADA	381.223	357.607	-6,19	2.271.971	1.875.324	-17,46
VENEZUELA	0	75	--	0	60	--
BRAZIL	0	1.035	--	0	1.522	--
PERU	16.634	269	-98,38	88.716	644	-99,27
TRINIDAD AND TOBAGO	0	16.798	--	0	112.030	--
PUERTO RICO	928.450	1.023.255	10,21	5.193.181	6.733.327	29,66
DOMINICAN REPUBLIC	10.635	16.329	53,54	44.604	109.920	146,44
NETHERLANDS ANTILLES	17.990	12.880	-28,40	137.851	84.852	-38,45
UNITED KINGDOM	6.707.789	6.148.459	-8,34	42.179.795	41.672.274	-1,20
NETHERLANDS	963.792	1.237.143	28,36	5.747.903	6.957.528	21,04
FRANCE	651.460	698.987	7,30	3.769.815	4.252.483	12,80
GERMANY, FED. REP. OF	1.265.160	1.361.545	7,62	8.617.926	9.556.365	10,89
AUSTRIA	0	2.627	--	0	7.108	--
BELGIUM	10.210.515	7.434.668	-27,19	62.517.447	50.818.759	-18,71
SWITZERLAND	130.805	105.619	-19,25	965.944	764.857	-20,82
DENMARK	226.232	290.086	28,23	1.626.714	1.851.154	13,80
NORWAY	0	3.372	--	0	6.710	--
SWEDEN	183.715	96.661	-47,39	1.632.310	845.210	-48,22
FINLAND	0	17.400	--	0	243.825	--
IRELAND	0	15.511	--	0	245.071	--
ITALY	1.298.016	2.000.831	54,15	5.050.702	6.803.703	34,71
SPAIN	165.092	204.584	23,92	1.143.021	1.343.919	17,58
PORTUGAL	149.000	29.142	-80,44	515.302	84.170	-83,67
GREECE	25.200	20.672	-17,97	209.973	88.483	-57,86
HUNGARY	0	2.505	--	0	3.933	--
POLAND	0	1.795	--	0	2.638	--

TABEL 5. PERKEMBANGAN EKSPOR INDONESIA MENURUT KOMODITI DAN NEGARA TUJUAN

JENIS BARANG	BERAT BERSIH (KG)		PERUB %	NILAI FOB (US \$)		PERUB %
	JAN-NOV 2007	JAN-NOV 2008		JAN-NOV 2007	JAN-NOV 2008	
(1)	(2)	(3)	(4)	(5)	(6)	(7)
UKRAINE	8.901	29.049	226,36	90.891	179.339	97,31
LITHUANIA	42.030	938	-97,77	345.121	2.324	-99,33
LATVIA	94.527	0	-100,00	542.707	0	-100,00
ESTONIA	0	17.730	--	0	81.789	--
GEORGIA	90.936	0	-100,00	543.337	0	-100,00
CROATIA	0	427	--	0	693	--
MALTA	6.140	0	-100,00	31.759	0	-100,00
CZECH REPUBLIC	0	366	--	0	2.104	--
RUSSIA FEDERATION	270.546	208.869	-22,80	2.138.656	1.523.285	-28,77
TEH	49.568.172	77.056.373	55,46	65.369.860	115.342.621	76,45
JAPAN	332.294	1.059.639	218,89	515.885	1.794.735	247,89
HONG KONG	4.605	91.127	1.878,87	11.040	43.077	290,19
KOREA, REPUBLIC OF	11.716	12.288	4,88	21.297	21.051	-1,16
TAIWAN	167.824	662.401	294,70	285.038	789.049	176,82
CHINA	200.730	304.746	51,82	188.567	373.138	97,88
THAILAND	100	0	-100,00	699	0	-100,00
SINGAPORE	514.752	495.620	-3,72	655.937	752.648	14,74
PHILIPPINES	74	0	-100,00	560	0	-100,00
MALAYSIA	5.597.351	6.726.535	20,17	6.522.074	9.488.319	45,48
BRUNEI DARUSSALAM	0	3.893	--	0	4.645	--
VIET NAM	1	12.000	1.199.900,00	3	23.880	795.900,00
MALDIVES	0	154	--	0	409	--
INDIA	1.380.524	3.251.326	135,51	1.512.615	4.128.939	172,97
PAKISTAN	7.477.836	10.908.568	45,88	12.304.856	19.191.519	55,97
SRI LANKA	386.291	325.540	-15,73	511.236	592.560	15,91
AFGHANISTAN	439.213	399.454	-9,05	578.340	546.496	-5,51
IRAN (ISLAMIC REPUBLIC OF)	129.870	55.060	-57,60	172.339	95.025	-44,86
SAUDI ARABIA	199.999	323.214	61,61	206.175	486.764	136,09
ISRAEL	0	299.120	--	0	427.370	--
KUWAIT	11	0	-100,00	10	0	-100,00
JORDAN	18.480	19.400	4,98	26.265	29.356	11,77
SYRIA ARAB REPUBLIC	0	43.200	--	0	92.240	--
TURKEY	74.800	432.920	478,77	95.319	722.742	658,23
UNITED ARAB EMIRATES	1.852.190	4.467.325	141,19	2.097.856	6.285.449	199,61
EGYPT	775.320	1.288.600	66,20	997.538	2.147.688	115,30
SOMALIA	0	60.700	--	0	37.330	--
KENYA	60.250	256.000	324,90	36.749	176.040	379,03
NIGERIA	54.667	24.200	-55,73	97.878	44.610	-54,42
UGANDA	45	0	-100,00	422	0	-100,00
DJIBOUTI	123.900	300.779	142,76	73.494	209.467	185,01
SOUTH AFRICA	360.000	346.680	-3,70	655.576	808.013	23,25
AUSTRALIA	192.888	567.441	194,18	322.489	905.035	180,64
NEW ZEALAND	608.621	563.867	-7,35	648.546	631.762	-2,59
GUAM	150	0	-100,00	6.000	0	-100,00
VANUATU	162	113	-30,25	300	171	-43,00
FIJI	33.000	108.060	227,45	41.000	159.154	288,18
SAMOA	0	6.239	--	0	9.925	--
EAST TIMOR	39.410	0	-100,00	49.536	0	-100,00
UNITED STATES	4.103.873	5.680.339	38,41	5.840.898	8.599.307	47,23
CANADA	428.608	661.984	54,45	546.733	922.794	68,78
GUATEMALA	32.120	0	-100,00	36.847	0	-100,00
SURINAME	180	673	273,89	88	3.300	3.650,00
CHILE	137.282	456.950	232,85	178.962	784.303	338,25
BRAZIL	11.000	0	-100,00	12.540	0	-100,00
UNITED KINGDOM	6.722.745	7.730.743	14,99	8.515.684	11.462.381	34,60
NETHERLANDS	2.035.112	3.578.100	75,82	2.531.031	5.427.114	114,42
FRANCE	0	21.324	--	0	56.475	--
GERMANY, FED. REP. OF	4.749.993	7.134.971	50,21	5.483.586	8.949.314	63,20
AUSTRIA	459	0	-100,00	265	0	-100,00
BELGIUM	24.200	0	-100,00	19.360	0	-100,00
SWITZERLAND	11.340	327	-97,12	21.574	755	-96,50
DENMARK	0	47.000	--	0	86.556	--
SWEDEN	10.700	10.400	-2,80	12.798	10.483	-18,09
FINLAND	71.000	0	-100,00	89.740	0	-100,00
IRELAND	37.200	0	-100,00	50.620	0	-100,00
ITALY	25.017	29.610	18,36	40.040	59.309	48,12
SPAIN	7.003	14.054	100,69	12.706	22.290	75,43
POLAND	1.589.550	3.081.316	93,85	1.956.974	5.536.801	182,93
KAZAKHSTAN	48.000	118.500	146,88	59.596	171.059	187,03
KYRGYZSTAN	24.700	118.694	380,54	34.333	211.658	516,49
UKRAINE	983.204	835.265	-15,05	1.254.298	1.196.424	-4,61
UZBEKISTAN	0	153.600	--	0	280.152	--
LATVIA	91.696	108.648	18,49	136.042	184.095	35,32
CZECH REPUBLIC	0	1.921	--	0	17.981	--
RUSSIA FEDERATION	7.386.116	13.855.745	87,59	9.899.506	20.341.464	105,48
-LADA HITAM	17.692.793	32.424.214	83,26	48.705.521	98.768.657	102,79
JAPAN	297.727	481.709	61,80	1.062.869	2.043.445	92,26
HONG KONG	46.747	78.478	67,88	135.091	266.344	97,16
KOREA, REPUBLIC OF	250.952	252.000	0,42	811.815	883.677	8,85

TABEL 5. PERKEMBANGAN EKSPOR INDONESIA MENURUT KOMODITI DAN NEGARA TUJUAN

JENIS BARANG	BERAT BERSIH (KG)		PERUB %	NILAI FOB (US \$)		PERUB %
	JAN-NOV 2007	JAN-NOV 2008		JAN-NOV 2007	JAN-NOV 2008	
(1)	(2)	(3)	(4)	(5)	(6)	(7)
TAIWAN	238.950	123.000	-48,52	493.150	195.150	-60,43
CHINA	35.000	30.000	-14,29	90.502	108.995	20,43
SINGAPORE	620.690	1.444.948	132,80	1.068.740	4.135.994	287,00
PHILIPPINES	29.492	200.675	580,44	41.955	58.638	39,76
MALAYSIA	128.417	26.775	-79,15	317.289	87.503	-72,42
NEPAL	0	140.400	--	0	481.409	--
VIET NAM	1.193.299	2.674.457	124,12	3.428.378	9.143.677	166,71
INDIA	1.070.733	3.908.500	265,03	2.524.612	12.870.323	409,79
PAKISTAN	80.467	60.000	-25,44	210.281	201.150	-4,34
KUWAIT	1.626	0	-100,00	3.500	0	-100,00
EGYPT	8.095	0	-100,00	4.000	0	-100,00
BENIN	30.000	19.050	-36,50	16.500	55.245	234,82
NIGER	40.000	0	-100,00	97.800	0	-100,00
SOUTH AFRICA	70.700	28.657	-59,47	147.361	13.378	-90,92
AUSTRALIA	116.465	254.791	118,77	318.107	987.412	210,40
UNITED STATES	12.088.604	20.060.755	65,95	33.798.608	58.240.680	72,32
CANADA	213.942	130.652	-38,93	710.632	431.640	-39,26
DOMINICAN REPUBLIC	0	4.685	--	0	15.750	--
HAITI	4.498	0	-100,00	16.445	0	-100,00
NETHERLANDS	284.704	832.000	192,23	869.164	2.960.151	240,57
FRANCE	138.950	728.277	424,13	426.783	2.506.310	487,26
GERMANY, FED. REP. OF	221.000	277.375	25,51	622.749	1.035.366	66,26
BELGIUM	0	18.054	--	0	68.550	--
ITALY	15.000	61.000	306,67	24.200	226.804	837,21
PORTUGAL	15.000	3.875	-74,17	42.950	7.888	-81,63
BULGARIA	0	34.949	--	0	82.163	--
UKRAINE	110.000	13.000	-88,18	305.250	48.750	-84,03
RUSSIA FEDERATION	341.735	536.152	56,89	1.116.790	1.612.265	44,37
-LADA PUTIH	14.507.298	15.401.681	6,17	62.690.541	72.190.774	15,15
JAPAN	900.316	1.142.504	26,90	3.884.593	5.623.205	44,76
HONG KONG	77.692	48.998	-36,93	332.175	253.150	-23,79
KOREA, REPUBLIC OF	57.392	48.561	-15,39	231.610	214.825	-7,25
TAIWAN	345.000	212.000	-38,55	1.424.442	928.120	-34,84
CHINA	29.924	34.000	13,62	100.985	177.750	76,02
SINGAPORE	3.979.551	2.887.040	-27,45	17.400.870	13.635.422	-21,64
PHILIPPINES	16.408	16.956	3,34	24.381	43.594	78,80
MALAYSIA	375.667	371.392	-1,14	1.525.702	1.866.796	22,36
NEPAL	8.000	0	-100,00	41.405	0	-100,00
VIET NAM	481.724	1.078.500	123,88	2.004.224	5.221.189	160,51
INDIA	384.754	712.855	85,28	1.709.496	3.358.889	96,48
PAKISTAN	2.409	3.688	53,09	8.460	9.029	6,73
SAUDI ARABIA	17.000	0	-100,00	84.150	0	-100,00
KUWAIT	929	0	-100,00	2.000	0	-100,00
MOROCCO	4.845	0	-100,00	9.765	0	-100,00
NIGERIA	100	633	533,00	700	4.900	600,00
SOUTH AFRICA	49.000	466.000	851,02	170.550	1.190.548	598,06
AUSTRALIA	124.000	202.000	62,90	612.465	1.048.544	71,20
EAST TIMOR	4	0	-100,00	8	0	-100,00
UNITED STATES	2.828.999	3.606.000	27,47	12.526.430	17.926.636	43,11
CANADA	33.042	109.733	232,10	154.505	551.314	256,83
DOMINICAN REPUBLIC	16.999	23.355	37,39	53.300	86.770	62,80
UNITED KINGDOM	30.000	146.000	386,67	138.575	476.151	243,61
NETHERLANDS	2.289.539	1.747.000	-23,70	9.788.946	8.508.889	-13,08
FRANCE	17.000	151.000	788,24	78.200	822.140	951,33
GERMANY, FED. REP. OF	2.042.000	1.936.502	-5,17	8.848.419	8.192.312	-7,41
BELGIUM	255.000	272.000	6,67	947.180	1.257.236	32,73
DENMARK	15.000	15.000	0,00	75.000	75.000	0,00
ITALY	0	81.000	--	0	306.622	--
SPAIN	47.000	49.000	4,26	228.980	256.330	11,94
PORTUGAL	37.004	24.964	-32,54	88.000	91.788	4,30
POLAND	41.000	0	-100,00	195.025	0	-100,00
BULGARIA	0	15.000	--	0	63.625	--
-KAYU MANIS DAN BUNGANYA	31.887.658	25.153.486	-21,12	23.471.519	22.590.737	-3,75
JAPAN	13.325	5.599	-57,98	17.574	11.667	-33,61
KOREA, REPUBLIC OF	69.418	195.233	181,24	66.154	154.392	133,38
TAIWAN	11.602	30.993	167,13	9.318	18.043	93,64
CHINA	79.350	0	-100,00	60.020	0	-100,00
THAILAND	1.587.047	1.396.852	-11,98	1.133.815	1.341.831	18,35
SINGAPORE	805.967	574.365	-28,74	523.229	462.884	-11,53
PHILIPPINES	692	960	38,73	1.400	2.394	71,00
MALAYSIA	949.633	1.193.934	25,73	645.260	1.042.109	61,50
VIET NAM	36.887	314.689	753,12	22.698	172.363	659,38
MALDIVES	221	1.099	397,29	325	2.102	546,77
INDIA	9.526.270	629.828	-93,39	6.292.243	528.296	-91,60
PAKISTAN	24.100	0	-100,00	15.608	0	-100,00
IRAN (ISLAMIC REPUBLIC OF)	64.000	0	-100,00	49.600	0	-100,00
SAUDI ARABIA	29.750	10.000	-66,39	26.650	9.690	-63,64
ISRAEL	0	171.680	--	0	120.309	--
JORDAN	96.000	20.445	-78,70	32.220	20.662	-35,87

TABEL 5. PERKEMBANGAN EKSPOR INDONESIA MENURUT KOMODITI DAN NEGARA TUJUAN

JENIS BARANG	BERAT BERSIH (KG)		PERUB %	NILAI FOB (US \$)		PERUB %
	JAN-NOV 2007	JAN-NOV 2008		JAN-NOV 2007	JAN-NOV 2008	
(1)	(2)	(3)	(4)	(5)	(6)	(7)
LEBANON	17.000	0	-100,00	8.980	0	-100,00
YEMEN	4.970	7.278	46,44	3.728	5.501	47,56
OMAN	0	12.450	--	0	6.583	--
SYRIA ARAB REPUBLIC	131.985	178.999	35,62	61.845	125.289	102,59
TURKEY	166.000	129.331	-22,09	84.661	61.353	-27,53
UNITED ARAB EMIRATES	1.115.946	555.503	-50,22	544.960	319.470	-41,38
EGYPT	250.726	121.088	-51,71	143.783	115.473	-19,69
LIBYAN ARAB JAMAHIRIYA	42.000	40.000	-4,76	17.550	40.514	130,85
MOROCCO	111.000	567.500	411,26	45.835	335.230	631,38
TUNISIA	57.950	70.000	20,79	49.399	70.329	42,37
ALGERIA	362.401	227.870	-37,12	221.088	223.135	0,93
REUNION	10.385	280	-97,30	5.816	133	-97,71
SOUTH AFRICA	92.999	109.529	17,77	57.805	92.495	60,01
MAURITIUS	34.130	27.508	-19,40	28.847	29.180	1,15
AUSTRALIA	6.834	31.344	358,65	8.832	45.253	412,38
NEW ZEALAND	76	0	-100,00	844	0	-100,00
EAST TIMOR	71.500	0	-100,00	51.520	0	-100,00
UNITED STATES	8.943.650	10.742.078	20,11	8.336.057	10.419.464	24,99
CANADA	458.284	496.650	8,37	305.539	453.369	48,38
MEXICO	139.000	52.000	-62,59	79.390	31.100	-60,83
PANAMA	0	10.000	--	0	17.350	--
SURINAME	204	207	1,47	1.200	810	-32,50
VENEZUELA	338.158	486.984	44,01	167.635	449.978	168,43
ARGENTINA	0	12.073	--	0	8.602	--
BRAZIL	989.753	1.015.645	2,62	583.431	804.429	37,88
COLOMBIA	0	46.000	--	0	28.830	--
PUERTO RICO	9.500	0	-100,00	8.865	0	-100,00
DOMINICAN REPUBLIC	719.888	969.407	34,66	421.371	725.223	72,11
DOMINICA	36.000	72.000	100,00	6.480	17.280	166,67
UNITED KINGDOM	55.100	35.000	-36,48	43.663	23.645	-45,85
NETHERLANDS	1.445.599	1.506.555	4,22	1.082.831	1.239.407	14,46
FRANCE	515.000	595.223	15,58	420.917	534.627	27,01
GERMANY, FED. REP. OF	852.391	850.492	-0,22	712.042	840.019	17,97
AUSTRIA	13	46	253,85	49	144	193,88
BELGIUM	230.103	417.975	81,65	153.723	410.721	167,18
DENMARK	89.000	0	-100,00	45.045	0	-100,00
NORWAY	36.000	9.000	-75,00	29.562	8.460	-71,38
SWEDEN	45.501	14.558	-68,01	27.713	20.325	-26,66
FINLAND	19.999	19.999	0,00	12.353	13.316	7,80
IRELAND	0	15.000	--	0	102.975	--
ITALY	101.788	110.394	8,45	111.723	127.068	13,73
SPAIN	131.700	130.423	-0,97	75.898	88.323	16,37
PORTUGAL	182.524	179.000	-1,93	116.171	229.776	97,79
GREECE	328.993	450.719	37,00	249.787	427.130	71,00
POLAND	221.700	147.681	-33,39	134.214	102.974	-23,28
ROMANIA	35.726	0	-100,00	17.139	0	-100,00
RUSSIA FEDERATION	191.920	144.020	-24,96	97.114	108.712	11,94
-BIJI PALA & BUNGANYA DAN KAPULAG	17.956.633	16.761.269	-6,66	52.963.648	54.063.506	2,08
JAPAN	509.172	518.961	1,92	3.921.825	4.185.364	6,72
HONG KONG	36.920	5.680	-84,62	91.141	43.919	-51,81
KOREA, REPUBLIC OF	357.136	294.530	-17,53	482.717	519.477	7,62
TAIWAN	4.944	906	-81,67	5.403	6.255	15,77
CHINA	28.018	59.052	110,76	10.372	113.944	998,57
THAILAND	121.465	161.052	32,59	507.617	841.621	65,80
SINGAPORE	1.065.450	997.513	-6,38	4.791.163	5.293.898	10,49
PHILIPPINES	51.552	63.640	23,45	115.142	201.672	75,15
MALAYSIA	893.970	824.030	-7,82	2.229.475	2.078.314	-6,78
MYANMAR (FORM. BURMA)	27.989	6.247	-77,68	79.623	21.106	-73,49
VIET NAM	7.400.646	6.413.000	-13,35	9.920.826	10.564.172	6,48
MALDIVES	0	121	--	0	163	--
INDIA	1.200.416	998.066	-16,86	4.105.626	3.250.632	-20,82
PAKISTAN	195.818	145.792	-25,55	876.345	797.838	-8,96
BANGLADESH	147.381	149.252	1,27	732.056	549.870	-24,89
AFGHANISTAN	16.000	15.980	-0,13	110.400	126.244	14,35
SAUDI ARABIA	51.589	941	-98,18	29.220	471	-98,39
ISRAEL	0	9.987	--	0	49.136	--
KUWAIT	799	0	-100,00	2.231	0	-100,00
JORDAN	0	3.275	--	0	8.115	--
LEBANON	14.999	0	-100,00	61.000	0	-100,00
YEMEN	0	3.146	--	0	9.778	--
UNITED ARAB EMIRATES	53.825	147.987	174,94	127.008	435.924	243,23
QATAR	585	0	-100,00	654	0	-100,00
EGYPT	0	14.445	--	0	51.421	--
MOROCCO	92.730	105.901	14,20	280.614	405.076	44,35
GHANA	45.000	44.998	0,00	235.000	254.850	8,45
NIGERIA	71.220	61.737	-13,32	201.663	182.600	-9,45
BENIN	85.245	116.492	36,66	119.050	118.785	-0,22
SOUTH AFRICA	69.000	15.000	-78,26	363.200	100.500	-72,33
AUSTRALIA	106.004	126.906	19,72	333.223	499.063	49,77
UNITED STATES	738.264	1.508.368	104,31	2.582.513	5.379.596	108,31

TABEL 5. PERKEMBANGAN EKSPOR INDONESIA MENURUT KOMODITI DAN NEGARA TUJUAN

JENIS BARANG	BERAT BERSIH (KG)		PERUB	NILAI FOB (US \$)		PERUB
	JAN-NOV 2007	JAN-NOV 2008	%	JAN-NOV 2007	JAN-NOV 2008	%
(1)	(2)	(3)	(4)	(5)	(6)	(7)
CANADA	24.149	39.717	64,47	97.885	131.217	34,05
MEXICO	0	11.821	--	0	8.827	--
CHILE	0	14.168	--	0	67.315	--
ARGENTINA	104.638	296.029	182,91	275.194	419.263	52,35
BRAZIL	36.650	31.040	-15,31	111.904	145.474	30,00
PERU	16.000	0	-100,00	92.612	0	-100,00
DOMINICAN REPUBLIC	19.059	30.510	60,08	57.640	120.725	109,45
UNITED KINGDOM	8.439	5.886	-30,25	30.325	32.896	8,48
NETHERLANDS	1.932.637	1.454.250	-24,75	8.262.998	6.070.623	-26,53
FRANCE	95.447	43.862	-54,05	514.925	340.344	-33,90
GERMANY, FED. REP. OF	670.996	549.194	-18,15	3.351.448	3.047.551	-9,07
AUSTRIA	90	16	-82,22	333	53	-84,08
BELGIUM	935.908	671.300	-28,27	4.649.960	3.867.064	-16,84
SWITZERLAND	0	98	--	0	210	--
ITALY	404.408	428.320	5,91	2.246.080	2.271.360	1,13
SPAIN	130.009	171.473	31,89	400.644	848.420	111,76
PORTUGAL	15.000	0	-100,00	42.750	0	-100,00
DEMOCRATIC REPUBLIC OF THE CONGC	0	8.433	--	0	2.430	--
POLAND	28.650	0	-100,00	127.684	0	-100,00
UKRAINE	13.500	41.500	207,41	40.712	139.545	242,76
RUSSIA FEDERATION	134.916	150.647	11,66	345.447	460.385	33,27
-PANILI	248.548	167.448	-32,63	2.977.274	2.249.177	-24,46
JAPAN	820	340	-58,54	23.485	6.312	-73,12
HONG KONG	142	166	16,90	5.051	2.110	-58,23
TAIWAN	320	45	-85,94	5.490	1.846	-66,38
CHINA	735	1.205	63,95	16.422	28.444	73,21
SINGAPORE	187	921	392,51	5.770	7.376	27,83
MALAYSIA	6.773	4.014	-40,74	34.779	11.273	-67,59
JORDAN	100	0	-100,00	2.000	0	-100,00
TURKEY	150	0	-100,00	3.000	0	-100,00
AUSTRALIA	436	812	86,24	9.393	20.604	119,35
NEW ZEALAND	0	20	--	0	1.042	--
UNITED STATES	221.026	140.477	-36,44	2.616.439	1.778.331	-32,03
CANADA	4.473	1	-99,98	20.000	2	-99,99
MEXICO	0	50	--	0	200	--
BRAZIL	1.398	0	-100,00	17.020	0	-100,00
DOMINICA	640	470	-26,56	21.517	13.764	-36,03
UNITED KINGDOM	3.714	2.955	-20,44	103.486	71.237	-31,16
NETHERLANDS	842	11.000	1.206,41	13.292	225.500	1.596,51
FRANCE	0	400	--	0	3.300	--
GERMANY, FED. REP. OF	5.855	4.572	-21,91	68.159	77.836	14,20
SWITZERLAND	785	0	-100,00	5.923	0	-100,00
SWEDEN	152	0	-100,00	6.048	0	-100,00
-LAINNYA	19.277.079	19.059.044	-1,13	38.175.921	20.916.634	-45,21
JAPAN	290.520	391.197	34,65	416.412	553.851	33,01
HONG KONG	101.942	38.395	-62,34	344.322	167.702	-51,30
KOREA, REPUBLIC OF	93.174	24.371	-73,84	90.743	40.198	-55,70
TAIWAN	82.720	151.602	83,27	185.466	424.140	128,69
CHINA	96.367	173.313	79,85	150.286	34.144	-77,28
THAILAND	44.204	70.631	59,78	182.099	190.063	4,37
SINGAPORE	3.819.882	1.167.465	-69,44	8.937.935	1.203.882	-86,53
PHILIPPINES	742	65.774	8.764,42	1.527	25.680	1.581,73
MALAYSIA	1.782.995	2.465.182	38,26	1.824.691	1.900.355	4,15
MYANMAR (FORM. BURMA)	14.990	6.738	-55,05	2.547	22.763	793,72
BRUNEI DARUSSALAM	12.252	29.574	141,38	270.503	59.098	-78,15
NEPAL	40.500	45.558	12,49	64.448	51.066	-20,76
VIET NAM	2.299.134	1.354.995	-41,06	2.348.820	1.598.956	-31,93
MALDIVES	0	21	--	0	86	--
INDIA	5.067.780	2.154.938	-57,48	10.787.934	3.688.264	-65,81
PAKISTAN	512.387	473.231	-7,64	1.278.800	236.869	-81,48
BANGLADESH	950.538	6.974.550	633,75	1.056.061	2.740.486	159,50
SAUDI ARABIA	1.527.406	703.019	-53,97	3.815.376	1.275.316	-66,57
ISRAEL	0	10.000	--	0	2.300	--
KUWAIT	47.461	0	-100,00	136.403	0	-100,00
JORDAN	30.000	61.301	104,34	7.000	41.177	488,24
LEBANON	8.500	0	-100,00	2.508	0	-100,00
YEMEN	60.047	18.114	-69,83	151.690	53.325	-64,85
SYRIA ARAB REPUBLIC	107.899	269.550	149,82	46.335	82.342	77,71
TURKEY	23.500	0	-100,00	77.336	0	-100,00
UNITED ARAB EMIRATES	485.092	499.392	2,95	695.856	276.235	-60,30
QATAR	2.872	0	-100,00	2.732	0	-100,00
BAHRAIN	1.260	8.000	534,92	393	1.200	205,34
EGYPT	216.899	285.702	31,72	131.453	175.162	33,25
MOROCCO	14.000	14.000	0,00	12.350	13.870	12,31
TANZANIA, UNITED REPUBLIC OF	0	45	--	0	10	--
MADAGASCAR	0	13.827	--	0	30.753	--
TOGO	0	24.143	--	0	86.195	--
NIGERIA	26.190	0	-100,00	40.410	0	-100,00
BENIN	72.263	0	-100,00	46.389	0	-100,00

TABEL 5. PERKEMBANGAN EKSPOR INDONESIA MENURUT KOMODITI DAN NEGARA TUJUAN

JENIS BARANG	BERAT BERSIH (KG)		PERUB	NILAI FOB (US \$)		PERUB
	JAN-NOV 2007	JAN-NOV 2008	%	JAN-NOV 2007	JAN-NOV 2008	%
(1)	(2)	(3)	(4)	(5)	(6)	(7)
SOUTH AFRICA	29.127	66.520	128,38	18.171	22.338	22,93
AUSTRALIA	113.278	63.296	-44,12	367.782	233.955	-36,39
NEW ZEALAND	5.520	9.043	63,82	32.400	69.835	115,54
MICRONESIA, FEDERATED STATES OF	0	94	--	0	154	--
UNITED STATES	684.935	690.413	0,80	2.693.711	3.055.768	13,44
CANADA	17.190	12.092	-29,66	7.921	13.112	65,53
MEXICO	26.050	4.178	-83,96	6.926	3.120	-54,95
ARGENTINA	430	530	23,26	919	1.023	11,32
BRAZIL	46.598	74.949	60,84	261.747	297.413	13,63
COSTA RICA	9.471	0	-100,00	9.750	0	-100,00
HAITI	7.501	0	-100,00	27.419	0	-100,00
UNITED KINGDOM	42.580	46.294	8,72	62.238	197.185	216,82
NETHERLANDS	194.778	296.725	52,34	529.496	436.332	-17,59
FRANCE	120.888	133.899	10,76	836.544	1.066.370	27,47
GERMANY, FED. REP. OF	76.330	47.299	-38,03	172.354	75.163	-56,39
AUSTRIA	363	143	-60,61	847	453	-46,52
BELGIUM	55.200	27.681	-49,85	25.700	27.384	6,55
SWITZERLAND	0	809	--	0	2.838	--
SWEDEN	2	0	-100,00	7	0	-100,00
ITALY	108	319	195,37	315	1.025	225,40
SPAIN	7.079	46.521	557,17	4.469	376.688	8.328,91
PORTUGAL	0	1.441	--	0	3.013	--
GREECE	2	5	150,00	5	16	220,00
POLAND	0	11.533	--	0	5.353	--
UKRAINE	6.000	25.950	332,50	8.086	50.296	522,01
LATVIA	0	4.674	--	0	2.283	--
CROATIA	0	8	--	0	29	--
RUSSIA FEDERATION	133	0	-100,00	289	0	-100,00
TEBBAKAU	23.213.383	26.326.332	13,41	51.988.393	62.164.048	19,57
JAPAN	90.447	70.380	-22,19	187.142	141.595	-24,34
TAIWAN	0	25.000	--	0	1.000	--
CHINA	158.060	343.855	117,55	673.280	2.172.382	222,66
SINGAPORE	94.142	6.068	-93,55	114.371	6.595	-94,23
PHILIPPINES	2.049.606	1.688.611	-17,61	5.374.454	3.820.610	-28,91
MALAYSIA	1.022.232	1.513.010	48,01	2.113.157	4.990.890	136,18
CAMBODIA	0	97.080	--	0	41.395	--
VIET NAM	815.176	437.479	-46,33	847.314	440.795	-47,98
PAKISTAN	403	0	-100,00	705	0	-100,00
SRI LANKA	348.365	373.014	7,08	4.698.528	5.730.565	21,97
SAUDI ARABIA	0	4	--	0	34	--
YEMEN	0	9	--	0	60	--
UNITED ARAB EMIRATES	0	267.000	--	0	620.010	--
EGYPT	589.048	2.214.175	275,89	672.374	4.432.526	559,24
TUNISIA	275.000	544.800	98,11	285.988	1.295.946	353,15
ALGERIA	180.058	0	-100,00	263.944	0	-100,00
KENYA	0	19.200	--	0	4.800	--
SOUTH AFRICA	90.000	437.199	385,78	72.000	956.262	1.228,14
AUSTRALIA	211.439	116.400	-44,95	953.196	563.724	-40,86
UNITED STATES	3.013.890	5.177.062	71,77	4.217.029	6.493.022	53,97
HONDURAS	59.704	118.629	98,70	335.306	624.553	86,26
NICARAGUA	108.270	299.391	176,52	283.312	1.061.496	274,67
CHILE	94.080	0	-100,00	18.816	0	-100,00
ARGENTINA	200	0	-100,00	1.817	0	-100,00
BRAZIL	0	2.405	--	0	1.567	--
URUGUAY	600	0	-100,00	630	0	-100,00
PARAGUAY	200.000	136.620	-31,69	168.000	351.987	109,52
PUERTO RICO	593.995	486.337	-18,12	1.024.149	974.380	-4,86
DOMINICAN REPUBLIC	154.768	329.957	113,19	931.801	2.566.824	175,47
UNITED KINGDOM	329.040	481.225	46,25	217.069	936.094	331,24
NETHERLANDS	1.246.839	682.303	-45,28	2.853.623	1.913.939	-32,93
FRANCE	795.192	359.511	-54,79	1.086.149	770.698	-29,04
GERMANY, FED. REP. OF	1.964.099	784.960	-60,03	8.848.164	4.551.511	-48,56
BELGIUM	2.857.933	4.405.103	54,14	9.273.868	12.143.615	30,94
SWITZERLAND	15.876	63.450	299,66	82.783	249.319	201,17
DENMARK	199.394	0	-100,00	901.443	0	-100,00
NORWAY	59.539	0	-100,00	179.213	0	-100,00
IRELAND	176.219	19.800	-88,76	433.224	65.340	-84,92
ITALY	165.317	72.377	-56,22	341.945	166.218	-51,39
SPAIN	293.184	386.502	31,83	1.318.571	809.703	-38,59
PORTUGAL	500	0	-100,00	4.180	0	-100,00
POLAND	37.272	0	-100,00	55.216	0	-100,00
KAZAKHSTAN	19.875	0	-100,00	16.298	0	-100,00
UKRAINE	450.454	308.160	-31,59	366.481	319.797	-12,74
LITHUANIA	0	139.979	--	0	117.802	--
LATVIA	250.075	60.000	-76,01	66.911	43.200	-35,44
RUSSIA FEDERATION	4.203.092	3.859.277	-8,18	2.705.942	2.783.794	2,88
BIJI COKLAT	345.825.259	336.903.926	-2,58	557.408.983	764.951.072	37,23
JAPAN	518.500	665.975	28,44	1.073.308	1.840.150	71,45
HONG KONG	0	18.000	--	0	2.376	--

TABEL 5. PERKEMBANGAN EKSPOR INDONESIA MENURUT KOMODITI DAN NEGARA TUJUAN

JENIS BARANG	BERAT BERSIH (KG)		PERUB %	NILAI FOB (US \$)		PERUB %
	JAN-NOV 2007	JAN-NOV 2008		JAN-NOV 2007	JAN-NOV 2008	
(1)	(2)	(3)	(4)	(5)	(6)	(7)
KOREA, REPUBLIC OF	0	19.384	--	0	42.656	--
TAIWAN	20.010	1.258	-93,71	1.921	2.387	24,26
CHINA	18.152.112	14.843.535	-18,23	29.594.730	33.540.393	13,33
THAILAND	6.347.490	7.366.726	16,06	7.876.965	15.114.541	91,88
SINGAPORE	39.358.467	37.893.157	-3,72	66.145.238	88.124.919	33,23
PHILIPPINES	138.440	6.651	-95,20	6.596	1.305	-80,22
MALAYSIA	169.185.773	198.355.039	17,24	268.651.230	442.517.289	64,72
INDIA	224.000	650.000	190,18	374.755	1.341.274	257,91
SRI LANKA	0	90.000	--	0	247.150	--
SAUDI ARABIA	28.000	0	-100,00	25.050	0	-100,00
UNITED ARAB EMIRATES	15.000	1	-99,99	28.900	1	-100,00
EGYPT	90.000	0	-100,00	61.950	0	-100,00
AUSTRALIA	9.000	0	-100,00	97.099	0	-100,00
UNITED STATES	51.888.216	42.619.093	-17,86	80.707.868	104.830.322	29,89
CANADA	4.500.000	13.000.000	188,89	8.382.460	27.140.416	223,78
MEXICO	4.000.000	25.000	-99,38	7.363.500	54.165	-99,26
BRAZIL	33.487.440	20.417.590	-39,03	59.353.459	47.694.235	-19,64
COLOMBIA	11.750.000	0	-100,00	16.885.500	0	-100,00
PERU	1.500.000	0	-100,00	2.143.700	0	-100,00
COSTA RICA	0	16.000	--	0	11.840	--
NETHERLANDS ANTILLES	12.500	0	-100,00	43.400	0	-100,00
UNITED KINGDOM	0	500	--	0	32	--
NETHERLANDS	668.315	239.571	-64,15	1.346.176	822.769	-38,88
FRANCE	8	61.706	771.225,00	15	101.882	679.113,33
GERMANY, FED. REP. OF	706.163	475.704	-32,64	1.377.347	1.408.339	2,25
BELGIUM	2.378.255	0	-100,00	4.607.881	0	-100,00
DENMARK	0	4	--	0	11	--
SWEDEN	9	0	-100,00	221	0	-100,00
ITALY	62.449	32	-99,95	107.354	112	-99,90
SPAIN	585.112	139.000	-76,24	817.860	112.508	-86,24
POLAND	200.000	0	-100,00	334.500	0	-100,00
-IKAN TONGKOL/TUNA	60.557.281	76.457.840	26,26	133.662.620	157.019.099	17,47
JAPAN	17.393.023	16.055.672	-7,69	60.649.735	64.300.491	6,02
HONG KONG	3.594.484	2.635.575	-26,68	4.156.851	3.394.005	-18,35
KOREA, REPUBLIC OF	1.254.591	1.236.846	-1,41	3.467.305	2.414.189	-30,37
TAIWAN	1.484.967	2.857.790	92,45	1.230.499	3.473.382	182,27
CHINA	3.245.856	6.078.147	87,26	1.867.851	3.600.552	92,76
MACAU	99	0	-100,00	451	0	-100,00
THAILAND	15.315.290	28.059.739	83,21	16.078.674	35.741.885	122,29
SINGAPORE	2.846.238	1.665.309	-41,49	5.458.832	4.002.343	-26,68
PHILIPPINES	1.674.196	478.296	-71,43	655.272	314.279	-52,04
MALAYSIA	653.626	805.623	23,25	856.477	1.445.732	68,80
BRUNEI DARUSSALAM	25	0	-100,00	25	0	-100,00
VIET NAM	3.114.127	7.188.859	130,85	4.147.197	6.706.106	61,70
PAKISTAN	0	54.030	--	0	60.794	--
SRI LANKA	137.675	158.642	15,23	325.143	312.982	-3,74
IRAN (ISLAMIC REPUBLIC OF)	27.825	591.053	2.024,18	27.825	886.854	3.087,26
SAUDI ARABIA	1.100	0	-100,00	9.775	0	-100,00
ISRAEL	0	344.792	--	0	764.584	--
KUWAIT	79.631	2.899	-96,36	94.533	25.069	-73,48
JORDAN	26.197	1.171	-95,53	33.657	12.770	-62,06
LEBANON	49.309	13.042	-73,55	65.208	48.413	-25,76
YEMEN	27.270	0	-100,00	27.270	0	-100,00
OMAN	0	52.000	--	0	57.450	--
SYRIA ARAB REPUBLIC	23.498	0	-100,00	20.803	0	-100,00
UNITED ARAB EMIRATES	91.264	66.391	-27,25	135.362	208.329	53,91
QATAR	0	598	--	0	2.582	--
EGYPT	222.559	731.739	228,78	239.981	724.078	201,72
MOROCCO	201	0	-100,00	201	0	-100,00
KENYA	108	0	-100,00	129.600	0	-100,00
REUNION	48.000	12.000	-75,00	229.920	54.960	-76,10
GHANA	46.998	0	-100,00	56.560	0	-100,00
SENEGAL	135.000	0	-100,00	127.690	0	-100,00
BENIN	26.530	0	-100,00	248.880	0	-100,00
SOUTH AFRICA	174.997	260.000	48,57	186.898	372.840	99,49
MAURITIUS	208.512	127.034	-39,08	287.061	361.051	25,78
AUSTRALIA	59.068	123.848	109,67	319.302	506.062	58,49
NEW ZEALAND	21.312	122.229	473,52	39.370	251.747	539,44
AMERICAN SAMOA	0	271.864	--	0	149.687	--
EAST TIMOR	57.365	0	-100,00	57.365	0	-100,00
UNITED STATES	5.542.384	4.745.546	-14,38	24.780.253	22.051.672	-11,01
CANADA	36.040	138.213	283,50	390.644	873.386	123,58
MEXICO	365.605	212.059	-42,00	2.831.289	1.249.546	-55,87
PANAMA	378.000	77.423	-79,52	333.610	15.526	-95,35
URUGUAY	192.752	0	-100,00	32.768	0	-100,00
PERU	20.760	0	-100,00	20.760	0	-100,00
TRINIDAD AND TOBAGO	612.000	0	-100,00	565.490	0	-100,00
PUERTO RICO	80.402	0	-100,00	419.620	0	-100,00
UNITED KINGDOM	159.489	13.484	-91,55	503.739	44.380	-91,19
NETHERLANDS	546.085	389.568	-28,66	402.358	250.677	-37,70

TABEL 5. PERKEMBANGAN EKSPOR INDONESIA MENURUT KOMODITI DAN NEGARA TUJUAN

JENIS BARANG	BERAT BERSIH (KG)		PERUB %	NILAI FOB (US \$)		PERUB %
	JAN-NOV 2007	JAN-NOV 2008		JAN-NOV 2007	JAN-NOV 2008	
(1)	(2)	(3)	(4)	(5)	(6)	(7)
FRANCE	0	31.406	--	0	94.507	--
GERMANY, FED. REP. OF	50.859	34.859	-31,46	425.161	263.065	-38,13
AUSTRIA	11.280	11.691	3,64	12.120	11.691	-3,54
BELGIUM	166.789	188.902	13,26	430.191	479.744	11,52
SWITZERLAND	1.450	18	-98,76	5.800	38	-99,34
MONACO	17.195	0	-100,00	70.752	0	-100,00
DENMARK	20.013	0	-100,00	25.463	0	-100,00
FINLAND	37.139	16.080	-56,70	155.904	207.774	33,27
ITALY	72.856	289.947	297,97	158.228	519.744	228,48
SPAIN	10.433	0	-100,00	81.467	0	-100,00
PORTUGAL	0	7.400	--	0	13.780	--
GREECE	0	21.960	--	0	42.608	--
POLAND	48.000	0	-100,00	339.950	0	-100,00
UKRAINE	0	50.744	--	0	50.589	--
RUSSIA FEDERATION	146.809	233.352	58,95	445.480	657.156	47,52
-UBUR-UBUR	5.309.070	7.137.552	34,44	10.813.399	13.360.218	23,55
JAPAN	723.565	1.654.798	128,70	2.572.813	4.143.418	61,05
HONG KONG	178.700	163.339	-8,60	457.652	547.808	19,70
KOREA, REPUBLIC OF	915.111	568.332	-37,89	1.769.063	1.093.021	-38,21
TAIWAN	289.451	829.152	186,46	473.580	1.231.773	160,10
CHINA	510.112	269.320	-47,20	279.767	164.272	-41,28
MACAU	310	338	9,03	1.193	1.058	-11,32
THAILAND	30.544	240.442	687,20	29.531	416.667	1.310,95
SINGAPORE	120.969	90.808	-24,93	256.471	121.160	-52,76
PHILIPPINES	375	0	-100,00	1.135	0	-100,00
MALAYSIA	49.721	250.830	404,47	115.566	181.628	57,16
VIET NAM	74.850	663.113	785,92	88.286	420.924	376,77
MALDIVES	230	0	-100,00	995	0	-100,00
INDIA	500	5.000	900,00	1.156	2.000	73,01
PAKISTAN	7.500	0	-100,00	15.320	0	-100,00
IRAN (ISLAMIC REPUBLIC OF)	2.390	372	-84,44	10.525	1.344	-87,23
SAUDI ARABIA	710	0	-100,00	6.604	0	-100,00
ISRAEL	0	6.895	--	0	25.318	--
KUWAIT	4.682	1.656	-64,63	7.668	2.859	-62,72
JORDAN	1.953	1.564	-19,92	3.810	3.531	-7,32
LEBANON	121	133	9,92	800	659	-17,63
YEMEN	408	0	-100,00	354	0	-100,00
SYRIA ARAB REPUBLIC	0	183	--	0	1.040	--
TURKEY	2.037	2.935	44,08	6.797	4.502	-33,76
UNITED ARAB EMIRATES	4.149	2.191	-47,19	6.904	1.739	-74,81
CYPRUS	0	38	--	0	378	--
EGYPT	76	0	-100,00	344	0	-100,00
SOUTH AFRICA	142.327	160.727	12,93	413.827	488.115	17,95
MAURITIUS	309	129	-58,25	1.978	775	-60,82
AUSTRALIA	5.210	10.726	105,87	19.046	43.516	128,48
NEW ZEALAND	1.476	320	-78,32	3.079	1.109	-63,98
EAST TIMOR	3.241	0	-100,00	6.931	0	-100,00
UNITED STATES	940.870	1.085.990	15,42	1.777.166	2.431.269	36,81
CANADA	505.836	346.123	-31,57	1.077.599	793.883	-26,33
VENEZUELA	132	117	-11,36	150	200	33,33
ARGENTINA	0	786	--	0	2.200	--
BRAZIL	0	2.642	--	0	1.629	--
PERU	227	314	38,33	492	722	46,75
DOMINICA	0	68	--	0	879	--
UNITED KINGDOM	134.561	99.675	-25,93	176.336	127.213	-27,86
NETHERLANDS	118.073	67.913	-42,48	399.926	108.533	-72,86
FRANCE	113.054	292.915	159,09	121.721	558.146	358,55
GERMANY, FED. REP. OF	175.156	125.354	-28,43	302.581	133.095	-56,01
AUSTRIA	5.445	5.789	6,32	15.808	10.196	-35,50
BELGIUM	38.007	49.085	29,15	116.958	125.468	7,28
SWITZERLAND	13.834	3.564	-74,24	19.315	5.264	-72,75
DENMARK	8.443	8.068	-4,44	5.284	4.537	-14,14
NORWAY	1.840	781	-57,55	5.283	1.132	-78,57
SWEDEN	8.864	6.120	-30,96	10.403	7.364	-29,21
FINLAND	847	0	-100,00	1.040	0	-100,00
IRELAND	526	0	-100,00	1.833	0	-100,00
ITALY	97.202	66.401	-31,69	117.900	87.777	-25,55
SPAIN	15.233	6.387	-58,07	17.064	6.519	-61,80
PORTUGAL	4.246	3.358	-20,91	5.155	3.375	-34,53
GREECE	3.453	2.696	-21,92	12.075	5.800	-51,97
HUNGARY	4.491	3.605	-19,73	7.182	5.988	-16,62
POLAND	4.939	6.092	23,34	6.856	5.676	-17,21
ROMANIA	849	410	-51,71	2.158	856	-60,33
BULGARIA	0	76	--	0	287	--
UKRAINE	2.274	1.681	-26,08	3.147	2.311	-26,56
LITHUANIA	3.310	2.552	-22,90	6.002	3.168	-47,22
ESTONIA	307	619	101,63	595	768	29,08
CROATIA	1.007	108	-89,28	1.335	1.335	0,00
MALTA	0	27	--	0	194	--
CZECH REPUBLIC	4.907	3.792	-22,72	13.649	6.584	-51,76

TABEL 5. PERKEMBANGAN EKSPOR INDONESIA MENURUT KOMODITI DAN NEGARA TUJUAN

JENIS BARANG	BERAT BERSIH (KG)		PERUB	NILAI FOB (US \$)		PERUB
	JAN-NOV 2007	JAN-NOV 2008	%	JAN-NOV 2007	JAN-NOV 2008	%
	(1)	(2)	(3)	(4)	(5)	(6)
RUSSIA FEDERATION	30.110	21.103	-29,91	37.191	19.236	-48,28
-KEPITING, KERANG-KERANGAN	50.577.598	44.855.117	-11,31	132.613.737	164.287.802	23,88
JAPAN	1.171.177	1.126.175	-3,84	3.423.427	3.839.664	12,16
HONG KONG	4.959.362	4.169.321	-15,93	9.122.081	10.198.542	11,80
KOREA, REPUBLIC OF	3.316.464	3.036.264	-8,45	6.116.976	7.918.392	29,45
TAIWAN	904.936	2.506.980	177,03	1.064.899	4.692.277	340,63
CHINA	8.822.234	3.153.273	-64,26	5.130.283	4.327.569	-15,65
MACAU	0	8.879	--	0	8.973	--
THAILAND	4.973.322	985.429	-80,19	5.046.554	1.745.661	-65,41
SINGAPORE	3.970.139	3.240.112	-18,39	6.060.873	6.895.021	13,76
PHILIPPINES	1.865	1.422	-23,75	36.790	32.793	-10,86
MALAYSIA	2.805.110	3.458.088	23,28	3.963.349	6.831.262	72,36
BRUNEI DARUSSALAM	38	0	-100,00	250	0	-100,00
VIET NAM	2.620.463	6.819.340	160,23	2.359.587	5.753.759	143,85
INDIA	764.990	511.687	-33,11	1.554.776	1.021.915	-34,27
SRI LANKA	491	55.020	11.105,70	982	32.557	3.215,38
SAUDI ARABIA	0	27.800	--	0	37.594	--
ISRAEL	0	91	--	0	530	--
TURKEY	118.129	34.029	-71,19	225.779	45.580	-79,81
UNITED ARAB EMIRATES	253	9.012	3.462,06	695	16.410	2.261,15
QATAR	1.000	0	-100,00	8.551	0	-100,00
CYPRUS	32.561	88.399	171,49	92.320	226.128	144,94
EGYPT	288.853	160.823	-44,32	405.173	230.210	-43,18
SUDAN	440	0	-100,00	880	0	-100,00
REUNION	0	1.648	--	0	11.988	--
SENEGAL	78.543	0	-100,00	214.610	0	-100,00
GAMBIA	0	31.680	--	0	30.096	--
SOUTH AFRICA	0	16.105	--	0	31.300	--
MAURITIUS	51.000	51.739	1,45	15.600	137.439	781,02
AUSTRALIA	363.945	227.333	-37,54	1.047.693	1.176.228	12,27
NEW ZEALAND	0	45	--	0	222	--
UNITED STATES	7.863.570	6.276.914	-20,18	66.002.025	82.746.452	25,37
CANADA	362.485	202.510	-44,13	1.491.570	1.183.423	-20,66
MEXICO	102.332	169.583	65,72	301.501	411.798	36,58
PANAMA	103.033	120.243	16,70	260.696	385.859	48,01
VENEZUELA	196	15	-92,35	72	6	-91,67
PUERTO RICO	354.981	218.681	-38,40	1.224.743	803.811	-34,37
DOMINICAN REPUBLIC	4.362	10.931	150,60	18.300	60.407	230,09
MARTINIQUE	13.074	10.431	-20,22	54.978	24.248	-55,90
UNITED KINGDOM	15.298	103.849	578,84	54.386	1.778.528	3.170,19
NETHERLANDS	346.174	243.612	-29,63	2.104.661	1.644.217	-21,88
FRANCE	169.796	98.984	-41,70	453.220	217.125	-52,09
GERMANY, FED. REP. OF	36.642	53.330	45,54	109.830	151.567	38,00
AUSTRIA	500	325	-35,00	1.200	720	-40,00
BELGIUM	86.723	132.523	52,81	256.897	302.426	17,72
SWITZERLAND	0	3.285	--	0	3.245	--
DENMARK	7.794	15	-99,81	26.986	15	-99,94
NORWAY	699	0	-100,00	339	0	-100,00
SWEDEN	814	43	-94,72	1.628	250	-84,64
ITALY	4.473.229	6.146.634	37,41	10.799.101	15.635.905	44,79
SPAIN	616.167	551.612	-10,48	1.443.728	1.525.562	5,67
PORTUGAL	380.691	378.743	-0,51	1.003.119	1.038.861	3,56
GREECE	148.619	301.553	102,90	394.166	829.185	110,36
ROMANIA	15.925	0	-100,00	68.024	0	-100,00
UKRAINE	24.960	0	-100,00	9.984	0	-100,00
LATVIA	4.227	0	-100,00	17.855	0	-100,00
ESTONIA	17.707	0	-100,00	146.651	0	-100,00
CROATIA	100.028	18.278	-81,73	311.092	53.491	-82,81
MALTA	18.167	9.602	-47,15	51.754	23.775	-54,06
SLOVENIA	1.067	0	-100,00	26.675	0	-100,00
SOUTH GEORGIA AND THE SOUTH SA	362	0	-100,00	724	0	-100,00
RUSSIA FEDERATION	62.661	82.727	32,02	85.704	224.816	162,32
-BEKICOT	2.957.951	2.927.101	-1,04	4.687.650	8.807.586	87,89
JAPAN	14.240	0	-100,00	43.700	0	-100,00
HONG KONG	284.189	1.078.166	279,38	929.394	5.586.423	501,08
KOREA, REPUBLIC OF	62.025	41.861	-32,51	166.795	109.144	-34,56
TAIWAN	1.063.115	1.070.560	0,70	1.255.032	1.274.772	1,57
CHINA	250.135	1.530	-99,39	104.595	6.120	-94,15
MACAU	0	5.498	--	0	5.558	--
THAILAND	0	9.160	--	0	7.610	--
SINGAPORE	469.903	103.376	-78,00	450.446	274.002	-39,17
MALAYSIA	91.524	39.629	-56,70	57.140	24.998	-56,25
SOUTH AFRICA	104.686	142.696	36,31	245.201	382.968	56,19
AUSTRALIA	8.579	0	-100,00	16.781	0	-100,00
UNITED STATES	85.966	44.095	-48,71	153.814	128.085	-16,73
CANADA	282.861	285.969	1,10	639.815	642.652	0,44
MEXICO	0	9.569	--	0	24.700	--
FRANCE	140.992	70.994	-49,65	459.049	253.854	-44,70
GERMANY, FED. REP. OF	21.339	0	-100,00	58.988	0	-100,00

TABEL 5. PERKEMBANGAN EKSPOR INDONESIA MENURUT KOMODITI DAN NEGARA TUJUAN

JENIS BARANG	BERAT BERSIH (KG)		PERUB %	NILAI FOB (US \$)		PERUB %
	JAN-NOV 2007	JAN-NOV 2008		JAN-NOV 2007	JAN-NOV 2008	
(1)	(2)	(3)	(4)	(5)	(6)	(7)
BELGIUM	59.997	23.998	-60,00	94.900	86.700	-8,64
DENMARK	18.400	0	-100,00	12.000	0	-100,00
-IKAN LAINNYA	225.882.829	202.699.595	-10,26	233.713.549	288.813.326	23,58
JAPAN	10.663.876	13.288.910	24,62	41.241.038	43.530.203	5,55
HONG KONG	13.932.755	8.204.334	-41,11	30.353.323	26.914.620	-11,33
KOREA, REPUBLIC OF	8.566.505	9.547.973	11,46	19.864.066	14.995.098	-24,51
TAIWAN	19.056.405	12.058.067	-36,72	11.893.590	10.104.542	-15,04
CHINA	12.150.740	21.590.261	77,69	7.126.854	17.419.347	144,42
MACAU	545	5.826	968,99	6.754	16.284	141,10
PAPUA NEW GUINEA	20.000	0	-100,00	5.000	0	-100,00
THAILAND	68.812.016	37.623.728	-45,32	21.027.659	41.638.242	98,02
SINGAPORE	31.235.530	26.601.102	-14,84	33.547.412	37.689.168	12,35
PHILIPPINES	9.485.572	3.078.372	-67,55	3.141.161	1.646.123	-47,60
MALAYSIA	26.896.120	29.019.345	7,89	21.975.692	26.208.983	19,26
CAMBODIA	0	290	--	0	9.000	--
BRUNEI DARUSSALAM	3.183	1.435	-54,92	11.437	27.560	140,97
VIET NAM	11.588.436	20.650.022	78,20	12.300.689	16.539.394	34,46
INDIA	107.921	53.881	-50,07	70.540	78.803	11,71
PAKISTAN	0	113	--	0	120	--
BANGLADESH	0	3	--	0	7.000	--
SRI LANKA	637.836	409.644	-35,78	710.973	717.157	0,87
IRAN (ISLAMIC REPUBLIC OF)	575	529.292	91.950,78	11.115	585.919	5.171,43
SAUDI ARABIA	104.314	501.501	380,76	149.024	771.930	417,99
ISRAEL	0	779.692	--	0	1.988.749	--
KUWAIT	3.134	26.187	735,58	5.266	41.214	682,64
JORDAN	24.657	25.772	4,52	36.955	34.826	-5,76
LEBANON	165.912	186.032	12,13	161.519	186.362	15,38
YEMEN	293	0	-100,00	388	0	-100,00
OMAN	104.000	0	-100,00	89.990	0	-100,00
SYRIA ARAB REPUBLIC	11.552	37.125	221,37	16.747	48.721	190,92
TURKEY	826	29	-96,49	3.201	400	-87,50
UNITED ARAB EMIRATES	351.579	478.502	36,10	534.923	893.610	67,05
QATAR	300	2.802	834,00	4.375	35.941	721,51
BAHRAIN	36.396	193	-99,47	79.586	835	-98,95
CYPRUS	937	2.847	203,84	7.227	10.549	45,97
EGYPT	318.714	701.386	120,07	262.490	707.751	169,63
LIBYAN ARAB JAMAHIRIYA	0	559	--	0	1.948	--
MOROCCO	62	238	283,87	862	1.744	102,32
TUNISIA	0	80.003	--	0	70.553	--
ALGERIA	25.389	148.326	484,21	41.723	210.661	404,90
TANZANIA, UNITED REPUBLIC OF	0	15.500	--	0	19.200	--
KENYA	108.000	0	-100,00	39.960	0	-100,00
REUNION	72.072	79.200	9,89	350.952	381.240	8,63
MOZAMBIQUE	233.128	425.193	82,39	281.580	584.537	107,59
TOGO	0	31.310	--	0	36.764	--
GHANA	518.578	1.451.249	179,85	444.445	1.471.121	231,00
CONGO	16.188	15.500	-4,25	18.175	18.000	-0,96
NIGERIA	0	61.380	--	0	70.680	--
SENEGAL	54.000	0	-100,00	53.020	0	-100,00
BENIN	0	15.500	--	0	18.200	--
SOUTH AFRICA	414.615	110.052	-73,46	497.027	161.074	-67,59
MAURITIUS	315.997	418.927	32,57	420.341	637.136	51,58
AUSTRALIA	2.021.386	1.493.814	-26,10	4.159.108	3.910.864	-5,97
NEW ZEALAND	83.992	78.712	-6,29	79.869	140.691	76,15
MICRONESIA, FEDERATED STATES OF	0	27.000	--	0	5.400	--
GUAM	50.999	0	-100,00	66.790	0	-100,00
NEW CALEDONIA	0	27.790	--	0	33.102	--
AMERICAN SAMOA	18.595	462.908	2.389,42	19.324	346.349	1.692,33
FIJI	14.000	35.034	150,24	12.600	37.345	196,39
SAMOA	555.378	836.963	50,70	576.201	984.161	70,80
SOLOMON ISLANDS	0	25.000	--	0	35.200	--
TONGA	0	74.380	--	0	91.697	--
EAST TIMOR	552	0	-100,00	2.299	0	-100,00
UNITED STATES	3.291.500	4.657.953	41,51	11.994.448	18.153.236	51,35
CANADA	83.383	125.109	50,04	389.766	623.316	59,92
MEXICO	169.586	474.859	180,01	174.654	2.586.814	1.381,11
PANAMA	313.274	181.637	-42,02	374.496	254.577	-32,02
SURINAME	0	26.071	--	0	26.131	--
VENEZUELA	700	867	23,86	3.515	3.335	-5,12
ARGENTINA	38.141	1.169	-96,94	217.390	9.763	-95,51
BRAZIL	3.012	4.866	61,55	1.622	3.659	125,59
URUGUAY	236.628	265.894	12,37	194.633	221.511	13,81
PARAGUAY	315	300	-4,76	1.050	2.233	112,67
PERU	1.611	911	-43,45	5.215	2.308	-55,74
TRINIDAD AND TOBAGO	162.000	0	-100,00	123.150	0	-100,00
PUERTO RICO	276.407	378.696	37,01	1.279.909	1.955.318	52,77
DOMINICAN REPUBLIC	105.775	211.094	99,57	411.187	856.077	108,20
FRENCH POLYNESIA	0	200.306	--	0	141.641	--
MARTINIQUE	44.643	28.838	-35,40	114.742	54.659	-52,36
NETHERLANDS ANTILLES	0	474	--	0	3.850	--

TABEL 5. PERKEMBANGAN EKSPOR INDONESIA MENURUT KOMODITI DAN NEGARA TUJUAN

JENIS BARANG	BERAT BERSIH (KG)		PERUB %	NILAI FOB (US \$)		PERUB %
	JAN-NOV 2007	JAN-NOV 2008		JAN-NOV 2007	JAN-NOV 2008	
(1)	(2)	(3)	(4)	(5)	(6)	(7)
GUADELOUPE	0	17.999	--	0	50.000	--
UNITED KINGDOM	280.611	507.783	80,96	758.378	1.129.614	48,95
NETHERLANDS	348.942	552.272	58,27	558.602	935.242	67,43
FRANCE	268.602	428.123	59,39	709.262	924.840	30,39
GERMANY, FED. REP. OF	86.342	152.795	76,96	497.371	761.333	53,07
AUSTRIA	6.820	7.166	5,07	36.172	43.897	21,36
BELGIUM	137.831	520.867	277,90	477.484	2.172.648	355,02
SWITZERLAND	6.085	7.773	27,74	31.843	41.854	31,44
DENMARK	14.475	42.791	195,62	41.568	74.548	79,34
NORWAY	1.696	6.645	291,80	5.488	14.696	167,78
SWEDEN	33.941	13.135	-61,30	182.598	141.274	-22,63
FINLAND	270	0	-100,00	458	0	-100,00
IRELAND	78	1.429	1.732,05	943	5.713	505,83
ITALY	304.460	304.071	-0,13	1.121.687	1.026.067	-8,52
SPAIN	99.068	119.892	21,02	626.601	289.477	-53,80
PORTUGAL	75.276	19.271	-74,40	241.421	24.366	-89,91
GREECE	7.913	42.165	432,86	25.402	117.723	363,44
DEMOCRATIC REPUBLIC OF THE CONGC	136.508	464.479	240,26	147.832	517.109	249,80
HUNGARY	7.637	8.523	11,60	20.423	21.023	2,94
POLAND	21.798	30.700	40,84	129.160	214.881	66,37
ROMANIA	790	1.896	140,00	461	3.722	707,38
BULGARIA	0	97	--	0	493	--
YUGOSLAVIA	25.014	24	-99,90	37.397	514	-98,63
KAZAKHSTAN	10	0	-100,00	288	0	-100,00
UKRAINE	56.225	265.984	373,07	76.396	320.051	318,94
LITHUANIA	44.428	96.460	117,12	294.743	163.627	-44,48
ESTONIA	73.250	37.286	-49,10	85.254	194.971	128,69
GEORGIA	0	387	--	0	339	--
CROATIA	205	79	-61,46	287	1.451	405,57
MALTA	18.384	63.114	243,31	63.402	139.258	119,64
SLOVENIA	40	750	1.775,00	393	6.304	1.504,07
CZECH REPUBLIC	14.956	18.948	26,69	82.111	151.041	83,95
RUSSIA FEDERATION	300.639	1.088.443	262,04	471.077	2.310.704	390,52
-BIJI BUNGA	50.490	62.554	23,89	1.992.986	2.373.709	19,10
SINGAPORE	324	315	-2,78	504.577	671.669	33,12
MALAYSIA	1.658	483	-70,87	3.715	195	-94,75
VIET NAM	1.206	0	-100,00	1.606	0	-100,00
INDIA	46.359	60.840	31,24	37.937	48.672	28,30
AUSTRALIA	329	0	-100,00	875	0	-100,00
UNITED KINGDOM	92	114	23,91	273.666	359.240	31,27
NETHERLANDS	373	445	19,30	1.046.310	1.161.292	10,99
FRANCE	120	336	180,00	24.232	32.659	34,78
DENMARK	20	21	5,00	95.919	99.982	4,24
ITALY	9	0	-100,00	4.149	0	-100,00
-BIJI KAPAS	20.007.998	895.648	-95,52	5.251.893	255.239	-95,14
JAPAN	385.000	535.000	38,96	59.295	146.350	146,82
KOREA, REPUBLIC OF	60.570	0	-100,00	15.171	0	-100,00
TAIWAN	470.730	347.848	-26,10	106.254	106.675	0,40
MALAYSIA	19.081.169	0	-100,00	5.065.368	0	-100,00
KUWAIT	0	12.800	--	0	2.214	--
NETHERLANDS	10.500	0	-100,00	5.775	0	-100,00
GERMANY, FED. REP. OF	29	0	-100,00	30	0	-100,00
-BIJI LAINNYA	59.271.770	120.559.685	103,40	25.768.438	23.200.154	-9,97
JAPAN	1.447.131	37.346.288	2.480,71	1.968.758	2.899.835	47,29
HONG KONG	1.086.114	1.689.571	55,56	1.127.326	2.121.330	88,17
KOREA, REPUBLIC OF	68.801	535.548	678,40	87.502	308.635	252,72
TAIWAN	496.970	254.413	-48,81	280.843	236.935	-15,63
CHINA	792.223	1.445.446	82,45	1.161.780	1.806.257	55,47
THAILAND	333.716	1.059.303	217,43	959.023	1.517.549	58,24
SINGAPORE	929.227	627.021	-32,52	754.570	736.412	-2,41
PHILIPPINES	410.014	294.758	-28,11	251.597	467.239	85,71
MALAYSIA	30.567.450	3.838.877	-87,44	11.205.238	4.414.801	-60,60
BRUNEI DARUSSALAM	16.709	30.413	82,02	27.929	77.500	177,49
VIET NAM	933.204	538.847	-42,26	893.327	894.075	0,08
INDIA	2.343.218	3.528.187	50,57	1.878.428	3.379.759	79,92
PAKISTAN	10.774	41.957	289,43	17.357	56.122	223,34
SAUDI ARABIA	2.971	0	-100,00	900	0	-100,00
KUWAIT	45	0	-100,00	40	0	-100,00
JORDAN	1.618	1.466	-9,39	11.727	15.000	27,91
UNITED ARAB EMIRATES	2.122	7.055	232,47	4.674	34.051	628,52
CONGO	0	350	--	0	75.000	--
CAMEROON	371	1.933	421,02	60.500	495.225	718,55
NIGERIA	0	264	--	0	200	--
MAURITIUS	25.305	0	-100,00	11.702	0	-100,00
AUSTRALIA	44.696	74.188	65,98	151.800	143.363	-5,56
EAST TIMOR	0	4.724	--	0	62.341	--
UNITED STATES	43.566	54.124	24,23	244.249	97.529	-60,07
CANADA	478	0	-100,00	941	0	-100,00

TABEL 5. PERKEMBANGAN EKSPOR INDONESIA MENURUT KOMODITI DAN NEGARA TUJUAN

JENIS BARANG	BERAT BERSIH (KG)		PERUB %	NILAI FOB (US \$)		PERUB %
	JAN-NOV 2007	JAN-NOV 2008		JAN-NOV 2007	JAN-NOV 2008	
(1)	(2)	(3)	(4)	(5)	(6)	(7)
UNITED KINGDOM	7.217	0	-100,00	15.481	0	-100,00
NETHERLANDS	1.611.080	59.030	-96,34	833.418	126.433	-84,83
FRANCE	1.320	15.400	1.066,67	1.185	19.558	1.550,46
GERMANY, FED. REP. OF	3.847.051	7.033	-99,82	3.312.337	62.335	-98,12
BELGIUM	166	7.189	4.230,72	3.440	29.620	761,05
ITALY	14.234.964	69.096.300	385,40	378.155	3.123.050	725,87
SPAIN	13.249	0	-100,00	124.211	0	-100,00
BULU BEBEK	248.676	79.677	-67,96	254.678	89.899	-64,70
KOREA, REPUBLIC OF	487	550	12,94	12.270	5.665	-53,83
TAIWAN	246.806	77.500	-68,60	226.702	82.467	-63,62
SINGAPORE	0	1.124	--	0	1.414	--
MALAYSIA	87	0	-100,00	23	0	-100,00
VIET NAM	422	0	-100,00	10.921	0	-100,00
NEW ZEALAND	1	0	-100,00	22	0	-100,00
BRAZIL	28	252	800,00	50	173	246,00
FRENCH GUIANA	0	251	--	0	180	--
SPAIN	845	0	-100,00	4.690	0	-100,00
DAMAR DAN GETAH DAMAR	47.592.156	34.808.190	-26,86	34.426.134	29.076.473	-15,54
JAPAN	1.020.267	988.800	-3,08	737.031	810.939	10,03
KOREA, REPUBLIC OF	1.588.800	1.862.398	17,22	1.180.944	1.459.524	23,59
TAIWAN	2.186.399	3.130.552	43,18	1.555.215	2.592.715	66,71
CHINA	998.398	240.000	-75,96	701.665	198.624	-71,69
THAILAND	1.215.210	808.000	-33,51	923.006	696.730	-24,52
SINGAPORE	499	86.769	17.288,58	1.609	197.232	12.158,05
PHILIPPINES	288.000	268.800	-6,67	207.360	227.424	9,68
MALAYSIA	249.600	230.676	-7,58	177.696	196.260	10,45
MALDIVES	203	0	-100,00	556	0	-100,00
INDIA	11.902.933	7.943.192	-33,27	8.555.924	6.449.883	-24,62
PAKISTAN	4.588.798	2.534.400	-44,77	3.265.056	2.017.401	-38,21
BANGLADESH	1.158.900	595.200	-48,64	843.888	504.192	-40,25
SRI LANKA	0	19.200	--	0	18.048	--
IRAN (ISLAMIC REPUBLIC OF)	19.200	0	-100,00	13.440	0	-100,00
SAUDI ARABIA	18.000	0	-100,00	15.170	0	-100,00
JORDAN	0	67.200	--	0	72.254	--
SYRIA ARAB REPUBLIC	0	176.000	--	0	167.475	--
TURKEY	959.999	652.800	-32,00	699.588	555.840	-20,55
UNITED ARAB EMIRATES	0	37.249	--	0	35.528	--
MOROCCO	0	60.092	--	0	53.056	--
NIGERIA	0	19.200	--	0	13.440	--
SOUTH AFRICA	19.200	57.600	200,00	13.440	44.928	234,29
AUSTRALIA	15.000	48.000	220,00	16.477	66.779	305,29
NEW ZEALAND	0	38.400	--	0	31.680	--
UNITED STATES	633.600	24.000	-96,21	446.688	28.200	-93,69
CANADA	38.400	0	-100,00	27.918	0	-100,00
MEXICO	153.600	80.000	-47,92	109.056	80.000	-26,64
CHILE	38.400	0	-100,00	28.032	0	-100,00
VENEZUELA	0	19.200	--	0	16.608	--
ARGENTINA	38.400	0	-100,00	27.840	0	-100,00
COLOMBIA	384.000	326.400	-15,00	278.208	267.456	-3,86
ECUADOR	38.400	115.200	200,00	26.880	99.264	269,29
PERU	96.000	0	-100,00	67.584	0	-100,00
NETHERLANDS	3.955.199	4.780.796	20,87	2.842.080	4.056.864	42,74
FRANCE	2.764.799	3.094.395	11,92	1.962.816	2.641.342	34,57
GERMANY, FED. REP. OF	5.834.640	3.342.799	-42,71	4.207.894	2.959.105	-29,68
BELGIUM	2.112.000	192.000	-90,91	1.553.280	134.400	-91,35
FINLAND	134.400	364.800	171,43	94.080	280.320	197,96
ITALY	2.150.592	931.200	-56,70	1.699.392	813.312	-52,14
SPAIN	1.188.720	76.825	-93,54	851.185	54.720	-93,57
PORTUGAL	1.363.200	979.200	-28,17	964.704	727.968	-24,54
POLAND	16.000	482.447	2.915,29	19.200	397.906	1.972,43
ROMANIA	19.200	38.400	100,00	13.824	31.584	128,47
UKRAINE	115.200	0	-100,00	86.784	0	-100,00
LATVIA	0	19.200	--	0	13.536	--
RUSSIA FEDERATION	288.000	76.800	-73,33	210.624	63.936	-69,64
KOPAL DAN LAIN-LAIN	30.682.587	23.870.923	-22,20	22.042.018	21.373.119	-3,03
JAPAN	213.043	460.627	116,21	364.037	869.758	138,92
HONG KONG	1.598.290	3.678	-99,77	342.670	7.067	-97,94
KOREA, REPUBLIC OF	72.999	130.384	78,61	124.425	248.675	99,86
TAIWAN	622.015	331.347	-46,73	567.551	434.590	-23,43
CHINA	588.009	494.599	-15,89	908.037	864.331	-4,81
THAILAND	247.369	117.687	-52,42	400.121	287.071	-28,25
SINGAPORE	2.544.361	1.833.137	-27,95	3.397.659	3.252.731	-4,27
PHILIPPINES	60.000	174.330	190,55	35.601	199.073	459,18
MALAYSIA	549.976	362.074	-34,17	610.372	595.510	-2,43
NEPAL	0	50.000	--	0	69.700	--
VIET NAM	124.588	196.003	57,32	249.749	450.072	80,21
MALDIVES	30	0	-100,00	9.929	0	-100,00
INDIA	13.567.884	10.595.615	-21,91	7.614.740	5.824.252	-23,51

TABEL 5. PERKEMBANGAN EKSPOR INDONESIA MENURUT KOMODITI DAN NEGARA TUJUAN

JENIS BARANG	BERAT BERSIH (KG)		PERUB %	NILAI FOB (US \$)		PERUB %
	JAN-NOV 2007	JAN-NOV 2008		JAN-NOV 2007	JAN-NOV 2008	
(1)	(2)	(3)	(4)	(5)	(6)	(7)
PAKISTAN	1.234.037	823.248	-33,29	784.004	536.275	-31,60
BANGLADESH	3.162.580	2.879.374	-8,95	1.025.536	991.990	-3,27
SRI LANKA	617.250	523.548	-15,18	217.747	181.807	-16,51
IRAN (ISLAMIC REPUBLIC OF)	19.200	0	-100,00	14.976	0	-100,00
SAUDI ARABIA	437.049	644.191	47,40	190.044	464.057	144,18
ISRAEL	0	106	--	0	385	--
JORDAN	0	2.264	--	0	2.479	--
YEMEN	32.065	98.651	207,66	10.839	97.705	801,42
OMAN	0	2.243	--	0	1.740	--
SYRIA ARAB REPUBLIC	48.000	87.000	81,25	28.960	61.821	113,47
TURKEY	114.150	38.400	-66,36	87.445	31.488	-63,99
UNITED ARAB EMIRATES	728.438	1.065.385	46,26	448.885	899.972	100,49
EGYPT	76.405	319.241	317,83	126.701	691.416	445,71
LIBYAN ARAB JAMAHIRIYA	0	73.959	--	0	106.619	--
TUNISIA	76.890	73.940	-3,84	51.017	64.956	27,32
SUDAN	20.000	61.615	208,08	7.850	63.090	703,69
SOMALIA	0	18.990	--	0	9.495	--
CAMEROON	20.000	0	-100,00	7.300	0	-100,00
NIGER	0	21.000	--	0	14.910	--
SOUTH AFRICA	55.872	19.200	-65,64	46.925	17.088	-63,58
MAURITIUS	0	142	--	0	163	--
AUSTRALIA	33	21.689	65.624,24	84	24.107	28.598,81
NEW ZEALAND	77	615	698,70	1.623	2.885	77,76
PALAU	14	0	-100,00	75	0	-100,00
FIJI	106	0	-100,00	617	0	-100,00
UNITED STATES	95.553	122.346	28,04	107.311	264.023	146,04
CANADA	68	0	-100,00	1.385	0	-100,00
MEXICO	100.000	1.043	-98,96	78.000	3.609	-95,37
SURINAME	0	2.937	--	0	12.750	--
CHILE	19.200	17	-99,91	14.016	70	-99,50
ARGENTINA	0	2.029	--	0	1.021	--
BRAZIL	2.000	1.181	-40,95	15.000	8.408	-43,95
COLOMBIA	57.600	0	-100,00	44.928	0	-100,00
ECUADOR	19.200	0	-100,00	14.400	0	-100,00
PERU	38.400	0	-100,00	28.032	0	-100,00
COSTA RICA	0	740	--	0	871	--
FRENCH POLYNESIA	0	353	--	0	431	--
GADELOUPE	0	405	--	0	298	--
UNITED KINGDOM	82.999	57.361	-30,89	250.281	207.233	-17,20
NETHERLANDS	34.283	23.392	-31,77	29.182	119.519	309,56
FRANCE	517.910	177.711	-65,69	636.739	562.790	-11,61
GERMANY, FED. REP. OF	1.491.050	1.494.099	0,20	1.159.673	1.270.986	9,60
AUSTRIA	3	0	-100,00	29	0	-100,00
BELGIUM	82.000	66.305	-19,14	141.500	194.677	37,58
SWITZERLAND	83	0	-100,00	750	0	-100,00
DENMARK	70	0	-100,00	1.952	0	-100,00
IRELAND	10	0	-100,00	42	0	-100,00
ITALY	651.402	337.383	-48,21	1.352.133	1.311.720	-2,99
SPAIN	0	3.668	--	0	5.423	--
PORTUGAL	31	0	-100,00	588	0	-100,00
GREECE	51	0	-100,00	682	0	-100,00
POLAND	563.944	15.716	-97,21	418.836	10.266	-97,55
BULGARIA	0	1.555	--	0	1.986	--
UKRAINE	38.400	0	-100,00	28.032	0	-100,00
RUSSIA FEDERATION	57.600	38.400	-33,33	43.008	29.760	-30,80
SAYUR-SAYURAN	104.047.464	100.502.949	-3,41	36.728.938	42.658.219	16,14
JAPAN	3.302.208	2.929.355	-11,29	3.637.235	3.703.083	1,81
HONG KONG	979.296	417.426	-57,37	424.741	216.688	-48,98
KOREA, REPUBLIC OF	96.200	40.075	-58,34	356.073	109.866	-69,15
TAIWAN	30.742.603	17.536.608	-42,96	6.401.171	5.482.195	-14,36
CHINA	47.808	764.716	1.499,56	7.995	158.587	1.883,58
THAILAND	3.792.136	7.928.326	109,07	846.571	2.707.918	219,87
SINGAPORE	19.989.526	21.580.082	7,96	7.348.745	9.677.760	31,69
PHILIPPINES	15.063.620	18.108.005	20,21	5.506.864	5.818.382	5,66
MALAYSIA	26.564.715	25.271.590	-4,87	8.989.253	9.322.415	3,71
CAMBODIA	0	4.500	--	0	9.000	--
BRUNEI DARUSSALAM	94.429	50.309	-46,72	161.870	130.834	-19,17
VIET NAM	704.898	3.426.890	386,15	225.742	2.043.552	805,26
INDIA	512.525	643.330	25,52	362.898	370.692	2,15
PAKISTAN	0	20.000	--	0	6.290	--
SRI LANKA	403	0	-100,00	1.457	0	-100,00
SAUDI ARABIA	234.910	155.726	-33,71	257.789	138.725	-46,19
KUWAIT	13.137	14.232	8,34	18.917	21.155	11,83
LEBANON	95	0	-100,00	200	0	-100,00
OMAN	0	750	--	0	450	--
UNITED ARAB EMIRATES	741.974	80.529	-89,15	309.757	117.282	-62,14
QATAR	55.234	30.346	-45,06	81.674	48.446	-40,68
BAHRAIN	13.787	14.520	5,32	20.425	22.268	9,02
SUDAN	15.445	0	-100,00	6.178	0	-100,00
NIGERIA	5.420	821	-84,85	1.250	156	-87,52

TABEL 5. PERKEMBANGAN EKSPOR INDONESIA MENURUT KOMODITI DAN NEGARA TUJUAN

JENIS BARANG	BERAT BERSIH (KG)		PERUB	NILAI FOB (US \$)		PERUB
	JAN-NOV 2007	JAN-NOV 2008	%	JAN-NOV 2007	JAN-NOV 2008	%
(1)	(2)	(3)	(4)	(5)	(6)	(7)
BENIN	3.284	0	-100,00	1.000	0	-100,00
AUSTRALIA	23.503	22.869	-2,70	30.282	22.663	-25,16
EAST TIMOR	0	96.538	--	0	96.701	--
UNITED STATES	828.453	1.246.518	50,46	1.214.297	1.914.890	57,70
CANADA	73.726	20.011	-72,86	82.133	25.089	-69,45
UNITED KINGDOM	18.899	108	-99,43	39.532	45	-99,89
NETHERLANDS	39.208	33.210	-15,30	72.969	398.579	446,23
FRANCE	1.771	46	-97,40	3.105	2.364	-23,86
GERMANY, FED. REP. OF	1	0	-100,00	20	0	-100,00
BELGIUM	64.796	7.215	-88,87	303.150	48.961	-83,85
DENMARK	50	0	-100,00	50	0	-100,00
SWEDEN	17.399	34.798	100,00	10.990	23.130	110,46
SLOVENIA	6.005	0	-100,00	4.605	0	-100,00
RUSSIA FEDERATION	0	23.500	--	0	20.053	--
BUAH-BUAHAN	186.367.796	194.050.412	4,12	101.628.692	114.412.116	12,58
JAPAN	607.139	113.801	-81,26	590.982	173.308	-70,67
HONG KONG	3.244.359	2.993.686	-7,73	1.794.760	1.986.936	10,71
KOREA, REPUBLIC OF	465.396	127.143	-72,68	318.669	181.653	-43,00
TAIWAN	113.658	181.679	59,85	121.286	146.605	20,88
CHINA	5.327.250	5.624.496	5,58	2.462.435	2.821.924	14,60
PAPUA NEW GUINEA	0	57	--	0	190	--
THAILAND	0	434.240	--	0	259.590	--
SINGAPORE	9.048.347	17.780.892	96,51	5.298.771	10.195.120	92,41
PHILIPPINES	34.000	0	-100,00	9.084	0	-100,00
MALAYSIA	8.244.134	6.417.917	-22,15	2.821.200	2.052.563	-27,25
BRUNEI DARUSSALAM	28.997	54.952	89,51	69.189	149.170	115,60
NEPAL	14.122.439	13.523.908	-4,24	5.743.579	6.432.876	12,00
VIET NAM	5.298.901	3.553.975	-32,93	4.750.687	2.828.528	-40,46
MALDIVES	0	27.600	--	0	34.622	--
INDIA	59.132.996	62.328.725	5,40	30.590.690	36.095.382	17,99
PAKISTAN	57.840.121	59.966.179	3,68	35.806.887	38.465.240	7,42
BANGLADESH	18.578.457	16.057.108	-13,57	8.550.785	9.671.993	13,11
IRAN (ISLAMIC REPUBLIC OF)	1.683.010	1.372.490	-18,45	585.746	647.210	10,49
SAUDI ARABIA	686.587	942.646	37,29	374.576	544.689	45,41
KUWAIT	211.041	76.960	-63,53	141.701	97.229	-31,38
OMAN	0	47.066	--	0	28.243	--
SYRIA ARAB REPUBLIC	27.000	0	-100,00	14.420	0	-100,00
UNITED ARAB EMIRATES	1.261.951	1.884.945	49,37	750.482	1.038.859	38,43
QATAR	51.879	100.410	93,55	37.451	66.336	77,13
BAHRAIN	71.135	79.989	12,45	41.627	45.902	10,27
EGYPT	0	55.770	--	0	23.595	--
SUDAN	2.328	0	-100,00	4.903	0	-100,00
SOUTH AFRICA	16.422	0	-100,00	17.078	0	-100,00
AUSTRALIA	1.447	22.897	1.482,38	3.670	22.171	504,11
EAST TIMOR	0	22.530	--	0	25.158	--
UNITED STATES	41.041	35.231	-14,16	392.493	39.129	-90,03
CANADA	8	12.835	160,337,50	8	2.472	30,800,00
SURINAME	87	0	-100,00	721	0	-100,00
UNITED KINGDOM	0	2.275	--	0	1.238	--
NETHERLANDS	170.308	113.443	-33,39	276.230	198.074	-28,29
FRANCE	38.805	49.126	26,60	48.950	86.504	76,72
GERMANY, FED. REP. OF	11.032	1.026	-90,70	5.516	2.807	-49,11
AUSTRIA	28	0	-100,00	21	0	-100,00
BELGIUM	440	0	-100,00	440	0	-100,00
SWITZERLAND	3.053	9.630	215,43	2.335	3.370	44,33
ITALY	0	2.420	--	0	1.970	--
SPAIN	4.000	440	-89,00	1.320	440	-66,67
HUNGARY	0	11.500	--	0	10.120	--
RUSSIA FEDERATION	0	20.425	--	0	30.900	--
KULIT KERANG DAN LAIN-LAIN	6.630.870	6.560.981	-1,05	2.365.163	2.308.339	-2,40
JAPAN	407.085	460.595	13,14	195.514	197.299	0,91
HONG KONG	163.658	54.225	-66,87	47.268	20.324	-57,00
KOREA, REPUBLIC OF	140.011	44.429	-68,27	127.963	57.092	-55,38
TAIWAN	9.000	549	-93,90	2.700	1.202	-55,48
CHINA	5.121.187	5.428.080	5,99	1.243.042	1.488.641	19,76
THAILAND	71.124	39.231	-44,84	101.120	94.607	-6,44
SINGAPORE	11.265	2.515	-77,67	100.246	24.456	-75,60
PHILIPPINES	25.007	0	-100,00	6.065	0	-100,00
MALAYSIA	29.560	726	-97,54	42.339	272	-99,36
VIET NAM	440.059	363.465	-17,41	196.442	253.251	28,92
INDIA	26.809	46.538	73,59	7.675	8.894	15,88
MADAGASCAR	0	3.669	--	0	2.879	--
AUSTRALIA	1.264	13.140	939,56	892	5.898	561,21
VANUATU	538	0	-100,00	717	0	-100,00
UNITED STATES	41.635	10.666	-74,38	41.341	11.389	-72,45
CANADA	0	2.971	--	0	430	--
MEXICO	0	126	--	0	390	--
BRAZIL	92	0	-100,00	177	0	-100,00
FRENCH POLYNESIA	971	0	-100,00	878	0	-100,00

TABEL 5. PERKEMBANGAN EKSPOR INDONESIA MENURUT KOMODITI DAN NEGARA TUJUAN

JENIS BARANG	BERAT BERSIH (KG)		PERUB	NILAI FOB (US \$)		PERUB
	JAN-NOV 2007	JAN-NOV 2008	%	JAN-NOV 2007	JAN-NOV 2008	%
(1)	(2)	(3)	(4)	(5)	(6)	(7)
UNITED KINGDOM	12.041	0	-100,00	12.469	0	-100,00
NETHERLANDS	311	25.000	7.938,59	132	8.500	6.339,39
GERMANY, FED. REP. OF	17.922	8.500	-52,57	9.500	4.250	-55,26
ITALY	110.968	55.452	-50,03	228.180	120.873	-47,03
SPAIN	363	1.104	204,13	503	7.692	1.429,22
TANAMAN OBAT	9.912.024	6.797.538	-31,42	8.396.730	7.992.557	-4,81
JAPAN	76.471	100.037	30,82	287.663	258.685	-10,07
HONG KONG	701.157	171.287	-75,57	191.380	131.658	-31,21
KOREA, REPUBLIC OF	94.315	73.571	-21,99	109.641	140.515	28,16
TAIWAN	3.314.726	1.857.713	-43,96	1.721.157	832.464	-51,63
CHINA	133.390	387.614	190,59	104.586	144.834	38,48
THAILAND	20.368	0	-100,00	7.568	0	-100,00
SINGAPORE	2.114.115	1.585.750	-24,99	2.105.562	1.763.563	-16,24
MALAYSIA	132.083	585.068	342,95	84.693	278.863	229,26
VIET NAM	130.145	90.035	-30,82	46.835	46.488	-0,74
MALDIVES	0	202	--	0	5.006	--
INDIA	339.284	414.380	22,13	543.183	561.195	3,32
PAKISTAN	26.000	550	-97,88	10.400	194	-98,13
SAUDI ARABIA	1.060.660	453.316	-57,26	1.454.347	1.417.011	-2,57
KUWAIT	8.539	2.957	-65,37	12.168	39.872	227,68
JORDAN	0	1.297	--	0	1.978	--
YEMEN	500	0	-100,00	1.250	0	-100,00
OMAN	0	13.421	--	0	10.410	--
TURKEY	0	1.105	--	0	3.166	--
UNITED ARAB EMIRATES	935.328	396.244	-57,64	371.313	408.724	10,08
QATAR	0	4.657	--	0	13.563	--
BAHRAIN	0	99	--	0	5.000	--
EGYPT	38.649	296	-99,23	29.084	1.133	-96,10
LIBYAN ARAB JAMAHIRIYA	0	97.700	--	0	48.470	--
MOROCCO	7.807	4.072	-47,84	18.685	12.773	-31,64
SUDAN	127.150	209.550	64,81	33.996	65.539	92,78
GHANA	16.240	0	-100,00	16.240	0	-100,00
CAMEROON	126.000	0	-100,00	131.700	0	-100,00
NIGERIA	67.240	17.000	-74,72	12.823	3.400	-73,49
BENIN	34.000	0	-100,00	6.800	0	-100,00
NIGER	72.000	0	-100,00	14.400	0	-100,00
CHAD	72.000	0	-100,00	18.100	0	-100,00
MAURITIUS	0	220	--	0	1.100	--
AUSTRALIA	0	1.833	--	0	8.680	--
NEW ZEALAND	0	300	--	0	125	--
UNITED STATES	3.851	4.094	6,31	15.702	9.761	-37,84
CANADA	841	2.480	194,89	3.122	4.960	58,87
SURINAME	374	0	-100,00	7.749	0	-100,00
COLOMBIA	0	66	--	0	780	--
DOMINICAN REPUBLIC	0	140	--	0	98	--
UNITED KINGDOM	2.279	3.636	59,54	10.062	13.346	32,64
NETHERLANDS	4.801	3.657	-23,83	43.851	35.813	-18,33
FRANCE	14.650	17.324	18,25	379.564	889.835	134,44
GERMANY, FED. REP. OF	92.276	201.342	118,20	180.539	470.141	160,41
BELGIUM	4.891	60	-98,77	1.169	277	-76,30
SWITZERLAND	0	100	--	0	350	--
ITALY	29.566	14.245	-51,82	46.232	27.913	-39,62
SPAIN	7.000	0	-100,00	15.629	0	-100,00
GREECE	74	0	-100,00	1.186	0	-100,00
YUGOSLAVIA	0	36	--	0	298	--
UKRAINE	5.000	0	-100,00	9.250	0	-100,00
LATVIA	26.112	7.270	-72,16	43.367	22.514	-48,08
RUSSIA FEDERATION	72.142	72.814	0,93	305.734	312.062	2,07
-GANGGANG LAUT	85.436.430	89.827.407	5,14	50.886.964	100.092.071	96,69
JAPAN	559.702	381.648	-31,81	3.591.037	2.876.100	-19,91
HONG KONG	18.364.463	6.638.256	-63,85	6.623.202	1.926.234	-70,92
KOREA, REPUBLIC OF	5.132.128	4.953.758	-3,48	3.195.248	6.643.780	107,93
TAIWAN	575.904	363.919	-36,81	163.536	100.319	-38,66
CHINA	21.313.620	38.414.930	80,24	10.245.577	31.836.023	210,73
THAILAND	396.950	277.671	-30,05	340.133	434.724	27,81
SINGAPORE	105.881	44.593	-57,88	1.556.905	1.770.322	13,71
PHILIPPINES	9.993.003	16.513.125	65,25	6.418.367	26.011.489	305,27
MALAYSIA	956.222	1.134.807	18,68	1.334.650	1.665.288	24,77
VIET NAM	9.309.131	7.310.532	-21,47	2.946.982	3.013.138	2,24
TURKEY	10.000	10.000	0,00	5.000	8.000	60,00
UNITED ARAB EMIRATES	7	0	-100,00	17	0	-100,00
MOROCCO	474.006	98.000	-79,33	196.360	53.680	-72,66
TUNISIA	409.998	139.999	-65,85	202.500	155.500	-23,21
SOUTH AFRICA	10.000	5.000	-50,00	42.000	57.500	36,90
AUSTRALIA	321.000	213.681	-33,43	615.780	560.983	-8,90
UNITED STATES	2.327.707	1.346.435	-42,16	2.678.039	2.203.938	-17,70
CANADA	84.000	120.000	42,86	70.800	48.000	-32,20
MEXICO	100.000	120.000	20,00	50.000	78.000	56,00
PANAMA	28.000	0	-100,00	14.000	0	-100,00

TABEL 5. PERKEMBANGAN EKSPOR INDONESIA MENURUT KOMODITI DAN NEGARA TUJUAN

JENIS BARANG	BERAT BERSIH (KG)		PERUB %	NILAI FOB (US \$)		PERUB %
	JAN-NOV 2007	JAN-NOV 2008		JAN-NOV 2007	JAN-NOV 2008	
(1)	(2)	(3)	(4)	(5)	(6)	(7)
CHILE	3.333.999	2.019.850	-39,42	2.060.055	4.645.952	125,53
VENEZUELA	56.000	40.000	-28,57	28.000	32.000	14,29
ARGENTINA	738.800	596.800	-19,22	442.960	394.900	-10,85
BRAZIL	1.400.000	1.000.000	-28,57	700.000	919.125	31,30
TRINIDAD AND TOBAGO	9.050	0	-100,00	7.083	0	-100,00
DOMINICAN REPUBLIC	20.000	20.000	0,00	10.000	10.000	0,00
UNITED KINGDOM	589.500	956.100	62,19	1.777.617	5.508.206	209,86
NETHERLANDS	389	873	124,42	892	1.894	112,33
FRANCE	1.959.139	2.820.000	43,94	1.044.543	2.695.541	158,06
GERMANY, FED. REP. OF	373.401	472.006	26,41	812.822	1.741.195	114,22
BELGIUM	284.800	523.400	83,78	465.680	2.269.080	387,26
DENMARK	1.909.509	1.826.380	-4,35	741.312	621.388	-16,18
ITALY	20.000	48.000	140,00	74.319	271.198	264,91
SPAIN	4.062.961	1.249.254	-69,25	2.055.297	631.482	-69,28
PORTUGAL	60.000	0	-100,00	24.000	0	-100,00
POLAND	21.000	42.000	100,00	75.600	367.500	386,11
LITHUANIA	84.000	84.000	0,00	117.600	317.100	169,64
RUSSIA FEDERATION	42.160	42.390	0,55	159.051	222.492	39,89
-LAINNYA	3.719.813	20.819.247	459,69	2.650.870	2.239.922	-15,50
JAPAN	30.688	19.780	-35,54	108.462	51.467	-52,55
HONG KONG	1.204	59.553	4.846,26	9.982	25.607	156,53
KOREA, REPUBLIC OF	46.136	93.819	103,35	37.264	27.375	-26,54
TAIWAN	2.032.317	2.287.602	12,56	1.078.901	1.225.939	13,63
CHINA	789.356	242.200	-69,32	61.866	56.449	-8,76
THAILAND	0	17.545.921	--	0	338.566	--
SINGAPORE	424.351	27.520	-93,51	762.298	84.865	-88,87
MALAYSIA	118.619	253.307	113,55	55.603	143.278	157,68
BRUNEI DARUSSALAM	115	0	-100,00	38	0	-100,00
VIET NAM	23.580	0	-100,00	14.127	0	-100,00
MALDIVES	0	3.999	--	0	738	--
INDIA	12.500	12	-99,90	600	15	-97,50
IRAN (ISLAMIC REPUBLIC OF)	9.735	0	-100,00	15.676	0	-100,00
SAUDI ARABIA	1.202	25.495	2.021,05	1.894	17.218	809,08
KUWAIT	49	403	722,45	84	3.350	3.888,10
OMAN	127	0	-100,00	38	0	-100,00
UNITED ARAB EMIRATES	450	232	-48,44	400	5.907	1.376,75
QATAR	0	1.400	--	0	1.200	--
BAHRAIN	0	15.037	--	0	5.318	--
CYPRUS	0	135	--	0	496	--
EGYPT	0	1.594	--	0	2.136	--
REUNION	128	4.846	3.685,94	316	6.613	1.992,72
SEYCHELLES	0	338	--	0	300	--
SOUTH AFRICA	25	675	2.600,00	629	411	-34,66
MAURITIUS	0	6.037	--	0	8.332	--
AUSTRALIA	67.698	24.513	-63,79	110.689	15.611	-85,90
NEW ZEALAND	236	0	-100,00	247	0	-100,00
NEW CALEDONIA	0	643	--	0	465	--
FIJI	253	0	-100,00	2.241	0	-100,00
UNITED STATES	61.378	34.011	-44,59	180.653	51.562	-71,46
CANADA	2.976	2.024	-31,99	9.467	3.512	-62,90
MEXICO	603	0	-100,00	3.329	0	-100,00
NICARAGUA	0	861	--	0	1.332	--
CHILE	0	1	--	0	1	--
VENEZUELA	699	0	-100,00	7.566	0	-100,00
ARGENTINA	19	0	-100,00	24	0	-100,00
BRAZIL	0	8.109	--	0	31.723	--
BAHAMAS	0	106	--	0	77	--
JAMAICA	0	820	--	0	1.636	--
PUERTO RICO	0	1.910	--	0	4.763	--
COSTA RICA	0	144	--	0	610	--
FRENCH GUIANA	0	29	--	0	129	--
FRENCH POLYNESIA	0	266	--	0	265	--
SAINT LUCIA	0	268	--	0	1.185	--
GUADELOUPE	0	584	--	0	700	--
UNITED KINGDOM	11.473	1.117	-90,26	40.140	3.426	-91,46
NETHERLANDS	29.810	1.932	-93,52	69.892	10.159	-85,46
FRANCE	307	25.049	8.059,28	974	20.558	2.010,68
GERMANY, FED. REP. OF	16.719	40.521	142,36	19.543	26.851	37,39
BELGIUM	7.853	2.657	-66,17	11.854	3.442	-70,96
SWITZERLAND	22	0	-100,00	56	0	-100,00
DENMARK	0	59	--	0	53	--
NORWAY	0	895	--	0	1.395	--
SWEDEN	0	1.886	--	0	993	--
FINLAND	0	1.604	--	0	2.395	--
IRELAND	7.520	0	-100,00	4.700	0	-100,00
ITALY	6.635	13.325	100,83	17.995	16.097	-10,55
SPAIN	4.146	9.042	118,09	16.837	11.580	-31,22
ICELAND	17	0	-100,00	20	0	-100,00
GREECE	414	10.292	2.385,99	530	7.674	1.347,92
ANDORRA	0	69	--	0	32	--

TABEL 5. PERKEMBANGAN EKSPOR INDONESIA MENURUT KOMODITI DAN NEGARA TUJUAN

JENIS BARANG	BERAT BERSIH (KG)		PERUB %	NILAI FOB (US \$)		PERUB %
	JAN-NOV 2007	JAN-NOV 2008		JAN-NOV 2007	JAN-NOV 2008	
(1)	(2)	(3)	(4)	(5)	(6)	(7)
HUNGARY	9.800	6.300	-35,71	4.594	5.100	11,01
POLAND	0	561	--	0	1.188	--
ROMANIA	653	0	-100,00	1.341	0	-100,00
YUGOSLAVIA	0	233	--	0	353	--
CROATIA	0	38.152	--	0	7.169	--
RUSSIA FEDERATION	0	1.359	--	0	2.306	--
-MUTIARA	12.595	1.442	-88,55	9.404.062	12.866.485	36,82
JAPAN	702	593	-15,53	6.114.984	6.040.438	-1,22
HONG KONG	20	26	30,00	126.042	310.332	146,21
KOREA, REPUBLIC OF	0	1	--	0	20.006	--
THAILAND	11.230	149	-98,67	26.546	404	-98,48
SINGAPORE	34	0	-100,00	163.768	0	-100,00
MALAYSIA	0	2	--	0	63.319	--
VIET NAM	0	1	--	0	1.096	--
INDIA	8	2	-75,00	11.824	9.326	-21,13
AUSTRALIA	599	662	10,52	2.960.803	6.410.392	116,51
CANADA	0	6	--	0	11.172	--
CAYMAN ISLANDS	1	0	-100,00	80	0	-100,00
SPAIN	1	0	-100,00	15	0	-100,00
-LAINNYA	346.707.465	268.324.708	-22,61	136.043.142	150.445.022	10,59
JAPAN	25.203.126	17.517.440	-30,49	12.269.157	13.408.065	9,28
HONG KONG	2.348.749	607.888	-74,12	2.062.643	661.246	-67,94
KOREA, DEMOCRATIC PEOPLE'S REPUB	0	994	--	0	934	--
KOREA, REPUBLIC OF	15.555.936	20.446.265	31,44	4.055.631	7.368.862	81,69
TAIWAN	6.303.528	4.993.846	-20,78	2.266.115	2.097.958	-7,42
CHINA	61.005.533	37.816.217	-38,01	6.671.703	5.077.920	-23,89
MACAU	0	4.810	--	0	1.155	--
THAILAND	13.918.772	16.835.232	20,95	974.855	2.575.393	164,18
SINGAPORE	29.204.254	29.764.624	1,92	35.280.482	43.424.921	23,08
PHILIPPINES	36.345.094	17.923.165	-50,69	8.148.702	7.052.030	-13,46
MALAYSIA	106.757.735	69.791.873	-34,63	27.968.702	26.007.151	-7,01
MYANMAR (FORM. BURMA)	89.000	216.050	142,75	71.056	221.718	212,03
CAMBODIA	0	49.508	--	0	8.300	--
BRUNEI DARUSSALAM	12.263	16.247	32,49	12.553	57.331	356,71
LAO PEOPLE'S DEMOCRATIC REPUBLIC	0	35	--	0	200	--
NEPAL	0	7	--	0	100	--
VIET NAM	4.539.535	14.885.037	227,90	1.509.227	7.630.857	405,61
MALDIVES	11.089	13.594	22,59	8.027	4.130	-48,55
INDIA	4.095.106	1.940.866	-52,61	5.594.875	2.890.071	-48,34
PAKISTAN	19.369.218	18.524.982	-4,36	2.714.982	2.768.436	1,97
BANGLADESH	278.000	0	-100,00	236.340	0	-100,00
SRI LANKA	293.226	26.510	-90,96	428.382	40.722	-90,49
IRAQ	110.880	0	-100,00	38.376	0	-100,00
IRAN (ISLAMIC REPUBLIC OF)	80.000	221	-99,72	51.360	673	-98,69
SAUDI ARABIA	61.604	22.117	-64,10	62.984	93.568	48,56
ISRAEL	0	207.307	--	0	209.738	--
KUWAIT	124.356	183.088	47,23	300.666	41.889	-86,07
JORDAN	145	14.994	10.240,69	253	11.113	4.292,49
LEBANON	29.006	37.421	29,01	37.531	32.500	-13,40
YEMEN	328	15.000	4.473,17	1.990	14.705	638,94
OMAN	10.000	6.751	-32,49	5.350	6.738	25,94
TURKEY	9.552	176	-98,16	41.465	425	-98,98
UNITED ARAB EMIRATES	112.136	718.703	540,92	64.162	785.386	1.124,07
QATAR	0	32	--	0	331	--
BAHRAIN	16.574	11	-99,93	4.608	5	-99,89
CYPRUS	0	13	--	0	72	--
EGYPT	229.503	54.479	-76,26	146.167	110.578	-24,35
MOROCCO	7.590	46.271	509,63	9.546	65.181	582,81
TUNISIA	17.000	68.000	300,00	15.513	89.644	477,86
SUDAN	0	34.000	--	0	25.636	--
TANZANIA, UNITED REPUBLIC OF	72.000	36.000	-50,00	47.304	39.600	-16,29
REUNION	206	1.145	455,83	333	1.009	203,00
MOZAMBIQUE	36.000	58	-99,84	21.240	1.784	-91,60
TOGO	0	70.000	--	0	61.775	--
GHANA	38.000	0	-100,00	22.040	0	-100,00
LIBERIA	342.000	36.000	-89,47	274.822	22.772	-91,71
GUINEA	315.000	192.500	-38,89	192.150	191.100	-0,55
ANGOLA	0	24.011	--	0	14.914	--
NIGERIA	26.424	20.386	-22,85	75.675	36.541	-51,71
COTE D'IVOIRE	0	1.625	--	0	2.150	--
SENEGAL	13	0	-100,00	442	0	-100,00
GAMBIA	9.101	0	-100,00	26.892	0	-100,00
SOUTH AFRICA	334.945	113	-99,97	218.976	134	-99,94
MAURITIUS	19	2.264	11.815,79	85	2.068	2.332,94
AUSTRALIA	126.111	109.717	-13,00	734.866	890.693	21,20
NEW ZEALAND	17.924	19.643	9,59	13.907	27.886	100,52
PALAU	0	207	--	0	595	--
NEW CALEDONIA	251	77	-69,32	1.779	370	-79,20
NORTHERN MARIANA ISLANDS	1.680	0	-100,00	2.499	0	-100,00

TABEL 5. PERKEMBANGAN EKSPOR INDONESIA MENURUT KOMODITI DAN NEGARA TUJUAN

JENIS BARANG	BERAT BERSIH (KG)		PERUB %	NILAI FOB (US \$)		PERUB %
	JAN-NOV 2007	JAN-NOV 2008		JAN-NOV 2007	JAN-NOV 2008	
(1)	(2)	(3)	(4)	(5)	(6)	(7)
VANUATU	181	158	-12,71	182	169	-7,14
SAMOA	470	0	-100,00	948	0	-100,00
TONGA	0	37	--	0	28	--
EAST TIMOR	257.805	225.228	-12,64	167.214	272.860	63,18
UNITED STATES	11.805.067	3.209.169	-72,82	10.074.286	5.268.585	-47,70
CANADA	54.823	181.483	231,03	350.463	327.377	-6,59
MEXICO	7.743	558.941	7.118,66	5.671	610.824	10.671,01
GUATEMALA	0	54.000	--	0	61.290	--
NICARAGUA	17.999	630.000	3.400,19	15.999	729.418	4.459,15
SURINAME	58	0	-100,00	524	0	-100,00
VENEZUELA	19.000	504.000	2.552,63	13.017	587.664	4.414,59
ARGENTINA	6.013	40.238	569,18	8.867	49.417	457,31
BRAZIL	43.786	1.261.592	2.781,27	92.741	1.971.681	2.026,01
COLOMBIA	12.240	38.000	210,46	62.432	51.843	-16,96
URUGUAY	0	26.008	--	0	39.044	--
PERU	3.031	18.000	493,86	3.101	17.100	451,44
PUERTO RICO	0	38	--	0	129	--
DOMINICAN REPUBLIC	20	600.600	3.002.900,00	67	672.690	1.003.914,93
COSTA RICA	36.014	18.000	-50,02	26.402	20.341	-22,96
FRENCH POLYNESIA	12	82	583,33	44	276	527,27
GRENADA	1.000	0	-100,00	150	0	-100,00
MARTINIQUE	17.998	0	-100,00	12.438	0	-100,00
NETHERLANDS ANTILLES	0	2.550	--	0	9.494	--
UNITED KINGDOM	134.398	20.255	-84,93	570.661	219.267	-61,58
NETHERLANDS	929.002	1.650.315	77,64	1.660.501	2.825.706	70,17
FRANCE	215.716	94.888	-56,01	196.743	232.358	18,10
GERMANY, FED. REP. OF	417.902	192.397	-53,96	860.103	337.277	-60,79
AUSTRIA	376	338	-10,11	1.961	3.390	72,87
BELGIUM	35.645	44.278	24,22	75.175	77.324	2,86
SWITZERLAND	732	1.025	40,03	10.003	57.775	477,58
DENMARK	761.506	517.050	-32,10	4.236.707	5.089.766	20,13
NORWAY	0	1	--	0	1	--
SWEDEN	1.154	278	-75,91	2.757	1.021	-62,97
FINLAND	2.000	10	-99,50	28.309	1.248	-95,59
IRELAND	0	12.458	--	0	16.327	--
ITALY	315.922	142.674	-54,84	824.348	703.149	-14,70
SPAIN	180.300	146.436	-18,78	824.197	838.594	1,75
PORTUGAL	39.204	87.161	122,33	31.478	90.744	188,28
GREECE	3.330	30.874	827,15	13.433	34.311	155,42
HUNGARY	30	16.145	53.716,67	1.073	24.669	2.199,07
POLAND	887	376.513	42.347,91	2.096	424.529	20.154,25
BULGARIA	31.233	25.560	-18,16	17.817	26.547	49,00
UKRAINE	686	10.000	1.357,73	170.071	18.500	-89,12
LITHUANIA	2.492	3.499	40,41	12.220	54.225	343,74
LATVIA	28.821	15.999	-44,49	21.183	18.100	-14,55
ESTONIA	3.820.240	3.643.500	-4,63	2.464.775	3.844.453	55,98
CROATIA	108	0	-100,00	127	0	-100,00
SLOVENIA	37.499	625.400	1.567,78	25.364	702.442	2.669,44
CZECH REPUBLIC	1.969	630	-68,00	10.771	26.934	150,06
RUSSIA FEDERATION	4.541	1.380	-69,61	460.310	7.062	-98,47
-KAYU LAPIS	1.586.043.159	1.556.505.120	-1,86	1.384.996.915	1.431.570.070	3,36
JAPAN	627.372.328	519.360.810	-17,22	580.784.788	495.005.505	-14,77
HONG KONG	13.575.035	12.497.239	-7,94	10.301.493	9.248.774	-10,22
KOREA, REPUBLIC OF	100.317.719	92.703.366	-7,59	77.910.533	77.488.929	-0,54
TAIWAN	134.719.066	134.337.523	-0,28	79.071.383	86.810.452	9,79
CHINA	109.886.421	114.369.465	4,08	68.247.018	76.327.404	11,84
THAILAND	6.842.419	8.334.027	21,80	4.414.992	5.992.865	35,74
SINGAPORE	16.665.411	26.874.377	61,26	12.852.600	22.212.650	72,83
PHILIPPINES	303.050	222.994	-26,42	257.860	233.523	-9,44
MALAYSIA	22.657.945	24.532.230	8,27	16.812.057	16.871.026	0,35
CAMBODIA	0	17.500	--	0	30.748	--
BRUNEI DARUSSALAM	0	2.010	--	0	1.027	--
VIET NAM	2.166.840	3.477.771	60,50	1.414.795	2.278.245	61,03
MALDIVES	22.326	132.368	492,89	27.500	112.342	308,52
INDIA	1.089.495	6.675.601	512,72	815.897	6.142.255	652,82
PAKISTAN	11.574	1.644	-85,80	6.538	2.170	-66,81
BANGLADESH	0	75.000	--	0	30.700	--
SRI LANKA	0	35.594	--	0	10.902	--
IRAQ	0	73.440	--	0	66.478	--
IRAN (ISLAMIC REPUBLIC OF)	50.490	0	-100,00	59.047	0	-100,00
SAUDI ARABIA	61.493.571	97.154.993	57,99	51.323.927	86.001.018	67,57
KUWAIT	16.574.875	16.615.679	0,25	15.141.743	17.505.108	15,61
JORDAN	28.531.986	36.524.267	28,01	22.429.940	34.831.139	55,29
LEBANON	2.401.942	3.704.352	54,22	1.968.409	3.591.924	82,48
YEMEN	2.299.964	0	-100,00	1.595.955	0	-100,00
OMAN	6.128.790	8.240.435	34,45	5.740.500	7.980.006	39,01
SYRIA ARAB REPUBLIC	1.698.924	3.460.794	103,71	1.501.897	3.318.557	120,96
TURKEY	19.910.018	17.313.765	-13,04	14.140.461	17.107.260	20,98
UNITED ARAB EMIRATES	90.593.452	109.413.989	20,77	75.760.283	94.527.485	24,77
QATAR	16.498.402	12.464.003	-24,45	14.547.962	12.064.205	-17,07

TABEL 5. PERKEMBANGAN EKSPOR INDONESIA MENURUT KOMODITI DAN NEGARA TUJUAN

JENIS BARANG	BERAT BERSIH (KG)		PERUB %	NILAI FOB (US \$)		PERUB %
	JAN-NOV 2007	JAN-NOV 2008		JAN-NOV 2007	JAN-NOV 2008	
	(1)	(2)	(3)	(4)	(5)	(6)
BAHRAIN	4.279.610	2.998.604	-29,93	3.369.938	2.602.454	-22,77
CYPRUS	0	44.563	--	0	112.446	--
EGYPT	14.323.752	16.773.696	17,10	11.300.171	14.005.529	23,94
LIBYAN ARAB JAMAHIRIYA	157.233	5.671.471	3.507,05	225.700	5.100.978	2.160,07
MOROCCO	1.617.579	572.473	-64,61	1.541.981	494.168	-67,95
ALGERIA	23.365.924	18.972.230	-18,80	18.087.770	17.420.034	-3,69
REUNION	33.555	73.857	120,11	44.165	77.844	76,26
GHANA	0	99.360	--	0	122.410	--
ANGOLA	226.461	0	-100,00	163.309	0	-100,00
COTE D'IVOIRE	18.379	0	-100,00	14.598	0	-100,00
SOUTH AFRICA	978.094	1.000.941	2,34	1.034.704	1.045.338	1,03
MAURITIUS	46.519	40.075	-13,85	37.717	37.322	-1,05
AUSTRALIA	18.937.847	20.340.586	7,41	23.992.022	26.677.170	11,19
NEW ZEALAND	820.505	667.269	-18,68	910.886	771.172	-15,34
NEW CALEDONIA	25.968	36.912	42,14	21.696	33.794	55,76
EAST TIMOR	0	24.000	--	0	24.000	--
UNITED STATES	109.367.010	84.598.146	-22,65	105.045.495	82.764.656	-21,21
CANADA	3.884.792	3.101.994	-20,15	4.173.106	3.600.680	-13,72
MEXICO	5.028.164	7.244.629	44,08	4.479.766	6.712.973	49,85
NICARAGUA	181.120	34.410	-81,00	255.403	50.497	-80,23
BRAZIL	0	17.187	--	0	34.375	--
TRINIDAD AND TOBAGO	0	73.876	--	0	71.495	--
JAMAICA	100.807	24.939	-75,26	100.863	25.052	-75,16
PUERTO RICO	294.147	2.222.497	655,57	343.278	2.278.277	563,68
BELIZE	0	14.694	--	0	14.576	--
COSTA RICA	88.206	0	-100,00	236.140	0	-100,00
ANTIGUA AND BARBUDA	12.400	0	-100,00	15.128	0	-100,00
FRENCH POLYNESIA	75.212	27.903	-62,90	65.534	21.352	-67,42
MARTINIQUE	94	119	26,60	300	379	26,33
NETHERLANDS ANTILLES	0	19.031	--	0	18.527	--
TURKS AND CAICOS ISLANDS	0	273	--	0	681	--
SAINT KITTS AND NEVIS	0	859	--	0	1.278	--
UNITED KINGDOM	16.141.231	18.461.149	14,37	18.412.391	22.054.312	19,78
NETHERLANDS	18.653.412	19.111.954	2,46	27.202.347	27.577.212	1,38
FRANCE	3.796.156	4.266.915	12,40	4.347.266	5.374.489	23,63
GERMANY, FED. REP. OF	36.265.072	42.963.812	18,47	50.148.089	66.993.143	33,59
BELGIUM	27.950.577	40.816.911	46,03	27.975.462	41.624.943	48,79
LUXEMBOURG	10.368	0	-100,00	17.280	0	-100,00
GIBRALTAR	0	15.178	--	0	47.433	--
DENMARK	1.440.327	1.050.590	-27,06	1.677.782	1.788.183	6,58
NORWAY	302.082	652.964	116,15	403.063	825.725	104,86
SWEDEN	1.365.893	664.669	-51,34	1.348.159	719.391	-46,64
FINLAND	126.868	39.978	-68,49	196.586	96.999	-50,66
IRELAND	189.035	159.575	-15,58	248.745	287.587	15,62
ITALY	9.212.690	6.565.567	-28,73	12.691.839	9.846.018	-22,42
SPAIN	416.218	133.666	-67,89	487.189	224.988	-53,82
PORTUGAL	13.219	0	-100,00	25.584	0	-100,00
GREECE	539.660	1.210.831	124,37	866.836	2.431.959	180,56
POLAND	3.551.586	6.167.927	73,67	5.738.404	10.525.516	83,42
ROMANIA	160.346	136.268	-15,02	267.967	234.981	-12,31
BULGARIA	71.142	68.336	-3,94	144.540	180.448	24,84
AZERBAIJAN	0	119	--	0	770	--
TURKMENISTAN	0	114.240	--	0	51.630	--
UKRAINE	49.425	224.315	353,85	78.508	209.380	166,70
LATVIA	28.901	0	-100,00	46.121	0	-100,00
ESTONIA	0	83.150	--	0	77.235	--
GEORGIA	0	42.000	--	0	93.243	--
CROATIA	17.466	27.953	60,04	8.737	35.802	309,77
MALTA	41.212	70.086	70,06	49.498	89.552	80,92
SLOVAKIA	22.500	0	-100,00	23.517	0	-100,00
CZECH REPUBLIC	0	21.000	--	0	39.712	--
RUSSIA FEDERATION	2.352	124.137	5.177,93	3.757	227.265	5.949,11
-KAYU GERGAJIAN	146.284.349	48.036.512	-67,16	138.745.409	51.972.361	-62,54
JAPAN	35.840.976	10.425.053	-70,91	40.990.598	13.242.712	-67,69
HONG KONG	2.078.013	1.269.067	-38,93	1.111.043	1.022.082	-8,01
KOREA, REPUBLIC OF	17.861.544	6.098.697	-65,86	13.799.448	4.570.556	-66,88
TAIWAN	18.296.494	767.919	-95,80	10.559.417	642.629	-93,91
CHINA	17.682.987	6.398.687	-63,81	9.276.064	4.948.393	-46,65
THAILAND	75.543	23.173	-69,32	67.034	78.412	16,97
SINGAPORE	2.492.216	1.638.548	-34,25	1.766.648	1.035.985	-41,36
PHILIPPINES	4.108	0	-100,00	7.263	0	-100,00
MALAYSIA	4.462.303	6.987.764	56,60	2.862.387	4.395.459	53,56
BRUNEI DARUSSALAM	0	3.480	--	0	5.527	--
VIET NAM	4.999.214	2.213.648	-55,72	2.445.943	1.227.988	-49,79
INDIA	8.680	21.538	148,13	15.592	24.230	55,40
SRI LANKA	68.900	132.884	92,87	59.481	123.033	106,84
SAUDI ARABIA	2.094.788	0	-100,00	1.907.208	0	-100,00
KUWAIT	726.042	0	-100,00	642.179	0	-100,00
JORDAN	686.201	0	-100,00	675.810	0	-100,00
TURKEY	36.329	16.021	-55,90	57.293	19.371	-66,19

TABEL 5. PERKEMBANGAN EKSPOR INDONESIA MENURUT KOMODITI DAN NEGARA TUJUAN

JENIS BARANG	BERAT BERSIH (KG)		PERUB %	NILAI FOB (US \$)		PERUB %
	JAN-NOV 2007	JAN-NOV 2008		JAN-NOV 2007	JAN-NOV 2008	
	(1)	(2)	(3)	(4)	(5)	(6)
UNITED ARAB EMIRATES	81.448	73.282	-10,03	82.181	54.053	-34,23
QATAR	62.370	22.065	-64,62	51.648	31.902	-38,23
EGYPT	808.606	0	-100,00	733.879	0	-100,00
ALGERIA	152.531	0	-100,00	148.530	0	-100,00
REUNION	9.537	2.416	-74,67	13.003	18.112	39,29
SEYCHELLES	0	20.492	--	0	42.404	--
SOUTH AFRICA	1.378.466	317.553	-76,96	1.551.543	410.716	-73,53
MAURITIUS	19.703	22.785	15,64	12.214	47.254	286,88
AUSTRALIA	2.186.080	1.675.803	-23,34	2.793.176	2.787.265	-0,21
NEW ZEALAND	308.179	271.606	-11,87	171.335	132.014	-22,95
NEW CALEDONIA	9.370	1.473	-84,28	14.509	2.540	-82,49
UNITED STATES	6.878.953	2.450.042	-64,38	3.784.902	1.073.387	-71,64
CANADA	138.656	4.949	-96,43	122.171	5.941	-95,14
MEXICO	896	0	-100,00	861	0	-100,00
COLOMBIA	0	10.411	--	0	13.666	--
TRINIDAD AND TOBAGO	307.014	0	-100,00	131.172	0	-100,00
COSTA RICA	23.163	0	-100,00	64.221	0	-100,00
FRENCH POLYNESIA	1.475	14.408	876,81	2.823	11.813	318,46
MARTINIQUE	0	3.098	--	0	3.100	--
NETHERLANDS ANTILLES	6.251	176	-97,18	10.197	314	-96,92
TURKS AND CAICOS ISLANDS	19.646	3.202	-83,70	13.576	7.974	-41,26
UNITED KINGDOM	1.372.649	657.865	-52,07	2.916.850	1.462.816	-49,85
NETHERLANDS	9.269.252	4.682.401	-49,48	14.829.147	11.898.377	-19,76
FRANCE	1.017.634	263.927	-74,06	1.476.165	427.185	-71,06
GERMANY, FED. REP. OF	8.438.783	325.736	-96,14	14.048.558	447.314	-96,82
AUSTRIA	17.312	13.671	-21,03	16.591	12.577	-24,19
BELGIUM	964.551	211.101	-78,11	1.413.594	300.272	-78,76
SWITZERLAND	0	944	--	0	2.405	--
DENMARK	202.415	2.729	-98,65	338.406	6.294	-98,14
NORWAY	15.439	11.867	-23,14	28.559	13.275	-53,52
SWEDEN	81.376	0	-100,00	108.973	0	-100,00
FINLAND	143.750	170.575	18,66	163.060	174.432	6,97
IRELAND	45.468	3.962	-91,29	66.278	10.918	-83,53
ITALY	2.503.821	198.401	-92,08	4.255.209	436.185	-89,75
SPAIN	356.201	42.210	-88,15	463.408	45.863	-90,10
PORTUGAL	0	29.194	--	0	20.197	--
GREECE	151.373	0	-100,00	273.951	0	-100,00
POLAND	1.740.588	400.497	-76,99	2.217.368	576.499	-74,00
ROMANIA	32.824	509	-98,45	53.851	890	-98,35
YUGOSLAVIA	0	172	--	0	341	--
AZERBAIJAN	2.190	0	-100,00	3.113	0	-100,00
UKRAINE	20.000	0	-100,00	38.997	0	-100,00
LITHUANIA	0	38.970	--	0	60.183	--
ESTONIA	5.924	5.500	-7,16	5.425	32.506	499,19
CROATIA	0	37.628	--	0	30.382	--
SLOVENIA	80.063	29.147	-63,59	72.552	25.899	-64,30
RUSSIA FEDERATION	16.054	19.266	20,01	10.005	8.719	-12,85
-KAYU OLAHAN LAIN	1.571.783.919	978.209.863	-37,76	1.302.380.422	1.145.884.204	-12,02
JAPAN	152.783.337	108.939.314	-28,70	138.488.110	124.639.970	-10,00
HONG KONG	18.425.532	15.669.828	-14,96	17.020.980	16.463.484	-3,28
KOREA, DEMOCRATIC PEOPLE'S REPUBU	3.025	18.855	523,31	542	29.489	5.340,77
KOREA, REPUBLIC OF	108.828.391	71.820.196	-34,01	61.599.265	57.362.075	-6,88
TAIWAN	74.520.286	51.523.279	-30,86	29.925.932	24.037.926	-19,68
CHINA	425.036.299	116.216.051	-72,66	89.733.069	63.870.155	-28,82
MONGOLIA	0	250	--	0	4.578	--
MACAU	37.531	789	-97,90	52.267	1.541	-97,05
PAPUA NEW GUINEA	7.007	1.843	-73,70	17.627	2.136	-87,88
THAILAND	2.002.599	1.006.578	-49,74	1.618.065	1.752.077	8,28
SINGAPORE	20.657.978	34.208.656	65,60	17.896.619	20.870.281	16,62
PHILIPPINES	8.838.447	4.155.609	-52,98	1.845.430	1.579.147	-14,43
MALAYSIA	25.485.056	24.278.728	-4,73	14.897.621	13.468.109	-9,60
MYANMAR (FORM. BURMA)	0	168	--	0	100	--
CAMBODIA	4.319	6.708	55,31	10.567	13.245	25,34
BRUNEI DARUSSALAM	400.593	539.338	34,63	383.865	573.464	49,39
VIET NAM	24.106.265	32.598.844	35,23	8.712.074	12.853.456	47,54
MALDIVES	668.498	1.695.063	153,56	1.669.411	2.684.663	60,81
INDIA	3.703.381	5.990.710	61,76	2.829.930	4.930.367	74,22
PAKISTAN	852.363	1.942.538	127,90	533.726	907.964	70,12
BANGLADESH	64.477	387.990	501,75	59.733	121.187	102,88
SRI LANKA	295.056	274.326	-7,03	215.401	352.304	63,56
IRAQ	336.632	372.185	10,56	166.138	196.356	18,19
IRAN (ISLAMIC REPUBLIC OF)	839.348	1.126.489	34,21	739.977	1.079.740	45,92
SAUDI ARABIA	20.631.925	8.917.484	-56,78	8.064.490	3.915.155	-51,45
ISRAEL	958	406.973	42.381,52	1.916	660.250	34.359,81
KUWAIT	5.044.313	1.544.872	-69,37	2.278.722	943.590	-58,59
JORDAN	2.518.795	1.389.000	-44,85	907.540	717.517	-20,94
LEBANON	172.359	296.941	72,28	257.192	569.178	121,30
YEMEN	4.520.170	4.311.438	-4,62	1.606.898	1.463.097	-8,95
OMAN	63.622	123.461	94,05	31.107	199.171	540,28
SYRIA ARAB REPUBLIC	16.315.972	24.131.356	47,90	3.064.047	5.382.962	75,68

TABEL 5. PERKEMBANGAN EKSPOR INDONESIA MENURUT KOMODITI DAN NEGARA TUJUAN

JENIS BARANG	BERAT BERSIH (KG)		PERUB %	NILAI FOB (US \$)		PERUB %
	JAN-NOV 2007	JAN-NOV 2008		JAN-NOV 2007	JAN-NOV 2008	
(1)	(2)	(3)	(4)	(5)	(6)	(7)
TURKEY	6.832.439	4.852.938	-28,97	8.697.227	6.697.957	-22,99
UNITED ARAB EMIRATES	17.191.271	9.262.536	-46,12	9.357.157	8.164.798	-12,74
QATAR	1.863.717	991.454	-46,80	861.019	1.347.104	56,45
BAHRAIN	1.619.284	414.766	-74,39	767.654	388.461	-49,40
CYPRUS	300.814	236.831	-21,27	556.040	462.832	-16,76
EGYPT	26.734.358	21.061.743	-21,22	6.171.049	5.376.576	-12,87
LIBYAN ARAB JAMAHIRIYA	109.343	125.797	15,05	144.861	183.630	26,76
MOROCCO	142.560	117.144	-17,83	220.077	177.852	-19,19
TUNISIA	943.608	503.549	-46,64	696.789	198.107	-71,57
ALGERIA	253.932	889.264	250,20	85.242	581.256	581,89
SUDAN	12.512	17.993	43,81	15.021	60.762	304,51
ERITREA	14.137	0	-100,00	24.004	0	-100,00
NAMIBIA	3.729	9.119	144,54	8.286	17.409	110,10
ETHIOPIA	28.815	40.709	41,28	50.443	69.089	36,96
TANZANIA, UNITED REPUBLIC OF	15.101	10.329	-31,60	30.485	33.482	9,83
MADAGASCAR	48.191	15.231	-68,39	55.932	34.282	-38,71
SOMALIA	9.016	127.676	1.316,10	29.207	267.329	815,29
KENYA	28.860	33.185	14,99	49.510	33.832	-31,67
REUNION	679.293	884.578	30,22	848.657	1.385.933	63,31
MOZAMBIQUE	26.494	23.677	-10,63	15.657	12.770	-18,44
BOTSWANA	5.223	556	-89,35	12.959	1.883	-85,47
TOGO	9.240	0	-100,00	17.160	0	-100,00
GHANA	1.111	892	-19,71	2.570	2.060	-19,84
ANGOLA	8.142	9.287	14,06	7.326	8.789	19,97
CAMEROON	0	7.774	--	0	10.450	--
NIGERIA	64	12	-81,25	1.085	293	-73,00
SIERRA LEONE	0	3.425	--	0	2.536	--
GABON	6.426	5.588	-13,04	12.073	15.624	29,41
COTE D'IVOIRE	17.761	10.171	-42,73	25.188	15.958	-36,64
SENEGAL	16.551	24.196	46,19	16.167	30.294	87,38
MALI	560	0	-100,00	1.116	0	-100,00
BENIN	1.114	0	-100,00	2.288	0	-100,00
BURKINA FASO	1.114	0	-100,00	2.288	0	-100,00
GAMBIA	3.792	432	-88,61	14.584	1.454	-90,03
U.S. VIRGIN ISLANDS	16.105	6.657	-58,67	31.836	14.692	-53,85
SEYCHELLES	150.328	215.350	43,25	468.454	431.772	-7,83
UGANDA	257	1	-99,61	1.273	8	-99,37
DJIBOUTI	0	2.531	--	0	10.505	--
SOUTH AFRICA	13.525.479	11.876.619	-12,19	15.942.130	17.062.236	7,03
MAURITIUS	233.770	457.049	95,51	391.045	750.626	91,95
RWANDA	33.950	0	-100,00	19.971	0	-100,00
VIRGIN ISLANDS (BRITISH)	8.883	493.449	5.454,98	30.139	199.011	560,31
AUSTRALIA	100.814.102	77.096.388	-23,53	120.455.946	104.528.716	-13,22
NEW ZEALAND	12.534.506	5.877.206	-53,11	13.200.807	6.825.189	-48,30
MICRONESIA, FEDERATED STATES OF	904	1.839	103,43	2.458	9.381	281,65
GUAM	92.954	67.783	-27,08	271.401	149.185	-45,03
PALAU	2.451	6.120	149,69	8.013	19.691	145,74
NEW CALEDONIA	864.476	1.122.334	29,83	1.338.282	1.738.138	29,88
NORTHERN MARIANA ISLANDS	7.850	8.101	3,20	25.765	22.565	-12,42
SAINT VINCENT AND THE GRENADINES	35.871	7.344	-79,53	32.712	13.774	-57,89
VANUATU	43.506	65.100	49,63	66.986	202.429	202,20
WALLIS AND FUTUNA ISLANDS	12.443	14.964	20,26	21.373	29.783	39,35
AMERICAN SAMOA	249	0	-100,00	199	0	-100,00
COOK ISLANDS	40.885	30.881	-24,47	98.282	52.480	-46,60
FIJI	148.019	91.824	-37,96	240.932	421.888	75,11
MARSHALL ISLANDS	2	0	-100,00	76	0	-100,00
SAMOA	1.427	2.292	60,62	3.246	6.952	114,17
SOLOMON ISLANDS	0	6.290	--	0	16.722	--
TONGA	437	1.607	267,73	1.126	6.651	490,67
EAST TIMOR	56.090	74.152	32,20	82.143	111.831	36,14
UNITED STATES	98.455.514	66.629.927	-32,32	222.613.715	161.535.181	-27,44
CANADA	6.017.220	5.287.417	-12,13	11.561.763	11.695.079	1,15
MEXICO	1.377.416	938.307	-31,88	3.351.929	2.155.407	-35,70
GUATEMALA	4.560	16.319	257,87	24.956	67.577	170,78
HONDURAS	37.808	20.073	-46,91	35.396	22.722	-35,81
NICARAGUA	1.403	12.477	789,31	1.052	20.621	1.860,17
PANAMA	44.398	54.721	23,25	83.698	109.760	31,14
CHILE	379.322	397.701	4,85	854.136	836.851	-2,02
VENEZUELA	125.028	59.141	-52,70	257.949	118.105	-54,21
ARGENTINA	332.489	503.101	51,31	634.148	976.984	54,06
BRAZIL	465.996	539.723	15,82	957.948	1.228.117	28,20
COLOMBIA	267.432	151.430	-43,38	462.172	239.608	-48,16
BOLIVIA	1.079	0	-100,00	1.803	0	-100,00
URUGUAY	32.011	96.921	202,77	89.178	183.823	106,13
PARAGUAY	0	3.105	--	0	7.350	--
ECUADOR	14.761	781	-94,71	16.534	2.568	-84,47
PERU	17.552	52.180	197,29	17.209	80.684	368,85
TRINIDAD AND TOBAGO	15.098	15.562	3,07	18.458	71.108	285,24
BAHAMAS	48.503	61.458	26,71	138.092	144.154	4,39
JAMAICA	165.212	137.602	-16,71	307.197	358.320	16,64
PUERTO RICO	123.140	132.081	7,26	382.547	371.763	-2,82

TABEL 5. PERKEMBANGAN EKSPOR INDONESIA MENURUT KOMODITI DAN NEGARA TUJUAN

JENIS BARANG	BERAT BERSIH (KG)		PERUB %	NILAI FOB (US \$)		PERUB %
	JAN-NOV 2007	JAN-NOV 2008		JAN-NOV 2007	JAN-NOV 2008	
(1)	(2)	(3)	(4)	(5)	(6)	(7)
BELIZE	5.666	3.225	-43,08	17.527	13.142	-25,02
DOMINICAN REPUBLIC	146.585	236.756	61,51	260.206	763.981	193,61
EL SALVADOR	10.209	8.713	-14,65	10.518	8.518	-19,02
COSTA RICA	191.707	104.176	-45,66	297.960	229.574	-22,95
HAITI	0	19.515	--	0	25.621	--
BARBADOS	52.370	20.746	-60,39	171.810	40.058	-76,68
ANTIGUA AND BARBUDA	28.333	40.401	42,59	75.857	111.849	47,45
ANGUILLA	35.443	2.849	-91,96	68.859	17.592	-74,45
ARUBA	42.331	70.889	67,46	70.816	113.634	60,46
BERMUDA	16.403	19.213	17,13	42.557	65.564	54,06
CAYMAN ISLANDS	9.045	3.720	-58,87	22.924	4.703	-79,48
DOMINICA	2.642	10.356	291,98	4.981	16.150	224,23
FALKLAND ISLANDS (MALVINAS)	3.679	0	-100,00	4.803	0	-100,00
FRENCH GUIANA	22.669	29.410	29,74	39.254	85.258	117,20
FRENCH POLYNESIA	469.920	663.894	41,28	766.139	1.224.120	59,78
GRENADA	16.188	7.584	-53,15	26.557	32.082	20,80
MARTINIQUE	50.896	120.868	137,48	123.037	231.485	88,14
NETHERLANDS ANTILLES	319.990	493.278	54,15	988.206	1.898.468	92,11
NORFOLK ISLANDS	0	2.081	--	0	4.992	--
SAINT LUCIA	3.461	78.892	2.179,46	6.584	282.461	4.190,11
TURKS AND CAICOS ISLANDS	768.561	266.956	-65,27	926.466	602.483	-34,97
GUADELOUPE	128.947	138.719	7,58	469.921	354.401	-24,58
SAINT KITTS AND NEVIS	15.000	12.188	-18,75	2.180	29.266	1.242,48
UNITED KINGDOM	34.916.367	33.064.301	-5,30	66.208.838	68.378.309	3,28
NETHERLANDS	73.493.633	66.140.377	-10,01	97.568.203	94.231.006	-3,42
FRANCE	22.731.136	18.765.319	-17,45	36.189.562	33.777.131	-6,67
GERMANY, FED. REP. OF	47.228.770	44.549.774	-5,67	73.613.325	75.959.269	3,19
AUSTRIA	275.079	270.393	-1,70	759.832	856.333	12,70
BELGIUM	103.726.159	19.229.580	-81,46	61.616.820	27.818.848	-54,85
SWITZERLAND	305.655	192.029	-37,17	842.605	810.784	-3,78
LUXEMBOURG	75.626	184.254	143,64	90.439	124.768	37,96
MONACO	0	312	--	0	1.308	--
DENMARK	8.657.430	6.370.962	-26,41	13.833.256	12.078.711	-12,68
NORWAY	5.046.685	5.234.943	3,73	10.324.616	11.957.279	15,81
SWEDEN	2.299.925	2.322.900	1,00	4.305.579	6.162.264	43,12
FINLAND	2.504.832	2.354.279	-6,01	4.568.468	5.330.190	16,67
IRELAND	3.061.007	2.466.506	-19,42	6.275.623	5.192.021	-17,27
ITALY	17.897.409	16.026.464	-10,45	34.898.049	37.437.752	7,28
SPAIN	11.105.201	8.129.202	-26,80	21.087.157	17.057.638	-19,11
PORTUGAL	2.759.624	1.959.568	-28,99	5.333.298	4.517.394	-15,30
ICELAND	30.129	37.323	23,88	59.639	79.752	33,72
GREECE	2.818.399	1.809.111	-35,81	3.808.261	3.484.884	-8,49
VATICAN CITY STATE (HOLY SEE)	4.357	0	-100,00	1.810	0	-100,00
ANDORRA	0	3.655	--	0	1.679	--
HUNGARY	256.990	281.538	9,55	606.354	528.569	-12,83
POLAND	11.692.824	11.334.727	-3,06	14.762.923	16.862.511	14,22
ROMANIA	187.201	454.009	142,52	221.003	635.291	187,46
BULGARIA	530.585	794.437	49,73	812.306	1.215.208	49,60
YUGOSLAVIA	59.108	162.390	174,73	96.745	247.915	156,26
ALBANIA	7.449	36.558	390,78	4.900	42.273	762,71
AZERBAIJAN	116.086	392.902	238,46	162.659	742.567	356,52
BELARUS	4.786	2.695	-43,69	15.369	17.691	15,11
KAZAKHSTAN	390.307	467.192	19,70	595.875	907.098	52,23
MOLDOVA, REPUBLIC OF	0	15.592	--	0	15.763	--
UKRAINE	1.284.845	1.367.438	6,43	1.885.537	2.310.232	22,52
UZBEKISTAN	0	13.272	--	0	20.800	--
LITHUANIA	116.228	148.531	27,79	323.492	280.545	-13,28
LATVIA	719.855	471.087	-34,56	937.552	704.239	-24,89
ESTONIA	616.650	785.732	27,42	877.196	1.178.332	34,33
GEORGIA	71.313	152.198	113,42	101.114	282.560	179,45
CROATIA	561.388	783.036	39,48	1.232.765	1.544.849	25,32
BOSNIA AND HERZEGOVINA	302.126	1.169	-99,61	99.695	5.382	-94,60
MALTA	110.285	26.267	-76,18	185.923	60.496	-67,46
SLOVAKIA	48.006	97.482	103,06	94.563	150.244	58,88
SLOVENIA	253.088	350.576	38,52	424.645	830.937	95,68
CZECH REPUBLIC	429.247	496.772	15,73	1.327.249	1.551.435	16,89
REP. OF MACEDONIA	0	8.915	--	0	12.942	--
FAEROE ISLANDS	20	0	-100,00	280	0	-100,00
RUSSIA FEDERATION	2.104.072	1.887.047	-10,31	3.857.878	4.246.060	10,06
-TIMAH	77.375.399	111.834.472	44,53	1.013.139.394	1.983.301.242	95,76
JAPAN	2.876.787	3.084.906	7,23	36.268.313	52.203.789	43,94
HONG KONG	320.389	762.004	137,84	2.588.628	11.350.427	338,47
KOREA, REPUBLIC OF	405.404	1.546.847	281,56	5.361.247	29.452.919	449,37
TAIWAN	430.301	1.696.483	294,25	3.546.632	30.861.093	770,15
CHINA	449.908	594.034	32,03	3.846.686	8.700.101	126,17
THAILAND	32	19.733	61.565,63	84	266.395	317.036,90
SINGAPORE	69.082.804	93.932.664	35,97	923.250.278	1.673.284.329	81,24
PHILIPPINES	0	65.327	--	0	1.458.335	--
MALAYSIA	1.832.861	9.058.452	394,22	27.137.187	161.871.712	496,49
VIET NAM	1.392	331.009	23.679,38	3.375	5.048.640	149.489,33

TABEL 5. PERKEMBANGAN EKSPOR INDONESIA MENURUT KOMODITI DAN NEGARA TUJUAN

JENIS BARANG	BERAT BERSIH (KG)		PERUB %	NILAI FOB (US \$)		PERUB %
	JAN-NOV 2007	JAN-NOV 2008		JAN-NOV 2007	JAN-NOV 2008	
(1)	(2)	(3)	(4)	(5)	(6)	(7)
INDIA	588.259	500.611	-14,90	438.258	7.081.113	1.515,74
PAKISTAN	49.558	0	-100,00	743.370	0	-100,00
BANGLADESH	387.676	2.025	-99,48	80.898	34.006	-57,96
AUSTRALIA	162.148	147.145	-9,25	914.008	525.784	-42,47
EAST TIMOR	0	4.064	--	0	4.620	--
UNITED STATES	132.460	39.305	-70,33	321.586	177.816	-44,71
UNITED KINGDOM	70.288	0	-100,00	943.449	0	-100,00
NETHERLANDS	101.273	49.829	-50,80	1.519.081	980.059	-35,48
FRANCE	413	0	-100,00	270	0	-100,00
GERMANY, FED. REP. OF	83.386	0	-100,00	249.294	0	-100,00
BELGIUM	400.000	0	-100,00	5.920.000	0	-100,00
NORWAY	60	0	-100,00	6.750	0	-100,00
ITALY	0	34	--	0	104	--
-ALUMINIUM	273.271.524	264.561.217	-3,19	809.752.770	824.446.636	1,81
JAPAN	152.364.978	153.174.996	0,53	405.944.374	412.952.385	1,73
HONG KONG	1.471.942	1.534.061	4,22	4.610.504	5.053.801	9,61
KOREA, DEMOCRATIC PEOPLE'S REPUBLI	0	1.306	--	0	8.250	--
KOREA, REPUBLIC OF	5.553.833	9.353.034	68,41	9.533.119	19.360.842	103,09
TAIWAN	2.800.799	4.322.626	54,34	10.105.266	16.887.380	67,11
CHINA	2.459.459	1.885.976	-23,32	8.499.971	6.734.062	-20,78
PAPUA NEW GUINEA	787.945	864.095	9,66	2.848.859	3.334.998	17,06
THAILAND	6.261.172	7.580.250	21,07	23.932.363	30.667.629	28,14
SINGAPORE	21.673.761	11.826.655	-45,43	66.994.477	41.397.245	-38,21
PHILIPPINES	10.577.960	9.720.195	-8,11	35.017.537	30.311.473	-13,44
MALAYSIA	12.503.449	9.841.270	-21,29	41.615.949	36.188.707	-13,04
MYANMAR (FORM. BURMA)	180.875	85.527	-52,71	617.892	396.692	-35,80
BRUNEI DARUSSALAM	250.093	300.717	20,24	945.785	1.248.675	32,03
NEPAL	0	176.659	--	0	651.890	--
VIET NAM	1.225.298	1.038.136	-15,27	5.195.927	4.990.966	-3,94
MALDIVES	6.243	17.947	187,47	13.225	46.961	255,09
INDIA	1.250.220	1.121.746	-10,28	4.780.139	4.742.647	-0,78
PAKISTAN	108.260	252.892	133,60	403.107	1.255.808	211,53
BANGLADESH	280.038	231.000	-17,51	1.027.591	991.569	-3,51
SRI LANKA	200.147	108.775	-45,65	1.008.589	484.958	-51,92
IRAQ	7.975	0	-100,00	47.909	0	-100,00
IRAN (ISLAMIC REPUBLIC OF)	31.172	26.191	-15,98	108.172	84.723	-21,68
SAUDI ARABIA	319.421	3.929.010	1.130,04	1.027.343	27.035.607	2.531,60
KUWAIT	25.046	11.293	-54,91	67.671	14.560	-78,48
JORDAN	5.521	8.222	48,92	29.878	60.611	102,86
LEBANON	48.864	9.240	-81,09	280.093	16.027	-94,28
YEMEN	0	891.666	--	0	2.836.487	--
OMAN	4.235	850.905	19.992,21	27.502	3.822.787	13.800,03
TURKEY	229.368	113.419	-50,55	915.172	470.908	-48,54
UNITED ARAB EMIRATES	281.020	494.872	76,10	1.453.445	2.778.728	91,18
QATAR	252	0	-100,00	833	0	-100,00
BAHRAIN	0	216	--	0	6.554	--
CYPRUS	0	819	--	0	9.324	--
EGYPT	1.689.829	235.534	-86,06	5.844.833	1.207.292	-79,34
MOROCCO	1.131	905	-19,98	6.873	4.853	-29,39
ALGERIA	0	4.459	--	0	21.221	--
SUDAN	22.813	0	-100,00	114.323	0	-100,00
ERITREA	0	19.509	--	0	84.927	--
NAMIBIA	1.138	0	-100,00	4.031	0	-100,00
ETHIOPIA	0	1.109.688	--	0	3.750.000	--
MADAGASCAR	75.000	71.408	-4,79	242.608	237.248	-2,21
KENYA	3.243	1.800	-44,50	7.371	10.905	47,94
REUNION	33.251	23.749	-28,58	115.424	82.525	-28,50
MOZAMBIQUE	3.056	96.725	3.065,09	19.082	440.130	2.206,52
BOTSWANA	0	12	--	0	41	--
GHANA	10.395	0	-100,00	55.347	0	-100,00
ANGOLA	195	0	-100,00	187	0	-100,00
NIGERIA	1.011.454	267.844	-73,52	1.441.023	898.242	-37,67
COTE D'IVOIRE	60.320	83.520	38,46	298.480	413.280	38,46
SENEGAL	46.667	8.421	-81,96	124.438	53.759	-56,80
BENIN	0	125	--	0	68	--
U.S. VIRGIN ISLANDS	20	0	-100,00	34	0	-100,00
SEYCHELLES	156	88	-43,59	86	563	554,65
UGANDA	455.050	0	-100,00	1.643.000	0	-100,00
SAO TOME AND PRINCIPE	0	593	--	0	500	--
SOUTH AFRICA	265.298	167.954	-36,69	1.300.722	1.265.178	-2,73
ZAMBIA	1.109	1.056	-4,78	6.493	12.342	90,08
MALAWI	22.324	0	-100,00	125.456	0	-100,00
MAURITIUS	723.723	574.819	-20,57	2.497.214	2.065.306	-17,30
AUSTRALIA	5.062.036	7.691.491	51,94	18.691.229	29.071.307	55,53
NEW ZEALAND	1.031.837	2.123.235	105,77	3.464.472	7.301.407	110,75
GUAM	2	243	12.050,00	3	1.620	53.900,00
PALAU	121	19	-84,30	117	16	-86,32
NEW CALEDONIA	323.119	368.064	13,91	1.029.119	1.292.790	25,62
VANUATU	5.366	988	-81,59	40.548	2.011	-95,04
COOK ISLANDS	44	65	47,73	516	188	-63,57

TABEL 5. PERKEMBANGAN EKSPOR INDONESIA MENURUT KOMODITI DAN NEGARA TUJUAN

JENIS BARANG	BERAT BERSIH (KG)		PERUB	NILAI FOB (US \$)		PERUB
	JAN-NOV 2007	JAN-NOV 2008	%	JAN-NOV 2007	JAN-NOV 2008	%
(1)	(2)	(3)	(4)	(5)	(6)	(7)
FIJI	278.026	89.972	-67,64	849.507	279.131	-67,14
KIRIBATI	0	148	--	0	1.608	--
TONGA	0	110	--	0	589	--
EAST TIMOR	15	239.613	1.597.320,00	42	237.171	564.592,86
UNITED STATES	35.639.376	24.627.695	-30,90	121.669.826	90.368.515	-25,73
CANADA	2.539.669	1.529.146	-39,79	9.620.100	6.369.029	-33,79
MEXICO	812	31.853	3.822,78	1.587	191.435	11.962,70
GUATEMALA	1.964	186	-90,53	11.397	912	-92,00
HONDURAS	274	82	-70,07	1.597	77	-95,18
PANAMA	913	0	-100,00	9.716	0	-100,00
CHILE	50.631	22.389	-55,78	319.421	166.609	-47,84
VENEZUELA	20	421	2.005,00	157	128	-18,47
ARGENTINA	71	233	228,17	70	758	982,86
BRAZIL	3.306	210.634	6.271,26	17.475	1.237.918	6.983,94
URUGUAY	0	1.057	--	0	518	--
ECUADOR	56	0	-100,00	148	0	-100,00
PERU	21	0	-100,00	142	0	-100,00
TRINIDAD AND TOBAGO	0	15	--	0	1.100	--
JAMAICA	1.357	0	-100,00	112	0	-100,00
PUERTO RICO	55.562	35.737	-35,68	174.494	107.962	-38,13
DOMINICAN REPUBLIC	3.765	1.242	-67,01	36.330	14.403	-60,36
EL SALVADOR	433	0	-100,00	2.559	0	-100,00
COSTA RICA	1.131	6.303	457,29	5.291	29.150	450,94
HAITI	0	136.852	--	0	670.022	--
ANTIGUA AND BARBUDA	152	0	-100,00	200	0	-100,00
ANGUILLA	3	0	-100,00	15	0	-100,00
FRENCH POLYNESIA	1.340	1.597	19,18	1.658	4.075	145,78
MARTINIQUE	151	0	-100,00	92	0	-100,00
NETHERLANDS ANTILLES	9	1.544	17.055,56	294	746	153,74
GUADELOUPE	86	210	144,19	125	591	372,80
UNITED KINGDOM	766.762	1.288.793	68,08	3.917.366	7.490.694	91,22
NETHERLANDS	104.536	177.954	70,23	687.437	1.309.054	90,43
FRANCE	388.707	271.373	-30,19	2.259.957	2.191.150	-3,04
GERMANY, FED. REP. OF	599.932	1.199.692	99,97	1.259.936	2.984.004	136,84
AUSTRIA	8.236	1.579	-80,83	44.132	10.512	-76,18
BELGIUM	135.929	184.976	36,08	790.937	1.079.936	36,54
SWITZERLAND	1.452	1.237	-14,81	8.630	8.630	-45,10
DENMARK	106.032	203.932	92,33	337.720	688.598	103,90
NORWAY	2.443	88.512	3.523,09	15.659	285.227	1.721,49
SWEDEN	85.795	103.543	20,69	222.584	235.019	5,59
FINLAND	0	149	--	0	271	--
IRELAND	104	0	-100,00	63	0	-100,00
ITALY	377.880	111.794	-70,42	1.823.636	591.771	-67,55
SPAIN	216.906	111.422	-48,63	824.550	598.957	-27,36
PORTUGAL	5.756	2.822	-50,97	33.820	16.271	-51,89
GREECE	21.784	16.484	-24,33	125.436	110.395	-11,99
DEMOCRATIC REPUBLIC OF THE CONGC	14.359	9.343	-34,93	55.351	35.527	-35,82
HUNGARY	10.365	4.910	-52,63	66.987	28.406	-57,59
POLAND	11.856	21.163	78,50	63.633	130.973	105,83
ROMANIA	6.955	6.853	-1,47	31.818	42.432	33,36
BULGARIA	234	4.111	1.656,84	425	24.371	5.634,35
YUGOSLAVIA	3.196	0	-100,00	49.333	0	-100,00
UKRAINE	6.208	19.732	217,85	35.001	64.594	84,55
LATVIA	0	491	--	0	300	--
CROATIA	8.572	1.663	-80,60	50.054	10.667	-78,69
MALTA	452	11	-97,57	1.364	21	-98,46
SLOVAKIA	3	0	-100,00	435	0	-100,00
SLOVENIA	0	8.812	--	0	45.241	--
CZECH REPUBLIC	43.333	1.156.797	2.569,55	152.250	3.720.195	2.343,48
RUSSIA FEDERATION	6.551	0	-100,00	39.091	0	-100,00
-NIKEL	112.064.041	95.506.404	-14,78	2.233.599.948	1.367.281.569	-38,79
JAPAN	85.532.275	88.029.193	2,92	2.006.902.661	1.318.021.639	-34,33
HONG KONG	29.124	537	-98,16	119.424	6.052	-94,93
KOREA, REPUBLIC OF	4.997.319	73.882	-98,52	45.720.021	231.158	-99,49
TAIWAN	2.970.197	0	-100,00	29.077.039	0	-100,00
CHINA	16.654	11.870	-28,73	70.854	72.240	1,96
THAILAND	1	43	4.200,00	1.280	432	-66,25
SINGAPORE	214.094	20.014	-90,65	3.444.182	169.088	-95,09
PHILIPPINES	1.138	0	-100,00	15.771	0	-100,00
MALAYSIA	9.399	42.422	351,35	65.760	198.728	202,20
VIET NAM	205	18.087	8.722,93	1.250	157.086	12.466,88
INDIA	40	4.382	10.855,00	235	19.729	8.295,32
PAKISTAN	958	199	-79,23	56.640	8.800	-84,46
BANGLADESH	92	0	-100,00	5.520	0	-100,00
OMAN	581.454	0	-100,00	3.474.471	0	-100,00
AUSTRALIA	1	0	-100,00	1	0	-100,00
UNITED STATES	7.674	11	-99,86	893	202	-77,38
UNITED KINGDOM	5.233	11.605	121,77	55.804	92.187	65,20
NETHERLANDS	8.197.068	0	-100,00	85.277.511	0	-100,00
GERMANY, FED. REP. OF	1.990	0	-100,00	457	0	-100,00

TABEL 5. PERKEMBANGAN EKSPOR INDONESIA MENURUT KOMODITI DAN NEGARA TUJUAN

JENIS BARANG	BERAT BERSIH (KG)		PERUB %	NILAI FOB (US \$)		PERUB %
	JAN-NOV 2007	JAN-NOV 2008		JAN-NOV 2007	JAN-NOV 2008	
	(1)	(2)	(3)	(4)	(5)	(6)
AUSTRIA	0	59	--	0	68	--
BELGIUM	34.361	0	-100,00	117.000	0	-100,00
SWITZERLAND	9.448.224	7.294.100	-22,80	58.956.855	48.304.160	-18,07
SWEDEN	16.540	0	-100,00	236.319	0	-100,00
-BESI/BAJA	1.962.924.862	2.055.116.176	4,70	2.012.094.642	2.912.450.800	44,75
JAPAN	95.956.703	118.639.642	23,64	167.364.328	214.099.960	27,92
HONG KONG	12.753.111	3.632.583	-71,52	25.820.681	8.190.274	-68,28
KOREA, DEMOCRATIC PEOPLE'S REPUBI	4.145	0	-100,00	32.625	0	-100,00
KOREA, REPUBLIC OF	35.175.457	42.945.614	22,09	82.827.954	178.945.510	116,04
TAIWAN	15.992.565	16.336.385	2,15	53.647.524	36.316.296	-32,31
CHINA	169.871.031	106.442.464	-37,34	49.495.023	61.153.366	23,55
MACAU	48	7.117	14.727,08	820	42.591	5.094,02
PAPUA NEW GUINEA	9.452.657	4.665.668	-50,64	11.439.952	6.791.136	-40,64
THAILAND	26.070.432	66.948.391	156,80	48.915.174	109.642.549	124,15
SINGAPORE	421.837.644	481.750.199	14,20	459.691.174	575.834.280	25,27
PHILIPPINES	14.261.694	28.828.595	102,14	18.719.594	41.062.010	119,35
MALAYSIA	221.014.254	177.000.058	-19,91	164.381.204	212.239.218	29,11
MYANMAR (FORM. BURMA)	2.026.543	1.674.084	-17,39	1.920.764	2.873.822	49,62
CAMBODIA	103	5.843.884	5.673.573,79	1.156	5.692.262	492.310,21
BRUNEI DARUSSALAM	1.807.122	1.675.058	-7,31	1.094.908	3.024.988	176,28
LAO PEOPLE'S DEMOCRATIC REPUBLIC	30.371	0	-100,00	263.231	0	-100,00
NEPAL	0	57	--	0	315	--
VIET NAM	117.603.557	136.173.504	15,79	118.628.018	149.073.502	25,66
MALDIVES	747.923	110.401	-85,24	1.129.449	325.782	-71,16
INDIA	113.959.377	44.345.621	-61,09	102.015.891	44.432.193	-56,45
PAKISTAN	10.288.180	6.186.685	-39,87	8.984.874	6.836.153	-23,91
BANGLADESH	9.610.811	5.297.497	-44,88	6.428.802	6.152.015	-4,31
SRI LANKA	19.262.130	10.633.790	-44,79	12.946.080	10.358.840	-19,98
IRAN (ISLAMIC REPUBLIC OF)	65.588.879	60.846.103	-7,23	46.338.400	71.634.978	54,59
SAUDI ARABIA	29.018.852	8.882.487	-69,39	25.797.432	17.980.847	-30,30
ISRAEL	0	43.152	--	0	142.754	--
KUWAIT	13.090.578	13.144.883	0,41	22.950.197	17.732.078	-22,74
JORDAN	296	452.774	152.864,19	726	266.810	36.650,69
LEBANON	29.095	28.511	-2,01	88.933	99.633	12,03
YEMEN	9.067.471	3.868.650	-57,33	11.982.356	8.920.704	-25,55
OMAN	264.384	3.815.006	1.342,98	937.675	20.254.712	2.060,10
SYRIA ARAB REPUBLIC	2.889.896	3.757.534	30,02	6.348.490	6.868.238	8,19
TURKEY	2.817.275	2.397.472	-14,90	3.358.637	4.175.911	24,33
UNITED ARAB EMIRATES	83.375.162	106.516.304	27,76	69.008.928	119.816.766	73,63
QATAR	17.171.957	4.890.456	-71,52	50.592.945	12.232.833	-75,82
BAHRAIN	3.582.498	5.690.420	58,84	2.630.504	11.165.821	324,47
CYPRUS	43.352	30.239	-30,25	86.278	93.240	8,07
EGYPT	5.889.368	3.667.457	-37,73	9.249.743	3.471.975	-62,46
LIBYAN ARAB JAMAHIRIYA	232.635	2	-100,00	760.526	330	-99,96
MOROCCO	2.346	100	-95,74	4.736	278	-94,13
TUNISIA	1.713	2.250.666	131.287,39	5.333	4.306.692	80.655,52
ALGERIA	9.247.596	6.457.367	-30,17	6.794.568	23.399.375	244,38
SUDAN	473.973	43.832	-90,75	301.849	511.918	69,59
NAMIBIA	508	690	35,83	1.381	2.052	48,59
ETHIOPIA	271	230.750	85.047,60	4.564	302.283	6.523,20
TANZANIA, UNITED REPUBLIC OF	147.089	225.267	53,15	140.528	401.328	185,59
MADAGASCAR	2.608.981	1.951.626	-25,20	2.332.358	2.276.898	-2,38
SOMALIA	0	721.237	--	0	908.700	--
KENYA	236.465	170.957	-27,70	219.599	311.027	41,63
REUNION	41.471	36.492	-12,01	63.190	68.428	8,29
MOZAMBIQUE	2.508	737.649	29.311,84	5.357	978.767	18.170,80
TOGO	1	0	-100,00	2	0	-100,00
GHANA	555.909	169.673	-69,48	1.253.612	307.889	-75,44
ANGOLA	1.225.614	2.327.936	89,94	2.257.104	5.124.730	127,05
CONGO	4.535.801	0	-100,00	3.302.282	0	-100,00
CAMEROON	50.010	61.685	23,35	199.361	135.123	-32,22
NIGERIA	4.130.789	386.935	-90,63	2.998.904	862.480	-71,24
GABON	14.715	30.913	110,08	24.560	67.910	176,51
COTE D'IVOIRE	31.955	54.199	69,61	26.909	66.483	147,07
SENEGAL	934	1.170	25,27	526	2.449	365,59
MAURITANIA	37.891	353.284	832,37	70.508	1.043.165	1.379,50
BENIN	63.410	117.122	84,71	75.133	266.803	255,11
GAMBIA	1.184	0	-100,00	7.125	0	-100,00
U. S. VIRGIN ISLANDS	634	62	-90,22	1.822	168	-90,78
SEYCHELLES	2.664	638.589	23.871,06	6.601	849.764	12.773,26
NIGER	0	88	--	0	250	--
DJIBOUTI	333.141	1.912.433	474,06	370.218	2.289.841	518,51
SAINT HELENA	86	0	-100,00	548	0	-100,00
SOUTH AFRICA	1.435.888	5.527.346	284,94	1.476.805	11.814.911	700,03
ZIMBABWE	0	5.074	--	0	10.258	--
ZAMBIA	744.629	139.326	-81,29	2.073.542	299.140	-85,57
COMOROS	6.139	0	-100,00	1.229	0	-100,00
MAURITIUS	4.903.755	7.619.169	55,37	6.957.582	11.125.102	59,90
RWANDA	0	35	--	0	250	--
VIRGIN ISLANDS (BRITISH)	0	85	--	0	521	--

TABEL 5. PERKEMBANGAN EKSPOR INDONESIA MENURUT KOMODITI DAN NEGARA TUJUAN

JENIS BARANG	BERAT BERSIH (KG)		PERUB %	NILAI FOB (US \$)		PERUB %
	JAN-NOV 2007	JAN-NOV 2008		JAN-NOV 2007	JAN-NOV 2008	
	(1)	(2)	(3)	(4)	(5)	(6)
AUSTRALIA	93.768.734	249.577.329	166,16	73.131.357	252.319.420	245,02
NEW ZEALAND	6.162.384	8.504.425	38,01	4.665.075	11.129.886	138,58
MICRONESIA, FEDERATED STATES OF	3.045	203	-93,33	7.575	1.039	-86,28
GUAM	60.743	18.175	-70,08	22.285	16.390	-26,45
PALAU	1.818	1.918	5,50	1.822	3.261	78,98
NEW CALEDONIA	9.082.316	64.167	-99,29	325.207	169.425	-47,90
NORTHERN MARIANA ISLANDS	101	0	-100,00	2.177	0	-100,00
SAINT VINCENT AND THE GRENADINES	253	43	-83,00	399	43	-89,22
VANUATU	5.525	65.522	1.085,92	7.027	138.468	1.870,51
WALLIS AND FUTUNA ISLANDS	1.942	840	-56,75	3.683	1.824	-50,48
COOK ISLANDS	2.906	3.373	16,07	5.393	22.600	319,06
FIJI	687.485	155.428	-77,39	918.941	273.093	-70,28
SAMOA	1.501	0	-100,00	4.551	0	-100,00
SOLOMON ISLANDS	24.069	2.057.343	8.447,69	39.278	1.737.730	4.324,18
TONGA	0	1.088	--	0	1.471	--
TUVALU	96	0	-100,00	354	0	-100,00
EAST TIMOR	36.335	6.521.078	17.847,10	14.146	9.011.657	63.604,63
UNITED STATES	53.551.001	78.061.278	45,77	102.417.285	192.644.824	88,10
CANADA	1.028.384	1.842.192	79,13	4.164.941	7.774.555	86,67
MEXICO	521.994	991.905	90,02	1.359.620	2.892.899	112,77
GUATEMALA	103.963	201.250	93,58	215.205	528.182	145,43
HONDURAS	104	499	379,81	613	598	-2,45
NICARAGUA	51	2.716	5.225,49	39	4.903	12.471,79
PANAMA	6.697	1.567	-76,60	8.025	3.281	-59,12
SURINAME	14.377	16.874	17,37	8.330	37.286	347,61
CHILE	149.991	390.150	160,12	277.379	617.200	122,51
VENEZUELA	71.656	1.006.329	1.304,39	160.459	1.206.276	651,77
ARGENTINA	530.767	169.498	-68,07	2.256.970	1.064.799	-52,82
BRAZIL	705.799	2.716.534	284,89	2.383.392	9.746.689	308,94
COLOMBIA	48.839	376.501	670,90	166.493	1.426.298	756,67
BOLIVIA	3.647	0	-100,00	46.876	0	-100,00
URUGUAY	42.787	46.106	7,76	183.944	121.775	-33,80
PARAGUAY	0	20.543	--	0	47.914	--
ECUADOR	127.166	611.432	380,81	420.992	1.364.707	224,16
PERU	326.186	609.948	86,99	705.486	1.187.084	68,26
TRINIDAD AND TOBAGO	0	101.162	--	0	106.279	--
BAHAMAS	0	286	--	0	155	--
JAMAICA	4.589	714	-84,44	5.716	589	-89,70
PUERTO RICO	36.297	405.514	1.017,21	199.617	649.345	225,30
BELIZE	8	26	225,00	71	107	50,70
DOMINICAN REPUBLIC	5.311	5.547	4,44	4.152	19.425	367,85
EL SALVADOR	1.012	0	-100,00	1.597	0	-100,00
COSTA RICA	9.226	7.510	-18,60	14.317	8.042	-43,83
BARBADOS	88	50.950	57.797,73	163	61.340	37.531,90
ANTIGUA AND BARBUDA	114	627	450,00	218	521	138,99
ANGUILLA	5.715	105	-98,16	17.283	765	-95,57
ARUBA	1.104	504	-54,35	1.796	4.796	167,04
BERMUDA	15	2	-86,67	207	60	-71,01
FRENCH GUIANA	3.554	5.163	45,27	4.865	15.382	216,18
FRENCH POLYNESIA	51.047	1.847.725	3.519,65	65.849	1.547.359	2.249,86
GRENADA	22	48	118,18	112	235	109,82
MARTINIQUE	4.425	5.077	14,73	7.043	9.581	36,04
NETHERLANDS ANTILLES	5.370	12.731	137,08	13.210	12.887	-2,45
TURKS AND CAICOS ISLANDS	0	128	--	0	212	--
GUADELOUPE	11.488	5.122	-55,41	32.022	11.901	-62,83
SAINT KITTS AND NEVIS	10	3.391	33.810,00	82	2.001	2.340,24
UNITED KINGDOM	32.326.281	14.777.976	-54,28	21.628.957	14.562.779	-32,67
NETHERLANDS	79.132.572	60.974.950	-22,95	58.915.850	63.005.672	6,94
FRANCE	1.914.245	477.306	-75,07	6.057.664	2.645.797	-56,32
GERMANY, FED. REP. OF	44.095.149	51.891.938	17,68	33.356.795	51.733.733	55,09
AUSTRIA	9.156	3.611	-60,56	19.081	20.207	5,90
BELGIUM	32.890.339	6.081.163	-81,51	26.561.530	19.029.782	-28,36
SWITZERLAND	4.183.875	29.616.817	607,88	2.805.292	185.407.370	6.509,20
LUXEMBOURG	47	0	-100,00	145	0	-100,00
DENMARK	15.869.063	9.756.963	-38,52	10.057.307	7.327.746	-27,14
NORWAY	6.581	53.351	710,68	85.201	197.755	132,10
SWEDEN	87.849	671.449	664,32	443.677	1.627.133	266,74
FINLAND	60.179	25.981	-56,83	330.847	312.020	-5,69
IRELAND	25.515	8.862	-65,27	35.405	14.637	-58,66
ITALY	10.500.775	3.516.747	-66,51	26.794.035	11.140.820	-58,42
SPAIN	6.376.607	5.458.402	-14,40	6.107.254	6.826.802	11,78
PORTUGAL	143.394	649.477	352,93	687.279	1.857.395	170,25
ICELAND	392	119.937	30.496,17	1.014	258.000	25.343,79
GREECE	183.385	226.259	23,38	932.741	680.826	-27,01
VATICAN CITY STATE (HOLY SEE)	152	0	-100,00	130	0	-100,00
ANDORRA	146.863	0	-100,00	522.340	0	-100,00
DEMOCRATIC REPUBLIC OF THE CONGO	1.888	955	-49,42	8.183	3.636	-55,57
HUNGARY	4.260	5.239	22,98	8.042	9.336	16,09
POLAND	39.055	142.672	265,31	193.644	449.819	132,29
ROMANIA	111.590	1.217.320	990,89	163.872	1.901.024	1.060,07
BULGARIA	4.780	11.787	146,59	11.293	56.825	403,19

TABEL 5. PERKEMBANGAN EKSPOR INDONESIA MENURUT KOMODITI DAN NEGARA TUJUAN

JENIS BARANG	BERAT BERSIH (KG)		PERUB %	NILAI FOB (US \$)		PERUB %
	JAN-NOV 2007	JAN-NOV 2008		JAN-NOV 2007	JAN-NOV 2008	
(1)	(2)	(3)	(4)	(5)	(6)	(7)
YUGOSLAVIA	530	2.274	329,06	862	4.676	442,46
ALBANIA	0	135	--	0	203	--
AZERBAIJAN	820.790	0	-100,00	1.363.757	0	-100,00
KAZAKHSTAN	1	3.138	313.700,00	60	14.989	24.881,67
KYRGYZSTAN	128	0	-100,00	8.227	0	-100,00
TURKMENISTAN	0	186.755	--	0	638.194	--
UKRAINE	23.382	18.358	-21,49	41.074	37.050	-9,80
UZBEKISTAN	0	413.515	--	0	988.606	--
LITHUANIA	42.384	234.888	454,19	100.056	612.960	512,62
LATVIA	10	0	-100,00	360	0	-100,00
ESTONIA	59.109	575.259	873,22	212.098	1.613.649	660,80
GEORGIA	87.958	99.556	13,19	66.971	127.723	90,71
CROATIA	13.508	11.177	-17,26	216.810	32.295	-85,10
BOSNIA AND HERZEGOVINA	8.945	170	-98,10	26.063	798	-96,94
MALTA	4.655.335	1.717	-99,96	2.538.638	4.684	-99,82
SLOVAKIA	628	478	-23,89	22.971	3.076	-86,61
SLOVENIA	7.811	5.810	-25,62	20.495	21.722	5,99
CZECH REPUBLIC	11.947	3.861	-67,68	57.353	15.177	-73,54
RUSSIA FEDERATION	240.721	2.040.833	747,80	538.798	5.639.650	946,71
-TEMBAGA	310.067.806	260.927.951	-15,85	2.542.628.017	2.123.660.618	-16,48
JAPAN	26.050.174	3.386.668	-87,00	566.370.656	197.494.997	-65,13
HONG KONG	10.180.975	9.707.347	-4,65	62.803.111	68.020.384	8,31
KOREA, REPUBLIC OF	5.316.209	5.578.470	4,93	146.364.668	190.212.976	29,96
TAIWAN	29.915.383	14.809.814	-50,49	198.432.609	96.496.007	-51,37
CHINA	61.188.047	55.317.476	-9,59	305.875.334	291.293.618	-4,77
PAPUA NEW GUINEA	0	56	--	0	89	--
THAILAND	46.257.600	55.558.578	20,11	329.845.922	411.544.460	24,77
SINGAPORE	17.913.448	18.211.095	1,66	129.482.816	185.030.698	42,90
PHILIPPINES	15.493.623	13.714.277	-11,48	117.819.598	109.049.164	-7,44
MALAYSIA	83.301.598	69.946.850	-16,03	585.918.127	493.077.295	-15,85
MYANMAR (FORM. BURMA)	1.794	0	-100,00	14.062	0	-100,00
CAMBODIA	30	0	-100,00	550	0	-100,00
BRUNEI DARUSSALAM	16.491	670	-95,94	2.670	338	-87,34
LAO PEOPLE'S DEMOCRATIC REPUBLIC	1.440	0	-100,00	89.700	0	-100,00
VIET NAM	10.967.846	7.699.391	-29,80	79.835.877	57.947.164	-27,42
MALDIVES	1.414	3.812	169,59	15.461	18.079	16,93
INDIA	444.988	1.026.883	130,77	3.398.526	6.848.924	101,53
PAKISTAN	284	96.604	33.915,49	3.016	654.700	21.607,56
BANGLADESH	452.476	162.460	-64,10	3.510.785	1.076.662	-69,33
SRI LANKA	81	28	-65,43	800	134	-83,25
IRAN (ISLAMIC REPUBLIC OF)	1.524	610	-59,97	21.810	9.627	-55,86
ISRAEL	0	55	--	0	1.000	--
LEBANON	713	189	-73,49	1.109	948	-14,52
TURKEY	442	6	-98,64	515	100	-80,58
UNITED ARAB EMIRATES	2.104	4.142	96,86	5.552	16.615	199,26
QATAR	478	3.021	532,01	506	2.275	349,60
EGYPT	0	2	--	0	25	--
LIBYAN ARAB JAMAHIRIYA	0	107	--	0	3.588	--
MOROCCO	0	232	--	0	2.900	--
MADAGASCAR	275.000	749.999	172,73	133.750	540.000	303,74
KENYA	0	5.984	--	0	27.882	--
REUNION	105	0	-100,00	334	0	-100,00
SENEGAL	120	690	475,00	4.984	6.880	38,04
SEYCHELLES	0	143	--	0	185	--
SOUTH AFRICA	6.578	2.154	-67,25	20.369	8.725	-57,17
MAURITIUS	213	683	220,66	355	3.995	1.025,35
VIRGIN ISLANDS (BRITISH)	0	959	--	0	2.630	--
AUSTRALIA	98.225	55.815	-43,18	517.115	428.960	-17,05
NEW ZEALAND	36.444	268.455	636,62	2.759	252.662	9.057,74
GUAM	0	1.062	--	0	218	--
NEW CALEDONIA	36	53	47,22	133	150	12,78
VANUATU	869	287	-66,97	982	521	-46,95
FIJI	1.036	4.590	343,05	5.836	30.842	428,48
TONGA	0	37	--	0	30	--
TUVALU	99.164	0	-100,00	794.586	0	-100,00
EAST TIMOR	0	365.660	--	0	273.541	--
UNITED STATES	1.245.178	3.889.055	212,33	8.796.251	10.912.968	24,06
CANADA	70.146	84.316	20,20	640.262	818.860	27,89
MEXICO	908	92	-89,87	4.142	479	-88,44
HONDURAS	0	1.227	--	0	1.140	--
VENEZUELA	4	21	425,00	119	177	48,74
ARGENTINA	429	0	-100,00	653	0	-100,00
BRAZIL	37.183	30.090	-19,08	169.862	450.536	165,24
COLOMBIA	91	0	-100,00	123	0	-100,00
BOLIVIA	64	357	457,81	697	6.315	806,03
ECUADOR	7.148	0	-100,00	17.092	0	-100,00
PERU	0	13	--	0	100	--
BAHAMAS	140	0	-100,00	3.475	0	-100,00
PUERTO RICO	0	1	--	0	3	--
DOMINICAN REPUBLIC	137	249	81,75	235	333	41,70

TABEL 5. PERKEMBANGAN EKSPOR INDONESIA MENURUT KOMODITI DAN NEGARA TUJUAN

JENIS BARANG	BERAT BERSIH (KG)		PERUB %	NILAI FOB (US \$)		PERUB %
	JAN-NOV 2007	JAN-NOV 2008		JAN-NOV 2007	JAN-NOV 2008	
(1)	(2)	(3)	(4)	(5)	(6)	(7)
COSTA RICA	132	0	-100,00	283	0	-100,00
ANTIGUA AND BARBUDA	33	0	-100,00	1.591	0	-100,00
ANGUILLA	78	0	-100,00	236	0	-100,00
NETHERLANDS ANTILLES	0	252	--	0	1.105	--
GADELOUPE	0	114	--	0	150	--
UNITED KINGDOM	160.656	24.828	-84,55	422.765	126.010	-70,19
NETHERLANDS	76.857	10.141	-86,81	236.105	74.423	-68,48
FRANCE	4.182	4.392	5,02	24.537	18.524	-24,51
GERMANY, FED. REP. OF	32.184	8.273	-74,29	159.812	58.212	-63,57
AUSTRIA	0	1.875	--	0	18.560	--
BELGIUM	52.457	79.019	50,64	403.695	587.496	45,53
SWITZERLAND	504	101	-79,96	1.355	827	-38,97
DENMARK	2.021	2.420	19,74	8.925	6.319	-29,20
SWEDEN	67.635	79.086	16,93	196.379	70.570	-64,06
FINLAND	181	12	-93,37	1.840	34	-98,15
ITALY	25.276	13.192	-47,81	39.155	57.548	46,97
SPAIN	6.056	5.925	-2,16	24.782	15.924	-35,74
PORTUGAL	760	7	-99,08	1.713	249	-85,46
GREECE	1.194	2.283	91,21	3.684	7.233	96,34
DEMOCRATIC REPUBLIC OF THE CONGC	25.173	0	-100,00	97.030	0	-100,00
POLAND	295	0	-100,00	987	0	-100,00
ROMANIA	0	1	--	0	25	--
YUGOSLAVIA	0	533	--	0	806	--
CROATIA	4	6	50,00	39	10	-74,36
MALTA	290	0	-100,00	360	0	-100,00
SLOVAKIA	2.243	4.557	103,17	38.237	45.621	19,31
CZECH REPUBLIC	221.215	99	-99,96	36.613	73	-99,80
-SENG	4.892.624	3.521.813	-28,02	10.113.082	7.486.552	-25,97
JAPAN	2.376.077	1.850.814	-22,11	5.472.976	3.220.939	-41,15
HONG KONG	0	42.458	--	0	62.953	--
TAIWAN	316.302	132.866	-57,99	201.058	58.310	-71,00
CHINA	498.726	162.866	-67,34	305.233	189.333	-37,97
PAPUA NEW GUINEA	0	172	--	0	165	--
THAILAND	416.001	73.031	-82,44	1.251.258	74.344	-94,06
SINGAPORE	424.017	65.782	-84,49	841.100	134.361	-84,03
PHILIPPINES	143.181	77.893	-45,60	300.968	122.770	-59,21
MALAYSIA	77.663	103.043	32,68	200.354	122.991	-38,61
BRUNEI DARUSSALAM	1.693	0	-100,00	6.112	0	-100,00
VIET NAM	124.876	2.614	-97,91	452.680	17.168	-96,21
INDIA	395.392	90.840	-77,03	896.739	266.941	-70,23
PAKISTAN	0	54.015	--	0	1.728.480	--
SRI LANKA	53.741	0	-100,00	88.046	0	-100,00
EGYPT	1	0	-100,00	1	0	-100,00
KENYA	0	8.000	--	0	13.216	--
GHANA	0	279	--	0	833	--
ANGOLA	0	1.750	--	0	1.500	--
CAMEROON	508	1.339	163,58	600	776	29,33
NIGERIA	40.000	28.000	-30,00	40.000	32.270	-19,33
GAMBIA	619	0	-100,00	435	0	-100,00
SEYCHELLES	0	608	--	0	1.111	--
AUSTRALIA	17.035	3.411	-79,98	45.189	23.667	-47,63
AMERICAN SAMOA	3.373	6.271	85,92	5.715	9.093	59,11
SAMOA	0	2.898	--	0	8.126	--
EAST TIMOR	330	773.575	234.316,67	294	1.300.468	442.236,05
UNITED STATES	1	4.926	492.500,00	4	4.082	101.950,00
JAMAICA	2.677	0	-100,00	220	0	-100,00
UNITED KINGDOM	253	23	-90,91	3.610	132	-96,34
NETHERLANDS	0	914	--	0	5.792	--
FRANCE	158	1	-99,37	490	2	-99,59
GERMANY, FED. REP. OF	0	21	--	0	91	--
SWEDEN	0	19.126	--	0	23.588	--
PORTUGAL	0	14.208	--	0	60.500	--
POLAND	0	69	--	0	2.550	--
-LOGAM TIDAK MULIA LAIN	340.445.188	202.867.530	-40,41	191.979.049	231.096.663	20,38
JAPAN	63.857.977	6.200.764	-90,29	31.544.205	31.338.249	-0,65
HONG KONG	1.360.265	1.331.546	-2,11	4.469.758	4.238.740	-5,17
KOREA, DEMOCRATIC PEOPLE'S REPUBI	55	0	-100,00	10	0	-100,00
KOREA, REPUBLIC OF	257.769	69.605.336	26.902,99	969.893	7.555.628	679,02
TAIWAN	170.912	303.441	77,54	554.415	833.481	50,34
CHINA	65.361.942	1.347.410	-97,94	5.590.042	3.463.194	-38,05
MONGOLIA	217	0	-100,00	14.846	0	-100,00
MACAU	2.291	5.414	136,32	17.383	44	-99,75
PAPUA NEW GUINEA	1.082.618	726.237	-32,92	2.787.693	3.064.532	9,93
THAILAND	2.603.299	3.241.710	24,52	15.627.243	21.015.710	34,48
SINGAPORE	21.903.163	20.776.013	-5,15	35.163.097	37.949.863	7,93
PHILIPPINES	79.929.183	2.894.172	-96,38	6.388.968	5.705.392	-10,70
MALAYSIA	3.224.757	3.972.186	23,18	12.876.102	16.558.350	28,60
MYANMAR (FORM. BURMA)	15.189	1.368	-90,99	38.087	10.178	-73,28
CAMBODIA	24.876	24.003	-3,51	20.936	71.328	240,70

TABEL 5. PERKEMBANGAN EKSPOR INDONESIA MENURUT KOMODITI DAN NEGARA TUJUAN

JENIS BARANG	BERAT BERSIH (KG)		PERUB	NILAI FOB (US \$)		PERUB
	JAN-NOV 2007	JAN-NOV 2008	%	JAN-NOV 2007	JAN-NOV 2008	%
(1)	(2)	(3)	(4)	(5)	(6)	(7)
BRUNEI DARUSSALAM	49.456	61.173	23,69	271.982	149.173	-45,15
LAO PEOPLE'S DEMOCRATIC REPUBLIC	1.955	16.321	734,83	24.520	88.119	259,38
VIET NAM	1.671.896	2.815.525	68,40	6.536.479	18.398.766	181,48
MALDIVES	39.997	29.707	-25,73	66.642	110.556	65,90
INDIA	641.414	70.167.609	10.839,52	1.848.600	3.976.478	115,11
PAKISTAN	221.358	199.659	-9,80	808.287	863.704	6,86
BANGLADESH	21.554	1.768	-91,80	78.730	4.836	-93,86
SRI LANKA	76.649	85.944	12,13	206.008	414.580	101,24
IRAQ	39.998	114.390	185,99	39.600	255.461	545,10
IRAN (ISLAMIC REPUBLIC OF)	106.446	524.782	393,00	339.780	953.765	180,70
SAUDI ARABIA	945.925	605.182	-36,02	1.038.101	1.143.823	10,18
ISRAEL	0	94.975	--	0	177.120	--
KUWAIT	86.131	79.912	-7,22	144.589	182.450	26,19
JORDAN	22.664	38.346	69,19	91.728	77.986	-14,98
LEBANON	125.218	104.292	-16,71	144.525	427.002	195,45
YEMEN	41.306	1.026	-97,52	87.131	3.708	-95,74
OMAN	87.637	27.435	-68,69	103.995	52.244	-49,76
SYRIA ARAB REPUBLIC	198.015	138.955	-29,83	471.446	153.916	-67,35
TURKEY	37.377	99.746	166,86	246.296	708.097	187,50
UNITED ARAB EMIRATES	1.598.421	2.294.171	43,53	2.235.289	4.909.363	119,63
QATAR	87.363	369.069	322,45	180.231	656.902	264,48
BAHRAIN	703	41.828	5.849,93	1.582	63.260	3.898,74
CYPRUS	37.733	83.969	122,53	47.969	112.704	134,95
EGYPT	90.356	80.117	-11,33	194.740	295.837	51,91
LIBYAN ARAB JAMAHIRIYA	38.355	72.190	88,22	39.286	135.540	245,01
MOROCCO	53.803	29.661	-44,87	53.867	37.378	-30,61
TUNISIA	1.724	6.122	255,10	53.522	51.606	-3,58
ALGERIA	40.000	288	-99,28	40.040	8.065	-79,86
SUDAN	626	8.056	1.186,90	3.300	111.956	3.292,61
NAMIBIA	0	2.152	--	0	1.631	--
ETHIOPIA	4.619	81.773	1.670,36	5.320	87.364	1.542,18
TANZANIA, UNITED REPUBLIC OF	29.149	56.317	93,20	89.901	176.785	96,64
MADAGASCAR	63.910	17.859	-72,06	52.133	36.741	-29,52
KENYA	151.127	179.617	18,85	478.742	572.041	19,49
REUNION	7.218	14.545	101,51	8.416	15.113	79,57
MOZAMBIQUE	0	275	--	0	560	--
BOTSWANA	144	44	-69,44	360	150	-58,33
GHANA	18.560	0	-100,00	25.215	0	-100,00
LIBERIA	2.545	23.131	808,88	45.864	191.823	318,24
ANGOLA	58.974	33.452	-43,28	38.942	129.085	231,48
CONGO	227	0	-100,00	10.845	0	-100,00
CAMEROON	182	0	-100,00	8.876	0	-100,00
NIGERIA	768.664	901.468	17,28	1.930.367	2.486.141	28,79
SIERRA LEONE	2.790	10.876	289,82	11.076	56.171	407,14
SENEGAL	156	6.460	4.041,03	1.123	2.192	95,19
BENIN	180.213	57.534	-68,07	133.445	42.080	-68,47
BURKINA FASO	0	23	--	0	50	--
U. S. VIRGIN ISLANDS	0	220	--	0	864	--
SEYCHELLES	1.449	54.851	3.685,44	2.694	176.504	6.451,74
UGANDA	10.626	40.573	281,83	29.967	116.192	287,73
CENTRAL AFRICAN REPUBLIC	0	250	--	0	2.730	--
NIGER	17.520	0	-100,00	36.060	0	-100,00
SAO TOME AND PRINCIPE	521	7.277	1.296,74	800	8.700	987,50
SOUTH AFRICA	464.358	347.999	-25,06	805.676	1.519.008	88,54
COMOROS	159	952	498,74	885	3.646	311,98
MAURITIUS	10.422	29.668	184,67	48.015	79.280	65,12
VIRGIN ISLANDS (BRITISH)	0	266	--	0	418	--
AUSTRALIA	2.381.505	1.980.024	-16,86	11.886.157	12.518.584	5,32
NEW ZEALAND	334.770	151.711	-54,68	612.749	579.355	-5,45
GUAM	1.754	13.840	689,05	9.447	23.580	149,60
PALAU	0	8	--	0	35	--
NEW CALEDONIA	89.505	122.164	36,49	316.198	442.995	40,10
NORTHERN MARIANA ISLANDS	309	0	-100,00	465	0	-100,00
SAINT VINCENT AND THE GRENADINES	58	4.778	8.137,93	135	44.532	32.886,67
VANUATU	4.110	1.842	-55,18	12.276	787	-93,59
AMERICAN SAMOA	525	0	-100,00	192	0	-100,00
COOK ISLANDS	1.021	0	-100,00	815	0	-100,00
FIJI	19.939	39.043	95,81	117.173	290.706	148,10
SAMOA	4.927	1.989	-59,63	17.335	9.989	-42,38
TONGA	0	1.444	--	0	1.114	--
EAST TIMOR	12.311	639.329	5.093,15	18.969	543.332	2.764,32
UNITED STATES	2.242.253	1.875.474	-16,36	16.068.563	15.996.520	-0,45
CANADA	255.108	285.945	12,09	2.127.258	3.116.488	46,50
MEXICO	13.136	28.314	115,55	102.600	229.715	123,89
GUATEMALA	0	42	--	0	71	--
HONDURAS	5	0	-100,00	10	0	-100,00
PANAMA	38.668	36.922	-4,52	137.997	188.186	36,37
SURINAME	5.765	242	-95,80	17.022	1.700	-90,01
CHILE	20.832	12.751	-38,79	145.475	124.842	-14,18
VENEZUELA	18.431	5.232	-71,61	39.168	22.927	-41,46
ARGENTINA	46.224	54.243	17,35	308.788	834.202	170,15

TABEL 5. PERKEMBANGAN EKSPOR INDONESIA MENURUT KOMODITI DAN NEGARA TUJUAN

JENIS BARANG	BERAT BERSIH (KG)		PERUB	NILAI FOB (US \$)		PERUB
	JAN-NOV 2007	JAN-NOV 2008	%	JAN-NOV 2007	JAN-NOV 2008	%
(1)	(2)	(3)	(4)	(5)	(6)	(7)
BRAZIL	20.103	105.239	423,50	136.610	1.332.383	875,32
COLOMBIA	7.230	5.569	-22,97	78.006	25.020	-67,93
BOLIVIA	1.809	3.096	71,14	23.669	41.007	73,25
URUGUAY	2.984	4.074	36,53	9.909	48.810	392,58
ECUADOR	1.085	184	-83,04	5.749	2.528	-56,03
PERU	1.424	100	-92,98	561	303	-45,99
TRINIDAD AND TOBAGO	8.690	5.906	-32,04	18.682	15.807	-15,39
BAHAMAS	219	1.901	768,04	894	4.968	455,70
JAMAICA	18.732	36.420	94,43	35.199	73.004	107,40
PUERTO RICO	232	2.678	1.054,31	576	9.309	1.516,15
BELIZE	7	252	3.500,00	10	1.028	10.180,00
DOMINICAN REPUBLIC	5.240	2.209	-57,84	10.962	6.512	-40,59
EL SALVADOR	1.463	0	-100,00	6.272	0	-100,00
COSTA RICA	8.863	5.983	-32,49	9.291	12.423	33,71
BARBADOS	22.224	21.395	-3,73	43.217	53.622	24,08
ANTIGUA AND BARBUDA	1.126	1.815	61,19	8.244	4.042	-50,97
ANGUILLA	4.251	0	-100,00	4.625	0	-100,00
ARUBA	791	1.238	56,51	1.238	2.141	72,94
BERMUDA	228	484	112,28	1.289	2.937	127,85
CAYMAN ISLANDS	1.511	340	-77,50	9.218	517	-94,39
DOMINICA	37	345	832,43	70	940	1.242,86
FRENCH GUIANA	725	3.496	382,21	1.447	6.675	361,30
FRENCH POLYNESIA	16.643	26.199	57,42	19.445	42.592	119,04
GRENADA	3.042	2.936	-3,48	5.563	6.145	10,46
MARTINIQUE	2.960	5.102	72,36	8.529	7.526	-11,76
NETHERLANDS ANTILLES	6.512	12.616	93,73	31.371	57.853	84,42
SAINT LUCIA	4.352	13.465	209,40	7.436	30.400	308,82
TURKS AND CAICOS ISLANDS	276	22	-92,03	968	42	-95,66
GUADELOUPE	3.648	996	-72,70	4.563	1.857	-59,30
SAINT KITTS AND NEVIS	27	0	-100,00	377	0	-100,00
UNITED KINGDOM	81.127.004	1.430.539	-98,24	6.999.080	4.358.036	-37,73
NETHERLANDS	332.259	337.111	1,46	2.123.723	2.111.010	-0,60
FRANCE	583.038	278.322	-52,26	1.196.242	774.115	-35,29
GERMANY, FED. REP. OF	1.031.845	2.470.108	139,39	5.103.127	8.386.192	64,33
AUSTRIA	9.371	20.973	123,81	59.044	214.387	263,10
BELGIUM	329.514	272.452	-17,32	803.991	617.553	-23,19
SWITZERLAND	22.575	44.604	97,58	246.832	618.546	150,59
LUXEMBOURG	0	2.100	--	0	6.216	--
DENMARK	88.680	130.479	47,13	171.532	498.985	190,90
NORWAY	28.624	10.568	-63,08	137.379	48.314	-64,83
SWEDEN	169.505	207.268	22,28	814.684	806.266	-1,03
FINLAND	7.095	4.202	-40,78	60.514	27.580	-54,42
IRELAND	153.744	211.860	37,80	222.111	459.138	106,72
ITALY	1.246.116	828.417	-33,52	1.689.559	1.469.419	-13,03
SPAIN	1.485.209	470.002	-68,35	4.138.532	1.237.549	-70,10
PORTUGAL	20.216	26.384	30,51	30.887	37.375	21,01
ICELAND	0	100	--	0	538	--
GREECE	92.067	49.093	-46,68	145.511	118.250	-18,73
DEMOCRATIC REPUBLIC OF THE CONGC	0	57	--	0	14.706	--
HUNGARY	9.907	6.924	-30,11	18.020	23.080	28,08
POLAND	3.296	8.122	146,42	43.240	184.985	327,81
ROMANIA	8.205	1.109	-86,48	29.024	2.829	-90,25
BULGARIA	1.812	4.653	156,79	4.591	24.459	432,76
YUGOSLAVIA	12	0	-100,00	28	0	-100,00
AZERBAIJAN	0	1.111	--	0	39.469	--
KAZAKHSTAN	32	1.160	3.525,00	46	82.022	178.208,70
UKRAINE	43.264	2.395	-94,46	82.753	14.572	-82,39
LITHUANIA	0	425	--	0	875	--
LATVIA	0	385	--	0	822	--
ESTONIA	23.697	16.240	-31,47	42.539	22.283	-47,62
GEORGIA	8.676	0	-100,00	38.750	0	-100,00
CROATIA	2.122	6.036	184,45	11.819	27.088	129,19
MALTA	21.282	9.866	-53,64	27.853	14.321	-48,58
SLOVAKIA	1.044	2	-99,81	5.352	10	-99,81
SLOVENIA	0	570	--	0	609	--
CZECH REPUBLIC	2.526	3.590	42,12	9.318	23.074	147,63
SOUTH GEORGIA AND THE SOUTH SA	0	141	--	0	121	--
RUSSIA FEDERATION	2.735	1.365	-50,09	74.521	37.465	-49,73
-PAKAIAN JADI	366.164.418	380.550.306	3,93	5.219.851.828	5.522.135.609	5,79
JAPAN	8.658.806	9.027.993	4,26	113.104.006	116.117.122	2,66
HONG KONG	593.689	583.721	-1,68	9.759.215	10.948.591	12,19
KOREA, DEMOCRATIC PEOPLE'S REPUB	1.250	182	-85,44	12.135	4.275	-64,77
KOREA, REPUBLIC OF	1.125.298	1.356.923	20,58	17.907.336	21.992.165	22,81
TAIWAN	358.401	308.999	-13,78	5.464.295	5.793.258	6,02
CHINA	1.027.308	939.775	-8,52	14.338.576	20.247.610	41,21
MONGOLIA	0	220	--	0	6.969	--
MACAU	161	66	-59,01	7.276	1.456	-79,99
PAPUA NEW GUINEA	493.853	453.283	-8,21	1.991.174	1.786.130	-10,30
THAILAND	717.293	1.152.250	60,64	6.769.405	11.325.940	67,31
SINGAPORE	7.122.280	4.127.015	-42,05	68.169.996	42.091.653	-38,25

TABEL 5. PERKEMBANGAN EKSPOR INDONESIA MENURUT KOMODITI DAN NEGARA TUJUAN

JENIS BARANG	BERAT BERSIH (KG)		PERUB %	NILAI FOB (US \$)		PERUB %
	JAN-NOV 2007	JAN-NOV 2008		JAN-NOV 2007	JAN-NOV 2008	
(1)	(2)	(3)	(4)	(5)	(6)	(7)
PHILIPPINES	345.489	597.391	72,91	3.525.190	4.944.997	40,28
MALAYSIA	9.290.058	9.303.234	0,14	45.334.704	60.504.315	33,46
MYANMAR (FORM. BURMA)	10.266	15.116	47,24	90.951	221.211	143,22
CAMBODIA	159.112	16.740	-89,48	759.856	102.538	-86,51
BRUNEI DARUSSALAM	244.032	215.310	-11,77	1.547.423	1.853.136	19,76
LAO PEOPLE'S DEMOCRATIC REPUBLIC	8	53.269	665.762,50	143	325.113	227.251,75
NEPAL	40.008	67.423	68,52	387.592	629.142	62,32
VIET NAM	195.257	359.309	84,02	1.483.590	2.651.342	78,71
MALDIVES	88.131	64.921	-26,34	393.724	329.434	-16,33
INDIA	252.440	251.519	-0,36	1.636.021	3.050.268	86,44
PAKISTAN	266.394	327.520	22,95	1.980.085	3.184.689	60,84
BANGLADESH	11.215	10.990	-2,01	48.042	51.848	7,92
SRI LANKA	1.491.878	1.312.249	-12,04	8.440.681	6.897.722	-18,28
AFGHANISTAN	17.820	417	-97,66	76.070	16.016	-78,95
IRAQ	0	823	--	0	24.888	--
IRAN (ISLAMIC REPUBLIC OF)	56.069	222.502	296,84	492.464	1.552.990	215,35
SAUDI ARABIA	6.422.937	6.516.406	1,46	57.046.571	62.040.493	8,75
ISRAEL	0	36.228	--	0	931.162	--
KUWAIT	330.870	503.901	52,30	3.521.644	4.575.716	29,93
JORDAN	1.297	15.024	1.058,37	45.515	86.935	91,00
LEBANON	13.564	29.100	114,54	363.605	532.906	46,56
YEMEN	638.679	690.295	8,08	4.757.393	6.405.507	34,64
OMAN	14.219	15.461	8,73	160.037	162.391	1,47
SYRIA ARAB REPUBLIC	8.560	21.849	155,25	31.578	945.400	2.893,86
TURKEY	442.903	595.357	34,42	7.911.809	12.319.296	55,71
UNITED ARAB EMIRATES	9.617.347	11.634.980	20,98	110.763.909	134.417.966	21,36
QATAR	7.769	18.256	134,99	171.764	293.973	71,15
BAHRAIN	84.560	88.513	4,67	479.783	530.013	10,47
CYPRUS	13.090	20.275	54,89	153.885	345.653	124,62
EGYPT	728.965	999.326	37,09	7.877.966	12.469.589	58,28
LIBYAN ARAB JAMAHIRIYA	159.811	231.632	44,94	572.293	898.808	57,05
MOROCCO	7.770	7.789	0,24	152.427	115.069	-24,51
TUNISIA	31.888	3.565	-88,82	41.291	25.060	-39,31
ALGERIA	125.310	119.201	-4,88	1.455.386	1.398.223	-3,93
SUDAN	1.273.908	1.595.472	25,24	12.410.655	17.135.830	38,07
ERITREA	1.926	345	-82,09	9.191	21.652	135,58
LESOTHO	0	49	--	0	98	--
NAMIBIA	90	11.644	12.837,78	178	27.687	15.454,49
ETHIOPIA	218.301	95.974	-56,04	1.934.501	1.020.361	-47,25
TANZANIA, UNITED REPUBLIC OF	2.267.517	2.228.775	-1,71	1.204.320	1.273.045	5,71
MADAGASCAR	132.100	143.016	8,26	125.704	98.854	-21,36
SOMALIA	68.070	40.463	-40,56	254.338	154.025	-39,44
KENYA	871.780	759.984	-12,82	2.356.514	1.435.697	-39,08
REUNION	43.130	39.039	-9,49	166.904	233.260	39,76
MOZAMBIQUE	410.428	275.037	-32,99	535.134	653.515	22,12
EQUATORIAL GUINEA	24.333	37.470	53,99	31.663	76.080	140,28
TOGO	8.089.385	9.265.737	14,54	12.178.936	15.161.764	24,49
GHANA	414.745	222.211	-46,42	550.048	559.867	1,79
LIBERIA	92.438	165.008	78,51	135.275	214.875	58,84
GUINEA	1.211.268	1.226.641	1,27	1.404.243	1.552.952	10,59
ANGOLA	1.185.570	1.121.271	-5,42	96.700	60.060	-37,89
CONGO	371.996	412.470	10,88	496.008	513.683	3,56
CAMEROON	608.238	516.412	-15,10	863.048	784.295	-9,12
NIGERIA	295.930	199.772	-32,49	1.503.258	611.122	-59,35
SIERRA LEONE	0	9.471	--	0	184.048	--
GABON	92.487	125.145	35,31	59.619	483.409	710,83
COTE D'IVOIRE	102.846	274.588	166,99	404.790	882.123	117,92
SENEGAL	2.345.748	2.034.169	-13,28	2.112.734	1.971.244	-6,70
MAURITANIA	146.827	103.697	-29,37	471.939	536.086	13,59
MALI	77.960	0	-100,00	479.370	0	-100,00
BENIN	2.326.570	2.332.672	0,26	10.250.286	11.236.085	9,62
GAMBIA	330.486	246.424	-25,44	379.482	296.460	-21,88
U.S. VIRGIN ISLANDS	2.810	267	-90,50	8.798	3.219	-63,41
SEYCHELLES	13.176	12.222	-7,24	76.293	67.777	-11,16
UGANDA	92.985	114.334	22,96	310.634	421.064	35,55
NIGER	227.449	45.994	-79,78	1.580.328	50.354	-96,81
DJIBOUTI	111.468	124.048	11,29	678.116	555.174	-18,13
SAO TOME AND PRINCIPE	6.099	6.953	14,00	10.800	5.860	-45,74
SOUTH AFRICA	1.621.396	1.032.052	-36,35	11.316.495	12.745.392	12,63
ZIMBABWE	31.894	2.536	-92,05	245.228	10.229	-95,83
MALAWI	21.238	33.306	56,82	8.990	29.025	222,86
COMOROS	394	2.526	541,12	2.180	9.528	337,06
MAURITIUS	140.184	155.159	10,68	654.876	1.117.629	70,66
VIRGIN ISLANDS (BRITISH)	13.080	625	-95,22	176.152	1.080	-99,39
AUSTRALIA	1.925.923	2.353.341	22,19	35.096.898	39.398.357	12,26
NEW ZEALAND	233.189	236.397	1,38	3.231.840	3.905.040	20,83
MICRONESIA, FEDERATED STATES OF	981	2.012	105,10	7.298	10.262	40,61
GUAM	4.011	3.561	-11,22	51.027	28.181	-44,77
PALAU	1.901	802	-57,81	2.512	6.072	141,72
NEW CALEDONIA	70.626	99.101	40,32	684.600	927.441	35,47
NORTHERN MARIANA ISLANDS	5.900	108	-98,17	34.656	729	-97,90

TABEL 5. PERKEMBANGAN EKSPOR INDONESIA MENURUT KOMODITI DAN NEGARA TUJUAN

JENIS BARANG	BERAT BERSIH (KG)		PERUB	NILAI FOB (US \$)		PERUB
	JAN-NOV 2007	JAN-NOV 2008	%	JAN-NOV 2007	JAN-NOV 2008	%
(1)	(2)	(3)	(4)	(5)	(6)	(7)
SAINT VINCENT AND THE GRENADINES	136	446	227,94	2.293	4.991	117,66
VANUATU	35.609	24.243	-31,92	54.842	49.842	-9,12
WALLIS AND FUTUNA ISLANDS	8.301	12.407	49,46	15.864	18.994	19,73
BRITISH INDIAN OCEAN TERRITORY	1.040	0	-100,00	10.400	0	-100,00
AMERICAN SAMOA	4.316	6.275	45,39	21.479	47.097	119,27
COOK ISLANDS	11.810	3.655	-69,05	21.956	59.783	172,29
FIJI	140.888	85.426	-39,37	1.036.492	718.792	-30,65
SAMOA	0	591	--	0	10.484	--
SOLOMON ISLANDS	3.840	5.445	41,80	10.104	29.427	191,24
TONGA	40.578	98	-99,76	39.442	1.186	-96,99
TUVALU	2.277	5.009	119,98	5.129	12.602	145,70
CHRISTMAS ISLANDS	582	0	-100,00	5.964	0	-100,00
EAST TIMOR	2.802	198.461	6.982,83	55.318	220.995	299,50
UNITED STATES	205.168.238	209.555.381	2,14	3.230.707.278	3.259.802.517	0,90
CANADA	5.515.877	5.578.717	1,14	103.597.595	112.282.708	8,38
MEXICO	2.424.993	3.401.066	40,25	35.689.631	45.758.615	28,21
GUATEMALA	251	43.356	17.173,31	3.778	211.282	5.492,43
HONDURAS	0	706	--	0	4.756	--
NICARAGUA	0	18.293	--	0	40.352	--
PANAMA	1.590.661	1.269.927	-20,16	14.293.089	14.681.158	2,72
CUBA	17	0	-100,00	126	0	-100,00
SURINAME	17.643	35.743	102,59	93.527	138.125	47,68
CHILE	232.521	343.176	47,59	3.641.468	5.206.810	42,99
VENEZUELA	58.833	38.299	-34,90	543.555	419.539	-22,82
ARGENTINA	217.503	310.007	42,53	4.184.373	5.971.785	42,72
BRAZIL	1.121.390	1.444.082	28,78	7.304.173	10.467.913	43,31
COLOMBIA	26.050	17.029	-34,63	351.513	451.358	28,40
BOLIVIA	56	645	1.051,79	2.556	20.126	687,40
URUGUAY	33.961	52.018	53,17	633.907	991.727	56,45
PARAGUAY	483	2.397	396,27	9.682	53.789	455,56
ECUADOR	27.387	18.574	-32,18	355.402	326.728	-8,07
PERU	21.565	28.764	33,38	419.485	510.927	21,80
GUYANA	12.750	21.524	68,82	34.003	39.531	16,26
TRINIDAD AND TOBAGO	1.800	15.241	746,72	19.008	115.318	506,68
BAHAMAS	3.772	5.288	40,19	14.650	27.915	90,55
JAMAICA	7.832	6.534	-16,57	47.880	47.293	-1,23
PUERTO RICO	238.170	216.039	-9,29	2.722.334	2.617.682	-3,84
BELIZE	24.416	29.535	20,97	212.775	273.010	28,31
DOMINICAN REPUBLIC	19.805	11.189	-43,50	106.614	109.520	2,73
EL SALVADOR	21	9.269	44.038,10	847	45.828	5.310,63
COSTA RICA	48.655	27.245	-44,00	228.054	225.012	-1,33
HAITI	16.017	0	-100,00	25.700	0	-100,00
BARBADOS	97	1.179	1.115,46	5.028	21.891	335,38
ANTIGUA AND BARBUDA	2.614	702	-73,14	19.121	4.431	-76,83
ANGUILLA	1	0	-100,00	1	0	-100,00
ARUBA	215	1.309	508,84	4.789	35.858	648,76
BERMUDA	16.711	3.295	-80,28	56.852	28.211	-50,38
CAPE VERDE	217	0	-100,00	120	0	-100,00
CAYMAN ISLANDS	233	346	48,50	5.406	4.214	-22,05
DOMINICA	0	6.467	--	0	22.523	--
FRENCH GUIANA	7.112	4.030	-43,34	42.428	24.544	-42,15
FRENCH POLYNESIA	126.117	92.676	-26,52	545.434	426.052	-21,89
GREENLAND	0	46	--	0	1.198	--
GRENADA	0	1.181	--	0	3.451	--
MARTINIQUE	24.515	19.449	-20,66	115.024	71.360	-37,96
NETHERLANDS ANTILLES	212.109	263.681	24,31	1.719.905	2.625.411	52,65
SAINT LUCIA	129	2.048	1.487,60	6.758	17.570	159,99
TURKS AND CAICOS ISLANDS	0	142	--	0	305	--
GADELOUPE	39.776	11.342	-71,49	139.859	50.360	-63,99
SAINT KITTS AND NEVIS	806	2.607	223,45	14.155	23.223	64,06
UNITED KINGDOM	17.590.706	18.269.305	3,86	289.432.466	305.989.669	5,72
NETHERLANDS	5.213.831	6.487.172	24,42	97.357.819	118.542.205	21,76
FRANCE	6.258.622	5.670.786	-9,39	101.047.261	102.639.701	1,58
GERMANY, FED. REP. OF	22.609.012	25.214.799	11,53	392.443.933	458.762.074	16,90
AUSTRIA	288.732	343.586	19,00	5.672.433	7.675.924	35,32
BELGIUM	6.390.997	7.237.314	13,24	126.061.825	146.250.724	16,02
SWITZERLAND	771.806	736.022	-4,64	12.755.023	12.653.051	-0,80
LUXEMBOURG	838	1.145	36,63	3.347	10.710	219,99
MONACO	165	285	72,73	5.964	7.105	19,13
DENMARK	343.776	340.117	-1,06	4.426.269	5.611.201	26,77
NORWAY	279.156	324.271	16,16	4.709.366	6.056.480	28,60
SWEDEN	720.548	817.396	13,44	11.717.184	11.486.182	-1,97
FINLAND	58.416	68.519	17,29	743.527	1.012.707	36,20
IRELAND	604.128	605.871	0,29	9.759.511	9.509.654	-2,56
ITALY	3.150.457	3.301.262	4,79	65.428.859	71.933.939	9,94
SPAIN	2.853.885	4.461.590	56,33	37.651.023	63.341.336	68,23
PORTUGAL	82.292	71.637	-12,95	887.213	942.883	6,27
ICELAND	0	12	--	0	768	--
MONTserrat	172	0	-100,00	3.764	0	-100,00
GREECE	147.675	180.178	22,01	2.099.871	3.485.366	65,98
ANDORRA	0	377	--	0	4.573	--

TABEL 5. PERKEMBANGAN EKSPOR INDONESIA MENURUT KOMODITI DAN NEGARA TUJUAN

JENIS BARANG	BERAT BERSIH (KG)		PERUB %	NILAI FOB (US \$)		PERUB %
	JAN-NOV 2007	JAN-NOV 2008		JAN-NOV 2007	JAN-NOV 2008	
	(1)	(2)	(3)	(4)	(5)	(6)
DEMOCRATIC REPUBLIC OF THE CONGC	210.211	192.059	-8,64	359.520	955.532	165,78
HUNGARY	41.520	22.041	-46,91	356.991	406.266	13,80
POLAND	194.049	323.111	66,51	3.069.816	4.563.328	48,65
ROMANIA	31.142	29.318	-5,86	525.093	525.274	0,03
BULGARIA	4.488	7.793	73,64	54.943	114.688	108,74
YUGOSLAVIA	13.131	23.198	76,67	145.151	465.516	220,71
ALBANIA	904	202	-77,65	12.337	308	-97,50
KAZAKHSTAN	1.732	27.370	1.480,25	54.401	854.406	1.470,57
MOLDOVA, REPUBLIC OF	109	0	-100,00	2.550	0	-100,00
TAJIKISTAN	4.761	0	-100,00	31.073	0	-100,00
UKRAINE	701.063	1.060.464	51,27	10.270.374	15.523.798	51,15
LITHUANIA	21.207	7.040	-66,80	400.845	39.235	-90,21
LATVIA	61.392	29.608	-51,77	599.845	409.341	-31,76
ESTONIA	4.304	65.011	1.410,48	91.221	689.970	656,37
GEORGIA	0	1.988	--	0	41.910	--
CROATIA	30.093	32.680	8,60	135.494	339.600	150,64
BOSNIA AND HERZEGOVINA	610	0	-100,00	1.571	0	-100,00
MALTA	103.763	55.927	-46,10	425.678	420.387	-1,24
SLOVAKIA	99.380	68.298	-31,28	1.682.452	1.094.129	-34,97
SLOVENIA	14.669	11.361	-22,55	199.388	210.564	5,61
CZECH REPUBLIC	157.737	164.257	4,13	3.972.623	4.774.054	20,17
SOUTH GEORGIA AND THE SOUTH SA REP. OF MACEDONIA	182 984	0 0	-100,00 -100,00	7.821 4.603	0 0	-100,00 -100,00
RUSSIA FEDERATION	843.439	1.019.718	20,90	22.224.849	27.795.364	25,06
-KAIN TENUN	277.842.907	243.609.318	-12,32	1.303.173.154	1.335.918.380	2,51
JAPAN	28.915.317	29.180.966	0,92	121.898.532	135.525.117	11,18
HONG KONG	5.373.061	2.859.706	-46,78	35.193.842	21.414.893	-39,15
KOREA, DEMOCRATIC PEOPLE'S REPUB KOREA, REPUBLIC OF	0 3.078.000	80.413 4.955.379	-- 60,99	0 10.928.831	209.279 18.535.023	-- 69,60
TAIWAN	6.192.098	4.662.909	-24,70	32.224.432	23.140.043	-28,19
CHINA	7.559.199	9.563.591	26,52	35.913.466	40.413.010	12,53
MACAU	80.352	150.903	87,80	504.059	922.167	82,95
PAPUA NEW GUINEA	266.236	320.614	20,42	1.455.991	1.964.603	34,93
THAILAND	7.099.315	7.016.654	-1,16	29.747.665	38.364.319	28,97
SINGAPORE	5.107.267	4.763.981	-6,72	29.106.864	42.997.429	47,72
PHILIPPINES	4.312.462	3.220.146	-25,33	40.458.360	18.369.738	-54,60
MALAYSIA	31.187.645	17.659.191	-43,38	85.614.475	74.706.605	-12,74
MYANMAR (FORM. BURMA)	1.030.871	836.286	-18,88	6.688.008	6.017.457	-10,03
CAMBODIA	1.889.357	1.977.765	4,68	8.125.798	9.317.094	14,66
BRUNEI DARUSSALAM	86.063	104.190	21,06	492.427	728.855	48,01
LAO PEOPLE'S DEMOCRATIC REPUBLIC	112.679	385.326	241,97	463.705	1.907.131	311,28
NEPAL	1.091	2.322	112,83	8.294	14.629	76,38
VIET NAM	3.899.287	4.877.178	25,08	23.188.928	26.153.146	12,78
MALDIVES	81.730	105.544	29,14	261.883	177.854	-32,09
INDIA	2.819.649	2.259.776	-19,86	15.744.938	13.685.122	-13,08
PAKISTAN	498.379	292.166	-41,38	1.812.201	1.550.796	-14,42
BANGLADESH	8.445.192	4.879.013	-42,23	32.008.248	23.019.237	-28,08
SRI LANKA	3.769.535	4.046.250	7,34	21.490.295	34.347.963	59,83
AFGHANISTAN	85.217	80.496	-5,54	403.376	645.417	60,00
IRAQ	0	34.253	--	0	194.431	--
IRAN (ISLAMIC REPUBLIC OF)	647.640	616.492	-4,81	3.243.310	4.029.637	24,24
SAUDI ARABIA	12.664.991	11.874.505	-6,24	80.523.912	83.938.650	4,24
ISRAEL	0	27.520	--	0	117.177	--
KUWAIT	1.093.178	771.516	-29,42	8.777.228	6.332.128	-27,86
JORDAN	814.859	1.027.061	26,04	4.319.397	6.065.984	40,44
LEBANON	164.575	312.859	90,10	886.176	1.887.972	113,05
YEMEN	1.017.630	770.476	-24,29	5.213.713	4.439.352	-14,85
OMAN	646.717	671.960	3,90	3.735.345	3.967.531	6,22
SYRIA ARAB REPUBLIC	1.254.661	1.530.366	21,97	7.023.198	9.859.524	40,39
TURKEY	25.857.276	26.119.333	1,01	119.072.230	130.457.825	9,56
UNITED ARAB EMIRATES	28.243.303	22.990.725	-18,60	144.592.502	167.864.581	16,09
QATAR	128.098	124.910	-2,49	966.513	938.304	-2,92
BAHRAIN	62.769	72.460	15,44	474.052	607.177	28,08
CYPRUS	86.813	89.551	3,15	533.408	635.956	19,23
EGYPT	1.118.771	1.237.444	10,61	6.194.522	8.375.079	35,20
LIBYAN ARAB JAMAHIRIYA	534.572	440.604	-17,58	2.787.860	2.670.163	-4,22
MOROCCO	543.758	856.874	57,58	3.442.394	4.894.597	42,19
TUNISIA	124.862	61.356	-50,86	608.473	323.706	-46,80
ALGERIA	162.401	245.975	51,46	489.607	657.019	34,19
SUDAN	221.236	400.071	80,83	1.261.151	2.485.356	97,07
LESOTHO	1.307.367	1.412.671	8,05	3.642.000	4.430.941	21,66
ETHIOPIA	26.566	154.841	482,85	140.713	733.233	421,08
TANZANIA, UNITED REPUBLIC OF	0	34.104	--	0	130.442	--
MADAGASCAR	100.928	11.846	-88,26	337.420	20.300	-93,98
SOMALIA	23.336	28.143	20,60	121.072	218.104	80,14
KENYA	1.256.435	900.378	-28,34	5.737.114	4.642.591	-19,08
REUNION	644	2.316	259,63	4.061	13.452	231,25
MOZAMBIQUE	0	12.171	--	0	106.802	--
BOTSWANA	27.576	22.722	-17,60	150.163	93.792	-37,54
TOGO	73.171	117.290	60,30	351.070	558.665	59,13

TABEL 5. PERKEMBANGAN EKSPOR INDONESIA MENURUT KOMODITI DAN NEGARA TUJUAN

JENIS BARANG	BERAT BERSIH (KG)		PERUB %	NILAI FOB (US \$)		PERUB %
	JAN-NOV 2007	JAN-NOV 2008		JAN-NOV 2007	JAN-NOV 2008	
(1)	(2)	(3)	(4)	(5)	(6)	(7)
GHANA	333.016	183.028	-45,04	1.498.113	1.080.998	-27,84
GUINEA	116.876	49.087	-58,00	256.441	56.545	-77,95
ANGOLA	0	5.897	--	0	37.724	--
CAMEROON	15.099	0	-100,00	88.812	0	-100,00
NIGERIA	181.148	249.677	37,83	1.388.394	1.963.682	41,44
GABON	14.567	7.490	-48,58	12.280	4.875	-60,30
COTE D'IVOIRE	111.244	91.289	-17,94	481.093	331.858	-31,02
SENEGAL	58.688	2.899	-95,06	157.770	2.700	-98,29
MALI	41.764	162.526	289,15	230.200	821.830	257,01
BENIN	36.882	68.596	85,99	205.077	604.844	194,94
BURKINA FASO	26.487	0	-100,00	74.482	0	-100,00
GAMBIA	4.533	26.066	475,03	21.867	200.503	816,92
SEYCHELLES	0	3.873	--	0	34.145	--
UGANDA	5.972	73.958	1.138,41	30.603	490.541	1.502,92
CENTRAL AFRICAN REPUBLIC	5.250	0	-100,00	11.025	0	-100,00
NIGER	39.585	54.405	37,44	259.392	223.035	-14,02
DJIBOUTI	105.361	28.051	-73,38	536.758	201.744	-62,41
SOUTH AFRICA	5.918.093	4.156.566	-29,77	22.137.109	23.445.731	5,91
ZIMBABWE	575.118	395.422	-31,25	2.718.911	1.614.508	-40,62
ZAMBIA	0	5.013	--	0	27.648	--
COMOROS	1.102	0	-100,00	6.099	0	-100,00
MAURITIUS	425.137	759.341	78,61	1.989.465	3.713.536	86,66
AUSTRALIA	2.781.339	2.004.217	-27,94	9.763.145	8.687.254	-11,02
NEW ZEALAND	359.231	319.393	-11,09	2.138.092	2.453.541	14,75
MICRONESIA, FEDERATED STATES OF	126.002	16.811	-86,66	1.117.476	135.945	-87,83
GUAM	399	48	-87,97	1.837	67	-96,35
PALAU	33	1.165	3.430,30	484	2.212	357,02
NEW CALEDONIA	3.349	2.618	-21,83	7.000	6.626	-5,34
NORTHERN MARIANA ISLANDS	300	0	-100,00	6.200	0	-100,00
VANUATU	1.160	3.379	191,29	616	2.329	278,08
AMERICAN SAMOA	0	3.560	--	0	31.940	--
COOK ISLANDS	2	185	9.150,00	8	707	8.737,50
FIJI	289.585	193.104	-33,32	1.631.846	1.117.244	-31,53
TONGA	0	603	--	0	7.180	--
EAST TIMOR	3.373	14.604	332,97	63.485	21.716	-65,79
UNITED STATES	11.920.634	8.901.536	-25,33	75.765.631	66.049.796	-12,82
CANADA	1.145.778	1.109.818	-3,14	7.030.892	7.356.411	4,63
MEXICO	2.923.336	2.279.088	-22,04	13.358.944	12.513.524	-6,33
GUATEMALA	163.712	136.858	-16,40	1.020.472	1.180.666	15,70
HONDURAS	139.821	216.981	55,18	986.206	1.435.859	45,59
NICARAGUA	181.695	562.823	209,76	590.146	2.154.806	265,13
PANAMA	876.602	907.036	3,47	4.235.787	5.985.779	41,31
CUBA	0	26.573	--	0	62.847	--
SURINAME	23.003	16.752	-27,17	78.440	86.329	10,06
CHILE	355.444	134.208	-62,24	1.529.478	900.499	-41,12
VENEZUELA	284.721	146.692	-48,48	1.352.718	677.781	-49,89
ARGENTINA	363.253	258.911	-28,72	1.838.645	1.581.771	-13,97
BRAZIL	1.764.247	2.450.887	38,92	11.280.295	16.873.041	49,58
COLOMBIA	775.180	440.245	-43,21	3.883.299	2.650.162	-31,75
BOLIVIA	2.112	0	-100,00	13.155	0	-100,00
URUGUAY	77.883	99.939	28,32	299.331	374.416	25,08
PARAGUAY	0	26.894	--	0	174.446	--
ECUADOR	25.077	33.924	35,28	105.785	267.506	152,88
PERU	465.132	772.481	66,08	2.916.695	4.694.637	60,96
GUYANA	19.142	1.901	-90,07	76.525	7.129	-90,68
TRINIDAD AND TOBAGO	97.944	0	-100,00	558.022	0	-100,00
JAMAICA	21.285	18.970	-10,88	122.113	123.810	1,39
PUERTO RICO	4	9	125,00	11	171	1.454,55
DOMINICAN REPUBLIC	174.075	187.272	7,58	986.009	1.114.177	13,00
EL SALVADOR	131.963	119.764	-9,24	764.807	581.199	-24,01
COSTA RICA	705	365	-48,23	2.275	2.905	27,69
ANTIGUA AND BARBUDA	1.612	88	-94,54	9.470	335	-96,46
ARUBA	0	48	--	0	95	--
BERMUDA	85	0	-100,00	101	0	-100,00
FRENCH POLYNESIA	28.376	6.268	-77,91	213.354	90.094	-57,77
MARTINIQUE	18	78	333,33	200	737	268,50
NETHERLANDS ANTILLES	3.970	106	-97,33	25.530	2.995	-88,27
TURKS AND CAICOS ISLANDS	0	427	--	0	913	--
GUADELOUPE	474	1.696	257,81	903	3.638	302,88
SAINT KITTS AND NEVIS	1.112	354	-68,17	6.220	2.020	-67,52
UNITED KINGDOM	4.974.234	5.014.747	0,81	25.901.730	22.779.352	-12,05
NETHERLANDS	5.289.788	5.646.027	6,73	21.759.963	25.460.863	17,01
FRANCE	988.057	948.377	-4,02	9.935.963	7.789.568	-21,60
GERMANY, FED. REP. OF	4.998.690	4.408.510	-11,81	23.813.769	23.174.173	-2,69
AUSTRIA	20.896	9.275	-55,61	208.777	114.302	-45,25
BELGIUM	4.174.724	3.055.121	-26,82	13.813.196	10.632.816	-23,02
SWITZERLAND	8.955	30.098	236,10	218.211	195.723	-10,31
DENMARK	212.889	172.112	-19,15	1.515.073	1.170.111	-22,77
NORWAY	93.322	17.684	-81,05	431.881	105.791	-75,50
SWEDEN	78.572	59.137	-24,74	457.854	327.406	-28,49
FINLAND	547.534	580.854	6,09	3.433.806	3.744.937	9,06

TABEL 5. PERKEMBANGAN EKSPOR INDONESIA MENURUT KOMODITI DAN NEGARA TUJUAN

JENIS BARANG	BERAT BERSIH (KG)		PERUB %	NILAI FOB (US \$)		PERUB %
	JAN-NOV 2007	JAN-NOV 2008		JAN-NOV 2007	JAN-NOV 2008	
	(1)	(2)	(3)	(4)	(5)	(6)
IRELAND	64.994	167	-99,74	193.105	631	-99,67
ITALY	13.898.377	11.352.342	-18,32	45.257.529	41.542.494	-8,21
SPAIN	4.405.578	3.842.751	-12,78	16.751.445	16.421.478	-1,97
PORTUGAL	575.187	446.614	-22,35	2.213.889	1.873.596	-15,37
GREECE	626.082	689.973	10,20	3.237.277	3.847.003	18,83
HUNGARY	379.584	266.050	-29,91	2.254.296	1.860.543	-17,47
POLAND	1.442.758	1.083.248	-24,92	8.973.577	7.178.103	-20,01
ROMANIA	159.434	68.807	-56,84	851.671	462.482	-45,70
BULGARIA	67.111	42.115	-37,25	379.374	330.377	-12,92
YUGOSLAVIA	0	76	--	0	367	--
ALBANIA	0	21	--	0	32	--
BELARUS	209.817	50.263	-76,04	1.360.286	378.653	-72,16
KAZAKHSTAN	1.131	1.977	74,80	21.325	44.866	110,39
TAJKISTAN	53.251	0	-100,00	252.842	0	-100,00
UKRAINE	371.557	294.818	-20,65	2.616.644	2.428.139	-7,20
UZBEKISTAN	138.008	88.558	-35,83	387.585	328.347	-15,28
LITHUANIA	0	20.874	--	0	123.113	--
LATVIA	4.330	246	-94,32	36.376	4.802	-86,80
ESTONIA	3.872	12.025	210,56	32.531	64.466	98,17
CROATIA	11.043	25.289	129,00	52.755	164.468	211,76
MALTA	2.110	2.864	35,73	8.523	17.283	102,78
SLOVAKIA	30.012	8.425	-71,93	161.939	47.868	-70,44
SLOVENIA	15.981	20.827	30,32	182.379	227.870	24,94
CZECH REPUBLIC	144.149	86.327	-40,11	734.384	633.263	-13,77
RUSSIA FEDERATION	207.655	267.298	28,72	1.474.438	2.351.994	59,52
-TEKSTIL LAINNYA	1.085.022.288	1.010.742.191	-6,85	2.534.834.874	2.511.371.137	-0,93
JAPAN	76.181.992	78.873.923	3,53	230.935.188	257.289.767	11,41
HONG KONG	29.138.170	14.983.607	-48,58	66.262.382	44.767.680	-32,44
KOREA, DEMOCRATIC PEOPLE'S REPUB	19.932	1.119	-94,39	61.175	538	-99,12
KOREA, REPUBLIC OF	82.865.924	83.219.019	0,43	213.528.245	232.526.538	8,90
TAIWAN	32.099.194	24.999.628	-22,12	58.117.421	58.949.334	1,43
CHINA	57.504.807	49.880.910	-13,26	95.971.207	100.130.592	4,33
MONGOLIA	0	170	--	0	6	--
MACAU	42.743	79.677	86,41	192.543	448.742	133,06
PAPUA NEW GUINEA	144.279	277.686	92,46	294.605	710.207	141,07
THAILAND	28.628.584	29.506.125	3,07	71.486.698	81.279.414	13,70
SINGAPORE	15.610.099	8.784.914	-43,72	46.355.419	28.766.600	-37,94
PHILIPPINES	18.374.726	17.131.887	-6,76	40.023.889	41.463.083	3,60
MALAYSIA	32.624.374	27.010.359	-17,21	81.373.240	72.981.099	-10,31
MYANMAR (FORM. BURMA)	132.769	541.900	308,15	634.604	1.555.040	145,04
CAMBODIA	740.197	622.174	-15,94	3.310.429	3.246.723	-1,92
BRUNEI DARUSSALAM	234.382	198.989	-15,10	645.490	647.949	0,38
LAO PEOPLE'S DEMOCRATIC REPUBLIC	6.133	298	-95,14	38.301	154	-99,60
NEPAL	35.170	830	-97,64	73.098	8.916	-87,80
VIET NAM	31.160.163	32.802.451	5,27	55.219.833	63.934.759	15,78
MALDIVES	85.931	62.541	-27,22	355.274	535.688	50,78
INDIA	22.446.860	23.221.599	3,45	48.985.378	65.252.689	33,21
PAKISTAN	12.551.795	29.773.648	137,21	26.947.875	59.117.282	119,38
BANGLADESH	14.610.430	14.372.697	-1,63	38.004.133	37.121.109	-2,32
SRI LANKA	9.540.075	10.078.638	5,65	27.874.553	29.076.059	4,31
AFGHANISTAN	1.700	11.876	598,59	5.408	11.058	104,47
IRAQ	26	113	334,62	52	20	-61,54
IRAN (ISLAMIC REPUBLIC OF)	14.404.907	9.903.122	-31,25	28.648.106	22.565.027	-21,23
SAUDI ARABIA	2.482.515	3.109.931	25,27	9.760.996	13.038.051	33,57
ISRAEL	15.241	5.858.210	38.337,18	41.584	13.757.028	32.982,50
KUWAIT	570.960	111.518	-80,47	2.167.684	817.280	-62,30
JORDAN	699.652	413.509	-40,90	1.580.294	1.162.627	-26,43
LEBANON	101.683	134.363	32,14	395.806	366.550	-7,39
YEMEN	946.616	829.949	-12,32	3.680.594	3.595.528	-2,31
OMAN	21.618	27.430	26,89	76.020	69.506	-8,57
SYRIA ARAB REPUBLIC	3.655.312	4.741.997	29,73	6.482.774	9.619.709	48,39
TURKEY	83.042.802	72.964.863	-12,14	198.350.583	168.683.204	-14,96
UNITED ARAB EMIRATES	6.525.372	6.278.168	-3,79	23.977.211	28.140.853	17,36
QATAR	60.988	36.103	-40,80	534.393	78.744	-85,26
BAHRAIN	9.491	1.048	-88,96	9.252	10.559	14,13
CYPRUS	6.799	13.599	100,01	12.046	55.199	358,24
EGYPT	33.512.142	35.010.866	4,47	58.049.481	64.925.835	11,85
LIBYAN ARAB JAMAHIRIYA	123.451	388	-99,69	139.599	7.887	-94,35
MOROCCO	4.429.352	2.732.030	-38,32	6.508.369	4.886.322	-24,92
TUNISIA	382.506	416.378	8,86	863.366	1.126.489	30,48
ALGERIA	3.150.293	1.920.854	-39,03	5.831.874	5.567.655	-4,53
SUDAN	132.356	217.883	64,62	353.090	413.732	17,17
NAMIBIA	825	1.152	39,64	1.369	1.677	22,50
ETHIOPIA	815.900	2.223.918	172,57	2.614.765	6.656.730	154,58
TANZANIA, UNITED REPUBLIC OF	167.662	171.736	2,43	274.497	356.778	29,98
MADAGASCAR	237.995	245.952	3,34	735.234	693.865	-5,63
SOMALIA	58.900	0	-100,00	269.193	0	-100,00
KENYA	1.938.468	1.445.130	-25,45	3.746.452	3.994.068	6,61
REUNION	53.624	63.828	19,03	116.503	133.668	14,73
MOZAMBIQUE	21.672	1.293	-94,03	36.464	2.672	-92,67

TABEL 5. PERKEMBANGAN EKSPOR INDONESIA MENURUT KOMODITI DAN NEGARA TUJUAN

JENIS BARANG	BERAT BERSIH (KG)		PERUB %	NILAI FOB (US \$)		PERUB %
	JAN-NOV 2007	JAN-NOV 2008		JAN-NOV 2007	JAN-NOV 2008	
(1)	(2)	(3)	(4)	(5)	(6)	(7)
BOTSWANA	7.664	3.303	-56,90	22.053	9.413	-57,32
TOGO	94.497	412.453	336,47	464.573	1.207.552	159,93
GHANA	820.142	663.058	-19,15	3.103.979	2.811.113	-9,44
LIBERIA	93	120	29,03	240	10	-95,83
GUINEA	2.983	33.242	1.014,38	455	93.779	20.510,77
ANGOLA	16.728	24.553	46,78	41.719	34.239	-17,93
CONGO	0	24.478	--	0	39.134	--
CAMEROON	141.005	164.042	16,34	284.592	309.800	8,86
NIGERIA	151.024	298.982	97,97	312.893	890.748	184,68
SIERRA LEONE	8.311	37.462	350,75	27.129	131.996	386,55
GABON	88.397	27.918	-68,42	126.041	54.960	-56,40
COTE D'IVOIRE	299.895	381.805	27,31	808.744	1.146.165	41,72
SENEGAL	265.689	352.179	32,55	660.872	771.126	16,68
MAURITANIA	651.124	161.439	-75,21	2.087.154	520.425	-75,07
MALI	12.797	100	-99,22	40.388	1.695	-95,80
BENIN	118.816	198.242	66,85	1.101.259	2.062.434	87,28
BURKINA FASO	0	16.224	--	0	48.688	--
GAMBIA	34.513	35.138	1,81	36.517	81.804	124,02
U.S. VIRGIN ISLANDS	682	1.293	89,59	3.099	1.678	-45,85
SEYCHELLES	11.323	14.652	29,40	24.649	33.517	35,98
UGANDA	6.102	449	-92,64	18.674	8.438	-54,81
CENTRAL AFRICAN REPUBLIC	7.868	0	-100,00	26.529	0	-100,00
NIGER	0	37.976	--	0	441.090	--
CHAD	0	186	--	0	186	--
DJIBOUTI	1.552.857	78.515	-94,94	4.183.381	180.964	-95,67
SAO TOME AND PRINCIPE	0	12.201	--	0	11.540	--
SWAZILAND	0	11.859	--	0	27.558	--
SOUTH AFRICA	5.604.833	4.092.454	-26,98	14.064.016	12.468.511	-11,34
ZIMBABWE	190.231	51.464	-72,95	351.653	274.459	-21,95
ZAMBIA	113.810	94.531	-16,94	220.685	199.024	-9,82
MALAWI	0	143	--	0	258	--
MAURITIUS	1.185.877	1.189.883	0,34	3.501.940	3.914.817	11,79
VIRGIN ISLANDS (BRITISH)	16	1.258	7.762,50	210	5.261	2.405,24
AUSTRALIA	17.559.282	15.012.547	-14,50	37.723.418	35.571.972	-5,70
NEW ZEALAND	2.725.562	2.666.657	-2,16	7.071.885	7.669.911	8,46
MICRONESIA, FEDERATED STATES OF	1.805	3.812	111,19	4.983	7.312	46,74
GUAM	9.313	7.908	-15,09	36.964	20.384	-44,85
PALAU	925	1.705	84,32	3.807	5.575	46,44
NEW CALEDONIA	70.718	77.885	10,13	297.690	318.959	7,14
NORTHERN MARIANA ISLANDS	1.480	1	-99,93	7.737	7	-99,91
SAINT VINCENT AND THE GRENADINES	6.113	1.288	-78,93	12.348	2.210	-82,10
VANUATU	16.379	47.369	189,21	26.539	53.101	100,09
WALLIS AND FUTUNA ISLANDS	3.317	4.377	31,96	7.163	7.205	0,59
AMERICAN SAMOA	15.679	0	-100,00	146.697	0	-100,00
COOK ISLANDS	33.977	7.642	-77,51	96.891	77.714	-19,79
FIJI	29.406	71.027	141,54	157.702	335.183	112,54
KIRIBATI	1.667	255	-84,70	2.970	792	-73,33
MARSHALL ISLANDS	5	0	-100,00	200	0	-100,00
SAMOA	1.293	4.427	242,38	3.658	17.082	366,98
SOLOMON ISLANDS	58.770	1.480	-97,48	59.287	4.130	-93,03
TONGA	880	3.716	322,27	5.863	6.333	8,02
TUVALU	186	459	146,77	475	1.081	127,58
CHRISTMAS ISLANDS	322	0	-100,00	3.298	0	-100,00
EAST TIMOR	400.997	226.649	-43,48	753.639	442.231	-41,32
UNITED STATES	80.050.231	82.236.698	2,73	188.405.966	188.661.435	0,14
CANADA	7.480.669	5.833.285	-22,02	17.104.854	13.839.145	-19,09
MEXICO	11.644.416	13.115.446	12,63	25.910.414	30.670.286	18,37
GUATEMALA	463.606	1.059.801	128,60	939.983	2.514.480	167,50
HONDURAS	308.018	839.703	172,61	618.414	1.670.048	170,05
NICARAGUA	2.438	787	-67,72	3.704	1.500	-59,50
PANAMA	32.785	739	-97,75	99.860	6.451	-93,54
CUBA	182.009	102.208	-43,84	301.316	194.922	-35,31
SURINAME	207.378	207.467	0,04	382.853	470.607	22,92
CHILE	3.017.585	3.043.676	0,86	7.187.585	8.276.281	15,15
VENEZUELA	4.432.829	3.823.798	-13,74	10.194.511	9.536.336	-6,46
ARGENTINA	24.044.224	18.394.467	-23,50	57.659.711	46.016.035	-20,19
BRAZIL	109.169.599	96.938.055	-11,20	242.728.923	214.464.937	-11,64
COLOMBIA	7.817.952	5.360.104	-31,44	17.300.939	10.921.045	-36,88
BOLIVIA	18	0	-100,00	200	0	-100,00
URUGUAY	232.971	442.381	89,89	500.637	1.265.962	152,87
PARAGUAY	39.826	32.135	-19,31	84.390	96.652	14,53
ECUADOR	1.715.488	1.382.463	-19,41	3.900.861	3.487.634	-10,59
PERU	2.503.916	1.579.564	-36,92	5.134.938	4.335.752	-15,56
GUYANA	67.839	70.756	4,30	134.865	159.344	18,15
TRINIDAD AND TOBAGO	18.100	19.420	7,29	34.096	56.702	66,30
BAHAMAS	4.809	1.820	-62,15	9.145	12.173	33,11
JAMAICA	222.794	160.494	-27,96	421.895	317.149	-24,83
PUERTO RICO	4.947	5.673	14,68	22.363	14.595	-34,74
BELIZE	2.951	1.622	-45,04	13.091	6.610	-49,51
DOMINICAN REPUBLIC	329.509	211.095	-35,94	672.411	720.161	7,10
EL SALVADOR	701.880	421.363	-39,97	1.852.672	1.025.318	-44,66

TABEL 5. PERKEMBANGAN EKSPOR INDONESIA MENURUT KOMODITI DAN NEGARA TUJUAN

JENIS BARANG	BERAT BERSIH (KG)		PERUB %	NILAI FOB (US \$)		PERUB %
	JAN-NOV 2007	JAN-NOV 2008		JAN-NOV 2007	JAN-NOV 2008	
(1)	(2)	(3)	(4)	(5)	(6)	(7)
COSTA RICA	142.613	78.691	-44,82	418.341	420.494	0,51
HAITI	207	0	-100,00	141	0	-100,00
BARBADOS	1.324	7.123	437,99	3.595	39.480	998,19
ANTIGUA AND BARBUDA	1.937	3.629	87,35	4.122	11.913	189,01
ANGUILLA	27	0	-100,00	82	0	-100,00
ARUBA	666	371	-44,29	1.447	2.900	100,41
BERMUDA	191	404	111,52	1.232	2.286	85,55
CAYMAN ISLANDS	4.153	2.352	-43,37	8.730	1.417	-83,77
DOMINICA	1.165	17.615	1.412,02	2.161	48.396	2.139,52
FALKLAND ISLANDS (MALVINAS)	6	0	-100,00	8	0	-100,00
FRENCH GUIANA	5.399	27.396	407,43	13.198	66.773	405,93
FRENCH POLYNESIA	168.265	189.753	12,77	509.505	527.476	3,53
GRENADA	63	25.070	39.693,65	455	48.364	10.529,45
MARTINIQUE	29.560	22.158	-25,04	115.723	92.059	-20,45
NETHERLANDS ANTILLES	43.026	24.641	-42,73	101.538	116.282	14,52
SAINT LUCIA	680	3.270	380,88	4.404	13.927	216,24
TURKS AND CAICOS ISLANDS	319	2.587	710,97	1.121	7.164	539,07
GUADELOUPE	28.230	23.815	-15,64	93.046	94.635	1,71
SAINT KITTS AND NEVIS	379	7.486	1.875,20	5.843	10.733	83,69
UNITED KINGDOM	14.301.843	12.425.314	-13,12	29.963.879	28.034.903	-6,44
NETHERLANDS	5.145.519	4.992.338	-2,98	13.836.105	13.143.399	-5,01
FRANCE	1.773.673	1.285.717	-27,51	8.478.069	6.276.570	-25,96
GERMANY, FED. REP. OF	26.428.117	26.805.008	1,43	65.613.012	65.117.399	-0,76
AUSTRIA	73.780	56.805	-23,01	371.720	136.085	-63,39
BELGIUM	31.057.445	26.500.151	-14,67	65.270.975	56.085.437	-14,07
SWITZERLAND	278.469	119.917	-56,94	880.098	419.240	-52,36
LUXEMBOURG	400	0	-100,00	500	0	-100,00
DENMARK	632.223	465.117	-26,43	2.746.614	2.176.195	-20,77
NORWAY	320.152	200.061	-37,51	2.143.007	1.464.717	-31,65
SWEDEN	2.809.392	1.863.055	-33,68	14.875.337	7.648.304	-48,58
FINLAND	1.240.575	1.648.232	32,86	2.909.648	4.266.734	46,64
IRELAND	192.261	308.311	60,36	386.755	706.181	82,59
ITALY	43.509.851	36.731.899	-15,58	93.286.934	80.927.917	-13,25
SPAIN	20.975.703	16.478.573	-21,44	45.610.387	38.005.294	-16,67
PORTUGAL	5.791.859	6.811.826	17,61	14.351.775	18.625.003	29,77
ICELAND	5.798	6.301	8,68	38.167	45.771	19,92
GREECE	7.333.698	4.005.892	-45,38	20.448.140	10.750.954	-47,42
DEMOCRATIC REPUBLIC OF THE CONGC	128.402	86.631	-32,53	336.624	201.049	-40,27
HUNGARY	2.023.964	1.752.327	-13,42	3.846.932	3.749.398	-2,54
POLAND	5.179.118	3.907.667	-24,55	11.444.092	8.982.312	-21,51
ROMANIA	461.263	621.484	34,74	909.107	2.170.672	138,77
BULGARIA	205.171	376.317	83,42	425.772	742.176	74,31
YUGOSLAVIA	10.530	6.998	-33,54	12.551	39.652	215,93
ALBANIA	0	11.768	--	0	14.649	--
AZERBAIJAN	0	4.192	--	0	16.179	--
KAZAKHSTAN	4.000	300	-92,50	2.041	600	-70,60
KYRGYZSTAN	287.289	285.383	-0,66	814.238	957.956	17,65
MOLDOVA, REPUBLIC OF	21.874	494	-97,74	36.748	180	-99,51
TAJIKISTAN	5.281	0	-100,00	33.444	0	-100,00
UKRAINE	318.277	413.681	29,98	815.773	1.092.256	33,89
UZBEKISTAN	14.680	3.360	-77,11	24.430	615	-97,48
LITHUANIA	2.202.999	1.693.961	-23,11	3.900.143	3.476.082	-10,87
LATVIA	84.056	245.739	192,35	197.013	527.285	167,64
ESTONIA	63.776	112.073	75,73	196.752	354.038	79,94
GEORGIA	39.759	0	-100,00	68.940	0	-100,00
CROATIA	12.707	10.358	-18,49	167.422	51.827	-69,04
MALTA	12.613	9.847	-21,93	56.379	29.109	-48,37
SLOVAKIA	256.790	2.751	-98,93	474.065	27.031	-94,30
SLOVENIA	525.086	552.207	5,17	1.054.381	1.221.030	15,81
CZECH REPUBLIC	802.046	304.665	-62,01	1.383.814	707.814	-48,85
SOUTH GEORGIA AND THE SOUTH SA	0	812	--	0	697	--
RUSSIA FEDERATION	689.942	2.040.476	195,75	4.627.105	10.060.535	117,43
-BARANG DARI KARET	430.806.915	412.158.045	-4,33	1.209.572.746	1.418.145.865	17,24
JAPAN	76.023.734	64.577.106	-15,06	203.283.930	245.677.391	20,85
HONG KONG	3.943.115	2.914.832	-26,08	17.074.304	15.314.863	-10,30
KOREA, REPUBLIC OF	4.691.251	4.646.895	-0,95	9.345.237	8.668.116	-7,25
TAIWAN	4.071.913	4.813.477	18,21	12.656.921	17.221.472	36,06
CHINA	11.858.653	6.382.828	-46,18	30.057.120	25.454.926	-15,31
MONGOLIA	0	7.557	--	0	23.934	--
PAPUA NEW GUINEA	1.686.667	1.750.970	3,81	4.586.887	5.609.383	22,29
THAILAND	10.493.065	8.386.470	-20,08	34.218.706	32.219.590	-5,84
SINGAPORE	6.073.129	5.694.069	-6,24	54.238.803	53.476.483	-1,41
PHILIPPINES	10.298.529	11.124.920	8,02	17.527.253	21.877.622	24,82
MALAYSIA	20.634.006	18.766.030	-9,05	34.942.962	50.385.674	44,19
MYANMAR (FORM. BURMA)	631.319	596.564	-5,51	1.409.733	1.783.978	26,55
CAMBODIA	391.275	573.998	46,70	1.100.458	1.869.684	69,90
BRUNEI DARUSSALAM	409.386	434.713	6,19	1.013.684	1.098.615	8,38
LAO PEOPLE'S DEMOCRATIC REPUBLIC	17.974	29.982	66,81	52.866	97.932	85,25
NEPAL	36.953	5.434	-85,29	105.377	10.240	-90,28
BHUTAN	240	0	-100,00	2.376	0	-100,00

TABEL 5. PERKEMBANGAN EKSPOR INDONESIA MENURUT KOMODITI DAN NEGARA TUJUAN

JENIS BARANG	BERAT BERSIH (KG)		PERUB %	NILAI FOB (US \$)		PERUB %
	JAN-NOV 2007	JAN-NOV 2008		JAN-NOV 2007	JAN-NOV 2008	
(1)	(2)	(3)	(4)	(5)	(6)	(7)
VIET NAM	3.590.487	4.975.526	38,58	10.665.307	16.331.654	53,13
MALDIVES	52.461	5.385	-89,74	75.780	12.735	-83,19
INDIA	1.252.690	1.184.097	-5,48	2.916.682	3.614.671	23,93
PAKISTAN	2.818.595	3.065.516	8,76	5.802.519	8.161.677	40,66
BANGLADESH	1.817.040	1.813.487	-0,20	3.781.277	4.204.398	11,19
SRI LANKA	1.856.616	1.632.536	-12,07	4.291.175	4.322.524	0,73
AFGHANISTAN	77.598	0	-100,00	193.494	0	-100,00
IRAQ	17.083	54.578	219,49	28.877	203.549	604,88
IRAN (ISLAMIC REPUBLIC OF)	1.889.027	1.962.574	3,89	4.070.732	6.105.881	49,99
SAUDI ARABIA	20.234.678	18.503.234	-8,56	53.289.218	56.323.715	5,69
ISRAEL	0	1.275.389	--	0	3.695.084	--
KUWAIT	480.794	432.085	-10,13	1.344.109	1.469.597	9,34
JORDAN	1.631.702	1.413.316	-13,38	3.990.521	3.665.926	-8,13
LEBANON	1.576.994	1.213.149	-23,07	4.334.361	3.890.893	-10,23
YEMEN	4.489.169	2.596.350	-42,16	12.449.572	8.174.358	-34,34
OMAN	919.554	988.408	7,49	2.489.297	3.019.716	21,31
SYRIA ARAB REPUBLIC	1.672.102	1.406.240	-15,90	3.404.879	3.778.148	10,96
TURKEY	3.919.619	4.312.162	10,01	10.582.124	12.610.881	19,17
UNITED ARAB EMIRATES	20.151.459	21.989.368	9,12	52.268.965	70.059.525	34,04
QATAR	561.920	431.282	-23,25	1.579.863	1.467.975	-7,08
BAHRAIN	326.048	227.185	-30,32	934.077	740.136	-20,76
CYPRUS	189.039	104.229	-44,86	529.335	323.337	-38,92
EGYPT	9.442.931	9.702.072	2,74	22.443.908	27.795.949	23,85
LIBYAN ARAB JAMAHIRIYA	1.607.035	1.922.682	19,64	4.324.710	5.862.888	35,57
MOROCCO	498.773	394.160	-20,97	1.271.910	1.199.918	-5,66
TUNISIA	51.143	120.177	134,98	150.900	268.125	77,68
ALGERIA	497.683	393.805	-20,87	1.345.964	1.313.283	-2,43
SUDAN	592.545	618.377	4,36	1.641.225	2.101.049	28,02
ETHIOPIA	0	46	--	0	497	--
TANZANIA, UNITED REPUBLIC OF	11	5.409	49.072,73	50	20.304	40.508,00
MADAGASCAR	5.650	454	-91,96	12.722	250	-98,03
KENYA	183.838	112.493	-38,81	481.209	302.138	-37,21
REUNION	50.280	27.342	-45,62	159.569	119.008	-25,42
MOZAMBIQUE	7.197	0	-100,00	17.573	0	-100,00
BOTSWANA	36.895	58	-99,84	96.084	198	-99,79
EQUATORIAL GUINEA	0	565	--	0	603	--
TOGO	28.622	130	-99,55	79.775	245	-99,69
GHANA	442.528	297.443	-32,79	962.649	686.276	-28,71
LIBERIA	8.147	0	-100,00	22.381	0	-100,00
GUINEA	15.045	0	-100,00	42.943	0	-100,00
ANGOLA	86.896	65.491	-24,63	240.216	264.017	9,91
CAMEROON	40.608	9.860	-75,72	81.547	37.181	-54,41
NIGERIA	1.751.559	1.989.635	13,59	4.471.846	6.192.399	38,48
GABON	0	1	--	0	14	--
COTE D'IVOIRE	103.913	78.729	-24,24	285.434	264.116	-7,47
SENEGAL	38.318	35.493	-7,37	107.844	127.569	18,29
BENIN	50.893	23.715	-53,40	142.995	79.550	-44,37
BURKINA FASO	9.082	0	-100,00	25.424	0	-100,00
U.S. VIRGIN ISLANDS	0	48	--	0	129	--
SEYCHELLES	28.400	644	-97,73	82.541	1.210	-98,53
UGANDA	130.224	129.698	-0,40	298.614	280.358	-6,11
DJIBOUTI	288.072	100.719	-65,04	759.663	316.428	-58,35
SOUTH AFRICA	2.120.872	3.750.054	76,82	6.195.727	11.124.703	79,55
ZIMBABWE	145.280	124.026	-14,63	408.550	350.230	-14,27
MALAWI	0	9.090	--	0	30.408	--
COMOROS	868	320	-63,13	1.253	1.254	0,08
MAURITIUS	389.676	390.881	0,31	948.228	1.207.878	27,38
AUSTRALIA	7.576.546	9.417.069	24,29	21.993.283	31.434.028	42,93
NEW ZEALAND	2.313.192	2.633.492	13,85	6.574.715	8.180.617	24,43
MICRONESIA, FEDERATED STATES OF	0	203	--	0	419	--
GUAM	56	0	-100,00	360	0	-100,00
PALAU	6	0	-100,00	6	0	-100,00
NEW CALEDONIA	8.897	15.523	74,47	23.306	52.661	125,95
VANUATU	19.785	35.673	80,30	56.078	122.748	118,89
AMERICAN SAMOA	14.366	0	-100,00	44.764	0	-100,00
COOK ISLANDS	33	30	-9,09	564	187	-66,84
FIJI	182.333	185.372	1,67	517.709	593.104	14,56
SAMOA	65.797	36.392	-44,69	396.215	146.362	-63,06
SOLOMON ISLANDS	519	0	-100,00	700	0	-100,00
EAST TIMOR	92.542	569.435	515,33	228.850	957.436	318,37
UNITED STATES	91.073.123	88.372.117	-2,97	263.097.105	309.777.591	17,74
CANADA	2.345.744	4.008.967	70,90	5.851.100	12.693.610	116,94
MEXICO	1.473.027	1.493.640	1,40	3.676.214	4.065.093	10,58
GUATEMALA	426.378	355.804	-16,55	1.182.688	1.103.498	-6,70
HONDURAS	439.495	219.424	-50,07	1.002.854	610.055	-39,17
NICARAGUA	23.963	41.706	74,04	63.714	157.600	147,36
PANAMA	384.621	284.545	-26,02	1.161.693	934.288	-19,58
SURINAME	32.752	49.546	51,28	83.944	153.341	82,67
CHILE	305.687	165.303	-45,92	862.255	454.073	-47,34
VENEZUELA	230.386	304.014	31,96	662.415	1.275.089	92,49
ARGENTINA	944.481	1.376.280	45,72	2.532.215	3.922.358	54,90

TABEL 5. PERKEMBANGAN EKSPOR INDONESIA MENURUT KOMODITI DAN NEGARA TUJUAN

JENIS BARANG	BERAT BERSIH (KG)		PERUB %	NILAI FOB (US \$)		PERUB %
	JAN-NOV 2007	JAN-NOV 2008		JAN-NOV 2007	JAN-NOV 2008	
(1)	(2)	(3)	(4)	(5)	(6)	(7)
BRAZIL	1.848.018	1.018.184	-44,90	4.879.610	3.558.109	-27,08
COLOMBIA	1.409.379	1.401.003	-0,59	3.528.997	3.940.304	11,66
BOLIVIA	8.168	61.520	653,18	25.610	213.980	735,53
URUGUAY	39.951	54.021	35,22	129.389	173.115	33,79
PARAGUAY	21.100	164.027	677,38	85.161	586.752	588,99
ECUADOR	176.490	108.320	-38,63	541.309	387.381	-28,44
PERU	898.558	1.058.354	17,78	1.562.150	2.080.384	33,17
GUYANA	10.268	12.009	16,96	28.167	28.552	1,37
TRINIDAD AND TOBAGO	140.144	56.848	-59,44	439.247	205.851	-53,14
JAMAICA	490.896	311.144	-36,62	1.284.891	923.233	-28,15
PUERTO RICO	58.940	160.212	171,82	223.397	622.327	178,57
DOMINICAN REPUBLIC	366.956	294.486	-19,75	975.256	645.945	-33,77
EL SALVADOR	21.899	89.979	310,88	61.064	328.226	437,51
COSTA RICA	350.166	403.828	15,32	930.902	1.233.441	32,50
HAITI	7.830	18.048	130,50	22.275	53.562	140,46
BARBADOS	43.860	40.995	-6,53	122.299	143.476	17,32
ANTIGUA AND BARBUDA	272	0	-100,00	1.987	0	-100,00
ARUBA	0	12.752	--	0	33.601	--
DOMINICA	123.940	107.314	-13,41	306.001	294.687	-3,70
FRENCH POLYNESIA	4.739	64.033	1.251,19	16.284	237.163	1.356,42
NETHERLANDS ANTILLES	0	20.402	--	0	37.799	--
GUADELOUPE	21	727	3.361,90	54	3.807	6.950,00
UNITED KINGDOM	18.379.131	14.759.787	-19,69	51.648.638	47.633.497	-7,77
NETHERLANDS	8.730.988	9.165.167	4,97	24.661.746	27.573.113	11,81
FRANCE	3.493.184	3.993.233	14,31	9.976.459	12.779.949	28,10
GERMANY, FED. REP. OF	12.882.048	15.899.399	23,42	50.161.544	73.217.005	45,96
AUSTRIA	3.887	56.298	1.348,37	15.428	317.958	1.960,92
BELGIUM	9.829.142	6.916.405	-29,63	28.429.663	22.748.138	-19,98
SWITZERLAND	63.341	218.480	244,93	153.254	952.135	521,28
LUXEMBOURG	1.851	2.213	19,56	34.014	6.350	-81,33
DENMARK	1.404.974	1.508.091	7,34	3.412.581	3.966.002	16,22
NORWAY	341.390	456.734	33,79	979.468	1.334.076	36,20
SWEDEN	793.052	1.125.171	41,88	2.444.213	4.097.405	67,64
FINLAND	787.740	1.397.997	77,47	1.981.188	4.564.999	130,42
IRELAND	494.942	1.092.946	120,82	1.404.443	2.927.772	108,46
ITALY	11.112.877	10.554.258	-5,03	32.829.178	35.812.341	9,09
SPAIN	3.274.759	2.590.652	-20,89	9.878.143	9.286.929	-5,99
PORTUGAL	1.679.097	878.155	-47,70	5.328.470	3.480.048	-34,69
ICELAND	35.012	0	-100,00	126.063	0	-100,00
GREECE	1.051.851	1.245.903	18,45	3.279.362	4.686.715	42,92
DEMOCRATIC REPUBLIC OF THE CONGC	0	13.995	--	0	12.482	--
HUNGARY	284.924	204.872	-28,10	1.217.033	838.362	-31,11
POLAND	497.105	1.081.699	117,60	2.037.137	4.494.932	120,65
ROMANIA	90.680	251.715	177,59	271.849	953.650	250,80
BULGARIA	69.414	30.990	-55,35	172.980	112.310	-35,07
ARMENIA	37.231	84.332	126,51	96.191	281.646	192,80
AZERBAIJAN	16.026	25.608	59,79	43.799	46.718	6,66
KAZAKHSTAN	19.611	9.482	-51,65	53.659	26.904	-49,86
KYRGYZSTAN	9.476	0	-100,00	25.972	0	-100,00
MOLDOVA, REPUBLIC OF	0	11.023	--	0	34.984	--
TURKMENISTAN	7.228	30.116	316,66	19.415	98.051	405,03
UKRAINE	54.097	533.592	886,36	172.012	1.928.009	1.020,86
LITHUANIA	70.221	328.331	367,57	241.815	1.179.427	387,74
LATVIA	563.630	582.615	3,37	1.332.581	1.729.953	29,82
ESTONIA	354.044	245.744	-30,59	1.110.602	922.040	-16,98
GEORGIA	206.161	407.449	97,64	572.521	1.339.366	133,94
CROATIA	61.892	106.093	71,42	197.273	403.786	104,68
MALTA	14.081	35.116	149,39	48.919	79.473	62,46
SLOVAKIA	648	125	-80,71	16.499	3.492	-78,84
SLOVENIA	263.416	307.468	16,72	702.377	1.037.673	47,74
CZECH REPUBLIC	129.134	109.436	-15,25	562.731	694.981	23,50
RUSSIA FEDERATION	284.438	279.056	-1,89	1.014.494	1.262.883	24,48
-SHEET	254.909.812	134.289.852	-47,32	513.977.421	358.238.126	-30,30
JAPAN	67.289.198	28.050.483	-58,31	134.480.390	73.579.507	-45,29
HONG KONG	178.574	219.868	23,12	297.341	630.910	112,18
KOREA, REPUBLIC OF	6.667.104	2.727.199	-59,09	13.572.032	7.161.276	-47,24
TAIWAN	6.005.292	1.836.136	-69,42	12.419.090	4.796.791	-61,38
CHINA	39.192.260	12.446.670	-68,24	79.093.956	32.752.197	-58,59
THAILAND	113.615	0	-100,00	227.230	0	-100,00
SINGAPORE	14.314.701	11.346.995	-20,73	30.692.782	30.252.610	-1,43
PHILIPPINES	1.280.962	2.319.773	81,10	2.445.317	6.341.724	159,34
MALAYSIA	483.872	1.108.400	129,07	1.002.809	3.267.417	225,83
VIET NAM	1.168.578	977.634	-16,34	2.285.822	2.718.205	18,92
INDIA	7.179.584	2.135.732	-70,25	13.031.182	5.614.354	-56,92
PAKISTAN	87.360	13.440	-84,62	176.599	38.371	-78,27
SRI LANKA	403.200	0	-100,00	845.238	0	-100,00
IRAN (ISLAMIC REPUBLIC OF)	524.160	56.771	-89,17	1.070.768	167.814	-84,33
ISRAEL	0	20.160	--	0	62.093	--
TURKEY	3.417.599	1.573.069	-53,97	7.014.967	4.329.356	-38,28
UNITED ARAB EMIRATES	0	38.466	--	0	111.095	--

TABEL 5. PERKEMBANGAN EKSPOR INDONESIA MENURUT KOMODITI DAN NEGARA TUJUAN

JENIS BARANG	BERAT BERSIH (KG)		PERUB %	NILAI FOB (US \$)		PERUB %
	JAN-NOV 2007	JAN-NOV 2008		JAN-NOV 2007	JAN-NOV 2008	
(1)	(2)	(3)	(4)	(5)	(6)	(7)
EGYPT	4.132.800	1.108.800	-73,17	8.686.396	2.908.372	-66,52
ALGERIA	171.360	68.040	-60,29	323.870	178.945	-44,75
SOUTH AFRICA	7.389.118	3.302.400	-55,31	14.737.875	8.446.263	-42,69
AUSTRALIA	2.074.673	443.702	-78,61	3.819.716	1.152.222	-69,83
NEW ZEALAND	241.920	0	-100,00	449.064	0	-100,00
SAINT VINCENT AND THE GRENADINES	20.160	0	-100,00	45.713	0	-100,00
UNITED STATES	19.164.284	15.673.483	-18,22	39.395.953	43.011.775	9,18
CANADA	6.032.500	5.178.598	-14,16	12.221.445	14.287.826	16,91
MEXICO	2.963.520	1.532.160	-48,30	5.784.860	4.132.498	-28,56
CHILE	253.680	301.440	18,83	543.648	818.563	50,57
VENEZUELA	1.895.040	866.880	-54,26	3.832.631	2.212.257	-42,28
ARGENTINA	844.866	519.263	-38,54	1.766.788	1.414.050	-19,96
BRAZIL	5.266.953	4.351.439	-17,38	10.800.219	11.542.975	6,88
COLOMBIA	210.000	759.360	261,60	436.515	2.015.110	361,64
PERU	0	170.496	--	0	441.600	--
COSTA RICA	302.400	60.480	-80,00	574.358	142.733	-75,15
UNITED KINGDOM	4.283.279	1.955.521	-54,35	8.743.352	5.219.765	-40,30
NETHERLANDS	7.750.860	4.524.480	-41,63	15.739.891	12.045.792	-23,47
FRANCE	1.378.827	1.046.939	-24,07	2.731.960	2.799.532	2,47
GERMANY, FED. REP. OF	10.520.701	4.084.708	-61,17	21.126.782	10.884.526	-48,48
BELGIUM	13.315.197	6.997.435	-47,45	26.762.179	18.451.257	-31,05
LUXEMBOURG	0	95.999	--	0	284.136	--
IRELAND	42.840	0	-100,00	92.749	0	-100,00
ITALY	496.440	917.580	84,83	933.704	2.328.486	149,38
SPAIN	4.484.382	5.834.944	30,12	8.978.186	15.654.476	74,36
GREECE	524.160	0	-100,00	1.005.315	0	-100,00
HUNGARY	342.720	0	-100,00	702.149	0	-100,00
POLAND	4.812.228	4.040.238	-16,04	9.460.154	10.965.106	15,91
ROMANIA	1.893.780	967.680	-48,90	3.795.041	2.568.968	-32,31
BULGARIA	19.200	136.080	608,75	34.176	361.973	959,14
BELARUS	1.446.168	329.506	-77,22	2.842.446	987.737	-65,25
UKRAINE	289.421	1.270.527	338,99	626.287	3.435.100	448,49
LITHUANIA	775.060	292.896	-62,21	1.666.431	807.111	-51,57
SLOVENIA	1.224.540	631.133	-48,46	2.521.304	1.710.117	-32,17
CZECH REPUBLIC	0	58	--	0	43	--
RUSSIA FEDERATION	2.040.676	1.956.791	-4,11	4.140.741	5.205.092	25,70
-CRUMB RUBBER	1.899.099.891	1.992.772.256	4,93	3.799.535.700	5.368.267.299	41,29
JAPAN	301.022.310	339.989.902	12,95	603.827.694	922.359.184	52,75
HONG KONG	160.266	285.810	78,33	299.086	758.564	153,63
KOREA, DEMOCRATIC PEOPLE'S REPUB	52.920	0	-100,00	109.015	0	-100,00
KOREA, REPUBLIC OF	80.008.319	98.179.335	22,71	159.340.861	268.784.619	68,69
TAIWAN	13.237.440	16.219.505	22,53	26.226.180	43.934.283	67,52
CHINA	262.085.294	292.044.513	11,43	533.204.669	800.315.093	50,10
SINGAPORE	129.138.237	129.842.049	0,55	263.386.509	330.519.276	25,49
PHILIPPINES	3.124.800	3.969.666	27,04	6.640.759	10.969.158	65,18
MALAYSIA	1.251.838	2.968.560	137,14	2.508.757	7.776.140	209,96
VIET NAM	8.136.482	3.790.075	-53,42	15.635.846	10.549.028	-32,53
INDIA	39.828.902	23.324.714	-41,44	78.449.802	63.691.264	-18,81
PAKISTAN	4.455.345	3.370.745	-24,34	8.685.223	9.167.847	5,56
SRI LANKA	22.680	463.679	1.944,44	50.193	1.353.774	2.597,14
IRAN (ISLAMIC REPUBLIC OF)	11.975.017	10.479.004	-12,49	24.709.690	26.983.730	9,20
ISRAEL	0	302.400	--	0	784.515	--
YEMEN	100.800	0	-100,00	189.120	0	-100,00
TURKEY	35.084.154	35.172.051	0,25	70.964.447	92.864.773	30,86
UNITED ARAB EMIRATES	0	1.108.800	--	0	3.001.986	--
EGYPT	40.320	4.374.720	10.750,00	69.754	12.457.301	17.758,91
TUNISIA	100.800	0	-100,00	187.226	0	-100,00
ALGERIA	385.560	496.440	28,76	752.299	1.431.369	90,27
ETHIOPIA	342.720	181.440	-47,06	695.116	424.336	-38,95
TANZANIA, UNITED REPUBLIC OF	20.160	0	-100,00	37.195	0	-100,00
KENYA	2.136.960	1.290.238	-39,62	4.299.811	3.174.984	-26,16
DJIBOUTI	786.237	1.007.999	28,21	1.577.337	2.722.526	72,60
SOUTH AFRICA	21.182.372	22.395.827	5,73	42.033.847	61.681.575	46,74
AUSTRALIA	11.612.157	12.781.422	10,07	22.831.395	34.127.892	49,48
NEW ZEALAND	1.128.960	1.713.599	51,79	2.227.156	4.668.697	109,63
EAST TIMOR	60.480	0	-100,00	103.924	0	-100,00
UNITED STATES	537.568.056	550.842.745	2,47	1.058.981.269	1.476.676.449	39,44
CANADA	39.940.775	46.543.776	16,53	79.699.769	126.493.645	58,71
MEXICO	17.161.753	17.663.932	2,93	34.245.899	47.875.304	39,80
CUBA	0	80.640	--	0	231.427	--
CHILE	4.295.755	2.358.715	-45,09	8.473.731	6.365.061	-24,88
VENEZUELA	6.861.119	7.885.080	14,92	13.668.488	21.493.613	57,25
ARGENTINA	18.828.176	15.820.558	-15,97	37.817.760	42.345.735	11,97
BRAZIL	54.649.439	67.436.295	23,40	110.593.271	183.412.099	65,84
COLOMBIA	14.550.470	10.911.597	-25,01	29.304.655	28.492.309	-2,77
URUGUAY	0	40.320	--	0	74.069	--
ECUADOR	4.596.480	4.878.720	6,14	9.188.788	13.279.672	44,52
PERU	1.832.878	18.306	-99,00	3.396.334	52.904	-98,44
EL SALVADOR	0	100.800	--	0	311.976	--
COSTA RICA	766.080	866.879	13,16	1.423.649	2.047.906	43,85

TABEL 5. PERKEMBANGAN EKSPOR INDONESIA MENURUT KOMODITI DAN NEGARA TUJUAN

JENIS BARANG	BERAT BERSIH (KG)		PERUB %	NILAI FOB (US \$)		PERUB %
	JAN-NOV 2007	JAN-NOV 2008		JAN-NOV 2007	JAN-NOV 2008	
	(1)	(2)	(3)	(4)	(5)	(6)
NORFOLK ISLANDS	453.600	0	-100,00	898.128	0	-100,00
UNITED KINGDOM	14.757.418	15.664.316	6,15	29.219.684	42.338.028	44,90
NETHERLANDS	13.558.575	21.460.136	58,28	27.186.526	58.080.834	113,64
FRANCE	43.653.583	43.380.492	-0,63	87.155.899	115.836.286	32,91
GERMANY, FED. REP. OF	62.799.951	51.416.414	-18,13	127.502.179	141.159.798	10,71
AUSTRIA	0	181.440	--	0	375.780	--
BELGIUM	25.596.409	20.158.596	-21,24	50.798.287	53.319.607	4,96
LUXEMBOURG	0	2.175.360	--	0	5.349.808	--
NORWAY	38.400	153.600	300,00	82.656	429.504	419,63
SWEDEN	927.360	443.720	-52,15	1.858.422	1.314.314	-29,28
FINLAND	0	181.440	--	0	446.718	--
IRELAND	685.440	417.060	-39,15	1.398.826	1.139.103	-18,57
ITALY	18.232.197	17.679.476	-3,03	36.900.933	48.280.920	30,84
SPAIN	34.545.130	33.288.284	-3,64	69.001.314	89.500.379	29,71
GREECE	1.088.640	811.440	-25,46	2.269.916	2.065.859	-8,99
HUNGARY	3.114.698	2.691.358	-13,59	6.379.651	6.287.939	-1,44
POLAND	19.378.703	20.688.885	6,76	38.736.281	55.864.521	44,22
ROMANIA	13.450.500	11.160.235	-17,03	27.097.884	29.591.653	9,20
BULGARIA	0	430.920	--	0	1.316.670	--
YUGOSLAVIA	0	347.760	--	0	868.278	--
UKRAINE	1.596.420	2.474.262	54,99	3.374.054	6.262.003	85,59
LITHUANIA	2.998.140	6.370.559	112,48	6.313.091	17.839.378	182,58
GEORGIA	201.600	0	-100,00	398.608	0	-100,00
SLOVENIA	10.848.839	9.014.035	-16,91	21.882.022	24.322.238	11,15
CZECH REPUBLIC	907.198	120.960	-86,67	1.749.307	309.533	-82,31
RUSSIA FEDERATION	1.734.579	860.652	-50,38	3.495.580	2.314.065	-33,80
-CREPE	24.122.717	28.839.070	19,55	49.140.220	76.670.890	56,02
JAPAN	1.147.945	1.395.596	21,57	2.475.231	3.847.230	55,43
KOREA, REPUBLIC OF	181.440	115.920	-36,11	388.428	329.721	-15,11
TAIWAN	665.280	100.800	-84,85	1.472.890	300.788	-79,58
CHINA	2.015.998	1.917.199	-4,90	4.141.185	4.748.347	14,66
SINGAPORE	579.601	1.997.108	244,57	1.212.512	5.289.807	336,27
MALAYSIA	339.990	726.796	113,77	704.539	2.010.521	185,37
VIET NAM	201.600	559.679	177,62	398.362	1.405.202	252,74
INDIA	656.960	796.320	21,21	1.318.113	2.076.449	57,53
SRI LANKA	0	40.320	--	0	118.488	--
ISRAEL	0	282.240	--	0	728.023	--
JORDAN	10.500	0	-100,00	5.250	0	-100,00
YEMEN	40.320	0	-100,00	76.810	0	-100,00
TURKEY	227.615	342.720	50,57	416.285	988.244	137,40
UNITED ARAB EMIRATES	1.008.000	0	-100,00	2.161.134	0	-100,00
EGYPT	117.180	0	-100,00	250.601	0	-100,00
MOROCCO	0	20.160	--	0	56.851	--
SOUTH AFRICA	120.960	100.800	-16,67	200.982	280.828	39,73
MAURITIUS	0	443	--	0	1.200	--
AUSTRALIA	40.320	181.440	350,00	84.979	486.687	472,71
EAST TIMOR	75.600	0	-100,00	159.478	0	-100,00
UNITED STATES	9.109.447	14.373.348	57,79	17.791.650	38.384.431	115,74
CANADA	2.860.773	2.520.000	-11,91	6.199.713	6.787.786	9,49
MEXICO	120.960	141.119	16,67	261.475	366.766	40,27
ARGENTINA	40.320	161.279	300,00	83.059	438.950	428,48
BRAZIL	1.148.680	1.115.279	-2,91	2.287.051	3.050.951	33,40
PERU	0	20.160	--	0	54.432	--
UNITED KINGDOM	345.410	80.640	-76,65	653.341	222.163	-66,00
NETHERLANDS	0	20.160	--	0	54.432	--
FRANCE	101.361	60.496	-40,32	171.807	139.632	-18,73
GERMANY, FED. REP. OF	886.840	483.840	-45,44	1.790.659	1.237.394	-30,90
BELGIUM	40.320	0	-100,00	68.544	0	-100,00
SWITZERLAND	0	9	--	0	72	--
SWEDEN	100.800	40.320	-60,00	215.116	114.803	-46,63
ITALY	584.640	221.760	-62,07	1.348.793	528.625	-60,81
SPAIN	80.671	231.839	187,39	181.097	666.546	268,06
PORTUGAL	120.960	120.960	0,00	242.821	330.580	36,14
GREECE	1.108.800	20.160	-98,18	2.284.845	59.674	-97,39
DEMOCRATIC REPUBLIC OF THE CONGC	3.106	0	-100,00	7.992	0	-100,00
POLAND	0	45.360	--	0	142.095	--
YUGOSLAVIA	40.320	383.040	850,00	85.478	903.872	957,43
UKRAINE	0	221.760	--	0	519.300	--
-BUNGKIL KELAPA	289.082.882	236.578.124	-18,16	32.429.695	33.048.973	1,91
JAPAN	0	386.258	--	0	86.151	--
HONG KONG	31	38	22,58	147	296	101,36
KOREA, REPUBLIC OF	157.179.877	151.584.800	-3,56	17.867.882	20.098.718	12,49
TAIWAN	9.712.798	5.096.362	-47,53	1.253.162	471.976	-62,34
CHINA	81.000	195.782	141,71	21.870	48.528	121,89
SINGAPORE	16.001	5.222.442	32.538,22	7.367	887.940	11.952,94
MALAYSIA	600.000	2	-100,00	55.650	2	-100,00
BRUNEI DARUSSALAM	725	1.209	66,76	3.021	3.049	0,93
VIET NAM	65.435.148	53.394.358	-18,40	6.805.981	8.192.570	20,37
INDIA	14.303.529	12.000.930	-16,10	1.245.357	1.653.113	32,74

TABEL 5. PERKEMBANGAN EKSPOR INDONESIA MENURUT KOMODITI DAN NEGARA TUJUAN

JENIS BARANG	BERAT BERSIH (KG)		PERUB %	NILAI FOB (US \$)		PERUB %
	JAN-NOV 2007	JAN-NOV 2008		JAN-NOV 2007	JAN-NOV 2008	
(1)	(2)	(3)	(4)	(5)	(6)	(7)
PAKISTAN	334.360	0	-100,00	40.123	0	-100,00
AUSTRALIA	5.149.940	37.600	-99,27	544.025	5.828	-98,93
NEW ZEALAND	14.500.000	0	-100,00	1.590.900	0	-100,00
UNITED STATES	0	36.000	--	0	12.440	--
NETHERLANDS	19.849.673	8.622.343	-56,56	2.835.010	1.588.362	-43,97
GERMANY, FED. REP. OF	1.900.000	0	-100,00	139.400	0	-100,00
ITALY	19.800	0	-100,00	19.800	0	-100,00
-DEDAK/BEKATUL	409.741.243	320.016.503	-21,90	56.814.923	57.118.048	0,53
JAPAN	22.777.678	58.466.690	156,68	2.828.680	11.488.611	306,15
HONG KONG	0	26	--	0	90	--
KOREA, REPUBLIC OF	196.705.448	219.129.196	11,40	28.052.184	38.119.641	35,89
TAIWAN	460.319	303.620	-34,04	49.225	44.370	-9,86
THAILAND	489.058	0	-100,00	94.485	0	-100,00
SINGAPORE	959	0	-100,00	1.180	0	-100,00
PHILIPPINES	75.852.496	0	-100,00	10.168.059	0	-100,00
MALAYSIA	3.207.803	0	-100,00	440.338	0	-100,00
VIET NAM	110.247.482	42.116.965	-61,80	15.180.772	7.465.334	-50,82
UNITED STATES	0	6	--	0	2	--
-LAINNYA	1.759.932.800	2.349.178.399	33,48	186.777.941	317.704.103	70,10
JAPAN	19.035.655	23.888.209	25,49	4.078.331	7.485.070	83,53
HONG KONG	2.713	2.263.441	83.329,45	40.138	330.216	722,70
KOREA, REPUBLIC OF	208.151.348	335.270.326	61,07	19.142.813	47.182.765	146,48
TAIWAN	3.685.664	2.164.774	-41,27	789.906	548.416	-30,57
CHINA	3.259.844	8.175.453	150,79	1.308.744	881.593	-32,64
THAILAND	65.633.576	18.566.737	-71,71	5.057.132	4.907.107	-2,97
SINGAPORE	6.463.820	1.210.668	-81,27	3.535.255	748.673	-78,82
PHILIPPINES	17.382.523	20.241.709	16,45	1.293.133	2.148.654	66,16
MALAYSIA	2.654.643	11.119.099	318,85	742.032	3.204.767	331,89
MYANMAR (FORM. BURMA)	86.500	41.005	-52,60	74.992	23.866	-68,18
BRUNEI DARUSSALAM	445	59.027	13.164,49	1.052	55.288	5.155,51
VIET NAM	88.585.217	82.267.892	-7,13	7.760.522	10.223.901	31,74
INDIA	4.085.303	1.281.246	-68,64	1.869.989	543.219	-70,95
PAKISTAN	525.083	188.548	-64,09	186.607	67.110	-64,04
BANGLADESH	4.053.839	381.105	-90,60	1.507.150	170.686	-88,67
SRI LANKA	0	96.000	--	0	114.742	--
IRAQ	0	125	--	0	1	--
IRAN (ISLAMIC REPUBLIC OF)	92.247	0	-100,00	77.998	0	-100,00
SAUDI ARABIA	0	41.500.041	--	0	5.861.543	--
KUWAIT	0	84	--	0	300	--
JORDAN	0	280.000	--	0	44.800	--
LEBANON	0	34.500	--	0	38.631	--
TANZANIA, UNITED REPUBLIC OF	72.000	0	-100,00	71.252	0	-100,00
MADAGASCAR	163.170	0	-100,00	59.284	0	-100,00
GHANA	141.100	240.360	70,35	77.664	116.162	49,57
NIGERIA	1.120.000	1.638.610	46,30	596.000	889.191	49,19
SOUTH AFRICA	1.169.999	155.999	-86,67	1.173.750	230.530	-80,36
AUSTRALIA	85.332.553	58.146.420	-31,86	11.359.492	8.363.092	-26,38
NEW ZEALAND	223.818.435	550.948.499	146,16	24.045.629	70.322.843	192,46
GUAM	508	0	-100,00	12.808	0	-100,00
UNITED STATES	13.048	28.715	120,07	208.356	150.687	-27,68
URUGUAY	13.000	0	-100,00	12.150	0	-100,00
DOMINICAN REPUBLIC	718.960	0	-100,00	139.558	0	-100,00
UNITED KINGDOM	13.000	26.000	100,00	14.895	34.380	130,82
NETHERLANDS	846.417.112	982.320.774	16,06	87.831.535	130.765.156	48,88
FRANCE	0	968.500	--	0	225.993	--
GERMANY, FED. REP. OF	145.906.989	119.703.499	-17,96	12.355.416	16.566.954	34,09
SWITZERLAND	0	11.501.769	--	0	1.299.012	--
ITALY	28.000.000	72.729.265	159,75	658.267	2.922.280	343,94
SPAIN	3.000.000	0	-100,00	462.000	0	-100,00
HUNGARY	12.500	0	-100,00	13.125	0	-100,00
POLAND	26.000	0	-100,00	24.245	0	-100,00
UKRAINE	176.000	140.000	-20,45	97.446	79.375	-18,54
CZECH REPUBLIC	6	0	-100,00	275	0	-100,00
RUSSIA FEDERATION	120.000	1.600.000	1.233,33	99.000	1.157.100	1.068,79
-MINYAK ATSIRI LAINNYA	4.295.887	3.909.258	-9,00	84.419.435	137.164.363	62,48
JAPAN	103.084	134.505	30,48	1.221.270	2.591.533	112,20
HONG KONG	12.002	25.141	109,47	61.870	167.594	170,88
KOREA, REPUBLIC OF	45	25.467	56.493,33	673	35.705	5.205,35
TAIWAN	14.930	494	-96,69	164.835	15.232	-90,76
CHINA	351.574	191.279	-45,59	2.401.078	2.051.085	-14,58
THAILAND	6.004	17.942	198,83	59.174	100.040	69,06
SINGAPORE	1.400.509	1.078.589	-22,99	26.708.164	35.130.689	31,54
PHILIPPINES	7.461	5.283	-29,19	77.966	115.017	47,52
MALAYSIA	6.631	5.341	-19,45	103.597	54.804	-47,10
BRUNEI DARUSSALAM	3.512	0	-100,00	11.032	0	-100,00
NEPAL	0	16.800	--	0	119.500	--
VIET NAM	3.181	1.900	-40,27	4.237	2.428	-42,70
MALDIVES	19	410	2.057,89	1.169	3.664	213,43

TABEL 5. PERKEMBANGAN EKSPOR INDONESIA MENURUT KOMODITI DAN NEGARA TUJUAN

JENIS BARANG	BERAT BERSIH (KG)		PERUB %	NILAI FOB (US \$)		PERUB %
	JAN-NOV 2007	JAN-NOV 2008		JAN-NOV 2007	JAN-NOV 2008	
(1)	(2)	(3)	(4)	(5)	(6)	(7)
INDIA	333.866	410.903	23,07	4.639.069	9.879.316	112,96
PAKISTAN	9.556	17.400	82,08	58.745	58.985	0,41
BANGLADESH	100	0	-100,00	860	0	-100,00
SRI LANKA	550	391	-28,91	11.550	8.733	-24,39
SAUDI ARABIA	1.080	1.000	-7,41	2.100	9.385	346,90
TURKEY	24.660	16.200	-34,31	192.982	166.594	-13,67
UNITED ARAB EMIRATES	38.399	49.780	29,64	692.542	3.631.326	424,35
BAHRAIN	400	0	-100,00	17.690	0	-100,00
EGYPT	816	1.200	47,06	5.732	121.100	2.012,70
LIBYAN ARAB JAMAHIRIYA	2.000	0	-100,00	20.500	0	-100,00
GUINEA	0	18	--	0	190	--
COTE D'IVOIRE	3.558	211	-94,07	23.000	1.720	-92,52
SENEGAL	858	0	-100,00	6.600	0	-100,00
BENIN	4.670	2.980	-36,19	21.788	20.662	-5,17
SOUTH AFRICA	7.092	5.547	-21,79	77.660	56.997	-26,61
AUSTRALIA	3.531	4.169	18,07	41.372	66.395	60,48
NEW ZEALAND	0	789	--	0	7.811	--
GUAM	2.000	257	-87,15	4.410	4.212	-4,49
UNITED STATES	923.475	860.964	-6,77	16.803.415	27.443.504	63,32
CANADA	6.701	2.841	-57,60	65.051	45.056	-30,74
MEXICO	28.212	50.391	78,62	210.430	702.625	233,90
ARGENTINA	677	260	-61,60	6.523	31.220	378,61
BRAZIL	11.890	21.709	82,58	118.725	226.965	91,17
COLOMBIA	0	2.367	--	0	68.430	--
NETHERLANDS ANTILLES	0	1	--	0	20	--
UNITED KINGDOM	88.933	76.672	-13,79	2.673.114	5.165.858	93,25
NETHERLANDS	89.656	205.065	128,72	2.755.196	13.632.473	394,79
FRANCE	225.749	212.589	-5,83	7.078.393	11.083.875	56,59
GERMANY, FED. REP. OF	146.433	163.682	11,78	5.607.611	9.335.263	66,47
AUSTRIA	0	36	--	0	160	--
BELGIUM	2.500	551	-77,96	422.145	29.953	-92,90
SWITZERLAND	290.681	153.756	-47,10	9.273.384	11.233.522	21,14
NORWAY	21	78	271,43	1.414	3.261	130,62
SWEDEN	92	0	-100,00	43	0	-100,00
IRELAND	63	49	-22,22	3.589	525	-85,37
ITALY	18.197	41.888	130,19	305.149	855.080	180,22
SPAIN	114.366	87.963	-23,09	2.449.486	2.860.956	16,80
GREECE	253	0	-100,00	197	0	-100,00
POLAND	900	0	-100,00	5.905	0	-100,00
ROMANIA	0	14.400	--	0	24.900	--
LATVIA	5.000	0	-100,00	8.000	0	-100,00
-WANGI-WANGIAN DARI MINYAK ATSIRI	51.256.074	57.427.875	12,04	172.793.709	206.109.502	19,28
JAPAN	4.510.861	2.317.307	-48,63	13.773.294	10.478.757	-23,92
HONG KONG	1.264.758	1.517.744	20,00	8.549.044	15.738.827	84,10
KOREA, DEMOCRATIC PEOPLE'S REPUB	502	2.837	465,14	90	2.567	2.752,22
KOREA, REPUBLIC OF	182.614	211.907	16,04	1.313.281	1.680.715	27,98
TAIWAN	3.259.739	4.099.004	25,75	4.638.400	5.087.153	9,67
CHINA	877.962	1.036.788	18,09	1.771.082	2.622.045	48,05
MONGOLIA	8.898	15.481	73,98	41.155	37.625	-8,58
MACAU	875	675	-22,86	32.897	9.662	-70,63
PAPUA NEW GUINEA	335.744	354.053	5,45	1.105.506	888.711	-19,61
THAILAND	4.826.329	6.462.219	33,90	32.998.352	33.725.275	2,20
SINGAPORE	3.743.697	2.508.311	-33,00	14.413.010	14.516.199	0,72
PHILIPPINES	2.071.058	2.761.128	33,32	13.662.866	17.253.529	26,28
MALAYSIA	9.722.588	8.698.192	-10,54	24.056.046	26.375.942	9,64
MYANMAR (FORM. BURMA)	169.551	208.272	22,84	931.047	1.351.026	45,11
CAMBODIA	2.655	9.667	264,11	6.424	48.624	656,91
BRUNEI DARUSSALAM	395.196	425.642	7,70	1.489.783	1.654.936	11,09
NEPAL	0	75.861	--	0	95.409	--
VIET NAM	803.287	1.144.206	42,44	7.544.164	9.509.282	26,05
MALDIVES	388.375	479.322	23,42	752.246	1.047.385	39,23
INDIA	800.455	1.537.805	92,12	2.130.993	4.178.636	96,09
PAKISTAN	843.964	1.066.324	26,35	2.302.440	2.909.823	26,38
BANGLADESH	21.867	57.305	162,06	49.248	141.137	186,58
SRI LANKA	90.665	73.933	-18,45	104.281	152.405	46,15
AFGHANISTAN	1.000	0	-100,00	14.133	0	-100,00
IRAQ	149.620	9.430	-93,70	330.850	21.916	-93,38
IRAN (ISLAMIC REPUBLIC OF)	122.446	191.629	56,50	410.661	522.654	27,27
SAUDI ARABIA	545.360	547.459	0,38	1.098.561	1.269.917	15,60
ISRAEL	0	20	--	0	74	--
KUWAIT	5.496	4.615	-16,03	34.185	40.403	18,19
JORDAN	79.073	62.967	-20,37	216.294	181.422	-16,12
LEBANON	16.284	19.278	18,39	49.520	68.738	38,81
YEMEN	754.337	871.512	15,53	1.458.871	1.829.450	25,40
OMAN	0	979	--	0	5.167	--
SYRIA ARAB REPUBLIC	0	3.979	--	0	41.006	--
TURKEY	798	94	-88,22	11.175	2.647	-76,31
UNITED ARAB EMIRATES	7.190.774	9.873.762	37,31	18.319.416	27.422.345	49,69
QATAR	1.328	5.841	339,83	2.531	60.916	2.306,80
BAHRAIN	235	148	-37,02	4.847	899	-81,45

TABEL 5. PERKEMBANGAN EKSPOR INDONESIA MENURUT KOMODITI DAN NEGARA TUJUAN

JENIS BARANG	BERAT BERSIH (KG)		PERUB	NILAI FOB (US \$)		PERUB
	JAN-NOV 2007	JAN-NOV 2008	%	JAN-NOV 2007	JAN-NOV 2008	%
(1)	(2)	(3)	(4)	(5)	(6)	(7)
CYPRUS	36.404	16.066	-55,87	125.314	61.305	-51,08
EGYPT	24.853	36.195	45,64	123.850	228.856	84,78
LIBYAN ARAB JAMAHIRIYA	165.675	212.903	28,51	560.848	669.182	19,32
MOROCCO	0	825	--	0	14.900	--
ALGERIA	0	10.584	--	0	28.560	--
SUDAN	43.312	134.329	210,14	221.076	730.841	230,58
NAMIBIA	73.440	159.120	116,67	115.600	272.000	135,29
TANZANIA, UNITED REPUBLIC OF	556.903	618.203	11,01	788.824	1.011.974	28,29
MADAGASCAR	106.459	139.750	31,27	86.403	66.850	-22,63
SOMALIA	16.727	0	-100,00	25.194	0	-100,00
KENYA	1.787.065	1.604.704	-10,20	3.149.342	2.783.921	-11,60
REUNION	2.473	4.781	93,33	7.692	12.322	60,19
MOZAMBIQUE	22.452	18.866	-15,97	37.332	38.046	1,91
EQUATORIAL GUINEA	24.556	6.556	-73,30	31.738	12.384	-60,98
TOGO	76.421	0	-100,00	84.204	0	-100,00
GHANA	239.177	369.442	54,46	582.193	958.666	64,66
LIBERIA	0	1.642	--	0	1.923	--
GUINEA	27.112	24.098	-11,12	41.115	70.447	71,34
ANGOLA	184.643	160.943	-12,84	301.650	267.772	-11,23
CAMEROON	17.326	37.579	116,89	22.821	78.888	245,68
NIGERIA	504.159	1.612.515	219,84	1.481.332	3.286.740	121,88
SIERRA LEONE	0	6.596	--	0	25.158	--
GABON	23.895	34.338	43,70	53.657	89.683	67,14
COTE D'IVOIRE	106.566	31.314	-70,62	138.485	67.561	-51,21
SENEGAL	367.755	470.025	27,81	341.729	428.699	25,45
BENIN	304.114	346.767	14,03	534.767	807.795	51,06
BURKINA FASO	5.302	8.923	68,29	4.956	15.860	220,02
GAMBIA	8.049	12.832	59,42	25.844	28.962	12,06
SEYCHELLES	44.535	33.587	-24,58	99.368	73.086	-26,45
UGANDA	48.226	169.334	251,13	61.397	340.810	455,09
NIGER	0	400	--	0	725	--
CHAD	12.678	17.636	39,11	17.604	29.664	68,51
DJIBOUTI	133.832	346.181	158,67	220.472	437.610	98,49
SAO TOME AND PRINCIPE	8.128	26.927	231,29	14.100	56.503	300,73
SWAZILAND	3	0	-100,00	40	0	-100,00
SOUTH AFRICA	33.356	131.693	294,81	95.449	505.929	430,05
ZAMBIA	0	7.616	--	0	32.961	--
COMOROS	0	388	--	0	1.471	--
MAURITIUS	204.936	146.616	-28,46	506.352	408.704	-19,28
AUSTRALIA	233.118	286.980	23,11	655.474	918.842	40,18
NEW ZEALAND	14.283	11.964	-16,24	77.173	90.217	16,90
MICRONESIA, FEDERATED STATES OF	2.356	4.141	75,76	10.889	7.091	-34,88
GUAM	110	2.233	1.930,00	3.357	19.359	476,68
PALAU	147	30	-79,59	756	1.064	40,74
NEW CALEDONIA	4.481	743	-83,42	6.391	1.363	-78,67
NORTHERN MARIANA ISLANDS	0	293	--	0	1.501	--
SAINT VINCENT AND THE GRENADINES	4.179	0	-100,00	4.040	0	-100,00
VANUATU	130.213	81.805	-37,18	271.824	111.764	-58,88
WALLIS AND FUTUNA ISLANDS	3.749	4.056	8,19	9.247	11.192	21,03
AMERICAN SAMOA	6.446	282	-95,63	13.147	1.116	-91,51
COOK ISLANDS	18.261	1.582	-91,34	33.075	3.693	-88,83
FIJI	94.594	118.447	25,22	270.287	321.114	18,80
KIRIBATI	29.885	23.984	-19,75	48.361	40.570	-16,11
SAMOA	23.489	41.312	75,88	44.800	74.688	66,71
SOLOMON ISLANDS	84.667	64.692	-23,59	175.626	137.484	-21,72
TONGA	44.658	49.517	10,88	69.024	92.429	33,91
TUVALU	597	1.816	204,19	1.902	2.943	54,73
EAST TIMOR	4	850.989	21.274.625,00	8	1.137.204	14.214.950,00
UNITED STATES	353.772	260.440	-26,38	1.528.796	972.109	-36,41
CANADA	43.829	1.067	-97,57	130.392	5.237	-95,98
MEXICO	3.648	1.834	-49,73	142.506	142.715	0,15
HONDURAS	84	0	-100,00	158	0	-100,00
NICARAGUA	200	0	-100,00	1.421	0	-100,00
PANAMA	20.604	23.650	14,78	30.795	31.625	2,70
SURINAME	2.581	9.633	273,23	8.798	29.795	238,66
CHILE	12.262	15.571	26,99	22.980	57.195	148,89
VENEZUELA	94	0	-100,00	152	0	-100,00
ARGENTINA	273	150	-45,05	4.821	2.840	-41,09
BRAZIL	19.286	150	-99,22	46.123	945	-97,95
COLOMBIA	15	420	2.700,00	285	4.900	1.619,30
BOLIVIA	6.356	5.009	-21,19	6.501	6.330	-2,63
PERU	0	1	--	0	2	--
BAHAMAS	219	91	-58,45	81	983	1.113,58
JAMAICA	1	0	-100,00	72	0	-100,00
BELIZE	19.742	36.737	86,09	97.123	145.879	50,20
COSTA RICA	61	143	134,43	309	287	-7,12
BARBADOS	23.739	6.008	-74,69	47.771	9.022	-81,11
ANGUILLA	2	0	-100,00	10	0	-100,00
ARUBA	0	324	--	0	9.271	--
BERMUDA	5	846	16.820,00	52	15.170	29.073,08
CAPE VERDE	23.838	0	-100,00	25.849	0	-100,00

TABEL 5. PERKEMBANGAN EKSPOR INDONESIA MENURUT KOMODITI DAN NEGARA TUJUAN

JENIS BARANG	BERAT BERSIH (KG)		PERUB %	NILAI FOB (US \$)		PERUB %
	JAN-NOV 2007	JAN-NOV 2008		JAN-NOV 2007	JAN-NOV 2008	
(1)	(2)	(3)	(4)	(5)	(6)	(7)
DOMINICA	1.136	0	-100,00	1.410	0	-100,00
FRENCH POLYNESIA	77	8	-89,61	105	41	-60,95
GRENADA	0	808	--	0	1.601	--
MARTINIQUE	26	53	103,85	124	183	47,58
NETHERLANDS ANTILLES	10.054	1	-99,99	22.386	2	-99,99
GAUDELOUPE	168	30	-82,14	484	61	-87,40
UNITED KINGDOM	463.671	613.894	32,40	1.795.890	2.293.273	27,70
NETHERLANDS	184.290	181.212	-1,67	369.981	557.943	50,80
FRANCE	280.787	315.344	12,31	1.582.026	2.242.612	41,76
GERMANY, FED. REP. OF	36.281	9.530	-73,73	144.785	39.651	-72,61
AUSTRIA	252	149	-40,87	38.481	8.366	-78,26
BELGIUM	54.243	42.453	-21,74	121.450	99.944	-17,71
SWITZERLAND	4.276	1.906	-55,43	49.869	16.633	-66,65
DENMARK	93	103	10,75	98	599	511,22
NORWAY	98	290	195,92	1.106	6.404	479,02
SWEDEN	3	115.358	3.845.166,67	5	119.123	2.382.360,00
FINLAND	400	0	-100,00	5.887	0	-100,00
IRELAND	1.380	505	-63,41	16.551	38.632	133,41
ITALY	263.696	204.904	-22,30	469.540	399.867	-14,84
SPAIN	7.764	12.756	64,30	134.790	108.501	-19,50
PORTUGAL	1.506	34.425	2.185,86	1.744	37.156	2.030,50
GREECE	91.266	72.218	-20,87	174.213	177.174	1,70
DEMOCRATIC REPUBLIC OF THE CONGC	68.803	118.415	72,11	199.238	237.508	19,21
HUNGARY	5.094	17.520	243,93	64.727	41.160	-36,41
POLAND	1.084	205	-81,09	7.916	3.785	-52,19
ROMANIA	2.026	927	-54,24	27.408	19.729	-28,02
BULGARIA	135	1.291	856,30	217	20.380	9.291,71
YUGOSLAVIA	0	16	--	0	24	--
TURKMENISTAN	0	5.147	--	0	18.069	--
UKRAINE	24.472	46.988	92,01	51.072	103.161	101,99
LITHUANIA	383	359	-6,27	2.674	3.887	45,36
LATVIA	119.619	40.938	-65,78	176.616	92.335	-47,72
ESTONIA	0	300	--	0	3.094	--
CROATIA	0	445	--	0	332	--
MALTA	6.368	5.215	-18,11	10.251	8.422	-17,84
SLOVENIA	1.028	135	-86,87	3.420	595	-82,60
CZECH REPUBLIC	0	141	--	0	11.444	--
RUSSIA FEDERATION	824	60.976	7.300,00	11.429	69.890	511,51
ROTAN OLAHAN	28.592.284	28.953.684	1,26	26.499.234	28.040.466	5,82
JAPAN	35.845	21.001	-41,41	212.032	37.418	-82,35
HONG KONG	1.775.839	1.796.777	1,18	1.599.412	1.652.782	3,34
KOREA, REPUBLIC OF	128.179	10.484	-91,82	144.673	9.240	-93,61
TAIWAN	476.808	350.351	-26,52	271.328	307.289	13,25
CHINA	20.952.896	21.010.145	0,27	16.933.183	17.808.870	5,17
THAILAND	624.792	821.463	31,48	589.494	837.876	42,13
SINGAPORE	2.253.277	2.596.830	15,25	2.090.002	2.919.564	39,69
PHILIPPINES	0	21.187	--	0	6.100	--
MALAYSIA	465.276	517.200	11,16	410.248	369.324	-9,98
BRUNEI DARUSSALAM	48	0	-100,00	214	0	-100,00
VIET NAM	179.367	0	-100,00	149.905	0	-100,00
MALDIVES	243	38	-84,36	926	60	-93,52
INDIA	71.730	342.443	377,41	58.178	372.855	540,89
PAKISTAN	4.950	6.000	21,21	700	4.740	577,14
SRI LANKA	131.450	100.453	-23,58	106.304	135.363	27,34
IRAQ	0	30.160	--	0	12.567	--
IRAN (ISLAMIC REPUBLIC OF)	15.069	0	-100,00	15.642	0	-100,00
SAUDI ARABIA	27.771	149.951	439,96	36.590	144.356	294,52
KUWAIT	40.065	11.108	-72,28	21.165	6.370	-69,90
JORDAN	66.873	71.145	6,39	57.537	90.289	56,92
SYRIA ARAB REPUBLIC	54.948	30.698	-44,13	41.396	32.359	-21,83
TURKEY	46.866	6.169	-86,84	63.579	14.142	-77,76
UNITED ARAB EMIRATES	2.954	7.609	157,58	16.484	15.957	-3,20
QATAR	0	286	--	0	2.016	--
CYPRUS	3.866	11.975	209,75	15.675	39.406	151,39
EGYPT	5.346	0	-100,00	4.931	0	-100,00
MOROCCO	0	3.947	--	0	9.014	--
TUNISIA	668	0	-100,00	1.422	0	-100,00
KENYA	450	0	-100,00	386	0	-100,00
REUNION	177	21.762	12.194,92	343	21.971	6.305,54
SOUTH AFRICA	33.843	52.174	54,16	31.488	77.083	144,80
MAURITIUS	0	14.864	--	0	8.076	--
VIRGIN ISLANDS (BRITISH)	0	445	--	0	2.555	--
AUSTRALIA	93.561	39.290	-58,01	647.887	212.426	-67,21
NEW ZEALAND	22.757	19.157	-15,82	51.344	42.159	-17,89
GUAM	58	1.133	1.853,45	1.000	4.652	365,20
NEW CALEDONIA	723	2.936	306,09	966	8.831	814,18
NORTHERN MARIANA ISLANDS	0	1	--	0	1	--
SAINT VINCENT AND THE GRENADINES	775	0	-100,00	1.513	0	-100,00
VANUATU	725	186	-74,34	700	180	-74,29
SAMOA	1.076	0	-100,00	3.261	0	-100,00

TABEL 5. PERKEMBANGAN EKSPOR INDONESIA MENURUT KOMODITI DAN NEGARA TUJUAN

JENIS BARANG	BERAT BERSIH (KG)		PERUB %	NILAI FOB (US \$)		PERUB %
	JAN-NOV 2007	JAN-NOV 2008		JAN-NOV 2007	JAN-NOV 2008	
(1)	(2)	(3)	(4)	(5)	(6)	(7)
TONGA	0	236	--	0	179	--
EAST TIMOR	0	2.430	--	0	1.089	--
UNITED STATES	288.519	156.976	-45,59	941.610	632.695	-32,81
CANADA	3.195	14.561	355,74	5.590	32.208	476,17
MEXICO	26.379	15.260	-42,15	92.152	32.221	-65,03
SURINAME	1.221	0	-100,00	3.600	0	-100,00
CHILE	275	0	-100,00	8.333	0	-100,00
ARGENTINA	9.818	12.025	22,48	17.683	21.996	24,39
BRAZIL	2.638	1.964	-25,55	2.035	19.328	849,78
COLOMBIA	55.256	7.195	-86,98	57.469	10.475	-81,77
URUGUAY	436	117	-73,17	560	252	-55,00
PERU	223	655	193,72	225	6.624	2.844,00
BAHAMAS	12.240	9.498	-22,40	39.569	43.490	9,91
PUERTO RICO	4.155	9.159	120,43	10.006	20.242	102,30
DOMINICAN REPUBLIC	21.760	27.447	26,14	72.670	103.375	42,25
COSTA RICA	567	12.999	2.192,59	809	32.619	3.932,01
FRENCH POLYNESIA	0	79	--	0	887	--
UNITED KINGDOM	62.035	54.634	-11,93	348.574	385.387	10,56
NETHERLANDS	50.587	7.464	-85,25	84.482	19.120	-77,37
FRANCE	54.303	71.241	31,19	150.858	204.209	35,37
GERMANY, FED. REP. OF	228.003	186.153	-18,36	397.828	416.387	4,67
BELGIUM	80.507	93.403	16,02	255.864	224.645	-12,20
SWITZERLAND	2.207	570	-74,17	20.490	3.770	-81,60
DENMARK	59	0	-100,00	138	0	-100,00
NORWAY	894	384	-57,05	9.936	508	-94,89
SWEDEN	546	2.238	309,89	2.935	16.434	459,93
FINLAND	659	8.000	1.113,96	521	6.320	1.113,05
IRELAND	0	74	--	0	187	--
ITALY	50.641	11.116	-78,05	133.615	69.408	-48,05
SPAIN	38.318	34.414	-10,19	106.000	140.031	32,10
PORTUGAL	212	604	184,91	287	1.365	375,61
GREECE	3.594	3.412	-5,06	11.283	1.615	-85,69
HUNGARY	159	3.438	2.062,26	150	4.250	2.733,33
ROMANIA	16	0	-100,00	33	0	-100,00
BULGARIA	0	186	--	0	225	--
UKRAINE	44.791	89.889	100,69	86.209	268.756	211,75
CROATIA	1.148	88	-92,33	1.311	62	-95,27
SLOVAKIA	5.700	16.500	189,47	4.788	22.111	361,80
CZECH REPUBLIC	9.552	4.358	-54,38	12.038	3.611	-70,00
RUSSIA FEDERATION	12.400	25.549	106,04	39.675	88.494	123,05
-MINYAK KELAPA SAWIT	10.223.341.937	12.789.005.097	25,10	6.520.848.497	11.640.627.206	78,51
JAPAN	3.860.922	743.368	-80,75	3.857.217	962.568	-75,05
HONG KONG	39.957.515	21.996.884	-44,95	30.793.935	24.363.663	-20,88
KOREA, REPUBLIC OF	3.397.177	10.014.029	194,78	2.103.374	9.616.991	357,22
TAIWAN	962.490	1.030.668	7,08	761.949	1.144.780	50,24
CHINA	1.289.911.618	1.560.676.829	20,99	831.679.448	1.407.346.631	69,22
MONGOLIA	5.246.000	0	-100,00	3.338.075	0	-100,00
PAPUA NEW GUINEA	2.065.482	2.585.763	25,19	2.182.041	3.389.248	55,32
THAILAND	0	19.193.000	--	0	19.336.795	--
SINGAPORE	571.429.631	477.424.500	-16,45	362.319.246	435.081.705	20,08
PHILIPPINES	40.057.211	28.287.048	-29,38	31.272.353	32.788.123	4,85
MALAYSIA	334.404.986	653.812.383	95,52	215.957.630	561.703.930	160,10
MYANMAR (FORM. BURMA)	258.734.450	139.961.315	-45,91	169.535.992	138.661.213	-18,21
CAMBODIA	441.792	234.184	-46,99	354.147	322.035	-9,07
BRUNEI DARUSSALAM	944.099	839.946	-11,03	779.830	1.168.266	49,81
LAO PEOPLE'S DEMOCRATIC REPUBLIC	21.006	0	-100,00	11.845	0	-100,00
VIET NAM	143.025.245	167.124.125	16,85	89.583.948	167.330.951	86,79
MALDIVES	1.157.313	1.365.493	17,99	1.118.754	2.056.784	83,85
INDIA	2.802.361.868	4.363.344.562	55,70	1.769.603.407	3.911.635.947	121,05
PAKISTAN	611.733.464	383.594.215	-37,29	399.840.197	375.672.289	-6,04
BANGLADESH	471.167.307	463.935.798	-1,53	301.525.473	461.345.377	53,00
SRI LANKA	208.919.696	48.405.612	-76,83	129.173.631	39.863.736	-69,14
AFGHANISTAN	407.808	0	-100,00	281.591	0	-100,00
IRAQ	0	3.468.960	--	0	4.374.743	--
IRAN (ISLAMIC REPUBLIC OF)	164.874.099	316.659.448	92,06	116.129.538	310.661.524	167,51
SAUDI ARABIA	120.186.597	188.830.192	57,11	75.307.405	178.480.637	137,00
ISRAEL	0	75.204	--	0	100.179	--
KUWAIT	0	33.636	--	0	40.688	--
JORDAN	15.292.012	230.693.516	1.408,59	10.689.663	227.815.610	2.031,18
YEMEN	36.896.439	5.329.577	-85,56	23.970.991	6.744.373	-71,86
OMAN	0	2.998.000	--	0	3.072.950	--
SYRIA ARAB REPUBLIC	41.600	13.494.000	32.337,50	29.328	14.875.320	50.620,54
TURKEY	221.110.915	74.080.993	-66,50	134.893.114	71.785.015	-46,78
UNITED ARAB EMIRATES	33.500.065	9.465.869	-71,74	21.133.191	5.577.006	-73,61
CYPRUS	0	1.499.828	--	0	1.154.868	--
EGYPT	369.690.345	411.107.415	11,20	230.874.333	358.954.544	55,48
MOROCCO	9.447.863	0	-100,00	7.026.416	0	-100,00
TUNISIA	37.600.100	51.827.405	37,84	23.532.895	51.807.816	120,15
ALGERIA	50.343.031	125.049.272	148,39	31.787.364	140.841.289	343,07
SUDAN	23.019.764	56.052	-99,76	14.013.550	56.061	-99,60

TABEL 5. PERKEMBANGAN EKSPOR INDONESIA MENURUT KOMODITI DAN NEGARA TUJUAN

JENIS BARANG	BERAT BERSIH (KG)		PERUB %	NILAI FOB (US \$)		PERUB %
	JAN-NOV 2007	JAN-NOV 2008		JAN-NOV 2007	JAN-NOV 2008	
(1)	(2)	(3)	(4)	(5)	(6)	(7)
ERITREA	0	73.508	--	0	89.327	--
NAMIBIA	0	49.627	--	0	83.853	--
TANZANIA, UNITED REPUBLIC OF	50.250.021	19.701.694	-60,79	31.366.032	16.436.301	-47,60
MADAGASCAR	0	3.554.600	--	0	3.242.793	--
KENYA	0	2.011.589	--	0	2.489.942	--
MOZAMBIQUE	10.787.123	11.108.602	2,98	7.155.873	8.624.985	20,53
EQUATORIAL GUINEA	572.128	74.771	-86,93	504.301	96.441	-80,88
TOGO	6.887.512	6.205.785	-9,90	4.431.059	7.505.350	69,38
GHANA	23.164.625	17.691.747	-23,63	17.928.048	20.806.336	16,05
LIBERIA	4.477.958	903.292	-79,83	3.533.652	952.588	-73,04
GUINEA	12.280.350	11.294.670	-8,03	9.046.416	12.188.939	34,74
ANGOLA	10.638.881	8.467.788	-20,41	9.205.232	8.868.385	-3,66
CONGO	3.938.338	2.666.702	-32,29	3.161.044	2.897.800	-8,33
CAMEROON	1.166.866	9.996.716	756,71	986.502	7.234.375	633,34
NIGERIA	0	20.187.803	--	0	9.035.948	--
SIERRA LEONE	194.276	593.524	205,51	161.907	733.739	353,19
GABON	375.573	1.016.934	170,77	416.000	1.294.565	211,19
COTE D'IVOIRE	7.250.976	34.428.518	374,81	5.784.054	34.922.452	503,77
SENEGAL	1.812.807	800.254	-55,86	1.213.313	782.037	-35,55
MAURITANIA	2.458.280	1.215.553	-50,55	1.635.795	1.374.940	-15,95
MALI	0	16.545	--	0	26.849	--
BENIN	5.913.874	5.858.976	-0,93	5.316.214	8.237.254	54,95
BURKINA FASO	0	135.936	--	0	121.500	--
GUINEA BISSAU	3.379.396	3.357.660	-0,64	2.902.390	3.542.412	22,05
GAMBIA	2.147.303	4.163.180	93,88	1.917.272	3.987.910	108,00
U.S. VIRGIN ISLANDS	1.460.000	0	-100,00	683.360	0	-100,00
DJIBOUTI	1.975.791	4.210.182	113,09	1.475.544	4.321.262	192,86
SAO TOME AND PRINCIPE	171.045	133.035	-22,22	156.538	158.550	1,29
SOUTH AFRICA	94.658.728	123.199.873	30,15	56.179.739	115.061.499	104,81
ZAMBIA	101.952	84.960	-16,67	79.421	75.937	-4,39
COMOROS	672.467	522.246	-22,34	676.710	782.905	15,69
MAURITIUS	39.398	97.570	147,65	29.745	130.277	337,98
AUSTRALIA	217.892	5.999.838	2.653,58	132.505	7.451.799	5.523,79
NEW ZEALAND	1.799.250	64.050	-96,44	1.441.701	61.328	-95,75
MICRONESIA, FEDERATED STATES OF	55.491	94.204	69,76	55.402	172.983	212,23
NORTHERN MARIANA ISLANDS	64.041	16.201	-74,70	56.620	21.956	-61,22
VANUATU	371.345	423.357	14,01	411.066	680.044	65,43
COOK ISLANDS	52.805	14.220	-73,07	51.459	21.093	-59,01
FIJI	217.838	423.012	94,19	194.365	645.188	231,95
KIRIBATI	100.121	72.556	-27,53	106.367	108.483	1,99
MARSHALL ISLANDS	34.370	0	-100,00	32.997	0	-100,00
SAMOA	699.399	924.938	32,25	709.637	1.409.942	98,68
SOLOMON ISLANDS	117.160	44.163	-62,31	137.886	66.499	-51,77
TONGA	189.653	86.936	-54,16	193.034	141.639	-26,62
TUVALU	37.155	38.478	3,56	37.884	66.369	75,19
EAST TIMOR	73	1.469.368	2.012,732,88	21	2.031.753	9.674,914,29
UNITED STATES	53.760.684	75.006.846	39,52	32.506.502	66.971.572	106,03
CANADA	6.011.259	0	-100,00	5.321.733	0	-100,00
PANAMA	0	225.231	--	0	331.795	--
CHILE	1.032.000	0	-100,00	558.790	0	-100,00
BRAZIL	44.427.730	92.179.620	107,48	30.045.545	94.288.158	213,82
ECUADOR	15.000.583	0	-100,00	6.270.238	0	-100,00
JAMAICA	59.875	0	-100,00	35.525	0	-100,00
COSTA RICA	3.000.000	0	-100,00	1.515.000	0	-100,00
HAITI	0	35.520	--	0	31.628	--
FRENCH POLYNESIA	16.510	0	-100,00	13.139	0	-100,00
UNITED KINGDOM	30.186.880	5.252.030	-82,60	18.388.840	3.089.807	-83,20
NETHERLANDS	699.225.032	1.126.670.114	61,13	441.736.272	965.978.322	118,68
FRANCE	2.953.306	8.766.734	196,84	2.185.029	10.105.588	362,49
GERMANY, FED. REP. OF	432.639.153	361.233.565	-16,50	265.793.484	322.941.004	21,50
BELGIUM	2.085.152	21.042	-98,99	1.370.255	22.094	-98,39
SWITZERLAND	161.962	1.546.000	854,54	126.493	1.084.594	757,43
DENMARK	5.499.999	14.984.999	172,45	4.124.500	12.695.304	207,80
SWEDEN	0	17.892.781	--	0	16.369.427	--
ITALY	187.312.601	395.790.264	111,30	113.384.121	347.865.906	206,80
SPAIN	100.678.619	170.018.454	68,87	63.592.612	130.756.676	105,62
PORTUGAL	16.860.137	21.211.193	25,81	9.514.761	22.154.058	132,84
GREECE	53.130.501	46.423.649	-12,62	33.524.458	43.482.673	29,70
DEMOCRATIC REPUBLIC OF THE CONGO	16.011.148	29.150.413	82,06	12.321.818	27.136.867	120,23
POLAND	0	189.000	--	0	216.930	--
ROMANIA	60.982	43.740	-28,27	65.366	38.426	-41,21
BULGARIA	18.124.810	38.387.215	111,79	12.134.348	40.683.012	235,27
YUGOSLAVIA	500.000	0	-100,00	256.250	0	-100,00
AZERBAIJAN	21.000	0	-100,00	15.124	0	-100,00
KAZAKHSTAN	227.000	62.748	-72,36	145.540	77.557	-46,71
KYRGYZSTAN	21.006	0	-100,00	15.019	0	-100,00
TAJIKISTAN	22.500	0	-100,00	14.513	0	-100,00
TURKMENISTAN	63.000	0	-100,00	43.785	0	-100,00
UKRAINE	252.545.961	285.625.410	13,10	163.646.316	258.521.427	57,98
GEORGIA	6.642.000	4.500.000	-32,25	3.886.155	5.340.000	37,41
BOSNIA AND HERZEGOVINA	0	3.700.000	--	0	3.441.000	--

TABEL 5. PERKEMBANGAN EKSPOR INDONESIA MENURUT KOMODITI DAN NEGARA TUJUAN

JENIS BARANG	BERAT BERSIH (KG)		PERUB %	NILAI FOB (US \$)		PERUB %
	JAN-NOV 2007	JAN-NOV 2008		JAN-NOV 2007	JAN-NOV 2008	
(1)	(2)	(3)	(4)	(5)	(6)	(7)
SLOVENIA	40.000	0	-100,00	34.800	0	-100,00
RUSSIA FEDERATION	152.078.376	7.354.279	-95,16	93.293.190	7.883.199	-91,55
-MINYAK BIJI KELAPA SAWIT	1.162.375.118	1.206.234.492	3,77	832.449.995	1.340.925.401	61,08
JAPAN	3.322	6.000.000	180.514,09	1.737	6.273.750	361.083,07
KOREA, REPUBLIC OF	1	0	-100,00	3	0	-100,00
CHINA	256.399.924	205.358.447	-19,91	172.629.484	224.589.134	30,10
SINGAPORE	18.166.854	7.453.011	-58,97	14.207.560	7.158.188	-49,62
PHILIPPINES	7.749.371	0	-100,00	4.830.912	0	-100,00
MALAYSIA	176.750.566	250.324.968	41,63	130.586.606	281.242.384	115,37
INDIA	121.954.430	108.788.398	-10,80	90.331.249	117.113.531	29,65
PAKISTAN	5.652.128	5.019.890	-11,19	4.151.701	6.048.447	45,69
BANGLADESH	5.012.270	5.015.000	0,05	3.525.100	6.490.280	84,12
SRI LANKA	2.000.000	5.379.523	168,98	1.264.375	4.764.944	276,86
IRAN (ISLAMIC REPUBLIC OF)	2.949.502	1.176.055	-60,13	2.086.356	1.258.378	-39,69
SAUDI ARABIA	2.997.419	1.200.630	-59,94	2.309.775	1.229.209	-46,78
JORDAN	0	8.000.000	--	0	11.008.000	--
TURKEY	43.305.941	19.784.063	-54,32	29.932.319	22.165.793	-25,95
UNITED ARAB EMIRATES	250.000	11.376	-95,45	160.000	12.467	-92,21
EGYPT	13.300.924	12.299.843	-7,53	10.327.820	13.302.717	28,80
MOROCCO	0	2.099.900	--	0	2.968.590	--
TUNISIA	3.251.867	3.099.890	-4,67	2.433.642	3.347.128	37,54
ALGERIA	3.010.992	1.300.478	-56,81	2.078.875	1.436.510	-30,90
SUDAN	522.000	0	-100,00	404.550	0	-100,00
GABON	300.000	0	-100,00	252.000	0	-100,00
COTE D'IVOIRE	0	919.999	--	0	1.180.000	--
SENEGAL	0	300.000	--	0	317.250	--
MAURITANIA	150.000	0	-100,00	92.250	0	-100,00
SOUTH AFRICA	6.463.280	14.120.322	118,47	4.469.586	17.040.442	281,25
UNITED STATES	34.998.056	34.902.247	-0,27	24.743.662	34.328.765	38,74
MEXICO	9.999.726	6.999.668	-30,00	6.339.827	3.134.858	-50,55
ARGENTINA	10.000	0	-100,00	12.000	0	-100,00
BRAZIL	40.509.970	54.962.787	35,68	30.624.379	66.584.464	117,42
URUGUAY	20.890	0	-100,00	20.054	0	-100,00
UNITED KINGDOM	2.250.000	0	-100,00	1.897.325	0	-100,00
NETHERLANDS	289.249.954	356.617.450	23,29	202.734.459	399.768.691	97,19
FRANCE	2	0	-100,00	5	0	-100,00
GERMANY, FED. REP. OF	19.305.083	8.220.120	-57,42	15.585.065	9.069.198	-41,81
BELGIUM	4.470.000	0	-100,00	3.944.775	0	-100,00
IRELAND	14	0	-100,00	85	0	-100,00
ITALY	18.819.787	20.476.296	8,80	13.143.832	22.682.799	72,57
SPAIN	12.678.905	14.446.470	13,94	9.101.469	14.605.719	60,48
PORTUGAL	800.000	904.000	13,00	534.500	974.562	82,33
GREECE	12.905.894	6.978.181	-45,93	9.929.140	7.349.833	-25,98
DEMOCRATIC REPUBLIC OF THE CONGO	0	500.000	--	0	454.000	--
BULGARIA	130.914	500.000	281,93	91.547	472.500	416,13
TURKMENISTAN	21.870	21.006	-3,95	21.433	27.182	26,82
UKRAINE	28.466.174	42.072.340	47,80	23.092.000	51.101.145	121,29
GEORGIA	1.539.914	0	-100,00	1.050.991	0	-100,00
RUSSIA FEDERATION	16.007.174	982.134	-93,86	13.507.547	1.424.543	-89,45
-MINYAK NABATI LAIN	1.122.427.730	918.426.441	-18,18	808.944.141	1.025.422.355	26,76
JAPAN	1.820.994	690.966	-62,06	1.687.349	905.171	-46,36
HONG KONG	15.535	117.878	658,79	43.029	119.472	177,65
KOREA, DEMOCRATIC PEOPLE'S REPUBLIC OF	0	16.004	--	0	12.734	--
KOREA, REPUBLIC OF	49.134.492	50.644.858	3,07	37.273.821	62.551.732	67,82
TAIWAN	526.153	1.879.688	257,25	405.785	1.918.388	372,76
CHINA	332.987.340	256.548.254	-22,96	219.288.887	257.779.385	17,55
PAPUA NEW GUINEA	49.809	35.974	-27,78	70.086	68.439	-2,35
THAILAND	702.783	89.940	-87,20	584.852	83.134	-85,79
SINGAPORE	10.445.869	2.227.555	-78,68	6.125.458	2.624.902	-57,15
PHILIPPINES	3.623.199	115.445	-96,81	2.871.634	106.647	-96,29
MALAYSIA	146.059.046	162.293.019	11,11	110.950.746	185.158.855	66,88
CAMBODIA	11	0	-100,00	20	0	-100,00
VIET NAM	819.790	4.331.315	428,34	726.397	2.161.782	197,60
MALDIVES	32.978	0	-100,00	36.713	0	-100,00
INDIA	11.712.357	31.252.554	166,83	7.236.770	27.410.757	278,77
PAKISTAN	2.845.988	828.110	-70,90	2.171.423	879.750	-59,49
BANGLADESH	21.593.000	92.770.215	329,63	18.207.105	89.201.373	389,93
SRI LANKA	19.560	1.125.780	5.655,52	26.592	1.536.728	5.678,91
IRAN (ISLAMIC REPUBLIC OF)	1.336.803	194.524	-85,45	1.051.639	172.842	-83,56
SAUDI ARABIA	2.683.040	425.600	-84,14	1.496.043	566.048	-62,16
JORDAN	0	511.788	--	0	739.506	--
LEBANON	22.250	15.000	-32,58	26.589	9.684	-63,58
SYRIA ARAB REPUBLIC	707.193	759.060	7,33	694.830	1.099.648	58,26
TURKEY	30.407.056	2.617.042	-91,39	22.256.108	2.465.556	-88,92
UNITED ARAB EMIRATES	111	120.031	108,036,04	1.241	196.155	15.706,20
CYPRUS	215	0	-100,00	1.364	0	-100,00
EGYPT	17.031.119	5.216.337	-69,37	13.155.355	7.026.337	-46,59
MOROCCO	689.600	44.500	-93,55	601.401	68.931	-88,54
TUNISIA	2.095.972	2.742.156	30,83	1.625.990	3.332.687	104,96

TABEL 5. PERKEMBANGAN EKSPOR INDONESIA MENURUT KOMODITI DAN NEGARA TUJUAN

JENIS BARANG	BERAT BERSIH (KG)		PERUB %	NILAI FOB (US \$)		PERUB %
	JAN-NOV 2007	JAN-NOV 2008		JAN-NOV 2007	JAN-NOV 2008	
(1)	(2)	(3)	(4)	(5)	(6)	(7)
ALGERIA	9.704.693	595.740	-93,86	6.768.234	948.454	-85,99
SUDAN	1.501.169	22.500	-98,50	908.320	24.420	-97,31
TANZANIA, UNITED REPUBLIC OF	105.000	0	-100,00	51.975	0	-100,00
MADAGASCAR	163.170	181.300	11,11	91.377	171.894	88,12
MOZAMBIQUE	135.750	195.000	43,65	85.260	158.926	86,40
EQUATORIAL GUINEA	0	123	--	0	823	--
TOGO	7.023	0	-100,00	8.212	0	-100,00
GHANA	0	6.204	--	0	12.600	--
CAMEROON	19.500	0	-100,00	11.742	0	-100,00
NIGERIA	330.000	0	-100,00	288.805	0	-100,00
COTE D'IVOIRE	176.000	0	-100,00	118.800	0	-100,00
SENEGAL	66.000	0	-100,00	46.860	0	-100,00
MAURITANIA	181.300	199.810	10,21	94.276	254.748	170,22
BENIN	1.273	8.895	598,74	4.068	12.263	201,45
SOUTH AFRICA	5.390.870	2.844.857	-47,23	3.972.150	2.774.846	-30,14
MALAWI	0	39.000	--	0	34.320	--
AUSTRALIA	7.353	42.498	477,97	39.221	53.991	37,66
NEW ZEALAND	1.146	635.350	55.340,66	2.138	1.047.730	48.905,14
NORTHERN MARIANA ISLANDS	5.741	0	-100,00	4.040	0	-100,00
COOK ISLANDS	0	6.516	--	0	9.665	--
UNITED STATES	126.749.977	84.977.850	-32,96	95.427.687	102.118.004	7,01
CANADA	4.725	0	-100,00	38.880	0	-100,00
GUATEMALA	0	103	--	0	506	--
CHILE	80.000	0	-100,00	47.080	0	-100,00
ARGENTINA	36.516	47.430	29,89	37.079	65.000	75,30
BRAZIL	2.722.500	300.000	-88,98	1.826.438	435.000	-76,18
URUGUAY	0	18.620	--	0	33.168	--
EL SALVADOR	0	39.000	--	0	36.758	--
COSTA RICA	136.500	97.500	-28,57	104.930	97.305	-7,27
UNITED KINGDOM	9.033	6.022	-33,33	49.172	30.309	-38,36
NETHERLANDS	273.934.534	157.543.130	-42,49	197.999.290	198.278.592	0,14
FRANCE	215.029	0	-100,00	249.856	0	-100,00
GERMANY, FED. REP. OF	3.134.160	72.021	-97,70	2.229.366	78.747	-96,47
SWITZERLAND	229	649	183,41	1.197	3.418	185,55
DENMARK	35.600	0	-100,00	40.762	0	-100,00
NORWAY	1.870	280	-85,03	7.615	2.297	-69,84
SWEDEN	1.183	304	-74,30	9.679	1.681	-82,63
IRELAND	0	62.000	--	0	2.480	--
ITALY	27.380	7.475.000	27.200,95	1.917	10.466.009	545.857,69
SPAIN	9.549.101	6.966.199	-27,05	6.877.562	9.169.596	33,33
GREECE	2.827.707	3.813.255	34,85	2.331.977	4.684.919	100,90
DEMOCRATIC REPUBLIC OF THE CONGC	0	1.000.000	--	0	1.147.030	--
HUNGARY	13.161	0	-100,00	14.255	0	-100,00
POLAND	0	318.750	--	0	368.963	--
ROMANIA	0	1.194.186	--	0	1.810.171	--
BULGARIA	721.135	275.670	-61,77	616.097	426.566	-30,76
AZERBAIJAN	462.000	0	-100,00	349.965	0	-100,00
BELARUS	21.870	0	-100,00	19.902	0	-100,00
KAZAKHSTAN	320.407	328.050	2,39	303.589	424.715	39,90
TAJIKISTAN	42.876	183.870	328,84	35.889	264.364	636,62
TURKMENISTAN	22.500	0	-100,00	29.250	0	-100,00
UKRAINE	9.242.136	6.510.950	-29,55	7.742.784	8.645.645	11,66
UZBEKISTAN	467.477	784.869	67,89	438.231	1.111.246	153,58
LITHUANIA	41	70	70,73	266	437	64,29
LATVIA	729.336	123.148	-83,12	637.108	158.523	-75,12
GEORGIA	150.377	173.952	15,68	136.683	257.765	88,59
CROATIA	0	85.600	--	0	99.250	--
BOSNIA AND HERZEGOVINA	0	819	--	0	3.818	--
MALTA	0	66	--	0	770	--
SLOVENIA	15.000	1.000	-93,33	10.775	650	-93,97
CZECH REPUBLIC	331.539	125	-99,96	177.883	1.300	-99,27
RUSSIA FEDERATION	35.263.580	23.634.567	-32,98	30.038.272	31.496.030	4,85
-STEARIN	119.242.040	124.641.970	4,53	95.792.734	129.039.271	34,71
JAPAN	2.770.330	2.833.097	2,27	2.294.756	2.992.222	30,39
HONG KONG	1.085.298	475.975	-56,14	962.244	510.689	-46,93
KOREA, REPUBLIC OF	3.264.601	5.746.750	76,03	2.723.986	5.957.735	118,71
TAIWAN	13.510.335	12.987.222	-3,87	10.719.415	13.423.845	25,23
CHINA	49.877.357	50.542.649	1,33	40.614.036	51.444.162	26,67
THAILAND	5.990.874	6.110.953	2,00	4.880.981	6.665.519	36,56
SINGAPORE	556.509	764.509	37,38	490.133	961.972	96,27
PHILIPPINES	2.215.293	1.937.563	-12,54	1.902.619	2.124.928	11,68
MALAYSIA	4.527.250	51.300	-98,87	3.371.432	57.730	-98,29
MYANMAR (FORM. BURMA)	574.000	354.499	-38,24	477.221	395.179	-17,19
VIET NAM	2.812.889	2.714.424	-3,50	2.284.755	2.960.129	29,56
INDIA	3.455.435	668.541	-80,65	2.100.201	690.662	-67,11
PAKISTAN	131.000	133.000	1,53	107.787	151.186	40,26
BANGLADESH	3.305.000	4.320.000	30,71	2.320.514	4.441.111	91,38
SRI LANKA	155.985	278.900	78,80	134.942	309.652	129,47
IRAN (ISLAMIC REPUBLIC OF)	624.999	536.229	-14,20	529.504	520.030	-1,79
JORDAN	384.000	96.000	-75,00	316.607	107.136	-66,16

TABEL 5. PERKEMBANGAN EKSPOR INDONESIA MENURUT KOMODITI DAN NEGARA TUJUAN

JENIS BARANG	BERAT BERSIH (KG)		PERUB %	NILAI FOB (US \$)		PERUB %
	JAN-NOV 2007	JAN-NOV 2008		JAN-NOV 2007	JAN-NOV 2008	
(1)	(2)	(3)	(4)	(5)	(6)	(7)
LEBANON	0	17.000	--	0	20.740	--
SYRIA ARAB REPUBLIC	134.500	133.000	-1,12	130.560	116.234	-10,97
TURKEY	10.318.543	12.660.235	22,69	8.035.555	13.403.706	66,80
UNITED ARAB EMIRATES	33.000	39.000	18,18	32.640	46.662	42,96
EGYPT	771.825	783.313	1,49	675.646	867.124	28,34
MOROCCO	67.500	16.850	-75,04	60.137	20.557	-65,82
TANZANIA, UNITED REPUBLIC OF	104.452	0	-100,00	61.000	0	-100,00
KENYA	153.000	51.000	-66,67	142.058	51.830	-63,51
MOZAMBIQUE	17.500	17.500	0,00	18.725	21.000	12,15
GHANA	33.500	17.500	-47,76	25.080	18.550	-26,04
CAMEROON	0	17.000	--	0	20.400	--
NIGERIA	691.500	300.983	-56,47	605.082	318.910	-47,29
COTE D'IVOIRE	216.000	0	-100,00	177.070	0	-100,00
SOUTH AFRICA	578.480	442.753	-23,46	481.724	462.581	-3,97
AUSTRALIA	180.060	359.121	99,45	175.905	399.245	126,97
NEW ZEALAND	0	17.000	--	0	16.437	--
UNITED STATES	779.815	1.119.916	43,61	688.348	1.278.918	85,80
CANADA	104.372	89.000	-14,73	101.347	101.314	-0,03
MEXICO	612.500	35.999	-94,12	531.252	32.395	-93,90
GUATEMALA	66.000	0	-100,00	60.770	0	-100,00
CHILE	16.500	23.999	45,45	13.118	29.683	126,28
VENEZUELA	17.000	0	-100,00	12.750	0	-100,00
BRAZIL	0	17.000	--	0	20.230	--
COLOMBIA	0	139.500	--	0	122.372	--
ECUADOR	0	34.000	--	0	42.500	--
PERU	132.499	68.000	-48,68	123.298	77.146	-37,43
UNITED KINGDOM	935.000	934.000	-0,11	679.813	910.942	34,00
NETHERLANDS	2.195.766	10.780.888	390,99	1.923.337	10.505.973	446,24
FRANCE	120.000	121.307	1,09	101.825	148.193	45,54
GERMANY, FED. REP. OF	1.390.400	1.552.000	11,62	1.051.884	1.665.489	58,33
BELGIUM	442.000	48.000	-89,14	355.649	43.440	-87,79
SWITZERLAND	14.000	0	-100,00	7.960	0	-100,00
SWEDEN	40.999	14.000	-65,85	31.612	15.839	-49,90
FINLAND	0	24.000	--	0	14.640	--
ITALY	156.000	388.000	148,72	139.730	423.158	202,84
SPAIN	1.499.427	1.389.499	-7,33	1.252.934	1.372.313	9,53
PORTUGAL	926.812	744.000	-19,72	802.189	881.855	9,93
GREECE	47.500	145.000	205,26	38.366	147.072	283,34
HUNGARY	17.000	0	-100,00	14.819	0	-100,00
POLAND	47.999	169.495	253,12	35.929	177.148	393,05
BULGARIA	157.519	153.354	-2,64	136.975	171.053	24,88
UKRAINE	323.000	488.998	51,39	265.370	527.100	98,63
LATVIA	105.177	67.000	-36,30	102.635	72.154	-29,70
SLOVENIA	0	150	--	0	185	--
RUSSIA FEDERATION	553.740	670.999	21,18	468.509	760.296	62,28
-ASAM BERLEMAK LAIN	503.221.420	685.333.902	36,19	322.845.451	557.706.629	72,75
JAPAN	8.724.895	10.943.453	25,43	7.823.418	15.293.886	95,49
HONG KONG	12.960	84.040	548,46	17.538	52.895	201,60
KOREA, REPUBLIC OF	7.981.792	24.724.305	209,76	5.842.002	18.265.642	212,66
TAIWAN	1.314.641	902.850	-31,32	1.450.205	598.011	-58,76
CHINA	23.207.998	27.646.228	19,12	22.985.033	33.555.680	45,99
THAILAND	1.339.257	3.153.505	135,47	1.508.042	5.075.848	236,59
SINGAPORE	32.282.767	22.010.607	-31,82	27.581.284	29.463.240	6,82
PHILIPPINES	159.142	40.095	-74,81	94.015	49.882	-46,94
MALAYSIA	30.216.864	23.702.701	-21,56	21.637.101	28.008.787	29,45
MYANMAR (FORM. BURMA)	7.536.951	11.498.832	52,57	4.276.913	6.210.262	45,20
NEPAL	0	36.260	--	0	14.340	--
VIET NAM	477	974	104,19	1.019	1.759	72,62
INDIA	187.727.033	229.285.288	22,14	86.028.258	142.464.767	65,60
PAKISTAN	5.859.766	10.854.408	85,24	1.701.314	4.272.530	151,13
BANGLADESH	58.580	1.152.860	1.868,01	29.901	632.197	2.014,30
SRI LANKA	76.360	6.530.933	8.452,82	63.332	6.447.031	10.079,74
IRAN (ISLAMIC REPUBLIC OF)	807.750	207.360	-74,33	870.934	313.546	-64,00
SAUDI ARABIA	284.800	108.000	-62,08	334.682	152.088	-54,56
JORDAN	24.687	4.034.560	16.242,85	19.065	2.733.049	14.235,43
LEBANON	0	15.200	--	0	14.922	--
SYRIA ARAB REPUBLIC	86.399	69.120	-20,00	89.683	87.644	-2,27
TURKEY	3.887.691	5.925.927	52,43	2.455.551	4.831.190	96,75
UNITED ARAB EMIRATES	40.370	30.400	-24,70	38.352	105.836	175,96
EGYPT	3.845.181	13.610.858	253,97	1.716.147	6.687.923	289,71
TUNISIA	1.869.948	1.500.000	-19,78	982.280	756.000	-23,04
ETHIOPIA	72.520	36.260	-50,00	36.260	27.558	-24,00
TANZANIA, UNITED REPUBLIC OF	9.970.547	7.760.010	-22,17	5.267.625	3.934.358	-25,31
MADAGASCAR	18.130	37.240	105,41	5.076	13.034	156,78
MOZAMBIQUE	3.634.789	9.829.504	170,43	2.162.126	6.139.056	183,94
TOGO	177.585	126.910	-28,54	110.165	105.335	-4,38
GHANA	106.000	0	-100,00	42.930	0	-100,00
ANGOLA	1.740.000	0	-100,00	1.065.750	0	-100,00
CAMEROON	0	878	--	0	225	--
NIGERIA	0	7.712.000	--	0	4.555.300	--

TABEL 5. PERKEMBANGAN EKSPOR INDONESIA MENURUT KOMODITI DAN NEGARA TUJUAN

JENIS BARANG	BERAT BERSIH (KG)		PERUB %	NILAI FOB (US \$)		PERUB %
	JAN-NOV 2007	JAN-NOV 2008		JAN-NOV 2007	JAN-NOV 2008	
(1)	(2)	(3)	(4)	(5)	(6)	(7)
COTE D'IVOIRE	0	6.600.000	--	0	3.950.250	--
SENEGAL	500.000	93.450	-81,31	207.500	61.950	-70,14
MAURITANIA	1.345.000	0	-100,00	792.175	0	-100,00
GAMBIA	1.500.000	0	-100,00	626.250	0	-100,00
DJIBOUTI	93.100	657.120	605,82	56.605	493.728	772,23
SOUTH AFRICA	7.639.397	3.974.025	-47,98	4.526.434	2.810.176	-37,92
MALAWI	111.230	473.300	325,51	39.166	300.709	667,78
AUSTRALIA	481.143	628.868	30,70	578.148	1.010.216	74,73
NEW ZEALAND	8.746	7.609	-13,00	8.640	10.296	19,17
UNITED STATES	26.352.932	31.448.307	19,34	27.482.926	45.154.987	64,30
CANADA	98.237	177.810	81,00	91.130	401.174	340,22
MEXICO	330.427	629.247	90,43	328.568	821.063	149,89
VENEZUELA	0	14.400	--	0	22.680	--
ARGENTINA	1.631.701	672.255	-58,80	1.760.892	908.149	-48,43
BRAZIL	7.427.148	7.580.730	2,07	8.616.005	10.378.519	20,46
COLOMBIA	0	188.400	--	0	333.307	--
URUGUAY	14.400	14.400	0,00	17.328	23.573	36,04
ECUADOR	0	14.400	--	0	21.600	--
JAMAICA	2.221	2.761	24,31	1.878	4.449	136,90
COSTA RICA	0	84.800	--	0	61.904	--
UNITED KINGDOM	4.464.899	2.558.485	-42,70	2.682.660	1.821.625	-32,10
NETHERLANDS	40.219.928	62.807.954	56,16	35.208.401	78.640.491	123,36
FRANCE	0	201.170	--	0	509.877	--
GERMANY, FED. REP. OF	2.751.883	2.651.882	-3,63	3.394.442	4.912.769	44,73
BELGIUM	365.130	191.674	-47,51	342.308	255.569	-25,34
DENMARK	3.499.582	5.000.000	42,87	2.147.245	3.362.600	56,60
SWEDEN	0	20.000	--	0	24.050	--
ITALY	2.928.311	12.207.485	316,88	2.505.624	7.884.954	214,69
SPAIN	64.380.669	122.636.367	90,49	32.695.938	72.484.111	121,69
GREECE	4.009.456	163.839	-95,91	2.499.187	90.435	-96,38
ROMANIA	0	6.903	--	0	11.788	--
BULGARIA	0	34.735	--	0	51.816	--
RUSSIA FEDERATION	0	19.960	--	0	23.993	--
-ALAT LISTRIK	508.727.926	511.947.494	0,63	4.468.418.230	4.866.939.035	8,92
JAPAN	50.575.628	60.321.082	19,27	783.097.847	852.284.289	8,83
HONG KONG	12.816.848	10.814.747	-15,62	169.641.336	186.872.460	10,16
KOREA, DEMOCRATIC PEOPLE'S REPUBI	19	458	2.310,53	466	14.764	3.068,24
KOREA, REPUBLIC OF	5.573.448	5.208.494	-6,55	67.997.291	71.505.475	5,16
TAIWAN	4.242.755	3.859.174	-9,04	49.252.415	55.620.915	12,93
CHINA	9.337.227	8.998.559	-3,63	119.876.099	125.359.771	4,57
MONGOLIA	700	5.405	672,14	2.139	37.115	1.635,16
MACAU	0	19.235	--	0	150.700	--
PAPUA NEW GUINEA	5.205.791	5.568.628	6,97	8.410.168	10.417.840	23,87
THAILAND	26.917.142	29.300.904	8,86	158.514.139	188.690.024	19,04
SINGAPORE	54.756.529	45.776.600	-16,40	1.363.261.007	1.375.621.258	0,91
PHILIPPINES	14.627.800	15.911.316	8,77	71.250.562	92.175.809	29,37
MALAYSIA	35.400.118	27.127.702	-23,37	175.645.480	163.397.174	-6,97
MYANMAR (FORM. BURMA)	201.997	410.424	103,18	855.654	2.095.857	144,94
CAMBODIA	424.181	207.850	-51,00	1.254.513	945.517	-24,63
BRUNEI DARUSSALAM	475.130	1.144.796	140,94	2.537.977	6.310.159	148,63
LAO PEOPLE'S DEMOCRATIC REPUBLIC	1.608	25	-98,45	16.866	547	-96,76
NEPAL	32.831	43.327	31,97	126.662	276.783	118,52
BHUTAN	1.856	0	-100,00	8.279	0	-100,00
VIET NAM	15.713.477	19.061.501	21,31	69.861.069	91.568.126	31,07
MALDIVES	57.199	141.889	148,06	100.765	337.048	234,49
INDIA	4.728.141	24.678.172	421,94	14.712.994	72.033.905	389,59
PAKISTAN	1.694.930	1.514.034	-10,67	4.694.672	8.069.337	71,88
BANGLADESH	744.994	182.810	-75,46	4.302.023	1.930.937	-55,12
SRI LANKA	1.129.903	1.418.580	25,55	4.120.127	5.244.760	27,30
AFGHANISTAN	397.164	309.432	-22,09	909.047	978.987	7,69
IRAQ	5.365	42.736	696,57	14.198	95.680	573,90
IRAN (ISLAMIC REPUBLIC OF)	2.023.547	1.358.327	-32,87	6.883.983	15.489.919	125,01
SAUDI ARABIA	14.846.037	11.433.302	-22,99	49.569.261	44.461.010	-10,31
ISRAEL	0	178.114	--	0	893.578	--
KUWAIT	1.494.621	2.293.298	53,44	3.656.000	10.406.985	184,65
JORDAN	609.022	556.427	-8,64	2.232.857	1.687.723	-24,41
LEBANON	1.477.432	1.251.861	-15,27	3.992.311	4.489.607	12,46
PALESTINA	0	126.160	--	0	534.869	--
YEMEN	1.605.933	1.744.805	8,65	4.750.518	6.115.597	28,74
OMAN	1.383.931	2.400.429	73,45	7.462.705	13.141.134	76,09
SYRIA ARAB REPUBLIC	767.477	175.666	-77,11	3.913.590	563.227	-85,61
TURKEY	10.686.781	2.792.683	-73,87	30.806.925	10.191.642	-66,92
UNITED ARAB EMIRATES	43.255.961	38.203.515	-11,68	149.484.525	184.289.845	23,28
QATAR	5.814.831	2.652.866	-54,38	28.165.852	14.109.376	-49,91
BAHRAIN	166.813	1.114.387	568,05	582.396	9.820.380	1.586,20
CYPRUS	623.607	274.119	-56,04	1.349.896	884.194	-34,50
EGYPT	6.736.155	4.478.246	-33,52	14.022.982	12.740.661	-9,14
LIBYAN ARAB JAMAHIRIYA	303.751	334.409	10,09	1.074.945	1.288.078	19,83
MOROCCO	693.424	897.410	29,42	2.496.267	3.247.975	30,11
TUNISIA	84	291.190	346.554,76	1.090	1.873.440	171.775,23

TABEL 5. PERKEMBANGAN EKSPOR INDONESIA MENURUT KOMODITI DAN NEGARA TUJUAN

JENIS BARANG	BERAT BERSIH (KG)		PERUB %	NILAI FOB (US \$)		PERUB %
	JAN-NOV 2007	JAN-NOV 2008		JAN-NOV 2007	JAN-NOV 2008	
(1)	(2)	(3)	(4)	(5)	(6)	(7)
ALGERIA	3.191.816	1.558.323	-51,18	6.625.315	7.038.308	6,23
SUDAN	11.055.816	11.639.201	5,28	24.659.509	31.639.704	28,31
ERITREA	198.608	658.178	231,40	552.750	1.901.016	243,92
NAMIBIA	0	9.494	--	0	22.153	--
ETHIOPIA	205.876	271.456	31,85	491.203	1.139.703	132,02
TANZANIA, UNITED REPUBLIC OF	1.056.181	512.902	-51,44	2.592.951	1.981.933	-23,56
MADAGASCAR	26.555	224.508	745,45	54.755	2.937.014	5.263,92
SOMALIA	47.506	0	-100,00	90.229	0	-100,00
KENYA	1.827.509	1.594.159	-12,77	5.744.582	5.431.071	-5,46
REUNION	4.552	0	-100,00	51.157	0	-100,00
MOZAMBIQUE	1.008.437	538.458	-46,60	2.432.118	1.572.895	-35,33
EQUATORIAL GUINEA	449.873	168.840	-62,47	821.449	321.680	-60,84
TOGO	111.070	163.420	47,13	344.598	660.624	91,71
GHANA	1.560.103	1.824.396	16,94	4.742.802	6.767.406	42,69
LIBERIA	54.499	42.834	-21,40	194.307	125.452	-35,44
GUINEA	219.843	194.229	-11,65	339.576	400.603	17,97
ANGOLA	767.377	224.772	-70,71	2.435.859	857.968	-64,78
CONGO	1.157	24.340	2.003,72	2.481	70.138	2.727,01
CAMEROON	209.106	400.711	91,63	583.701	1.129.519	93,51
NIGERIA	3.559.052	2.542.896	-28,55	13.806.162	13.246.900	-4,05
SIERRA LEONE	153	0	-100,00	2.436	0	-100,00
GABON	54.454	133.848	145,80	165.244	537.786	225,45
COTE D'IVOIRE	260.209	40.426	-84,46	1.096.499	151.102	-86,22
SENEGAL	349.762	228.460	-34,68	661.336	687.749	3,99
MAURITANIA	21.197	83.799	295,33	57.651	250.050	333,73
MALI	4.220	4.011	-4,95	88.265	60.199	-31,80
BENIN	452.824	481.373	6,30	1.355.657	1.547.751	14,17
BURKINA FASO	0	18	--	0	487	--
GAMBIA	25.238	16.867	-33,17	54.385	13.992	-74,27
SEYCHELLES	14.022	11.238	-19,85	31.227	53.840	72,41
UGANDA	99.104	223.177	125,19	269.414	849.373	215,27
CENTRAL AFRICAN REPUBLIC	18.716	30.862	64,90	56.587	71.279	25,96
DJIBOUTI	808.136	445.402	-44,89	1.917.691	1.457.238	-24,01
SAINT HELENA	12	1.175	9.691,67	32	6.739	20.959,38
SWAZILAND	0	188	--	0	27.164	--
SOUTH AFRICA	1.609.994	2.315.193	43,80	5.736.560	8.978.555	56,51
ZIMBABWE	2	22.839	1.141.850,00	12	62.446	520.283,33
ZAMBIA	0	84.788	--	0	255.102	--
MALAWI	19.125	36.010	88,29	50.415	102.306	102,93
COMOROS	9.997	0	-100,00	1.760	0	-100,00
MAURITIUS	138.207	59.949	-56,62	524.258	221.677	-57,72
RWANDA	0	2.203	--	0	15.407	--
VIRGIN ISLANDS (BRITISH)	0	236	--	0	3.092	--
AUSTRALIA	12.119.529	15.090.860	24,52	97.675.127	111.534.027	14,19
NEW ZEALAND	3.680.628	2.578.711	-29,94	30.162.883	16.962.398	-43,76
GUAM	0	52	--	0	1.189	--
NEW CALEDONIA	7.874	292.222	3.611,23	29.357	4.217.447	14.266,07
NIUE	1.090	0	-100,00	18.727	0	-100,00
VANUATU	252.650	166.391	-34,14	513.757	361.579	-29,62
AMERICAN SAMOA	0	14.370	--	0	42.775	--
COOK ISLANDS	2.964	2.819	-4,89	7.501	1.752	-76,64
FIJI	326.038	379.375	16,36	828.576	977.171	17,93
SAMOA	1.223.665	844.020	-31,03	10.689.439	6.606.163	-38,20
SOLOMON ISLANDS	572.052	399.447	-30,17	1.218.067	941.159	-22,73
TONGA	66.667	53.605	-19,59	174.454	134.404	-22,96
EAST TIMOR	15.886	938.242	5.806,09	67.885	1.576.263	2.221,96
UNITED STATES	43.333.420	43.462.771	0,30	387.972.359	429.024.304	10,58
CANADA	2.024.302	2.481.822	22,60	9.588.070	14.029.074	46,32
MEXICO	4.536.286	4.185.516	-7,73	21.582.195	20.371.665	-5,61
GUATEMALA	1.078.658	1.068.221	-0,97	2.952.909	2.095.129	-29,05
HONDURAS	344	146.321	42.435,17	2.120	786.418	36.995,19
NICARAGUA	42.980	63.198	47,04	190.849	252.014	32,05
PANAMA	360.227	201.131	-44,17	1.082.440	1.036.412	-4,25
CUBA	0	382	--	0	34.610	--
SURINAME	68.272	188.479	176,07	210.548	742.145	252,48
CHILE	2.875.895	2.941.512	2,28	7.011.868	10.040.887	43,20
VENEZUELA	3.193.767	649.200	-79,67	21.370.083	3.129.316	-85,36
ARGENTINA	737.584	935.305	26,81	3.736.118	4.610.173	23,39
BRAZIL	5.149.316	6.897.954	33,96	25.810.653	33.528.635	29,90
COLOMBIA	1.223.796	1.219.183	-0,38	4.046.063	4.418.517	9,21
BOLIVIA	0	101.673	--	0	328.983	--
URUGUAY	17	8.398	49.300,00	39	33.797	86.558,97
PARAGUAY	95.292	137.374	44,16	220.317	466.572	111,77
ECUADOR	1.071.337	1.209.164	12,86	2.053.854	2.675.985	30,29
PERU	351.136	391.169	11,40	1.655.454	1.889.884	14,16
TRINIDAD AND TOBAGO	231.933	846.612	265,02	547.597	5.545.885	912,77
JAMAICA	173.618	34.601	-80,07	369.304	134.823	-63,49
PUERTO RICO	23	0	-100,00	38.849	0	-100,00
BELIZE	60	0	-100,00	901	0	-100,00
DOMINICAN REPUBLIC	267.290	268.323	0,39	637.602	999.400	56,74
EL SALVADOR	344	161.888	46.960,47	2.120	968.385	45.578,54

TABEL 5. PERKEMBANGAN EKSPOR INDONESIA MENURUT KOMODITI DAN NEGARA TUJUAN

JENIS BARANG	BERAT BERSIH (KG)		PERUB %	NILAI FOB (US \$)		PERUB %
	JAN-NOV 2007	JAN-NOV 2008		JAN-NOV 2007	JAN-NOV 2008	
(1)	(2)	(3)	(4)	(5)	(6)	(7)
COSTA RICA	12.618	9.323	-26,11	89.074	67.106	-24,66
HAITI	329.957	185.702	-43,72	950.050	494.017	-48,00
ANTIGUA AND BARBUDA	0	14.110	--	0	43.715	--
ARUBA	20.867	18.859	-9,62	36.588	52.828	44,39
CAYMAN ISLANDS	27	0	-100,00	3.950	0	-100,00
FRENCH POLYNESIA	47.729	50.123	5,02	243.867	231.176	-5,20
NETHERLANDS ANTILLES	0	4.847	--	0	24.397	--
SAN MARINO	4.833	4.833	0,00	66.564	66.564	0,00
UNITED KINGDOM	10.136.634	18.594.568	83,44	44.207.592	65.643.368	48,49
NETHERLANDS	7.127.165	5.979.541	-16,10	40.393.114	31.229.108	-22,69
FRANCE	4.775.420	4.726.446	-1,03	117.535.449	157.270.152	33,81
GERMANY, FED. REP. OF	3.560.824	4.022.105	12,95	47.280.629	51.122.616	8,13
AUSTRIA	97.941	142.639	45,64	1.616.131	2.248.008	39,10
BELGIUM	5.127.401	4.395.620	-14,27	15.651.755	13.964.255	-10,78
SWITZERLAND	1.395.939	445.190	-68,11	8.123.349	4.219.597	-48,06
LUXEMBOURG	0	424	--	0	31.192	--
MONACO	6.989	0	-100,00	21.805	0	-100,00
DENMARK	125.337	57.986	-53,74	4.724.497	1.701.086	-63,99
NORWAY	50.167	40.817	-18,64	325.723	312.843	-3,95
SWEDEN	518.229	532.636	2,78	6.750.687	5.236.279	-22,43
FINLAND	114.111	38.380	-66,37	1.641.599	682.215	-58,44
IRELAND	24.203	221.205	813,96	69.771	577.336	727,47
ITALY	5.462.362	4.621.340	-15,40	25.389.643	18.083.607	-28,78
SPAIN	9.866.793	9.586.153	-2,84	29.871.492	30.724.849	2,86
PORTUGAL	98.952	457.777	362,63	246.264	854.101	246,82
GREECE	3.251.376	3.206.028	-1,39	8.207.197	9.159.052	11,60
DEMOCRATIC REPUBLIC OF THE CONGC	565.756	219.310	-61,24	2.385.504	792.829	-66,76
HUNGARY	292.060	650.851	122,85	2.528.706	3.424.194	35,41
POLAND	753.528	829.939	10,14	3.861.196	24.897.109	544,80
ROMANIA	65.437	149.271	128,11	347.118	1.271.624	266,34
BULGARIA	14	58	314,29	1.171	2.996	155,85
YUGOSLAVIA	0	53	--	0	5.923	--
ALBANIA	0	2.392	--	0	10.948	--
AZERBAIJAN	9	0	-100,00	3.782	0	-100,00
BELARUS	397.014	76.600	-80,71	779.468	235.039	-69,85
KAZAKHSTAN	288.074	123.888	-56,99	1.097.062	381.375	-65,24
TURKMENISTAN	100.450	0	-100,00	158.711	0	-100,00
UKRAINE	629.091	301.650	-52,05	2.895.154	1.019.777	-64,78
UZBEKISTAN	0	10.214	--	0	34.406	--
LITHUANIA	215.394	23.487	-89,10	907.792	94.454	-89,60
LATVIA	62.333	0	-100,00	330.408	0	-100,00
ESTONIA	0	3.360	--	0	48.119	--
GEORGIA	138.410	102.732	-25,78	335.045	275.621	-17,74
CROATIA	6.051	6.017	-0,56	93.877	91.846	-2,16
MALTA	42.143	69.616	65,19	108.518	277.146	155,39
SLOVAKIA	153.653	134.784	-12,28	1.814.159	1.169.264	-35,55
SLOVENIA	590	212.600	35.933,90	23.404	494.905	2.014,62
CZECH REPUBLIC	335.726	1.005.291	199,44	2.681.112	12.480.659	365,50
RUSSIA FEDERATION	448.883	868.145	93,40	2.606.337	4.530.096	73,81
-DIODE TRANSISTOR	2.823.446	899.771	-68,13	123.654.060	134.741.972	8,97
JAPAN	204.748	138.699	-32,26	49.741.164	58.336.751	17,28
HONG KONG	119.538	79.225	-33,72	30.725.119	30.368.877	-1,16
KOREA, REPUBLIC OF	4.434	4.906	10,65	274.711	644.247	134,52
TAIWAN	31.806	10.994	-65,43	2.378.349	2.062.640	-13,27
CHINA	42.032	19.116	-54,52	8.178.918	5.751.600	-29,68
MONGOLIA	67	0	-100,00	811	0	-100,00
PAPUA NEW GUINEA	172	0	-100,00	672	0	-100,00
THAILAND	5.447	3.479	-36,13	86.860	57.756	-33,51
SINGAPORE	2.347.627	595.853	-74,62	24.220.732	26.780.091	10,57
PHILIPPINES	1.602	2.100	31,09	96.949	102.722	5,95
MALAYSIA	9.991	11.051	10,61	1.005.986	1.031.917	2,58
CAMBODIA	0	1.446	--	0	22.356	--
BRUNEI DARUSSALAM	1	156	15.500,00	9	485	5.288,89
NEPAL	4.167	0	-100,00	69.282	0	-100,00
VIET NAM	30	44	46,67	257	1.417	451,36
INDIA	200	3.504	1.652,00	103.745	503.659	385,48
PAKISTAN	700	51	-92,71	3.158	187	-94,08
BANGLADESH	13	0	-100,00	26	0	-100,00
SRI LANKA	3.177	0	-100,00	9.256	0	-100,00
AFGHANISTAN	15	0	-100,00	660	0	-100,00
IRAN (ISLAMIC REPUBLIC OF)	0	2	--	0	82	--
UNITED ARAB EMIRATES	0	1.407	--	0	30.785	--
EGYPT	0	200	--	0	15.614	--
KENYA	2.619	0	-100,00	39.579	0	-100,00
NIGERIA	60	0	-100,00	192	0	-100,00
AUSTRALIA	5.567	30	-99,46	57.052	3.072	-94,62
UNITED STATES	18.550	8.721	-52,99	1.906.673	2.415.276	26,67
CANADA	0	10	--	0	676	--
MEXICO	0	1	--	0	1	--
PANAMA	0	79	--	0	5.538	--

TABEL 5. PERKEMBANGAN EKSPOR INDONESIA MENURUT KOMODITI DAN NEGARA TUJUAN

JENIS BARANG	BERAT BERSIH (KG)		PERUB %	NILAI FOB (US \$)		PERUB %
	JAN-NOV 2007	JAN-NOV 2008		JAN-NOV 2007	JAN-NOV 2008	
(1)	(2)	(3)	(4)	(5)	(6)	(7)
CUBA	0	48	--	0	45.528	--
ARGENTINA	0	7	--	0	125	--
BRAZIL	0	504	--	0	33.645	--
UNITED KINGDOM	2.581	8.277	220,69	268.097	826.976	208,46
NETHERLANDS	11	24	118,18	8.800	830	-90,57
GERMANY, FED. REP. OF	17.830	9.292	-47,89	4.098.377	5.334.837	30,17
AUSTRIA	293	187	-36,18	14.320	2.618	-81,72
DENMARK	2	0	-100,00	164	0	-100,00
SWEDEN	0	5	--	0	2.871	--
FINLAND	136	164	20,59	357.616	341.635	-4,47
ITALY	1	0	-100,00	22	0	-100,00
ROMANIA	0	159	--	0	14.893	--
KAZAKHSTAN	0	6	--	0	309	--
UKRAINE	0	21	--	0	1.528	--
ESTONIA	0	1	--	0	420	--
CZECH REPUBLIC	28	0	-100,00	6.480	0	-100,00
RUSSIA FEDERATION	1	2	100,00	24	8	-66,67
-AUDIO VISUAL	100.489.172	99.129.688	-1,35	2.422.834.367	2.618.551.116	8,08
JAPAN	7.527.113	7.591.363	0,85	194.684.494	227.773.810	17,00
HONG KONG	2.995.643	2.749.549	-8,22	189.465.514	182.515.378	-3,67
KOREA, DEMOCRATIC PEOPLE'S REPUB	0	994	--	0	46.975	--
KOREA, REPUBLIC OF	1.365.927	1.505.569	10,22	79.722.085	127.236.634	59,60
TAIWAN	217.754	354.178	62,65	3.914.376	5.147.237	31,50
CHINA	1.909.520	2.437.266	27,64	74.093.717	130.508.306	76,14
PAPUA NEW GUINEA	83.183	113.403	36,33	444.523	609.677	37,15
THAILAND	2.074.336	4.549.154	119,31	21.902.605	35.673.672	62,87
SINGAPORE	17.539.601	12.790.592	-27,08	488.622.712	389.815.426	-20,22
PHILIPPINES	677.736	1.674.154	147,02	22.219.017	12.430.374	-44,06
MALAYSIA	3.748.159	5.771.021	53,97	56.151.129	95.473.442	70,03
MYANMAR (FORM. BURMA)	231.179	227.598	-1,55	864.168	866.122	0,23
CAMBODIA	0	9.985	--	0	21.000	--
BRUNEI DARUSSALAM	1.510	59.168	3.818,41	6.381	478.473	7.398,40
LAO PEOPLE'S DEMOCRATIC REPUBLIC	0	1.699	--	0	15.640	--
NEPAL	0	34.189	--	0	183.673	--
VIET NAM	963.212	1.169.979	21,47	52.899.819	17.986.507	-66,00
MALDIVES	977	319	-67,35	594	5.907	894,44
INDIA	563.686	752.904	33,57	12.535.723	14.887.033	18,76
PAKISTAN	166.885	191.190	14,56	918.967	857.333	-6,71
BANGLADESH	14.198	83.931	491,15	108.272	488.739	351,40
SRI LANKA	111.479	91.479	-17,94	430.415	677.857	57,49
IRAQ	0	59.779	--	0	1.771.518	--
IRAN (ISLAMIC REPUBLIC OF)	69.582	228.397	228,24	1.266.299	3.334.689	163,34
SAUDI ARABIA	1.309.042	1.346.306	2,85	11.169.829	13.307.685	19,14
ISRAEL	0	980.965	--	0	29.368.698	--
KUWAIT	498.654	439.599	-11,84	6.984.895	11.539.657	65,21
JORDAN	110.846	93.120	-15,99	983.972	1.372.961	39,53
LEBANON	79.791	70.886	-11,16	869.340	1.871.997	115,34
YEMEN	466.944	297.664	-36,25	2.116.524	1.238.234	-41,50
OMAN	158.309	171.646	8,42	1.718.849	6.911.439	302,10
SYRIA ARAB REPUBLIC	177.501	385.491	117,18	492.433	1.814.229	268,42
TURKEY	388.286	303.473	-21,84	14.810.304	10.804.742	-27,05
UNITED ARAB EMIRATES	5.142.479	5.557.791	8,08	72.159.349	92.502.528	28,19
QATAR	119.600	159.111	33,04	1.373.462	3.237.017	135,68
BAHRAIN	5.561	11.648	109,46	103.907	287.041	176,25
CYPRUS	910	120	-86,81	40.761	19.481	-52,21
EGYPT	254.304	194.686	-23,44	5.891.360	4.602.326	-21,88
LIBYAN ARAB JAMAHIRIYA	17.516	10.244	-41,52	154.337	185.661	20,30
MOROCCO	2.894	130.403	4.405,98	77.929	1.173.817	1.406,26
TUNISIA	6.077	7.946	30,76	200.195	187.786	-6,20
ALGERIA	4.910	0	-100,00	144.148	0	-100,00
SUDAN	66.647	90.841	36,30	215.059	914.057	325,03
ETHIOPIA	101.194	51.903	-48,71	255.688	123.067	-51,87
TANZANIA, UNITED REPUBLIC OF	2.674	16.177	504,97	86.377	191.074	121,21
MADAGASCAR	73	0	-100,00	90	0	-100,00
KENYA	29.390	67.387	129,29	183.292	648.244	253,67
REUNION	24.400	0	-100,00	77.753	0	-100,00
MOZAMBIQUE	0	8.617	--	0	73.560	--
TOGO	0	69	--	0	154	--
GHANA	41.540	163.738	294,17	154.521	782.267	406,25
GUINEA	34.794	124	-99,64	105.030	225	-99,79
ANGOLA	98.640	127.661	29,42	136.651	481.215	252,15
CONGO	14.049	0	-100,00	41.040	0	-100,00
CAMEROON	1.874	1.891	0,91	2.602	1.793	-31,09
NIGERIA	2.053.972	1.431.791	-30,29	4.833.791	5.659.861	17,09
COTE D'IVOIRE	11.560	20.015	73,14	34.975	190.615	445,00
SENEGAL	2.999	3.465	15,54	416.070	137.317	-67,00
MAURITANIA	58.779	11.655	-80,17	155.790	30.350	-80,52
MALI	0	14	--	0	180	--
BENIN	21.229	15.577	-26,62	12.134	9.596	-20,92
GAMBIA	0	249	--	0	244	--

TABEL 5. PERKEMBANGAN EKSPOR INDONESIA MENURUT KOMODITI DAN NEGARA TUJUAN

JENIS BARANG	BERAT BERSIH (KG)		PERUB %	NILAI FOB (US \$)		PERUB %
	JAN-NOV 2007	JAN-NOV 2008		JAN-NOV 2007	JAN-NOV 2008	
(1)	(2)	(3)	(4)	(5)	(6)	(7)
SEYCHELLES	0	759	--	0	5.060	--
UGANDA	80	22.833	28.441,25	270	185.078	68.447,41
NIGER	35	0	-100,00	26	0	-100,00
DJIBOUTI	4.875	24.087	394,09	131.100	62.875	-52,04
SAO TOME AND PRINCIPE	0	712	--	0	600	--
SOUTH AFRICA	341.433	327.955	-3,95	6.959.833	7.524.051	8,11
MAURITIUS	237	31.824	13.327,85	940	424.045	45.011,17
AUSTRALIA	2.395.237	2.177.299	-9,10	45.910.278	53.458.804	16,44
NEW ZEALAND	523.108	388.804	-25,67	15.833.439	10.895.503	-31,19
NEW CALEDONIA	90	1	-98,89	6.493	50	-99,23
NORTHERN MARIANA ISLANDS	4	0	-100,00	65	0	-100,00
VANUATU	7.643	1.130	-85,22	66.198	9.674	-85,39
AMERICAN SAMOA	0	3.836	--	0	21.548	--
FIJI	20	6.437	32.085,00	499	62.816	12.488,38
SAMOA	27	0	-100,00	784	0	-100,00
TONGA	1.152	537	-53,39	1.421	2.336	64,39
EAST TIMOR	102.025	1.042.155	921,47	2.487.035	1.468.578	-40,95
UNITED STATES	14.233.000	12.120.907	-14,84	359.912.898	432.654.734	20,21
CANADA	441.017	641.825	45,53	20.019.839	27.911.910	39,42
MEXICO	665.166	1.388.759	108,78	30.928.184	42.260.171	36,64
GUATEMALA	28.235	18.309	-35,15	219.202	265.974	21,34
HONDURAS	5.385	3.635	-32,50	37.504	25.287	-32,58
NICARAGUA	0	3.639	--	0	84.849	--
PANAMA	196.341	563.456	186,98	5.682.058	13.576.227	138,93
CUBA	0	344	--	0	30.400	--
SURINAME	0	334	--	0	1.606	--
CHILE	100.660	143.682	42,74	1.762.244	3.424.360	94,32
VENEZUELA	3.609	122.021	3.281,02	795.530	3.222.228	305,04
ARGENTINA	50.780	69.472	36,81	2.467.065	1.639.331	-33,55
BRAZIL	438.095	562.671	28,44	10.112.073	10.851.286	7,31
COLOMBIA	17.038	18.818	10,45	1.174.921	964.414	-17,92
URUGUAY	8.658	2.953	-65,89	246.303	168.247	-31,69
PARAGUAY	2	21.555	1.077.650,00	34	605.792	1.781.641,18
ECUADOR	4.449	44.735	905,51	25.907	1.000.298	3.761,11
PERU	13.796	11.694	-15,24	2.009.315	1.801.990	-10,32
PUERTO RICO	3.068	2.906	-5,28	1.103.843	583.557	-47,13
DOMINICAN REPUBLIC	0	7.826	--	0	173.178	--
EL SALVADOR	1	101	10.000,00	285	18.952	6.549,82
COSTA RICA	707	247	-65,06	134.005	51.919	-61,26
BARBADOS	4.736	0	-100,00	470.400	0	-100,00
FRENCH GUIANA	50.889	0	-100,00	187.041	0	-100,00
FRENCH POLYNESIA	0	74	--	0	10.936	--
MARTINIQUE	98.372	0	-100,00	356.154	0	-100,00
NETHERLANDS ANTILLES	0	10.336	--	0	143.542	--
GUADELOUPE	106.514	0	-100,00	373.744	0	-100,00
UNITED KINGDOM	3.911.314	1.166.638	-70,17	47.334.864	37.290.056	-21,22
NETHERLANDS	2.099.470	2.385.157	13,61	57.997.355	114.660.638	97,70
FRANCE	774.601	1.051.067	35,69	14.068.586	16.214.967	15,26
GERMANY, FED. REP. OF	5.619.363	5.001.285	-11,00	114.226.168	82.911.187	-27,41
AUSTRIA	69.842	140.580	101,28	2.317.525	3.949.376	70,41
BELGIUM	7.956.903	6.878.823	-13,55	186.002.255	127.511.245	-31,45
SWITZERLAND	22.331	30.531	36,72	1.664.985	1.205.343	-27,61
LUXEMBOURG	0	2	--	0	9	--
GIBRALTAR	50	175	250,00	5.712	25.964	354,55
DENMARK	158.203	137.952	-12,80	642.040	763.987	18,99
NORWAY	23.695	9.134	-61,45	34.932	133.659	282,63
SWEDEN	470.630	758.987	61,27	5.551.968	7.954.626	43,28
FINLAND	1.214.349	319.955	-73,65	27.318.984	3.539.185	-87,04
IRELAND	58.403	24	-99,96	278.368	61	-99,98
ITALY	796.508	575.053	-27,80	20.549.587	15.918.784	-22,53
SPAIN	309.812	435.985	40,73	7.222.984	8.907.192	23,32
PORTUGAL	11.898	96.283	709,24	393.064	1.607.786	309,04
GREECE	29.902	66.768	123,29	407.151	1.300.611	219,44
DEMOCRATIC REPUBLIC OF THE CONGO	1.228	31.203	2.440,96	4.038	169.921	4.108,05
HUNGARY	403.292	302.217	-25,06	2.587.348	5.055.052	95,38
POLAND	794.387	1.106.454	39,28	24.210.624	45.218.840	86,77
ROMANIA	31.328	126.063	302,40	719.600	880.845	22,41
BULGARIA	3.600	90.915	2.425,42	302.618	674.968	123,04
YUGOSLAVIA	16.447	0	-100,00	364.133	0	-100,00
ALBANIA	1.232	0	-100,00	27.534	0	-100,00
AZERBAIJAN	6.268	10.834	72,85	88.617	329.362	271,67
KAZAKHSTAN	0	40.973	--	0	1.984.207	--
TURKMENISTAN	0	4.584	--	0	86.654	--
UKRAINE	184.014	29.208	-84,13	3.084.907	5.887.006	90,83
LITHUANIA	5.896	0	-100,00	25.847	0	-100,00
LATVIA	0	36.686	--	0	327.162	--
ESTONIA	52.168	54.759	4,97	231.071	467.445	102,29
GEORGIA	0	2.926	--	0	19.772	--
CROATIA	14.460	0	-100,00	332.932	0	-100,00
BOSNIA AND HERZEGOVINA	0	9.284	--	0	29.709	--
SLOVAKIA	144.760	314.930	117,55	10.422.886	9.166.640	-12,05

TABEL 5. PERKEMBANGAN EKSPOR INDONESIA MENURUT KOMODITI DAN NEGARA TUJUAN

JENIS BARANG	BERAT BERSIH (KG)		PERUB %	NILAI FOB (US \$)		PERUB %
	JAN-NOV 2007	JAN-NOV 2008		JAN-NOV 2007	JAN-NOV 2008	
(1)	(2)	(3)	(4)	(5)	(6)	(7)
SLOVENIA	0	10.954	--	0	66.606	--
CZECH REPUBLIC	1.402.929	2.364.336	68,53	35.775.750	47.282.568	32,16
REP. OF MACEDONIA	2.957	0	-100,00	66.882	0	-100,00
RUSSIA FEDERATION	2.481.330	1.130.162	-54,45	22.902.855	22.942.937	0,18
-FOTOGRAFI DAN OPTIK	4.297.811	3.063.805	-28,71	199.110.597	190.011.663	-4,57
JAPAN	158.414	142.225	-10,22	15.277.611	19.955.288	30,62
HONG KONG	77.217	99.154	28,41	5.771.355	3.408.754	-40,94
KOREA, REPUBLIC OF	5.010	5.878	17,33	162.571	214.875	32,17
TAIWAN	8.409	4.868	-42,11	255.735	199.376	-22,04
CHINA	96.844	68.165	-29,61	6.513.966	4.329.883	-33,53
PAPUA NEW GUINEA	0	189	--	0	3.967	--
THAILAND	13.236	60.859	359,80	657.412	1.211.410	84,27
SINGAPORE	1.593.688	1.145.093	-28,15	109.005.531	108.162.776	-0,77
PHILIPPINES	9.175	27.856	203,61	1.693.438	977.603	-42,27
MALAYSIA	53.140	214.115	302,93	2.117.740	11.286.600	432,95
MYANMAR (FORM. BURMA)	90	0	-100,00	14.975	0	-100,00
CAMBODIA	0	20	--	0	1.010	--
BRUNEI DARUSSALAM	0	154	--	0	1.239	--
LAO PEOPLE'S DEMOCRATIC REPUBLIC	3	0	-100,00	60	0	-100,00
NEPAL	1.243	0	-100,00	25.459	0	-100,00
VIET NAM	6.959	37.164	434,04	212.496	252.279	18,72
INDIA	91.642	101.302	10,54	1.962.550	2.106.793	7,35
PAKISTAN	4.013	3.840	-4,31	29.760	72.702	144,29
BANGLADESH	4.822	6.837	41,79	26.656	10.580	-60,31
SRI LANKA	1.492	656	-56,03	23.738	9.168	-61,38
IRAN (ISLAMIC REPUBLIC OF)	12	836	6.866,67	192	7.711	3.916,15
SAUDI ARABIA	2.758	1.908	-30,82	50.274	63.562	26,43
ISRAEL	0	222	--	0	25.000	--
KUWAIT	0	21	--	0	280	--
JORDAN	0	1	--	0	18	--
LEBANON	38	47	23,68	10.746	15.767	46,72
YEMEN	0	1	--	0	44	--
OMAN	0	151	--	0	1.232	--
SYRIA ARAB REPUBLIC	2.672	1.411	-47,19	14.371	5.963	-58,51
TURKEY	3.325	3.191	-4,03	82.360	115.384	40,10
UNITED ARAB EMIRATES	22.396	14.293	-36,18	560.004	298.837	-46,64
BAHRAIN	0	50	--	0	1.955	--
CYPRUS	0	14	--	0	1.584	--
EGYPT	2.713	894	-67,05	49.392	60.767	23,03
LIBYAN ARAB JAMAHIRIYA	0	71	--	0	11.400	--
MOROCCO	290	59	-79,66	10.529	5.443	-48,30
TUNISIA	18	21	16,67	4.439	5.104	14,98
ALGERIA	65	57	-12,31	1.230	1.186	-3,58
KENYA	43	64	48,84	1.363	1.863	36,68
TOGO	1.911	0	-100,00	51.797	0	-100,00
CAMEROON	0	367	--	0	2.681	--
NIGERIA	857	569	-33,61	8.183	5.826	-28,80
SOUTH AFRICA	986	875	-11,26	24.452	112.457	359,91
MAURITIUS	742	588	-20,75	29.292	21.806	-25,56
AUSTRALIA	3.884	10.287	164,86	163.892	148.568	-9,35
NEW ZEALAND	235	44	-81,28	5.304	576	-89,14
VANUATU	177	0	-100,00	656	0	-100,00
TONGA	0	151	--	0	120	--
EAST TIMOR	0	14.896	--	0	23.108	--
UNITED STATES	1.320.111	752.492	-43,00	30.908.230	21.389.936	-30,80
CANADA	409.572	6.064	-98,52	1.746.101	770.587	-55,87
MEXICO	3.914	5.407	38,15	151.154	119.704	-20,81
PANAMA	160	392	145,00	4.236	10.849	156,11
CHILE	0	418	--	0	10.251	--
ARGENTINA	6.605	7.285	10,30	72.526	84.888	17,04
BRAZIL	6.225	10.041	61,30	104.954	155.561	48,22
COLOMBIA	6.681	11.194	67,55	291.074	267.584	-8,07
URUGUAY	85	0	-100,00	1.471	0	-100,00
ECUADOR	3.121	4.562	46,17	240.788	340.795	41,53
PUERTO RICO	769	0	-100,00	2.617	0	-100,00
DOMINICAN REPUBLIC	6.295	3.142	-50,09	189.432	115.649	-38,95
COSTA RICA	1.102	723	-34,39	32.754	38.847	18,60
ARUBA	22	0	-100,00	340	0	-100,00
NETHERLANDS ANTILLES	256	0	-100,00	65.947	0	-100,00
UNITED KINGDOM	215.327	146.124	-32,14	6.802.365	3.494.731	-48,62
NETHERLANDS	7.366	11.595	57,41	376.353	850.643	126,02
FRANCE	10.186	31.995	214,11	478.890	1.647.632	244,05
GERMANY, FED. REP. OF	101.202	62.815	-37,93	10.470.246	3.623.313	-65,39
BELGIUM	237	303	27,85	9.006	15.094	67,60
SWITZERLAND	315	385	22,22	6.340	23.617	272,51
DENMARK	2.478	3.961	59,85	308.111	675.416	119,21
NORWAY	7.058	14.249	101,88	1.301.892	2.684.433	106,19
SWEDEN	511	4.093	700,98	71.916	7.280	-89,88
FINLAND	28	0	-100,00	11.208	0	-100,00
ITALY	2.328	9.974	328,44	62.812	159.330	153,66

TABEL 5. PERKEMBANGAN EKSPOR INDONESIA MENURUT KOMODITI DAN NEGARA TUJUAN

JENIS BARANG	BERAT BERSIH (KG)		PERUB	NILAI FOB (US \$)		PERUB
	JAN-NOV 2007	JAN-NOV 2008	%	JAN-NOV 2007	JAN-NOV 2008	%
(1)	(2)	(3)	(4)	(5)	(6)	(7)
SPAIN	3.809	4.342	13,99	271.134	293.567	8,27
PORTUGAL	2.905	0	-100,00	34.858	0	-100,00
GREECE	620	60	-90,32	158	927	486,71
HUNGARY	0	1	--	0	5	--
ROMANIA	13	57	338,46	3.950	20	-99,49
BULGARIA	237	356	50,21	11.591	15.574	34,36
YUGOSLAVIA	31	26	-16,13	8.816	9.515	7,93
UKRAINE	6.720	0	-100,00	147.537	0	-100,00
LATVIA	120	0	-100,00	2.568	0	-100,00
SLOVAKIA	468	445	-4,91	10.266	8.096	-21,14
SLOVENIA	45	1.027	2.182,22	998	15.146	1.417,64
CZECH REPUBLIC	2.305	813	-64,73	85.764	40.128	-53,21
RUSSIA FEDERATION	65	0	-100,00	2.665	0	-100,00
-ALAT UKUR	709.629	689.271	-2,87	14.164.667	13.344.648	-5,79
JAPAN	896	1.480	65,18	79.496	823.453	935,84
HONG KONG	1.428	1	-99,93	166.179	54	-99,97
KOREA, REPUBLIC OF	2.804	509	-81,85	33.178	85.001	156,20
TAIWAN	2.396	3.009	25,58	6.228	5.648	-9,31
CHINA	135.655	2.547	-98,12	594.098	169.064	-71,54
PAPUA NEW GUINEA	1.553	0	-100,00	5.109	0	-100,00
THAILAND	4.644	1.121	-75,86	7.804	63.894	718,73
SINGAPORE	369.326	258.335	-30,05	8.969.226	5.068.262	-43,49
PHILIPPINES	0	32	--	0	78	--
MALAYSIA	101.301	116.000	14,51	958.680	1.180.928	23,18
BRUNEI DARUSSALAM	14	100.186	715.514,29	2.290	1.674.843	73.037,25
VIET NAM	5.975	15.343	156,79	246.398	334.328	35,69
INDIA	3	64.943	2.164.666,67	3.424	805.387	23.421,82
PAKISTAN	6.087	190	-96,88	1.154.340	18.100	-98,43
IRAN (ISLAMIC REPUBLIC OF)	0	77	--	0	5.490	--
SAUDI ARABIA	28	969	3.360,71	51.532	163.364	217,01
KUWAIT	227	4.048	1.683,26	6.346	62.391	883,15
LEBANON	0	48.331	--	0	234.218	--
YEMEN	12.899	3.045	-76,39	66.552	27.750	-58,30
OMAN	0	90	--	0	7.454	--
SYRIA ARAB REPUBLIC	0	176	--	0	28.430	--
UNITED ARAB EMIRATES	1.711	3.512	105,26	54.309	122.920	126,33
QATAR	1.854	44	-97,63	358.181	3.260	-99,09
EGYPT	179	89	-50,28	34.351	37.095	7,99
SUDAN	985	2.819	186,19	37.663	166.449	341,94
KENYA	0	59	--	0	2.068	--
CONGO	102	0	-100,00	500	0	-100,00
SOUTH AFRICA	0	46	--	0	966	--
AUSTRALIA	7.439	20.053	169,57	47.342	629.267	1.229,19
NEW ZEALAND	5.003	305	-93,90	5.651	21.201	275,17
MARSHALL ISLANDS	0	69	--	0	18.996	--
UNITED STATES	10.053	9.652	-3,99	353.896	620.733	75,40
CANADA	900	74	-91,78	22.000	22.863	3,92
VENEZUELA	0	7	--	0	140	--
COLOMBIA	2.999	0	-100,00	6.482	0	-100,00
UNITED KINGDOM	16.353	4.929	-69,86	222.143	382.847	72,34
NETHERLANDS	4	56	1.300,00	12.071	500	-95,86
FRANCE	253	1.344	431,23	13.742	96.864	604,88
GERMANY, FED. REP. OF	7.406	9.576	29,30	246.790	172.898	-29,94
BELGIUM	4.200	3.084	-26,57	12.084	26.000	115,16
SWITZERLAND	1.932	8.908	361,08	8.446	100.866	1.094,25
NORWAY	760	4.138	444,47	98.667	159.063	61,21
ITALY	0	75	--	0	1.515	--
DEMOCRATIC REPUBLIC OF THE CONGO	450	0	-100,00	18.960	0	-100,00
ROMANIA	255	0	-100,00	9.917	0	-100,00
KYRGYZSTAN	212	0	-100,00	220	0	-100,00
RUSSIA FEDERATION	1.343	0	-100,00	250.372	0	-100,00
-LONCENG, ARLOJI DAN BAGIANNYA	5.777.914	7.431.321	28,62	87.022.057	129.257.377	48,53
JAPAN	246.352	272.622	10,66	5.894.748	5.596.689	-5,06
HONG KONG	347.251	404.074	16,36	5.900.502	6.540.150	10,84
KOREA, REPUBLIC OF	16.472	28.588	73,56	278.091	706.786	154,16
TAIWAN	817.470	855.276	4,62	3.315.537	3.604.476	8,71
CHINA	29.553	54.173	83,31	538.402	1.158.862	115,24
MACAU	8.748	14.598	66,87	119.791	217.756	81,78
PAPUA NEW GUINEA	6.765	5.759	-14,87	32.253	38.165	18,33
THAILAND	42.967	138.319	221,92	1.520.804	3.460.148	127,52
SINGAPORE	600.342	719.241	19,81	20.197.468	13.855.691	-31,40
PHILIPPINES	153.071	356.031	132,59	2.187.239	6.410.944	193,11
MALAYSIA	153.944	336.079	118,31	4.746.257	4.545.805	-4,22
MYANMAR (FORM. BURMA)	2.594	592	-77,18	13.848	5.295	-61,76
BRUNEI DARUSSALAM	8	194	2.325,00	1.128	886	-21,45
LAO PEOPLE'S DEMOCRATIC REPUBLIC	153	0	-100,00	2.603	0	-100,00
VIET NAM	541.183	449.792	-16,89	5.053.319	5.931.459	17,38
MALDIVES	0	9.537	--	0	62.520	--
INDIA	756.591	1.085.856	43,52	5.751.270	9.515.137	65,44

TABEL 5. PERKEMBANGAN EKSPOR INDONESIA MENURUT KOMODITI DAN NEGARA TUJUAN

JENIS BARANG	BERAT BERSIH (KG)		PERUB %	NILAI FOB (US \$)		PERUB %
	JAN-NOV 2007	JAN-NOV 2008		JAN-NOV 2007	JAN-NOV 2008	
	(1)	(2)	(3)	(4)	(5)	(6)
PAKISTAN	17.659	2.709	-84,66	333.413	49.810	-85,06
BANGLADESH	6	0	-100,00	48	0	-100,00
SRI LANKA	5.454	19.109	250,37	68.856	173.949	152,63
IRAN (ISLAMIC REPUBLIC OF)	0	1.538	--	0	29.704	--
SAUDI ARABIA	1.876	2.935	56,45	19.597	41.632	112,44
ISRAEL	0	4	--	0	625	--
KUWAIT	1.265	149	-88,22	30.611	5.566	-81,82
JORDAN	26.823	33.918	26,45	233.600	295.458	26,48
LEBANON	0	1.707	--	0	36.023	--
YEMEN	525	390	-25,71	3.150	1.653	-47,52
OMAN	27.441	20.490	-25,33	177.899	294.439	65,51
TURKEY	0	1	--	0	13	--
UNITED ARAB EMIRATES	5.722	6.756	18,07	295.247	110.232	-62,66
QATAR	0	411	--	0	8.118	--
BAHRAIN	474	23.892	4.940,51	2.673	177.879	6.554,66
EGYPT	3.506	59	-98,32	26.962	3.560	-86,80
MOROCCO	128.139	137.999	7,69	1.002.914	1.380.096	37,61
TUNISIA	222	444	100,00	5.912	11.694	97,80
ALGERIA	0	2	--	0	768	--
SUDAN	0	6.176	--	0	85.832	--
ETHIOPIA	1	0	-100,00	16	0	-100,00
MADAGASCAR	368	0	-100,00	3.072	0	-100,00
KENYA	47	1	-97,87	883	67	-92,41
REUNION	416	0	-100,00	497	0	-100,00
MOZAMBIQUE	3.836	15.023	291,63	30.926	132.658	328,95
TOGO	0	30	--	0	56	--
GUINEA	8	0	-100,00	50	0	-100,00
ANGOLA	0	33.083	--	0	260.660	--
CONGO	182	28	-84,62	43	92	113,95
CAMEROON	105.055	65.534	-37,62	847.344	694.868	-17,99
NIGERIA	19.112	10.434	-45,41	129.296	141.039	9,08
GABON	0	2.740	--	0	29.902	--
COTE D'IVOIRE	128.337	166.337	29,61	1.100.237	1.642.251	49,26
SENEGAL	109.355	129.664	18,57	661.152	972.356	47,07
BENIN	7.250	0	-100,00	63.608	0	-100,00
BURKINA FASO	61.427	29.289	-52,32	639.668	332.004	-48,10
SOUTH AFRICA	59.810	33.838	-43,42	554.546	388.193	-30,00
ZAMBIA	0	653	--	0	11.725	--
MALAWI	0	200	--	0	3.278	--
MAURITIUS	5	0	-100,00	22	0	-100,00
AUSTRALIA	273.760	165.293	-39,62	3.626.712	2.875.204	-20,72
NEW ZEALAND	28.135	15.118	-46,27	376.171	332.079	-11,72
VANUATU	230	0	-100,00	956	0	-100,00
FIJI	9.075	3.190	-64,85	59.282	28.694	-51,60
SOLOMON ISLANDS	580	0	-100,00	3.913	0	-100,00
EAST TIMOR	98	3.060	3.022,45	6.859	4.851	-29,28
UNITED STATES	328.801	330.161	0,41	5.713.049	7.732.779	35,35
CANADA	5.224	5.634	7,85	220.973	206.533	-6,53
MEXICO	12.864	14.877	15,65	263.052	267.940	1,86
HONDURAS	0	5	--	0	2.594	--
PANAMA	34	1	-97,06	400	1	-99,75
CUBA	59	870	1.374,58	1.530	52.258	3.315,56
SURINAME	0	550	--	0	4.400	--
CHILE	46.677	32.078	-31,28	824.999	468.650	-43,19
VENEZUELA	20	48	140,00	428	667	55,84
ARGENTINA	1.872	15.400	722,65	48.839	399.650	718,30
BRAZIL	3.795	21.275	460,61	533.524	2.269.682	325,41
COLOMBIA	3.181	8.504	167,34	39.986	229.286	473,42
BOLIVIA	0	100	--	0	412	--
URUGUAY	1.560	1.562	0,13	58.081	62.265	7,20
HAITI	1.035	0	-100,00	13.166	0	-100,00
NETHERLANDS ANTILLES	26	0	-100,00	57	0	-100,00
UNITED KINGDOM	160.675	51.906	-67,70	2.608.184	1.556.580	-40,32
NETHERLANDS	2.094	2.205	5,30	77.261	109.633	41,90
FRANCE	77.589	961.648	1.139,41	2.406.392	32.363.276	1.244,89
GERMANY, FED. REP. OF	192.515	116.717	-39,37	4.813.314	3.988.121	-17,14
AUSTRIA	809	360	-55,50	51.505	26.094	-49,34
BELGIUM	1.302	158	-87,86	26.047	6.660	-74,43
SWITZERLAND	319	19.378	5.974,61	26.926	719.552	2.572,33
DENMARK	57	83	45,61	5.570	4.417	-20,70
NORWAY	0	303	--	0	3.067	--
SWEDEN	783	2.948	276,50	37.516	121.704	224,41
FINLAND	146	9	-93,84	5.045	10.000	98,22
IRELAND	370	8.540	2.208,11	215.889	1.302.333	503,24
ITALY	1.223	2.455	100,74	14.275	78.660	451,03
SPAIN	5.350	7.660	43,18	93.130	182.332	95,78
PORTUGAL	75.402	111.945	48,46	1.964.438	3.529.132	79,65
GREECE	0	454	--	0	4.246	--
DEMOCRATIC REPUBLIC OF THE CONGO	317	0	-100,00	2.800	0	-100,00
HUNGARY	14.605	7.229	-50,50	144.068	503.047	249,17
POLAND	37	60	62,16	660	1.239	87,73

TABEL 5. PERKEMBANGAN EKSPOR INDONESIA MENURUT KOMODITI DAN NEGARA TUJUAN

JENIS BARANG	BERAT BERSIH (KG)		PERUB %	NILAI FOB (US \$)		PERUB %
	JAN-NOV 2007	JAN-NOV 2008		JAN-NOV 2007	JAN-NOV 2008	
(1)	(2)	(3)	(4)	(5)	(6)	(7)
ROMANIA	611	514	-15,88	12.012	12.440	3,56
MOLDOVA, REPUBLIC OF	48.049	1.687	-96,49	414.629	36.180	-91,27
ESTONIA	0	1	--	0	6	--
GEORGIA	29.725	22.669	-23,74	348.184	226.939	-34,82
BOSNIA AND HERZEGOVINA	0	1.370	--	0	15.027	--
SLOVAKIA	136	672	394,12	14.883	98.112	559,22
CZECH REPUBLIC	10.928	15.476	41,62	160.767	443.868	176,09
RUSSIA FEDERATION	61	874	1.332,79	1.083	9.798	804,71
-COKLAT OLAHAN	115.559.845	126.227.751	9,23	278.226.791	386.261.074	38,83
JAPAN	1.039.867	742.645	-28,58	3.251.345	3.003.712	-7,62
HONG KONG	197.846	115.910	-41,41	456.870	362.414	-20,67
KOREA, REPUBLIC OF	906.941	693.451	-23,54	2.004.450	1.642.414	-18,06
TAIWAN	187.844	164.996	-12,16	417.199	354.364	-15,06
CHINA	3.206.261	5.608.276	74,92	2.647.695	4.639.383	75,22
MONGOLIA	13.999	13.999	0,00	10.800	18.650	72,69
PAPUA NEW GUINEA	4.465	4.920	10,19	6.419	8.800	37,09
THAILAND	2.562.411	2.252.245	-12,10	4.321.577	4.675.161	8,18
SINGAPORE	2.011.410	1.401.458	-30,32	3.680.218	2.681.170	-27,15
PHILIPPINES	8.358.408	8.196.985	-1,93	6.868.605	8.963.986	30,51
MALAYSIA	9.639.668	9.623.437	-0,17	8.874.089	10.493.284	18,25
MYANMAR (FORM. BURMA)	7.000	5.000	-28,57	7.531	6.390	-15,15
CAMBODIA	48	0	-100,00	295	0	-100,00
BRUNEI DARUSSALAM	150.188	137.924	-8,17	368.422	420.693	14,19
VIET NAM	206.154	312.709	51,69	250.976	448.556	78,72
MALDIVES	23.493	107.440	357,33	50.527	243.614	382,15
INDIA	1.183.895	1.373.134	15,98	1.546.619	2.261.637	46,23
PAKISTAN	780.479	522.041	-33,11	661.480	530.691	-19,77
BANGLADESH	60.876	65.116	6,96	127.599	173.459	35,94
SRI LANKA	252.481	164.476	-34,86	252.503	133.919	-46,96
IRAN (ISLAMIC REPUBLIC OF)	49.750	394.999	693,97	54.316	344.625	534,48
SAUDI ARABIA	132.150	195.939	48,27	199.362	311.191	56,09
ISRAEL	0	10.536	--	0	30.239	--
KUWAIT	160.836	229.043	42,41	317.426	571.577	80,07
JORDAN	186	3.929	2.012,37	577	13.075	2.166,03
LEBANON	0	3.168	--	0	10.450	--
YEMEN	96.877	136.164	40,55	146.038	246.617	68,87
OMAN	13.004	64.629	396,99	20.931	144.706	591,35
SYRIA ARAB REPUBLIC	44.000	28.000	-36,36	45.143	42.140	-6,65
TURKEY	793.449	526.499	-33,64	603.806	514.431	-14,80
UNITED ARAB EMIRATES	2.431.117	3.091.380	27,16	8.706.774	15.072.326	73,11
QATAR	4.639	13.797	197,41	9.355	28.284	202,34
BAHRAIN	173.014	104.971	-39,33	382.708	265.383	-30,66
EGYPT	449.800	436.799	-2,89	1.834.683	1.291.219	-29,62
LIBYAN ARAB JAMAHIRIYA	13.499	0	-100,00	16.256	0	-100,00
MOROCCO	8	0	-100,00	5	0	-100,00
ALGERIA	12.789	14.505	13,42	17.017	29.908	75,75
SUDAN	194	224	15,46	896	1.024	14,29
NAMIBIA	0	14.190	--	0	33.573	--
MADAGASCAR	192.603	49.338	-74,38	134.220	28.580	-78,71
KENYA	231.967	205.064	-11,60	410.354	585.394	42,66
TOGO	0	3.618	--	0	2.498	--
GHANA	98.193	106.830	8,80	127.691	203.580	59,43
GUINEA	7.038	52.445	645,17	14.345	122.462	753,69
ANGOLA	2.095	79.539	3.696,61	2.280	120.025	5.164,25
CAMEROON	58.270	39.262	-32,62	91.756	80.153	-12,65
NIGERIA	0	4.693	--	0	2.894	--
SIERRA LEONE	18.953	2.459	-87,03	22.020	7.700	-65,03
MAURITANIA	15.210	45.720	200,59	22.604	81.228	259,35
MALI	4.652	20.690	344,75	11.400	54.598	378,93
BENIN	1.044	18.192	1.642,53	750	39.981	5.230,80
GAMBIA	462	0	-100,00	925	0	-100,00
SEYCHELLES	3.853	0	-100,00	15.409	0	-100,00
SOUTH AFRICA	2.327.124	1.626.397	-30,11	5.216.766	2.446.978	-53,09
MAURITIUS	361.245	407.751	12,87	756.896	851.470	12,49
AUSTRALIA	9.200.024	8.812.646	-4,21	32.016.981	43.592.044	36,15
NEW ZEALAND	1.106.968	1.351.561	22,10	2.264.564	4.504.723	98,92
VANUATU	9.016	2.314	-74,33	23.801	4.098	-82,78
AMERICAN SAMOA	5.660	25.126	343,92	11.259	39.568	251,43
COOK ISLANDS	0	4.225	--	0	18.381	--
FIJI	34.898	74.110	112,36	82.083	162.512	97,98
KIRIBATI	0	43	--	0	94	--
SAMOA	0	7.265	--	0	14.824	--
SOLOMON ISLANDS	11.107	16.115	45,09	24.645	35.510	44,09
TONGA	15.293	52.593	243,90	36.021	102.625	184,90
EAST TIMOR	0	37.007	--	0	83.226	--
UNITED STATES	22.294.277	23.819.631	6,84	75.628.085	130.717.600	72,84
CANADA	1.180.001	200.000	-83,05	5.303.006	1.370.000	-74,17
MEXICO	1.077.000	1.032.000	-4,18	748.010	1.210.584	61,84
CHILE	292.499	395.000	35,04	194.747	308.900	58,62
VENEZUELA	25.600	0	-100,00	14.080	0	-100,00

TABEL 5. PERKEMBANGAN EKSPOR INDONESIA MENURUT KOMODITI DAN NEGARA TUJUAN

JENIS BARANG	BERAT BERSIH (KG)		PERUB	NILAI FOB (US \$)		PERUB
	JAN-NOV 2007	JAN-NOV 2008	%	JAN-NOV 2007	JAN-NOV 2008	%
	(1)	(2)	(3)	(4)	(5)	(6)
ARGENTINA	805.838	427.323	-46,97	497.405	372.638	-25,08
BRAZIL	3.397.726	2.595.167	-23,62	1.794.567	1.443.479	-19,56
COLOMBIA	220.000	1.140.200	418,27	128.220	561.060	337,58
URUGUAY	678.999	252.000	-62,89	335.630	150.120	-55,27
ECUADOR	42.000	200.000	376,19	24.990	114.600	358,58
PERU	122.000	0	-100,00	63.100	0	-100,00
JAMAICA	8.998	0	-100,00	22.965	0	-100,00
COSTA RICA	120.000	20.000	-83,33	152.522	9.000	-94,10
UNITED KINGDOM	697.954	1.189.777	70,47	2.145.250	1.126.547	-47,49
NETHERLANDS	7.515.142	8.532.243	13,53	34.521.330	49.312.277	42,85
FRANCE	8.190.313	8.470.810	3,42	36.781.275	50.166.974	36,39
GERMANY, FED. REP. OF	2.995.226	2.211.696	-26,16	7.182.358	6.742.447	-6,12
BELGIUM	5.561.200	1.702.800	-69,38	15.477.234	4.410.513	-71,50
SWITZERLAND	5.036	28.048	456,95	154.171	310.680	101,52
DENMARK	800	0	-100,00	1.945	0	-100,00
SWEDEN	0	9.118	--	0	16.626	--
ITALY	315	20.720	6.477,78	6	146.364	2.439.300,00
SPAIN	9.515.540	18.030.248	89,48	4.074.262	10.898.777	167,50
PORTUGAL	2.668	3.946	47,90	4.000	7.925	98,13
GREECE	63.000	52.265	-17,04	27.090	38.265	41,25
DEMOCRATIC REPUBLIC OF THE CONGC	14.000	1.819	-87,01	11.130	4.738	-57,43
HUNGARY	67.807	107.698	58,83	60.004	92.332	53,88
POLAND	17.000	0	-100,00	11.220	0	-100,00
BULGARIA	255.950	133.998	-47,65	122.578	105.580	-13,87
ALBANIA	0	15.000	--	0	22.500	--
ARMENIA	9.859	0	-100,00	14.761	0	-100,00
UKRAINE	196.998	150.500	-23,60	130.650	722.602	453,08
UZBEKISTAN	0	25.000	--	0	21.250	--
LITHUANIA	97.547	1.025.975	951,78	76.160	1.036.323	1.260,72
LATVIA	14.000	0	-100,00	10.780	0	-100,00
ESTONIA	560.000	2.736.000	388,57	2.731.000	4.525.167	65,70
GEORGIA	0	1.876	--	0	3.000	--
CROATIA	69.000	80.999	17,39	45.616	72.566	59,08
BOSNIA AND HERZEGOVINA	13.500	0	-100,00	10.193	0	-100,00
MALTA	13.250	0	-100,00	12.750	0	-100,00
SLOVENIA	6.000	13.500	125,00	4.800	9.720	102,50
RUSSIA FEDERATION	538.081	1.782.457	231,26	261.619	7.011.709	2.580,12
-GULA TETES	340.528.662	859.877.209	152,51	20.571.081	64.829.609	215,15
JAPAN	14.188.530	18.080.623	27,43	866.804	1.251.323	44,36
HONG KONG	131.213	172.800	31,69	72.930	90.828	24,54
KOREA, REPUBLIC OF	99.838.377	133.971.328	34,19	5.934.243	9.722.918	63,84
TAIWAN	68.183.835	168.293.856	146,82	5.078.335	11.580.694	128,04
PAPUA NEW GUINEA	3.084	9.989	223,90	7.070	18.486	161,47
SINGAPORE	30.433	14.212	-53,30	28.692	52.516	83,03
PHILIPPINES	50.545.345	0	-100,00	2.575.294	0	-100,00
MALAYSIA	225.442	106.046	-52,96	86.120	51.517	-40,18
BRUNEI DARUSSALAM	241	0	-100,00	1.340	0	-100,00
VIET NAM	96.221.152	329.470.977	242,41	5.147.432	24.201.839	370,17
UNITED ARAB EMIRATES	0	10	--	0	13	--
KENYA	0	1.538	--	0	2.135	--
UGANDA	0	496	--	0	1.350	--
SOUTH AFRICA	0	7.000.000	--	0	476.000	--
AUSTRALIA	1.787	0	-100,00	2.490	0	-100,00
NEW ZEALAND	8.502.052	0	-100,00	365.588	0	-100,00
VANUATU	3.140	8.079	157,29	4.329	9.483	119,06
EAST TIMOR	0	1.257	--	0	2.028	--
UNITED STATES	31	30.030.767	96.873.341,94	184	2.502.724	1.360.076,09
GERMANY, FED. REP. OF	4.000	15.000.000	374.900,00	214.200	1.470.000	586,27
SPAIN	2.650.000	157.715.231	5.851,52	186.030	13.395.755	7.100,86
-KERUPUK UDANG	6.406.551	7.386.395	15,29	10.200.204	12.092.027	18,55
JAPAN	156.251	155.626	-0,40	268.130	269.130	0,37
HONG KONG	137.347	167.422	21,90	663.323	336.418	-49,28
KOREA, REPUBLIC OF	596.205	803.430	34,76	776.083	1.195.453	54,04
TAIWAN	123.678	72.836	-41,11	43.299	23.085	-46,68
CHINA	0	2.400	--	0	2.880	--
SINGAPORE	124.498	200.955	61,41	182.558	344.396	88,65
MALAYSIA	275.946	415.812	50,69	175.976	289.599	64,57
BRUNEI DARUSSALAM	79	260	229,11	313	215	-31,31
SAUDI ARABIA	183.175	210.921	15,15	211.481	223.363	5,62
UNITED ARAB EMIRATES	46.394	69.387	49,56	49.417	88.863	79,82
NAMIBIA	0	22.679	--	0	6.853	--
AUSTRALIA	249.051	170.075	-31,71	450.235	290.307	-35,52
NEW ZEALAND	40.255	14.636	-63,64	59.837	21.106	-64,73
EAST TIMOR	0	842	--	0	642	--
UNITED STATES	154.727	211.616	36,77	406.480	517.072	27,21
CANADA	14.395	14.046	-2,42	28.598	27.920	-2,37
UNITED KINGDOM	640.578	900.167	40,52	931.521	1.300.025	39,56
NETHERLANDS	3.242.249	3.310.074	2,09	5.266.199	5.953.282	13,05
FRANCE	230.211	512.225	122,50	474.321	1.032.273	117,63

TABEL 5. PERKEMBANGAN EKSPOR INDONESIA MENURUT KOMODITI DAN NEGARA TUJUAN

JENIS BARANG	BERAT BERSIH (KG)		PERUB	NILAI FOB (US \$)		PERUB
	JAN-NOV 2007	JAN-NOV 2008	%	JAN-NOV 2007	JAN-NOV 2008	%
(1)	(2)	(3)	(4)	(5)	(6)	(7)
BELGIUM	119.858	94.488	-21,17	116.772	112.451	-3,70
SPAIN	23.040	25.200	9,38	40.924	44.283	8,21
ROMANIA	29.764	11.298	-62,04	30.609	12.411	-59,45
ESTONIA	18.850	0	-100,00	24.128	0	-100,00
-BUAH/SAYURAN OLAHAN	387.407.203	476.113.501	22,90	251.865.261	378.179.304	50,15
JAPAN	14.733.732	15.928.743	8,11	13.188.408	16.109.241	22,15
HONG KONG	2.097.961	973.063	-53,62	2.529.503	1.356.105	-46,39
KOREA, REPUBLIC OF	4.782.711	5.494.145	14,88	2.861.539	4.972.682	73,78
TAIWAN	15.053.055	19.803.828	31,56	4.643.727	4.479.836	-3,53
CHINA	9.665.617	9.222.120	-4,59	2.283.103	2.766.707	21,18
PAPUA NEW GUINEA	53	715	1.249,06	187	2.377	1.171,12
THAILAND	86.022	172.653	100,71	159.210	345.695	117,13
SINGAPORE	71.791.855	54.823.111	-23,64	52.148.489	51.708.353	-0,84
PHILIPPINES	11.775.246	2.221.421	-81,13	3.661.202	1.216.804	-66,76
MALAYSIA	63.261.453	57.557.983	-9,02	10.699.786	10.913.853	2,00
CAMBODIA	16.353	495	-96,97	1.876	980	-47,76
BRUNEI DARUSSALAM	202.318	278.481	37,65	308.331	431.695	40,01
NEPAL	111.128	954	-99,14	187.970	579	-99,69
VIET NAM	24.574.205	11.002.741	-55,23	20.707.114	10.639.907	-48,62
MALDIVES	32.114	47.197	46,97	44.353	52.977	19,43
INDIA	38.188.999	47.577.985	24,59	27.851.679	43.585.873	56,49
PAKISTAN	7.048.053	5.011.985	-28,89	2.623.953	1.840.633	-29,85
BANGLADESH	0	119.876	--	0	74.731	--
SRI LANKA	74.948	36.199	-51,70	54.288	45.348	-16,47
IRAN (ISLAMIC REPUBLIC OF)	207.846	404.783	94,75	78.300	486.950	521,90
SAUDI ARABIA	1.028.715	2.200.292	113,89	994.777	2.541.463	155,48
ISRAEL	0	1.925.684	--	0	2.436.002	--
KUWAIT	210.449	81.308	-61,36	179.611	132.630	-26,16
JORDAN	529.962	400.849	-24,36	757.435	894.279	18,07
LEBANON	337.413	261.649	-22,45	1.146.558	951.887	-16,98
YEMEN	18.652	76.682	311,12	39.050	116.599	198,59
OMAN	3.409	40.078	1.075,65	3.350	62.152	1.755,28
SYRIA ARAB REPUBLIC	336.668	341.413	1,41	789.150	1.256.850	59,27
TURKEY	1.081.905	761.569	-29,61	790.178	1.040.869	31,73
UNITED ARAB EMIRATES	2.163.257	2.995.252	38,46	1.886.749	3.954.368	109,59
QATAR	25.158	187.383	644,82	14.592	306.749	2.002,17
BAHRAIN	147.044	252.210	71,52	112.650	334.978	197,36
CYPRUS	25.500	36.000	41,18	11.875	30.000	152,63
EGYPT	1.636.821	872.455	-46,70	1.065.073	903.611	-15,16
LIBYAN ARAB JAMAHIRIYA	0	173.519	--	0	179.337	--
MOROCCO	112.500	162.500	44,44	76.063	240.000	215,53
TUNISIA	51.000	78.500	53,92	10.000	15.000	50,00
ALGERIA	164.530	75.000	-54,42	122.673	98.750	-19,50
SUDAN	0	44.251	--	0	72.809	--
KENYA	25.500	0	-100,00	5.000	0	-100,00
ANGOLA	52.000	140.498	170,19	19.000	223.325	1.075,39
NIGERIA	30.124	53.759	78,46	15.519	71.956	363,66
SIERRA LEONE	17.730	0	-100,00	7.920	0	-100,00
SEYCHELLES	4.416	0	-100,00	1.534	0	-100,00
UGANDA	120	1.215	912,50	616	3.793	515,75
SOUTH AFRICA	1.064.910	2.883.461	170,77	774.128	2.811.370	263,17
MAURITIUS	137.647	102.740	-25,36	110.015	132.512	20,45
AUSTRALIA	1.522.108	2.670.667	75,46	1.495.943	3.450.601	130,66
NEW ZEALAND	3.114.441	215.754	-93,07	725.808	462.668	-36,25
MICRONESIA, FEDERATED STATES OF	0	80	--	0	131	--
GUAM	0	52	--	0	300	--
NEW CALEDONIA	21.488	15.000	-30,19	18.520	18.000	-2,81
VANUATU	2.423	5.348	120,72	9.236	8.807	-4,64
AMERICAN SAMOA	0	2.318	--	0	9.896	--
FIJI	1.876	5.723	205,06	3.426	15.547	353,79
KIRIBATI	0	817	--	0	1.760	--
SAMOA	669	3.675	449,33	663	5.701	759,88
SOLOMON ISLANDS	5.344	44.722	736,86	15.140	63.300	318,10
TONGA	0	641	--	0	1.248	--
EAST TIMOR	0	96.070	--	0	58.414	--
UNITED STATES	38.997.216	72.168.842	85,06	46.744.050	75.668.037	61,88
CANADA	321.267	574.192	78,73	728.625	1.808.885	148,26
MEXICO	449.573	1.093.594	143,25	495.657	726.542	46,58
PANAMA	16.195	79.823	392,89	17.078	78.484	359,56
SURINAME	1.563	260	-83,37	6.039	788	-86,95
CHILE	1.696.292	3.321.489	95,81	949.136	2.619.117	175,95
ARGENTINA	4.870.811	14.364.470	194,91	3.132.853	11.349.158	262,26
BRAZIL	959.000	796.399	-16,96	847.462	890.616	5,09
BOLIVIA	0	75.000	--	0	115.250	--
URUGUAY	746.968	526.254	-29,55	494.174	597.063	20,82
PARAGUAY	262.500	137.500	-47,62	159.438	175.000	9,76
PERU	311.972	932.203	198,81	160.906	745.058	363,04
BAHAMAS	0	16.320	--	0	16.367	--
JAMAICA	0	107.770	--	0	113.720	--
PUERTO RICO	0	195.518	--	0	186.867	--

TABEL 5. PERKEMBANGAN EKSPOR INDONESIA MENURUT KOMODITI DAN NEGARA TUJUAN

JENIS BARANG	BERAT BERSIH (KG)		PERUB %	NILAI FOB (US \$)		PERUB %
	JAN-NOV 2007	JAN-NOV 2008		JAN-NOV 2007	JAN-NOV 2008	
(1)	(2)	(3)	(4)	(5)	(6)	(7)
DOMINICAN REPUBLIC	12.500	0	-100,00	7.625	0	-100,00
EL SALVADOR	16.783	16.783	0,00	73.268	103.763	41,62
COSTA RICA	99.974	144.540	44,58	85.169	178.076	109,09
DOMINICA	12.475	0	-100,00	7.610	0	-100,00
FRENCH POLYNESIA	50.000	0	-100,00	41.800	0	-100,00
MARTINIQUE	0	18.698	--	0	24.152	--
NETHERLANDS ANTILLES	9	0	-100,00	60	0	-100,00
UNITED KINGDOM	1.721.091	4.378.697	154,41	1.682.418	3.733.709	121,93
NETHERLANDS	12.059.663	20.241.557	67,85	6.191.498	13.103.233	111,63
FRANCE	2.154.730	5.392.487	150,26	1.765.494	4.894.915	177,25
GERMANY, FED. REP. OF	15.250.154	34.344.514	125,21	10.258.005	21.530.806	109,89
AUSTRIA	1.582.855	4.789.240	202,57	942.060	3.903.975	314,41
BELGIUM	1.315.274	5.563.959	323,03	1.091.893	5.489.236	402,73
SWITZERLAND	1.203	49.249	3.993,85	1.276	39.098	2.964,11
DENMARK	346.159	1.148.133	231,68	218.887	1.098.485	401,85
NORWAY	220.034	932.252	323,69	221.984	1.243.550	460,20
SWEDEN	553.444	1.540.058	178,27	411.823	1.233.761	199,59
FINLAND	1.442.497	5.511.895	282,11	732.315	4.458.369	508,80
IRELAND	73.000	30.479	-58,25	30.055	26.050	-13,33
ITALY	2.255.327	7.568.050	235,56	1.544.763	6.763.252	337,82
SPAIN	9.371.007	28.453.938	203,64	8.864.851	28.880.382	225,79
PORTUGAL	329.470	458.360	39,12	264.437	647.279	144,78
GREECE	1.884.700	2.574.168	36,58	985.400	1.999.080	102,87
HUNGARY	138.425	137.500	-0,67	102.342	190.945	86,58
POLAND	2.204.992	1.671.577	-24,19	1.657.187	2.302.938	38,97
ROMANIA	88.450	1.174.541	1.227,92	114.182	857.799	651,26
BULGARIA	511.021	103.000	-79,84	471.473	87.497	-81,44
YUGOSLAVIA	198.240	315.318	59,06	105.880	182.380	72,25
ARMENIA	12.500	0	-100,00	10.125	0	-100,00
AZERBAIJAN	12.742	0	-100,00	22.370	0	-100,00
BELARUS	37.113	228.084	514,57	18.600	160.460	762,69
KAZAKHSTAN	154.400	25.000	-83,81	123.225	28.000	-77,28
UKRAINE	1.069.201	1.861.695	74,12	683.558	1.329.477	94,49
UZBEKISTAN	12.500	0	-100,00	7.625	0	-100,00
LITHUANIA	97.376	100.655	3,37	63.188	123.120	94,85
LATVIA	402.400	0	-100,00	286.318	0	-100,00
ESTONIA	43.360	183.800	323,89	29.740	65.561	120,45
GEORGIA	65.164	164.000	151,67	32.561	125.000	283,89
CROATIA	117.637	71.781	-38,98	94.401	76.207	-19,27
BOSNIA AND HERZEGOVINA	33.000	44.500	34,85	17.200	60.830	253,66
SLOVAKIA	25.000	0	-100,00	20.000	0	-100,00
SLOVENIA	391.780	665.518	69,87	278.694	517.271	85,61
CZECH REPUBLIC	92.617	73.969	-20,13	79.404	113.903	43,45
RUSSIA FEDERATION	4.736.131	3.858.260	-18,54	3.253.809	3.576.809	9,93
-MINUMAN OLAHAN	72.321.451	103.949.199	43,73	40.655.353	66.934.366	64,64
JAPAN	27.046.306	20.622.947	-23,75	12.099.958	11.134.208	-7,98
HONG KONG	1.774.326	3.429.564	93,29	2.300.200	4.261.349	85,26
KOREA, REPUBLIC OF	1.491.448	56.052	-96,24	787.300	101.682	-87,08
TAIWAN	1.190.936	1.411.797	18,55	952.119	1.229.033	29,08
CHINA	34.731	247.310	612,07	16.118	207.943	1.190,13
MONGOLIA	16.981	28.165	65,86	9.774	21.256	117,47
PAPUA NEW GUINEA	406.607	420.919	3,52	3.182.824	3.426.166	7,65
THAILAND	1.291.311	1.990.133	54,12	814.879	1.422.349	74,55
SINGAPORE	19.187.670	26.965.183	40,53	6.988.411	13.077.075	87,13
PHILIPPINES	1.551.753	2.093.228	34,89	943.580	1.283.508	36,03
MALAYSIA	2.511.917	4.689.026	86,67	2.379.687	6.802.895	185,87
CAMBODIA	1.320	238.191	17.944,77	60.000	306.366	410,61
BRUNEI DARUSSALAM	1.292.230	1.631.193	26,23	694.370	1.336.629	92,50
VIET NAM	952.252	2.193.038	130,30	1.919.715	3.765.637	96,16
MALDIVES	340.935	242.831	-28,77	238.812	226.620	-5,11
INDIA	19.346	12.430	-35,75	15.063	25.327	68,14
PAKISTAN	2.460	20.402	729,35	51.250	7.682	-85,01
BANGLADESH	3.240	6.570	102,78	2.494	3.589	43,91
SRI LANKA	18.800	56.400	200,00	16.583	49.430	198,08
AFGHANISTAN	23.240	0	-100,00	57.120	0	-100,00
IRAN (ISLAMIC REPUBLIC OF)	0	176	--	0	392	--
SAUDI ARABIA	257.371	568.270	120,80	126.323	181.941	44,03
JORDAN	10.017	58.362	482,63	33.890	199.870	489,76
LEBANON	24.588	29.322	19,25	78.790	78.176	-0,78
YEMEN	210	14.780	6.938,10	276	3.695	1.238,77
OMAN	840.678	91.378	-89,13	550.280	59.813	-89,13
TURKEY	19.200	0	-100,00	58.540	0	-100,00
UNITED ARAB EMIRATES	1.227.409	9.415.463	667,10	1.622.995	6.629.079	308,45
QATAR	57.239	45.720	-20,12	30.325	141.896	367,92
BAHRAIN	36.552	0	-100,00	23.926	0	-100,00
EGYPT	0	166.961	--	0	81.688	--
LIBYAN ARAB JAMAHIRIYA	7.380	16.735	126,76	126.871	90.448	-28,71
KENYA	2.400	5.358	123,25	8.000	125.000	1.462,50
MOZAMBIQUE	0	122	--	0	50	--
TOGO	35.876	48.664	35,64	25.662	38.440	49,79

TABEL 5. PERKEMBANGAN EKSPOR INDONESIA MENURUT KOMODITI DAN NEGARA TUJUAN

JENIS BARANG	BERAT BERSIH (KG)		PERUB	NILAI FOB (US \$)		PERUB
	JAN-NOV 2007	JAN-NOV 2008	%	JAN-NOV 2007	JAN-NOV 2008	%
(1)	(2)	(3)	(4)	(5)	(6)	(7)
GHANA	17.664	35.328	100,00	13.455	28.750	113,68
NIGERIA	25.600	17.681	-30,93	19.680	6.672	-66,10
SIERRA LEONE	35.328	35.645	0,90	26.910	29.010	7,80
COTE D'IVOIRE	0	5.570	--	0	3.220	--
SENEGAL	14.410	0	-100,00	7.281	0	-100,00
MALI	0	4.430	--	0	6.225	--
BENIN	69.651	68.477	-1,69	48.558	50.550	4,10
GAMBIA	2.311	1.847	-20,08	4.694	3.599	-23,33
SEYCHELLES	0	14.485	--	0	8.703	--
UGANDA	419	68	-83,77	255	215	-15,69
CENTRAL AFRICAN REPUBLIC	2.653	0	-100,00	6.878	0	-100,00
SOUTH AFRICA	17.932	71.730	300,01	9.563	55.354	478,84
COMOROS	4.544	0	-100,00	800	0	-100,00
MAURITIUS	0	223	--	0	1.872	--
AUSTRALIA	8.712.175	7.995.492	-8,23	2.886.136	5.074.119	75,81
NEW ZEALAND	6.119	6.979	14,05	18.354	24.190	31,80
MICRONESIA, FEDERATED STATES OF	9.854	35.591	261,18	11.755	6.836	-41,85
GUAM	9.692	9.568	-1,28	9.540	10.800	13,21
NORTHERN MARIANA ISLANDS	163	0	-100,00	360	0	-100,00
VANUATU	291.960	209.783	-28,15	69.817	45.728	-34,50
AMERICAN SAMOA	82.164	133.821	62,87	20.078	67.058	233,99
FIJI	27.146	1.676	-93,83	8.951	2.390	-73,30
MARSHALL ISLANDS	0	36.000	--	0	5.370	--
SAMOA	7.747	3.491	-54,94	13.604	5.424	-60,13
SOLOMON ISLANDS	657.097	445.480	-32,20	267.559	153.915	-42,47
TONGA	76.017	88.436	16,34	59.878	61.855	3,30
EAST TIMOR	6.603	15.270.135	231.160,56	1.860	3.270.235	175.719,09
UNITED STATES	235.451	153.297	-34,89	186.617	75.225	-59,69
CANADA	19.738	3.065	-84,47	37.145	9.695	-73,90
SURINAME	20.592	0	-100,00	10.382	0	-100,00
DOMINICAN REPUBLIC	9.550	0	-100,00	10.200	0	-100,00
CAPE VERDE	15.293	0	-100,00	8.424	0	-100,00
DOMINICA	2.171	0	-100,00	2.194	0	-100,00
UNITED KINGDOM	19.203	10.994	-42,75	18.281	16.468	-9,92
NETHERLANDS	173.507	471.257	171,61	252.707	964.231	281,56
FRANCE	300	0	-100,00	15	0	-100,00
GERMANY, FED. REP. OF	527	1.284	143,64	649	35.691	5.399,38
AUSTRIA	8.634	2.204	-74,47	4.953	1.261	-74,54
NORWAY	0	11.520	--	0	11.952	--
SWEDEN	298	1.627.280	545.967,11	400	539.072	134.668,00
IRELAND	232	419	80,60	156	208	33,33
ITALY	26	0	-100,00	5	0	-100,00
SPAIN	47.644	0	-100,00	325.511	0	-100,00
PORTUGAL	0	359.253	--	0	39.241	--
GREECE	6.028	0	-100,00	43.113	0	-100,00
BULGARIA	8.279	0	-100,00	32.500	0	-100,00
-ROKOK DAN TEMBAKAU OLAHAN	64.875.251	75.616.144	16,56	336.361.034	398.821.834	18,57
JAPAN	372.021	158.073	-57,51	4.893.580	1.846.229	-62,27
HONG KONG	11.789	19.982	69,50	145.156	119.522	-17,66
KOREA, DEMOCRATIC PEOPLE'S REPUBLIC	90	0	-100,00	396	0	-100,00
KOREA, REPUBLIC OF	8.168	1.722	-78,92	55.029	13.848	-74,84
TAIWAN	10.376	11.421	10,07	67.342	90.440	34,30
CHINA	1.349	64.351	4.670,27	7.110	1.046.990	14.625,60
MACAU	76.953	47.000	-38,92	351.868	211.910	-39,78
THAILAND	5.994.902	6.952.168	15,97	22.216.122	30.492.810	37,26
SINGAPORE	5.753.342	10.284.648	78,76	68.967.127	88.252.200	27,96
PHILIPPINES	3.677.463	959.828	-73,90	16.631.291	6.082.454	-63,43
MALAYSIA	8.095.213	10.024.428	23,83	55.635.732	73.133.080	31,45
CAMBODIA	20.269.909	25.196.201	24,30	74.684.201	110.520.037	47,98
BRUNEI DARUSSALAM	44.813	56.023	25,02	428.618	499.076	16,44
LAO PEOPLE'S DEMOCRATIC REPUBLIC	154	169	9,74	580	1.212	108,97
VIET NAM	1.948.222	1.399.268	-28,18	12.354.903	11.311.206	-8,45
INDIA	500	8.094	1.518,80	2.175	32.056	1.373,84
PAKISTAN	510.259	717	-99,86	2.220.479	3.398	-99,85
SRI LANKA	52.227	27.243	-47,84	918.950	365.671	-60,21
IRAN (ISLAMIC REPUBLIC OF)	0	27.231	--	0	298.344	--
SAUDI ARABIA	128.536	144.540	12,45	2.080.139	1.700.404	-18,26
JORDAN	417.656	359.640	-13,89	1.608.435	1.432.947	-10,91
LEBANON	63.840	89.209	39,74	244.440	352.140	44,06
YEMEN	0	82	--	0	94	--
SYRIA ARAB REPUBLIC	0	971	--	0	11.949	--
TURKEY	2.968.562	2.082.856	-29,84	11.790.850	8.397.940	-28,78
UNITED ARAB EMIRATES	265.401	513.602	93,52	1.959.597	2.811.809	43,49
QATAR	3.439	5.783	68,16	33.622	53.178	58,16
BAHRAIN	0	1.377	--	0	23.498	--
CYPRUS	68	2.111	3.004,41	1.540	38.640	2.409,09
EGYPT	152.878	376.866	146,51	265.462	782.120	194,63
TUNISIA	52.115	19.805	-62,00	85.570	41.789	-51,16
ALGERIA	70.000	0	-100,00	101.500	0	-100,00
MADAGASCAR	9.000	9.000	0,00	9.270	8.460	-8,74

TABEL 5. PERKEMBANGAN EKSPOR INDONESIA MENURUT KOMODITI DAN NEGARA TUJUAN

JENIS BARANG	BERAT BERSIH (KG)		PERUB %	NILAI FOB (US \$)		PERUB %
	JAN-NOV 2007	JAN-NOV 2008		JAN-NOV 2007	JAN-NOV 2008	
(1)	(2)	(3)	(4)	(5)	(6)	(7)
KENYA	0	134.318	--	0	384.358	--
NIGERIA	0	11	--	0	60	--
SOUTH AFRICA	40.638	80.551	98,22	37.421	47.108	25,89
MAURITIUS	0	220	--	0	1.820	--
AUSTRALIA	1.623.582	492.346	-69,68	5.401.098	2.099.960	-61,12
NEW ZEALAND	1.217	0	-100,00	16.645	0	-100,00
EAST TIMOR	0	282.540	--	0	3.313.559	--
UNITED STATES	3.913.302	5.316.342	35,85	14.955.410	16.416.514	9,77
CANADA	61.755	2.791	-95,48	310.381	52.111	-83,21
MEXICO	0	89	--	0	487	--
HONDURAS	26.515	0	-100,00	48.150	0	-100,00
NICARAGUA	72.202	23.375	-67,63	187.066	101.995	-45,48
PANAMA	16.197	8.528	-47,35	130.750	38.525	-70,54
SURINAME	920	0	-100,00	5.008	0	-100,00
CHILE	152	0	-100,00	574	0	-100,00
ARGENTINA	67	93	38,81	2.502	90	-96,40
BRAZIL	180.380	144.807	-19,72	887.405	833.402	-6,09
COLOMBIA	5.025	960	-80,90	25.500	14.573	-42,85
BOLIVIA	8.570	5.353	-37,54	92.340	57.575	-37,65
PARAGUAY	257.174	405.191	57,56	2.812.788	3.102.916	10,31
PERU	0	746	--	0	5.850	--
BAHAMAS	0	246	--	0	2.659	--
PUERTO RICO	594.022	882.000	48,48	891.040	1.228.536	37,88
DOMINICAN REPUBLIC	195.902	0	-100,00	2.965.662	0	-100,00
ARUBA	95	143	50,53	403	605	50,12
FRENCH POLYNESIA	0	249	--	0	1.173	--
NETHERLANDS ANTILLES	0	96	--	0	403	--
NORFOLK ISLANDS	0	118.800	--	0	5.940	--
GUADELOUPE	0	719	--	0	10.410	--
UNITED KINGDOM	607	54.785	8.925,54	10.016	157.970	1.477,18
NETHERLANDS	1.252.106	729.126	-41,77	6.915.199	4.442.910	-35,75
FRANCE	39.683	336.765	748,64	55.945	279.217	399,09
GERMANY, FED. REP. OF	1.789.818	1.172.823	-34,47	8.074.806	5.577.073	-30,93
AUSTRIA	1.952	3.266	67,32	27.415	34.706	26,59
BELGIUM	1.512.209	3.061.429	102,45	6.238.242	11.519.946	84,67
SWITZERLAND	106.820	133.145	24,64	197.787	474.550	139,93
DENMARK	111.880	310.687	177,70	2.240.458	2.914.774	30,10
NORWAY	118.928	59	-99,95	350.844	2.267	-99,35
SWEDEN	19.199	54.673	184,77	120.960	434.902	259,54
IRELAND	0	2	--	0	7	--
ITALY	11.971	809.958	6.666,00	48.216	2.249.017	4.564,46
SPAIN	158.945	56.578	-64,40	2.186.712	471.347	-78,44
PORTUGAL	43.200	0	-100,00	184.086	0	-100,00
GREECE	0	87	--	0	619	--
HUNGARY	1.418	3.212	126,52	22.658	52.779	132,94
POLAND	216.594	144.242	-33,40	1.122.898	656.618	-41,52
ROMANIA	20.086	1.386	-93,10	102.888	22.680	-77,96
KAZAKHSTAN	19.800	0	-100,00	9.900	0	-100,00
UKRAINE	94.899	71.372	-24,79	104.750	81.181	-22,50
LITHUANIA	75	140.000	186.566,67	1.992	56.000	2.711,24
SLOVAKIA	44	0	-100,00	700	0	-100,00
CZECH REPUBLIC	2.327	2.771	19,08	37.561	36.334	-3,27
RUSSIA FEDERATION	1.395.730	1.784.855	27,88	1.775.774	1.660.857	-6,47
-DAGING TERNAK	4.249.291	4.167.343	-1,93	17.309.096	16.960.243	-2,02
JAPAN	5.070	39.864	686,27	57.171	188.848	230,32
HONG KONG	183.594	299.729	63,26	250.110	469.970	87,91
KOREA, REPUBLIC OF	35.654	39.592	11,05	310.208	230.543	-25,68
TAIWAN	0	37.198	--	0	30.407	--
CHINA	0	8.925	--	0	4.463	--
THAILAND	2.040	0	-100,00	441.750	0	-100,00
SINGAPORE	17.762	17.193	-3,20	60.048	30.619	-49,01
PHILIPPINES	40.000	0	-100,00	10.000	0	-100,00
MALAYSIA	25.493	127.421	399,83	29.916	43.050	43,90
TURKEY	0	16.150	--	0	54.303	--
AUSTRALIA	0	20	--	0	28	--
UNITED STATES	3.294	0	-100,00	29.071	0	-100,00
CANADA	58.692	21.648	-63,12	295.200	109.498	-62,91
UNITED KINGDOM	1.521	0	-100,00	16.166	0	-100,00
NETHERLANDS	886.105	785.212	-11,39	3.680.167	3.545.701	-3,65
FRANCE	882.210	522.391	-40,79	3.925.291	2.490.659	-36,55
BELGIUM	2.004.490	2.160.116	7,76	7.773.385	9.326.774	19,98
SWITZERLAND	89.216	52.520	-41,13	363.821	260.077	-28,52
SPAIN	14.150	31.624	123,49	66.792	134.971	102,08
CROATIA	0	7.740	--	0	40.332	--
-DAGING UNGGAS	81.678	80.043	-2,00	50.384	87.800	74,26
HONG KONG	26.000	0	-100,00	7.800	0	-100,00
VIET NAM	0	80.000	--	0	85.500	--
UNITED STATES	55.650	43	-99,92	26.184	2.300	-91,22
CANADA	28	0	-100,00	16.400	0	-100,00

TABEL 5. PERKEMBANGAN EKSPOR INDONESIA MENURUT KOMODITI DAN NEGARA TUJUAN

JENIS BARANG	BERAT BERSIH (KG)		PERUB %	NILAI FOB (US \$)		PERUB %
	JAN-NOV 2007	JAN-NOV 2008		JAN-NOV 2007	JAN-NOV 2008	
(1)	(2)	(3)	(4)	(5)	(6)	(7)
-IKAN OLAHAN	161.864.899	174.528.892	7,82	545.931.693	724.070.117	32,63
JAPAN	32.791.647	30.484.832	-7,03	109.439.593	131.735.659	20,37
HONG KONG	1.746.772	1.544.713	-11,57	10.109.316	9.767.953	-3,38
KOREA, REPUBLIC OF	4.093.755	7.595.438	85,54	5.671.852	16.727.485	194,92
TAIWAN	2.874.461	3.421.997	19,05	3.831.458	5.488.942	43,26
CHINA	1.812.669	1.382.898	-23,71	1.924.908	1.136.306	-40,97
THAILAND	5.856.625	4.758.819	-18,74	3.055.657	6.437.863	110,69
SINGAPORE	7.082.217	7.739.283	9,28	11.810.704	15.181.127	28,54
PHILIPPINES	91.801	244.255	166,07	146.202	311.659	113,17
MALAYSIA	5.788.635	5.772.324	-0,28	8.922.864	11.865.953	32,98
CAMBODIA	21.326	60.011	181,40	6.951	18.037	159,49
BRUNEI DARUSSALAM	3.142	3.990	26,99	3.350	4.800	43,28
VIET NAM	1.158.602	1.002.589	-13,47	1.712.298	3.912.388	128,49
MALDIVES	2.117	2.644	24,89	3.448	5.384	56,15
BANGLADESH	380.000	0	-100,00	129.620	0	-100,00
SRI LANKA	5.347.421	5.045.460	-5,65	4.105.043	4.615.608	12,44
IRAN (ISLAMIC REPUBLIC OF)	40.000	0	-100,00	132.400	0	-100,00
SAUDI ARABIA	3.180.324	4.300.280	35,22	10.891.089	17.975.469	65,05
ISRAEL	0	331.726	--	0	746.670	--
KUWAIT	129.736	4.213	-96,75	245.706	36.508	-85,14
JORDAN	2.755.354	1.467.821	-46,73	8.039.030	5.638.472	-29,86
LEBANON	26.155	58.469	123,55	107.283	243.593	127,06
YEMEN	581.005	878.540	51,21	1.224.144	2.352.964	92,21
OMAN	122.904	50.000	-59,32	171.180	48.000	-71,96
SYRIA ARAB REPUBLIC	57.000	57.000	0,00	105.750	113.733	7,55
TURKEY	0	13.808	--	0	57.108	--
UNITED ARAB EMIRATES	166.536	204.860	23,01	638.522	667.414	4,52
QATAR	31.483	1.240	-96,06	80.889	3.330	-95,88
CYPRUS	8.681	7.222	-16,81	27.497	19.941	-27,48
EGYPT	407.687	44.491	-89,09	769.124	148.020	-80,75
LIBYAN ARAB JAMAHIRIYA	3.422.679	2.453.567	-28,31	8.970.897	8.955.507	-0,17
MOROCCO	45.583	148.333	225,41	60.500	259.660	329,19
TUNISIA	0	148.751	--	0	531.127	--
ALGERIA	76.040	104.000	36,77	188.174	296.510	57,57
SUDAN	19.000	19.000	0,00	42.043	39.786	-5,37
NAMIBIA	128.004	270.277	111,15	356.358	301.053	-15,52
TANZANIA, UNITED REPUBLIC OF	0	213.249	--	0	191.795	--
MADAGASCAR	31.000	95.500	208,06	28.000	174.160	522,00
KENYA	19.000	0	-100,00	36.567	0	-100,00
REUNION	106.352	125.998	18,47	534.911	524.097	-2,02
MOZAMBIQUE	15.499	46.499	200,01	14.592	50.130	243,54
EQUATORIAL GUINEA	93.000	77.500	-16,67	88.100	124.500	41,32
TOGO	247.891	256.590	3,51	263.442	456.340	73,22
GHANA	2.830.641	2.780.596	-1,77	2.865.096	3.646.671	27,28
LIBERIA	61.868	170.613	175,77	56.586	337.745	496,87
ANGOLA	199.451	622.924	212,32	190.568	1.026.112	438,45
CONGO	135.440	64.500	-52,38	140.800	118.400	-15,91
CAMEROON	569.571	620.545	8,95	647.540	963.485	48,79
NIGERIA	76.850	340.498	343,07	84.000	692.434	724,33
SIERRA LEONE	15.499	263.499	1.600,10	22.050	437.600	1.884,58
GABON	220.330	237.953	8,00	228.876	374.034	63,42
COTE D'IVOIRE	153.372	321.723	109,77	169.372	600.536	254,57
SENEGAL	114.184	15.042	-86,83	101.210	31.130	-69,24
MAURITANIA	0	18.000	--	0	40.320	--
BENIN	77.500	848.625	995,00	71.274	994.160	1.294,84
GAMBIA	0	18.900	--	0	55.440	--
SAO TOME AND PRINCIPE	86.079	0	-100,00	74.988	0	-100,00
SOUTH AFRICA	361.904	606.260	67,52	705.084	1.347.855	91,16
ZIMBABWE	0	31.000	--	0	49.200	--
MALAWI	0	30.998	--	0	34.674	--
COMOROS	0	53.500	--	0	141.080	--
MAURITIUS	200.664	235.355	17,29	266.825	337.028	26,31
AUSTRALIA	1.618.975	1.619.015	0,00	6.247.938	6.970.343	11,56
NEW ZEALAND	120.660	36.126	-70,06	362.892	131.748	-63,69
MICRONESIA, FEDERATED STATES OF	0	12.653	--	0	24.775	--
GUAM	26.000	0	-100,00	20.800	0	-100,00
BRITISH INDIAN OCEAN TERRITORY	0	19.000	--	0	40.104	--
FIJI	115.495	0	-100,00	122.135	0	-100,00
SAMOA	18.156	201.552	1.010,11	16.910	252.500	1.393,20
EAST TIMOR	39.999	838.686	1.996,77	140.150	1.055.345	653,01
UNITED STATES	49.576.721	56.505.650	13,98	260.476.637	345.289.729	32,56
CANADA	2.298.961	1.486.398	-35,34	8.856.066	7.903.645	-10,75
MEXICO	524.338	497.107	-5,19	1.616.699	1.639.711	1,42
PANAMA	19.628	11.000	-43,96	98.905	33.500	-66,13
SURINAME	16.194	0	-100,00	13.514	0	-100,00
CHILE	10.713	0	-100,00	6.113	0	-100,00
BOLIVIA	17.396	0	-100,00	59.857	0	-100,00
BAHAMAS	33.930	0	-100,00	116.604	0	-100,00
PUERTO RICO	502.325	560.068	11,50	2.361.592	3.178.553	34,59
DOMINICAN REPUBLIC	45.417	76.060	67,47	222.486	184.490	-17,08

TABEL 5. PERKEMBANGAN EKSPOR INDONESIA MENURUT KOMODITI DAN NEGARA TUJUAN

JENIS BARANG	BERAT BERSIH (KG)		PERUB %	NILAI FOB (US \$)		PERUB %
	JAN-NOV 2007	JAN-NOV 2008		JAN-NOV 2007	JAN-NOV 2008	
(1)	(2)	(3)	(4)	(5)	(6)	(7)
EL SALVADOR	0	30.999	--	0	38.200	--
DOMINICA	3.262	0	-100,00	3.298	0	-100,00
MARTINIQUE	121.196	0	-100,00	342.002	0	-100,00
NETHERLANDS ANTILLES	0	28.023	--	0	112.570	--
UNITED KINGDOM	2.531.496	3.111.029	22,89	11.517.512	17.247.876	49,75
NETHERLANDS	2.363.934	4.985.099	110,88	8.632.822	23.175.627	168,46
FRANCE	1.432.072	1.416.001	-1,12	2.221.958	3.758.000	69,13
GERMANY, FED. REP. OF	7.850.744	7.046.353	-10,25	17.340.758	20.951.617	20,82
AUSTRIA	15.857	32.736	106,45	34.360	96.120	179,74
BELGIUM	3.476.401	3.457.125	-0,55	17.251.537	18.738.417	8,62
SWITZERLAND	0	271	--	0	346	--
DENMARK	316.810	260.924	-17,64	1.331.624	1.240.742	-6,82
SWEDEN	137.484	188.426	37,05	797.515	640.482	-19,69
FINLAND	17.660	20.000	13,25	45.303	256.000	465,08
IRELAND	10.468	216.018	1.963,60	128.216	1.557.985	1.115,13
ITALY	334.690	609.322	82,06	715.197	2.001.824	179,90
SPAIN	470.644	385.952	-17,99	1.857.044	1.738.474	-6,38
PORTUGAL	20.000	24.622	23,11	10.000	9.410	-5,90
GREECE	15.363	60.129	291,39	37.919	262.897	593,31
DEMOCRATIC REPUBLIC OF THE CONGO	362.192	843.421	132,87	379.200	1.271.764	235,38
POLAND	178.075	53.779	-69,80	404.669	149.622	-63,03
ROMANIA	0	14.567	--	0	86.400	--
BULGARIA	311.881	442.492	41,88	688.703	1.304.938	89,48
ALBANIA	0	15.345	--	0	62.100	--
AZERBAIJAN	46.500	0	-100,00	42.000	0	-100,00
UKRAINE	123.016	133.700	8,69	198.338	420.390	111,96
LITHUANIA	12.955	0	-100,00	81.225	0	-100,00
ESTONIA	6.920	48.000	593,64	33.100	299.640	805,26
CROATIA	20.000	145.906	629,53	62.150	462.736	644,55
SLOVAKIA	0	44.998	--	0	23.425	--
SLOVENIA	81.789	205.944	151,80	143.122	501.620	250,48
CZECH REPUBLIC	41.613	24.361	-41,46	234.610	158.232	-32,56
RUSSIA FEDERATION	711.513	1.101.317	54,79	1.144.482	2.405.265	110,16
-BERAS GILANG	333.955	648.164	94,09	205.158	485.818	136,80
JAPAN	33.844	94.607	179,54	9.625	108.708	1.029,43
HONG KONG	265	16.210	6.016,98	474	34.289	7.133,97
KOREA, REPUBLIC OF	2	0	-100,00	2	0	-100,00
TAIWAN	63.000	194.800	209,21	52.500	85.225	62,33
SINGAPORE	93.499	211.258	125,95	60.460	179.828	197,43
MALAYSIA	135.470	124.439	-8,14	76.668	73.382	-4,29
SAUDI ARABIA	7.498	6.850	-8,64	5.100	4.386	-14,00
UNITED ARAB EMIRATES	2	0	-100,00	10	0	-100,00
SUDAN	327	0	-100,00	168	0	-100,00
FRANCE	9	0	-100,00	5	0	-100,00
AUSTRIA	39	0	-100,00	146	0	-100,00
-KOPI OLAHAN	100.012	148.578	48,56	227.658	518.456	127,73
JAPAN	634	1	-99,84	3.011	2	-99,93
HONG KONG	2.375	0	-100,00	2.500	0	-100,00
KOREA, REPUBLIC OF	3.525	40	-98,87	12.419	8	-99,94
TAIWAN	0	18.000	--	0	55.375	--
CHINA	10.430	2.518	-75,86	31.757	7.346	-76,87
THAILAND	49	0	-100,00	892	0	-100,00
SINGAPORE	69.161	18.009	-73,96	113.760	65.490	-42,43
PHILIPPINES	1.440	0	-100,00	7.500	0	-100,00
MALAYSIA	0	15.000	--	0	43.635	--
IRAN (ISLAMIC REPUBLIC OF)	11.000	0	-100,00	54.120	0	-100,00
JORDAN	0	16.200	--	0	72.775	--
LEBANON	0	8.310	--	0	22.050	--
UNITED STATES	1.398	54.000	3.762,66	1.699	194.850	11.368,51
BELGIUM	0	16.500	--	0	56.925	--
-TEH OLAHAN	26.728.490	11.653.949	-56,40	50.022.614	31.268.517	-37,49
JAPAN	508.310	163.807	-67,77	936.643	374.067	-60,06
HONG KONG	1.696	1.183	-30,25	15.719	7.048	-55,16
KOREA, REPUBLIC OF	11.131	4.407	-60,41	23.996	12.329	-48,62
TAIWAN	551.844	534.260	-3,19	1.320.491	1.314.796	-0,43
CHINA	121.165	204.141	68,48	114.677	211.864	84,75
MONGOLIA	33.161	23.828	-28,14	169.282	141.059	-16,67
THAILAND	70.647	133.569	89,07	333.793	640.731	91,95
SINGAPORE	517.734	396.773	-23,36	1.727.104	1.608.456	-6,87
PHILIPPINES	117.274	188.749	60,95	629.610	875.567	39,06
MALAYSIA	2.902.485	1.503.233	-48,21	5.447.493	4.238.495	-22,19
CAMBODIA	7.347	7.010	-4,59	36.943	36.285	-1,78
BRUNEI DARUSSALAM	971	10.115	941,71	6.185	5.148	-16,77
VIET NAM	321.369	398.284	23,93	1.476.192	2.045.370	38,56
INDIA	878.260	299.394	-65,91	1.265.700	260.773	-79,40
PAKISTAN	2.525.284	920.441	-63,55	3.956.140	1.604.406	-59,45
SRI LANKA	325.443	120.408	-63,00	536.487	202.023	-62,34
AFGHANISTAN	419.326	222.916	-46,84	542.056	327.661	-39,55

TABEL 5. PERKEMBANGAN EKSPOR INDONESIA MENURUT KOMODITI DAN NEGARA TUJUAN

JENIS BARANG	BERAT BERSIH (KG)		PERUB	NILAI FOB (US \$)		PERUB
	JAN-NOV 2007	JAN-NOV 2008	%	JAN-NOV 2007	JAN-NOV 2008	%
	(1)	(2)	(3)	(4)	(5)	(6)
IRAN (ISLAMIC REPUBLIC OF)	95.167	144.940	52,30	144.069	275.102	90,95
SAUDI ARABIA	69.270	113.365	63,66	268.303	372.557	38,86
YEMEN	0	50.400	--	0	62.359	--
TURKEY	174.598	0	-100,00	242.669	0	-100,00
UNITED ARAB EMIRATES	698.845	363.950	-47,92	998.321	431.317	-56,80
EGYPT	417.700	102.660	-75,42	588.497	152.364	-74,11
KENYA	0	1	--	0	2	--
BENIN	432	0	-100,00	250	0	-100,00
AUSTRALIA	2.225.692	2.058.181	-7,53	8.528.188	9.339.981	9,52
NEW ZEALAND	549.776	540.168	-1,75	1.798.654	2.103.704	16,96
GUAM	1	0	-100,00	251	0	-100,00
FIJI	55.000	0	-100,00	77.770	0	-100,00
SAMOA	0	1.095	--	0	8.690	--
SOLOMON ISLANDS	2.956	2.862	-3,18	3.177	9.055	185,02
EAST TIMOR	0	37.731	--	0	41.011	--
UNITED STATES	3.059.961	992.644	-67,56	4.040.666	1.241.039	-69,29
CANADA	385.920	228.000	-40,92	435.063	228.967	-47,37
SURINAME	11.369	6.543	-42,45	79.011	31.656	-59,93
CHILE	166.960	0	-100,00	267.692	0	-100,00
BRAZIL	0	1.361	--	0	19.769	--
PUERTO RICO	540	540	0,00	891	913	2,47
UNITED KINGDOM	3.340.215	430.909	-87,10	4.800.815	697.543	-85,47
NETHERLANDS	1.781.947	83.634	-95,31	2.708.768	136.363	-94,97
GERMANY, FED. REP. OF	580.696	263.610	-54,60	739.957	319.472	-56,83
AUSTRIA	252	0	-100,00	234	0	-100,00
SWEDEN	115	671	483,48	155	443	185,81
FINLAND	761.632	0	-100,00	1.189.963	0	-100,00
ITALY	595	0	-100,00	1.398	0	-100,00
SPAIN	699	11.340	1.522,32	2.958	23.129	681,91
POLAND	730.742	256.667	-64,88	1.294.549	799.459	-38,24
KYRGYZSTAN	49.180	24.480	-50,22	71.383	34.272	-51,99
UKRAINE	209.212	60.000	-71,32	229.514	86.940	-62,12
UZBEKISTAN	54.272	0	-100,00	89.006	0	-100,00
LATVIA	0	22.665	--	0	30.643	--
RUSSIA FEDERATION	1.991.299	723.014	-63,69	2.881.931	915.689	-68,23
-GULA PASIR	282.397	1.232.674	336,50	375.978	644.227	71,35
JAPAN	6.726	72.692	980,76	40.445	68.455	69,25
HONG KONG	15.784	16.911	7,14	27.601	31.149	12,85
KOREA, REPUBLIC OF	1.933	0	-100,00	5.380	0	-100,00
TAIWAN	0	74	--	0	82	--
THAILAND	0	1.781	--	0	3.656	--
SINGAPORE	19.022	73.879	288,39	19.272	22.809	18,35
PHILIPPINES	75	0	-100,00	428	0	-100,00
MALAYSIA	51.185	841.828	1.544,68	33.221	196.706	492,11
SAUDI ARABIA	0	1.500	--	0	892	--
JORDAN	0	1.427	--	0	3.012	--
QATAR	0	339	--	0	300	--
AUSTRALIA	24.790	23.357	-5,78	49.279	102.243	107,48
TONGA	1.594	45	-97,18	1.590	36	-97,74
UNITED STATES	14.675	43.663	197,53	54.874	87.970	60,31
CANADA	122.791	147.978	20,51	77.260	115.062	48,93
NETHERLANDS	16.261	7.200	-55,72	60.990	11.855	-80,56
GERMANY, FED. REP. OF	7.200	0	-100,00	1	0	-100,00
SPAIN	361	0	-100,00	5.637	0	-100,00
-GULA LAINNYA	7.394.248	9.389.772	26,99	4.753.822	6.408.858	34,81
JAPAN	170.562	109.608	-35,74	113.189	76.951	-32,02
HONG KONG	200.252	55.497	-72,29	200.790	76.024	-62,14
KOREA, REPUBLIC OF	2.458	146.506	5.860,37	6.083	117.233	1.827,22
TAIWAN	1.000	165	-83,50	500	102	-79,60
CHINA	740.000	1.019.180	37,73	370.464	576.876	55,72
PAPUA NEW GUINEA	304	18.784	6.078,95	2.996	19.508	551,13
THAILAND	727.487	516.556	-28,99	434.874	290.124	-33,29
SINGAPORE	731.928	1.176.303	60,71	503.389	1.011.325	100,90
PHILIPPINES	133.724	72.059	-46,11	70.836	97.408	37,51
MALAYSIA	716.854	590.357	-17,65	469.148	567.115	20,88
CAMBODIA	900	0	-100,00	1.440	0	-100,00
BRUNEI DARUSSALAM	1.942	4.713	142,69	11.678	12.465	6,74
VIET NAM	992.841	2.837.216	185,77	511.694	1.670.125	226,39
MALDIVES	37.976	51.153	34,70	19.222	18.082	-5,93
INDIA	728.023	12.136	-98,33	721.038	25.959	-96,40
PAKISTAN	2.246	10.017	345,99	3.585	17.551	389,57
BANGLADESH	0	1.000	--	0	1.574	--
SAUDI ARABIA	36.828	25.410	-31,00	24.327	23.469	-3,53
ISRAEL	0	142.069	--	0	92.683	--
KUWAIT	37.045	0	-100,00	14.470	0	-100,00
YEMEN	0	1.716	--	0	1.668	--
SYRIA ARAB REPUBLIC	0	49.517	--	0	28.080	--
TURKEY	199.000	181.344	-8,87	93.842	100.751	7,36
UNITED ARAB EMIRATES	57.000	0	-100,00	25.881	0	-100,00

TABEL 5. PERKEMBANGAN EKSPOR INDONESIA MENURUT KOMODITI DAN NEGARA TUJUAN

JENIS BARANG	BERAT BERSIH (KG)		PERUB	NILAI FOB (US \$)		PERUB
	JAN-NOV 2007	JAN-NOV 2008	%	JAN-NOV 2007	JAN-NOV 2008	%
(1)	(2)	(3)	(4)	(5)	(6)	(7)
BENIN	1.645	0	-100,00	950	0	-100,00
SOUTH AFRICA	36.500	87.933	140,91	18.113	52.356	189,05
AUSTRALIA	448.211	255.648	-42,96	309.856	184.921	-40,32
NEW ZEALAND	396.000	273.799	-30,86	216.004	183.933	-14,85
VANUATU	0	7.239	--	0	11.425	--
AMERICAN SAMOA	5.007	2.018	-59,70	9.356	2.716	-70,97
COOK ISLANDS	5.372	0	-100,00	6.429	0	-100,00
FIJI	0	164	--	0	500	--
SAMOA	421	6.748	1.502,85	317	6.355	1.904,73
TONGA	40.823	1.114	-97,27	35.881	1.099	-96,94
EAST TIMOR	0	21.597	--	0	16.273	--
UNITED STATES	500.493	954.344	90,68	265.515	672.562	153,30
CANADA	24.912	25.145	0,94	13.162	13.820	5,00
SURINAME	67	408	508,96	555	1.800	224,32
UNITED KINGDOM	96.250	76.500	-20,52	54.989	42.453	-22,80
NETHERLANDS	61.039	60.087	-1,56	103.310	67.004	-35,14
AUSTRIA	17	0	-100,00	220	0	-100,00
SWITZERLAND	100	381	281,00	479	836	74,53
DENMARK	21	0	-100,00	25	0	-100,00
NORWAY	222.000	335.500	51,13	104.230	192.229	84,43
SPAIN	37.000	259.841	602,27	14.985	133.503	790,91
-MAKANAN OLAHAN LAINNYA	298.786.832	333.105.423	11,49	487.419.492	663.425.616	36,11
JAPAN	17.630.453	8.777.800	-50,21	19.969.563	21.682.408	8,58
HONG KONG	6.698.638	7.127.945	6,41	30.938.870	36.072.864	16,59
KOREA, DEMOCRATIC PEOPLE'S REPUB	30.205	31.819	5,34	26.879	40.462	50,53
KOREA, REPUBLIC OF	4.910.727	4.807.900	-2,09	5.468.082	7.664.837	40,17
TAIWAN	23.280.416	15.720.359	-32,47	28.819.830	25.905.939	-10,11
CHINA	9.723.653	3.717.559	-61,77	9.097.832	9.492.383	4,34
MONGOLIA	39.697	59.417	49,68	61.204	85.211	39,22
MACAU	7.978	12.825	60,75	372.515	647.729	73,88
PAPUA NEW GUINEA	2.398.884	2.545.362	6,11	3.105.812	5.019.439	61,61
THAILAND	10.142.500	12.132.353	19,62	19.038.690	26.105.818	37,12
SINGAPORE	17.620.152	14.770.964	-16,17	54.653.531	90.264.879	65,16
PHILIPPINES	38.026.997	41.739.334	9,76	60.081.731	71.098.325	18,34
MALAYSIA	50.864.366	54.371.968	6,90	61.419.097	81.119.434	32,08
MYANMAR (FORM. BURMA)	157.129	189.337	20,50	462.824	415.129	-10,31
CAMBODIA	67.185	48.695	-27,52	358.920	112.096	-68,77
BRUNEI DARUSSALAM	3.083.176	3.223.386	4,55	4.555.380	5.488.535	20,48
LAO PEOPLE'S DEMOCRATIC REPUBLIC	12.000	57.300	377,50	91.650	297.580	224,69
NEPAL	18.192	66.344	264,69	20.360	98.627	384,42
VIET NAM	9.791.004	13.344.570	36,29	18.416.313	32.050.090	74,03
MALDIVES	1.048.506	942.733	-10,09	1.394.013	1.611.275	15,59
INDIA	1.419.096	1.662.904	17,18	1.853.795	2.707.040	46,03
PAKISTAN	932.598	1.233.518	32,27	1.891.722	3.267.243	72,71
BANGLADESH	419.949	601.231	43,17	480.146	944.880	96,79
SRI LANKA	427.407	375.124	-12,23	622.715	649.932	4,37
AFGHANISTAN	154.380	79.688	-48,38	264.409	215.319	-18,57
IRAN (ISLAMIC REPUBLIC OF)	93.228	33.416	-64,16	122.085	79.218	-35,11
SAUDI ARABIA	13.206.002	12.184.645	-7,73	23.957.702	29.706.766	24,00
ISRAEL	0	909.646	--	0	1.353.626	--
KUWAIT	1.130.926	605.323	-46,48	1.849.351	1.311.022	-29,11
JORDAN	1.422.352	2.847.753	100,21	2.358.400	5.184.174	119,82
LEBANON	315.603	328.776	4,17	744.629	826.658	11,02
YEMEN	579.612	431.866	-25,49	752.599	542.104	-27,97
OMAN	176.307	188.398	6,86	281.805	332.840	18,11
SYRIA ARAB REPUBLIC	179.163	86.341	-51,81	117.496	82.460	-29,82
TURKEY	698.116	737.083	5,58	759.302	715.688	-5,74
UNITED ARAB EMIRATES	5.733.160	5.543.794	-3,30	8.436.268	10.243.091	21,42
QATAR	329.434	252.130	-23,47	478.698	489.875	2,33
BAHRAIN	443.498	416.536	-6,08	555.359	762.965	37,38
CYPRUS	35.123	31.631	-9,94	48.331	52.275	8,16
EGYPT	331.612	433.838	30,83	546.068	765.222	40,13
LIBYAN ARAB JAMAHIRIYA	99.275	222.654	124,28	170.248	500.062	193,73
MOROCCO	394.238	50.606	-87,16	247.191	71.528	-71,06
TUNISIA	49.863	0	-100,00	54.113	0	-100,00
ALGERIA	464.648	187.836	-59,57	187.095	531.521	184,09
SUDAN	29.377	5.217	-82,24	66.333	14.802	-77,69
NAMIBIA	6.240	24.482	292,34	8.520	41.895	391,73
ETHIOPIA	0	16.693	--	0	27.556	--
TANZANIA, UNITED REPUBLIC OF	72.350	132.457	83,08	86.895	141.046	62,32
MADAGASCAR	171.452	373.964	118,12	194.167	429.337	121,12
KENYA	193.169	466.342	141,42	271.039	907.505	234,82
REUNION	0	13.038	--	0	28.546	--
TOGO	51.714	5.520	-89,33	88.226	6.900	-92,18
GHANA	274.231	514.520	87,62	379.407	902.426	137,85
GUINEA	95.606	233.904	144,65	173.500	588.441	239,16
ANGOLA	127.378	273.908	115,04	176.292	368.330	108,93
CONGO	19.440	0	-100,00	25.313	0	-100,00
CAMEROON	102.121	117.877	15,43	99.047	146.282	47,69
NIGERIA	4.287.988	8.151.107	90,09	9.136.199	16.296.806	78,38

TABEL 5. PERKEMBANGAN EKSPOR INDONESIA MENURUT KOMODITI DAN NEGARA TUJUAN

JENIS BARANG	BERAT BERSIH (KG)		PERUB	NILAI FOB (US \$)		PERUB
	JAN-NOV 2007	JAN-NOV 2008	%	JAN-NOV 2007	JAN-NOV 2008	%
(1)	(2)	(3)	(4)	(5)	(6)	(7)
SIERRA LEONE	8.502	21.875	157,29	19.389	86.073	343,93
COTE D'IVOIRE	0	3.835	--	0	12.450	--
SENEGAL	25.632	17.812	-30,51	33.721	26.561	-21,23
MAURITANIA	0	13.876	--	0	35.766	--
MALI	16.997	38.440	126,16	177.720	248.510	39,83
BENIN	616.031	391.632	-36,43	1.496.879	886.898	-40,75
GAMBIA	9.189	5.634	-38,69	36.726	14.757	-59,82
SEYCHELLES	72.021	66.249	-8,01	181.355	162.244	-10,54
UGANDA	41.972	5.518	-86,85	55.410	17.017	-69,29
NIGER	0	53.632	--	0	39.477	--
DJIBOUTI	520	0	-100,00	1.613	0	-100,00
SAO TOME AND PRINCIPE	0	9.848	--	0	18.107	--
SOUTH AFRICA	1.915.430	2.167.606	13,17	2.597.967	3.634.663	39,90
ZIMBABWE	0	11.749	--	0	15.534	--
MALAWI	0	8.539	--	0	14.562	--
COMOROS	3.382	1.023	-69,75	6.409	3.922	-38,80
MAURITIUS	653.832	487.670	-25,41	898.510	936.284	4,20
ZAIRE	0	101	--	0	353	--
AUSTRALIA	11.865.053	14.574.143	22,83	18.876.575	29.959.609	58,71
NEW ZEALAND	2.192.458	2.889.607	31,80	3.673.475	5.358.024	45,86
MICRONESIA, FEDERATED STATES OF	124.679	82.980	-33,45	193.085	120.627	-37,53
GUAM	6.630	8.213	23,88	52.701	82.868	57,24
PALAU	0	1.733	--	0	9.013	--
NAURU	0	5.674	--	0	9.568	--
NEW CALEDONIA	69.841	128.775	84,38	129.064	259.290	100,90
NORTHERN MARIANA ISLANDS	0	7.490	--	0	14.379	--
VANUATU	182.526	147.136	-19,39	253.861	263.020	3,61
AMERICAN SAMOA	55.243	111.614	102,04	85.491	185.694	117,21
COOK ISLANDS	15.905	31.349	97,10	19.729	54.065	174,04
FIJI	451.841	676.716	49,77	700.722	1.263.483	80,31
KIRIBATI	16.955	42.713	151,92	26.614	87.762	229,76
MARSHALL ISLANDS	46.376	4.839	-89,57	48.338	14.063	-70,91
SAMOA	177.764	187.068	5,23	281.027	342.077	21,72
SOLOMON ISLANDS	400.336	816.231	103,89	593.959	1.179.399	98,57
TONGA	782.563	898.724	14,84	977.121	1.211.239	23,96
TUVALU	13.885	18.566	33,71	22.127	36.812	66,37
EAST TIMOR	76.600	11.824.860	15.337,15	108.605	9.938.158	9.050,74
UNITED STATES	21.928.660	33.824.306	54,25	43.395.467	55.523.205	27,95
CANADA	1.732.337	2.619.156	51,19	3.168.589	3.902.377	23,16
MEXICO	660.792	1.302.494	97,11	1.731.522	2.878.397	66,24
GUATEMALA	8.000	26.474	230,93	2.000	28.876	1.343,80
PANAMA	11.000	13.317	21,06	7.903	21.583	173,10
CUBA	20.837	0	-100,00	57.606	0	-100,00
SURINAME	172.405	203.932	18,29	306.114	377.911	23,45
CHILE	31.241	80.614	158,04	134.511	426.424	217,02
VENEZUELA	45.657	72.838	59,53	101.050	58.450	-42,16
ARGENTINA	38.036	20.982	-44,84	17.000	20.829	22,52
BRAZIL	592.217	494.543	-16,49	246.898	284.687	15,31
COLOMBIA	67.599	57.344	-15,17	181.891	142.205	-21,82
URUGUAY	3.928	19.430	394,65	10.475	54.391	419,25
TRINIDAD AND TOBAGO	6.460	16.314	152,54	23.875	34.927	46,29
JAMAICA	38.736	9.059	-76,61	25.722	25.353	-1,43
PUERTO RICO	152.348	537.543	252,84	351.059	748.934	113,34
BELIZE	0	7.809	--	0	12.000	--
DOMINICAN REPUBLIC	277.402	199.860	-27,95	110.454	97.199	-12,00
COSTA RICA	47.528	56.999	19,93	38.650	53.250	37,77
BARBADOS	4.635	4.189	-9,62	12.231	12.014	-1,77
DOMINICA	29.056	34.000	17,02	29.866	10.400	-65,18
FRENCH POLYNESIA	90.154	86.323	-4,25	165.895	214.353	29,21
NETHERLANDS ANTILLES	25	2.615	10.360,00	224	9.011	3.922,77
UNITED KINGDOM	1.215.865	1.637.224	34,66	3.347.377	4.594.753	37,26
NETHERLANDS	15.342.757	18.351.429	19,61	14.644.730	17.918.387	22,35
FRANCE	278.961	525.696	88,45	486.668	1.215.078	149,67
GERMANY, FED. REP. OF	689.320	1.063.102	54,22	2.282.495	3.011.043	31,92
AUSTRIA	63.279	121.705	92,33	213.108	474.096	122,47
BELGIUM	222.846	319.651	43,44	449.031	1.371.144	205,36
SWITZERLAND	15.362	10.324	-32,80	25.874	23.947	-7,45
DENMARK	27.960	2.576	-90,79	68.818	20.823	-69,74
NORWAY	115.742	68.650	-40,69	200.410	146.473	-26,91
SWEDEN	410.856	1.583.360	285,38	343.109	1.645.989	379,73
FINLAND	455.074	2.782.786	511,50	595.196	4.269.247	617,28
IRELAND	0	10.089	--	0	27.757	--
ITALY	117.943	190.984	61,93	1.409.941	1.472.089	4,41
SPAIN	1.351.941	4.187.552	209,74	1.725.285	4.509.075	161,35
PORTUGAL	92.798	666.934	618,69	70.743	609.867	762,09
GREECE	40.821	105.153	157,60	65.241	192.101	194,45
DEMOCRATIC REPUBLIC OF THE CONGC	162.498	190.950	17,51	217.007	261.925	20,70
HUNGARY	7.016	15.089	115,07	23.619	45.583	92,99
POLAND	155.710	149.382	-4,06	269.841	449.480	66,57
ROMANIA	25.476	17.413	-31,65	36.304	27.801	-23,42
BULGARIA	79.470	126.086	58,66	449.963	402.816	-10,48

TABEL 5. PERKEMBANGAN EKSPOR INDONESIA MENURUT KOMODITI DAN NEGARA TUJUAN

JENIS BARANG	BERAT BERSIH (KG)		PERUB %	NILAI FOB (US \$)		PERUB %
	JAN-NOV 2007	JAN-NOV 2008		JAN-NOV 2007	JAN-NOV 2008	
(1)	(2)	(3)	(4)	(5)	(6)	(7)
YUGOSLAVIA	10.208	39.920	291,07	27.044	89.639	231,46
ARMENIA	12.626	5.082	-59,75	23.655	13.060	-44,79
BELARUS	0	28.800	--	0	61.800	--
KAZAKHSTAN	4.368	12.480	185,71	8.710	26.780	207,46
UKRAINE	142.162	180.730	27,13	129.688	184.145	41,99
UZBEKISTAN	38	0	-100,00	28	0	-100,00
LITHUANIA	295.290	323.211	9,46	339.480	400.184	17,88
LATVIA	342.232	37.280	-89,11	561.622	74.941	-86,66
ESTONIA	75.688	106.255	40,39	99.157	161.042	62,41
GEORGIA	3.660	8.001	118,61	10.735	12.798	19,22
CROATIA	91.888	92.556	0,73	202.353	163.890	-19,01
MALTA	345.969	211.911	-38,75	480.920	377.479	-21,51
SLOVAKIA	163	707	333,74	779	3.903	401,03
SLOVENIA	146	37.727	25.740,41	623	136.489	21.808,35
CZECH REPUBLIC	579.177	431.591	-25,48	604.108	546.111	-9,60
RUSSIA FEDERATION	191.792	547.690	185,56	501.074	496.336	-0,95
SEMEN	5.919.980.475	4.071.822.712	-31,22	180.143.399	148.707.949	-17,45
JAPAN	47.827.299	10.933.064	-77,14	2.182.575	727.765	-66,66
HONG KONG	149.128	2.008.000	1.246,49	28.003	197.526	605,37
TAIWAN	19.418.674	18.984.000	-2,24	1.459.472	1.472.664	0,90
CHINA	32.011.585	0	-100,00	1.200.434	0	-100,00
THAILAND	0	449	--	0	40	--
SINGAPORE	188.759.858	80.614.728	-57,29	5.070.631	2.733.954	-46,08
PHILIPPINES	446.249	462.000	3,53	40.927	43.976	7,45
MALAYSIA	428.615.410	382.786.095	-10,69	12.106.413	13.216.008	9,17
MYANMAR (FORM. BURMA)	0	149.000	--	0	21.455	--
BRUNEI DARUSSALAM	174.675.006	129.038.980	-26,13	4.343.549	3.077.937	-29,14
VIET NAM	59.669.481	23.588.067	-60,47	1.578.540	1.654.078	4,79
MALDIVES	48.529.192	52.600.000	8,39	1.903.957	2.439.432	28,12
INDIA	100.330.472	220.000	-99,78	2.639.296	20.236	-99,23
PAKISTAN	1.946	336	-82,73	3.617	1.276	-64,72
BANGLADESH	658.434.611	554.485.750	-15,79	16.086.182	15.595.666	-3,05
SRI LANKA	717.276.068	991.896.107	38,29	25.315.083	41.971.620	65,80
KUWAIT	140.369.713	0	-100,00	5.098.106	0	-100,00
YEMEN	13.453.583	0	-100,00	485.138	0	-100,00
OMAN	48.229.727	0	-100,00	1.615.696	0	-100,00
UNITED ARAB EMIRATES	103.913.214	3.000.084	-97,11	2.985.546	124.545	-95,83
QATAR	0	36.300.000	--	0	1.598.900	--
BAHRAIN	20.684.737	0	-100,00	501.616	0	-100,00
SUDAN	0	3.000.000	--	0	159.000	--
TANZANIA, UNITED REPUBLIC OF	40.600.663	164.786.123	305,87	1.142.097	5.240.980	358,89
MADAGASCAR	166.415.504	94.605.636	-43,15	6.097.919	3.706.718	-39,21
REUNION	0	10	--	0	9	--
MOZAMBIQUE	308.319.858	116.850.360	-62,10	8.693.617	3.881.102	-55,36
TOGO	180.807.298	173.816.800	-3,87	5.032.823	5.500.301	9,29
GHANA	1.090.318.112	631.904.791	-42,04	30.379.019	20.129.082	-33,74
LIBERIA	21.746.470	0	-100,00	611.728	0	-100,00
NIGERIA	176.983.899	0	-100,00	6.594.767	0	-100,00
SIERRA LEONE	142.500.000	0	-100,00	3.956.325	0	-100,00
COTE D'IVOIRE	36.801.143	0	-100,00	1.054.353	0	-100,00
BENIN	207.650.000	0	-100,00	5.797.695	0	-100,00
SEYCHELLES	17.500.000	17.306.710	-1,10	625.743	1.055.089	68,61
DJIBOUTI	7.500.000	0	-100,00	322.500	0	-100,00
SOUTH AFRICA	78.700.457	0	-100,00	2.486.732	0	-100,00
COMOROS	5.207.271	0	-100,00	331.636	0	-100,00
MAURITIUS	375.661.195	187.829.105	-50,00	13.680.198	8.153.713	-40,40
AUSTRALIA	174.502.973	240.676.378	37,92	5.260.883	7.819.300	48,63
NEW ZEALAND	740.000	117.849	-84,07	83.488	15.715	-81,18
PALAU	0	305	--	0	253	--
NEW CALEDONIA	2.000.000	0	-100,00	117.000	0	-100,00
VANUATU	6.540.000	6.766.500	3,46	271.085	315.915	16,54
AMERICAN SAMOA	8.350.000	8.040.000	-3,71	351.058	396.245	12,87
KIRIBATI	0	112.000	--	0	8.064	--
SAMOA	12.400.000	11.522.000	-7,08	513.227	538.541	4,93
SOLOMON ISLANDS	820.000	3.400.100	314,65	33.966	164.268	383,62
TONGA	930.000	1.408.560	51,46	38.534	69.292	79,82
CHRISTMAS ISLANDS	351.000	0	-100,00	14.926	0	-100,00
EAST TIMOR	51.388	45.467.379	88.378,59	2.759	3.007.034	108.890,00
UNITED STATES	0	127	--	0	679	--
MEXICO	0	17.592.743	--	0	686.116	--
BAHAMAS	12.949.179	0	-100,00	301.456	0	-100,00
FRENCH POLYNESIA	40.836.500	37.778.500	-7,49	1.701.079	1.737.491	2,14
UNITED KINGDOM	1.611	0	-100,00	1.995	0	-100,00
FRANCE	0	328	--	0	327	--
GERMANY, FED. REP. OF	0	2.146	--	0	65	--
SWEDEN	0	21.770.548	--	0	1.215.394	--
GREECE	1	0	-100,00	10	0	-100,00
SLOVAKIA	0	1.054	--	0	10.178	--
-DARI ROTAN	10.354.544	5.978.136	-42,27	25.390.997	17.229.574	-32,14

TABEL 5. PERKEMBANGAN EKSPOR INDONESIA MENURUT KOMODITI DAN NEGARA TUJUAN

JENIS BARANG	BERAT BERSIH (KG)		PERUB %	NILAI FOB (US \$)		PERUB %
	JAN-NOV 2007	JAN-NOV 2008		JAN-NOV 2007	JAN-NOV 2008	
(1)	(2)	(3)	(4)	(5)	(6)	(7)
JAPAN	414.748	254.892	-38,54	1.761.897	1.256.881	-28,66
HONG KONG	11.122	0	-100,00	50.922	0	-100,00
KOREA, REPUBLIC OF	874.500	907.731	3,80	2.050.312	2.217.601	8,16
TAIWAN	62.614	45.586	-27,20	163.202	116.781	-28,44
CHINA	17.926	1.548	-91,36	87.107	2.693	-96,91
PAPUA NEW GUINEA	238	2.450	929,41	511	2.266	343,44
THAILAND	6.801	9.370	37,77	11.738	10.536	-10,24
SINGAPORE	8.364	3.180	-61,98	18.597	6.321	-66,01
PHILIPPINES	20.639	1.902	-90,78	3.509	1.883	-46,34
MALAYSIA	6.823	16.725	145,13	8.648	36.832	325,90
BRUNEI DARUSSALAM	1.214	1.357	11,78	2.758	2.397	-13,09
VIET NAM	15.752	13.249	-15,89	8.622	7.880	-8,61
MALDIVES	5.365	2.964	-44,75	13.476	28.394	110,70
INDIA	9.991	9.590	-4,01	10.596	53.482	404,74
SRI LANKA	86	511	494,19	56	495	783,93
IRAN (ISLAMIC REPUBLIC OF)	88	1.534	1.643,18	361	807	123,55
SAUDI ARABIA	0	178	--	0	587	--
ISRAEL	0	2.344	--	0	4.613	--
KUWAIT	71	305	329,58	225	6.466	2.773,78
JORDAN	0	1.299	--	0	1.004	--
LEBANON	63	129	104,76	70	45	-35,71
OMAN	0	27	--	0	422	--
TURKEY	6.516	3.967	-39,12	24.852	7.170	-71,15
UNITED ARAB EMIRATES	2.279	5.621	146,64	20.085	45.707	127,57
BAHRAIN	0	321	--	0	203	--
CYPRUS	1.047	36	-96,56	2.640	44	-98,33
EGYPT	6.969	574	-91,76	22.749	597	-97,38
LIBYAN ARAB JAMAHIRIYA	722	0	-100,00	960	0	-100,00
MOROCCO	43	43	0,00	40	45	12,50
TUNISIA	0	22	--	0	46	--
ALGERIA	740	1.028	38,92	681	626	-8,08
SUDAN	0	103	--	0	300	--
NAMIBIA	332	0	-100,00	668	0	-100,00
ETHIOPIA	0	757	--	0	600	--
TANZANIA, UNITED REPUBLIC OF	0	1.809	--	0	9.292	--
MADAGASCAR	198	8.798	4.343,43	152	24.869	16.261,18
KENYA	0	4.000	--	0	8.000	--
REUNION	190.155	1.072	-99,44	581.051	804	-99,86
U.S. VIRGIN ISLANDS	1.577	73	-95,37	1.479	196	-86,75
SEYCHELLES	3.121	4.921	57,67	3.627	6.928	91,01
UGANDA	8	0	-100,00	64	0	-100,00
SOUTH AFRICA	43.214	6.155	-85,76	96.115	16.152	-83,20
MAURITIUS	2.901	738	-74,56	3.337	988	-70,39
AUSTRALIA	212.489	206.760	-2,70	402.852	452.677	12,37
NEW ZEALAND	31.717	31.016	-2,21	90.707	89.570	-1,25
GUAM	16	0	-100,00	22	0	-100,00
NEW CALEDONIA	972	571	-41,26	974	1.297	33,16
NORTHERN MARIANA ISLANDS	0	52	--	0	71	--
VANUATU	767	0	-100,00	1.029	0	-100,00
BRITISH INDIAN OCEAN TERRITORY	2.253	0	-100,00	2.110	0	-100,00
COOK ISLANDS	1.322	0	-100,00	3.997	0	-100,00
FIJI	3.246	5.674	74,80	18.129	49.399	172,49
SOLOMON ISLANDS	0	17	--	0	48	--
UNITED STATES	1.534.845	995.105	-35,17	6.126.998	4.566.398	-25,47
CANADA	36.638	14.022	-61,73	133.764	46.823	-65,00
MEXICO	3.016.948	12.170	-99,60	5.728.664	11.944	-99,79
NICARAGUA	669	0	-100,00	502	0	-100,00
PANAMA	416	0	-100,00	490	0	-100,00
CHILE	5.344	479	-91,04	8.159	864	-89,41
VENEZUELA	221	26	-88,24	303	72	-76,24
ARGENTINA	2.864	493	-82,79	7.000	831	-88,13
BRAZIL	43.041	24.247	-43,67	110.852	87.141	-21,39
COLOMBIA	8.692	565	-93,50	25.545	601	-97,65
URUGUAY	1.696	7	-99,59	1.665	49	-97,06
PARAGUAY	0	38	--	0	78	--
BAHAMAS	0	23	--	0	23	--
JAMAICA	1.597	745	-53,35	3.437	1.038	-69,80
PUERTO RICO	728	2.021	177,61	2.066	5.671	174,49
DOMINICAN REPUBLIC	93	5.854	6.194,62	107	9.149	8.450,47
COSTA RICA	3.161	156	-95,06	5.497	574	-89,56
ANTIGUA AND BARBUDA	55	181	229,09	258	810	213,95
ANGUILLA	1.425	0	-100,00	2.632	0	-100,00
CAYMAN ISLANDS	2	0	-100,00	117	0	-100,00
FRENCH GUIANA	211	97	-54,03	228	376	64,91
FRENCH POLYNESIA	30.440	3.426	-88,75	17.798	5.331	-70,05
GRENADA	0	120	--	0	123	--
MARTINIQUE	5.701	805	-85,88	7.872	1.497	-80,98
NETHERLANDS ANTILLES	48	0	-100,00	703	0	-100,00
SAINT LUCIA	8.500	385	-95,47	2.454	1.952	-20,46
TURKS AND CAICOS ISLANDS	0	944	--	0	2.017	--
GUADELOUPE	3.241	524	-83,83	8.746	1.410	-83,88

TABEL 5. PERKEMBANGAN EKSPOR INDONESIA MENURUT KOMODITI DAN NEGARA TUJUAN

JENIS BARANG	BERAT BERSIH (KG)		PERUB %	NILAI FOB (US \$)		PERUB %
	JAN-NOV 2007	JAN-NOV 2008		JAN-NOV 2007	JAN-NOV 2008	
	(1)	(2)	(3)	(4)	(5)	(6)
SAINT KITTS AND NEVIS	0	36	--	0	58	--
UNITED KINGDOM	394.533	1.356.277	243,77	1.063.449	2.410.202	126,64
NETHERLANDS	919.826	1.140.354	23,97	2.162.418	3.210.240	48,46
FRANCE	708.332	118.089	-83,33	1.362.688	310.875	-77,19
GERMANY, FED. REP. OF	823.992	256.604	-68,86	1.011.501	569.385	-43,71
AUSTRIA	547	506	-7,50	1.287	594	-53,85
BELGIUM	306.740	127.105	-58,56	764.049	394.822	-48,33
SWITZERLAND	12.759	3.078	-75,88	41.018	21.778	-46,91
DENMARK	23.836	26.927	12,97	84.311	89.395	6,03
NORWAY	3.465	2.484	-28,31	17.935	9.804	-45,34
SWEDEN	47.055	17.213	-63,42	231.951	119.875	-48,32
FINLAND	23.074	19.682	-14,70	123.788	199.961	61,54
IRELAND	6.645	8.706	31,02	6.224	19.843	218,81
ITALY	198.232	143.329	-27,70	307.018	247.672	-19,33
SPAIN	75.015	43.329	-42,24	206.189	201.692	-2,18
PORTUGAL	30.274	7.006	-76,86	123.098	27.341	-77,79
GREECE	58.339	9.019	-84,54	101.509	24.852	-75,52
DEMOCRATIC REPUBLIC OF THE CONGC	1.945	0	-100,00	1.100	0	-100,00
HUNGARY	6.514	3.352	-48,54	16.191	21.295	31,52
POLAND	13.300	4.151	-68,79	34.037	12.754	-62,53
ROMANIA	1.176	504	-57,14	1.180	1.951	65,34
BULGARIA	3.559	7.042	97,86	5.104	6.348	24,37
YUGOSLAVIA	4.421	6.389	44,51	4.911	7.036	43,27
KAZAKHSTAN	3.237	3.448	6,52	9.287	10.346	11,40
UKRAINE	493	2.428	392,49	767	8.552	1.014,99
UZBEKISTAN	273	0	-100,00	721	0	-100,00
LITHUANIA	50	0	-100,00	143	0	-100,00
LATVIA	0	42	--	0	181	--
ESTONIA	1.114	0	-100,00	1.762	0	-100,00
CROATIA	412	13.854	3.262,62	807	19.870	2.362,21
MALTA	1.196	40	-96,66	1.140	16	-98,60
SLOVAKIA	0	1.234	--	0	9.000	--
SLOVENIA	6.479	827	-87,24	35.346	3.921	-88,91
CZECH REPUBLIC	750	29.659	3.854,53	180	42.550	23.538,89
RUSSIA FEDERATION	1.376	1.990	44,62	3.104	8.578	176,35
-DARI BAHAN LAINNYA	18.540.642	12.804.931	-30,94	36.110.952	34.960.032	-3,19
JAPAN	1.399.206	1.067.968	-23,67	5.698.016	4.946.059	-13,20
HONG KONG	34.771	14.698	-57,73	162.412	43.551	-73,18
KOREA, DEMOCRATIC PEOPLE'S REPUBU	2.579	177	-93,14	462	231	-50,00
KOREA, REPUBLIC OF	524.579	421.977	-19,56	1.036.728	954.444	-7,94
TAIWAN	1.134.405	892.005	-21,37	396.923	388.051	-2,24
CHINA	1.357.625	314.808	-76,81	326.942	172.012	-47,39
MACAU	0	3	--	0	12	--
PAPUA NEW GUINEA	1.031	875	-15,13	2.053	1.481	-27,86
THAILAND	133.009	34.833	-73,81	155.420	87.150	-43,93
SINGAPORE	107.367	101.318	-5,63	175.832	241.177	37,16
PHILIPPINES	8.293	7.322	-11,71	3.189	13.094	310,60
MALAYSIA	438.823	468.197	6,69	485.153	392.723	-19,05
CAMBODIA	4.297	34	-99,21	7.918	88	-98,89
BRUNEI DARUSSALAM	3.720	3.739	0,51	2.675	4.068	52,07
LAO PEOPLE'S DEMOCRATIC REPUBLIC	1	0	-100,00	33	0	-100,00
VIET NAM	66.456	162	-99,76	13.395	2.847	-78,75
MALDIVES	29.854	51.996	74,17	204.756	273.043	33,35
INDIA	28.580	61.124	113,87	55.166	107.070	94,09
PAKISTAN	8.497	24	-99,72	13.841	50	-99,64
SRI LANKA	21.064	12.379	-41,23	30.454	36.524	19,93
IRAN (ISLAMIC REPUBLIC OF)	26.248	57.216	117,98	61.185	69.394	13,42
SAUDI ARABIA	68.509	52.978	-22,67	32.182	77.606	141,15
ISRAEL	0	25.625	--	0	48.448	--
KUWAIT	1.716	5.798	237,88	4.397	20.576	367,96
JORDAN	2.969	7.690	159,01	6.506	9.059	39,24
LEBANON	14.351	5.530	-61,47	12.575	11.065	-12,01
YEMEN	0	475	--	0	229	--
OMAN	323	1.327	310,84	262	1.280	388,55
SYRIA ARAB REPUBLIC	11.200	0	-100,00	1.238	0	-100,00
TURKEY	93.536	31.476	-66,35	182.633	62.826	-65,60
UNITED ARAB EMIRATES	105.037	60.876	-42,04	284.071	248.993	-12,35
QATAR	456	1.090	139,04	667	3.854	477,81
BAHRAIN	263	35.482	13.391,25	805	19.525	2.325,47
CYPRUS	35.702	7.573	-78,79	68.567	27.166	-60,38
EGYPT	14.881	43.538	192,57	13.174	66.801	407,07
LIBYAN ARAB JAMAHIRIYA	331	70	-78,85	440	24	-94,55
MOROCCO	11.840	2.256	-80,95	33.863	5.026	-85,16
TUNISIA	11.320	4.983	-55,98	28.196	12.013	-57,39
ALGERIA	30	0	-100,00	87	0	-100,00
ERITREA	280	0	-100,00	1.340	0	-100,00
NAMIBIA	922	883	-4,23	1.286	1.988	54,59
TANZANIA, UNITED REPUBLIC OF	991	4.194	323,21	2.005	16.264	711,17
MADAGASCAR	3.053	15.048	392,89	2.865	35.892	1.152,77
KENYA	15.771	8.044	-48,99	34.579	4.899	-85,83

TABEL 5. PERKEMBANGAN EKSPOR INDONESIA MENURUT KOMODITI DAN NEGARA TUJUAN

JENIS BARANG	BERAT BERSIH (KG)		PERUB %	NILAI FOB (US \$)		PERUB %
	JAN-NOV 2007	JAN-NOV 2008		JAN-NOV 2007	JAN-NOV 2008	
(1)	(2)	(3)	(4)	(5)	(6)	(7)
REUNION	63.374	85.871	35,50	102.282	209.150	104,48
MOZAMBIQUE	72	188	161,11	154	173	12,34
BOTSWANA	127	120	-5,51	318	408	28,30
GUINEA	185	0	-100,00	1.307	0	-100,00
ANGOLA	2.026	822	-59,43	3.722	439	-88,21
SIERRA LEONE	0	1.922	--	0	1.596	--
GABON	946	7.035	643,66	2.469	16.481	567,52
COTE D'IVOIRE	11.269	8.561	-24,03	15.589	15.202	-2,48
SENEGAL	4.016	4.744	18,13	4.082	4.740	16,12
BENIN	1.196	0	-100,00	3.073	0	-100,00
U.S. VIRGIN ISLANDS	732	177	-75,82	2.164	614	-71,63
SEYCHELLES	16.300	38.212	134,43	53.478	67.359	25,96
UGANDA	6	0	-100,00	49	0	-100,00
DJIBOUTI	0	251	--	0	941	--
SOUTH AFRICA	150.666	95.873	-36,37	214.719	188.355	-12,28
MAURITIUS	47.234	35.401	-25,05	100.471	108.503	7,99
VIRGIN ISLANDS (BRITISH)	949	6.083	540,99	6.241	10.950	75,45
AUSTRALIA	1.269.098	1.499.991	18,19	1.143.961	1.397.811	22,19
NEW ZEALAND	83.978	69.474	-17,27	157.359	167.724	6,59
MICRONESIA, FEDERATED STATES OF	0	1.006	--	0	5.138	--
GUAM	4.322	4.565	5,62	16.596	18.457	11,21
PALAU	22	732	3.227,27	46	1.810	3.834,78
NEW CALEDONIA	55.414	47.164	-14,89	102.610	93.376	-9,00
NORTHERN MARIANA ISLANDS	486	119	-75,51	3.353	160	-95,23
SAINT VINCENT AND THE GRENADINES	2.919	6.742	130,97	3.648	15.711	330,67
VANUATU	6.938	6.404	-7,70	20.422	11.083	-45,73
WALLIS AND FUTUNA ISLANDS	1.542	1.732	12,32	3.088	3.097	0,29
COOK ISLANDS	15.339	2.097	-86,33	23.414	14.152	-39,56
FIJI	8.683	18.235	110,01	42.738	83.628	95,68
SAMOA	2.281	1.230	-46,08	3.781	3.709	-1,90
TONGA	0	2.842	--	0	4.598	--
EAST TIMOR	0	2.645	--	0	2.353	--
UNITED STATES	5.603.894	2.076.698	-62,94	11.706.219	10.878.631	-7,07
CANADA	198.954	227.368	14,28	496.428	649.733	30,88
MEXICO	98.163	73.854	-24,76	321.837	241.415	-24,99
GUATEMALA	270	6.134	2.171,85	1.479	8.315	462,20
HONDURAS	613	2.744	347,63	1.151	2.621	127,72
NICARAGUA	0	1.253	--	0	1.870	--
PANAMA	13.230	6.183	-53,27	22.914	28.001	22,20
SURINAME	2.332	0	-100,00	1.343	0	-100,00
CHILE	8.529	27.700	224,77	22.389	75.090	235,39
VENEZUELA	10.269	19.283	87,78	22.207	28.403	27,90
ARGENTINA	105.697	51.308	-51,46	202.924	128.603	-36,63
BRAZIL	108.131	110.618	2,30	225.350	255.792	13,51
COLOMBIA	72.084	31.059	-56,91	179.510	63.822	-64,45
BOLIVIA	406	0	-100,00	691	0	-100,00
URUGUAY	15.746	6.728	-57,27	41.962	33.254	-20,75
PARAGUAY	2.947	0	-100,00	17.414	0	-100,00
ECUADOR	107	110	2,80	289	430	48,79
PERU	642	9.289	1.346,88	1.680	18.419	996,37
TRINIDAD AND TOBAGO	558	943	69,00	3.881	4.255	9,64
BAHAMAS	9.218	25.418	175,74	19.645	36.839	87,52
JAMAICA	32.998	27.454	-16,80	50.873	31.233	-38,61
PUERTO RICO	6.208	9.337	50,40	21.350	21.277	-0,34
BELIZE	2.379	933	-60,78	3.713	3.687	-0,70
DOMINICAN REPUBLIC	27.024	45.939	69,99	49.326	120.402	144,09
EL SALVADOR	582	0	-100,00	298	0	-100,00
COSTA RICA	23.743	28.444	19,80	38.564	43.073	11,69
BARBADOS	4.164	7.710	85,16	3.337	14.411	331,85
ANTIGUA AND BARBUDA	3.389	7.287	115,02	7.155	23.733	231,70
ANGUILLA	1.764	0	-100,00	6.703	0	-100,00
ARUBA	837	5.277	530,47	1.488	14.771	892,67
BERMUDA	239	166	-30,54	585	792	35,38
CAYMAN ISLANDS	8.528	1.722	-79,81	3.812	1.406	-63,12
DOMINICA	1.166	2.037	74,70	2.164	5.087	135,07
FALKLAND ISLANDS (MALVINAS)	730	0	-100,00	956	0	-100,00
FRENCH GUIANA	6.468	11.408	76,38	11.279	35.106	211,25
FRENCH POLYNESIA	88.996	86.004	-3,36	120.463	108.664	-9,79
GRENADA	11.712	2.930	-74,98	4.073	4.003	-1,72
MARTINIQUE	24.031	20.000	-16,77	69.296	65.008	-6,19
NETHERLANDS ANTILLES	7.491	6.180	-17,50	23.233	25.646	10,39
SAINT LUCIA	360	701	94,72	8.422	2.562	-69,58
TURKS AND CAICOS ISLANDS	1.411	7.726	447,55	7.198	16.364	127,34
GADELOUPE	28.145	24.279	-13,74	89.708	71.064	-20,78
SAINT KITTS AND NEVIS	0	2.208	--	0	3.129	--
UNITED KINGDOM	425.716	355.514	-16,49	1.387.511	1.471.749	6,07
NETHERLANDS	441.490	449.712	1,86	1.121.772	1.201.644	7,12
FRANCE	841.138	694.923	-17,38	1.755.494	1.574.920	-10,29
GERMANY, FED. REP. OF	619.064	623.493	0,72	1.494.106	1.359.886	-8,98
AUSTRIA	11.619	18.372	58,12	42.222	41.707	-1,22
BELGIUM	258.666	289.790	12,03	543.247	692.500	27,47

TABEL 5. PERKEMBANGAN EKSPOR INDONESIA MENURUT KOMODITI DAN NEGARA TUJUAN

JENIS BARANG	BERAT BERSIH (KG)		PERUB %	NILAI FOB (US \$)		PERUB %
	JAN-NOV 2007	JAN-NOV 2008		JAN-NOV 2007	JAN-NOV 2008	
(1)	(2)	(3)	(4)	(5)	(6)	(7)
SWITZERLAND	24.908	15.451	-37,97	73.103	88.245	20,71
DENMARK	89.272	40.827	-54,27	282.934	221.800	-21,61
NORWAY	11.349	12.111	6,71	31.657	39.580	25,03
SWEDEN	32.356	28.419	-12,17	102.428	52.570	-48,68
FINLAND	37.272	18.959	-49,13	78.806	71.174	-9,68
IRELAND	57.537	16.572	-71,20	81.156	23.159	-71,46
ITALY	699.806	513.647	-26,60	1.503.072	1.348.462	-10,29
SPAIN	514.266	497.998	-3,16	1.207.525	1.672.156	38,48
PORTUGAL	31.416	37.071	18,00	73.456	141.736	92,95
GREECE	151.198	119.764	-20,79	311.411	372.366	19,57
ANDORRA	0	3.165	--	0	5.637	--
HUNGARY	28.272	31.521	11,49	59.733	69.934	17,08
POLAND	86.216	78.863	-8,53	98.624	128.076	29,86
ROMANIA	9.831	12.888	31,10	30.887	30.724	-0,53
BULGARIA	39.738	20.527	-48,34	66.528	38.531	-42,08
YUGOSLAVIA	815	2.733	235,34	1.249	8.152	552,68
ALBANIA	229	57	-75,11	160	90	-43,75
KAZAKHSTAN	260	149	-42,69	366	418	14,21
UKRAINE	19.508	72.408	271,17	77.793	105.283	35,34
LITHUANIA	355	2.567	623,10	1.371	2.347	71,19
LATVIA	0	122	--	0	315	--
ESTONIA	9.089	11.224	23,49	18.929	32.142	69,80
GEORGIA	67	0	-100,00	209	0	-100,00
CROATIA	24.168	33.109	37,00	56.815	144.668	154,63
BOSNIA AND HERZEGOVINA	105	887	744,76	1.692	2.499	47,70
MALTA	11.588	12.587	8,62	37.704	29.956	-20,55
SLOVAKIA	3.444	38	-98,90	6.376	702	-88,99
SLOVENIA	8.936	6.715	-24,85	13.211	2.700	-79,56
CZECH REPUBLIC	2.160	3.653	69,12	6.253	10.256	64,02
SOUTH GEORGIA AND THE SOUTH SA	0	243	--	0	208	--
REP. OF MACEDONIA	0	1.084	--	0	1.575	--
RUSSIA FEDERATION	40.627	27.307	-32,79	154.418	50.933	-67,02
-DARI ROTAN	118.988.542	123.492.300	3,79	288.499.436	278.410.701	-3,50
JAPAN	10.666.093	10.610.204	-0,52	28.889.057	29.822.998	3,23
HONG KONG	305.288	89.082	-70,82	789.982	313.391	-60,33
KOREA, REPUBLIC OF	1.018.764	982.987	-3,51	1.622.049	2.170.901	33,84
TAIWAN	1.193.409	763.738	-36,00	1.786.158	1.363.251	-23,68
CHINA	1.201.879	464.281	-61,37	2.875.565	878.860	-69,44
MACAU	264	575	117,80	57.300	1.845	-96,78
PAPUA NEW GUINEA	3.229	22.980	611,68	5.199	160.306	2.983,40
THAILAND	157.022	155.723	-0,83	523.817	516.091	-1,47
SINGAPORE	721.452	644.869	-10,62	1.285.304	2.347.254	82,62
PHILIPPINES	85.987	157.428	83,08	145.194	304.891	109,99
MALAYSIA	1.761.010	2.910.919	65,30	4.966.792	4.841.454	-2,52
MYANMAR (FORM. BURMA)	0	21	--	0	50	--
CAMBODIA	15.800	4.894	-69,03	81.468	214.118	162,82
BRUNEI DARUSSALAM	10.345	56.984	450,84	14.321	63.762	345,23
VIET NAM	2.945	338.037	11.378,34	15.583	2.462.755	15.704,11
MALDIVES	63.989	154.319	141,16	144.989	483.923	233,77
INDIA	164.255	239.970	46,10	337.908	566.642	67,69
PAKISTAN	26.353	2.679	-89,83	71.079	3.489	-95,09
SRI LANKA	29.451	51.256	74,04	141.529	112.258	-20,68
IRAN (ISLAMIC REPUBLIC OF)	33.202	46.938	41,37	118.194	141.585	19,79
SAUDI ARABIA	208.300	341.966	64,17	872.787	618.245	-29,16
ISRAEL	3.927	137.741	3.407,54	8.744	224.221	2.464,28
KUWAIT	179.774	273.854	52,33	342.212	547.824	60,08
JORDAN	36.993	77.141	108,53	59.757	231.462	287,34
LEBANON	167.465	274.005	63,62	454.555	765.804	68,47
YEMEN	3.077	15.604	407,12	3.555	15.647	340,14
OMAN	18.305	36.452	99,14	49.439	111.431	125,39
SYRIA ARAB REPUBLIC	944	64.381	6.720,02	1.506	140.868	9.253,78
TURKEY	660.355	665.043	0,71	2.045.153	1.492.708	-27,01
UNITED ARAB EMIRATES	703.011	801.532	14,01	1.987.520	2.421.958	21,86
QATAR	54.431	105.020	92,94	306.924	795.925	159,32
BAHRAIN	36.210	74.055	104,52	114.839	235.112	104,73
CYPRUS	236.320	173.933	-26,40	864.115	671.863	-22,25
EGYPT	239.946	373.006	55,45	571.688	1.042.433	82,34
LIBYAN ARAB JAMAHIRIYA	17.974	57.124	217,81	12.150	64.197	428,37
MOROCCO	136.078	222.387	63,43	431.094	821.435	90,55
TUNISIA	16.808	12.562	-25,26	67.670	62.111	-8,21
ALGERIA	2.848	2.500	-12,22	7.870	6.856	-12,88
SUDAN	59.744	26.118	-56,28	61.494	130.115	111,59
NAMIBIA	20.544	24.649	19,98	32.363	47.529	46,86
TANZANIA, UNITED REPUBLIC OF	10.132	69.126	582,25	10.322	87.396	746,70
MADAGASCAR	9.078	17.866	96,81	9.083	40.723	348,34
KENYA	15.702	19.816	26,20	30.015	36.306	20,96
REUNION	429.570	446.537	3,95	676.978	772.043	14,04
MOZAMBIQUE	22.570	2.099	-90,70	55.798	7.680	-86,24
BOTSWANA	231	304	31,60	578	1.030	78,20
EQUATORIAL GUINEA	0	3.601	--	0	15.098	--

TABEL 5. PERKEMBANGAN EKSPOR INDONESIA MENURUT KOMODITI DAN NEGARA TUJUAN

JENIS BARANG	BERAT BERSIH (KG)		PERUB %	NILAI FOB (US \$)		PERUB %
	JAN-NOV 2007	JAN-NOV 2008		JAN-NOV 2007	JAN-NOV 2008	
(1)	(2)	(3)	(4)	(5)	(6)	(7)
GHANA	1.450	3.681	153,86	2.716	9.770	259,72
GUINEA	7.901	0	-100,00	14.088	0	-100,00
ANGOLA	9.357	35.154	275,70	25.122	43.025	71,26
CONGO	58.024	46.314	-20,18	60.600	56.125	-7,38
CAMEROON	0	15.778	--	0	36.900	--
NIGERIA	17.816	5.361	-69,91	24.752	81.960	231,12
SIERRA LEONE	0	3.279	--	0	2.722	--
GABON	5.471	5.408	-1,15	19.916	5.661	-71,58
COTE D'IVOIRE	40.524	35.716	-11,86	36.694	49.494	34,88
SENEGAL	2.955	32.191	989,37	7.971	127.214	1.495,96
MAURITANIA	239	0	-100,00	855	0	-100,00
BENIN	0	18.238	--	0	42.147	--
GAMBIA	12.000	6.891	-42,58	16.215	13.281	-18,09
U.S. VIRGIN ISLANDS	224	4.413	1.870,09	504	11.561	2.193,85
SEYCHELLES	16.440	100.480	511,19	27.659	151.685	448,41
UGANDA	3.056	0	-100,00	12.815	0	-100,00
CENTRAL AFRICAN REPUBLIC	0	2.071	--	0	9.229	--
DJIBOUTI	0	4.438	--	0	18.547	--
SOUTH AFRICA	1.391.906	1.275.510	-8,36	3.460.829	3.627.432	4,81
ZIMBABWE	0	2.596	--	0	11.540	--
ZAMBIA	4.253	0	-100,00	14.907	0	-100,00
MAURITIUS	157.046	212.000	34,99	516.117	590.869	14,48
VIRGIN ISLANDS (BRITISH)	6.612	18.179	174,94	32.792	69.790	112,83
AUSTRALIA	3.366.971	4.249.769	26,22	7.424.480	8.981.196	20,97
NEW ZEALAND	419.170	395.971	-5,53	804.061	909.349	13,09
MICRONESIA, FEDERATED STATES OF	2.880	0	-100,00	7.828	0	-100,00
GUAM	47.053	65.185	38,54	94.945	111.419	17,35
PALAU	18	3	-83,33	88	15	-82,95
NEW CALEDONIA	57.172	227.815	298,47	116.975	462.901	295,73
NORTHERN MARIANA ISLANDS	5.112	2.013	-60,62	8.361	5.422	-35,15
SAINT VINCENT AND THE GRENADINES	13.950	13.692	-1,85	29.099	50.368	73,09
VANUATU	19.353	24.307	25,60	16.845	38.597	129,13
WALLIS AND FUTUNA ISLANDS	8.595	12.686	47,60	15.889	23.169	45,82
BRITISH INDIAN OCEAN TERRITORY	4.659	0	-100,00	9.462	0	-100,00
COOK ISLANDS	0	2.090	--	0	4.282	--
FIJI	31.652	48.991	54,78	112.766	231.052	104,90
SAMOA	5.566	3.155	-43,32	8.100	6.137	-24,23
SOLOMON ISLANDS	1.779	2.982	67,62	8.476	12.986	53,21
TONGA	878	8.216	835,76	3.195	17.985	462,91
TUVALU	1.265	0	-100,00	3.100	0	-100,00
EAST TIMOR	3.999	82.212	1.955,81	14.630	129.357	784,19
UNITED STATES	12.838.359	10.306.376	-19,72	41.020.059	34.606.857	-15,63
CANADA	798.078	1.522.692	90,79	2.175.509	2.797.142	28,57
MEXICO	705.074	625.008	-11,36	1.662.761	1.789.119	7,60
GUATEMALA	19.448	45.930	136,17	61.091	129.493	111,97
HONDURAS	2.380	7.597	219,20	4.800	19.525	306,77
NICARAGUA	4.013	3.691	-8,02	12.355	15.919	28,85
PANAMA	216.126	207.156	-4,15	495.455	455.804	-8,00
CUBA	14.949	0	-100,00	54.820	0	-100,00
SURINAME	44.781	66.341	48,15	81.879	114.632	40,00
CHILE	157.967	243.497	54,14	459.425	674.650	46,85
VENEZUELA	26.834	46.745	74,20	59.832	110.875	85,31
ARGENTINA	156.573	153.337	-2,07	377.710	356.096	-5,72
BRAZIL	222.468	331.257	48,90	513.022	874.124	70,39
COLOMBIA	180.133	92.559	-48,62	564.564	333.889	-40,86
BOLIVIA	1.781	7.369	313,76	3.986	18.279	358,58
URUGUAY	47.093	64.663	37,31	129.298	218.244	68,79
PARAGUAY	1.270	7.939	525,12	6.241	23.396	274,88
ECUADOR	34.727	78.564	126,23	139.023	350.143	151,86
PERU	99.499	124.708	25,34	273.115	321.258	17,63
GUYANA	0	2.882	--	0	2.945	--
TRINIDAD AND TOBAGO	30.373	15.494	-48,99	65.463	39.309	-39,95
BAHAMAS	10.804	2.750	-74,55	14.958	2.990	-80,01
JAMAICA	27.527	59.179	114,99	57.604	226.361	292,96
PUERTO RICO	84.252	67.095	-20,36	217.595	184.043	-15,42
BELIZE	6.703	8.762	30,72	18.105	54.849	202,95
DOMINICAN REPUBLIC	320.779	463.370	44,45	873.792	1.749.177	100,18
EL SALVADOR	17.760	4.287	-75,86	69.853	18.331	-73,76
COSTA RICA	117.794	128.626	9,20	225.146	485.952	115,84
HAITI	10.000	0	-100,00	7.885	0	-100,00
BARBADOS	13.080	26.094	99,50	39.786	115.037	189,14
ANTIGUA AND BARBUDA	38.888	23.393	-39,85	95.893	65.399	-31,80
ANGUILLA	1.423	12.353	768,10	5.053	14.220	181,42
ARUBA	30.944	56.397	82,26	40.593	211.500	421,03
BERMUDA	0	100	--	0	532	--
CAPE VERDE	4.806	0	-100,00	10.046	0	-100,00
CAYMAN ISLANDS	0	19.984	--	0	7.429	--
DOMINICA	21.700	52.843	143,52	65.449	166.484	154,37
FALKLAND ISLANDS (MALVINAS)	4.400	0	-100,00	5.742	0	-100,00
FRENCH GUIANA	55.487	27.549	-50,35	117.696	66.969	-43,10
FRENCH POLYNESIA	192.655	303.694	57,64	375.860	635.810	69,16

TABEL 5. PERKEMBANGAN EKSPOR INDONESIA MENURUT KOMODITI DAN NEGARA TUJUAN

JENIS BARANG	BERAT BERSIH (KG)		PERUB %	NILAI FOB (US \$)		PERUB %
	JAN-NOV 2007	JAN-NOV 2008		JAN-NOV 2007	JAN-NOV 2008	
	(2)	(3)		(5)	(6)	
(1)		(4)		(7)		
GRENADA	11.548	4.149	-64,07	36.084	14.608	-59,52
MARTINIQUE	236.905	99.027	-58,20	609.103	219.808	-63,91
NETHERLANDS ANTILLES	237.082	140.351	-40,80	534.136	441.971	-17,25
SAINT LUCIA	5.235	4.723	-9,78	16.601	18.806	13,28
TURKS AND CAICOS ISLANDS	493	16.738	3.295,13	722	32.190	4.358,45
GADELOUPE	239.338	142.405	-40,50	677.661	462.067	-31,81
SAINT KITTS AND NEVIS	0	4.141	--	0	6.591	--
UNITED KINGDOM	22.925.070	33.509.150	46,17	26.550.215	25.207.260	-5,06
NETHERLANDS	5.389.911	4.740.240	-12,05	17.467.707	13.993.292	-19,89
FRANCE	4.800.050	4.323.453	-9,93	11.311.580	10.986.943	-2,87
GERMANY, FED. REP. OF	14.380.418	11.832.306	-17,72	37.673.100	34.713.269	-7,86
AUSTRIA	238.769	62.652	-73,76	525.908	163.082	-68,99
BELGIUM	4.549.183	4.176.949	-8,18	14.262.638	14.392.391	0,91
SWITZERLAND	110.625	52.605	-52,45	388.706	236.924	-39,05
LUXEMBOURG	83	0	-100,00	94	0	-100,00
DENMARK	587.718	480.012	-18,33	2.012.101	2.154.868	7,10
NORWAY	191.917	183.716	-4,27	723.201	519.831	-28,12
SWEDEN	686.436	411.438	-40,06	1.811.013	1.235.966	-31,75
FINLAND	887.758	785.725	-11,49	2.432.848	2.337.178	-3,93
IRELAND	556.422	324.910	-41,61	1.193.741	796.967	-33,24
ITALY	5.987.408	4.795.300	-19,91	14.839.194	13.068.212	-11,93
SPAIN	5.994.567	3.777.653	-36,98	17.142.260	10.874.121	-36,57
PORTUGAL	597.947	521.106	-12,85	1.571.360	1.404.027	-10,65
ICELAND	67.635	16.324	-75,86	117.739	42.903	-63,56
GREECE	1.595.958	1.833.167	14,86	4.008.344	4.925.457	22,88
ANDORRA	0	5.890	--	0	10.498	--
DEMOCRATIC REPUBLIC OF THE CONGC	0	2.734	--	0	6.238	--
HUNGARY	353.255	237.836	-32,67	978.250	715.708	-26,84
POLAND	1.558.821	1.839.426	18,00	3.987.182	4.717.776	18,32
ROMANIA	396.500	618.579	56,01	990.269	1.646.452	66,26
BULGARIA	171.113	231.523	35,30	480.906	506.323	5,29
YUGOSLAVIA	27.681	23.538	-14,97	49.346	62.262	26,17
ALBANIA	1.960	0	-100,00	1.365	0	-100,00
ARMENIA	6.300	7.337	16,46	9.074	24.842	173,77
BELARUS	7.937	0	-100,00	24.101	0	-100,00
KAZAKHSTAN	47.903	37.848	-20,99	113.870	111.525	-2,06
KYRGYZSTAN	2.196	0	-100,00	4.974	0	-100,00
UKRAINE	600.345	908.781	51,38	1.575.487	2.610.992	65,73
UZBEKISTAN	19.098	2.665	-86,05	53.818	4.086	-92,41
LITHUANIA	45.111	126.399	180,20	123.117	307.805	150,01
LATVIA	227.639	299.773	31,69	612.483	920.125	50,23
ESTONIA	130.286	130.685	0,31	299.943	646.929	115,68
GEORGIA	15.653	21.880	39,78	49.623	42.414	-14,53
CROATIA	236.746	156.487	-33,90	572.447	375.161	-34,46
BOSNIA AND HERZEGOVINA	0	232	--	0	940	--
MALTA	19.386	11.964	-38,29	105.448	42.184	-60,00
SLOVAKIA	51.184	714.527	1.296,00	353.122	151.120	-57,20
SLOVENIA	335.762	366.903	9,27	779.234	881.075	13,07
CZECH REPUBLIC	129.877	92.263	-28,96	293.835	217.403	-26,01
REP. OF MACEDONIA	3.900	3.813	-2,23	12.805	11.935	-6,79
RUSSIA FEDERATION	1.284.065	1.219.605	-5,02	4.818.668	4.770.363	-1,00
-DARI BAHAN LAINNYA	684.573.747	619.899.740	-9,45	1.455.675.552	1.457.815.224	0,15
JAPAN	83.449.219	86.066.182	3,14	141.494.114	156.913.065	10,90
HONG KONG	1.356.426	684.152	-49,56	2.771.017	2.417.939	-12,74
KOREA, DEMOCRATIC PEOPLE'S REPUBI	139	27.119	19.410,07	25	22.507	89.928,00
KOREA, REPUBLIC OF	12.878.966	11.747.700	-8,78	25.501.999	24.366.041	-4,45
TAIWAN	8.899.327	8.669.953	-2,58	16.561.616	20.684.136	24,89
CHINA	3.946.979	4.219.320	6,90	4.871.753	6.241.821	28,12
MONGOLIA	2.784	15.927	472,09	7.235	25.459	251,89
MACAU	47.900	37.040	-22,67	463.587	144.956	-68,73
PAPUA NEW GUINEA	15.880	21.878	37,77	24.418	44.393	81,80
THAILAND	520.587	640.109	22,96	1.019.219	1.685.377	65,36
SINGAPORE	12.400.935	6.174.123	-50,21	15.749.568	14.017.083	-11,00
PHILIPPINES	2.290.038	1.745.578	-23,78	2.008.541	1.975.316	-1,65
MALAYSIA	22.380.059	24.355.645	8,83	25.469.916	27.910.554	9,58
MYANMAR (FORM. BURMA)	5.856	725	-87,62	37.333	17.573	-52,93
CAMBODIA	14.372	16.636	15,75	89.864	54.205	-39,68
BRUNEI DARUSSALAM	356.605	320.547	-10,11	306.650	448.802	46,36
VIET NAM	268.702	315.349	17,36	633.649	1.095.720	72,92
MALDIVES	1.442.570	1.413.543	-2,01	3.354.091	3.551.436	5,88
INDIA	2.361.365	2.065.469	-12,53	3.295.832	3.164.773	-3,98
PAKISTAN	24.326	196.141	706,30	22.330	146.199	554,72
BANGLADESH	26.739	31.466	17,68	37.489	36.073	-3,78
SRI LANKA	523.414	672.660	28,51	557.504	611.370	9,66
AFGHANISTAN	129.994	20.276	-84,40	90.024	18.215	-79,77
IRAN (ISLAMIC REPUBLIC OF)	259.536	402.565	55,11	832.257	1.099.398	32,10
SAUDI ARABIA	2.937.296	2.694.685	-8,26	3.106.282	3.348.361	7,79
ISRAEL	33.417	1.518.001	4.442,60	45.688	3.113.639	6.715,00
KUWAIT	1.443.033	2.316.411	60,52	2.080.406	3.277.062	57,52
JORDAN	485.176	366.162	-24,53	706.360	785.334	11,18

TABEL 5. PERKEMBANGAN EKSPOR INDONESIA MENURUT KOMODITI DAN NEGARA TUJUAN

JENIS BARANG	BERAT BERSIH (KG)		PERUB %	NILAI FOB (US \$)		PERUB %
	JAN-NOV 2007	JAN-NOV 2008		JAN-NOV 2007	JAN-NOV 2008	
	(1)	(2)	(3)	(4)	(5)	(6)
LEBANON	906.560	994.163	9,66	1.365.141	1.751.313	28,29
YEMEN	566.097	695.575	22,87	669.876	793.199	18,41
OMAN	527.037	470.172	-10,79	463.146	531.651	14,79
SYRIA ARAB REPUBLIC	23.978	130.153	442,80	62.757	423.162	574,29
TURKEY	2.390.907	1.761.330	-26,33	6.096.832	6.525.628	7,03
UNITED ARAB EMIRATES	44.048.948	52.178.467	18,46	31.289.344	39.998.540	27,83
QATAR	418.902	487.921	16,48	738.144	929.918	25,98
BAHRAIN	645.152	675.167	4,65	1.026.099	1.140.358	11,14
CYPRUS	540.653	460.396	-14,84	1.442.382	1.886.849	30,81
EGYPT	1.236.443	940.205	-23,96	1.535.672	1.693.542	10,28
LIBYAN ARAB JAMAHIRIYA	336.228	213.094	-36,62	270.606	216.741	-19,91
MOROCCO	1.060.513	732.836	-30,90	1.210.331	1.198.320	-0,99
TUNISIA	107.080	50.938	-52,43	503.179	334.884	-33,45
ALGERIA	144.743	199.033	37,51	165.199	205.435	24,36
SUDAN	479.183	478.316	-0,18	517.979	581.050	12,18
NAMIBIA	210.509	240.016	14,02	203.313	219.861	8,14
ETHIOPIA	299.752	140.705	-53,06	302.179	163.312	-45,96
TANZANIA, UNITED REPUBLIC OF	790.145	890.525	12,70	783.018	974.695	24,48
MADAGASCAR	241.893	45.766	-81,08	322.719	130.481	-59,57
KENYA	419.228	539.150	28,61	357.849	589.200	64,65
REUNION	2.403.269	4.244.265	76,60	3.972.350	5.755.241	44,88
MOZAMBIQUE	164.992	73.725	-55,32	241.966	151.000	-37,59
BOTSWANA	23.790	23.733	-0,24	22.118	25.202	13,94
EQUATORIAL GUINEA	43.489	69.084	58,85	29.273	65.283	123,01
TOGO	12.310	59.451	382,95	9.331	155.702	1.568,65
GHANA	245.669	285.908	16,38	333.431	376.501	12,92
ANGOLA	599.984	1.044.476	74,08	540.304	898.209	66,24
CONGO	94.141	251.091	166,72	103.311	349.414	238,22
CAMEROON	52.583	259.619	393,73	33.276	228.112	585,52
NIGERIA	184.126	159.458	-13,40	265.483	320.651	20,78
SIERRA LEONE	0	11.573	--	0	10.193	--
GABON	98.553	74.811	-24,09	152.750	117.439	-23,12
COTE D'IVOIRE	157.320	144.346	-8,25	161.350	155.285	-3,76
SENEGAL	34.409	74.508	116,54	54.367	207.117	280,96
MAURITANIA	93.377	0	-100,00	204.331	0	-100,00
MALI	16.067	31.441	95,69	22.649	88.036	288,70
BENIN	560.987	748.273	33,39	626.905	959.593	53,07
BURKINA FASO	5.836	0	-100,00	11.990	0	-100,00
GAMBIA	18.881	2.556	-86,46	89.263	8.603	-90,36
U.S. VIRGIN ISLANDS	138.728	122.619	-11,61	225.929	265.507	17,52
SEYCHELLES	125.023	319.511	155,56	202.988	805.560	296,85
UGANDA	59.345	30.796	-48,11	93.010	37.005	-60,21
NIGER	0	6.179	--	0	10.667	--
DJIBOUTI	704.194	1.005.920	42,85	411.920	596.811	44,89
SAO TOME AND PRINCIPE	0	3.805	--	0	4.089	--
SWAZILAND	0	5.270	--	0	8.143	--
SOUTH AFRICA	6.824.559	4.707.119	-31,03	11.241.997	8.797.968	-21,74
ZAMBIA	23.076	53.337	131,14	25.304	62.515	147,06
MAURITIUS	692.089	1.061.840	53,43	1.295.405	2.954.889	128,11
RWANDA	104.644	145.720	39,25	106.596	173.145	62,43
VIRGIN ISLANDS (BRITISH)	30.002	34.458	14,85	110.843	97.769	-11,80
AUSTRALIA	29.727.375	26.197.321	-11,87	48.072.613	49.823.281	3,64
NEW ZEALAND	2.719.012	2.628.554	-3,33	5.632.337	6.463.394	14,76
MICRONESIA, FEDERATED STATES OF	0	377	--	0	1.925	--
GUAM	78.987	68.227	-13,62	96.654	127.696	32,12
PALAU	1.599	2.555	59,79	1.559	3.041	95,06
NEW CALEDONIA	960.914	952.401	-0,89	1.601.537	1.672.099	4,41
NORTHERN MARIANA ISLANDS	11.144	199	-98,21	45.354	3.680	-91,89
SAINT VINCENT AND THE GRENADINES	68.837	82.684	20,12	168.155	232.755	38,42
VANUATU	54.130	47.163	-12,87	95.569	112.372	17,58
WALLIS AND FUTUNA ISLANDS	23.269	26.413	13,51	33.137	52.056	57,09
AMERICAN SAMOA	15.062	0	-100,00	83.388	0	-100,00
COOK ISLANDS	45.862	5.381	-88,27	146.113	46.517	-68,16
FIJI	147.471	369.329	150,44	217.026	1.683.096	675,53
SAMOA	15.376	5.460	-64,49	35.205	11.641	-66,93
SOLOMON ISLANDS	50	6.824	13.548,00	665	19.048	2.764,36
TONGA	631	13.339	2.013,95	779	11.809	1.415,92
EAST TIMOR	27.701	149.850	440,96	83.712	158.876	89,79
UNITED STATES	163.041.001	141.467.150	-13,23	470.482.785	445.870.886	-5,23
CANADA	10.506.946	10.239.697	-2,54	25.219.069	27.221.371	7,94
MEXICO	1.584.560	1.225.905	-22,63	3.711.709	3.455.853	-6,89
GUATEMALA	139.564	376.114	169,49	254.667	762.278	199,32
HONDURAS	27.567	49.499	79,56	58.052	60.544	4,29
NICARAGUA	6.310	12.230	93,82	4.732	29.052	513,95
PANAMA	858.924	834.427	-2,85	1.646.573	1.373.294	-16,60
CUBA	0	5.912	--	0	14.039	--
SURINAME	217.428	159.947	-26,44	286.224	307.736	7,52
CHILE	370.399	335.817	-9,34	644.134	673.512	4,56
VENEZUELA	196.437	160.573	-18,26	452.448	353.684	-21,83
ARGENTINA	644.774	929.794	44,20	1.652.678	1.983.251	20,00
BRAZIL	372.299	409.868	10,09	899.553	884.619	-1,66

TABEL 5. PERKEMBANGAN EKSPOR INDONESIA MENURUT KOMODITI DAN NEGARA TUJUAN

JENIS BARANG	BERAT BERSIH (KG)		PERUB %	NILAI FOB (US \$)		PERUB %
	JAN-NOV 2007	JAN-NOV 2008		JAN-NOV 2007	JAN-NOV 2008	
(1)	(2)	(3)	(4)	(5)	(6)	(7)
COLOMBIA	235.757	207.930	-11,80	381.350	370.691	-2,80
BOLIVIA	49.846	3.823	-92,33	124.237	21.720	-82,52
URUGUAY	49.785	122.823	146,71	147.577	382.661	159,30
PARAGUAY	4.092	0	-100,00	3.911	0	-100,00
ECUADOR	82.451	26.578	-67,77	167.782	172.361	2,73
PERU	54.568	74.149	35,88	59.485	176.371	196,50
GUYANA	3.039	2.852	-6,15	10.387	3.823	-63,19
TRINIDAD AND TOBAGO	108.910	150.324	38,03	225.559	460.179	104,02
BAHAMAS	133.441	107.821	-19,20	344.558	165.265	-52,04
JAMAICA	190.965	294.123	54,02	321.181	661.394	105,93
PUERTO RICO	840.046	1.152.253	37,17	1.844.647	2.575.374	39,61
BELIZE	812	871	7,27	2.341	6.247	166,85
DOMINICAN REPUBLIC	815.342	1.080.160	32,48	1.721.705	3.005.738	74,58
EL SALVADOR	30.156	34.107	13,10	44.781	75.792	69,25
COSTA RICA	278.824	229.916	-17,54	461.195	562.394	21,94
HAITI	0	9.200	--	0	24.578	--
BARBADOS	72.132	114.282	58,43	167.128	306.546	83,42
ANTIGUA AND BARBUDA	47.764	8.114	-83,01	129.706	40.820	-68,53
ANGUILLA	39.580	77.122	94,85	86.300	163.536	89,50
ARUBA	223.438	190.667	-14,67	553.368	373.666	-32,47
BERMUDA	19.273	29.321	52,14	65.214	93.272	43,02
CAPE VERDE	7.448	0	-100,00	12.572	0	-100,00
CAYMAN ISLANDS	61.148	26.222	-57,12	134.533	80.257	-40,34
DOMINICA	13.138	37.501	185,44	25.368	79.121	211,89
FALKLAND ISLANDS (MALVINAS)	6.049	0	-100,00	7.914	0	-100,00
FRENCH GUIANA	108.873	207.308	90,41	264.034	396.898	50,32
FRENCH POLYNESIA	1.073.852	920.774	-14,26	2.132.911	1.628.532	-23,65
GRENADA	22.387	18.346	-18,05	44.625	41.760	-6,42
MARTINIQUE	347.737	643.016	84,91	768.910	1.153.544	50,02
NETHERLANDS ANTILLES	428.486	617.025	44,00	1.033.975	1.580.854	52,89
NORFOLK ISLANDS	33	22.091	66.842,42	186	48.297	25.866,13
SAINT LUCIA	41.261	17.247	-58,20	106.835	76.782	-28,13
TURKS AND CAICOS ISLANDS	28.513	56.343	97,60	81.902	120.977	47,71
GUADELOUPE	383.686	546.159	42,35	1.009.316	1.207.338	19,62
SAINT KITTS AND NEVIS	9.847	9.796	-0,52	39.529	50.678	28,20
UNITED KINGDOM	38.324.844	23.632.415	-38,34	77.708.795	70.030.652	-9,88
NETHERLANDS	39.551.486	35.970.656	-9,05	98.219.892	104.253.991	6,14
FRANCE	35.685.649	31.066.685	-12,94	82.810.065	82.413.799	-0,48
GERMANY, FED. REP. OF	23.023.608	16.292.946	-29,23	54.795.347	49.847.141	-9,03
AUSTRIA	484.145	232.486	-51,98	1.530.564	877.516	-42,67
BELGIUM	24.075.272	21.687.921	-9,92	68.561.800	66.761.867	-2,63
SWITZERLAND	676.721	570.495	-15,70	1.695.908	2.463.975	45,29
LUXEMBOURG	6.728	7.800	15,93	21.612	78.318	262,38
GIBRALTAR	0	3.799	--	0	15.593	--
MONACO	6.989	0	-100,00	21.805	0	-100,00
DENMARK	6.461.919	5.141.449	-20,43	21.230.799	19.020.435	-10,41
NORWAY	3.378.252	2.024.885	-40,06	7.822.407	5.405.393	-30,90
SWEDEN	5.333.082	3.259.146	-38,89	13.868.233	9.993.586	-27,94
FINLAND	1.652.261	1.607.186	-2,73	5.328.807	6.095.341	14,38
IRELAND	4.655.101	3.389.145	-27,20	10.259.458	8.856.887	-13,67
ITALY	17.197.470	13.908.599	-19,12	38.202.132	35.848.597	-6,16
SPAIN	25.552.172	18.313.400	-28,33	51.976.846	42.792.962	-17,67
PORTUGAL	3.010.466	3.808.557	26,51	4.404.385	5.525.774	25,46
ICELAND	164.633	88.590	-46,19	328.913	227.729	-30,76
GREECE	4.193.923	3.376.716	-19,49	8.878.276	8.249.450	-7,08
VATICAN CITY STATE (HOLY SEE)	775	0	-100,00	150	0	-100,00
ANDORRA	0	6.263	--	0	22.630	--
DEMOCRATIC REPUBLIC OF THE CONGO	232.637	117.790	-49,37	235.845	116.015	-50,81
HUNGARY	376.838	303.635	-19,43	813.197	576.917	-29,06
POLAND	1.088.768	1.271.419	16,78	2.140.173	3.061.047	43,03
ROMANIA	174.361	385.861	121,30	301.124	592.694	96,83
BULGARIA	275.041	365.738	32,98	450.269	736.805	63,64
YUGOSLAVIA	37.490	75.158	100,47	62.407	152.945	145,08
ALBANIA	6.237	23.569	277,89	3.550	84.585	2.282,68
ARMENIA	19.981	279.316	1.297,91	22.837	371.602	1.527,19
AZERBAIJAN	164	11.385	6.842,07	1.645	47.517	2.788,57
BELARUS	936	2.844	203,85	3.300	26.547	704,45
KAZAKHSTAN	5.410	404	-92,53	17.740	2.349	-86,76
UKRAINE	572.696	455.610	-20,44	1.250.280	1.230.914	-1,55
UZBEKISTAN	1.192	0	-100,00	6.830	0	-100,00
LITHUANIA	71.269	169.356	137,63	200.030	593.977	196,94
LATVIA	337.850	786.120	132,68	807.712	1.516.213	87,72
ESTONIA	221.919	307.113	38,39	485.796	1.376.688	183,39
GEORGIA	21.447	60.879	183,86	65.562	158.000	140,99
CROATIA	647.392	619.292	-4,34	1.156.584	1.072.843	-7,24
BOSNIA AND HERZEGOVINA	3.527	2.164	-38,64	8.913	6.754	-24,22
MALTA	198.823	163.504	-17,76	504.560	415.752	-17,60
SLOVAKIA	182.382	141.180	-22,59	164.950	258.040	56,44
SLOVENIA	477.597	444.923	-6,84	842.050	1.203.027	42,87
CZECH REPUBLIC	460.051	629.262	36,78	1.738.941	2.044.354	17,56
SOUTH GEORGIA AND THE SOUTH SA	0	488	--	0	417	--

TABEL 5. PERKEMBANGAN EKSPOR INDONESIA MENURUT KOMODITI DAN NEGARA TUJUAN

JENIS BARANG	BERAT BERSIH (KG)		PERUB %	NILAI FOB (US \$)		PERUB %
	JAN-NOV 2007	JAN-NOV 2008		JAN-NOV 2007	JAN-NOV 2008	
(1)	(2)	(3)	(4)	(5)	(6)	(7)
REP. OF MACEDONIA	1.599	0	-100,00	4.010	0	-100,00
RUSSIA FEDERATION	639.302	958.135	49,87	1.516.632	2.676.120	76,45
-AN ORGANIK	1.420.227.283	4.176.986.438	194,11	388.562.864	714.452.278	83,87
JAPAN	154.381.692	244.668.811	58,48	46.507.637	90.390.566	94,36
HONG KONG	609.775	354.011	-41,94	128.289	185.079	44,27
KOREA, DEMOCRATIC PEOPLE'S REPUBU	0	7.941.850	--	0	5.281.330	--
KOREA, REPUBLIC OF	238.963.916	356.980.770	49,39	63.961.876	122.575.809	91,64
TAIWAN	306.782.802	380.310.671	23,97	81.888.326	144.595.041	76,58
CHINA	72.079.031	2.535.927.828	3.418,26	23.884.298	101.056.844	323,11
PAPUA NEW GUINEA	72.080	165.999	130,30	34.919	37.853	8,40
THAILAND	107.317.259	132.874.186	23,81	28.216.715	50.814.235	80,09
SINGAPORE	37.779.528	35.315.020	-6,52	12.673.334	13.274.386	4,74
PHILIPPINES	77.470.743	72.606.299	-6,28	18.973.632	27.567.988	45,30
MALAYSIA	88.019.611	77.886.696	-11,51	25.565.407	34.622.826	35,43
MYANMAR (FORM. BURMA)	672.000	300.200	-55,33	283.102	111.699	-60,54
CAMBODIA	50	0	-100,00	1.140	0	-100,00
BRUNEI DARUSSALAM	5.949.050	8.469.200	42,36	1.029.452	1.890.631	83,65
NEPAL	20.000	0	-100,00	8.730	0	-100,00
VIET NAM	36.217.892	53.000.175	46,34	11.932.181	23.868.741	100,04
MALDIVES	18.977	6.506	-65,72	6.908	5.625	-18,57
INDIA	145.067.331	61.232.971	-57,79	38.785.339	23.204.967	-40,17
PAKISTAN	4.000.811	4.100.525	2,49	1.195.387	1.432.153	19,81
BANGLADESH	11.296.835	13.075.942	15,75	2.040.799	2.632.191	28,98
SRI LANKA	7.067.634	7.860.547	11,22	1.625.936	1.812.453	11,47
IRAN (ISLAMIC REPUBLIC OF)	200.000	100.000	-50,00	182.000	114.000	-37,36
SAUDI ARABIA	1.035.994	480.040	-53,66	678.527	666.618	-1,76
KUWAIT	23.408	0	-100,00	56.302	0	-100,00
JORDAN	20.000	0	-100,00	9.750	0	-100,00
OMAN	6	0	-100,00	1.400	0	-100,00
TURKEY	286.107	1.817.027	535,09	107.550	535.839	398,22
UNITED ARAB EMIRATES	771.973	1.186.223	53,66	149.680	1.899.385	1.168,96
QATAR	19.390	21.900	12,94	8.450	8.450	0,00
BAHRAIN	31.940	1.589.400	4.876,21	37.900	1.907.808	4.933,79
EGYPT	2.005.080	2.146.140	7,04	242.694	429.411	76,94
SUDAN	193.056	107.250	-44,45	35.912	24.668	-31,31
TANZANIA, UNITED REPUBLIC OF	4.751.116	12.625.000	165,73	418.690	1.685.145	302,48
MADAGASCAR	638.000	476.300	-25,34	82.572	105.133	27,32
KENYA	4.909.000	5.230.000	6,54	433.440	648.602	49,64
GUINEA	72.000	0	-100,00	31.680	0	-100,00
NIGERIA	200.368	885.051	341,71	223.575	1.033.968	362,47
BENIN	448	0	-100,00	300	0	-100,00
SOUTH AFRICA	576.697	766.510	32,91	373.290	424.454	13,71
MAURITIUS	4.011.231	2.238.264	-44,20	440.967	335.284	-23,97
AUSTRALIA	54.114.921	103.512.379	91,28	13.087.692	37.491.562	186,46
NEW ZEALAND	899.757	2.200.902	144,61	766.457	2.587.710	237,62
NEW CALEDONIA	0	410	--	0	1.950	--
FIJI	1.000	2.025.000	202.400,00	9.300	394.875	4.145,97
EAST TIMOR	20	15.270	76.250,00	8	9.485	118.462,50
UNITED STATES	19.219.475	21.537.051	12,06	2.631.191	7.280.046	176,68
CANADA	224.748	351.122	56,23	119.856	327.872	173,55
MEXICO	40.000	20.000	-50,00	13.000	38.000	192,31
CHILE	0	18.648.978	--	0	4.941.979	--
BRAZIL	1	20.000	1.999.900,00	2	38.000	1.899.900,00
HAITI	1.396	0	-100,00	5.573	0	-100,00
NETHERLANDS ANTILLES	0	72	--	0	183	--
UNITED KINGDOM	720.172	903.233	25,42	245.137	854.959	248,77
NETHERLANDS	662.105	238.227	-64,02	145.977	246.772	69,05
FRANCE	689.132	584.041	-15,25	268.770	599.394	123,01
GERMANY, FED. REP. OF	1.519.734	341.419	-77,53	1.107.135	327.600	-70,41
AUSTRIA	1.000	21	-97,90	500	300	-40,00
BELGIUM	699.505	479.123	-31,51	249.349	520.392	108,70
SWITZERLAND	1	1	0,00	16	19	18,75
DENMARK	40.000	120.000	200,00	14.000	125.100	793,57
NORWAY	25.481.610	0	-100,00	6.328.727	0	-100,00
SWEDEN	124.779	40.000	-67,94	79.466	43.000	-45,89
FINLAND	340.106	376.912	10,82	133.689	459.216	243,50
IRELAND	0	60.000	--	0	67.400	--
ITALY	1.201.165	1.094.000	-8,92	652.064	1.016.452	55,88
SPAIN	492.547	552.000	12,07	187.339	628.685	235,59
PORTUGAL	44.000	0	-100,00	15.708	0	-100,00
GREECE	9.140	0	-100,00	182.001	0	-100,00
DEMOCRATIC REPUBLIC OF THE CONGC	40.000	0	-100,00	16.990	0	-100,00
POLAND	88.000	483.000	448,86	30.404	504.345	1.558,81
BULGARIA	0	20.000	--	0	9.600	--
KAZAKHSTAN	0	15.960	--	0	16.000	--
UKRAINE	4	0	-100,00	5	0	-100,00
LITHUANIA	40.000	80.000	100,00	13.740	91.600	566,67
GEORGIA	0	400.000	--	0	456.000	--
SLOVAKIA	0	120.000	--	0	194.040	--
SLOVENIA	0	5	--	0	560	--

TABEL 5. PERKEMBANGAN EKSPOR INDONESIA MENURUT KOMODITI DAN NEGARA TUJUAN

JENIS BARANG	BERAT BERSIH (KG)		PERUB %	NILAI FOB (US \$)		PERUB %	
	JAN-NOV 2007	JAN-NOV 2008		JAN-NOV 2007	JAN-NOV 2008		
	(1)	(2)	(3)	(4)	(5)	(6)	(7)
CZECH REPUBLIC		134	0	-100,00	682	0	-100,00
-ORGANIK	3.132.577.739	2.100.784.511	-32,94	2.447.299.110	1.748.199.482		-28,57
JAPAN	331.108.689	271.280.011	-18,07	156.427.034	157.829.618		0,90
HONG KONG	17.185.396	17.687.977	2,92	27.365.085	27.278.981		-0,31
KOREA, DEMOCRATIC PEOPLE'S REPUB	0	468.108	--	0	641.398		--
KOREA, REPUBLIC OF	204.891.028	145.904.818	-28,79	145.961.922	106.407.606		-27,10
TAIWAN	183.726.831	232.724.656	26,67	156.981.435	62.566.423		-60,14
CHINA	849.541.446	355.386.871	-58,17	537.357.979	307.924.719		-42,70
MONGOLIA	0	28	--	0	210		--
MACAU	9	31.658	351.655,56	360	3.740		938,89
PAPUA NEW GUINEA	41.069	35.138	-14,44	51.328	39.755		-22,55
THAILAND	332.032.219	205.203.184	-38,20	328.615.282	156.430.872		-52,40
SINGAPORE	221.669.113	57.228.227	-74,18	213.800.427	63.290.785		-70,40
PHILIPPINES	32.607.775	58.411.531	79,13	21.716.166	39.653.069		82,60
MALAYSIA	368.549.383	315.860.384	-14,30	236.542.991	216.631.857		-8,42
MYANMAR (FORM. BURMA)	1.376.099	644.856	-53,14	1.071.043	737.595		-31,13
CAMBODIA	2.394.070	1.735.106	-27,52	2.895.627	2.346.368		-18,97
BRUNEI DARUSSALAM	37.995	61.129	60,89	44.656	128.032		186,71
LAO PEOPLE'S DEMOCRATIC REPUBLIC	690	0	-100,00	495	0		-100,00
NEPAL	45.000	114.517	154,48	41.900	126.279		201,38
VIET NAM	79.671.712	62.664.926	-21,35	72.944.654	67.939.058		-6,86
MALDIVES	2.934	4.967	69,29	4.755	5.378		13,10
INDIA	102.506.920	46.014.098	-55,11	96.413.188	55.413.958		-42,52
PAKISTAN	14.802.718	8.037.723	-45,70	18.874.327	11.216.248		-40,57
BANGLADESH	3.243.825	5.288.250	63,03	3.318.272	6.120.682		84,45
SRI LANKA	2.501.612	3.970.012	58,70	3.149.564	5.469.997		73,67
IRAN (ISLAMIC REPUBLIC OF)	7.036.300	4.116.309	-41,50	8.381.534	5.957.934		-28,92
SAUDI ARABIA	14.803.873	5.997.679	-59,49	16.639.120	7.227.463		-56,56
ISRAEL	0	1.140.867	--	0	1.860.713		--
KUWAIT	183.244	30.014	-83,62	329.769	140.375		-57,43
JORDAN	853.268	690.558	-19,07	616.840	917.152		48,69
LEBANON	105.000	105.000	0,00	157.400	198.156		25,89
YEMEN	1.136	3.854	239,26	657	2.865		336,07
OMAN	11.513	19.660	70,76	49.168	51.698		5,15
SYRIA ARAB REPUBLIC	549.546	815.022	48,31	561.589	667.759		18,91
TURKEY	38.814.069	11.950.216	-69,21	36.230.137	17.393.026		-51,99
UNITED ARAB EMIRATES	11.213.140	7.299.134	-34,91	6.975.918	10.757.514		54,21
QATAR	5.241.008	16.048	-99,69	5.671.551	52.944		-99,07
CYPRUS	17.500	34.999	99,99	25.117	53.816		114,26
EGYPT	1.956.120	5.269.621	169,39	2.068.297	5.086.187		145,91
LIBYAN ARAB JAMAHIRIYA	20.794	3.534	-83,00	31.354	18.655		-40,50
MOROCCO	341.599	43.200	-87,35	411.830	22.832		-94,46
TUNISIA	20.000	84.600	323,00	21.900	113.132		416,58
ALGERIA	118.900	3.792.300	3.089,49	151.896	2.434.919		1.503,02
SUDAN	187.812	724.754	285,89	138.664	1.230.731		787,56
ETHIOPIA	0	20.000	--	0	13.000		--
TANZANIA, UNITED REPUBLIC OF	824.875	766.700	-7,05	581.601	933.214		60,46
MADAGASCAR	106.154	230.947	117,56	139.943	390.099		178,76
KENYA	517.266	498.096	-3,71	380.014	746.506		96,44
MOZAMBIQUE	20.000	100.000	400,00	13.800	160.400		1.062,32
TOGO	20.000	21.600	8,00	21.900	11.872		-45,79
GHANA	432.720	688.890	59,20	298.389	626.601		109,99
LIBERIA	0	23.392	--	0	34.929		--
GUINEA	1	0	-100,00	10	0		-100,00
ANGOLA	475.200	3.240.000	581,82	266.112	1.976.400		642,69
CAMEROON	125.200	184.800	47,60	88.900	211.124		137,48
NIGERIA	15.609.390	20.204.047	29,44	9.072.067	21.285.694		134,63
SIERRA LEONE	106.142	338.356	218,78	130.556	507.782		288,94
COTE D'IVOIRE	208.900	1.225.851	486,81	138.591	1.424.537		927,87
SENEGAL	23.841	0	-100,00	40.328	0		-100,00
BENIN	35.252	100.485	185,05	85.967	83.175		-3,25
DJIBOUTI	108.000	60.900	-43,61	68.400	59.291		-13,32
SWAZILAND	2.100	626	-70,19	152.483	71.030		-53,42
SOUTH AFRICA	5.056.928	5.053.614	-0,07	5.442.421	6.789.212		24,75
ZAMBIA	320.000	0	-100,00	187.900	0		-100,00
MALAWI	342.000	825.500	141,37	247.050	1.132.845		358,55
MAURITIUS	173.622	105.036	-39,50	190.736	120.086		-37,04
AUSTRALIA	21.041.472	21.884.492	4,01	23.223.194	34.897.002		50,27
NEW ZEALAND	2.999.473	3.330.355	11,03	3.154.946	4.419.386		40,08
GUAM	0	31.236	--	0	47.963		--
NEW CALEDONIA	1.149	32	-97,21	1.370	144		-89,49
VANUATU	0	873	--	0	1.443		--
AMERICAN SAMOA	1.130	0	-100,00	5.041	0		-100,00
FIJI	1.284	165	-87,15	4.502	320		-92,89
SOLOMON ISLANDS	6.308	7.098	12,52	38.857	16.432		-57,71
TONGA	0	34	--	0	27		--
EAST TIMOR	113.309	39.747	-64,92	249.115	16.949		-93,20
UNITED STATES	47.422.369	44.969.927	-5,17	52.447.442	71.468.872		36,27
CANADA	2.746.756	5.356.587	95,02	3.210.198	7.741.013		141,14
MEXICO	1.311.840	898.699	-31,49	2.739.309	1.928.378		-29,60

TABEL 5. PERKEMBANGAN EKSPOR INDONESIA MENURUT KOMODITI DAN NEGARA TUJUAN

JENIS BARANG	BERAT BERSIH (KG)		PERUB %	NILAI FOB (US \$)		PERUB %
	JAN-NOV 2007	JAN-NOV 2008		JAN-NOV 2007	JAN-NOV 2008	
(1)	(2)	(3)	(4)	(5)	(6)	(7)
GUATEMALA	177.399	196.100	10,54	186.912	118.889	-36,39
PANAMA	0	22.000	--	0	46.570	--
CHILE	1.652.949	871.849	-47,25	1.620.269	638.712	-60,58
VENEZUELA	624.799	149.131	-76,13	791.177	254.948	-67,78
ARGENTINA	2.085.069	1.816.638	-12,87	2.304.405	2.274.786	-1,29
BRAZIL	4.400.576	4.504.039	2,35	5.000.978	7.270.437	45,38
COLOMBIA	2.123.467	1.197.185	-43,62	2.680.661	2.096.042	-21,81
BOLIVIA	0	39.000	--	0	112.575	--
URUGUAY	108.250	68.300	-36,91	572.064	807.843	41,22
PARAGUAY	81.600	86.400	5,88	46.046	48.325	4,95
ECUADOR	35.000	108.000	208,57	44.680	117.900	163,88
PERU	1.147.800	632.420	-44,90	1.394.848	727.518	-47,84
TRINIDAD AND TOBAGO	0	174	--	0	1.375	--
JAMAICA	25.975	14.837	-42,88	23.366	23.902	2,29
PUERTO RICO	21.500	0	-100,00	79.462	0	-100,00
DOMINICAN REPUBLIC	122.499	38.000	-68,98	152.373	46.608	-69,41
EL SALVADOR	1.000	22.300	2.130,00	6.183	50.706	720,09
COSTA RICA	87.506	600	-99,31	117.589	4.288	-96,35
DOMINICA	21.600	21.600	0,00	9.878	11.818	19,64
GRENADA	42.000	84.000	100,00	44.124	90.750	105,67
UNITED KINGDOM	10.935.789	6.734.322	-38,42	12.764.060	10.859.919	-14,92
NETHERLANDS	31.251.363	49.114.820	57,16	37.799.199	68.530.018	81,30
FRANCE	3.052.354	1.598.451	-47,63	4.445.641	2.965.925	-33,28
GERMANY, FED. REP. OF	16.443.349	14.245.033	-13,37	24.525.606	27.735.428	13,09
AUSTRIA	0	332	--	0	16.504	--
BELGIUM	57.564.852	29.795.912	-48,24	71.530.695	53.209.750	-25,61
SWITZERLAND	316.100	235.910	-25,37	815.460	677.331	-16,94
DENMARK	678.000	1.772.121	161,37	623.114	1.516.878	143,44
NORWAY	194.830	782.144	301,45	208.803	915.692	338,54
SWEDEN	1.664.000	1.176.539	-29,29	2.090.275	1.748.512	-16,35
FINLAND	1.699.856	2.205.500	29,75	2.267.500	3.074.350	35,58
IRELAND	141.939	196.427	38,39	1.384.871	813.887	-41,23
ITALY	25.564.180	5.932.637	-76,79	24.243.795	9.024.665	-62,78
SPAIN	20.180.616	10.721.870	-46,87	21.144.034	15.735.000	-25,58
PORTUGAL	1.086.343	487.997	-55,08	1.135.667	737.352	-35,07
GREECE	699.244	2.649.058	278,85	735.580	3.240.642	340,56
DEMOCRATIC REPUBLIC OF THE CONGC	435.563	342.026	-21,47	625.772	515.324	-17,65
HUNGARY	129.948	44.100	-66,06	299.421	116.793	-60,99
POLAND	4.617.499	6.417.999	38,99	5.383.259	9.350.421	73,69
ROMANIA	140.000	182.096	30,07	192.519	272.851	41,73
BULGARIA	434.924	311.506	-28,38	531.953	513.969	-3,38
YUGOSLAVIA	0	21.600	--	0	12.312	--
BELARUS	0	39.960	--	0	22.378	--
TAJKISTAN	0	10.000	--	0	23.700	--
TURKMENISTAN	0	50.750	--	0	242.278	--
UKRAINE	605.967	1.466.400	141,99	817.857	2.688.301	228,70
LITHUANIA	434.980	1.126.478	158,97	645.030	2.012.252	211,96
LATVIA	122.500	35.000	-71,43	176.993	57.560	-67,48
ESTONIA	325.996	588.396	80,49	269.419	683.843	153,82
CROATIA	35.003	614	-98,25	44.127	1.500	-96,60
SLOVENIA	1.001.995	1.024.996	2,30	1.320.777	1.584.582	19,97
CZECH REPUBLIC	1.537.500	194.100	-87,38	1.712.918	289.233	-83,11
RUSSIA FEDERATION	8.960.024	10.303.215	14,99	9.827.377	14.760.115	50,19
-LAINNYA	941.300.135	199.746.964	-78,78	427.140.060	167.634.145	-60,75
JAPAN	67.511.141	9.038.357	-86,61	38.555.518	8.183.223	-78,78
HONG KONG	135.837	347.429	155,77	238.665	491.505	105,94
KOREA, REPUBLIC OF	142.319.502	60.836.882	-57,25	90.625.380	53.338.663	-41,14
TAIWAN	48.963.191	438.868	-99,10	24.033.104	677.491	-97,18
CHINA	66.185.493	809.426	-98,78	35.071.945	1.026.738	-97,07
PAPUA NEW GUINEA	1	528	52.700,00	7	756	10.700,00
THAILAND	40.909.629	58.405.682	42,77	25.250.415	55.465.323	119,66
SINGAPORE	546.994.931	40.939.494	-92,52	201.098.977	26.087.818	-87,03
PHILIPPINES	1.149.913	943.539	-17,95	1.271.871	1.158.062	-8,95
MALAYSIA	25.923.659	22.503.311	-13,19	9.386.597	16.411.575	74,84
MYANMAR (FORM. BURMA)	619.662	0	-100,00	609.403	0	-100,00
CAMBODIA	317	0	-100,00	2.507	0	-100,00
BRUNEI DARUSSALAM	16.541	17.014	2,86	17.041	18.440	8,21
VIET NAM	97.680	46.679	-52,21	144.547	142.952	-1,10
MALDIVES	251	311	23,90	154	239	55,19
INDIA	2.684	3.796	41,43	8.528	14.580	70,97
PAKISTAN	8.238	21.498	160,96	27.775	25.497	-8,20
BANGLADESH	49.360	47.999	-2,76	84.125	80.840	-3,90
SRI LANKA	16.315	12.634	-22,56	40.595	30.146	-25,74
JORDAN	24.000	24.000	0,00	56.120	50.000	-10,91
LEBANON	0	44.209	--	0	74.651	--
YEMEN	0	169	--	0	351	--
SYRIA ARAB REPUBLIC	1.720	0	-100,00	34	0	-100,00
TURKEY	0	14.136	--	0	19.543	--
UNITED ARAB EMIRATES	29.486	288	-99,02	45.601	1.073	-97,65
SUDAN	72.267	0	-100,00	122.326	0	-100,00

TABEL 5. PERKEMBANGAN EKSPOR INDONESIA MENURUT KOMODITI DAN NEGARA TUJUAN

JENIS BARANG	BERAT BERSIH (KG)		PERUB	NILAI FOB (US \$)		PERUB
	JAN-NOV 2007	JAN-NOV 2008	%	JAN-NOV 2007	JAN-NOV 2008	%
	(1)	(2)	(3)	(4)	(5)	(6)
MADAGASCAR	72	0	-100,00	19	0	-100,00
SOUTH AFRICA	28	0	-100,00	23	0	-100,00
MAURITIUS	0	743	--	0	1.560	--
AUSTRALIA	91.112	232.517	155,20	155.080	314.499	102,80
NEW ZEALAND	84.820	2.862	-96,63	109.146	9.646	-91,16
FIJI	364	379	4,12	1.523	1.606	5,45
UNITED STATES	69.590	5.010.734	7.100,36	156.162	3.980.107	2.448,70
CANADA	0	28	--	0	91	--
UNITED KINGDOM	1.402	3.022	115,55	3.325	4.225	27,07
NETHERLANDS	16	11	-31,25	1.518	10	-99,34
FRANCE	1	11	1.000,00	2	70	3.400,00
GERMANY, FED. REP. OF	20.013	403	-97,99	21.962	22.535	2,61
DENMARK	899	0	-100,00	65	0	-100,00
ITALY	0	5	--	0	330	--
PUPUK	627.019.188	269.584.847	-57,01	184.081.278	161.254.860	-12,40
JAPAN	33.136.188	37.034.010	11,76	4.304.120	5.785.497	34,42
HONG KONG	361	582	61,22	613	2.796	356,12
KOREA, REPUBLIC OF	969.889	1.054.170	8,69	124.311	114.153	-8,17
TAIWAN	856.451	1.070.313	24,97	131.632	205.830	56,37
CHINA	165.107	108.758	-34,13	46.498	80.260	72,61
THAILAND	78.097.197	33.519.905	-57,08	22.924.692	24.128.989	5,25
SINGAPORE	764.997	941.780	23,11	557.153	805.980	44,66
PHILIPPINES	138.099.053	20.480.615	-85,17	41.798.523	10.744.240	-74,30
MALAYSIA	146.317.598	31.532.057	-78,45	52.126.488	23.316.940	-55,27
MYANMAR (FORM. BURMA)	0	1.057.226	--	0	512.931	--
CAMBODIA	0	309.670	--	0	21.918	--
BRUNEI DARUSSALAM	1.000	60.631	5.963,10	3.630	3.028	-16,58
LAO PEOPLE'S DEMOCRATIC REPUBLIC	516	0	-100,00	370	0	-100,00
VIET NAM	2.660.437	5.511.399	107,16	320.701	2.326.578	625,47
MALDIVES	176	5.428	2.984,09	232	4.132	1.681,03
INDIA	145.136.039	78.351.669	-46,02	39.074.957	60.311.613	54,35
PAKISTAN	500.000	0	-100,00	187.500	0	-100,00
BANGLADESH	10.000.000	3.039.922	-69,60	2.510.000	1.000.720	-60,13
SRI LANKA	34.430.000	0	-100,00	10.007.310	0	-100,00
JORDAN	44.000	66.000	50,00	14.960	47.520	217,65
OMAN	88.000	379.500	331,25	13.200	58.920	346,36
TURKEY	440.000	0	-100,00	127.600	0	-100,00
UNITED ARAB EMIRATES	300.000	285.799	-4,73	75.000	45.820	-38,91
EGYPT	0	60.000	--	0	39.855	--
MADAGASCAR	0	1.786.647	--	0	1.010.584	--
KENYA	1.754.121	1.984.737	13,15	479.480	1.585.950	230,76
SOUTH AFRICA	40.000	39.600	-1,00	16.000	20.800	30,00
AUSTRALIA	4.218.525	9.198.287	118,05	919.190	3.524.692	283,46
NEW ZEALAND	220.000	2.003.833	810,83	35.596	665.777	1.770,37
EAST TIMOR	0	441	--	0	479	--
UNITED STATES	614.657	21.825.206	3.450,79	637.814	11.307.293	1.672,82
CHILE	27.500.000	0	-100,00	6.985.000	0	-100,00
BRAZIL	107.730	107.730	0,00	338.511	410.153	21,16
COLOMBIA	0	15.828.084	--	0	12.504.186	--
PERU	0	38.931	--	0	6.229	--
GUYANA	40.000	0	-100,00	16.000	0	-100,00
NETHERLANDS	63.122	20.000	-68,32	26.776	10.905	-59,27
FRANCE	154.000	682.000	342,86	20.020	161.964	709,01
BELGIUM	40.000	0	-100,00	117.200	0	-100,00
SWITZERLAND	24	0	-100,00	1	0	-100,00
SWEDEN	0	20.000	--	0	770	--
IRELAND	220.000	352.000	60,00	33.000	117.040	254,67
SPAIN	40.000	0	-100,00	107.200	0	-100,00
GREECE	0	39.920	--	0	22.336	--
RUSSIA FEDERATION	0	787.997	--	0	347.982	--
PRODUK PHARMASI	9.741.853	11.036.296	13,29	160.468.181	189.792.928	18,27
JAPAN	162.472	181.663	11,81	10.251.878	14.007.429	36,63
HONG KONG	89.986	157.659	75,20	2.471.386	2.995.492	21,21
KOREA, REPUBLIC OF	90.390	127.915	41,51	19.482.755	27.280.912	40,03
TAIWAN	159.507	7.711	-95,17	372.270	216.349	-41,88
CHINA	49.290	94.975	92,69	2.617.431	1.190.953	-54,50
MONGOLIA	52.889	60.347	14,10	372.339	383.544	3,01
MACAU	336	1.994	493,45	10.451	67.059	541,65
PAPUA NEW GUINEA	8.706	10.290	18,19	97.544	224.625	130,28
THAILAND	659.574	1.206.237	82,88	24.079.930	17.490.426	-27,37
SINGAPORE	570.169	565.424	-0,83	6.905.304	4.968.377	-28,05
PHILIPPINES	804.540	1.715.664	113,25	12.719.060	20.146.846	58,40
MALAYSIA	1.419.768	1.448.659	2,03	3.924.030	6.829.178	74,03
MYANMAR (FORM. BURMA)	673.387	893.092	32,63	3.446.990	4.287.774	24,41
CAMBODIA	98.579	149.882	52,04	2.000.923	2.836.043	41,74
BRUNEI DARUSSALAM	20.031	27.342	36,50	73.740	90.108	22,20
LAO PEOPLE'S DEMOCRATIC REPUBLIC	1.346	814	-39,52	68.250	42.283	-38,05
NEPAL	2.428	16.681	587,03	268.096	1.301.258	385,37
VIET NAM	211.578	255.816	20,91	6.869.766	9.556.382	39,11

TABEL 5. PERKEMBANGAN EKSPOR INDONESIA MENURUT KOMODITI DAN NEGARA TUJUAN

JENIS BARANG	BERAT BERSIH (KG)		PERUB	NILAI FOB (US \$)		PERUB
	JAN-NOV 2007	JAN-NOV 2008	%	JAN-NOV 2007	JAN-NOV 2008	%
(1)	(2)	(3)	(4)	(5)	(6)	(7)
MALDIVES	30	0	-100,00	3.060	0	-100,00
INDIA	10.026	119.263	1.089,54	22.143.138	30.051.453	35,71
PAKISTAN	185.495	112.214	-39,51	744.304	758.756	1,94
BANGLADESH	43.852	42.115	-3,96	218.692	30.751	-85,94
SRI LANKA	1.852.641	473.308	-74,45	4.947.430	3.802.406	-23,14
AFGHANISTAN	5.975	67.534	1.030,28	176.693	448.719	153,95
IRAQ	4.486	0	-100,00	43.576	0	-100,00
SAUDI ARABIA	137.460	43.900	-68,06	1.182.559	1.493.509	26,29
JORDAN	3.503	8.752	149,84	291.741	49.674	-82,97
LEBANON	6.525	140	-97,85	43.327	8.050	-81,42
YEMEN	24.899	3.168	-87,28	558.841	145.544	-73,96
OMAN	19	0	-100,00	1.936	0	-100,00
SYRIA ARAB REPUBLIC	22	1.958	8.800,00	274	54.120	19.651,82
TURKEY	6.486	0	-100,00	1.150.000	0	-100,00
UNITED ARAB EMIRATES	12.955	15.494	19,60	126.883	141.594	11,59
BAHRAIN	438	605	38,13	4.076	12.192	199,12
EGYPT	4.178	5	-99,88	90.144	4	-100,00
LIBYAN ARAB JAMAHIRIYA	147	6.758	4.497,28	22.800	59.076	159,11
MOROCCO	1.480	592	-60,00	149.680	30.800	-79,42
ALGERIA	3.673	3.165	-13,83	847.440	822.896	-2,90
SUDAN	1	9.530	952.900,00	9	39.193	435.377,78
ERITREA	592	0	-100,00	30.000	0	-100,00
LESOTHO	167	0	-100,00	17.213	0	-100,00
ETHIOPIA	29	12.143	41.772,41	1.024	631.631	61.582,71
TANZANIA, UNITED REPUBLIC OF	966	7.076	632,51	11.032	10.807	-2,04
KENYA	3.294	8.436	156,10	303.615	486.259	60,16
EQUATORIAL GUINEA	13.169	14.505	10,15	167.003	170.403	2,04
TOGO	123.651	173.675	40,46	1.429.193	1.406.538	-1,59
GHANA	104.075	36.127	-65,29	1.190.868	558.829	-53,07
LIBERIA	2.649	750	-71,69	157.650	39.039	-75,24
GUINEA	1.433	2.658	85,48	141.475	49.108	-65,29
CAMEROON	1.127	4.109	264,60	57.105	641.089	1.022,65
NIGERIA	1.608.339	1.134.607	-29,45	13.717.656	12.722.151	-7,26
GABON	18.548	36.744	98,10	241.264	418.815	73,59
COTE D'IVOIRE	21.296	11.717	-44,98	287.923	138.808	-51,79
SENEGAL	1.205	12.889	969,63	61.050	174.902	186,49
MAURITANIA	568	602	5,99	58.752	43.506	-25,95
MALI	1.042	6.289	503,55	31.245	327.173	947,12
BENIN	10.716	53.557	399,79	51.808	649.542	1.153,75
GUINEA BISSAU	126	0	-100,00	8.793	0	-100,00
GAMBIA	0	55	--	0	5.772	--
SEYCHELLES	0	2.052	--	0	4.779	--
UGANDA	0	6.691	--	0	369.509	--
CENTRAL AFRICAN REPUBLIC	518	296	-42,86	51.210	15.400	-69,93
NIGER	4.661	3.317	-28,84	342.750	249.098	-27,32
CHAD	1.398	13.748	883,40	144.585	10.275	-92,89
DJIBOUTI	104	3.205	2.981,73	10.710	15.644	46,07
SAO TOME AND PRINCIPE	31	49	58,06	3.167	4.121	30,12
SOUTH AFRICA	18.983	11.791	-37,89	374.690	274.096	-26,85
ZIMBABWE	4.619	5.013	8,53	412.942	297.800	-27,88
ZAMBIA	2.107	1.940	-7,93	106.725	100.948	-5,41
MALAWI	0	7.431	--	0	480.172	--
BURUNDI	2.146	4.562	112,58	108.750	327.350	201,01
MAURITIUS	1.685	4.199	149,20	22.954	33.314	45,13
AUSTRALIA	30.944	509.445	1.546,35	4.645.287	9.650.893	107,76
NEW ZEALAND	0	101.161	--	0	1.061.153	--
AMERICAN SAMOA	6.093	0	-100,00	10.032	0	-100,00
COOK ISLANDS	0	7.493	--	0	9.368	--
FIJI	1.579	1.501	-4,94	13.087	9.763	-25,40
KIRIBATI	0	158	--	0	492	--
SAMOA	245	5.297	2.062,04	14.524	7.930	-45,40
SOLOMON ISLANDS	134	0	-100,00	10.883	0	-100,00
TONGA	0	1.663	--	0	4.540	--
EAST TIMOR	0	336.390	--	0	317.233	--
UNITED STATES	242.762	319.127	31,46	264.104	207.128	-21,57
CANADA	49.439	7.502	-84,83	43.211	20.000	-53,72
MEXICO	182	2.187	1.101,65	580.725	777.688	33,92
PANAMA	552	0	-100,00	38.714	0	-100,00
SURINAME	7.484	6.841	-8,59	69.368	34.837	-49,78
ARGENTINA	0	4	--	0	2	--
BRAZIL	0	271	--	0	582	--
URUGUAY	500	0	-100,00	128.250	0	-100,00
ECUADOR	7.284	21.145	190,29	93.514	372.931	298,80
BARBADOS	0	196	--	0	303	--
CAPE VERDE	80	52	-35,00	8.262	5.460	-33,91
NETHERLANDS ANTILLES	0	1.799	--	0	5.865	--
UNITED KINGDOM	19.651	16.891	-14,05	554.400	382.886	-30,94
NETHERLANDS	8.902	9.007	1,18	454.764	268.823	-40,89
FRANCE	4.165	72.047	1.629,82	180.048	948.895	427,02
GERMANY, FED. REP. OF	10.720	56.722	429,12	4.438.944	804.052	-81,89
AUSTRIA	1.802	2.657	47,45	58.505	85.890	46,81

TABEL 5. PERKEMBANGAN EKSPOR INDONESIA MENURUT KOMODITI DAN NEGARA TUJUAN

JENIS BARANG	BERAT BERSIH (KG)		PERUB %	NILAI FOB (US \$)		PERUB %
	JAN-NOV 2007	JAN-NOV 2008		JAN-NOV 2007	JAN-NOV 2008	
	(1)	(2)	(3)	(4)	(5)	(6)
BELGIUM	6.590	84.349	1.179,95	78.125	623.951	698,66
SWITZERLAND	80	8.416	10.420,00	237	25.949	10.848,95
DENMARK	0	106	--	0	18.963	--
NORWAY	682	580	-14,96	36.960	35.909	-2,84
SWEDEN	230	3.090	1.243,48	6.718	25.091	273,49
FINLAND	120	12	-90,00	6.925	10	-99,86
ITALY	1.435	389	-72,89	85.717	65	-99,92
SPAIN	137	6	-95,62	20	1	-95,00
PORTUGAL	0	2.277	--	0	20.054	--
GREECE	0	1.717	--	0	23.951	--
DEMOCRATIC REPUBLIC OF THE CONGC	0	1.663	--	0	275.900	--
POLAND	7.020	32.192	358,58	128.343	510.068	297,43
ROMANIA	1.940	3.682	89,79	22.701	318.889	1.304,74
ALBANIA	189	0	-100,00	19.584	0	-100,00
TAJIKISTAN	186	180	-3,23	11.174	8.701	-22,13
TURKMENISTAN	397	740	86,40	41.004	78.000	90,23
UZBEKISTAN	1.818	6.008	230,47	102.653	308.059	200,10
RUSSIA FEDERATION	0	434	--	0	22.000	--
KULIT DAN BARANG DARI KULIT	11.216.556	10.595.118	-5,54	208.325.076	211.628.214	1,59
JAPAN	228.328	429.288	88,01	6.066.434	5.628.816	-7,21
HONG KONG	1.731.540	1.943.899	12,26	29.291.032	38.083.132	30,02
KOREA, REPUBLIC OF	451.838	417.298	-7,64	4.082.725	4.658.918	14,11
TAIWAN	298.567	77.912	-73,90	4.996.277	1.255.016	-74,88
CHINA	1.628.296	2.299.531	41,22	34.331.669	40.694.595	18,53
MACAU	2.011	1.456	-27,60	74.928	59.075	-21,16
PAPUA NEW GUINEA	89	121	35,96	5.000	482	-90,36
THAILAND	597.667	514.155	-13,97	12.020.340	10.355.458	-13,85
SINGAPORE	615.754	449.219	-27,05	16.243.511	11.458.682	-29,46
PHILIPPINES	24.101	40.077	66,29	241.341	576.847	139,02
MALAYSIA	1.566.565	846.449	-45,97	26.233.186	15.762.751	-39,91
MYANMAR (FORM. BURMA)	2.615	173	-93,38	49.713	375	-99,25
CAMBODIA	19.122	0	-100,00	409.223	0	-100,00
BRUNEI DARUSSALAM	1.745	559	-67,97	976	1.634	67,42
NEPAL	15	36	140,00	1.541	4.336	181,38
VIET NAM	529.434	473.735	-10,52	8.661.183	9.984.055	15,27
MALDIVES	2.034	1.320	-35,10	20.206	25.878	28,07
INDIA	609.812	508.230	-16,66	11.868.189	9.521.551	-19,77
PAKISTAN	0	2.518	--	0	46.437	--
BANGLADESH	144.719	0	-100,00	2.716.191	0	-100,00
SRI LANKA	4.796	21.273	343,56	164.482	134.005	-18,53
IRAN (ISLAMIC REPUBLIC OF)	9.033	58.635	549,12	28.957	154.762	434,45
SAUDI ARABIA	4.579	742	-83,80	12.917	21.083	63,22
ISRAEL	0	499	--	0	1.137	--
KUWAIT	63	0	-100,00	3.150	0	-100,00
LEBANON	13	35	169,23	1.379	287	-79,19
SYRIA ARAB REPUBLIC	1.118	106	-90,52	6.535	600	-90,82
TURKEY	24.485	19.189	-21,63	31.290	29.423	-5,97
UNITED ARAB EMIRATES	28.006	6.144	-78,06	245.572	21.937	-91,07
BAHRAIN	1	0	-100,00	4	0	-100,00
CYPRUS	474	268	-43,46	382	4.433	1.060,47
EGYPT	42	972	2.214,29	111	4.213	3.695,50
MOROCCO	0	107	--	0	642	--
TUNISIA	1.272	0	-100,00	2.340	0	-100,00
NAMIBIA	12	105	775,00	34	313	820,59
ETHIOPIA	75	0	-100,00	5.650	0	-100,00
TANZANIA, UNITED REPUBLIC OF	1.041	8	-99,23	4.615	13	-99,72
KENYA	1.340	13	-99,03	3.310	24	-99,27
REUNION	149	265	77,85	567	2.194	286,95
GHANA	0	334	--	0	6.525	--
CONGO	0	1.522	--	0	33.285	--
CAMEROON	0	1.561	--	0	3.371	--
NIGERIA	0	162	--	0	4.198	--
SENEGAL	33	0	-100,00	242	0	-100,00
SEYCHELLES	3	127	4.133,33	112	283	152,68
UGANDA	3	0	-100,00	28	0	-100,00
SOUTH AFRICA	9.955	21.102	111,97	29.700	244.627	723,66
MAURITIUS	3.230	2.020	-37,46	10.728	22.388	108,69
VIRGIN ISLANDS (BRITISH)	0	34	--	0	214	--
AUSTRALIA	239.810	132.890	-44,59	1.403.632	2.047.227	45,85
NEW ZEALAND	23.299	8.502	-63,51	58.507	62.163	6,25
GUAM	44	233	429,55	348	1.572	351,72
NEW CALEDONIA	1.137	904	-20,49	2.911	2.964	1,82
NORTHERN MARIANA ISLANDS	3	0	-100,00	207	0	-100,00
SAINT VINCENT AND THE GRENADINES	75	0	-100,00	318	0	-100,00
VANUATU	5	0	-100,00	75	0	-100,00
AMERICAN SAMOA	5.498	612	-88,87	7.796	4.117	-47,19
COOK ISLANDS	1.137	0	-100,00	1.247	0	-100,00
FIJI	2.053	4.929	140,09	5.695	15.562	173,26
SAMOA	47	0	-100,00	134	0	-100,00
EAST TIMOR	0	172	--	0	175	--

TABEL 5. PERKEMBANGAN EKSPOR INDONESIA MENURUT KOMODITI DAN NEGARA TUJUAN

JENIS BARANG	BERAT BERSIH (KG)		PERUB %	NILAI FOB (US \$)		PERUB %
	JAN-NOV 2007	JAN-NOV 2008		JAN-NOV 2007	JAN-NOV 2008	
(1)	(2)	(3)	(4)	(5)	(6)	(7)
UNITED STATES	586.825	735.040	25,26	19.807.220	26.650.169	34,55
CANADA	4.616	6.345	37,46	88.469	65.636	-25,81
MEXICO	7.529	5.141	-31,72	316.867	169.139	-46,62
PANAMA	0	159	--	0	299	--
CHILE	199	302	51,76	650	989	52,15
VENEZUELA	588	146	-75,17	10.187	294	-97,11
ARGENTINA	0	101	--	0	247	--
BRAZIL	38.400	7.672	-80,02	463.707	26.322	-94,32
COLOMBIA	12	0	-100,00	47	0	-100,00
URUGUAY	629	471	-25,12	1.718	805	-53,14
ECUADOR	15	0	-100,00	88	0	-100,00
PERU	0	4	--	0	8	--
TRINIDAD AND TOBAGO	0	78	--	0	389	--
JAMAICA	244	999	309,43	1.210	2.382	96,86
PUERTO RICO	603	1.657	174,79	6.317	8.563	35,55
BELIZE	1.630	2.743	68,28	3.969	8.014	101,91
DOMINICAN REPUBLIC	8.660	1.970	-77,25	15.662	3.533	-77,44
COSTA RICA	207	166	-19,81	336	336	-46,67
BARBADOS	0	41	--	0	71	--
ANGUILLA	10	0	-100,00	119	0	-100,00
BERMUDA	0	166	--	0	790	--
FRENCH POLYNESIA	1.801	3.147	74,74	5.597	4.771	-14,76
MARTINIQUE	80	175	118,75	495	1.634	230,10
NETHERLANDS ANTILLES	534	1.882	252,43	7.309	4.813	-34,15
SAINT LUCIA	31	0	-100,00	1.099	0	-100,00
GUADELOUPE	462	0	-100,00	2.314	0	-100,00
UNITED KINGDOM	21.813	33.636	54,20	663.254	790.915	19,25
NETHERLANDS	140.066	118.966	-15,06	1.612.755	1.072.080	-33,52
FRANCE	39.698	26.482	-33,29	693.971	524.383	-24,44
GERMANY, FED. REP. OF	177.122	194.982	10,08	4.066.534	6.638.801	63,25
AUSTRIA	1.186	3.239	173,10	19.644	110.935	464,73
BELGIUM	3.882	6.311	62,57	38.190	19.213	-49,69
SWITZERLAND	8.930	1.921	-78,49	95.653	35.660	-62,72
DENMARK	5.187	2.009	-61,27	43.027	40.809	-5,15
NORWAY	299	1.665	456,86	3.732	23.030	517,10
SWEDEN	6.454	4.725	-26,79	127.176	183.435	44,24
FINLAND	156	77	-50,64	780	865	10,90
IRELAND	2.262	340	-84,97	21.812	453	-97,92
ITALY	544.909	598.530	9,84	13.212.141	18.253.252	38,16
SPAIN	772.779	514.568	-33,41	7.278.330	5.467.586	-24,88
PORTUGAL	6.959	7.112	2,20	187.239	253.474	35,37
GREECE	6.846	8.285	21,02	24.120	95.363	295,37
HUNGARY	825	2.803	239,76	3.981	6.659	67,27
POLAND	5.394	4.420	-18,06	147.315	189.107	28,37
BULGARIA	527	4.787	808,35	1.191	8.418	606,80
YUGOSLAVIA	29	97	234,48	360	1.180	227,78
LATVIA	230	0	-100,00	405	0	-100,00
CROATIA	466	271	-41,85	1.019	1.253	22,96
MALTA	149	935	527,52	400	2.536	534,00
SLOVAKIA	100	312	212,00	1.001	15.060	1.404,50
SLOVENIA	0	2	--	0	30	--
CZECH REPUBLIC	130	784	503,08	732	2.611	256,69
RUSSIA FEDERATION	0	13	--	0	127	--
KACA DAN BARANG DARI KACA	724.428.763	721.346.953	-0,43	393.648.707	408.611.174	3,80
JAPAN	78.519.416	75.964.991	-3,25	70.198.754	63.013.253	-10,24
HONG KONG	2.184.480	1.843.260	-15,62	4.464.996	2.203.632	-50,65
KOREA, DEMOCRATIC PEOPLE'S REPUB	17.379	0	-100,00	9.056	0	-100,00
KOREA, REPUBLIC OF	30.264.206	55.066.023	81,95	11.136.161	19.516.238	75,25
TAIWAN	12.736.754	7.851.489	-38,36	5.329.997	4.209.646	-21,02
CHINA	15.772.774	10.515.644	-33,33	12.748.795	8.518.856	-33,18
MONGOLIA	0	7.731	--	0	6.750	--
MACAU	126	196	55,56	26.063	1.011	-96,12
PAPUA NEW GUINEA	2.325.595	2.230.327	-4,10	1.202.157	1.317.721	9,61
THAILAND	42.584.493	33.310.291	-21,78	18.141.642	14.831.419	-18,25
SINGAPORE	14.124.718	15.179.334	7,47	10.078.991	9.354.107	-7,19
PHILIPPINES	32.615.049	41.441.820	27,06	16.170.193	17.741.062	9,71
MALAYSIA	71.259.829	72.122.629	1,21	25.319.907	31.554.054	24,62
MYANMAR (FORM. BURMA)	9.323.836	4.241.379	-54,51	2.937.536	2.063.253	-29,76
CAMBODIA	1.939.389	4.148.313	113,90	550.715	901.639	63,72
BRUNEI DARUSSALAM	909.887	545.466	-40,05	363.730	233.850	-35,71
LAO PEOPLE'S DEMOCRATIC REPUBLIC	7	0	-100,00	300	0	-100,00
NEPAL	71.166	40.720	-42,78	21.385	37.131	73,63
VIET NAM	17.050.338	27.688.886	62,39	9.931.120	16.513.880	66,28
MALDIVES	77.207	407.475	427,77	189.914	269.636	41,98
INDIA	40.575.201	34.856.454	-14,09	17.025.001	17.607.863	3,42
PAKISTAN	10.298.246	10.175.672	-1,19	6.807.857	7.990.098	17,37
BANGLADESH	4.407.504	4.360.676	-1,06	1.782.708	2.665.974	49,55
SRI LANKA	3.779.338	4.080.099	7,96	1.338.145	1.475.743	10,28
AFGHANISTAN	1.292.564	438.604	-66,07	968.505	287.563	-70,31
IRAQ	233.313	117.132	-49,80	108.544	83.953	-22,66

TABEL 5. PERKEMBANGAN EKSPOR INDONESIA MENURUT KOMODITI DAN NEGARA TUJUAN

JENIS BARANG	BERAT BERSIH (KG)		PERUB %	NILAI FOB (US \$)		PERUB %
	JAN-NOV 2007	JAN-NOV 2008		JAN-NOV 2007	JAN-NOV 2008	
(1)	(2)	(3)	(4)	(5)	(6)	(7)
IRAN (ISLAMIC REPUBLIC OF)	2.398.682	1.389.208	-42,08	2.051.020	1.215.478	-40,74
SAUDI ARABIA	6.349.723	3.551.184	-44,07	2.785.165	2.308.748	-17,11
ISRAEL	117	574.609	491.018,80	260	346.472	133.158,46
KUWAIT	2.281.778	1.329.123	-41,75	812.702	629.214	-22,58
JORDAN	1.529.791	2.743.302	79,33	1.125.166	2.048.871	82,09
LEBANON	925.907	4.119.955	344,96	401.920	1.555.213	286,95
YEMEN	1.423.550	1.369.004	-3,83	730.292	857.018	17,35
OMAN	92.259	240.397	160,57	59.340	169.570	185,76
SYRIA ARAB REPUBLIC	2.278.976	3.261.104	43,10	2.590.098	3.738.836	44,35
TURKEY	27.777.548	17.548.162	-36,83	10.965.804	10.894.851	-0,65
UNITED ARAB EMIRATES	20.508.501	13.045.083	-36,39	11.458.085	9.329.812	-18,57
QATAR	526.122	773.813	47,08	376.222	666.200	77,08
BAHRAIN	423.928	275.411	-35,03	136.387	109.379	-19,80
CYPRUS	294.752	109.185	-62,96	196.527	133.770	-31,93
EGYPT	10.425.921	10.935.126	4,88	5.705.846	6.217.144	8,96
LIBYAN ARAB JAMAHIRIYA	395.004	0	-100,00	136.204	0	-100,00
MOROCCO	2.989.282	340.343	-88,61	1.095.342	249.106	-77,26
TUNISIA	597.994	97.937	-83,62	392.803	58.862	-85,01
ALGERIA	2.477.229	2.674.804	7,98	1.237.109	1.422.571	14,99
SUDAN	1.210.166	1.068.584	-11,70	512.247	520.019	1,52
NAMIBIA	15.981	51.717	223,62	13.731	23.342	69,99
ETHIOPIA	236.768	226	-99,90	120.109	390	-99,68
TANZANIA, UNITED REPUBLIC OF	266.563	360.506	35,24	129.029	144.622	12,08
MADAGASCAR	458.348	1.975.904	331,09	199.143	670.431	236,66
SOMALIA	0	39.112	--	0	39.962	--
KENYA	7.097.834	5.717.476	-19,45	1.866.250	1.691.095	-9,39
REUNION	315.688	54.476	-82,74	182.680	76.117	-58,33
MOZAMBIQUE	2.097.638	103.569	-95,06	488.313	79.718	-83,67
BOTSWANA	211	0	-100,00	526	0	-100,00
EQUATORIAL GUINEA	0	62	--	0	220	--
TOGO	145.065	111.116	-23,40	61.781	94.667	53,23
GHANA	611.252	1.036.950	69,64	242.449	444.394	83,29
ANGOLA	1.098.529	688.540	-37,32	377.949	249.144	-34,08
CONGO	13.752	145	-98,95	3.342	286	-91,44
CAMEROON	391.044	243.909	-37,63	118.557	72.786	-38,61
NIGERIA	1.117.481	3.056.289	173,50	475.419	1.510.166	217,65
SIERRA LEONE	0	15	--	0	13	--
GABON	83.095	1.282	-98,46	29.798	2.116	-92,90
COTE D'IVOIRE	350.656	572.596	63,29	104.615	229.072	118,97
SENEGAL	518.550	312.597	-39,72	373.533	321.564	-13,91
BENIN	78.970	80.682	2,17	25.141	24.523	-2,46
BURKINA FASO	24.351	0	-100,00	9.094	0	-100,00
GAMBIA	59.470	2.084	-96,50	21.665	7.053	-67,45
U.S. VIRGIN ISLANDS	297	3.012	914,14	1.490	12.593	745,17
SEYCHELLES	89.691	132.780	48,04	79.041	109.102	38,03
UGANDA	334.310	20.528	-93,86	133.396	15.064	-88,71
DJIBOUTI	103.050	216.011	109,62	48.896	72.231	47,72
SAINT HELENA	37.979	0	-100,00	21.466	0	-100,00
SAO TOME AND PRINCIPE	6.631	0	-100,00	8.280	0	-100,00
SOUTH AFRICA	22.190.234	12.122.966	-45,37	9.225.541	6.213.104	-32,65
ZIMBABWE	132.763	164.166	23,65	92.301	97.948	6,12
ZAMBIA	37.768	21.087	-44,17	31.593	5.931	-81,23
MALAWI	38.700	0	-100,00	10.292	0	-100,00
BURUNDI	0	19.473	--	0	6.735	--
MAURITIUS	2.027.361	1.218.466	-39,90	704.917	519.451	-26,31
RWANDA	0	19.473	--	0	6.696	--
VIRGIN ISLANDS (BRITISH)	365	40.704	11.051,78	1.956	18.347	837,99
AUSTRALIA	50.373.792	69.727.072	38,42	24.735.756	36.931.996	49,31
NEW ZEALAND	38.144.548	24.175.972	-36,62	12.138.528	8.740.595	-27,99
MICRONESIA, FEDERATED STATES OF	308	713	131,49	840	3.635	332,74
GUAM	1.747	1.249	-28,51	3.972	4.108	3,42
PALAU	756	371	-50,93	733	852	16,23
NEW CALEDONIA	306.488	385.878	25,90	187.161	479.444	156,17
NORTHERN MARIANA ISLANDS	15	2	-86,67	45	29	-35,56
SAINT VINCENT AND THE GRENADINES	802	23.411	2.819,08	1.263	8.830	599,13
VANUATU	59.763	34.787	-41,79	41.966	33.246	-20,78
WALLIS AND FUTUNA ISLANDS	128	10.933	8.441,41	296	7.722	2.508,78
COOK ISLANDS	1.959	743	-62,07	4.261	7.617	78,76
FIJI	329.995	206.322	-37,48	167.029	151.210	-9,47
MARSHALL ISLANDS	0	11	--	0	43	--
SAMOA	1.364.538	345.680	-74,67	556.091	161.120	-71,03
SOLOMON ISLANDS	3.111	21.011	575,38	3.666	10.881	196,81
TONGA	0	802	--	0	1.001	--
EAST TIMOR	48.439	453.324	835,87	28.213	343.828	1.118,69
UNITED STATES	31.521.840	15.023.699	-52,34	24.046.841	19.948.177	-17,04
CANADA	3.819.269	1.247.212	-67,34	1.802.570	1.218.016	-32,43
MEXICO	3.678.537	3.428.290	-6,80	1.934.562	2.446.801	26,48
GUATEMALA	1.042.297	872.341	-16,31	577.450	695.553	20,45
HONDURAS	128.642	186	-99,86	48.471	229	-99,53
NICARAGUA	20.167	39.431	95,52	9.031	27.408	203,49
PANAMA	2.690.519	3.246.419	20,66	1.555.620	2.267.307	45,75

TABEL 5. PERKEMBANGAN EKSPOR INDONESIA MENURUT KOMODITI DAN NEGARA TUJUAN

JENIS BARANG	BERAT BERSIH (KG)		PERUB	NILAI FOB (US \$)		PERUB
	JAN-NOV 2007	JAN-NOV 2008	%	JAN-NOV 2007	JAN-NOV 2008	%
(1)	(2)	(3)	(4)	(5)	(6)	(7)
CUBA	251	86.685	34.435,86	1.853	64.771	3.395,47
SURINAME	110.961	208.917	88,28	49.915	143.698	187,89
CHILE	3.436.656	1.453.663	-57,70	1.884.290	1.123.404	-40,38
VENEZUELA	89.853	8.481	-90,56	83.651	50.194	-40,00
ARGENTINA	1.151.098	959.310	-16,66	695.706	633.142	-8,99
BRAZIL	3.752.915	4.159.232	10,83	1.421.038	1.921.223	35,20
COLOMBIA	566.184	903.749	59,62	362.981	706.681	94,69
BOLIVIA	574	16.405	2.758,01	925	16.785	1.714,59
URUGUAY	268.290	269.848	0,58	145.164	130.760	-9,92
PARAGUAY	8.839	0	-100,00	6.973	0	-100,00
ECUADOR	1.470.444	2.480.709	68,70	577.437	1.269.453	119,84
PERU	1.423.506	458.924	-67,76	726.548	263.147	-63,78
GUYANA	100.236	109.312	9,05	48.149	52.692	9,44
TRINIDAD AND TOBAGO	1.792.893	1.174.974	-34,46	604.653	513.215	-15,12
BAHAMAS	1.081	1.540	42,46	1.985	1.541	-22,37
JAMAICA	1.169.402	474.458	-59,43	435.153	161.710	-62,84
PUERTO RICO	1.304.163	961.271	-26,29	854.035	590.974	-30,80
BELIZE	10.132	1.164	-88,51	11.377	2.165	-80,97
DOMINICAN REPUBLIC	427.443	815.974	90,90	205.999	471.970	129,11
EL SALVADOR	794.980	91.883	-88,44	259.526	31.407	-87,90
COSTA RICA	221.445	223.444	0,90	105.503	136.802	29,67
HAITI	113.269	115.146	1,66	88.080	59.772	-32,14
BARBADOS	83.402	332.769	298,99	57.514	169.584	194,86
ANTIGUA AND BARBUDA	19.919	1.126	-94,35	13.287	2.127	-83,99
ANGUILLA	21.703	1.152	-94,69	16.099	1.822	-88,68
ARUBA	21.878	42.418	93,88	7.754	24.618	217,49
BERMUDA	180	1.261	600,56	774	8.904	1.050,39
CAPE VERDE	0	17.892	--	0	9.258	--
CAYMAN ISLANDS	340	721	112,06	178	697	291,57
DOMINICA	56.262	37.062	-34,13	33.213	12.261	-63,08
FRENCH GUIANA	4.260	2.674	-37,23	9.269	10.373	11,91
FRENCH POLYNESIA	63.442	40.014	-36,93	49.366	46.487	-5,83
GRENADA	37.682	22.552	-40,15	15.906	7.064	-55,59
MARTINIQUE	4.312	842	-80,47	21.843	2.896	-86,74
NETHERLANDS ANTILLES	53.717	7.382	-86,26	41.489	26.359	-36,47
SAINT LUCIA	65.116	90.370	38,78	25.707	48.467	88,54
TURKS AND CAICOS ISLANDS	38	367	865,79	62	820	1.222,58
GUADELOUPE	9.447	6.085	-35,59	26.040	13.948	-46,44
SAINT KITTS AND NEVIS	0	173	--	0	259	--
UNITED KINGDOM	4.878.527	3.209.098	-34,22	4.601.742	4.832.973	5,02
NETHERLANDS	1.375.013	1.319.063	-4,07	1.563.423	1.760.254	12,59
FRANCE	7.476.780	781.897	-89,54	13.464.108	2.015.918	-85,03
GERMANY, FED. REP. OF	2.265.309	2.173.599	-4,05	2.810.714	3.392.380	20,69
AUSTRIA	7.653	4.310	-43,68	52.905	49.299	-6,82
BELGIUM	265.584	142.719	-46,26	436.095	334.343	-23,33
SWITZERLAND	44.185	30.621	-30,70	119.060	182.581	53,35
DENMARK	397.854	122.426	-69,23	188.186	65.052	-65,43
NORWAY	35.661	79.968	124,24	44.564	66.067	48,25
SWEDEN	270.817	266.918	-1,44	190.030	204.051	7,38
FINLAND	332.140	68.672	-79,32	253.188	87.157	-65,58
IRELAND	496.477	493.274	-0,65	441.696	456.434	3,34
ITALY	2.021.342	2.615.229	29,38	1.603.453	2.015.744	25,71
SPAIN	18.919.887	54.356.943	187,30	6.280.897	16.797.087	167,43
PORTUGAL	1.945.687	1.390.721	-28,52	639.038	613.137	-4,05
ICELAND	1.115	0	-100,00	3.021	0	-100,00
GREECE	3.322.963	2.811.189	-15,40	1.112.570	1.106.028	-0,59
DEMOCRATIC REPUBLIC OF THE CONGO	23.223	51.145	120,23	12.511	23.839	90,54
HUNGARY	252.080	190.069	-24,60	101.137	887.303	777,33
POLAND	4.449.071	4.285.982	-3,67	2.621.138	2.951.279	12,60
ROMANIA	261.941	853.576	225,87	245.503	836.429	240,70
BULGARIA	139.221	1.657.653	1.090,66	71.363	775.094	986,13
YUGOSLAVIA	23.317	28.368	21,66	12.100	26.301	117,36
ALBANIA	52.287	399	-99,24	37.599	600	-98,40
ARMENIA	0	92	--	0	313	--
BELARUS	0	1.514.234	--	0	509.716	--
KAZAKHSTAN	123.968	335.339	170,50	164.672	488.284	196,52
UKRAINE	862.424	2.032.965	135,73	1.195.135	2.900.085	142,66
LITHUANIA	463.759	103.533	-77,68	194.710	138.604	-28,82
LATVIA	0	298	--	0	198	--
ESTONIA	1.027	1.172	14,12	2.440	5.681	132,83
GEORGIA	11.375	55.308	386,22	13.889	105.919	662,61
CROATIA	497.731	970.377	94,96	307.648	801.040	160,38
BOSNIA AND HERZEGOVINA	919.224	505.662	-44,99	608.456	332.360	-45,38
MALTA	7.751	15.880	104,88	12.655	16.623	31,36
SLOVAKIA	399	1.133	183,96	1.688	3.065	81,58
SLOVENIA	221.706	1.760	-99,21	74.651	7.752	-89,62
CZECH REPUBLIC	953.071	573.032	-39,88	607.838	493.429	-18,82
RUSSIA FEDERATION	1.663.781	3.007.657	80,77	2.002.073	3.479.308	73,79
KERTAS DAN BARANG DARI KERTAS	3.766.231.652	3.751.598.558	-0,39	3.070.020.850	3.529.866.961	14,98
JAPAN	276.323.956	301.680.131	9,18	250.254.969	319.146.095	27,53

TABEL 5. PERKEMBANGAN EKSPOR INDONESIA MENURUT KOMODITI DAN NEGARA TUJUAN

JENIS BARANG	BERAT BERSIH (KG)		PERUB %	NILAI FOB (US \$)		PERUB %
	JAN-NOV 2007	JAN-NOV 2008		JAN-NOV 2007	JAN-NOV 2008	
(1)	(2)	(3)	(4)	(5)	(6)	(7)
HONG KONG	121.616.357	100.491.881	-17,37	92.565.040	88.988.420	-3,86
KOREA, DEMOCRATIC PEOPLE'S REPUBLI	26.188	0	-100,00	21.807	0	-100,00
KOREA, REPUBLIC OF	88.841.293	68.145.831	-23,29	69.947.943	61.755.967	-11,71
TAIWAN	110.780.725	128.801.771	16,27	70.820.496	96.792.466	36,67
CHINA	238.732.981	236.587.097	-0,90	179.216.526	185.855.612	3,70
MONGOLIA	81	18.620	22.887,65	550	32.949	5.890,73
MACAU	1	977	97.600,00	1	163	16.200,00
PAPUA NEW GUINEA	2.419.813	3.886.557	60,61	2.359.309	4.417.318	87,23
THAILAND	95.327.579	95.010.844	-0,33	79.793.430	94.705.806	18,69
SINGAPORE	164.356.877	184.746.342	12,41	114.367.720	145.772.593	27,46
PHILIPPINES	74.204.164	97.438.051	31,31	63.335.466	87.029.036	37,41
MALAYSIA	350.872.218	316.035.613	-9,93	263.241.385	286.571.433	8,86
MYANMAR (FORM. BURMA)	35.057.212	44.243.721	26,20	22.016.244	34.835.886	58,23
CAMBODIA	10.945.712	12.911.721	17,96	8.924.349	11.904.954	33,40
BRUNEI DARUSSALAM	1.638.052	1.077.199	-34,24	1.749.822	1.259.532	-28,02
LAO PEOPLE'S DEMOCRATIC REPUBLIC	6.757	16.695	147,08	4.548	10.672	134,65
NEPAL	325.015	253.285	-22,07	2.199.120	2.289.307	4,10
VIET NAM	169.625.651	168.390.544	-0,73	122.656.893	144.754.931	18,02
MALDIVES	1.128.273	1.112.426	-1,40	1.482.292	1.360.134	-8,24
INDIA	83.003.809	83.142.230	0,17	53.671.147	72.126.806	34,39
PAKISTAN	70.324.226	63.121.125	-10,22	53.121.084	58.307.914	9,76
BANGLADESH	24.853.443	29.612.687	19,15	18.884.027	27.242.603	44,26
SRI LANKA	57.564.365	61.701.562	7,19	38.952.220	44.732.712	14,84
AFGHANISTAN	883.530	555.795	-37,09	1.795.080	1.163.674	-35,17
IRAQ	45.360	25.180	-44,49	68.070	38.492	-43,45
IRAN (ISLAMIC REPUBLIC OF)	151.047.957	158.689.917	5,06	116.318.406	143.850.264	23,67
SAUDI ARABIA	134.988.705	130.768.584	-3,13	104.295.461	122.323.196	17,29
ISRAEL	0	1.144.164	--	0	954.429	--
KUWAIT	16.923.594	14.616.960	-13,63	14.694.875	16.121.708	9,71
JORDAN	26.947.849	24.545.325	-8,92	22.359.740	24.724.021	10,57
LEBANON	8.062.944	11.681.164	44,87	7.361.954	11.246.125	52,76
YEMEN	21.929.492	28.867.439	31,64	18.039.076	29.071.335	61,16
OMAN	8.556.543	7.341.054	-14,21	7.543.456	7.703.940	2,13
SYRIA ARAB REPUBLIC	28.164.532	13.336.871	-52,65	23.295.428	12.855.798	-44,81
TURKEY	69.932.805	52.598.822	-24,79	57.279.258	48.658.617	-15,05
UNITED ARAB EMIRATES	103.375.308	107.930.855	4,41	94.009.246	111.902.877	19,03
QATAR	7.711.876	9.194.161	19,22	7.458.920	10.622.763	42,42
BAHRAIN	9.099.550	8.563.844	-5,89	8.556.080	9.519.063	11,25
CYPRUS	4.327.125	5.156.494	19,17	3.890.549	5.239.145	34,66
EGYPT	55.539.620	42.527.973	-23,43	45.726.275	40.416.593	-11,61
LIBYAN ARAB JAMAHIRIYA	4.937.391	6.031.718	22,16	4.479.965	6.103.215	36,23
MOROCCO	955.064	562.831	-41,07	869.620	693.941	-20,20
TUNISIA	40.068	1.657.389	4.036,44	32.856	1.618.819	4.827,01
ALGERIA	475.496	33.508	-92,95	385.152	39.964	-89,62
SUDAN	19.439.584	22.024.935	13,30	15.225.654	19.756.553	29,76
ERITREA	111.475	96.907	-13,07	107.124	92.755	-13,41
LESOTHO	0	55	--	0	5.213	--
NAMIBIA	75.286	146.162	94,14	65.081	186.879	187,15
ETHIOPIA	567.999	616.160	8,48	415.303	689.360	65,99
TANZANIA, UNITED REPUBLIC OF	2.903.834	1.382.612	-52,39	2.054.745	1.332.168	-35,17
MADAGASCAR	4.147.633	3.803.477	-8,30	3.580.274	4.362.629	21,85
SOMALIA	580.075	279.422	-51,83	6.696.693	574.704	-91,42
KENYA	12.570.292	14.125.610	12,37	10.268.868	11.389.528	10,91
REUNION	2.028.618	6.190.748	205,17	1.901.119	5.745.992	202,24
MOZAMBIQUE	2.205.288	1.420.940	-35,57	1.843.183	1.476.388	-19,90
BOTSWANA	3	132	4.300,00	9	445	4.844,44
EQUATORIAL GUINEA	67.614	94.335	39,52	67.136	100.622	49,88
TOGO	7.136.157	7.889.665	10,56	6.227.510	8.598.599	38,07
GHANA	10.369.293	16.827.887	62,29	8.232.517	14.882.789	80,78
LIBERIA	316.069	429.446	35,87	314.262	512.918	63,21
GUINEA	3.203.253	3.414.100	6,58	2.585.787	3.857.349	49,18
ANGOLA	1.948.363	2.288.187	17,44	1.641.410	2.445.882	49,01
CONGO	1.568.742	3.503.317	123,32	1.551.786	3.722.434	139,88
CAMEROON	3.521.773	4.862.540	38,07	3.572.558	5.501.180	53,98
NIGERIA	64.779.634	90.273.692	39,36	48.551.166	82.920.557	70,79
SIERRA LEONE	975.150	882.281	-9,52	921.092	929.887	0,95
GABON	503.044	425.603	-15,39	550.801	543.364	-1,35
COTE D'IVOIRE	2.673.342	2.704.816	1,18	2.193.448	2.567.990	17,08
SENEGAL	1.953.926	2.834.845	45,08	1.782.124	3.191.754	79,10
MAURITANIA	818.417	1.470.940	79,73	838.894	1.723.438	105,44
MALI	68.461	78.493	14,65	52.800	69.183	31,03
BENIN	2.684.460	3.618.938	34,81	2.546.284	3.795.711	49,07
BURKINA FASO	23.421	14.511	-38,04	17.701	21.811	23,22
GUINEA BISSAU	0	18.549	--	0	20.473	--
GAMBIA	182.228	342.373	87,88	173.845	385.042	121,49
U.S. VIRGIN ISLANDS	51	128	150,98	185	400	116,22
SEYCHELLES	60.080	43.799	-27,10	77.011	61.329	-20,36
UGANDA	679.445	672.408	-1,04	719.966	775.504	7,71
CENTRAL AFRICAN REPUBLIC	195.961	0	-100,00	206.388	0	-100,00
NIGER	0	74.721	--	0	85.371	--
DJIBOUTI	16.517.961	23.808.862	44,14	14.883.728	23.238.941	56,14

TABEL 5. PERKEMBANGAN EKSPOR INDONESIA MENURUT KOMODITI DAN NEGARA TUJUAN

JENIS BARANG	BERAT BERSIH (KG)		PERUB %	NILAI FOB (US \$)		PERUB %
	JAN-NOV 2007	JAN-NOV 2008		JAN-NOV 2007	JAN-NOV 2008	
	(1)	(2)	(3)	(4)	(5)	(6)
SAO TOME AND PRINCIPE	44.222	14.967	-66,15	49.559	14.500	-70,74
SOUTH AFRICA	52.249.821	59.489.041	13,86	41.994.098	48.318.281	15,06
ZIMBABWE	717.371	32.976	-95,40	559.628	56.049	-89,98
ZAMBIA	12.325	19.510	58,30	11.900	41.276	246,86
MALAWI	494.478	449.672	-9,06	313.117	416.963	33,17
COMOROS	70.512	112.655	59,77	79.142	139.195	75,88
MAURITIUS	17.878.256	16.730.939	-6,42	11.738.033	12.466.581	6,21
RWANDA	20.515	31.939	55,69	35.557	40.727	14,54
VIRGIN ISLANDS (BRITISH)	1.798	652	-63,74	6.322	2.362	-62,64
AUSTRALIA	188.447.977	168.243.389	-10,72	169.643.809	180.167.797	6,20
NEW ZEALAND	39.894.809	27.036.682	-32,23	30.972.313	25.413.184	-17,95
MICRONESIA, FEDERATED STATES OF GUAM	3.006	7.530	150,50	5.396	20.685	283,34
PALAU	46.647	124.929	167,82	83.888	213.100	154,03
NEW CALEDONIA	1.867	533	-71,45	2.185	8.421	285,40
NORTHERN MARIANA ISLANDS	2.132.205	1.967.669	-7,72	2.195.715	2.366.476	7,78
SAINT VINCENT AND THE GRENADINES	74.801	3.400	-95,45	66.205	5.120	-92,27
VANUATU	219	430	96,35	425	685	61,18
WALLIS AND FUTUNA ISLANDS	97.991	147.062	50,08	113.677	198.436	74,56
AMERICAN SAMOA	31	580	1.770,97	75	795	960,00
COOK ISLANDS	0	19.743	--	0	22.093	--
FIJI	19.109	18.416	-3,63	41.023	50.634	23,43
KIRIBATI	2.746.421	3.858.935	40,51	2.191.738	3.610.861	64,75
MARSHALL ISLANDS	14.918	13.208	-11,46	16.288	27.249	67,29
SAMOA	0	162	--	0	10.913	--
SOLOMON ISLANDS	45.221	64.080	41,70	42.509	69.066	62,47
TONGA	120.399	82.049	-31,85	147.055	152.759	3,88
TUVALU	45.346	45.114	-0,51	47.731	52.016	8,98
EAST TIMOR	644	3.192	395,65	1.135	6.736	493,48
UNITED STATES	74	745.308	1.007.072,97	26	747.876	2.876.346,15
CANADA	299.329.807	250.695.393	-16,25	273.278.668	262.237.137	-4,04
MEXICO	65.617.455	40.928.519	-37,63	57.875.902	42.264.001	-26,97
GUATEMALA	3.441.456	5.191.639	50,86	3.066.028	5.306.144	73,06
HONDURAS	1.350.913	1.878.694	39,07	1.230.617	1.631.042	32,54
NICARAGUA	233.340	357.506	53,21	291.979	381.870	30,79
PANAMA	1.727.176	2.208.859	27,89	1.304.524	1.927.943	47,79
CUBA	1.372.464	1.760.696	28,29	1.292.852	1.797.068	39,00
SURINAME	7.022.792	11.966.319	70,39	5.400.057	10.575.830	95,85
CHILE	168.042	343.336	104,32	141.705	339.468	139,56
VENEZUELA	2.035.638	1.433.579	-29,58	2.020.828	1.846.420	-8,63
ARGENTINA	431.559	3.042.205	604,93	533.897	3.112.449	482,97
BRAZIL	2.411.423	3.388.516	40,52	2.705.621	3.743.191	38,35
COLOMBIA	22.411.538	46.953.308	109,51	18.114.466	41.110.575	126,95
BOLIVIA	3.226.213	5.397.368	67,30	3.891.804	6.341.345	62,94
URUGUAY	1.698	51.607	2.939,28	10.949	95.549	772,67
PARAGUAY	136.625	686.856	402,73	182.019	667.779	266,87
ECUADOR	240.963	1.271.556	427,70	311.938	1.353.447	333,88
PERU	2.746.045	7.574.909	175,85	3.090.731	7.988.682	158,47
GUYANA	7.401.276	12.472.092	68,51	7.299.942	14.775.154	102,40
TRINIDAD AND TOBAGO	170.954	204.897	19,86	154.210	179.536	16,42
BAHAMAS	911.534	1.318.470	44,64	746.809	1.810.808	142,47
JAMAICA	16.696	59.616	257,07	14.583	56.707	288,86
PUERTO RICO	914.818	1.326.152	44,96	851.036	1.421.556	67,04
BELIZE	2.313.588	2.256.677	-2,46	1.892.301	2.061.466	8,94
DOMINICAN REPUBLIC	52.675	65.748	24,82	51.291	67.602	31,80
EL SALVADOR	870.203	4.606.483	429,36	844.058	4.516.509	435,09
COSTA RICA	2.284.136	2.906.654	27,25	1.946.962	2.670.648	37,17
HAITI	4.181.004	5.554.554	32,85	3.433.009	4.956.835	44,39
BARBADOS	106.316	81.541	-23,30	73.266	86.569	18,16
ANTIGUA AND BARBUDA	126.322	137.613	8,94	109.609	134.293	22,52
ARUBA	1.509	162	-89,26	3.227	611	-81,07
BERMUDA	16.994	66	-99,61	14.209	1.900	-86,63
CAPE VERDE	436	407	-6,65	2.445	2.285	-6,54
CAYMAN ISLANDS	18.549	55.646	199,99	15.293	51.409	236,16
DOMINICA	3.057	109	-96,43	18.645	167	-99,10
FRENCH GUIANA	3.545	214.920	5.962,62	7.204	198.788	2.659,41
FRENCH POLYNESIA	5.128	2.115	-58,76	7.497	5.608	-25,20
GREENLAND	1.108.713	1.346.363	21,43	1.197.255	1.617.161	35,07
GRENADA	0	4.221	--	0	11.773	--
MARTINIQUE	271	1.043	284,87	1.384	6.041	336,49
NETHERLANDS ANTILLES	133.999	215.738	61,00	118.171	203.475	72,19
SAINT LUCIA	76.422	96.434	26,19	72.035	101.578	41,01
GUADELOUPE	2.475	3.140	26,87	14.858	14.092	-5,16
SAINT KITTS AND NEVIS	310.205	398.989	28,62	268.848	400.124	48,83
UNITED KINGDOM	81	1.750	2.060,49	1.123	563	-49,87
NETHERLANDS	29.576.023	26.845.824	-9,23	31.261.727	34.430.208	10,14
FRANCE	11.628.449	5.076.422	-56,34	13.851.837	10.329.716	-25,43
GERMANY, FED. REP. OF	8.371.192	5.459.009	-34,79	9.197.110	8.037.966	-12,60
AUSTRIA	4.250.623	6.751.981	58,85	8.554.983	13.543.467	58,31
BELGIUM	106.480	10.575	-90,07	144.196	34.706	-75,93
SWITZERLAND	41.743.523	48.426.807	16,01	39.499.358	52.156.464	32,04
	86.932	30.891	-64,47	392.119	108.075	-72,44

TABEL 5. PERKEMBANGAN EKSPOR INDONESIA MENURUT KOMODITI DAN NEGARA TUJUAN

JENIS BARANG	BERAT BERSIH (KG)		PERUB %	NILAI FOB (US \$)		PERUB %
	JAN-NOV 2007	JAN-NOV 2008		JAN-NOV 2007	JAN-NOV 2008	
(1)	(2)	(3)	(4)	(5)	(6)	(7)
LUXEMBOURG	47	400	751,06	756	870	15,08
DENMARK	753.126	706.726	-6,16	1.847.222	1.966.234	6,44
NORWAY	575.405	562.980	-2,16	1.325.152	1.375.865	3,83
SWEDEN	2.044.939	1.597.966	-21,86	3.299.204	2.794.419	-15,30
FINLAND	1.297.066	751.077	-42,09	2.501.947	1.420.915	-43,21
IRELAND	898.346	1.037.500	15,49	1.186.047	1.716.235	44,70
ITALY	30.973.203	28.462.743	-8,11	27.699.913	27.480.872	-0,79
SPAIN	30.793.702	22.014.357	-28,51	27.677.660	23.203.114	-16,17
PORTUGAL	4.360.453	4.785.227	9,74	3.253.222	4.426.248	36,06
ICELAND	248	0	-100,00	2.940	0	-100,00
GREECE	34.606.495	23.846.289	-31,09	29.465.168	22.850.840	-22,45
LIECHTENSTEIN	20.172	26.566	31,70	60.221	78.425	30,23
DEMOCRATIC REPUBLIC OF THE CONGC	2.749.783	2.936.590	6,79	2.488.347	2.927.339	17,64
HUNGARY	28.702	61.425	114,01	70.130	87.734	25,10
POLAND	2.380.759	1.266.032	-46,82	1.852.209	1.740.910	-6,01
ROMANIA	2.645.430	2.721.723	2,88	2.471.874	2.698.627	9,17
BULGARIA	179.486	528.614	194,52	150.624	551.878	266,39
YUGOSLAVIA	0	235.143	--	0	258.456	--
ALBANIA	291.989	1.150.151	293,90	306.183	1.230.180	301,78
ARMENIA	68.703	147.690	114,97	50.900	160.167	214,67
AZERBAIJAN	11.693	0	-100,00	60.925	0	-100,00
KAZAKHSTAN	1.120.061	336.669	-69,94	969.166	287.092	-70,38
TAJKIKISTAN	249	0	-100,00	1.630	0	-100,00
TURKMENISTAN	0	16.487	--	0	48.455	--
UKRAINE	2.930.795	6.033.585	105,87	3.581.952	6.763.525	88,82
LITHUANIA	865.267	766.103	-11,46	1.056.681	1.127.371	6,69
LATVIA	331.485	452.178	36,41	361.414	519.972	43,87
ESTONIA	4.521	154.808	3.324,20	12.891	280.730	2.077,72
GEORGIA	2.738.028	2.891.480	5,60	2.205.613	2.875.425	30,37
CROATIA	322.185	588.914	82,79	326.802	652.144	99,55
BOSNIA AND HERZEGOVINA	131.573	982.773	646,94	131.573	964.067	632,72
MALTA	867.422	716.068	-17,45	779.448	754.484	-3,20
SLOVAKIA	6.782	1.420	-79,06	14.870	46.935	215,64
SLOVENIA	1.752.363	201.426	-88,51	1.482.290	368.320	-75,15
CZECH REPUBLIC	29.981	23.547	-21,46	81.517	51.470	-36,86
RUSSIA FEDERATION	7.774.446	14.330.611	84,33	8.168.318	16.476.577	101,71
-GLISEROL DAN LARUTAN ALKALI	34.856.028	72.757.257	108,74	9.190.889	26.626.307	189,70
JAPAN	5.194.713	7.634.427	46,97	1.374.979	2.264.098	64,66
KOREA, REPUBLIC OF	18.000	18.000	0,00	20.880	36.000	72,41
TAIWAN	80.000	0	-100,00	43.516	0	-100,00
CHINA	4.555.670	32.397.720	611,15	726.034	7.937.264	993,24
PAPUA NEW GUINEA	823	0	-100,00	765	0	-100,00
THAILAND	2	0	-100,00	2	0	-100,00
SINGAPORE	40.000	117	-99,71	38.800	35	-99,91
PHILIPPINES	360.250	228.070	-36,69	238.847	366.604	53,49
MALAYSIA	20.830.270	23.252.310	11,63	4.768.507	10.245.877	114,87
INDIA	1.410.800	4.565.480	223,61	491.895	2.299.879	367,55
IRAN (ISLAMIC REPUBLIC OF)	267.330	108.000	-59,60	75.485	45.360	-39,91
SAUDI ARABIA	100.000	200.000	100,00	60.000	348.000	480,00
YEMEN	60.000	165.984	176,64	36.000	233.975	549,93
SYRIA ARAB REPUBLIC	0	95.000	--	0	165.300	--
UNITED ARAB EMIRATES	140.000	20.000	-85,71	133.000	34.060	-74,39
EGYPT	180.000	247.000	37,22	131.200	429.780	227,58
SUDAN	800.000	754.000	-5,75	480.000	642.250	33,80
KENYA	60.000	0	-100,00	36.600	0	-100,00
GHANA	20.000	0	-100,00	12.200	0	-100,00
CAMEROON	16.900	0	-100,00	16.562	0	-100,00
NIGERIA	20.000	0	-100,00	12.200	0	-100,00
SOUTH AFRICA	61.270	0	-100,00	13.018	0	-100,00
AUSTRALIA	80.000	0	-100,00	48.000	0	-100,00
CANADA	239.999	48.738	-79,69	177.357	51.610	-70,90
CHILE	40.000	0	-100,00	47.500	0	-100,00
VENEZUELA	0	20.000	--	0	24.000	--
BRAZIL	20.000	0	-100,00	12.195	0	-100,00
NETHERLANDS	240.000	3.000.039	1.150,02	175.946	1.500.180	752,64
GERMANY, FED. REP. OF	20.001	0	-100,00	19.401	0	-100,00
ITALY	0	2.372	--	0	2.035	--
-MARGARIN DAN LEMAK LAINNYA	322.320.909	471.764.306	46,36	234.719.021	502.779.138	114,20
JAPAN	569.353	564.160	-0,91	499.356	849.537	70,13
HONG KONG	7.597.176	4.727.990	-37,77	4.739.421	4.321.360	-8,82
KOREA, REPUBLIC OF	370.503	146.132	-60,56	288.817	179.735	-37,77
TAIWAN	573.024	773.155	34,93	431.050	925.792	114,78
CHINA	150.622.672	83.974.874	-44,25	93.975.981	79.545.910	-15,36
PAPUA NEW GUINEA	967.851	837.605	-13,46	813.992	910.918	11,91
THAILAND	198.075	2.963.350	1.396,07	208.962	3.953.942	1.792,18
SINGAPORE	1.735.730	7.862.134	352,96	1.638.512	9.084.275	454,42
PHILIPPINES	7.814.348	6.967.622	-10,84	5.812.495	7.755.129	33,42
MALAYSIA	864.403	6.050.354	599,95	836.630	7.645.805	813,88
MYANMAR (FORM. BURMA)	570.469	759.705	33,17	484.296	944.488	95,02

TABEL 5. PERKEMBANGAN EKSPOR INDONESIA MENURUT KOMODITI DAN NEGARA TUJUAN

JENIS BARANG	BERAT BERSIH (KG)		PERUB %	NILAI FOB (US \$)		PERUB %
	JAN-NOV 2007	JAN-NOV 2008		JAN-NOV 2007	JAN-NOV 2008	
(1)	(2)	(3)	(4)	(5)	(6)	(7)
CAMBODIA	61.512	21.960	-64,30	37.432	23.973	-35,96
VIET NAM	18.049.557	15.929.088	-11,75	13.046.121	16.175.168	23,98
MALDIVES	11.964	14.676	22,67	11.689	22.480	92,32
INDIA	554.995	831.944	49,90	448.889	1.150.507	156,30
PAKISTAN	0	3.984.382	--	0	3.836.141	--
BANGLADESH	42.750	20.235	-52,67	27.915	24.404	-12,58
SRI LANKA	15.391.240	12.432.372	-19,22	10.154.544	11.119.402	9,50
AFGHANISTAN	0	2.871.222	--	0	3.366.405	--
IRAQ	4.641.180	116.724.082	2.414,97	4.388.505	114.536.059	2.509,91
IRAN (ISLAMIC REPUBLIC OF)	538.232	3.641.787	576,62	683.650	4.364.854	538,46
SAUDI ARABIA	5.471.096	6.911.827	26,33	4.106.846	7.060.668	71,92
KUWAIT	117.714	280.800	138,54	113.474	344.878	203,93
JORDAN	0	20.000	--	0	24.678	--
LEBANON	66.750	1.141.147	1.609,58	86.999	1.624.076	1.766,78
YEMEN	66	123.553	187.101,52	99	101.021	101.941,41
OMAN	40.200	1.197.508	2.878,88	25.447	1.476.441	5.702,02
SYRIA ARAB REPUBLIC	1.381.559	2.401.786	73,85	1.216.341	3.218.339	164,59
TURKEY	4.385.430	8.291.350	89,07	4.621.604	10.316.947	123,23
UNITED ARAB EMIRATES	456.031	1.581.889	246,88	326.116	2.088.487	540,41
QATAR	97.800	39.180	-59,94	62.695	35.354	-43,61
BAHRAIN	80.640	78.515	-2,64	55.307	79.875	44,42
CYPRUS	20.100	0	-100,00	11.055	0	-100,00
EGYPT	4.386.600	8.278.008	88,71	3.717.733	9.794.698	163,46
MOROCCO	0	700.096	--	0	709.809	--
ALGERIA	10.053.599	21.236.545	111,23	7.548.607	23.868.382	216,20
SUDAN	888.320	2.549.739	187,03	641.249	2.865.996	346,94
NAMIBIA	73.840	55.380	-25,00	38.028	62.395	64,08
ETHIOPIA	484.800	564.000	16,34	356.559	734.760	106,07
TANZANIA, UNITED REPUBLIC OF	549.150	901.720	64,20	408.192	856.529	109,83
KENYA	39.600	147.200	271,72	27.384	139.339	408,83
MOZAMBIQUE	1.366.529	3.372.085	146,76	917.470	3.521.337	283,81
EQUATORIAL GUINEA	57.411	0	-100,00	53.758	0	-100,00
TOGO	1.464.054	1.023.088	-30,12	1.012.980	1.005.398	-0,75
GHANA	8.673.035	5.403.445	-37,70	6.635.042	5.164.702	-22,16
LIBERIA	411.000	451.092	9,75	295.303	452.971	53,39
GUINEA	164.937	33.800	-79,51	149.910	30.674	-79,54
ANGOLA	1.995.950	3.900.359	95,41	1.255.579	4.119.661	228,11
CONGO	1.070.009	1.313.069	22,72	726.090	1.232.169	69,70
CAMEROON	306.318	1.388.572	353,31	218.905	1.628.484	643,92
NIGERIA	9.796.877	19.978.500	103,93	6.585.754	20.901.270	217,37
SIERRA LEONE	291.828	336.138	15,18	220.073	321.452	46,07
GABON	49.337	19.224	-61,04	34.711	18.818	-45,79
COTE D'IVOIRE	36.400	422.000	1.059,34	21.970	472.367	2.050,05
BENIN	8.353.333	10.903.878	30,53	5.866.406	10.897.340	85,76
GUINEA BISSAU	0	47.918	--	0	52.687	--
GAMBIA	20.250	33.923	67,52	12.353	33.716	172,94
NIGER	0	282.533	--	0	310.664	--
CHAD	0	204.149	--	0	191.072	--
DJIBOUTI	1.081.275	1.279.160	18,30	741.905	1.371.622	84,88
SAO TOME AND PRINCIPE	211.629	291.197	37,60	142.986	299.026	109,13
SOUTH AFRICA	3.839.766	3.637.261	-5,27	4.807.435	5.160.167	7,34
MALAWI	76.246	181.200	137,65	53.704	211.942	294,65
MAURITIUS	16.915	17.530	3,64	17.312	18.905	9,20
VIRGIN ISLANDS (BRITISH)	0	41.400	--	0	41.400	--
AUSTRALIA	974.707	3.740.878	283,80	744.610	4.462.057	499,25
NEW ZEALAND	3.310.560	4.121.911	24,51	2.680.401	4.803.877	79,22
VANUATU	5.854	0	-100,00	12.364	0	-100,00
FIJI	21.200	63.200	198,11	16.006	73.923	361,85
KIRIBATI	10.296	10.296	0,00	9.953	18.533	86,21
MARSHALL ISLANDS	6.750	19.620	190,67	5.569	11.576	107,86
SAMOA	0	21.000	--	0	22.708	--
SOLOMON ISLANDS	80.730	131.969	63,47	72.189	156.917	117,37
EAST TIMOR	0	440.709	--	0	449.563	--
UNITED STATES	19.875	236.586	1.090,37	48.531	469.544	867,51
CANADA	0	40.975	--	0	43.032	--
CUBA	0	19.335	--	0	21.913	--
ARGENTINA	0	84.575	--	0	80.117	--
BRAZIL	66.000	197.038	198,54	85.800	321.699	274,94
GUYANA	0	42.000	--	0	50.400	--
TRINIDAD AND TOBAGO	0	500.507	--	0	607.399	--
JAMAICA	1.169.445	1.570.120	34,26	748.553	1.491.788	99,29
HAITI	0	39.000	--	0	28.730	--
BARBADOS	0	400.420	--	0	458.087	--
MARTINIQUE	0	16.926	--	0	18.590	--
UNITED KINGDOM	1	0	-100,00	2	0	-100,00
NETHERLANDS	1.000.434	562.753	-43,75	803.061	1.149.824	43,18
GERMANY, FED. REP. OF	280.000	220.003	-21,43	225.100	249.659	10,91
SWITZERLAND	0	30	--	0	76	--
DENMARK	17.800	10.161.868	56.989,15	23.318	12.622.712	54.032,91
SWEDEN	0	36.316	--	0	48.181	--
ITALY	0	749.999	--	0	987.250	--

TABEL 5. PERKEMBANGAN EKSPOR INDONESIA MENURUT KOMODITI DAN NEGARA TUJUAN

JENIS BARANG	BERAT BERSIH (KG)		PERUB %	NILAI FOB (US \$)		PERUB %
	JAN-NOV 2007	JAN-NOV 2008		JAN-NOV 2007	JAN-NOV 2008	
(1)	(2)	(3)	(4)	(5)	(6)	(7)
PORTUGAL	0	5.713	--	0	6.136	--
GREECE	646.200	1.992.450	208,33	568.070	2.436.546	328,92
DEMOCRATIC REPUBLIC OF THE CONGC	1.901.813	2.081.810	9,46	1.351.817	2.153.718	59,32
ROMANIA	2.403.400	3.837.239	59,66	2.079.626	4.686.093	125,33
BULGARIA	1.979.189	4.933.412	149,26	1.849.872	5.735.604	210,05
ALBANIA	0	88.000	--	0	113.144	--
AZERBAIJAN	240.000	0	-100,00	245.200	0	-100,00
KAZAKHSTAN	167.999	683.669	306,95	174.510	870.692	398,94
TAJKIKISTAN	42.000	144.320	243,62	35.280	148.713	321,52
TURKMENISTAN	180.000	510.505	183,61	247.725	604.276	143,93
UKRAINE	5.151.099	11.087.094	115,24	8.653.922	13.969.561	61,42
UZBEKISTAN	22.500	437.520	1.844,53	28.800	502.835	1.645,95
LITHUANIA	0	89.400	--	0	108.244	--
LATVIA	131.085	417.490	218,49	156.260	541.715	246,68
ESTONIA	565.752	670.820	18,57	1.677.362	1.255.301	-25,16
GEORGIA	64.000	107.369	67,76	67.770	88.623	30,77
CROATIA	0	20.000	--	0	25.200	--
SLOVENIA	245.000	224.000	-8,57	139.325	266.619	91,36
RUSSIA FEDERATION	22.565.792	37.844.868	67,71	20.306.387	47.021.163	131,56
-SABUN MANDI DAN CUCI	443.562.036	470.343.702	6,04	370.242.805	502.316.438	35,67
JAPAN	12.896.400	10.525.910	-18,38	12.086.133	12.560.724	3,93
HONG KONG	4.354.152	2.830.787	-34,99	4.210.882	3.786.142	-10,09
KOREA, DEMOCRATIC PEOPLE'S REPUBU	97.728	154.301	57,89	109.734	171.900	56,65
KOREA, REPUBLIC OF	4.507.452	5.098.675	13,12	5.076.751	6.912.616	36,16
TAIWAN	6.328.198	6.485.703	2,49	6.768.879	9.012.235	33,14
CHINA	32.800.799	18.451.996	-43,75	19.876.928	18.219.425	-8,34
MONGOLIA	1.069.818	523.466	-51,07	898.029	600.888	-33,09
PAPUA NEW GUINEA	8.828.913	8.927.751	1,12	5.967.265	8.105.104	35,83
THAILAND	16.170.929	8.434.020	-47,84	13.959.164	11.210.221	-19,69
SINGAPORE	15.196.741	15.281.197	0,56	16.726.645	22.388.446	33,85
PHILIPPINES	10.873.510	13.016.505	19,71	10.176.138	14.059.518	38,16
MALAYSIA	57.556.696	63.121.907	9,67	47.810.998	61.061.257	27,71
MYANMAR (FORM. BURMA)	3.664.017	2.937.065	-19,84	2.854.862	3.463.784	21,33
CAMBODIA	119.772	64.814	-45,89	127.256	100.417	-21,09
BRUNEI DARUSSALAM	683.551	1.123.190	64,32	710.961	1.382.818	94,50
NEPAL	0	14.976	--	0	15.900	--
VIET NAM	4.696.220	4.244.688	-9,61	5.652.349	5.912.849	4,61
MALDIVES	1.430.345	1.303.912	-8,84	1.426.102	1.671.298	17,19
INDIA	16.746.283	11.071.639	-33,89	13.510.790	13.396.820	-0,84
PAKISTAN	7.964.693	7.102.216	-10,83	8.235.792	10.154.156	23,29
BANGLADESH	1.187.226	297.116	-74,97	966.767	517.613	-46,46
SRI LANKA	864.657	283.679	-67,19	608.869	510.364	-16,18
AFGHANISTAN	112.531	882.664	684,37	131.204	1.168.531	790,62
IRAQ	324	8.189.740	2.527.597,53	752	9.607.774	1.277.529,52
IRAN (ISLAMIC REPUBLIC OF)	259.112	1.558.889	501,63	272.156	1.822.051	569,49
SAUDI ARABIA	1.799.769	1.714.721	-4,73	1.901.456	2.520.321	32,55
ISRAEL	0	110.089	--	0	158.529	--
KUWAIT	193.103	263.440	36,42	203.003	360.632	77,65
JORDAN	81.315	358.132	340,43	82.406	522.417	533,96
LEBANON	325.903	293.749	-9,87	377.102	471.136	24,94
YEMEN	3.048.839	3.539.884	16,11	3.215.605	5.189.532	61,39
OMAN	538.068	285.706	-46,90	260.137	228.899	-12,01
SYRIA ARAB REPUBLIC	493.920	35.517	-92,81	679.849	50.571	-94,03
TURKEY	0	37.760	--	0	54.452	--
UNITED ARAB EMIRATES	14.642.206	17.683.302	20,77	14.449.587	23.553.209	63,00
QATAR	14.112	200	-98,58	17.723	2.613	-85,26
CYPRUS	50.124	8.561	-82,92	101.934	25.630	-74,86
EGYPT	5.446.857	4.745.182	-12,88	5.421.589	5.793.313	6,86
LIBYAN ARAB JAMAHIRIYA	2.670.062	3.251.190	21,76	1.936.054	2.991.884	54,54
MOROCCO	0	189	--	0	3.467	--
TUNISIA	0	39.999	--	0	26.500	--
ALGERIA	4.216.205	2.630.040	-37,62	1.976.371	2.066.661	4,57
SUDAN	761.899	4.500.739	490,73	813.416	4.520.119	455,70
ERITREA	662.500	3.248.633	390,36	556.915	3.146.406	464,97
NAMIBIA	2.225.196	4.870.577	118,88	2.525.301	5.867.977	132,37
ETHIOPIA	9.111.405	6.910.313	-24,16	5.825.252	5.663.191	-2,78
TANZANIA, UNITED REPUBLIC OF	1.798.295	1.838.053	2,21	1.938.927	2.587.485	33,45
MADAGASCAR	5.981.370	6.305.003	5,41	4.113.590	5.221.266	26,93
SOMALIA	345.000	853.974	147,53	151.250	427.039	182,34
KENYA	692.428	654.733	-5,44	557.748	775.059	38,96
REUNION	0	326	--	0	736	--
MOZAMBIQUE	5.245.164	9.281.287	76,95	4.575.306	8.789.056	92,10
EQUATORIAL GUINEA	472.594	458.198	-3,05	402.788	520.404	29,20
TOGO	5.281.695	12.233.100	131,61	4.589.007	13.415.090	192,33
GHANA	16.364.246	28.972.815	77,05	12.498.896	26.416.803	111,35
LIBERIA	1.178.000	2.210.891	87,68	961.514	2.164.777	125,14
GUINEA	3.217.372	4.106.914	27,65	2.284.148	3.107.983	36,07
ANGOLA	17.311.797	26.074.009	50,61	14.944.243	24.864.662	66,38
CONGO	4.949.421	3.373.934	-31,83	3.721.206	3.056.645	-17,86
CAMEROON	4.599.223	4.385.052	-4,66	3.444.073	4.330.008	25,72

TABEL 5. PERKEMBANGAN EKSPOR INDONESIA MENURUT KOMODITI DAN NEGARA TUJUAN

JENIS BARANG	BERAT BERSIH (KG)		PERUB %	NILAI FOB (US \$)		PERUB %
	JAN-NOV 2007	JAN-NOV 2008		JAN-NOV 2007	JAN-NOV 2008	
(1)	(2)	(3)	(4)	(5)	(6)	(7)
NIGERIA	16.548.777	8.292.021	-49,89	12.195.516	7.400.632	-39,32
SIERRA LEONE	1.744.096	3.668.679	110,35	1.445.109	4.016.481	177,94
GABON	1.042.997	800.095	-23,29	843.636	799.321	-5,25
COTE D'IVOIRE	405.874	978.533	141,09	391.311	1.103.973	182,12
SENEGAL	829.207	1.102.476	32,96	604.312	1.073.276	77,60
MAURITANIA	2.953.905	3.285.238	11,22	2.385.906	3.558.143	49,13
MALI	1.914.889	966.075	-49,55	1.305.695	854.065	-34,59
BENIN	15.712.609	21.276.708	35,41	15.220.815	26.350.675	73,12
BURKINA FASO	1.020.726	1.113.323	9,07	935.293	1.159.180	23,94
GUINEA BISSAU	844.808	455.079	-46,13	526.300	332.704	-36,78
GAMBIA	342.408	237.786	-30,55	281.272	249.726	-11,22
U.S. VIRGIN ISLANDS	0	19.750	--	0	14.813	--
SEYCHELLES	80.176	195.693	144,08	112.733	230.532	104,49
UGANDA	111.151	36.135	-67,49	81.181	49.782	-38,68
CENTRAL AFRICAN REPUBLIC	115.063	23.976	-79,16	93.354	32.607	-65,07
NIGER	143.872	78.420	-45,49	96.456	95.312	-1,19
CHAD	29.192	133.138	356,08	27.654	145.940	427,74
DJIBOUTI	14.376.915	18.354.619	27,67	9.775.625	15.336.509	56,89
SAO TOME AND PRINCIPE	85.719	116.434	35,83	81.370	115.973	42,53
SOUTH AFRICA	2.383.914	3.496.324	46,66	1.874.602	3.619.935	93,10
ZIMBABWE	29.791	14.968	-49,76	28.845	18.848	-34,66
ZAMBIA	118.656	0	-100,00	89.242	0	-100,00
MALAWI	10.238.492	12.020.000	17,40	4.202.330	7.327.735	74,37
COMOROS	141.884	311.723	119,70	129.056	281.174	117,87
BURUNDI	11.808	11.808	0,00	13.325	18.739	40,63
MAURITIUS	3.302.013	1.729.609	-47,62	2.183.052	1.670.961	-23,46
RWANDA	247.905	198.144	-20,07	283.155	314.760	11,16
AUSTRALIA	6.248.870	4.059.597	-35,03	7.002.993	5.843.416	-16,56
NEW ZEALAND	209.924	124.999	-40,46	382.370	322.203	-15,74
MICRONESIA, FEDERATED STATES OF GUAM	266.338	230.406	-13,49	195.705	247.976	26,71
PALAU	496	114	-77,02	595	544	-8,57
NEW CALEDONIA	8.084	22.894	183,20	11.633	27.437	135,85
NORTHERN MARIANA ISLANDS	0	59	--	0	828	--
SAINT VINCENT AND THE GRENADINES	8.237	0	-100,00	8.435	0	-100,00
VANUATU	351.538	271.356	-22,81	287.939	233.417	-18,94
WALLIS AND FUTUNA ISLANDS	4.198	4.187	-0,26	10.595	11.620	9,67
OTH.OCEANIA	9.000	0	-100,00	6.360	0	-100,00
AMERICAN SAMOA	15.508	13.145	-15,24	27.588	27.153	-1,58
COOK ISLANDS	61.458	55.418	-9,83	49.882	49.841	1,55
FIJI	5.108.473	4.232.926	-17,14	3.692.074	4.131.025	11,89
KIRIBATI	136.753	251.002	83,54	128.793	281.819	118,82
MARSHALL ISLANDS	25.562	36.064	41,08	17.917	33.198	85,29
SAMOA	986.589	840.345	-14,82	852.844	956.440	12,15
SOLOMON ISLANDS	667.028	457.249	-31,45	632.408	534.613	-15,46
TONGA	148.270	163.951	10,58	164.709	230.397	39,88
TUVALU	29.168	39.343	34,88	26.030	44.608	71,37
EAST TIMOR	31.029	2.707.817	8.626,73	35.211	1.781.627	4.959,86
UNITED STATES	2.168.864	2.369.352	9,24	2.394.067	2.899.085	21,09
CANADA	125.786	61.928	-50,77	189.325	110.990	-41,38
MEXICO	63.199	59.997	-5,07	127.131	136.777	7,59
GUATEMALA	131.611	156.749	19,10	127.631	155.296	21,68
HONDURAS	55.447	0	-100,00	45.138	0	-100,00
PANAMA	1.651.743	1.820.819	10,24	1.564.756	2.287.199	46,17
CUBA	0	147.420	--	0	207.830	--
SURINAME	295.556	287.214	-2,82	387.800	646.745	66,77
CHILE	628.183	1.454.867	131,60	525.030	1.476.165	181,16
ARGENTINA	646.549	0	-100,00	287.996	0	-100,00
BRAZIL	66.017	17.202	-73,94	75.399	25.525	-66,15
COLOMBIA	181.311	1.125.459	520,73	155.703	1.129.894	625,67
BOLIVIA	1.016.666	882.548	-13,19	925.267	901.162	-2,61
URUGUAY	0	70.000	--	0	168.440	--
PERU	25.920	87.382	237,12	25.200	115.127	356,85
GUYANA	124.157	41.668	-66,44	173.640	68.456	-60,58
TRINIDAD AND TOBAGO	212.636	194.311	-8,62	185.668	185.617	-0,03
JAMAICA	380.525	600.844	57,90	172.785	541.663	213,49
BELIZE	4.280	12.882	200,98	11.183	31.593	182,51
DOMINICAN REPUBLIC	214.368	183.830	-14,25	221.735	249.837	12,67
EL SALVADOR	74.304	38.880	-47,67	80.374	50.512	-37,15
COSTA RICA	111.473	43.930	-60,59	110.473	62.103	-43,78
HAITI	5.635.857	4.978.468	-11,66	5.847.809	5.863.512	0,27
BARBADOS	21.584	55.937	159,16	31.724	62.953	98,44
BERMUDA	7	13	85,71	66	62	-6,06
CAPE VERDE	104.990	137.546	31,01	83.237	116.663	40,16
DOMINICA	57.422	25.920	-54,86	63.280	36.000	-43,11
FRENCH POLYNESIA	115.710	39.071	-66,23	77.277	30.989	-59,90
MARTINIQUE	19	20.798	109.363,16	110	14.160	12.772,73
NETHERLANDS ANTILLES	247.627	197.521	-20,23	204.058	251.292	23,15
GUADELOUPE	152	20.736	13.542,11	232	10.368	4.368,97
SAINT KITTS AND NEVIS	37	0	-100,00	567	0	-100,00
UNITED KINGDOM	864.457	509.083	-41,11	1.129.151	714.718	-36,70

TABEL 5. PERKEMBANGAN EKSPOR INDONESIA MENURUT KOMODITI DAN NEGARA TUJUAN

JENIS BARANG	BERAT BERSIH (KG)		PERUB	NILAI FOB (US \$)		PERUB
	JAN-NOV 2007	JAN-NOV 2008	%	JAN-NOV 2007	JAN-NOV 2008	%
(1)	(2)	(3)	(4)	(5)	(6)	(7)
NETHERLANDS	586.716	485.110	-17,32	756.092	779.794	3,13
FRANCE	360.123	156.028	-56,67	303.669	153.204	-49,55
GERMANY, FED. REP. OF	150.248	114.933	-23,50	146.359	115.578	-21,03
AUSTRIA	3.350	216.003	6.347,85	3.812	308.804	8.000,84
BELGIUM	530.220	424.805	-19,88	462.713	429.332	-7,21
SWITZERLAND	1.054	1.288	22,20	2.485	6.838	175,17
DENMARK	10	17.986	179.760,00	40	34.810	86.925,00
NORWAY	1.190	111	-90,67	5.787	2.899	-49,90
SWEDEN	13.953	192.451	1.279,28	13.590	246.666	1.715,06
FINLAND	16.342	0	-100,00	27.264	0	-100,00
IRELAND	24	0	-100,00	48	0	-100,00
ITALY	754.530	597.044	-20,87	588.111	589.574	0,25
SPAIN	384.097	406.736	5,89	597.973	813.614	36,06
PORTUGAL	183.958	67.588	-63,26	152.171	69.750	-54,16
GREECE	107.247	92.522	-13,73	124.592	165.663	32,96
DEMOCRATIC REPUBLIC OF THE CONGC	5.717.936	8.872.435	55,17	4.542.668	8.958.319	97,20
HUNGARY	317	0	-100,00	1.375	0	-100,00
POLAND	2.348.103	816.011	-65,25	1.556.571	818.830	-47,40
ROMANIA	16.017	73.562	359,27	22.053	82.543	274,29
BULGARIA	145.476	134.390	-7,62	206.378	183.519	-11,08
YUGOSLAVIA	0	12.957	--	0	23.154	--
ALBANIA	0	13.701	--	0	18.528	--
TURKMENISTAN	0	507	--	0	1.785	--
UKRAINE	4.912.240	1.680.000	-65,80	3.358.320	1.623.520	-51,66
UZBEKISTAN	0	145.498	--	0	94.313	--
LITHUANIA	194	30	-84,54	1.259	189	-84,99
LATVIA	70.310	20.589	-70,72	102.560	24.409	-76,20
CROATIA	0	84	--	0	169	--
MALTA	35.708	47.776	33,80	50.421	79.874	58,41
SLOVENIA	0	105	--	0	461	--
CZECH REPUBLIC	71.808	0	-100,00	50.760	0	-100,00
RUSSIA FEDERATION	702.239	478.874	-31,81	506.355	508.538	0,43
-BAHAN CELUP ORGANIK SINTETIK	32.568.432	26.671.571	-18,11	120.387.456	128.230.026	6,51
JAPAN	4.108.566	4.289.564	4,41	17.270.258	21.433.175	24,10
HONG KONG	2.249.286	1.758.560	-21,82	9.416.790	9.177.041	-2,55
KOREA, REPUBLIC OF	1.695.183	863.194	-49,08	5.167.992	4.064.655	-21,35
TAIWAN	1.548.673	957.692	-38,16	6.643.860	5.226.306	-21,34
CHINA	6.087.372	4.227.583	-30,55	11.867.821	13.186.731	11,11
THAILAND	425.939	382.321	-10,24	1.422.102	1.384.029	-2,68
SINGAPORE	5.164.713	4.075.819	-21,08	26.140.251	24.174.909	-7,52
PHILIPPINES	98.579	80.282	-18,56	254.228	160.100	-37,03
MALAYSIA	254.428	207.370	-18,50	779.020	802.499	3,01
VIET NAM	210.403	231.636	10,09	873.452	976.125	11,75
INDIA	3.228	93.516	2.797,03	34.620	494.045	1.327,05
PAKISTAN	262.688	293.868	11,87	772.955	1.139.526	47,42
BANGLADESH	647.382	554.600	-14,33	1.445.679	1.659.250	14,77
SRI LANKA	46.949	36.091	-23,13	251.045	191.053	-23,90
IRAN (ISLAMIC REPUBLIC OF)	22.315	48.442	117,08	63.423	187.334	195,37
SAUDI ARABIA	14.923	4.498	-69,86	12.344	4.506	-63,50
ISRAEL	0	1.000	--	0	2.280	--
JORDAN	39.009	38.688	-0,82	136.742	154.405	12,92
YEMEN	300	0	-100,00	10.326	0	-100,00
TURKEY	1.273.316	785.760	-38,29	5.625.771	4.538.870	-19,32
UNITED ARAB EMIRATES	1.140	1.000	-12,28	7.464	4.536	-39,23
EGYPT	20.081	9.913	-50,63	77.948	53.406	-31,49
TANZANIA, UNITED REPUBLIC OF	51.174	55.943	9,32	132.171	137.021	3,67
MADAGASCAR	0	300	--	0	1.878	--
KENYA	6.019	0	-100,00	29.620	0	-100,00
NIGERIA	195.062	477.039	144,56	190.000	563.820	196,75
SEYCHELLES	0	1.070	--	0	800	--
SOUTH AFRICA	5.420	27.799	412,90	32.618	119.549	266,51
MAURITIUS	893	0	-100,00	2.740	0	-100,00
AUSTRALIA	54.957	57.277	4,22	168.557	228.862	35,78
NEW ZEALAND	5.438	4.765	-12,38	50.287	18.619	-62,97
FIJI	1.590	4.479	181,70	27.768	53.445	92,47
UNITED STATES	2.743.563	2.258.409	-17,68	6.886.946	9.267.595	34,57
CANADA	3.629	8.688	139,40	24.819	74.515	200,23
MEXICO	274.686	343.868	25,19	1.451.492	2.105.623	45,07
HONDURAS	14.000	1.250	-91,07	45.641	8.975	-80,34
PANAMA	30.239	0	-100,00	186.480	0	-100,00
CHILE	4.498	5.574	23,92	14.170	27.239	92,23
ARGENTINA	9.994	56.473	465,07	74.838	217.642	190,82
BRAZIL	487.906	444.120	-8,97	2.603.970	2.622.155	0,70
COLOMBIA	1.300	2.100	61,54	7.410	13.152	77,49
PERU	760	0	-100,00	5.317	0	-100,00
UNITED KINGDOM	113.445	129.482	14,14	486.247	716.287	47,31
NETHERLANDS	85.319	70.141	-17,79	426.425	377.982	-11,36
FRANCE	1.221	0	-100,00	38.316	0	-100,00
GERMANY, FED. REP. OF	1.999.731	2.079.646	4,00	11.997.294	15.311.410	27,62
BELGIUM	163.148	196.181	20,25	1.023.668	1.518.747	48,36

TABEL 5. PERKEMBANGAN EKSPOR INDONESIA MENURUT KOMODITI DAN NEGARA TUJUAN

JENIS BARANG	BERAT BERSIH (KG)		PERUB %	NILAI FOB (US \$)		PERUB %
	JAN-NOV 2007	JAN-NOV 2008		JAN-NOV 2007	JAN-NOV 2008	
(1)	(2)	(3)	(4)	(5)	(6)	(7)
SWITZERLAND	109.152	116.189	6,45	555.184	792.528	42,75
NORWAY	0	205.200	--	0	361.089	--
SWEDEN	705.599	138.600	-80,36	551.153	272.745	-50,51
ITALY	222.359	248.801	11,89	613.652	860.559	40,24
SPAIN	959.730	709.649	-26,06	3.914.707	3.082.167	-21,27
POLAND	127.402	87.131	-31,61	510.368	460.841	-9,70
ROMANIA	6.247	0	-100,00	28.454	0	-100,00
RUSSIA FEDERATION	9.478	0	-100,00	33.053	0	-100,00
-PREPARAT PEMBASMI KUMAN, DLL	111.762.504	51.130.734	-54,25	97.422.988	123.541.367	26,81
JAPAN	3.742.326	3.417.967	-8,67	5.166.144	4.380.417	-15,21
HONG KONG	73.880	19.505	-73,60	141.519	88.903	-37,18
KOREA, REPUBLIC OF	418.508	1.097.440	162,23	789.196	3.771.825	377,93
TAIWAN	833.541	759.968	-8,83	1.719.988	2.039.436	18,57
CHINA	65.991.535	1.119.204	-98,30	11.729.025	15.293.776	30,39
PAPUA NEW GUINEA	202.966	169.483	-16,50	148.297	132.247	-10,82
THAILAND	7.444.383	10.518.161	41,29	12.844.255	21.479.275	67,23
SINGAPORE	5.705.537	4.199.670	-26,39	13.356.316	17.997.180	34,75
PHILIPPINES	5.402.541	8.919.161	65,09	8.515.457	18.071.882	112,22
MALAYSIA	4.313.883	3.888.023	-9,87	8.620.971	10.222.116	18,57
MYANMAR (FORM. BURMA)	399.363	420.419	5,27	251.207	281.436	12,03
BRUNEI DARUSSALAM	3.352	5.366	60,08	10.141	13.111	29,29
NEPAL	0	89.117	--	0	162.096	--
VIET NAM	982.819	1.147.445	16,75	6.404.225	9.636.403	50,47
MALDIVES	76.431	67.947	-11,10	133.402	127.153	-4,68
INDIA	68.480	39.500	-42,32	58.545	67.316	14,98
PAKISTAN	2.866.012	2.879.070	0,46	2.466.796	3.016.939	22,30
BANGLADESH	526.668	903.094	71,47	976.477	1.603.592	64,22
SRI LANKA	56.479	279.587	395,03	136.144	627.011	360,55
IRAN (ISLAMIC REPUBLIC OF)	0	599	--	0	7.386	--
SAUDI ARABIA	6.995	4.314	-38,33	88.886	52.469	-40,97
KUWAIT	0	286	--	0	1.304	--
JORDAN	3.593	1.336	-62,82	44.431	224	-99,50
LEBANON	230.921	266.567	15,44	242.751	303.518	25,03
YEMEN	4.202	0	-100,00	16.056	0	-100,00
OMAN	360	451	25,28	5.181	2.585	-50,11
UNITED ARAB EMIRATES	47.554	47.583	0,06	67.141	56.636	-15,65
CYPRUS	0	5.445	--	0	10.515	--
EGYPT	58.981	0	-100,00	255.339	0	-100,00
LIBYAN ARAB JAMAHIRIYA	126.282	98.156	-22,27	141.576	150.959	6,63
ALGERIA	0	7.680	--	0	7.772	--
SUDAN	26.675	0	-100,00	112.401	0	-100,00
TANZANIA, UNITED REPUBLIC OF	247.014	446.924	80,93	186.628	384.790	106,18
MADAGASCAR	319.620	20.160	-93,69	242.971	14.112	-94,19
KENYA	235.166	73.541	-68,73	177.038	69.117	-60,96
REUNION	20.260	0	-100,00	13.536	0	-100,00
MOZAMBIQUE	0	97.996	--	0	84.185	--
EQUATORIAL GUINEA	4.273	9.295	117,53	5.452	13.584	149,16
TOGO	140.685	119.044	-15,38	120.875	113.209	-6,34
GHANA	187.572	110.016	-41,35	148.894	89.222	-40,08
LIBERIA	21.600	0	-100,00	15.696	0	-100,00
GUINEA	22.558	19.696	-12,69	19.667	16.917	-13,98
ANGOLA	20.250	20.383	0,66	17.775	22.744	27,95
CAMEROON	0	374	--	0	3.697	--
NIGERIA	20.000	0	-100,00	20.000	0	-100,00
COTE D'IVOIRE	156.335	194.140	24,18	142.686	186.233	30,52
SENEGAL	9.600	0	-100,00	23.040	0	-100,00
BENIN	11.777	47.122	300,12	49.440	83.303	68,49
GAMBIA	30.140	8.943	-70,33	80.374	18.475	-77,01
UGANDA	172.800	0	-100,00	112.176	0	-100,00
SOUTH AFRICA	792.374	675.933	-14,70	866.774	897.294	3,52
ZIMBABWE	0	17.993	--	0	21.498	--
ZAMBIA	0	20.319	--	0	16.502	--
MALAWI	82.080	241.920	194,74	50.544	176.400	249,00
COMOROS	9.895	320	-96,77	8.001	1.167	-85,41
MAURITIUS	181.110	313.758	73,24	233.668	386.850	65,56
VIRGIN ISLANDS (BRITISH)	0	387	--	0	3.914	--
AUSTRALIA	314.011	317.738	1,19	295.144	470.980	59,58
NEW ZEALAND	16.611	12.725	-23,39	639.536	426.755	-33,27
MICRONESIA, FEDERATED STATES OF	0	346	--	0	808	--
GUAM	2.250	2.250	0,00	3.931	3.669	-6,66
NEW CALEDONIA	17.640	26.415	49,74	27.328	43.147	57,89
SAINT VINCENT AND THE GRENADINES	0	9.041	--	0	9.380	--
VANUATU	3.673	10.534	186,80	3.980	10.217	156,71
WALLIS AND FUTUNA ISLANDS	4.215	3.145	-25,39	10.734	8.710	-18,86
AMERICAN SAMOA	21.825	36.375	66,67	32.440	53.603	65,24
COOK ISLANDS	11.496	8.812	-23,35	10.249	8.607	-16,02
FIJI	216.459	72.464	-66,52	207.936	71.501	-65,61
KIRIBATI	2.048	2.475	20,85	1.420	2.316	63,10
SAMOA	226.639	185.157	-18,30	178.485	169.014	-5,31
SOLOMON ISLANDS	1.997	1.012	-49,32	6.010	849	-85,87

TABEL 5. PERKEMBANGAN EKSPOR INDONESIA MENURUT KOMODITI DAN NEGARA TUJUAN

JENIS BARANG	BERAT BERSIH (KG)		PERUB %	NILAI FOB (US \$)		PERUB %
	JAN-NOV 2007	JAN-NOV 2008		JAN-NOV 2007	JAN-NOV 2008	
(1)	(2)	(3)	(4)	(5)	(6)	(7)
TONGA	18.321	19.623	7,11	15.217	14.742	-3,12
EAST TIMOR	8	26.041	325.412,50	20	80.500	402.400,00
UNITED STATES	853.579	104	-99,99	1.543.550	4.055	-99,74
MEXICO	4.326.204	3.888.995	-10,11	5.154.852	5.265.093	2,14
GUATEMALA	279.689	364.768	30,42	239.488	366.533	53,05
HONDURAS	240.351	753.186	213,37	207.144	853.554	312,06
NICARAGUA	207.121	302.058	45,84	175.340	294.110	67,74
CUBA	18.270	0	-100,00	16.443	0	-100,00
SURINAME	1.991	4.175	109,69	22.396	49.881	122,72
VENEZUELA	0	326.304	--	0	381.306	--
ARGENTINA	0	7.485	--	0	244.664	--
BRAZIL	750	24.383	3.151,07	300	17.166	5.622,00
COLOMBIA	0	20.525	--	0	21.236	--
PERU	7.707	9.209	19,49	16.644	105.197	532,04
GUYANA	0	9.041	--	0	10.749	--
TRINIDAD AND TOBAGO	54.163	36.164	-33,23	44.868	40.230	-10,34
BAHAMAS	0	9.041	--	0	10.290	--
JAMAICA	293.856	275.568	-6,22	360.112	376.366	4,51
BELIZE	256	838	227,34	3.861	4.031	4,40
DOMINICAN REPUBLIC	253.148	0	-100,00	222.349	0	-100,00
EL SALVADOR	199.289	233.171	17,00	183.182	236.478	29,09
COSTA RICA	53.132	114.648	115,78	64.994	154.792	138,16
HAITI	907.731	306.906	-66,19	606.321	205.352	-66,13
BARBADOS	27.123	9.041	-66,67	23.680	10.330	-56,38
ANTIGUA AND BARBUDA	0	9.041	--	0	9.340	--
DOMINICA	0	36.164	--	0	49.976	--
FRENCH GUIANA	7.831	8.377	6,97	14.997	11.469	-23,52
FRENCH POLYNESIA	123.409	128.638	4,24	99.728	103.584	3,87
GRENADA	9.041	9.041	0,00	6.520	10.390	59,36
MARTINIQUE	7.050	0	-100,00	11.867	0	-100,00
NETHERLANDS ANTILLES	698	825	18,19	9.343	6.174	-33,92
SAINT LUCIA	0	9.041	--	0	11.615	--
GAUDELOUPE	8.030	6.840	-14,82	11.188	10.971	-1,94
UNITED KINGDOM	502	8.257	1.544,82	4.238	35.659	741,41
NETHERLANDS	24.259	155.208	539,80	25.456	156.663	515,43
FRANCE	72.894	38.212	-47,58	104.525	79.225	-24,20
GERMANY, FED. REP. OF	24.391	29.496	20,93	65.764	21.135	-67,86
BELGIUM	2.418	39.879	1.549,26	16.623	194.827	1.072,03
SWITZERLAND	2.000	41	-97,95	10.800	444	-95,89
MONACO	49.320	0	-100,00	70.495	0	-100,00
SWEDEN	1.200	9.351	679,25	3.556	14.579	309,98
FINLAND	80.268	117.522	46,41	111.909	153.789	37,42
ITALY	360.596	142.578	-60,46	9.407.696	219.799	-97,66
SPAIN	350	0	-100,00	2.520	0	-100,00
GREECE	87.158	141.652	62,52	137.459	216.822	57,74
DEMOCRATIC REPUBLIC OF THE CONGC	20.160	0	-100,00	13.248	0	-100,00
-DAMAR TIRUAN, BAHAN PLASTIK	1.122.755.836	1.111.693.087	-0,99	1.739.454.829	1.986.847.315	14,22
JAPAN	199.507.230	187.392.263	-6,07	342.880.893	363.049.132	5,88
HONG KONG	40.113.336	29.005.618	-27,69	53.448.889	38.429.648	-28,10
KOREA, DEMOCRATIC PEOPLE'S REPUB	11.257	0	-100,00	22.810	0	-100,00
KOREA, REPUBLIC OF	9.705.100	10.573.414	8,95	19.299.733	20.914.281	8,37
TAIWAN	14.500.584	16.253.647	12,09	29.971.978	36.841.021	22,92
CHINA	97.741.626	103.119.827	5,50	89.694.369	108.685.448	21,17
MONGOLIA	683	12.683	1.756,95	1.774	43.132	2.331,34
MACAU	63.656	2.769	-95,65	30.344	7.265	-76,06
PAPUA NEW GUINEA	1.456.675	686.174	-52,89	2.178.883	1.659.322	-23,85
THAILAND	23.827.950	24.692.232	3,63	54.753.773	69.429.606	26,80
SINGAPORE	70.402.492	70.353.457	-0,07	116.178.638	156.776.089	34,94
PHILIPPINES	22.621.370	32.483.772	43,60	49.027.429	62.744.940	27,98
MALAYSIA	104.017.906	98.195.145	-5,60	148.802.519	173.277.962	16,45
MYANMAR (FORM. BURMA)	3.926.766	5.588.857	42,33	3.922.993	8.193.350	108,85
CAMBODIA	150.213	219.257	45,96	1.023.069	405.693	-60,35
BRUNEI DARUSSALAM	481.022	371.208	-22,83	558.481	525.289	-5,94
LAO PEOPLE'S DEMOCRATIC REPUBLIC	1.180	0	-100,00	13.730	0	-100,00
NEPAL	152.134	90.670	-40,40	245.130	208.254	-15,04
BHUTAN	0	203	--	0	1.030	--
VIET NAM	41.430.407	48.143.258	16,20	54.442.153	69.439.765	27,55
MALDIVES	211.330	240.964	14,02	505.389	529.249	4,72
INDIA	39.601.710	19.402.018	-51,01	45.189.784	28.833.412	-36,19
PAKISTAN	4.146.668	4.880.492	17,70	8.410.137	8.954.643	6,47
BANGLADESH	24.230.277	28.855.120	19,09	25.953.984	34.491.758	32,90
SRI LANKA	7.388.068	7.363.116	-0,34	10.778.440	12.793.895	18,70
AFGHANISTAN	0	18.376	--	0	32.145	--
IRAN (ISLAMIC REPUBLIC OF)	53.029	123.773	133,41	96.530	459.388	375,90
SAUDI ARABIA	3.847.638	5.995.079	55,81	11.285.487	17.431.778	54,46
ISRAEL	0	406.337	--	0	734.378	--
KUWAIT	1.585.968	551.306	-65,24	2.513.058	1.514.959	-39,72
JORDAN	134.531	397.704	195,62	260.642	651.887	150,11
LEBANON	874.836	653.536	-25,30	1.592.941	1.634.250	2,59
YEMEN	1.477.416	2.498.447	69,11	2.199.307	3.881.322	76,48

TABEL 5. PERKEMBANGAN EKSPOR INDONESIA MENURUT KOMODITI DAN NEGARA TUJUAN

JENIS BARANG	BERAT BERSIH (KG)		PERUB %	NILAI FOB (US \$)		PERUB %
	JAN-NOV 2007	JAN-NOV 2008		JAN-NOV 2007	JAN-NOV 2008	
(1)	(2)	(3)	(4)	(5)	(6)	(7)
OMAN	348.657	277.393	-20,44	647.488	583.313	-9,91
SYRIA ARAB REPUBLIC	764.422	1.184.286	54,93	1.646.427	2.410.270	46,39
TURKEY	65.745.792	62.513.184	-4,92	64.554.129	75.039.394	16,24
UNITED ARAB EMIRATES	8.914.425	6.523.153	-26,82	17.645.764	16.131.700	-8,58
QATAR	121.803	64.760	-46,83	404.041	242.934	-39,87
BAHRAIN	4.065.420	4.350.854	7,02	3.738.850	4.298.376	14,97
CYPRUS	65.355	40.730	-37,68	154.632	151.131	-2,26
EGYPT	9.038.710	14.860.014	64,40	9.389.791	16.207.802	72,61
LIBYAN ARAB JAMAHIRIYA	150.576	79.341	-47,31	455.629	304.176	-33,24
MOROCCO	358.846	204.382	-43,04	1.450.186	793.443	-45,29
TUNISIA	65.611	107.791	64,29	162.292	289.122	78,15
ALGERIA	500.030	1.993.760	298,73	610.332	2.860.523	368,68
SUDAN	226.989	324.355	42,89	513.964	2.130.710	314,56
ERITREA	2.242	0	-100,00	10.698	0	-100,00
NAMIBIA	0	29	--	0	62	--
ETHIOPIA	224.044	54.299	-75,76	299.217	37.639	-87,42
TANZANIA, UNITED REPUBLIC OF	324.722	464.483	43,04	695.357	876.096	25,99
MADAGASCAR	280.690	395.078	40,75	455.949	788.444	72,92
SOMALIA	20.902	71.831	243,66	82.957	232.242	179,95
KENYA	617.304	3.136.350	408,07	876.578	4.034.484	360,25
REUNION	211.921	174.405	-17,70	345.155	320.122	-7,25
MOZAMBIQUE	17.954	6.072	-66,18	40.212	6.466	-83,92
BOTSWANA	2	401	19.950,00	7	1.354	19.242,86
TOGO	486.346	504.672	3,77	816.352	1.005.080	23,12
GHANA	862.207	973.721	12,93	1.194.794	1.723.960	44,29
LIBERIA	18.320	92.429	404,53	15.524	80.347	417,57
GUINEA	1.104.424	675.984	-38,79	1.440.154	980.338	-31,93
ANGOLA	236.445	144.333	-38,96	254.296	237.793	-6,49
CONGO	0	15.418	--	0	40.656	--
CAMEROON	381.761	385.954	1,10	674.916	969.718	43,68
NIGERIA	5.927.232	5.090.558	-14,12	12.345.751	16.757.911	35,74
SIERRA LEONE	0	1.246	--	0	4.744	--
GABON	178.094	130.360	-26,80	311.467	292.336	-6,14
COTE D'IVOIRE	874.954	493.120	-43,64	1.057.212	1.557.430	47,31
SENEGAL	69.196	102.812	48,58	240.825	319.223	32,55
MAURITANIA	66.332	39.244	-40,84	108.386	68.979	-36,36
MALI	205.816	276.525	34,36	301.875	587.163	94,51
BENIN	144.346	101.361	-29,78	196.311	152.844	-22,14
BURKINA FASO	35.427	55.588	56,91	42.518	103.190	142,70
GAMBIA	40.329	31	-99,92	72.476	117	-99,84
U.S. VIRGIN ISLANDS	47	0	-100,00	154	0	-100,00
SEYCHELLES	6.168	9.296	50,71	33.770	19.875	-41,15
UGANDA	2.314	2.064	-10,80	6.182	5.935	-4,00
CENTRAL AFRICAN REPUBLIC	12.068	0	-100,00	8.761	0	-100,00
DJIBOUTI	463.164	76.530	-83,48	931.874	222.924	-76,08
SAINT HELENA	0	210.000	--	0	343.675	--
SAO TOME AND PRINCIPE	13.205	0	-100,00	24.782	0	-100,00
SWAZILAND	0	2.058	--	0	4.896	--
SOUTH AFRICA	2.187.259	3.390.207	55,00	4.242.456	6.069.781	43,07
ZIMBABWE	25.661	100	-99,61	40.680	400	-99,02
ZAMBIA	71.272	75.655	6,15	108.304	126.359	16,67
COMOROS	0	4.085	--	0	15.488	--
MAURITIUS	3.315.253	5.995.072	80,83	4.484.057	8.128.045	81,27
RWANDA	0	5.579	--	0	28.777	--
VIRGIN ISLANDS (BRITISH)	138	92.478	66.913,04	1.330	119.214	8.863,46
AUSTRALIA	71.086.212	48.021.767	-32,45	102.176.725	84.815.089	-16,99
NEW ZEALAND	12.177.764	2.758.904	-77,34	17.044.494	5.907.636	-65,34
MICRONESIA, FEDERATED STATES OF	781	13.585	1.639,44	2.277	15.244	569,48
GUAM	2.904	1.335	-54,03	5.643	13.473	138,76
PALAU	1.947	470	-75,86	1.893	1.053	-44,37
NEW CALEDONIA	82.034	105.531	28,64	416.709	739.905	77,56
SAINT VINCENT AND THE GRENADINES	1.427	128	-91,03	2.663	206	-92,26
VANUATU	13.423	10.591	-21,10	31.086	17.985	-42,14
WALLIS AND FUTUNA ISLANDS	374	32	-91,44	680	50	-92,65
COOK ISLANDS	7.033	8.483	20,62	13.511	20.575	52,28
FIJI	356.456	530.746	48,90	1.034.025	1.549.118	49,81
KIRIBATI	2.668	90	-96,63	4.755	477	-89,97
MARSHALL ISLANDS	935	0	-100,00	1.342	0	-100,00
SAMOA	55.608	28.830	-48,15	392.152	165.606	-57,77
SOLOMON ISLANDS	35.963	48.248	34,16	54.091	72.931	34,83
TONGA	3.136	17.725	465,21	9.558	15.947	66,84
TUVALU	1.196	0	-100,00	2.852	0	-100,00
CHRISTMAS ISLANDS	3.225	0	-100,00	1.834	0	-100,00
EAST TIMOR	45.802	2.691.536	5.776,46	138.573	2.037.751	1.370,53
UNITED STATES	144.320.257	162.842.409	12,83	245.753.057	303.224.535	23,39
CANADA	3.250.359	1.895.199	-41,69	8.295.932	7.068.772	-14,79
MEXICO	864.371	1.031.238	19,31	3.197.268	3.779.147	18,20
GUATEMALA	158.103	1.461.764	824,56	496.541	2.286.013	360,39
HONDURAS	58.057	46.812	-19,37	124.180	140.811	13,39
NICARAGUA	0	668	--	0	1.153	--
PANAMA	216.923	456.417	110,41	564.077	4.893.477	767,52

TABEL 5. PERKEMBANGAN EKSPOR INDONESIA MENURUT KOMODITI DAN NEGARA TUJUAN

JENIS BARANG	BERAT BERSIH (KG)		PERUB %	NILAI FOB (US \$)		PERUB %
	JAN-NOV 2007	JAN-NOV 2008		JAN-NOV 2007	JAN-NOV 2008	
(1)	(2)	(3)	(4)	(5)	(6)	(7)
CUBA	25.032	0	-100,00	39.404	0	-100,00
SURINAME	24.583	32.367	31,66	83.348	67.461	-19,06
CHILE	25.469	329.261	1.192,79	74.091	964.896	1.202,31
VENEZUELA	55.150	42.252	-23,39	248.467	191.344	-22,99
ARGENTINA	536.947	790.652	47,25	1.476.001	1.153.077	-21,88
BRAZIL	4.928.658	565.292	-88,53	9.455.140	4.066.337	-56,99
COLOMBIA	99.588	118.267	18,76	1.228.383	1.360.577	10,76
BOLIVIA	7.099	36.912	419,96	16.742	110.103	557,65
URUGUAY	524.161	1.008.391	92,38	807.239	1.662.765	105,98
PARAGUAY	1.337.599	1.646.500	23,09	1.727.645	2.603.260	50,68
ECUADOR	37.408	52.550	40,48	77.320	120.032	55,24
PERU	459.649	916.828	99,46	1.076.618	2.264.392	110,32
GUYANA	82.426	76.900	-6,70	128.788	140.386	9,01
TRINIDAD AND TOBAGO	18.601	10.360	-44,30	54.714	71.041	29,84
BAHAMAS	7.853	6.401	-18,49	5.370	10.471	94,99
JAMAICA	51.076	18.068	-64,63	105.459	34.903	-66,90
PUERTO RICO	57.461	167.988	192,35	98.650	375.931	281,08
BELIZE	3.483	2.587	-25,72	9.788	4.600	-53,00
DOMINICAN REPUBLIC	33.870	25.176	-25,67	158.350	79.415	-49,85
EL SALVADOR	23.280	281.600	1.109,62	30.751	418.836	1.262,02
COSTA RICA	18.482	401.400	2.071,84	59.246	635.383	972,45
HAITI	0	2.834	--	0	11.801	--
BARBADOS	362	104	-71,27	2.062	346	-83,22
ANTIGUA AND BARBUDA	120	206	71,67	158	573	262,66
ANGUILLA	136	0	-100,00	387	0	-100,00
ARUBA	343	0	-100,00	600	0	-100,00
BERMUDA	1.065	934	-12,30	7.753	4.489	-42,10
CAYMAN ISLANDS	2.929	2.567	-12,36	2.186	746	-65,87
DOMINICA	17	0	-100,00	32	0	-100,00
FALKLAND ISLANDS (MALVINAS)	27	0	-100,00	36	0	-100,00
FRENCH GUIANA	5.916	2.041	-65,50	45.052	4.288	-90,48
FRENCH POLYNESIA	26.934	28.531	5,93	75.505	66.957	-11,32
GRENADA	1.826	316	-82,69	3.509	1.572	-55,20
MARTINIQUE	991	2.736	176,08	6.856	16.893	146,40
NETHERLANDS ANTILLES	56.982	64.702	13,55	71.920	84.373	17,32
TURKS AND CAICOS ISLANDS	0	810	--	0	1.732	--
GADELOUPE	8.010	15.217	89,98	16.655	35.271	111,77
SAINT KITTS AND NEVIS	19	0	-100,00	265	0	-100,00
UNITED KINGDOM	10.336.211	10.017.292	-3,09	24.751.996	25.472.596	2,91
NETHERLANDS	7.755.374	4.116.932	-46,92	19.581.658	9.903.821	-49,42
FRANCE	3.466.742	4.543.323	31,05	12.372.593	16.258.317	31,41
GERMANY, FED. REP. OF	3.809.835	4.748.782	24,65	10.898.271	14.478.195	32,85
AUSTRIA	9.952	12.610	26,71	238.896	69.022	-71,11
BELGIUM	4.527.171	13.778.002	204,34	8.560.596	30.216.285	252,97
SWITZERLAND	1.498.591	1.257.479	-16,09	2.387.989	2.340.668	-1,98
DENMARK	450.471	224.861	-50,08	1.194.794	794.894	-33,47
NORWAY	59.280	82.536	39,23	158.193	358.405	126,56
SWEDEN	252.515	495.007	96,03	757.891	1.307.558	72,53
FINLAND	506.345	275.520	-45,59	1.029.004	721.057	-29,93
IRELAND	1.263.260	780.231	-38,24	2.098.236	1.468.819	-30,00
ITALY	4.543.658	3.588.074	-21,03	9.323.222	9.572.249	2,67
SPAIN	4.996.915	7.575.882	51,61	12.564.451	15.844.404	26,11
PORTUGAL	1.671.763	495.287	-70,37	2.653.456	1.467.383	-44,70
ICELAND	404.393	396.030	-2,07	549.789	620.199	12,81
GREECE	4.567.347	2.809.597	-38,49	8.342.767	6.205.429	-25,62
ANDORRA	0	256	--	0	118	--
DEMOCRATIC REPUBLIC OF THE CONGO	22.738	362.322	1.493,46	24.782	517.869	1.989,70
HUNGARY	163.252	203.983	24,95	433.823	590.760	36,18
POLAND	1.688.995	1.156.946	-31,50	3.472.477	3.236.384	-6,80
ROMANIA	707.492	1.223.668	72,96	1.146.273	2.156.693	88,15
BULGARIA	96.392	288.239	199,03	280.888	465.990	65,90
YUGOSLAVIA	0	525	--	0	4.172	--
ALBANIA	136.538	305	-99,78	198.255	459	-99,77
ARMENIA	26.718	69.109	158,66	86.635	217.575	151,14
AZERBAIJAN	0	17.207	--	0	64.731	--
KAZAKHSTAN	0	312.000	--	0	553.500	--
TAJKISTAN	1.383	0	-100,00	9.038	0	-100,00
TURKMENISTAN	15.000	0	-100,00	39.075	0	-100,00
UKRAINE	4.045.273	3.595.242	-11,12	6.233.398	5.616.176	-9,90
UZBEKISTAN	9.664	0	-100,00	24.298	0	-100,00
LITHUANIA	180.285	412.505	128,81	370.754	851.956	129,79
LATVIA	59.215	32.286	-45,48	130.054	71.174	-45,27
ESTONIA	51.519	0	-100,00	95.226	0	-100,00
CROATIA	19.534	39.863	104,07	41.896	83.601	99,54
BOSNIA AND HERZEGOVINA	22	88.906	404.018,18	375	94.343	25.058,13
MALTA	24.391	24.001	-1,60	80.868	75.241	-6,96
SLOVAKIA	11.675	19.529	67,27	85.425	223.411	161,53
SLOVENIA	331.777	488.838	47,34	482.012	850.959	76,54
CZECH REPUBLIC	13.118	9.718	-25,92	62.566	56.232	-10,12
SOUTH GEORGIA AND THE SOUTH SA	0	43	--	0	37	--
RUSSIA FEDERATION	1.363.269	5.182.740	280,17	3.314.352	10.404.136	213,91

TABEL 5. PERKEMBANGAN EKSPOR INDONESIA MENURUT KOMODITI DAN NEGARA TUJUAN

JENIS BARANG	BERAT BERSIH (KG)		PERUB %	NILAI FOB (US \$)		PERUB %
	JAN-NOV 2007	JAN-NOV 2008		JAN-NOV 2007	JAN-NOV 2008	
(1)	(2)	(3)	(4)	(5)	(6)	(7)
-BAHAN KERTAS	2.211.165.167	2.369.862.151	7,18	955.857.739	1.329.572.468	39,10
JAPAN	125.047.257	154.213.522	23,32	60.711.635	97.503.777	60,60
KOREA, REPUBLIC OF	442.634.570	564.035.621	27,43	171.622.264	303.109.325	76,61
TAIWAN	96.943.095	78.655.268	-18,86	55.002.187	50.103.322	-8,91
CHINA	989.034.820	1.208.288.475	22,17	452.295.214	677.258.927	49,74
THAILAND	4.564.414	13.924.855	205,07	2.104.194	9.014.497	328,41
SINGAPORE	6.649.365	500.842	-92,47	5.336.014	195.949	-96,33
PHILIPPINES	5.419.275	5.184.654	-4,33	1.937.600	2.680.689	38,35
MALAYSIA	21	60.000	285.614,29	25	39.583	158.232,00
VIET NAM	19.474.839	31.414.097	61,31	7.364.383	15.745.311	113,80
INDIA	145.009.952	143.506.008	-1,04	54.357.688	79.930.521	47,05
PAKISTAN	3.143.169	0	-100,00	2.473.612	0	-100,00
BANGLADESH	18.153.247	27.051.313	49,02	7.165.345	14.031.172	95,82
IRAN (ISLAMIC REPUBLIC OF)	1.903.915	1.096.262	-42,42	742.527	636.834	-14,23
SAUDI ARABIA	3.161.328	2.235.691	-29,28	1.251.799	1.179.258	-5,79
KUWAIT	8.458.765	3.491.204	-58,73	3.077.792	1.913.057	-37,84
JORDAN	3.596.128	1.493.910	-58,46	1.594.183	841.567	-47,21
LEBANON	0	19.802	--	0	11.881	--
UNITED ARAB EMIRATES	17.732.455	6.005.495	-66,13	7.411.578	3.278.474	-55,77
EGYPT	1.428.849	0	-100,00	631.136	0	-100,00
ETHIOPIA	100.000	0	-100,00	40.473	0	-100,00
REUNION	347	0	-100,00	436	0	-100,00
SOUTH AFRICA	431	0	-100,00	475	0	-100,00
AUSTRALIA	99.777	496.190	397,30	33.237	262.981	691,23
NEW ZEALAND	1.998.649	0	-100,00	720.203	0	-100,00
AMERICAN SAMOA	1	0	-100,00	1	0	-100,00
UNITED STATES	59.725.269	0	-100,00	21.141.290	0	-100,00
CANADA	1	0	-100,00	1	0	-100,00
PANAMA	0	1.000.000	--	0	625.000	--
UNITED KINGDOM	0	5	--	0	5	--
NETHERLANDS	61.845.287	10.008.739	-83,82	24.144.471	5.283.241	-78,12
FRANCE	48.352.771	22.473.995	-53,52	19.480.334	12.279.381	-36,97
GERMANY, FED. REP. OF	0	96.364	--	0	53.887	--
BELGIUM	195	0	-100,00	30	0	-100,00
FINLAND	19.921	0	-100,00	7.632	0	-100,00
ITALY	146.667.019	94.609.839	-35,49	55.209.802	53.593.829	-2,93
SPAIN	13	0	-100,00	143	0	-100,00
RUSSIA FEDERATION	22	0	-100,00	35	0	-100,00
-ALAS KAKI (KULIT, KARET DAN KANVAS)	104.375.336	116.724.566	11,83	1.487.386.431	1.696.758.397	14,08
JAPAN	6.693.548	6.378.765	-4,70	77.630.900	81.975.973	5,60
HONG KONG	1.137.013	1.560.979	37,29	15.280.466	21.384.668	39,95
KOREA, DEMOCRATIC PEOPLE'S REPUB	188	20.802	10.964,89	868	312.730	35.928,80
KOREA, REPUBLIC OF	2.145.712	2.098.563	-2,20	26.720.296	29.173.218	9,18
TAIWAN	1.752.990	1.711.335	-2,38	11.591.359	14.476.819	24,89
CHINA	2.191.599	4.005.290	82,76	33.850.450	59.980.502	77,19
MACAU	1	0	-100,00	3	0	-100,00
PAPUA NEW GUINEA	245.955	91.676	-62,73	1.032.995	855.784	-17,16
THAILAND	547.632	575.006	5,00	9.189.545	11.022.699	19,95
SINGAPORE	4.222.235	4.314.109	2,18	42.993.914	40.294.416	-6,28
PHILIPPINES	429.241	666.428	55,26	4.526.625	5.944.005	31,31
MALAYSIA	1.204.352	994.918	-17,39	13.719.506	9.814.832	-28,46
CAMBODIA	1.039	6.469	522,62	4.811	34.477	616,63
BRUNEI DARUSSALAM	59.956	21.906	-63,46	331.287	662.345	99,93
LAO PEOPLE'S DEMOCRATIC REPUBLIC	27	0	-100,00	460	0	-100,00
NEPAL	1.463	2.464	68,42	27.442	32.058	16,82
VIET NAM	179.034	138.992	-22,37	1.500.916	1.501.549	0,04
MALDIVES	275.058	254.903	-7,33	400.871	364.016	-9,19
INDIA	166.775	183.661	10,13	1.442.391	2.128.595	47,57
PAKISTAN	9.093	456	-94,99	41.297	3.847	-90,68
BANGLADESH	47.318	83.846	77,20	218.081	445.627	104,34
SRI LANKA	24.862	34.312	38,01	18.110	179.319	890,17
AFGHANISTAN	493	0	-100,00	4.303	0	-100,00
IRAN (ISLAMIC REPUBLIC OF)	54	0	-100,00	208	0	-100,00
SAUDI ARABIA	233.230	330.447	41,68	845.497	1.147.697	35,74
ISRAEL	0	202.954	--	0	3.051.834	--
KUWAIT	1.967	3.594	82,71	40.435	25.981	-35,75
JORDAN	30.541	29.540	-3,28	48.019	97.859	103,79
LEBANON	23.394	27.651	18,20	249.086	302.115	21,29
YEMEN	124.807	352.579	182,50	304.411	496.230	63,01
OMAN	542	0	-100,00	640	0	-100,00
SYRIA ARAB REPUBLIC	5.125	6.881	34,26	46.026	83.285	80,95
TURKEY	729.299	907.018	24,37	9.767.703	12.437.330	27,33
UNITED ARAB EMIRATES	533.283	646.589	21,25	7.337.534	8.348.480	13,78
QATAR	0	8.009	--	0	173.252	--
BAHRAIN	780	556	-28,72	5.583	4.854	-13,06
CYPRUS	24.596	10.928	-55,57	211.020	179.162	-15,10
EGYPT	48.401	81.882	69,17	935.477	1.270.035	35,76
MOROCCO	11.723	10.640	-9,24	86.956	117.482	35,11
TUNISIA	6.356	11.421	79,69	74.014	160.634	117,03

TABEL 5. PERKEMBANGAN EKSPOR INDONESIA MENURUT KOMODITI DAN NEGARA TUJUAN

JENIS BARANG	BERAT BERSIH (KG)		PERUB %	NILAI FOB (US \$)		PERUB %
	JAN-NOV 2007	JAN-NOV 2008		JAN-NOV 2007	JAN-NOV 2008	
(1)	(2)	(3)	(4)	(5)	(6)	(7)
ALGERIA	966	2.150	122,57	15.021	44.203	194,27
SUDAN	6	0	-100,00	49	0	-100,00
ERITREA	174	0	-100,00	833	0	-100,00
NAMIBIA	0	34	--	0	103	--
ETHIOPIA	0	151	--	0	120	--
TANZANIA, UNITED REPUBLIC OF	1.195	2.204	84,44	13.055	4.598	-64,78
MADAGASCAR	84.023	44.931	-46,53	69.166	48.280	-30,20
KENYA	70.153	34.481	-50,85	214.620	172.378	-19,68
REUNION	36.392	26.306	-27,71	189.310	221.253	16,87
MOZAMBIQUE	34.188	34.384	0,57	39.204	13.589	-65,34
TOGO	5.878	4.863	-17,27	9.100	10.189	11,97
GHANA	19.000	19.176	0,93	14.868	48.689	227,48
LIBERIA	85	27	-68,24	700	100	-85,71
GUINEA	12.161	24.123	98,36	12.906	63.004	388,18
CONGO	107.663	114.662	6,50	166.301	100.380	-39,64
CAMEROON	1.698	6.360	274,56	20.143	23.218	15,27
NIGERIA	0	226	--	0	6.952	--
GABON	3.553	3.672	3,35	28.364	39.085	37,80
COTE D'IVOIRE	2.700	2.350	-12,96	25.908	29.100	12,32
SENEGAL	31.560	25.656	-18,71	57.395	66.801	16,39
BENIN	1.147	60.352	5.161,73	2.142	58.909	2.650,19
GAMBIA	887	0	-100,00	1.043	0	-100,00
U.S. VIRGIN ISLANDS	206	125	-39,32	802	409	-49,00
SEYCHELLES	3.943	3.056	-22,50	19.801	15.993	-19,23
UGANDA	2.874	0	-100,00	27.196	0	-100,00
DJIBOUTI	200	0	-100,00	5.226	0	-100,00
SAO TOME AND PRINCIPE	2.134	212	-90,07	3.780	179	-95,26
SOUTH AFRICA	967.044	980.656	1,41	12.987.884	13.788.880	6,17
ZAMBIA	13.499	10.750	-20,36	59.854	70.112	17,14
COMOROS	7.767	7.735	-0,41	34.872	29.139	-16,44
MAURITIUS	47.837	33.504	-29,96	121.900	92.977	-23,73
RWANDA	40	0	-100,00	857	0	-100,00
AUSTRALIA	1.571.555	2.000.653	27,30	22.928.376	29.864.647	30,25
NEW ZEALAND	196.834	238.013	20,92	3.047.799	4.171.728	36,88
GUAM	324	2	-99,38	645	17	-97,36
PALAU	50	489	878,00	56	891	1.491,07
NEW CALEDONIA	9.725	3.113	-67,99	43.555	11.207	-74,27
NORTHERN MARIANA ISLANDS	2.043	0	-100,00	21.387	0	-100,00
SAINT VINCENT AND THE GRENADINES	377	1	-99,73	732	23	-96,86
VANUATU	2.340	12.281	424,83	7.709	112.620	1.360,89
AMERICAN SAMOA	99	4	-95,96	1.136	361	-68,22
COOK ISLANDS	3.458	146	-95,78	7.968	1.848	-76,81
FIJI	20.531	10.929	-46,77	86.924	68.815	-20,83
MARSHALL ISLANDS	4	0	-100,00	174	0	-100,00
TONGA	672	0	-100,00	829	0	-100,00
EAST TIMOR	3.876	724.056	18.580,50	39.708	748.076	1.783,94
UNITED STATES	22.639.449	23.080.804	1,95	351.653.240	354.102.120	0,70
CANADA	960.442	885.332	-7,82	14.154.762	13.823.780	-2,34
MEXICO	3.072.887	3.250.534	5,78	32.477.870	37.063.475	14,12
GUATEMALA	14	6.179	44.035,71	195	52.996	27.077,44
HONDURAS	22.414	45.899	104,78	156.319	386.433	147,21
NICARAGUA	0	59	--	0	85	--
PANAMA	840.890	1.051.614	25,06	12.296.948	17.116.225	39,19
CUBA	220	21.300	9.581,82	945	49.500	5.138,10
SURINAME	3.795	368	-90,30	13.169	4.690	-64,39
CHILE	491.504	860.930	75,16	7.388.048	12.993.750	75,88
VENEZUELA	10.371	75.937	632,21	164.470	930.038	465,48
ARGENTINA	426.578	561.310	31,58	6.358.446	8.868.279	39,47
BRAZIL	553.357	893.274	61,43	8.090.145	15.177.918	87,61
COLOMBIA	151.892	138.356	-8,91	2.049.984	2.034.643	-0,75
BOLIVIA	1.250	8.137	550,96	19.600	133.663	581,95
URUGUAY	55.532	85.891	54,67	935.908	1.530.365	63,52
PARAGUAY	26.880	74.448	176,96	336.483	1.053.229	213,01
ECUADOR	79.183	82.288	3,92	1.158.503	1.262.221	8,95
PERU	78.334	123.112	57,16	899.425	1.376.518	53,04
TRINIDAD AND TOBAGO	550	0	-100,00	7.626	0	-100,00
JAMAICA	168	6.501	3.769,64	4.026	67.012	1.564,48
PUERTO RICO	8.273	5.771	-30,24	43.504	57.806	32,88
BELIZE	3.119	1	-99,97	6.431	5	-99,92
DOMINICAN REPUBLIC	2.311	1.509	-34,70	7.025	2.885	-58,93
EL SALVADOR	36.033	3.955	-89,02	149.146	56.307	-62,25
COSTA RICA	21.718	18.289	-15,79	226.356	240.121	6,08
BARBADOS	119	22.572	18.868,07	165	62.308	37.662,42
ANTIGUA AND BARBUDA	1	298	29.700,00	10	1.731	17.210,00
ARUBA	15	0	-100,00	764	0	-100,00
BERMUDA	142	276	94,37	1.267	1.529	20,68
CAYMAN ISLANDS	127	2	-98,43	10.581	125	-98,82
FALKLAND ISLANDS (MALVINAS)	151	0	-100,00	198	0	-100,00
FRENCH GUIANA	51	16	-68,63	62	55	-11,29
FRENCH POLYNESIA	17.529	9.513	-45,73	56.998	37.766	-33,74
GRENADA	0	395	--	0	402	--

TABEL 5. PERKEMBANGAN EKSPOR INDONESIA MENURUT KOMODITI DAN NEGARA TUJUAN

JENIS BARANG	BERAT BERSIH (KG)		PERUB %	NILAI FOB (US \$)		PERUB %
	JAN-NOV 2007	JAN-NOV 2008		JAN-NOV 2007	JAN-NOV 2008	
(1)	(2)	(3)	(4)	(5)	(6)	(7)
MARTINIQUE	1.629	1.036	-36,40	4.609	2.613	-43,31
NETHERLANDS ANTILLES	5.131	7.506	46,29	68.587	87.828	28,05
SAINT LUCIA	296	1.870	531,76	3.975	9.854	147,90
TURKS AND CAICOS ISLANDS	0	166	--	0	355	--
GAUPELOUPE	3.733	2.584	-30,78	7.294	5.894	-19,19
SAINT KITTS AND NEVIS	1	2	100,00	16	28	75,00
UNITED KINGDOM	8.898.234	9.912.013	11,39	116.489.935	137.067.838	17,66
NETHERLANDS	6.096.089	5.608.301	-8,00	89.159.465	89.594.276	0,49
FRANCE	2.782.771	2.959.838	6,36	39.655.080	41.972.597	5,84
GERMANY, FED. REP. OF	7.933.314	9.840.774	24,04	135.514.042	166.640.157	22,97
AUSTRIA	54.627	138.692	153,89	650.252	2.244.698	245,20
BELGIUM	8.476.443	10.850.541	28,01	132.657.303	166.027.627	25,16
SWITZERLAND	147.563	214.686	45,49	1.866.716	2.802.354	50,12
MONACO	4.724	1.580	-66,55	58.381	16.863	-71,12
DENMARK	1.249.083	1.962.841	57,14	27.807.752	36.652.176	31,81
NORWAY	132.973	105.395	-20,74	2.396.602	2.327.134	-2,90
SWEDEN	160.573	481.779	200,04	2.469.714	4.879.315	97,57
FINLAND	63.247	107.348	69,73	1.556.149	3.246.438	108,62
IRELAND	220.585	218.554	-0,92	3.402.447	3.322.373	-2,35
ITALY	7.454.999	7.442.034	-0,17	106.726.176	123.661.090	15,87
SPAIN	2.075.159	2.141.482	3,20	27.004.053	30.101.562	11,47
PORTUGAL	338.140	197.187	-41,68	9.995.454	5.428.496	-45,69
ICELAND	956	1.385	44,87	10.062	17.580	74,72
GREECE	426.173	699.470	64,13	6.092.209	10.411.219	70,89
HUNGARY	41.308	65.528	58,63	406.843	670.126	64,71
POLAND	67.977	84.009	23,58	727.342	815.353	12,10
ROMANIA	1.410	3.727	164,33	13.395	63.803	376,32
BULGARIA	16.728	41.874	150,32	104.477	270.887	159,28
YUGOSLAVIA	41.660	106.182	154,88	669.274	1.617.072	141,62
KAZAKHSTAN	0	11.118	--	0	204.539	--
KYRGYZSTAN	0	523	--	0	4.478	--
UKRAINE	130.995	205.565	56,93	1.862.479	2.999.502	61,05
LITHUANIA	4.009	9.853	145,77	124.047	319.638	157,67
LATVIA	21.630	9.576	-55,73	283.548	100.114	-64,69
ESTONIA	191.619	3.951	-97,94	4.869.627	48.383	-99,01
CROATIA	51.698	20.335	-60,67	475.058	287.841	-39,41
BOSNIA AND HERZEGOVINA	0	1.274	--	0	12.932	--
MALTA	1.067	93	-91,28	22.817	1.848	-91,90
SLOVAKIA	625.150	467.795	-25,17	23.847.095	17.466.627	-26,76
SLOVENIA	51.568	148.013	187,02	667.726	1.601.035	139,77
CZECH REPUBLIC	71.172	85.882	20,67	1.014.253	1.172.623	15,61
RUSSIA FEDERATION	645.060	1.039.932	61,21	9.224.755	15.680.669	69,98
-PRODUK KERAMIK	451.567.641	453.767.439	0,49	263.548.245	285.079.973	8,17
JAPAN	8.997.834	7.085.426	-21,25	24.182.594	24.759.099	2,38
HONG KONG	698.515	879.497	25,91	1.505.089	2.030.621	34,92
KOREA, DEMOCRATIC PEOPLE'S REPUB	71	0	-100,00	13	0	-100,00
KOREA, REPUBLIC OF	50.772.059	45.804.672	-9,78	18.284.115	19.965.931	9,20
TAIWAN	39.685.945	41.036.929	3,40	12.982.333	14.172.546	9,17
CHINA	1.013.575	835.331	-17,59	1.971.689	2.655.892	34,70
MACAU	57.639	52.034	-9,72	731.182	334.323	-54,28
PAPUA NEW GUINEA	417.956	441.334	5,59	97.964	101.361	3,47
THAILAND	22.091.188	32.889.194	48,88	7.647.065	11.573.507	51,35
SINGAPORE	5.962.882	4.815.013	-19,25	4.357.332	3.991.730	-8,39
PHILIPPINES	8.888.962	15.358.963	72,79	2.467.551	3.762.236	52,47
MALAYSIA	37.644.173	53.033.596	40,88	8.745.867	13.312.872	52,22
MYANMAR (FORM. BURMA)	1.192.807	1.358.703	13,91	179.056	218.936	22,27
CAMBODIA	3.021.861	6.327.418	109,39	663.706	1.380.751	108,04
BRUNEI DARUSSALAM	3.013.435	3.761.155	24,81	837.981	1.104.084	31,76
LAO PEOPLE'S DEMOCRATIC REPUBLIC	181.291	42.850	-76,36	57.494	12.422	-78,39
NEPAL	66.940	47.036	-29,73	19.218	37.193	93,53
BHUTAN	0	1.273	--	0	6.446	--
VIET NAM	1.355.811	2.580.266	90,31	687.549	1.184.014	72,21
MALDIVES	1.525.150	3.668.474	140,53	703.569	1.005.805	42,96
INDIA	1.702.911	2.381.875	39,87	2.891.684	4.285.389	48,20
PAKISTAN	16.643.990	15.089.393	-9,34	3.180.053	3.188.236	0,26
BANGLADESH	331.019	518.388	56,60	231.009	224.892	-2,65
SRI LANKA	12.856.625	18.999.066	47,78	2.651.262	3.639.154	37,26
AFGHANISTAN	0	518.609	--	0	87.590	--
IRAQ	0	444.797	--	0	116.255	--
IRAN (ISLAMIC REPUBLIC OF)	318.012	182.220	-42,70	56.405	682.288	1.109,62
SAUDI ARABIA	20.300.858	16.125.295	-20,57	3.860.199	3.459.829	-10,37
ISRAEL	24.082	2.566.819	10.558,66	25.941	676.778	2.508,91
KUWAIT	2.282.628	1.377.433	-39,66	566.454	426.373	-24,73
JORDAN	938.324	2.387.641	154,46	192.129	481.375	150,55
LEBANON	31.518	218.871	594,43	90.916	222.853	145,12
YEMEN	1.804.150	993.734	-44,92	370.039	252.256	-31,83
OMAN	48.709	135.673	178,54	90.012	54.169	-39,82
SYRIA ARAB REPUBLIC	141	4.638	3.189,36	1.129	23.448	1.976,88
TURKEY	5.173.771	1.979.784	-61,73	3.251.762	2.070.559	-36,33
UNITED ARAB EMIRATES	9.731.589	10.494.971	7,84	3.914.193	6.678.142	70,61

TABEL 5. PERKEMBANGAN EKSPOR INDONESIA MENURUT KOMODITI DAN NEGARA TUJUAN

JENIS BARANG	BERAT BERSIH (KG)		PERUB %	NILAI FOB (US \$)		PERUB %
	JAN-NOV 2007	JAN-NOV 2008		JAN-NOV 2007	JAN-NOV 2008	
	(1)	(2)	(3)	(4)	(5)	(6)
QATAR	3.218.148	4.819.962	49,77	1.440.954	2.019.836	40,17
BAHRAIN	414.679	709.886	71,19	162.089	362.501	123,64
CYPRUS	116.957	30.117	-74,25	91.142	44.774	-50,87
EGYPT	579.775	786.513	35,66	294.162	887.521	201,71
LIBYAN ARAB JAMAHIRIYA	0	27.519	--	0	88.102	--
MOROCCO	50.105	34.470	-31,20	26.338	26.442	0,39
TUNISIA	2.236	14.380	543,11	4.589	35.123	665,37
ALGERIA	513	0	-100,00	1.423	0	-100,00
SUDAN	92	37.784	40.969,57	652	45.230	6.837,12
NAMIBIA	180	805	347,22	492	1.723	250,20
ETHIOPIA	0	663	--	0	525	--
TANZANIA, UNITED REPUBLIC OF	15.550	212.542	1.266,83	6.598	62.005	839,75
MADAGASCAR	44.218	5.690	-87,13	9.430	9.857	4,53
KENYA	117.523	743	-99,37	21.673	999	-95,39
REUNION	3.463.548	1.853.826	-46,48	813.370	486.742	-40,16
MOZAMBIQUE	7.210	1.098	-84,77	13.094	592	-95,48
BOTSWANA	122.208	84.451	-30,90	19.981	14.935	-25,25
TOGO	26.816	17.539	-34,60	4.275	3.858	-9,75
GHANA	2.492	0	-100,00	2.579	0	-100,00
GUINEA	1.966	0	-100,00	3.600	0	-100,00
ANGOLA	1.543.307	944.912	-38,77	486.378	338.171	-30,47
CONGO	154	0	-100,00	100	0	-100,00
CAMEROON	791	344	-56,51	1.150	278	-75,83
NIGERIA	51.823	560.088	980,77	26.178	287.379	997,79
GABON	199	901	352,76	284	2.680	843,66
COTE D'IVOIRE	23.595	14.931	-36,72	11.988	23.616	97,00
SENEGAL	95.905	108	-99,89	45.568	136	-99,70
MAURITANIA	35.914	70.716	96,90	9.920	14.154	42,68
BENIN	2.766	2.560	-7,45	1.354	1.756	29,69
U. S. VIRGIN ISLANDS	93	482	418,28	303	1.165	284,49
SEYCHELLES	8.190	29.853	264,51	25.459	114.652	350,34
UGANDA	48.327	0	-100,00	9.390	0	-100,00
NIGER	0	66	--	0	116	--
DJIBOUTI	0	26.296	--	0	10.862	--
SAO TOME AND PRINCIPE	1.012	1.780	75,89	1.792	1.500	-16,29
SWAZILAND	0	3.382	--	0	1.870	--
SOUTH AFRICA	10.849.126	15.260.877	40,66	28.635.148	28.659.782	0,09
MAURITIUS	6.028.158	6.293.549	4,40	1.253.096	1.527.424	21,89
VIRGIN ISLANDS (BRITISH)	29	2.078	7.065,52	233	2.374	918,88
AUSTRALIA	37.256.008	34.035.898	-8,64	13.757.845	15.587.552	13,30
NEW ZEALAND	2.458.719	1.780.012	-27,60	1.037.192	902.481	-12,99
MICRONESIA, FEDERATED STATES OF	622	144	-76,85	1.691	736	-56,48
GUAM	20.448	6.983	-65,85	18.622	16.243	-12,78
PALAU	4.431	25.838	483,12	4.312	8.207	90,33
NEW CALEDONIA	17.961	59.789	232,88	20.907	57.999	177,41
NIUE	423	0	-100,00	3.191	0	-100,00
NORTHERN MARIANA ISLANDS	2.856	147	-94,85	4.307	255	-94,08
SAINT VINCENT AND THE GRENADINES	1.360	1.171	-13,90	1.824	2.220	21,71
VANUATU	128.806	162.549	26,20	58.081	146.434	152,12
WALLIS AND FUTUNA ISLANDS	292	772	164,38	564	1.539	172,87
AMERICAN SAMOA	74.663	157.413	110,83	16.868	43.742	159,32
COOK ISLANDS	9.380	27.816	196,55	20.000	14.960	-25,20
FIJI	457.039	403.607	-11,69	153.469	157.351	2,53
SAMOA	195.492	145.781	-25,43	43.318	33.288	-23,15
SOLOMON ISLANDS	225	474	110,67	611	1.265	107,04
TONGA	13.870	7.265	-47,62	11.769	16.387	39,24
EAST TIMOR	160.243	1.236.272	671,50	32.107	862.620	2.586,70
UNITED STATES	57.328.626	34.162.191	-40,41	53.590.314	47.756.870	-10,89
CANADA	6.345.482	6.370.137	0,39	4.818.504	4.744.341	-1,54
MEXICO	172.958	145.644	-15,79	446.357	358.387	-19,71
GUATEMALA	275.622	2.362	-99,14	69.441	6.773	-90,25
HONDURAS	38	19.469	51.134,21	239	11.807	4.840,17
NICARAGUA	229	2.248	881,66	172	3.515	1.943,60
PANAMA	617.733	736.988	19,31	158.064	204.026	29,08
SURINAME	16.628	0	-100,00	9.772	0	-100,00
CHILE	532.017	366.726	-31,07	294.092	205.604	-30,09
VENEZUELA	874	1.035	18,42	5.491	2.051	-62,65
ARGENTINA	105.314	93.031	-11,66	95.906	102.351	6,72
BRAZIL	9.119	39.091	328,68	16.243	82.444	407,57
COLOMBIA	137.212	63.287	-53,88	196.465	65.895	-66,46
BOLIVIA	73.541	48.349	-34,26	22.543	12.353	-45,20
URUGUAY	8.008	24.899	210,93	6.040	8.602	42,42
ECUADOR	327	4	-98,78	366	8	-97,81
PERU	142.211	302.220	112,52	79.158	136.881	72,92
TRINIDAD AND TOBAGO	221.404	173.970	-21,42	57.917	56.477	-2,49
BAHAMAS	5.807	19.620	237,87	45.013	10.323	-77,07
JAMAICA	595.055	1.210.082	103,36	163.880	379.551	131,60
PUERTO RICO	650.298	842.925	29,62	260.083	362.682	39,45
BELIZE	0	140	--	0	577	--
DOMINICAN REPUBLIC	8.190	17.471	113,32	11.839	37.605	217,64
EL SALVADOR	240	0	-100,00	123	0	-100,00

TABEL 5. PERKEMBANGAN EKSPOR INDONESIA MENURUT KOMODITI DAN NEGARA TUJUAN

JENIS BARANG	BERAT BERSIH (KG)		PERUB %	NILAI FOB (US \$)		PERUB %
	JAN-NOV 2007	JAN-NOV 2008		JAN-NOV 2007	JAN-NOV 2008	
(1)	(2)	(3)	(4)	(5)	(6)	(7)
COSTA RICA	6.653	65.553	885,31	7.229	29.803	312,27
BARBADOS	4.325	8.621	99,33	4.973	11.160	124,41
ANTIGUA AND BARBUDA	1.049	27.553	2.526,60	2.405	15.996	565,11
ANGUILLA	852	1	-99,88	2.500	3	-99,88
ARUBA	2.039	510	-74,99	3.277	1.641	-49,92
BERMUDA	660	414	-37,27	3.799	2.890	-23,93
CAYMAN ISLANDS	93	748	704,30	28	849	2.932,14
DOMINICA	0	10	--	0	16	--
FRENCH GUIANA	11.519	4.498	-60,95	9.909	9.092	-8,25
FRENCH POLYNESIA	200.020	609.441	204,69	59.069	98.789	67,24
GRENADA	44.639	71.493	60,16	15.731	26.100	65,91
MARTINIQUE	3.351	133.416	3.881,38	4.025	31.987	694,71
NETHERLANDS ANTILLES	35.584	54.607	53,46	24.118	25.150	4,28
SAINT LUCIA	71	1.267	1.684,51	406	7.208	1.675,37
TURKS AND CAICOS ISLANDS	0	489	--	0	830	--
GUADELOUPE	29.913	362.170	1.110,74	31.616	78.942	149,69
SAINT KITTS AND NEVIS	0	566	--	0	233	--
UNITED KINGDOM	8.148.200	9.595.477	17,76	14.305.496	16.548.763	15,68
NETHERLANDS	2.332.040	2.132.670	-8,55	2.106.461	2.487.018	18,07
FRANCE	2.375.313	1.799.526	-24,24	3.842.588	2.678.103	-30,30
GERMANY, FED. REP. OF	638.355	1.424.992	123,23	1.310.077	1.749.809	33,57
AUSTRIA	10.234	16.071	57,04	21.690	28.178	29,91
BELGIUM	6.038.452	3.365.248	-44,27	3.193.106	6.461.359	102,35
SWITZERLAND	344.586	84.704	-75,42	674.853	287.645	-57,38
LUXEMBOURG	0	1.204	--	0	104	--
MONACO	0	11	--	0	39	--
DENMARK	91.694	136.390	48,74	97.269	153.198	57,50
NORWAY	5.149.092	2.108.256	-59,06	1.715.808	1.190.611	-30,61
SWEDEN	1.972.705	2.960.731	50,08	1.151.195	2.539.191	120,57
FINLAND	195.777	161.457	-17,53	1.378.454	1.251.002	-9,25
IRELAND	551.992	250.388	-54,64	693.283	411.129	-40,70
ITALY	15.269.797	8.164.899	-46,53	8.490.705	7.353.081	-13,40
SPAIN	1.887.534	1.118.690	-40,73	2.936.092	1.554.436	-47,06
PORTUGAL	48.923	89.249	82,43	41.349	108.165	161,59
ICELAND	1.269	0	-100,00	8.087	0	-100,00
GREECE	4.892.038	2.997.916	-38,72	1.668.800	1.048.517	-37,17
ANDORRA	0	26.450	--	0	8.988	--
HUNGARY	16.883	31.629	87,34	36.791	43.201	17,42
POLAND	54.924	1.194.705	2.075,20	33.285	280.049	741,37
ROMANIA	3.444	11.398	230,95	4.523	24.402	439,51
BULGARIA	5.708	13.585	138,00	16.048	22.500	40,20
YUGOSLAVIA	1.970	7.686	290,15	2.972	70.271	2.264,43
ALBANIA	0	46	--	0	72	--
ARMENIA	0	4.821	--	0	9.943	--
AZERBAIJAN	1.142	1.717	50,35	9.183	22.113	140,80
KAZAKHSTAN	237	39	-83,54	333	144	-56,76
UKRAINE	4.147.581	3.354.348	-19,13	1.384.059	1.489.740	7,64
LITHUANIA	23.498	626	-97,34	4.552	548	-87,96
ESTONIA	28.510	115.225	304,16	9.990	33.364	233,97
GEORGIA	1.250	2.882	130,56	9.300	9.909	6,55
CROATIA	81.928	118.479	44,61	97.301	127.707	31,25
BOSNIA AND HERZEGOVINA	0	379	--	0	1.773	--
MALTA	453.070	474.364	4,70	97.570	141.906	45,44
SLOVAKIA	8.757	2.251	-74,29	6.413	4.509	-29,69
SLOVENIA	1.415	4.648	228,48	3.556	14.009	293,95
CZECH REPUBLIC	438.968	1.105.209	151,77	283.837	367.999	29,65
FAEROE ISLANDS	125	0	-100,00	1.755	0	-100,00
RUSSIA FEDERATION	2.309.665	564.614	-75,55	1.288.343	555.352	-56,89
-EMAS BATANGAN	30.032	27.064	-9,88	639.933.767	768.475.688	20,09
JAPAN	544	105	-80,70	7.577	2.870.930	37.790,06
HONG KONG	2.510	3.898	55,30	55.120.467	113.347.686	105,64
THAILAND	0	292	--	0	6.924.949	--
SINGAPORE	14.767	10.928	-26,00	324.465.215	311.196.497	-4,09
MALAYSIA	1.301	1.149	-11,68	28.866.828	31.833.297	10,28
AUSTRALIA	10.499	10.679	1,71	222.621.901	301.979.882	35,65
SWITZERLAND	411	0	-100,00	8.851.779	0	-100,00
ITALY	0	13	--	0	322.447	--
-PESAWAT UDARA DAN BAGIANNYA	4.055.956	3.591.115	-11,46	188.396.624	96.442.793	-48,81
JAPAN	12.936	9.172	-29,10	2.498.888	537.495	-78,49
HONG KONG	10.338	16.490	59,51	1.616.787	2.925.235	80,93
KOREA, REPUBLIC OF	5.132	220.385	4.194,33	1.023.016	1.266.456	23,80
TAIWAN	2.647	10.404	293,05	37.700	206.510	447,77
CHINA	17.215	9.598	-44,25	2.716.569	1.439.475	-47,01
PAPUA NEW GUINEA	206	0	-100,00	50.150	0	-100,00
THAILAND	664.863	545.043	-18,02	22.830.822	8.240.249	-63,91
SINGAPORE	636.706	734.306	15,33	22.479.040	18.115.814	-19,41
PHILIPPINES	1.927	33.863	1.657,29	26.114	42.402	62,37
MALAYSIA	116.177	564.078	385,53	8.235.325	6.258.903	-24,00
CAMBODIA	102.002	125	-99,88	1.551.700	2.000	-99,87

TABEL 5. PERKEMBANGAN EKSPOR INDONESIA MENURUT KOMODITI DAN NEGARA TUJUAN

JENIS BARANG	BERAT BERSIH (KG)		PERUB %	NILAI FOB (US \$)		PERUB %
	JAN-NOV 2007	JAN-NOV 2008		JAN-NOV 2007	JAN-NOV 2008	
(1)	(2)	(3)	(4)	(5)	(6)	(7)
BRUNEI DARUSSALAM	13.809	757	-94,52	145.461	76.104	-47,68
NEPAL	58.000	80	-99,86	134.500	1.500	-98,88
VIET NAM	119	0	-100,00	150	0	-100,00
INDIA	57.139	5.309	-90,71	16.343.413	393.076	-97,59
PAKISTAN	684	190.923	27.812,72	2.104.101	3.206.863	52,41
BANGLADESH	69	362.044	524.601,45	200	1.745.101	872.450,50
SRI LANKA	365	651	78,36	3.419	9.120	166,74
AFGHANISTAN	0	6.250	--	0	400.000	--
IRAN (ISLAMIC REPUBLIC OF)	244.007	35.972	-85,26	3.210.025	399.045	-87,57
SAUDI ARABIA	201.415	37.439	-81,41	2.019.685	613.301	-69,63
ISRAEL	0	150	--	0	1.000	--
JORDAN	1.383	1.517	9,69	12.850	544.500	4.137,35
LEBANON	0	320	--	0	978	--
YEMEN	130.308	512	-99,61	2.017.200	29.790	-98,52
OMAN	10	31.541	315.310,00	9.358	67.750	623,98
TURKEY	5.608	500	-91,08	212.615	384.935	81,05
UNITED ARAB EMIRATES	158.534	18.272	-88,47	1.340.474	773.903	-42,27
QATAR	74	0	-100,00	3.000	0	-100,00
EGYPT	12	0	-100,00	400	0	-100,00
MADAGASCAR	3.695	0	-100,00	1.856	0	-100,00
KENYA	4.452	7.955	78,68	187.675	171.955	-8,38
REUNION	832	40	-95,19	4.518	142	-96,86
TOGO	288	0	-100,00	400	0	-100,00
COTE D'IVOIRE	197	0	-100,00	277	0	-100,00
BENIN	77	0	-100,00	300	0	-100,00
BURKINA FASO	251	174	-30,68	8.349	6.255	-25,08
CENTRAL AFRICAN REPUBLIC	42	0	-100,00	2.000	0	-100,00
SOUTH AFRICA	222.418	33.825	-84,79	2.185.379	2.641.007	20,85
MALAWI	0	51	--	0	850	--
AUSTRALIA	18.025	16.922	-6,12	1.774.005	1.646.095	-7,21
NEW ZEALAND	4.876	11.633	138,58	1.045.228	331.162	-68,32
GUAM	15	169	1.026,67	93	6.050	6.405,38
FIJI	0	173	--	0	949	--
EAST TIMOR	0	1.000	--	0	66.000	--
UNITED STATES	171.060	129.822	-24,11	27.821.492	7.305.551	-73,74
CANADA	1.409	2.102	49,18	31.311	634.572	1.926,67
CHILE	0	169	--	0	4.290	--
ARGENTINA	1.041	0	-100,00	2.010	0	-100,00
BRAZIL	0	14.232	--	0	3.936	--
COLOMBIA	2.965	11.342	282,53	3.140	350	-88,85
BOLIVIA	0	20.000	--	0	20.000	--
ECUADOR	1.460	0	-100,00	50.000	0	-100,00
TRINIDAD AND TOBAGO	0	3	--	0	9	--
FRENCH POLYNESIA	714	97	-86,41	608	120	-80,26
UNITED KINGDOM	921.718	177.393	-80,75	36.762.019	23.106.201	-37,15
NETHERLANDS	29.358	40.512	37,99	969.237	2.501.253	158,06
FRANCE	48.100	15.432	-67,92	1.677.714	2.064.868	23,08
GERMANY, FED. REP. OF	107.398	101.161	-5,81	13.271.546	1.240.293	-90,65
AUSTRIA	0	55	--	0	620	--
BELGIUM	40.095	957	-97,61	3.029.420	145.977	-95,18
SWITZERLAND	10.759	9.113	-15,30	455.917	449.402	-1,43
LUXEMBOURG	24	45	87,50	750	5.500	633,33
DENMARK	1.482	61	-95,88	121.417	9.916	-91,83
NORWAY	3.750	3.154	-15,89	500.000	916.500	83,30
SWEDEN	354	4.100	1.058,19	1.522	40.000	2.528,12
FINLAND	0	2	--	0	4	--
IRELAND	1.594	819	-48,62	157.484	72.001	-54,28
ITALY	2.270	3.376	48,72	125.787	158.200	25,77
SPAIN	8.767	135.120	1.441,23	5.168.986	4.562.767	-11,73
PORTUGAL	0	4.000	--	0	5.000	--
ICELAND	0	33	--	0	470	--
GREECE	0	97	--	0	2.500	--
BULGARIA	0	750	--	0	15.000	--
AZERBAIJAN	225	0	-100,00	10.000	0	-100,00
UKRAINE	50	1.226	2.352,00	1.250	56.500	4.420,00
CZECH REPUBLIC	400	24	-94,00	1.800	20	-98,89
RUSSIA FEDERATION	4.110	8.275	101,34	2.400.172	569.003	-76,29
-KAPAL LAUT DAN SEJENISNYA	685.380.520	399.266.292	-41,75	594.910.340	746.755.561	25,52
JAPAN	638.000	33.179	-94,80	3.184.455	148.030	-95,35
HONG KONG	3.000	13.818	360,60	99.710	9.762	-90,21
KOREA, REPUBLIC OF	20.243.853	3.200	-99,98	6.068.800	3.200	-99,95
TAIWAN	46.095	2	-100,00	5.434	2.150	-60,43
CHINA	90.831	8.600.000	9.368,13	3.578.190	4.000.000	11,79
THAILAND	1.351.075	13.264.058	881,74	8.905.457	17.030.707	91,24
SINGAPORE	567.523.074	275.827.004	-51,40	241.668.327	510.790.954	111,36
PHILIPPINES	1.150.300	1.706.000	48,31	8.508.868	2.881.757	-66,13
MALAYSIA	29.865.767	45.956.408	53,88	26.715.213	111.251.382	316,43
VIET NAM	6.887.400	37.213.289	440,31	1.508.522	48.277.664	3.100,33
MALDIVES	616.360	0	-100,00	988.295	0	-100,00
INDIA	826.607	124.001	-85,00	7.470.465	4.638.003	-37,92

TABEL 5. PERKEMBANGAN EKSPOR INDONESIA MENURUT KOMODITI DAN NEGARA TUJUAN

JENIS BARANG	BERAT BERSIH (KG)		PERUB %	NILAI FOB (US \$)		PERUB %
	JAN-NOV 2007	JAN-NOV 2008		JAN-NOV 2007	JAN-NOV 2008	
(1)	(2)	(3)	(4)	(5)	(6)	(7)
SRI LANKA	26.228	3.600.000	13.625,79	119.535	6.725.920	5.526,74
SAUDI ARABIA	4.167.477	16.118	-99,61	1.882.134	57.484	-96,95
KUWAIT	1.542.747	0	-100,00	1.309.979	0	-100,00
YEMEN	0	19.500	--	0	22.991	--
TURKEY	0	110	--	0	6.000	--
UNITED ARAB EMIRATES	1.101.817	638.452	-42,05	1.384.411	1.299.482	-6,13
QATAR	0	2.512	--	0	105.738	--
SUDAN	48	0	-100,00	15.360	0	-100,00
MADAGASCAR	2.358.189	0	-100,00	9.209.591	0	-100,00
NIGERIA	8.667	0	-100,00	152.199	0	-100,00
GABON	3.124.000	0	-100,00	20.000.000	0	-100,00
UGANDA	7.533	0	-100,00	18.000	0	-100,00
SOUTH AFRICA	0	30	--	0	100	--
AUSTRALIA	12.946.439	8.048.456	-37,83	182.382.223	7.608.360	-95,83
NEW ZEALAND	0	549.000	--	0	1.200.000	--
FIJI	0	721.000	--	0	1.350.000	--
UNITED STATES	900.150	25.620	-97,15	3.839.235	224.000	-94,17
CANADA	2.050	0	-100,00	74.881	0	-100,00
PANAMA	0	288.000	--	0	451.228	--
URUGUAY	7.384	0	-100,00	24.702	0	-100,00
JAMAICA	822.000	0	-100,00	8.250.000	0	-100,00
UNITED KINGDOM	0	2.822	--	0	90.794	--
NETHERLANDS	10.516	7.247	-31,09	23.092	55.518	140,42
FRANCE	34.500	2.965	-91,41	21.600	201.058	830,82
GERMANY, FED. REP. OF	17.030.000	0	-100,00	24.700.000	0	-100,00
DENMARK	0	2.293	--	0	54.968	--
NORWAY	0	895.100	--	0	500.000	--
SWEDEN	0	2.450	--	0	2.500	--
ITALY	6.024.000	0	-100,00	16.400.000	0	-100,00
SPAIN	0	658	--	0	15.811	--
GREECE	413	0	-100,00	1.662	0	-100,00
MALTA	6.024.000	1.703.000	-71,73	16.400.000	27.750.000	69,21
-PERLENGKAPAN OLAHRAGA DAN MAIN	29.873.172	29.784.318	-0,30	228.158.282	262.211.531	14,93
JAPAN	1.312.304	1.130.409	-13,86	25.726.501	22.529.742	-12,43
HONG KONG	385.526	374.420	-2,88	2.898.217	4.633.626	59,88
KOREA, REPUBLIC OF	351.785	324.149	-7,86	1.911.341	2.047.816	7,14
TAIWAN	20.429	140.692	588,69	95.865	162.248	69,25
CHINA	738.397	704.830	-4,55	5.831.508	6.218.764	6,64
MONGOLIA	0	1.065	--	0	15.936	--
PAPUA NEW GUINEA	2.949	2.912	-1,25	6.830	12.052	76,46
THAILAND	45.289	40.006	-11,67	261.947	193.670	-26,07
SINGAPORE	1.087.994	462.115	-57,53	19.766.509	10.409.324	-47,34
PHILIPPINES	101.892	138.099	35,53	299.412	425.271	42,04
MALAYSIA	423.622	677.693	59,98	2.452.653	4.890.201	99,38
CAMBODIA	61	1.371	2.147,54	3.525	56.754	1.510,04
BRUNEI DARUSSALAM	1.099	8.175	643,86	4.884	25.256	417,12
VIET NAM	46.894	26.542	-43,40	334.782	298.673	-10,79
MALDIVES	2.229	3.729	67,29	12.787	6.524	-48,98
INDIA	115.712	94.459	-18,37	878.369	724.948	-17,47
PAKISTAN	232.561	138.540	-40,43	409.889	413.277	0,83
BANGLADESH	1.903	9.077	376,98	8.392	5.525	-34,16
SRI LANKA	143.914	156.442	8,71	150.838	166.061	10,09
IRAN (ISLAMIC REPUBLIC OF)	18.191	19.512	7,26	45.178	45.918	1,64
SAUDI ARABIA	426.849	377.339	-11,60	470.550	713.302	51,59
ISRAEL	0	18.569	--	0	185.789	--
KUWAIT	3.008	3.090	2,73	54.160	22.789	-57,92
JORDAN	50.210	64.295	28,05	164.186	153.040	-6,79
LEBANON	33.328	10.051	-69,84	51.237	29.984	-41,48
YEMEN	84	683	713,10	228	1.920	742,11
OMAN	0	300	--	0	639	--
SYRIA ARAB REPUBLIC	9.029	0	-100,00	20.870	0	-100,00
TURKEY	11.086	64.213	479,23	61.462	489.053	695,70
UNITED ARAB EMIRATES	172.789	216.446	25,27	972.767	1.686.959	73,42
QATAR	139	1.867	1.243,17	2.076	18.091	771,44
BAHRAIN	5.436	3.549	-34,71	7.038	6.937	-1,44
CYPRUS	8.069	3.112	-61,43	23.658	12.636	-46,59
EGYPT	29.440	32.630	10,84	220.242	239.187	8,60
MOROCCO	3.929	6.556	66,86	32.539	43.586	33,95
ALGERIA	61.458	70.173	14,18	123.268	178.508	44,81
SUDAN	22.867	40.619	77,63	49.742	155.536	212,69
NAMIBIA	0	4.694	--	0	16.017	--
ETHIOPIA	0	710	--	0	7.560	--
KENYA	1.551	4.447	186,72	30.155	39.640	31,45
REUNION	0	3.970	--	0	14.768	--
GHANA	367	0	-100,00	636	0	-100,00
ANGOLA	13.535	16.556	22,32	7.244	16.273	124,64
NIGERIA	19.867	49.386	148,58	24.334	241.785	893,61
GABON	0	390	--	0	170	--
BENIN	38.544	22.980	-40,38	206.681	118.907	-42,47
NIGER	5.132	0	-100,00	45.273	0	-100,00

TABEL 5. PERKEMBANGAN EKSPOR INDONESIA MENURUT KOMODITI DAN NEGARA TUJUAN

JENIS BARANG	BERAT BERSIH (KG)		PERUB %	NILAI FOB (US \$)		PERUB %
	JAN-NOV 2007	JAN-NOV 2008		JAN-NOV 2007	JAN-NOV 2008	
(1)	(2)	(3)	(4)	(5)	(6)	(7)
SOUTH AFRICA	81.071	46.232	-42,97	655.813	311.625	-52,48
MAURITIUS	3.006	2.192	-27,08	7.220	84.477	1.070,04
AUSTRALIA	904.503	1.166.038	28,91	4.798.624	5.574.702	16,17
NEW ZEALAND	126.860	165.545	30,49	591.654	745.028	25,92
GUAM	19.992	52	-99,74	13.000	638	-95,09
NEW CALEDONIA	1.665	118	-92,91	1.588	1.714	7,93
AMERICAN SAMOA	351	0	-100,00	829	0	-100,00
FIJI	2.232	1.510	-32,35	11.609	8.976	-22,68
SAMOA	5.149	0	-100,00	9.385	0	-100,00
EAST TIMOR	56	9.495	16.855,36	36	9.187	25.419,44
UNITED STATES	8.900.900	9.595.810	7,81	63.096.506	86.785.438	37,54
CANADA	487.036	575.914	18,25	3.650.090	4.551.098	24,68
MEXICO	1.443.483	1.010.937	-29,97	9.670.209	8.758.348	-9,43
GUATEMALA	3.828	8.626	125,34	30.334	96.029	216,57
PANAMA	14.647	21.456	46,49	130.539	221.522	69,70
SURINAME	66	0	-100,00	385	0	-100,00
CHILE	288.492	37.123	-87,13	1.660.448	227.196	-86,32
VENEZUELA	154.004	131.197	-14,81	1.226.547	1.207.434	-1,56
ARGENTINA	186.791	153.586	-17,78	1.170.429	1.263.419	7,94
BRAZIL	1.131.246	872.402	-22,88	7.586.330	7.602.714	0,22
COLOMBIA	47.881	36.019	-24,77	370.670	318.543	-14,06
BOLIVIA	877	0	-100,00	3.276	0	-100,00
URUGUAY	3.855	4.714	22,28	31.678	55.256	74,43
PARAGUAY	0	3.341	--	0	21.600	--
ECUADOR	5.569	3.740	-32,84	51.180	38.559	-24,66
PERU	41.866	27.227	-34,97	267.636	251.936	-5,87
EL SALVADOR	9.633	138.304	1.335,73	97.135	163.580	68,40
COSTA RICA	2.763	0	-100,00	24.966	0	-100,00
HAITI	5.847	0	-100,00	12.372	0	-100,00
FRENCH POLYNESIA	0	2.015	--	0	28.346	--
UNITED KINGDOM	2.940.518	3.103.364	5,54	17.328.325	19.913.771	14,92
NETHERLANDS	798.649	794.960	-0,46	6.369.231	7.751.878	21,71
FRANCE	1.159.625	1.326.305	14,37	7.346.183	10.782.767	46,78
GERMANY, FED. REP. OF	1.424.705	1.343.517	-5,70	13.146.719	14.058.526	6,94
AUSTRIA	75.106	85.970	14,46	545.331	1.022.790	87,55
BELGIUM	457.181	669.382	46,42	3.130.754	6.384.004	103,91
SWITZERLAND	78.827	75.084	-4,75	469.138	520.736	11,00
MONACO	15.338	0	-100,00	182.548	0	-100,00
DENMARK	119.064	144.591	21,44	577.134	1.313.568	127,60
NORWAY	286.836	23.078	-91,95	794.861	219.260	-72,42
SWEDEN	270.230	349.708	29,41	1.432.209	2.516.396	75,70
FINLAND	90.100	61.261	-32,01	514.472	319.447	-37,91
IRELAND	41.787	60.957	45,88	274.390	363.645	32,53
ITALY	646.472	696.244	7,70	4.723.317	6.542.632	38,52
SPAIN	267.313	237.692	-11,08	2.266.745	2.257.189	-0,42
PORTUGAL	0	26.746	--	0	412.907	--
ICELAND	2.376	4.382	84,43	25.746	59.760	132,11
GREECE	65.082	97.517	49,84	383.925	845.642	120,26
HUNGARY	40.757	36.950	-9,34	254.641	243.343	-4,44
POLAND	88.235	188.056	113,13	606.320	1.680.971	177,24
ROMANIA	1.092	19.802	1.713,37	14.131	188.269	1.232,31
BULGARIA	0	2.555	--	0	23.519	--
YUGOSLAVIA	10.226	6.576	-35,69	83.985	112.233	33,63
BELARUS	15.291	8.837	-42,21	41.544	41.123	-1,01
KAZAKHSTAN	2.870	2.434	-15,19	28.712	26.590	-7,39
UKRAINE	41.734	78.511	88,12	403.021	751.912	86,57
UZBEKISTAN	0	173	--	0	3.319	--
LITHUANIA	8.069	3.377	-58,15	58.337	14.505	-75,14
LATVIA	1.080	1.906	76,48	11.260	24.004	113,18
ESTONIA	0	2.593	--	0	26.284	--
CROATIA	42.360	30.455	-28,10	102.048	155.073	51,96
MALTA	5.890	3.506	-40,48	16.695	11.195	-32,94
SLOVAKIA	1.549	5.493	254,62	18.136	81.903	351,60
SLOVENIA	9.231	4.971	-46,15	26.769	19.694	-26,43
CZECH REPUBLIC	505.374	416.724	-17,54	3.630.884	3.895.743	7,29
RUSSIA FEDERATION	537.068	386.186	-28,09	4.512.510	3.624.906	-19,67
-PENA DAN PENSIL	10.253.950	8.810.439	-14,08	69.772.538	65.944.185	-5,49
JAPAN	481.367	319.423	-33,64	4.919.616	3.377.083	-31,35
HONG KONG	37.107	43.691	17,74	383.520	463.224	20,78
KOREA, REPUBLIC OF	39.157	50.075	27,88	378.885	510.505	34,74
TAIWAN	35.773	35.599	-0,49	346.874	325.309	-6,22
CHINA	69.978	65.228	-6,79	713.956	685.658	-3,96
PAPUA NEW GUINEA	706	115	-83,71	2.188	238	-89,12
THAILAND	129.682	177.587	36,94	1.225.804	1.775.088	44,81
SINGAPORE	159.519	147.379	-7,61	1.296.849	1.315.999	1,48
PHILIPPINES	140.736	183.676	30,51	831.106	1.105.642	33,03
MALAYSIA	446.901	458.117	2,51	4.089.219	4.347.236	6,31
MYANMAR (FORM. BURMA)	2.500	12.399	395,96	1.850	33.360	1.703,24
CAMBODIA	12	405	3.275,00	81	1.611	1.888,89
BRUNEI DARUSSALAM	0	235	--	0	374	--

TABEL 5. PERKEMBANGAN EKSPOR INDONESIA MENURUT KOMODITI DAN NEGARA TUJUAN

JENIS BARANG	BERAT BERSIH (KG)		PERUB %	NILAI FOB (US \$)		PERUB %
	JAN-NOV 2007	JAN-NOV 2008		JAN-NOV 2007	JAN-NOV 2008	
	(1)	(2)	(3)	(4)	(5)	(6)
LAO PEOPLE'S DEMOCRATIC REPUBLIC	1	0	-100,00	23	0	-100,00
NEPAL	0	22	--	0	151	--
VIET NAM	3.687	11.508	212,12	58.909	129.859	120,44
MALDIVES	6.475	8.718	34,64	18.705	12.392	-33,75
INDIA	21.297	5.251	-75,34	171.454	67.458	-60,66
PAKISTAN	33.937	10.903	-67,87	216.527	82.301	-61,99
BANGLADESH	48.438	70.963	46,50	455.282	655.246	43,92
SRI LANKA	136	374	175,00	513	3.114	507,02
IRAN (ISLAMIC REPUBLIC OF)	216.778	350.789	61,82	1.575.212	2.420.625	53,67
SAUDI ARABIA	357.877	335.733	-6,19	2.992.350	2.901.629	-3,03
KUWAIT	13.349	27.027	102,46	141.803	291.962	105,89
JORDAN	1.367	896	-34,46	10.736	6.753	-37,10
LEBANON	34.113	35.256	3,35	258.826	280.676	8,44
YEMEN	14.949	1	-99,99	12.512	4	-99,97
OMAN	11.691	14.296	22,28	119.853	143.479	19,71
SYRIA ARAB REPUBLIC	26.082	23.174	-11,15	171.759	154.414	-10,10
TURKEY	121.314	213.144	75,70	629.746	1.385.101	119,95
UNITED ARAB EMIRATES	108.561	104.653	-3,60	1.001.558	947.013	-5,45
QATAR	13.362	38.800	190,38	148.253	419.298	182,83
BAHRAIN	7.298	16.942	132,15	79.332	184.589	132,68
EGYPT	238.539	326.158	36,73	1.760.288	2.433.116	38,22
MOROCCO	13.091	8.125	-37,93	119.335	73.190	-38,67
ALGERIA	0	288	--	0	1.340	--
TOGO	19.503	0	-100,00	11.957	0	-100,00
COTE D'IVOIRE	46.897	58.642	25,04	27.624	34.023	23,16
MALI	0	3.470	--	0	34.687	--
BURKINA FASO	18.694	0	-100,00	10.555	0	-100,00
GAMBIA	139	0	-100,00	261	0	-100,00
SEYCHELLES	0	1.873	--	0	4.250	--
SOUTH AFRICA	86.994	81.236	-6,62	366.260	348.982	-4,72
AUSTRALIA	428.659	542.511	26,56	2.874.200	3.630.815	26,32
NEW ZEALAND	42.768	44.840	4,84	396.012	417.348	5,39
COOK ISLANDS	0	1.266	--	0	1.979	--
FIJI	1.080	1.684	55,93	6.302	10.219	62,15
EAST TIMOR	2	18.598	929.800,00	7	15.643	223.371,43
UNITED STATES	4.336.106	2.928.805	-32,46	23.915.737	19.286.912	-19,35
CANADA	25.536	27.280	6,83	445.526	436.116	-2,11
MEXICO	462.937	390.953	-15,55	3.085.562	2.829.728	-8,29
GUATEMALA	3.598	9.188	155,36	22.311	57.945	159,71
CHILE	2.188	2.711	23,90	32.922	42.450	28,94
ARGENTINA	8.892	8.180	-8,01	107.763	124.073	15,14
BRAZIL	34.144	6.035	-82,32	211.568	48.730	-76,97
COLOMBIA	235.793	210.008	-10,94	1.469.122	1.404.878	-4,37
ECUADOR	13.120	12.691	-3,27	84.663	98.498	16,34
PERU	10.818	14.072	30,08	78.774	108.932	38,28
JAMAICA	588	0	-100,00	6.137	0	-100,00
PUERTO RICO	8.024	0	-100,00	56.391	0	-100,00
BELIZE	0	624	--	0	960	--
EL SALVADOR	0	6.106	--	0	39.285	--
COSTA RICA	0	5.111	--	0	37.071	--
FRENCH POLYNESIA	0	73	--	0	280	--
UNITED KINGDOM	279.798	174.547	-37,62	2.544.495	1.486.168	-41,59
NETHERLANDS	538.618	468.206	-13,07	3.299.383	2.979.857	-9,68
FRANCE	80.081	61.836	-22,78	463.249	425.080	-8,24
GERMANY, FED. REP. OF	386.792	341.532	-11,70	2.849.130	2.609.266	-8,42
BELGIUM	1.948	807	-58,57	16.489	6.417	-61,08
SWITZERLAND	119	64	-46,22	4.250	341	-91,98
DENMARK	21.253	8.528	-59,87	176.821	70.631	-60,06
NORWAY	16.580	11.936	-28,01	177.900	114.593	-35,59
SWEDEN	78.948	80.849	2,41	826.206	746.696	-9,62
FINLAND	2.183	943	-56,80	23.041	11.703	-49,21
IRELAND	38.308	38.042	-0,69	438.559	442.302	0,85
ITALY	69.495	44.318	-36,23	666.947	525.931	-21,14
SPAIN	56.507	53.275	-5,72	406.580	370.633	-8,84
PORTUGAL	1.220	962	-21,15	4.097	4.011	-2,10
DEMOCRATIC REPUBLIC OF THE CONGC	117	0	-100,00	1.040	0	-100,00
HUNGARY	665	6.153	825,26	11.237	137.360	1.122,39
POLAND	0	22	--	0	79	--
KAZAKHSTAN	0	173	--	0	804	--
LATVIA	328	219	-33,23	6.767	5.702	-15,74
MALTA	814	858	5,41	8.240	11.423	38,63
CZECH REPUBLIC	57.872	44.262	-23,52	505.231	446.347	-11,65
RUSSIA FEDERATION	44	0	-100,00	298	0	-100,00
-BATU SEMI PERMATA	73.284	24.467	-66,61	906.107	260.399	-71,26
JAPAN	3.940	468	-88,12	162.036	34.051	-78,99
HONG KONG	1.920	15	-99,22	344.072	96.000	-72,10
TAIWAN	157	20.000	12.638,85	282	10.000	3.446,10
THAILAND	4	0	-100,00	16	0	-100,00
SINGAPORE	0	235	--	0	11.322	--
MALAYSIA	0	1.207	--	0	95.681	--

TABEL 5. PERKEMBANGAN EKSPOR INDONESIA MENURUT KOMODITI DAN NEGARA TUJUAN

JENIS BARANG	BERAT BERSIH (KG)		PERUB	NILAI FOB (US \$)		PERUB
	JAN-NOV 2007	JAN-NOV 2008	%	JAN-NOV 2007	JAN-NOV 2008	%
(1)	(2)	(3)	(4)	(5)	(6)	(7)
UNITED ARAB EMIRATES	20	0	-100,00	422	0	-100,00
CYPRUS	151	0	-100,00	165	0	-100,00
NIGERIA	3	0	-100,00	337	0	-100,00
SEYCHELLES	0	4	--	0	12	--
SOUTH AFRICA	0	127	--	0	353	--
MAURITIUS	30	0	-100,00	14	0	-100,00
AUSTRALIA	14	2	-85,71	2.735	665	-75,69
NEW ZEALAND	21	39	85,71	54	1.597	2.857,41
UNITED STATES	62.285	19	-99,97	373.052	1.879	-99,50
CANADA	2	0	-100,00	45	0	-100,00
MEXICO	1.074	284	-73,56	2.631	1.110	-57,81
ARGENTINA	377	0	-100,00	1.649	0	-100,00
BRAZIL	0	303	--	0	266	--
COSTA RICA	43	0	-100,00	37	0	-100,00
FRENCH POLYNESIA	0	65	--	0	280	--
SAINT KITTS AND NEVIS	29	237	717,24	404	354	-12,38
UNITED KINGDOM	393	0	-100,00	7.964	0	-100,00
NETHERLANDS	31	0	-100,00	229	0	-100,00
FRANCE	103	64	-37,86	312	135	-56,73
GERMANY, FED. REP. OF	1.327	0	-100,00	3.116	0	-100,00
AUSTRIA	174	0	-100,00	942	0	-100,00
BELGIUM	2	145	7.150,00	155	2.115	1.264,52
SWITZERLAND	1	0	-100,00	1	0	-100,00
NORWAY	2	0	-100,00	78	0	-100,00
SPAIN	542	189	-65,13	2.306	1.366	-40,76
GREECE	406	417	2,71	1.978	2.415	22,09
HUNGARY	42	647	1.440,48	95	798	740,00
POLAND	191	0	-100,00	980	0	-100,00
-KOPER, TAS, DOMPET PLASTIK/TEKSTII	7.467.868	5.922.876	-20,69	44.362.631	43.695.717	-1,50
JAPAN	835.576	851.857	1,95	5.447.655	5.800.287	6,47
HONG KONG	85.530	117.564	37,45	1.120.019	962.331	-14,08
KOREA, REPUBLIC OF	78.730	39.663	-49,62	206.717	257.711	24,67
TAIWAN	37.283	12.600	-66,20	87.360	55.262	-36,74
CHINA	111.891	219.147	95,86	1.122.535	1.926.512	71,62
MACAU	1	40	3.900,00	1	552	55.100,00
PAPUA NEW GUINEA	3.329	3.696	11,02	18.402	19.102	3,80
THAILAND	70.738	58.856	-16,80	128.289	180.071	40,36
SINGAPORE	124.867	152.085	21,80	1.709.882	1.970.617	15,25
PHILIPPINES	37.147	50.413	35,71	341.434	691.627	102,57
MALAYSIA	130.630	84.008	-35,69	534.046	508.314	-4,82
MYANMAR (FORM. BURMA)	0	1.461	--	0	11.903	--
CAMBODIA	4	1.316	32.800,00	4	2.549	63.625,00
BRUNEI DARUSSALAM	4.419	4.623	4,62	18.078	11.587	-35,91
VIET NAM	195	658	237,44	145	1.353	833,10
MALDIVES	13.778	13.661	-0,85	69.803	48.571	-30,42
INDIA	77.747	74.838	-3,74	343.378	362.225	5,49
PAKISTAN	0	10.948	--	0	54.186	--
BANGLADESH	83.479	66.427	-20,43	225.751	189.947	-15,86
SRI LANKA	3.259	7.781	138,75	7.902	12.646	60,04
IRAN (ISLAMIC REPUBLIC OF)	0	1.385	--	0	640	--
SAUDI ARABIA	72.241	54.557	-24,48	334.443	212.362	-36,50
ISRAEL	0	88	--	0	180	--
KUWAIT	442	907	105,20	66.103	18.078	-72,65
JORDAN	81	1.060	1.208,64	1.927	9.185	376,65
LEBANON	1.690	796	-52,90	6.240	5.245	-15,95
YEMEN	1.931	0	-100,00	18.360	0	-100,00
OMAN	0	134	--	0	129	--
SYRIA ARAB REPUBLIC	0	17	--	0	96	--
TURKEY	753	96	-87,25	10.359	1.412	-86,37
UNITED ARAB EMIRATES	490.389	436.516	-10,99	2.337.572	1.988.954	-14,91
QATAR	818	2.447	199,14	6.035	13.379	121,69
BAHRAIN	0	593	--	0	3.692	--
CYPRUS	6	0	-100,00	32	0	-100,00
EGYPT	15.704	4	-99,97	43.207	18	-99,96
MOROCCO	79	3.571	4.420,25	149	65.100	43.591,28
TUNISIA	36	0	-100,00	222	0	-100,00
NAMIBIA	0	32	--	0	292	--
ETHIOPIA	0	208	--	0	165	--
TANZANIA, UNITED REPUBLIC OF	561	34	-93,94	2.799	385	-86,25
MADAGASCAR	136	1.161	753,68	246	2.933	1.092,28
KENYA	1.407	1.208	-14,14	3.181	5.500	72,90
REUNION	4.494	10.387	131,13	8.525	18.854	121,16
MOZAMBIQUE	1.125	73	-93,51	5.144	485	-90,57
GHANA	0	2.415	--	0	7.209	--
GUINEA	0	15	--	0	157	--
ANGOLA	0	179	--	0	47	--
CAMEROON	0	30	--	0	286	--
GABON	0	339	--	0	282	--
COTE D'IVOIRE	208	0	-100,00	402	0	-100,00
SENEGAL	10	0	-100,00	7	0	-100,00

TABEL 5. PERKEMBANGAN EKSPOR INDONESIA MENURUT KOMODITI DAN NEGARA TUJUAN

JENIS BARANG	BERAT BERSIH (KG)		PERUB	NILAI FOB (US \$)		PERUB
	JAN-NOV 2007	JAN-NOV 2008	%	JAN-NOV 2007	JAN-NOV 2008	%
	(2)	(3)	(4)	(5)	(6)	(7)
U. S. VIRGIN ISLANDS	124	602	385,48	299	1.703	469,57
SEYCHELLES	188	241	28,19	3.468	7.830	125,78
UGANDA	1	3	200,00	10	24	140,00
DJIBOUTI	0	5	--	0	22	--
SOUTH AFRICA	58.935	45.684	-22,48	143.515	145.708	1,53
COMOROS	0	715	--	0	2.711	--
MAURITIUS	1.634	2.082	27,42	3.573	10.831	203,13
VIRGIN ISLANDS (BRITISH)	625	13	-97,92	3.187	84	-97,36
AUSTRALIA	122.135	132.615	8,58	899.063	976.421	8,60
NEW ZEALAND	27.620	15.277	-44,69	109.616	68.346	-37,65
MICRONESIA, FEDERATED STATES OF	0	19	--	0	101	--
GUAM	547	783	43,14	7.602	7.687	1,12
PALAU	123	12	-90,24	663	75	-88,69
NEW CALEDONIA	6.124	5.814	-5,06	28.467	40.600	42,62
NORTHERN MARIANA ISLANDS	33	0	-100,00	2.058	0	-100,00
SAINT VINCENT AND THE GRENADINES	412	75	-81,80	800	138	-82,75
VANUATU	5.490	478	-91,29	7.603	1.411	-81,44
WALLIS AND FUTUNA ISLANDS	223	3.952	1.672,20	336	5.263	1.466,37
COOK ISLANDS	1.709	2.165	26,68	8.478	27.992	230,17
FIJI	5.590	3.693	-33,94	12.130	26.681	119,96
TONGA	683	0	-100,00	842	0	-100,00
EAST TIMOR	0	3.733	--	0	2.951	--
UNITED STATES	1.572.360	998.138	-36,52	11.412.567	10.613.778	-7,00
CANADA	66.775	64.781	-2,99	234.523	307.346	31,05
MEXICO	62.069	45.688	-26,39	410.304	247.254	-39,74
GUATEMALA	97	0	-100,00	1.016	0	-100,00
NICARAGUA	320	0	-100,00	240	0	-100,00
PANAMA	67.259	39.107	-41,86	128.979	82.436	-36,09
CHILE	20.163	18.467	-8,41	36.662	40.793	11,27
ARGENTINA	31.501	27.234	-13,55	61.175	72.152	17,94
BRAZIL	77.073	102.731	33,29	161.554	229.912	42,31
COLOMBIA	125	67	-46,40	593	424	-28,50
BOLIVIA	14	9	-35,71	24	100	316,67
URUGUAY	7.228	10.743	48,63	13.959	22.027	57,80
PARAGUAY	8	10	25,00	32	38	18,75
ECUADOR	8.199	9.829	19,88	15.713	20.414	29,92
PERU	1.729	0	-100,00	5.336	0	-100,00
TRINIDAD AND TOBAGO	42	18	-57,14	39	47	20,51
BAHAMAS	1.668	2.290	37,29	3.371	1.896	-43,76
JAMAICA	693	1.514	118,47	3.251	3.224	-0,83
PUERTO RICO	1.146	4.487	291,54	9.369	18.771	100,35
BELIZE	16	770	4.712,50	22	3.118	14.072,73
DOMINICAN REPUBLIC	214	181	-15,42	450	200	-55,56
COSTA RICA	3.783	5.924	56,60	10.663	7.243	-32,07
BARBADOS	2.218	671	-69,75	2.957	929	-68,58
ARUBA	66	0	-100,00	116	0	-100,00
BERMUDA	623	482	-22,63	3.524	2.206	-37,40
CAYMAN ISLANDS	6	0	-100,00	373	0	-100,00
DOMINICA	0	605	--	0	1.722	--
FRENCH GUIANA	0	157	--	0	413	--
FRENCH POLYNESIA	9.704	7.392	-23,83	28.296	29.301	3,55
GRENADA	9	112	1.144,44	47	547	1.063,83
MARTINIQUE	560	2.763	393,39	3.699	9.157	147,55
NETHERLANDS ANTILLES	690	1.121	62,46	10.657	18.244	71,19
SAINT LUCIA	0	688	--	0	3.625	--
TURKS AND CAICOS ISLANDS	233	855	266,95	818	1.490	82,15
GUADELOUPE	874	539	-38,33	3.095	2.863	-7,50
SAINT KITTS AND NEVIS	12	0	-100,00	177	0	-100,00
UNITED KINGDOM	355.712	224.083	-37,00	1.104.690	1.232.458	11,57
NETHERLANDS	202.571	275.848	36,17	3.867.444	5.078.611	31,32
FRANCE	93.116	59.144	-36,48	333.800	243.155	-27,16
GERMANY, FED. REP. OF	321.402	341.983	6,40	1.790.672	2.041.096	13,98
AUSTRIA	5.119	106	-97,93	40.227	1.102	-97,26
BELGIUM	1.235.424	389.005	-68,51	4.091.637	1.223.377	-70,10
SWITZERLAND	25.183	157.115	523,89	121.001	889.289	634,94
DENMARK	29.233	1.899	-93,50	29.323	21.372	-27,12
NORWAY	3.124	2.595	-16,93	55.078	31.525	-42,76
SWEDEN	13.938	4.286	-69,25	90.493	42.911	-52,58
FINLAND	1.928	7.082	267,32	5.801	42.034	624,60
IRELAND	9.771	3.828	-60,82	22.212	8.391	-62,22
ITALY	501.134	395.007	-21,18	3.706.790	3.284.378	-11,40
SPAIN	181.918	163.651	-10,04	952.725	807.436	-15,25
PORTUGAL	1.737	1.343	-22,68	7.254	5.595	-22,87
GREECE	18.617	16.571	-10,99	72.905	75.572	3,66
DEMOCRATIC REPUBLIC OF THE CONGO	952	0	-100,00	8.420	0	-100,00
HUNGARY	443	326	-26,41	2.991	1.908	-36,21
POLAND	405	5.147	1.170,86	7.293	52.246	616,39
BULGARIA	0	1.592	--	0	12.180	--
YUGOSLAVIA	2.158	2.347	8,76	4.330	325	-92,49
ALBANIA	0	117	--	0	177	--
UKRAINE	46	1	-97,83	233	5	-97,85

TABEL 5. PERKEMBANGAN EKSPOR INDONESIA MENURUT KOMODITI DAN NEGARA TUJUAN

JENIS BARANG	BERAT BERSIH (KG)		PERUB %	NILAI FOB (US \$)		PERUB %
	JAN-NOV 2007	JAN-NOV 2008		JAN-NOV 2007	JAN-NOV 2008	
(1)	(2)	(3)	(4)	(5)	(6)	(7)
LATVIA	0	9.875	--	0	52.251	--
ESTONIA	0	266	--	0	398	--
CROATIA	279	1.445	417,92	1.518	5.418	256,92
BOSNIA AND HERZEGOVINA	5	0	-100,00	80	0	-100,00
MALTA	236	0	-100,00	1.555	0	-100,00
SLOVAKIA	1.381	20	-98,55	8.484	133	-98,43
SLOVENIA	556	11	-98,02	2.900	783	-73,00
CZECH REPUBLIC	661	363	-45,08	2.233	2.428	8,73
RUSSIA FEDERATION	432	2.592	500,00	8.877	48.496	446,31
-BARANG DARI LOGAM MULIA	285.097	302.420	6,08	140.147.216	161.867.809	15,50
JAPAN	4.256	16.299	282,97	817.833	824.314	0,79
HONG KONG	10.019	10.844	8,23	6.343.494	15.437.665	143,36
KOREA, REPUBLIC OF	846	985	16,43	113.901	578.969	408,31
TAIWAN	16	45	181,25	15.056	12.739	-15,39
CHINA	264	78	-70,45	4.068	5.743	41,18
MACAU	0	5	--	0	129	--
PAPUA NEW GUINEA	0	492	--	0	727	--
THAILAND	5.136	2.767	-46,13	2.832.852	2.494.638	-11,94
SINGAPORE	169.141	160.134	-5,33	20.588.812	22.729.977	10,40
PHILIPPINES	5	1	-80,00	72.904	9.961	-86,34
MALAYSIA	567	288	-49,21	12.025	14.461	20,26
BRUNEI DARUSSALAM	780	71	-90,90	1.304	595	-54,37
VIET NAM	2	0	-100,00	18	0	-100,00
MALDIVES	583	1.496	156,60	9.632	66.122	586,48
INDIA	426	530	24,41	4.751	3.376	-28,94
SRI LANKA	0	10	--	0	2.088	--
IRAN (ISLAMIC REPUBLIC OF)	647	0	-100,00	1.206	0	-100,00
JORDAN	19	100	426,32	10.552	11.900	12,77
TURKEY	2.541	2.508	-1,30	1.108.514	1.618.752	46,03
UNITED ARAB EMIRATES	3.069	2.217	-27,76	39.739.497	45.273.891	13,93
BAHRAIN	0	140	--	0	80.304	--
CYPRUS	0	1.402	--	0	40.743	--
EGYPT	5	0	-100,00	3.643	0	-100,00
MADAGASCAR	65	0	-100,00	61	0	-100,00
KENYA	8	0	-100,00	133	0	-100,00
REUNION	131	61	-53,44	762	419	-45,01
SEYCHELLES	8	433	5.312,50	1.700	2.013	18,41
SWAZILAND	0	1	--	0	1.077	--
SOUTH AFRICA	9	5	-44,44	18	3.122	17.244,44
AUSTRALIA	6.322	5.056	-20,03	665.750	4.999.986	651,03
NEW ZEALAND	1.116	143	-87,19	49.777	29.505	-40,73
GUAM	0	1	--	0	750	--
NEW CALEDONIA	103	83	-19,42	69	3.614	5.137,68
SAINT VINCENT AND THE GRENADINES	0	18	--	0	72	--
AMERICAN SAMOA	0	10	--	0	18.664	--
MARSHALL ISLANDS	11	0	-100,00	473	0	-100,00
UNITED STATES	32.056	41.198	28,52	56.802.545	44.914.941	-20,93
CANADA	4.549	3.219	-29,24	467.179	433.291	-7,25
MEXICO	53	50	-5,66	2.618	1.282	-51,03
ARGENTINA	40	0	-100,00	60	0	-100,00
BRAZIL	216	872	303,70	14.366	14.984	4,30
COLOMBIA	0	188	--	0	4.735	--
PUERTO RICO	56	141	151,79	36.760	58.432	58,96
COSTA RICA	4	27	575,00	30	478	1.493,33
BERMUDA	15	0	-100,00	213	0	-100,00
CAYMAN ISLANDS	36	31	-13,89	1.939	2.928	51,01
NETHERLANDS ANTILLES	112	2.684	2.296,43	3.349	21.930	554,82
SAINT KITTS AND NEVIS	14	0	-100,00	204	0	-100,00
UNITED KINGDOM	3.723	5.866	57,56	1.096.159	948.732	-13,45
NETHERLANDS	18.543	17.450	-5,89	1.190.240	1.492.863	25,43
FRANCE	4.052	1.274	-68,56	57.207	264.477	362,32
GERMANY, FED. REP. OF	5.027	10.415	107,18	5.052.762	4.782.450	-5,35
AUSTRIA	36	50	38,89	8.037	50.015	522,31
BELGIUM	159	132	-16,98	28.248	17.726	-37,25
SWITZERLAND	639	558	-12,68	428.968	593.222	38,29
DENMARK	269	467	73,61	592.755	1.149.759	93,97
NORWAY	964	567	-41,18	272.177	174.180	-36,00
SWEDEN	15	1	-93,33	18.463	1.420	-92,31
IRELAND	13	50	284,62	9.873	2.815	-71,49
ITALY	5.415	8.747	61,53	1.312.625	12.366.970	842,16
SPAIN	2.011	1.596	-20,64	256.613	212.386	-17,23
PORTUGAL	300	2	-99,33	5.738	2.069	-63,94
ICELAND	29	24	-17,24	33.156	39.170	18,14
GREECE	314	500	59,24	11.742	26.296	123,95
HUNGARY	46	0	-100,00	839	0	-100,00
POLAND	8	10	25,00	12.625	9	-99,93
LATVIA	10	0	-100,00	59	0	-100,00
SLOVAKIA	229	0	-100,00	2.477	0	-100,00
CZECH REPUBLIC	0	63	--	0	7.696	--
RUSSIA FEDERATION	49	15	-69,39	28.385	16.237	-42,80

TABEL 5. PERKEMBANGAN EKSPOR INDONESIA MENURUT KOMODITI DAN NEGARA TUJUAN

JENIS BARANG	BERAT BERSIH (KG)		PERUB %	NILAI FOB (US \$)		PERUB %
	JAN-NOV 2007	JAN-NOV 2008		JAN-NOV 2007	JAN-NOV 2008	
(1)	(2)	(3)	(4)	(5)	(6)	(7)
-PETI KEMAS	32.318.327	14.756.913	-54,34	36.527.086	18.342.720	-49,78
JAPAN	218.829	238.294	8,90	215.624	437.033	102,68
HONG KONG	225.000	0	-100,00	244.000	0	-100,00
KOREA, REPUBLIC OF	0	185	--	0	650	--
TAIWAN	0	3.101.400	--	0	4.524.000	--
CHINA	3.300	16.460	398,79	17.470	24.500	40,24
PAPUA NEW GUINEA	5.842	0	-100,00	25.935	0	-100,00
THAILAND	223.900	48.059	-78,54	366.384	39.061	-89,34
SINGAPORE	4.023.264	1.529.700	-61,98	5.430.728	1.534.562	-71,74
MALAYSIA	62.335	73.039	17,17	76.222	62.634	-17,83
BRUNEI DARUSSALAM	0	2.090	--	0	4.500	--
LAO PEOPLE'S DEMOCRATIC REPUBLIC	89	0	-100,00	1.500	0	-100,00
VIET NAM	86.120	22.400	-73,99	49.104	10.136	-79,36
INDIA	0	67.858	--	0	430.000	--
LEBANON	0	10.639	--	0	51.563	--
LIBYAN ARAB JAMAHIRIYA	0	4.968	--	0	6.500	--
NIGERIA	0	3.500	--	0	2.000	--
MAURITANIA	0	79.175	--	0	698.577	--
ZAMBIA	9.500	0	-100,00	161.511	0	-100,00
AUSTRALIA	18.828	130.395	592,56	25.907	359.378	1.287,18
NEW ZEALAND	0	3.490	--	0	50.000	--
UNITED STATES	14.364.344	6.600.400	-54,05	16.490.880	6.992.600	-57,60
BARBADOS	2.647.000	0	-100,00	2.195.700	0	-100,00
BERMUDA	5.066.000	2.200.000	-56,57	4.682.500	2.250.000	-51,95
UNITED KINGDOM	266	157	-40,98	895	937	4,69
NETHERLANDS	0	125	--	0	11.976	--
GERMANY, FED. REP. OF	4.002.056	600.952	-84,98	5.257.350	833.560	-84,14
ITALY	29.654	129	-99,56	25.376	1.553	-93,88
PORTUGAL	0	23.498	--	0	17.000	--
MALTA	1.332.000	0	-100,00	1.260.000	0	-100,00
-KOMPUTER DAN BAGIANNYA	37.878.637	35.171.275	-7,15	915.558.671	798.379.632	-12,80
JAPAN	2.437.751	2.307.997	-5,32	131.426.811	148.391.121	12,91
HONG KONG	1.267.418	1.772.877	39,88	13.868.986	19.546.867	40,94
KOREA, REPUBLIC OF	367.958	369.285	0,36	4.217.172	3.816.569	-9,50
TAIWAN	486.061	396.471	-18,43	6.325.382	5.188.775	-17,97
CHINA	6.904.868	6.145.394	-11,00	157.942.713	146.518.208	-7,23
MACAU	99	0	-100,00	2.073	0	-100,00
PAPUA NEW GUINEA	200	64	-68,00	645	315	-51,16
THAILAND	667.237	1.022.512	53,25	25.565.128	22.915.226	-10,37
SINGAPORE	7.990.605	7.871.372	-1,49	262.247.733	179.167.831	-31,68
PHILIPPINES	487.063	564.711	15,94	6.169.432	9.122.834	47,87
MALAYSIA	1.705.784	1.206.735	-29,26	34.918.947	16.268.467	-53,41
MYANMAR (FORM. BURMA)	0	385	--	0	8.595	--
CAMBODIA	25	33	32,00	360	19	-94,72
BRUNEI DARUSSALAM	910	467	-48,68	947	11.738	1.139,49
NEPAL	7.049	2.804	-60,22	193.793	74.963	-61,32
VIET NAM	64.560	162.679	151,98	889.844	2.371.486	166,51
MALDIVES	219	1.951	790,87	1.570	2.785	77,39
INDIA	1.459.424	1.211.737	-16,97	20.689.646	16.327.444	-21,08
PAKISTAN	14.242	2.227	-84,36	393.369	43.887	-88,84
BANGLADESH	2.409	20.183	737,82	52.167	215.173	312,47
SRI LANKA	7.840	21.920	179,59	31.529	297.075	842,23
IRAQ	0	7.454	--	0	184.110	--
IRAN (ISLAMIC REPUBLIC OF)	26.623	199.967	651,11	1.278.805	5.639.227	340,98
SAUDI ARABIA	10.065	6.783	-32,61	198.318	400.467	101,93
ISRAEL	0	5.537	--	0	183.632	--
KUWAIT	22	3	-86,36	100	60	-40,00
JORDAN	16.199	10	-99,94	52.389	492	-99,06
LEBANON	0	8.153	--	0	348.341	--
YEMEN	17.101	100	-99,42	559.850	21.893	-96,09
OMAN	2	0	-100,00	50	0	-100,00
TURKEY	71.765	50.957	-28,99	1.879.511	1.641.225	-12,68
UNITED ARAB EMIRATES	1.041.059	1.318.960	26,69	14.160.364	27.249.172	92,43
BAHRAIN	62	0	-100,00	90	0	-100,00
EGYPT	205.276	45.994	-77,59	4.878.701	1.117.807	-77,09
LIBYAN ARAB JAMAHIRIYA	2.362	9.373	296,82	62.788	264.345	321,01
MOROCCO	40	11.976	29.840,00	550	128.480	23.260,00
TUNISIA	0	6.528	--	0	238.771	--
ALGERIA	7.746	21.802	181,46	211.804	465.413	119,74
SUDAN	0	8.670	--	0	23.500	--
TANZANIA, UNITED REPUBLIC OF	446	2.793	526,23	1.710	1.401	-18,07
KENYA	1.128	0	-100,00	5.388	0	-100,00
GHANA	232	0	-100,00	226	0	-100,00
CAMEROON	810	0	-100,00	6.833	0	-100,00
NIGERIA	14.941	7.413	-50,38	92.344	25.955	-71,89
SENEGAL	0	31	--	0	1.933	--
BENIN	0	238	--	0	242	--
SEYCHELLES	786	6	-99,24	2.866	171	-94,03
UGANDA	1.284	0	-100,00	6.618	0	-100,00

TABEL 5. PERKEMBANGAN EKSPOR INDONESIA MENURUT KOMODITI DAN NEGARA TUJUAN

JENIS BARANG	BERAT BERSIH (KG)		PERUB %	NILAI FOB (US \$)		PERUB %
	JAN-NOV 2007	JAN-NOV 2008		JAN-NOV 2007	JAN-NOV 2008	
(1)	(2)	(3)	(4)	(5)	(6)	(7)
SOUTH AFRICA	39.632	111.886	182,31	1.087.048	2.189.349	101,40
MALAWI	100	0	-100,00	500	0	-100,00
AUSTRALIA	189.004	278.867	47,55	4.895.642	7.486.968	52,93
NEW ZEALAND	127	31.874	24.997,64	2.163	753.691	34.744,71
FIJI	0	35	--	0	7.728	--
EAST TIMOR	23.135	118.191	410,88	467.642	287.846	-38,45
UNITED STATES	3.999.925	3.060.780	-23,48	69.151.902	63.375.231	-8,35
CANADA	45.967	13.317	-71,03	1.051.452	400.390	-61,92
MEXICO	570.567	255.569	-55,21	11.132.859	3.959.873	-64,43
PANAMA	4.634	419	-90,96	75.306	15.140	-79,90
CUBA	0	740	--	0	66.995	--
CHILE	44.453	67.046	50,82	475.347	798.586	68,00
VENEZUELA	5	0	-100,00	220	0	-100,00
ARGENTINA	34.974	16.420	-53,05	316.965	411.771	29,91
BRAZIL	1.421.505	902.285	-36,53	19.596.229	7.646.387	-60,98
COLOMBIA	121.642	123.167	1,25	1.347.018	1.524.123	13,15
URUGUAY	2.755	0	-100,00	14.160	0	-100,00
PARAGUAY	0	65	--	0	1.885	--
PERU	58.467	74.443	27,32	557.608	915.662	64,21
PUERTO RICO	0	4	--	0	200	--
BELIZE	0	85	--	0	1.260	--
NETHERLANDS ANTILLES	33	0	-100,00	6.780	0	-100,00
UNITED KINGDOM	31.362	32.529	3,72	1.931.773	1.079.626	-44,11
NETHERLANDS	3.122.120	4.278.796	37,05	69.866.506	67.862.968	-2,87
FRANCE	2.410	1.334	-44,65	61.339	63.357	3,29
GERMANY, FED. REP. OF	2.365.995	213.142	-90,99	27.236.907	8.167.011	-70,01
AUSTRIA	141	83	-41,13	2.677	3.912	46,13
BELGIUM	14.071	12.109	-13,94	331.119	299.832	-9,45
SWITZERLAND	11	989	8.890,91	2.980	96.265	3.130,37
DENMARK	1	161	16.000,00	156	87.660	56.092,31
NORWAY	436	147	-66,28	34.490	40.004	15,99
SWEDEN	0	41.070	--	0	59.032	--
FINLAND	25.375	428.524	1.588,76	442.754	6.177.109	1.295,16
IRELAND	153.299	70.198	-54,21	9.658.571	9.297.577	-3,74
ITALY	2.204	1.547	-29,81	73.830	104.193	41,13
SPAIN	5.037	26.831	432,68	155.600	784.086	403,91
PORTUGAL	648	527	-18,67	18.177	3.344	-81,60
GREECE	0	2.250	--	0	48.007	--
HUNGARY	76.825	29.298	-61,86	2.687.707	669.067	-75,11
POLAND	17.501	69.892	299,36	567.756	2.600.019	357,95
ROMANIA	9.461	0	-100,00	259.604	0	-100,00
KAZAKHSTAN	25	9	-64,00	500	687	37,40
UKRAINE	1.532	14	-99,09	26.347	168	-99,36
GEORGIA	0	16.446	--	0	543.350	--
MALTA	152	0	-100,00	18.916	0	-100,00
SLOVAKIA	87.392	41.596	-52,40	1.500.000	1.349.495	-10,03
CZECH REPUBLIC	113.468	51.150	-54,92	2.129.155	859.239	-59,64
RUSSIA FEDERATION	2.575	2.888	12,16	35.414	114.524	223,39
-KENDARAAN BERMOTOR RODA 2 DAN :	4.688.070	7.562.211	61,31	28.541.800	62.935.317	120,50
JAPAN	191.475	84.393	-55,92	2.142.444	928.305	-56,67
HONG KONG	85	200	135,29	835	650	-22,16
KOREA, REPUBLIC OF	3.300	389	-88,21	40.653	5.500	-86,47
TAIWAN	2.606	15.480	494,01	21.242	107.186	404,59
CHINA	5.760	0	-100,00	11.990	0	-100,00
PAPUA NEW GUINEA	0	444	--	0	425	--
THAILAND	6.752	16.071	138,02	114.266	184.958	61,87
SINGAPORE	9.811	10.617	8,22	68.479	129.586	89,23
PHILIPPINES	1.694.795	5.796.756	242,03	13.726.554	47.227.483	244,06
MALAYSIA	1.029.513	64.189	-93,77	1.805.534	1.366.703	-24,30
CAMBODIA	100	0	-100,00	2.500	0	-100,00
BRUNEI DARUSSALAM	3.724	1.808	-51,45	38.442	19.022	-50,52
VIET NAM	245.100	5.490	-97,76	486.632	36.666	-92,47
MALDIVES	17.278	21.660	25,36	148.374	148.273	-0,07
INDIA	7.353	20.984	185,38	57.839	173.199	199,45
PAKISTAN	2.082	7.292	250,24	20.677	58.013	180,57
IRAN (ISLAMIC REPUBLIC OF)	229	0	-100,00	891	0	-100,00
UNITED ARAB EMIRATES	203	1.799	786,21	1.604	7.004	336,66
BAHRAIN	70	0	-100,00	738	0	-100,00
MOROCCO	0	5.758	--	0	45.696	--
ALGERIA	0	5.500	--	0	42.700	--
TANZANIA, UNITED REPUBLIC OF	0	1.429	--	0	674	--
MADAGASCAR	2.640	0	-100,00	13.200	0	-100,00
REUNION	0	199	--	0	1.669	--
TOGO	0	19.415	--	0	54.645	--
ANGOLA	36.000	0	-100,00	230.100	0	-100,00
CAMEROON	42	0	-100,00	50	0	-100,00
COTE D'IVOIRE	5.760	0	-100,00	41.952	0	-100,00
SENEGAL	0	2.880	--	0	25.512	--
BENIN	209	0	-100,00	391	0	-100,00
BURKINA FASO	0	28.800	--	0	204.480	--
GAMBIA	1.344	0	-100,00	944	0	-100,00
SEYCHELLES	577	0	-100,00	1.578	0	-100,00

TABEL 5. PERKEMBANGAN EKSPOR INDONESIA MENURUT KOMODITI DAN NEGARA TUJUAN

JENIS BARANG	BERAT BERSIH (KG)		PERUB %	NILAI FOB (US \$)		PERUB %
	JAN-NOV 2007	JAN-NOV 2008		JAN-NOV 2007	JAN-NOV 2008	
(1)	(2)	(3)	(4)	(5)	(6)	(7)
DJIBOUTI	9.904	0	-100,00	55.240	0	-100,00
SOUTH AFRICA	0	580	--	0	4.800	--
VIRGIN ISLANDS (BRITISH)	2.400	0	-100,00	20.360	0	-100,00
AUSTRALIA	168.057	25.995	-84,53	1.520.159	78.808	-94,82
NEW ZEALAND	3.890	36.429	836,48	5.020	379.092	7.451,63
COOK ISLANDS	2.880	640	-77,78	24.432	1.000	-95,91
EAST TIMOR	0	364.470	--	0	4.389.907	--
UNITED STATES	8.010	21.246	165,24	20.317	76.938	278,69
CANADA	8.434	7.006	-16,93	32.907	16.396	-50,17
MEXICO	53.811	43.360	-19,42	464.386	451.198	-2,84
GUATEMALA	2.880	0	-100,00	19.200	0	-100,00
HONDURAS	0	6.850	--	0	71.015	--
NICARAGUA	0	3.360	--	0	34.776	--
CHILE	20.160	0	-100,00	168.264	0	-100,00
ARGENTINA	100	0	-100,00	650	0	-100,00
BRAZIL	4.434	550	-87,60	26.046	4.382	-83,18
COLOMBIA	955.505	494.778	-48,22	6.102.685	2.846.033	-53,36
BOLIVIA	0	23.562	--	0	264.600	--
DOMINICAN REPUBLIC	68.400	0	-100,00	441.548	0	-100,00
COSTA RICA	0	3.360	--	0	34.776	--
BERMUDA	20.640	21.358	3,48	172.752	208.752	20,84
UNITED KINGDOM	15.073	7.732	-48,70	36.198	40.330	11,41
NETHERLANDS	5.479	22.070	302,81	15.528	75.160	384,03
FRANCE	17.441	9.569	-45,14	84.476	43.296	-48,75
GERMANY, FED. REP. OF	6.018	12.624	109,77	23.150	11.690	-49,50
AUSTRIA	0	2.819	--	0	2.039	--
BELGIUM	13.108	25.212	92,34	38.061	69.033	81,37
SWITZERLAND	600	395	-34,17	3.926	3.088	-21,34
NORWAY	0	600	--	0	3.225	--
SWEDEN	0	5.803	--	0	22.034	--
FINLAND	4.163	573	-86,24	14.444	6.127	-57,58
IRELAND	0	100	--	0	412	--
ITALY	26.454	266.462	907,27	252.653	2.982.276	1.080,38
SPAIN	2.500	11.625	365,00	8.889	24.451	175,07
GREECE	921	8.493	822,15	12.600	8.717	-30,82
CZECH REPUBLIC	0	23.037	--	0	12.617	--
-KENDARAAN BERMOTOR RODA 4 DAN I	130.517.235	176.582.057	35,29	798.897.992	1.223.021.183	53,09
JAPAN	857.842	15.086.048	1.658,60	6.554.184	117.468.606	1.692,27
HONG KONG	8.440	87.418	935,76	83.004	747.106	800,08
KOREA, REPUBLIC OF	3.544	0	-100,00	46.480	0	-100,00
TAIWAN	1.010.901	1.684.797	66,66	4.370.655	9.680.262	121,48
CHINA	100.690	0	-100,00	719.812	0	-100,00
MACAU	0	22.779	--	0	181.540	--
PAPUA NEW GUINEA	97.471	14.093	-85,54	52.101	76.452	46,74
THAILAND	7.936.756	16.332.046	105,78	39.617.379	97.308.134	145,62
SINGAPORE	3.639.093	2.061.459	-43,35	8.504.527	6.988.536	-17,83
PHILIPPINES	14.927.104	15.183.899	1,72	78.066.507	98.447.850	26,11
MALAYSIA	15.284.258	20.599.494	34,78	76.864.849	157.002.636	104,26
MYANMAR (FORM. BURMA)	516.075	2.651.288	413,74	4.218.156	11.112.133	163,44
CAMBODIA	0	14.730	--	0	92.958	--
BRUNEI DARUSSALAM	1.478.722	1.454.246	-1,66	8.677.863	9.443.125	8,82
NEPAL	13.451	38.835	188,71	60.387	191.338	216,85
VIET NAM	5.835.419	5.132.980	-12,04	31.044.361	29.543.158	-4,84
MALDIVES	69	0	-100,00	262	0	-100,00
INDIA	1.415	42.592	2.910,04	5.788	509.050	8.694,92
PAKISTAN	483.493	596.774	23,43	3.394.212	3.497.514	3,04
BANGLADESH	174.314	266.715	53,01	1.014.453	1.634.117	61,08
SRI LANKA	218.649	234.580	7,29	1.295.910	1.186.844	-8,42
SAUDI ARABIA	24.748.244	36.465.723	47,35	176.092.069	251.474.395	42,81
KUWAIT	1.585.743	1.372.064	-13,48	13.317.047	10.532.236	-20,91
JORDAN	129.613	229.957	77,42	807.303	1.511.769	87,26
LEBANON	1.171.980	2.493.937	112,80	9.708.120	15.323.630	57,84
YEMEN	372.528	625.661	67,95	1.878.837	3.057.304	62,72
OMAN	4.908.005	7.002.473	42,67	44.803.075	61.892.980	38,14
SYRIA ARAB REPUBLIC	497.912	470.677	-5,47	3.130.051	3.039.112	-2,91
UNITED ARAB EMIRATES	11.307.265	11.490.640	1,62	102.811.566	112.157.613	9,09
QATAR	977.375	755.550	-22,70	8.916.425	6.203.344	-30,43
BAHRAIN	512.519	885.287	72,73	4.736.542	7.547.383	59,34
EGYPT	1.389.992	3.149.813	126,61	7.863.989	19.451.905	147,35
LIBYAN ARAB JAMAHIRIYA	83.619	86.295	3,20	515.460	612.909	18,91
MOROCCO	76.560	362.458	373,43	370.576	2.061.350	456,26
ALGERIA	79.336	83.155	4,81	610.820	782.778	28,15
SUDAN	145.070	275.047	89,60	1.176.984	3.258.124	176,82
TANZANIA, UNITED REPUBLIC OF	24.000	1.113.498	4.539,58	322.746	2.818.622	773,33
MADAGASCAR	6.779	84.744	1.150,10	36.802	462.957	1.157,97
KENYA	35.254	51.824	47,00	199.918	279.716	39,92
MOZAMBIQUE	55.722	161.938	190,62	274.713	773.784	181,67
GHANA	18.057	123.560	584,28	112.793	730.578	547,72
ANGOLA	105.759	454.835	330,07	614.288	2.635.281	329,00
CONGO	44.957	0	-100,00	256.001	0	-100,00
NIGERIA	148.474	1.103.801	643,43	981.331	6.164.961	528,22
GABON	0	94.701	--	0	852.235	--
SEYCHELLES	10.898	11.277	3,48	72.093	84.412	17,09
UGANDA	0	5.530	--	0	54.726	--

TABEL 5. PERKEMBANGAN EKSPOR INDONESIA MENURUT KOMODITI DAN NEGARA TUJUAN

JENIS BARANG	BERAT BERSIH (KG)		PERUB %	NILAI FOB (US \$)		PERUB %
	JAN-NOV 2007	JAN-NOV 2008		JAN-NOV 2007	JAN-NOV 2008	
(1)	(2)	(3)	(4)	(5)	(6)	(7)
SOUTH AFRICA	18.276.807	9.597.488	-47,49	89.133.703	48.156.066	-45,97
MAURITIUS	39.365	54.201	37,69	235.153	300.352	27,73
RWANDA	1.270	0	-100,00	8.764	0	-100,00
AUSTRALIA	2.349.669	1.990.698	-15,28	15.210.257	22.302.636	46,63
NEW ZEALAND	117.160	235.000	100,58	682.743	1.547.000	126,59
SAINT VINCENT AND THE GRENADINES	23.857	19.989	-16,21	123.682	114.518	-7,41
VANUATU	31.704	42.483	34,00	169.166	225.815	33,49
AMERICAN SAMOA	3.610	0	-100,00	30.886	0	-100,00
FIJI	36.676	25.539	-30,37	199.152	172.456	-13,40
MARSHALL ISLANDS	1.225	4.898	299,84	7.284	29.557	305,78
SOLOMON ISLANDS	8.786	20.888	137,74	50.669	77.084	52,13
EAST TIMOR	5.611	515.828	9.093,16	48.264	2.536.660	5.155,80
UNITED STATES	19.269	158.746	723,84	55.444	988.242	1.682,41
CANADA	1.500	3.877	158,47	7.000	12.200	74,29
MEXICO	1.978.021	5.731.520	189,76	10.768.252	32.643.468	203,15
GUATEMALA	128.678	141.692	10,11	690.860	847.875	22,73
HONDURAS	87.946	60.979	-30,66	477.384	337.431	-29,32
NICARAGUA	182.358	132.527	-27,33	995.693	852.735	-14,36
PANAMA	430.390	236.896	-44,96	2.248.994	1.336.362	-40,58
SURINAME	4.528	9.670	113,56	16.250	33.800	108,00
CHILE	1.972.962	2.529.294	28,20	9.552.561	14.543.517	52,25
VENEZUELA	1.361.223	2.167.260	59,21	10.713.768	18.208.159	69,95
ARGENTINA	0	49.202	--	0	507.054	--
BRAZIL	1.120	0	-100,00	14.588	0	-100,00
PARAGUAY	0	16.380	--	0	146.515	--
PERU	16.728	140.022	737,05	137.805	1.275.422	825,53
GUYANA	2.320	5.195	123,92	11.709	32.706	179,32
TRINIDAD AND TOBAGO	13.920	137.916	890,78	81.985	899.354	996,97
BAHAMAS	0	19.667	--	0	114.066	--
JAMAICA	41.475	76.957	85,55	243.236	522.451	114,79
PUERTO RICO	505.558	207.507	-58,95	2.819.004	1.243.685	-55,88
DOMINICAN REPUBLIC	48.050	254.092	428,81	260.378	2.343.278	799,95
EL SALVADOR	0	75.634	--	0	600.384	--
COSTA RICA	230.364	246.911	7,18	1.179.374	1.358.459	15,18
HAITI	9.619	38.579	301,07	62.418	334.804	436,39
BARBADOS	229.104	205.036	-10,51	1.328.907	1.301.542	-2,06
ANTIGUA AND BARBUDA	21.099	0	-100,00	96.549	0	-100,00
ANGUILLA	1.160	0	-100,00	4.919	0	-100,00
ARUBA	24.019	37.600	56,54	128.318	210.672	64,18
BERMUDA	72.738	33.917	-53,37	475.655	201.745	-57,59
DOMINICA	220.445	42.944	-80,52	1.171.996	263.809	-77,49
FRENCH POLYNESIA	88.039	160.327	82,11	396.946	699.679	76,27
GRENADA	21.901	15.914	-27,34	118.216	105.866	-10,45
NETHERLANDS ANTILLES	32.781	55.849	70,37	175.530	306.213	74,45
SAINT LUCIA	79.887	54.581	-31,68	479.752	341.937	-28,73
SAINT KITTS AND NEVIS	14.270	38.893	172,55	92.633	238.686	157,67
UNITED KINGDOM	381.382	44.263	-88,39	2.592.962	124.074	-95,21
NETHERLANDS	6.576	0	-100,00	6.700	0	-100,00
FRANCE	70.999	3.571	-94,97	50.028	49.802	-0,45
GERMANY, FED. REP. OF	3.447	213.790	6.102,20	50.509	4.350.211	8.512,74
BELGIUM	5.820	176.769	2.937,27	28.312	969.615	3.324,75
DENMARK	1.280	0	-100,00	1.100	0	-100,00
SWEDEN	0	29.132	--	0	138.864	--
IRELAND	259.040	0	-100,00	1.220.000	0	-100,00
ITALY	4.710	39.280	733,97	26.095	155.274	495,03
PORTUGAL	0	11.116	--	0	21.420	--
DEMOCRATIC REPUBLIC OF THE CONGO	23.402	9.813	-58,07	16.000	7.000	-56,25
POLAND	0	1.200	--	0	13.000	--
SLOVENIA	0	1.309	--	0	2.200	--
-SUKU CADANG MESIN	110.270.285	112.660.406	2,17	907.879.802	1.040.902.024	14,65
JAPAN	30.547.539	33.607.096	10,02	63.034.907	84.289.017	33,72
HONG KONG	310.287	63.163	-79,64	2.780.664	3.170.552	14,02
KOREA, REPUBLIC OF	6.536.023	7.919.311	21,16	6.890.505	10.832.533	57,21
TAIWAN	254.399	243.889	-4,13	667.819	747.988	12,00
CHINA	1.875.939	3.306.885	76,28	7.198.817	13.522.624	87,85
MONGOLIA	19.473	13.786	-29,20	69.444	50.447	-27,36
MACAU	546	0	-100,00	31.736	0	-100,00
PAPUA NEW GUINEA	32.816	226.581	590,46	363.551	1.334.718	267,13
THAILAND	21.168.761	21.647.919	2,26	35.511.459	41.530.844	16,95
SINGAPORE	19.278.520	19.093.232	-0,96	632.715.140	691.657.563	9,32
PHILIPPINES	515.251	520.554	1,03	3.220.688	13.589.197	321,93
MALAYSIA	4.326.742	4.710.564	8,87	30.959.501	34.838.339	12,53
MYANMAR (FORM. BURMA)	0	91	--	0	4.509	--
CAMBODIA	0	8.129	--	0	13.454	--
BRUNEI DARUSSALAM	71.116	12.537	-82,37	1.495.404	203.908	-86,36
LAO PEOPLE'S DEMOCRATIC REPUBLIC	12.490	34.821	178,79	40.856	119.048	191,38
VIET NAM	313.075	904.763	188,99	1.760.475	5.784.950	228,60
MALDIVES	149.982	0	-100,00	223.266	0	-100,00
INDIA	2.548.806	2.572.624	0,93	7.365.883	7.026.645	-4,61
PAKISTAN	3.481	5.056	45,25	35.218	37.679	6,99
BANGLADESH	0	4.200	--	0	537.600	--
SRI LANKA	44.586	96	-99,78	205.865	10.599	-94,85
IRAN (ISLAMIC REPUBLIC OF)	318.459	91.782	-71,18	726.020	466.041	-35,81
SAUDI ARABIA	59.885	433.754	624,31	346.468	1.357.166	291,71

TABEL 5. PERKEMBANGAN EKSPOR INDONESIA MENURUT KOMODITI DAN NEGARA TUJUAN

JENIS BARANG	BERAT BERSIH (KG)		PERUB %	NILAI FOB (US \$)		PERUB %
	JAN-NOV 2007	JAN-NOV 2008		JAN-NOV 2007	JAN-NOV 2008	
(1)	(2)	(3)	(4)	(5)	(6)	(7)
ISRAEL	0	165	--	0	20.728	--
KUWAIT	820	200	-75,61	4.427	3.509	-20,74
JORDAN	660.184	0	-100,00	714.620	0	-100,00
YEMEN	245	0	-100,00	1.350	0	-100,00
OMAN	97.876	77.645	-20,67	378.923	303.089	-20,01
SYRIA ARAB REPUBLIC	47.080	21.812	-53,67	385.103	144.252	-62,54
TURKEY	0	5.569	--	0	49.292	--
UNITED ARAB EMIRATES	119.379	1.233.453	933,22	2.192.009	5.395.820	146,16
QATAR	15.439	686	-95,56	353.050	148.639	-57,90
BAHRAIN	253	163	-35,57	1.734	3.877	123,59
EGYPT	1.969	4.533	130,22	291.712	362.490	24,26
LIBYAN ARAB JAMAHIRIYA	17.391	26.148	50,35	213.745	107.577	-49,67
MOROCCO	301	3.227	972,09	3.181	17.898	462,65
TUNISIA	410	450	9,76	3.779	14.121	273,67
ALGERIA	36.630	261	-99,29	104.409	7.950	-92,39
SUDAN	47.766	61.810	29,40	509.881	296.074	-41,89
MADAGASCAR	309.250	0	-100,00	1.467.509	0	-100,00
KENYA	49	0	-100,00	49	0	-100,00
GUINEA	0	312	--	0	90.025	--
ANGOLA	23.059	492	-97,87	387.479	28.269	-92,70
CONGO	998	4.900	390,98	39.508	21.500	-45,58
NIGERIA	212.654	22.200	-89,56	3.641.371	268.595	-92,62
UGANDA	192	0	-100,00	192	0	-100,00
SWAZILAND	28	0	-100,00	38.232	0	-100,00
SOUTH AFRICA	415.940	384.789	-7,49	3.778.827	2.182.240	-42,25
ZAMBIA	12.641	18.000	42,39	1.025.183	702.247	-31,50
AUSTRALIA	2.286.638	1.274.643	-44,26	10.042.764	9.599.663	-4,41
NEW ZEALAND	18.248	30.521	67,26	260.729	204.449	-21,59
FIJI	4	0	-100,00	29	0	-100,00
MARSHALL ISLANDS	0	35	--	0	2.000	--
EAST TIMOR	0	9.187	--	0	39.089	--
UNITED STATES	4.283.673	3.884.135	-9,33	36.365.739	36.307.018	-0,16
CANADA	352.197	775.327	120,14	749.242	2.822.698	276,74
MEXICO	7.139	44.368	521,49	2.446.482	1.719.821	-29,70
HONDURAS	5.298	0	-100,00	35.994	0	-100,00
PANAMA	0	545	--	0	17.031	--
CHILE	61.874	248.153	301,06	239.357	876.760	266,30
VENEZUELA	9	1.618	17.877,78	6.511	129.566	1.889,96
ARGENTINA	359	32.977	9.085,79	21.658	228.917	956,96
BRAZIL	2.787.291	3.874.831	39,02	7.611.864	14.042.272	84,48
COLOMBIA	2.087	233	-88,84	105.922	58.324	-44,94
ECUADOR	0	2.317	--	0	90.408	--
PERU	154	347	125,32	13.627	27.410	101,14
PUERTO RICO	2.415	3	-99,88	132.175	150	-99,89
BELIZE	0	11.399	--	0	64.012	--
UNITED KINGDOM	8.281.978	3.233.202	-60,96	17.136.030	31.999.353	86,74
NETHERLANDS	458.820	381.401	-16,87	8.615.597	9.705.703	12,65
FRANCE	83.124	120.685	45,19	5.301.798	2.933.636	-44,67
GERMANY, FED. REP. OF	635.883	506.155	-20,40	4.767.638	3.235.056	-32,15
AUSTRIA	180	0	-100,00	4.328	0	-100,00
BELGIUM	504.553	737.568	46,18	1.535.079	3.037.722	97,89
SWITZERLAND	442	311	-29,64	41.920	20.917	-50,10
DENMARK	40	0	-100,00	14.031	0	-100,00
NORWAY	0	7.028	--	0	176.720	--
SWEDEN	1.773	5.126	189,11	47.730	720.709	1.409,97
FINLAND	151	74.077	48.957,62	25.660	257.737	904,43
IRELAND	64.165	23.723	-63,03	912.176	562.892	-38,29
ITALY	535	85.322	15.848,04	12.225	435.636	3.463,48
SPAIN	0	553	--	0	19.962	--
PORTUGAL	0	3	--	0	217	--
GREECE	2	326	16.200,00	159	18.723	11.675,47
DEMOCRATIC REPUBLIC OF THE CONGC	0	406	--	0	7.351	--
HUNGARY	1.901	632	-66,75	137.880	12.812	-90,71
AZERBAIJAN	270	17	-93,70	13.005	1.834	-85,90
KAZAKHSTAN	336	242	-27,98	23.236	23.494	1,11
UKRAINE	0	218	--	0	5.895	--
UZBEKISTAN	690	0	-100,00	2.900	0	-100,00
LATVIA	0	8	--	0	1.280	--
MALTA	21	0	-100,00	73	0	-100,00
SLOVAKIA	52	0	-100,00	1.568	0	-100,00
CZECH REPUBLIC	19.173	728	-96,20	68.066	104.150	53,01
RUSSIA FEDERATION	80	4.388	5.385,00	7.051	97.024	1.276,03
-SUKU CADANG KENDARAAN	147.301.462	177.080.797	20,22	1.031.341.472	1.239.767.924	20,21
JAPAN	39.233.300	41.390.476	5,50	242.762.756	241.896.598	-0,36
HONG KONG	80.170	110.787	38,19	894.151	1.283.662	43,56
KOREA, REPUBLIC OF	434.458	177.272	-59,20	1.933.695	1.536.331	-20,55
TAIWAN	4.138.832	3.090.775	-25,32	37.096.163	28.500.780	-23,17
CHINA	5.082.718	3.017.201	-40,64	56.775.478	25.266.554	-55,50
PAPUA NEW GUINEA	1.331	18.829	1.314,65	9.202	114.307	1.142,20
THAILAND	20.560.304	24.577.609	19,54	158.739.150	229.359.771	44,49
SINGAPORE	18.654.996	24.525.560	31,47	117.745.293	148.021.595	25,71
PHILIPPINES	6.494.818	11.040.514	69,99	39.811.636	63.955.792	60,65
MALAYSIA	9.764.257	21.292.773	118,07	61.374.158	130.352.850	112,39
MYANMAR (FORM. BURMA)	2.699	5.227	93,66	16.963	37.971	123,85

TABEL 5. PERKEMBANGAN EKSPOR INDONESIA MENURUT KOMODITI DAN NEGARA TUJUAN

JENIS BARANG	BERAT BERSIH (KG)		PERUB %	NILAI FOB (US \$)		PERUB %
	JAN-NOV 2007	JAN-NOV 2008		JAN-NOV 2007	JAN-NOV 2008	
(1)	(2)	(3)	(4)	(5)	(6)	(7)
CAMBODIA	4.946	3.280	-33,68	12.188	22.611	85,52
BRUNEI DARUSSALAM	17.711	8.267	-53,32	109.388	60.900	-44,33
LAO PEOPLE'S DEMOCRATIC REPUBLIC	35	4.903	13.908,57	215	42.565	19.697,67
NEPAL	0	309	--	0	2.249	--
VIET NAM	5.050.168	7.687.246	52,22	33.239.812	51.742.922	55,67
MALDIVES	1.700	944	-44,47	3.659	1.277	-65,10
INDIA	2.015.467	2.066.614	2,54	16.420.237	18.053.712	9,95
PAKISTAN	1.880.666	2.154.160	14,54	8.654.493	9.912.381	14,53
BANGLADESH	216.100	253.430	17,27	386.241	581.099	50,45
SRI LANKA	138.672	137.273	-1,01	490.631	409.542	-16,53
IRAN (ISLAMIC REPUBLIC OF)	467.131	1.010.081	116,23	1.206.442	3.268.107	170,89
SAUDI ARABIA	124.602	141.888	13,87	993.618	1.184.239	19,18
ISRAEL	0	48.309	--	0	326.458	--
KUWAIT	43.219	49.899	15,46	115.067	181.444	57,69
JORDAN	62.805	43.781	-30,29	260.538	142.663	-45,24
LEBANON	49.707	32.380	-34,86	399.259	141.131	-64,65
PALESTINA	60	0	-100,00	339	0	-100,00
YEMEN	60.191	30.023	-50,12	212.322	224.063	5,53
OMAN	57.308	159.521	178,36	70.337	261.451	271,71
SYRIA ARAB REPUBLIC	28.334	27.068	-4,47	74.275	100.712	35,59
TURKEY	727.626	1.706.744	134,56	5.232.192	19.598.138	274,57
UNITED ARAB EMIRATES	1.161.418	1.549.246	33,39	1.819.534	2.972.142	63,35
QATAR	20.348	8.551	-57,98	63.046	87.802	39,27
BAHRAIN	7.490	3.263	-56,44	33.217	32.843	-1,13
CYPRUS	12.816	27.200	112,23	166.067	280.576	68,95
EGYPT	656.261	629.505	-4,08	2.596.110	2.734.682	5,34
LIBYAN ARAB JAMAHIRIYA	1.732	18.071	943,36	13.725	48.295	251,88
MOROCCO	17.844	19.502	9,29	48.090	71.112	47,87
TUNISIA	117.856	61.798	-47,56	223.297	137.249	-38,54
ALGERIA	0	15.850	--	0	41.514	--
NAMBIA	1	0	-100,00	2	0	-100,00
ETHIOPIA	183	0	-100,00	3.089	0	-100,00
KENYA	15.282	3.427	-77,57	60.499	39.057	-35,44
GHANA	375	4.476	1.093,60	5.540	34.237	518,00
GUINEA	5	0	-100,00	68	0	-100,00
ANGOLA	559	3.944	605,55	7.458	51.377	588,88
CONGO	26	301	1.057,69	267	2.621	881,65
CAMEROON	131	295	125,19	1.033	2.678	159,24
NIGERIA	27.416	20.167	-26,44	5.753	55.538	865,37
SENEGAL	1	0	-100,00	2	0	-100,00
MAURITANIA	36.332	35.588	-2,05	76.790	102.748	33,80
BENIN	566	0	-100,00	500	0	-100,00
GAMBIA	525	0	-100,00	1.000	0	-100,00
U.S. VIRGIN ISLANDS	0	23	--	0	769	--
SEYCHELLES	0	41	--	0	198	--
DJIBOUTI	4.800	0	-100,00	13.186	0	-100,00
SOUTH AFRICA	1.904.889	2.150.837	12,91	20.047.443	19.933.798	-0,57
ZIMBABWE	3.603	4.292	19,12	10.400	6.000	-42,31
ZAMBIA	720	0	-100,00	6.299	0	-100,00
MAURITIUS	0	12	--	0	30	--
RWANDA	0	1.787	--	0	12.500	--
VIRGIN ISLANDS (BRITISH)	350	5	-98,57	3.846	34	-99,12
AUSTRALIA	685.165	746.186	8,91	5.844.045	7.422.831	27,02
NEW ZEALAND	44.156	11.756	-73,38	274.422	106.906	-61,04
SAINT VINCENT AND THE GRENADINES	122	11.847	9.610,66	2.155	72.931	3.284,27
VANUATU	1	379	37.800,00	17	6.942	40.735,29
FIJI	5.928	2.234	-62,31	22.402	13.268	-40,77
MARSHALL ISLANDS	55	177	221,82	819	650	-20,63
SOLOMON ISLANDS	16	0	-100,00	332	0	-100,00
EAST TIMOR	2.021	315.799	15.525,88	21.958	394.420	1.696,25
UNITED STATES	10.075.689	7.033.061	-30,20	90.271.676	57.096.402	-36,75
CANADA	191.425	147.722	-22,83	855.760	1.059.822	23,85
MEXICO	145.689	377.009	158,78	1.749.997	5.214.187	197,95
GUATEMALA	2.688	3.911	45,50	24.933	39.917	60,10
HONDURAS	56.660	89.428	57,83	123.424	334.617	171,11
NICARAGUA	2.493	3.025	21,34	21.483	30.216	40,65
PANAMA	30.571	26.856	-12,15	166.896	159.040	-4,71
SURINAME	193	0	-100,00	731	0	-100,00
CHILE	53.795	51.451	-4,36	231.642	269.383	16,29
VENEZUELA	63.668	42.805	-32,77	411.642	315.141	-23,44
ARGENTINA	1.036.635	702.695	-32,21	6.548.239	5.263.935	-19,61
BRAZIL	2.849.840	4.312.520	51,32	33.905.931	57.196.750	68,69
COLOMBIA	74.447	99.739	33,97	123.994	239.386	93,06
PERU	112.565	116.721	3,69	205.746	289.915	40,91
TRINIDAD AND TOBAGO	793	4.971	526,86	10.329	37.953	267,44
BAHAMAS	90	288	220,00	711	4.277	501,55
JAMAICA	1.207	706	-41,51	12.254	7.341	-40,09
PUERTO RICO	23.968	37.333	55,76	237.076	270.525	14,11
BELIZE	0	3	--	0	36	--
DOMINICAN REPUBLIC	10.987	33.613	205,93	64.454	138.837	115,40
EL SALVADOR	9.540	1.736	-81,80	42.702	12.764	-70,11
COSTA RICA	8.781	2.741	-68,78	79.331	25.467	-67,90
HAITI	89	40	-55,06	2.116	510	-75,90
BARBADOS	4.638	5.276	13,76	52.846	40.136	-24,05
ANTIGUA AND BARBUDA	288	489	69,79	2.791	5.804	107,95

TABEL 5. PERKEMBANGAN EKSPOR INDONESIA MENURUT KOMODITI DAN NEGARA TUJUAN

JENIS BARANG	BERAT BERSIH (KG)		PERUB %	NILAI FOB (US \$)		PERUB %
	JAN-NOV 2007	JAN-NOV 2008		JAN-NOV 2007	JAN-NOV 2008	
(1)	(2)	(3)	(4)	(5)	(6)	(7)
ARUBA	934	489	-47,64	10.566	4.451	-57,87
BERMUDA	294	1.579	437,07	3.982	17.201	331,97
CAYMAN ISLANDS	48	14	-70,83	826	201	-75,67
DOMINICA	352	1.100	212,50	6.236	12.683	103,38
FRENCH POLYNESIA	104	0	-100,00	1.354	0	-100,00
GRENADA	524	1.007	92,18	5.048	8.840	75,12
NETHERLANDS ANTILLES	2.582	780	-69,79	26.944	7.017	-73,96
SAINT LUCIA	1.114	0	-100,00	14.776	0	-100,00
GUADELOUPE	0	55	--	0	279	--
SAINT KITTS AND NEVIS	210	0	-100,00	4.297	0	-100,00
UNITED KINGDOM	2.879.902	4.445.380	54,36	33.692.331	56.458.866	67,57
NETHERLANDS	1.801.065	1.755.370	-2,54	7.879.087	7.900.669	0,27
FRANCE	38.409	7.672	-80,03	246.171	73.087	-70,31
GERMANY, FED. REP. OF	1.706.538	1.653.513	-3,11	8.376.547	9.002.231	7,47
AUSTRIA	1.821	18.946	940,42	14.362	97.173	576,60
BELGIUM	215.881	133.761	-38,04	1.616.800	1.029.456	-36,33
SWITZERLAND	1.444	10.118	600,69	12.790	54.561	326,59
DENMARK	146.443	86.457	-40,96	721.945	476.866	-33,95
NORWAY	349.904	244.575	-30,10	1.739.817	1.353.973	-22,18
SWEDEN	1.095.100	815.286	-25,55	5.681.611	4.352.299	-23,40
FINLAND	412.665	454.217	10,07	2.354.981	2.379.200	1,03
IRELAND	9.475	10.931	15,37	52.451	57.523	9,67
ITALY	1.188.325	1.011.541	-14,88	5.053.545	4.069.265	-19,48
SPAIN	215.116	336.150	56,26	1.710.982	2.160.037	26,25
PORTUGAL	127.423	112.701	-11,55	456.070	355.739	-22,00
GREECE	276.612	202.885	-26,65	1.430.470	1.372.241	-4,07
DEMOCRATIC REPUBLIC OF THE CONGC	60.621	80.533	32,85	102.670	163.824	59,56
HUNGARY	1.145.025	1.475.542	28,87	5.242.818	6.433.175	22,70
POLAND	429.548	380.047	-11,52	1.431.209	1.263.006	-11,75
ROMANIA	0	281	--	0	20.126	--
BULGARIA	14.217	116.774	721,37	30.810	310.325	907,22
KAZAKHSTAN	0	400	--	0	2.655	--
UKRAINE	0	5.444	--	0	56.351	--
LITHUANIA	20.368	5.446	-73,26	103.529	19.625	-81,04
ESTONIA	0	11.810	--	0	74.060	--
MALTA	7.150	9.849	37,75	60.647	69.860	15,19
SLOVAKIA	39.936	32.820	-17,82	110.217	121.890	10,59
RUSSIA FEDERATION	232.249	103.483	-55,44	1.586.570	687.185	-56,69
-UBI KAYU OLAHAN	171.995.309	100.037.584	-41,84	25.031.879	16.969.653	-32,21
JAPAN	130.000	635	-99,51	86.598	189	-99,78
HONG KONG	25.485	1.614	-93,67	6.979	866	-87,59
KOREA, REPUBLIC OF	35.507.898	22.571.796	-36,43	5.454.572	3.781.936	-30,66
TAIWAN	2.149.717	2.038.580	-5,17	395.577	401.900	1,60
CHINA	133.764.292	74.702.509	-44,15	18.515.955	11.910.491	-35,67
SINGAPORE	46.324	120.323	159,74	21.006	43.420	106,70
PHILIPPINES	1.390	9.286	568,06	3.572	7.961	122,87
MALAYSIA	210.636	371.731	76,48	106.956	257.586	140,83
BRUNEI DARUSSALAM	0	6.586	--	0	20.668	--
MALDIVES	0	229	--	0	404	--
SAUDI ARABIA	0	1.497	--	0	2.115	--
AUSTRALIA	759	2.779	266,14	1.072	6.375	494,68
VANUATU	0	200	--	0	432	--
UNITED STATES	44.542	52.817	18,58	146.406	170.249	16,29
UNITED KINGDOM	107.749	145.623	35,15	279.457	343.023	22,75
NETHERLANDS	6.517	9.060	39,02	13.729	18.847	37,28
GERMANY, FED. REP. OF	0	3	--	0	1	--
BELGIUM	0	2.316	--	0	3.190	--
-INDUSTRI LAINNYA	5.852.510.459	3.184.726.466	-45,58	4.291.680.702	5.576.893.558	29,95
JAPAN	135.130.141	125.921.449	-6,81	544.473.103	643.280.443	18,15
HONG KONG	14.721.210	14.936.992	1,47	38.982.970	56.992.714	46,20
KOREA, DEMOCRATIC PEOPLE'S REPUBI	1.601	1.159	-27,61	287	13.740	4.687,46
KOREA, REPUBLIC OF	96.019.392	176.742.454	84,07	108.028.448	190.606.720	76,44
TAIWAN	80.155.782	85.732.243	6,96	64.335.104	68.768.792	6,89
CHINA	4.313.458.617	1.033.135.875	-76,05	261.500.849	184.417.859	-29,48
MONGOLIA	170.482	331.441	94,41	278.654	918.126	229,49
MACAU	720.885	4.603.484	538,59	294.599	775.459	163,23
PAPUA NEW GUINEA	4.112.100	4.286.918	4,25	5.549.845	7.666.059	38,13
THAILAND	69.051.563	94.602.823	37,00	252.335.939	304.077.472	20,51
SINGAPORE	198.395.148	158.226.765	-20,25	716.996.251	783.602.474	9,29
PHILIPPINES	34.033.515	46.480.262	36,57	82.769.619	106.372.096	28,52
MALAYSIA	143.044.170	170.551.387	19,23	264.735.608	289.259.755	9,26
MYANMAR (FORM. BURMA)	4.058.586	6.700.750	65,10	3.553.790	7.634.999	114,84
CAMBODIA	896.062	1.400.625	56,31	2.150.795	3.466.167	61,16
BRUNEI DARUSSALAM	655.641	3.143.212	379,41	1.333.586	4.406.908	230,46
LAO PEOPLE'S DEMOCRATIC REPUBLIC	574.788	196.603	-65,80	2.279.292	779.956	-65,78
NEPAL	447.057	282.475	-36,81	855.510	486.344	-43,15
BHUTAN	0	3.968	--	0	20.382	--
VIET NAM	39.733.869	44.997.823	13,25	73.675.640	126.747.535	72,03
MALDIVES	2.456.242	4.190.985	70,63	1.571.109	3.897.533	148,08
INDIA	58.939.661	53.523.483	-9,19	97.917.392	105.381.716	7,62
PAKISTAN	15.655.513	16.838.205	7,55	13.439.766	16.731.176	24,49
BANGLADESH	15.765.887	28.964.790	83,72	19.437.638	26.466.397	36,16
SRI LANKA	7.763.298	7.913.972	1,94	16.632.529	22.993.657	38,25

TABEL 5. PERKEMBANGAN EKSPOR INDONESIA MENURUT KOMODITI DAN NEGARA TUJUAN

JENIS BARANG	BERAT BERSIH (KG)		PERUB %	NILAI FOB (US \$)		PERUB %
	JAN-NOV 2007	JAN-NOV 2008		JAN-NOV 2007	JAN-NOV 2008	
(1)	(2)	(3)	(4)	(5)	(6)	(7)
AFGHANISTAN	100.703	920	-99,09	353.463	8.204	-97,68
IRAQ	1.007.382	28.042.013	2.683,65	2.632.385	126.465.225	4.704,21
IRAN (ISLAMIC REPUBLIC OF)	6.187.694	3.693.345	-40,31	4.520.048	4.720.267	4,43
SAUDI ARABIA	25.650.724	29.344.988	14,40	31.607.506	37.331.563	18,11
ISRAEL	0	724.492	--	0	2.009.061	--
KUWAIT	3.745.245	2.839.857	-24,17	2.755.099	8.451.926	206,77
JORDAN	735.500	1.533.917	108,55	2.222.150	4.854.721	118,47
LEBANON	943.957	794.825	-15,80	1.739.020	1.516.869	-12,77
YEMEN	571.615	380.183	-33,49	1.572.135	1.873.690	19,18
OMAN	1.318.767	316.791	-75,98	6.463.247	1.707.828	-73,58
SYRIA ARAB REPUBLIC	243.649	664.039	172,54	949.407	1.714.292	80,56
TURKEY	5.796.198	8.068.556	39,20	7.741.977	13.402.043	73,11
UNITED ARAB EMIRATES	36.315.887	42.041.677	15,77	50.277.949	59.277.506	17,90
QATAR	2.949.510	3.876.226	31,42	2.449.577	3.424.157	39,79
BAHRAIN	15.995.743	9.711.697	-39,29	1.710.225	4.498.378	163,03
CYPRUS	169.272	225.644	33,30	434.290	635.044	46,23
EGYPT	4.742.426	3.630.049	-23,46	3.918.423	7.120.859	81,73
LIBYAN ARAB JAMAHIRIYA	808.205	766.227	-5,19	3.092.714	2.905.890	-6,04
MOROCCO	125.836	515.194	309,42	508.380	2.040.270	301,33
TUNISIA	35.134	1.745.555	4.868,28	163.256	5.485.822	3.260,26
ALGERIA	7.981.849	4.019.615	-49,64	22.398.524	15.284.647	-31,76
SUDAN	365.677	608.383	66,37	784.910	3.591.405	357,56
ERITREA	157	36.900	23.403,18	2.160	38.950	1.703,24
LESOTHO	47.800	0	-100,00	2.820	0	-100,00
NAMIBIA	156.279	93.604	-40,10	69.523	43.653	-37,21
ETHIOPIA	18.466	44.986	143,62	14.868	187.076	1.158,25
TANZANIA, UNITED REPUBLIC OF	406.943	875.855	115,23	1.139.376	3.975.332	248,90
MADAGASCAR	267.994	418.132	56,02	210.673	1.025.088	386,58
SOMALIA	3.496	16.599	374,80	11.977	134.975	1.026,95
KENYA	4.822.882	3.984.183	-17,39	5.303.690	8.316.436	56,80
REUNION	402.481	500.975	24,47	514.152	884.965	72,12
MOZAMBIQUE	234.396	1.210.523	416,44	363.223	2.420.378	566,36
BOTSWANA	0	23	--	0	78	--
EQUATORIAL GUINEA	14.897	8.411	-43,54	37.168	13.443	-63,83
TOGO	298.360	312.189	4,64	682.051	665.415	-2,44
GHANA	7.118.492	9.789.207	37,52	9.642.388	15.419.648	59,92
LIBERIA	11.151	120.250	978,38	29.223	339.386	1.061,37
GUINEA	902.870	1.064.348	17,88	1.359.145	2.503.194	84,17
ANGOLA	401.621	1.468.870	265,74	890.833	1.790.930	101,04
CONGO	171.905	163.402	-4,95	563.301	455.250	-19,18
CAMEROON	411.400	517.132	25,70	920.402	2.102.591	128,44
NIGERIA	8.491.066	13.234.235	55,86	15.087.358	21.447.423	42,15
SIERRA LEONE	245.363	39.070	-84,08	723.576	77.135	-89,34
GABON	256.928	99.705	-61,19	1.177.569	539.162	-54,21
COTE D'IVOIRE	480.696	906.863	88,66	1.837.459	3.513.103	91,19
SENEGAL	104.221	722.030	592,79	164.818	1.636.426	892,87
MAURITANIA	10.390	206.283	1.885,40	9.395	858.219	9.034,85
MALI	8.528	3.012	-64,68	28.836	11.975	-58,47
BENIN	937.094	577.970	-38,32	1.457.597	1.151.801	-20,98
BURKINA FASO	43.593	32.255	-26,01	216.130	207.299	-4,09
GAMBIA	38.029	22.675	-40,37	162.638	69.921	-57,01
U.S. VIRGIN ISLANDS	16.306	21.554	32,18	13.991	13.452	-3,85
SEYCHELLES	79.450	263.894	232,15	167.577	321.481	91,84
UGANDA	20.244	434.279	2.045,22	89.946	2.399.005	2.567,16
NIGER	35.406	36.985	4,46	149.967	152.876	1,94
CHAD	0	10.075	--	0	48.136	--
DJIBOUTI	198.613	228.172	14,88	110.219	174.954	58,73
SAO TOME AND PRINCIPE	7.918	31.279	295,04	11.028	42.051	281,31
SWAZILAND	108.813	65.358	-39,94	627.568	359.652	-42,69
SOUTH AFRICA	17.866.972	10.885.655	-39,07	14.071.916	17.908.626	27,27
ZIMBABWE	1.383	4.464	222,78	8.550	433.260	4.967,37
ZAMBIA	0	24.408	--	0	107.516	--
MALAWI	224.246	115.917	-48,31	171.537	155.953	-9,08
COMOROS	17.738	11.984	-32,44	50.374	55.480	10,14
BURUNDI	0	39.340	--	0	178.380	--
MAURITIUS	602.371	630.188	4,62	1.060.457	808.174	-23,79
RWANDA	0	45.260	--	0	268.606	--
VIRGIN ISLANDS (BRITISH)	33.075	3.182	-90,38	332.689	4.424	-98,67
AUSTRALIA	58.517.306	57.810.463	-1,21	138.405.532	140.263.113	1,34
NEW ZEALAND	6.464.271	9.864.596	52,60	11.696.271	17.631.328	50,74
MICRONESIA, FEDERATED STATES OF	28.200	76.416	170,98	25.476	101.471	298,30
GUAM	61.784	102.624	66,10	50.508	165.016	226,71
PALAU	25.544	475	-98,14	24.384	966	-96,04
NEW CALEDONIA	491.917	431.113	-12,36	849.099	712.647	-16,07
NORTHERN MARIANA ISLANDS	11.006	7.286	-33,80	9.275	10.282	10,86
SAINT VINCENT AND THE GRENADINES	9.705	17.690	82,28	19.421	19.403	-0,09
VANUATU	244.892	87.770	-64,16	162.610	167.883	3,24
WALLIS AND FUTUNA ISLANDS	2.764	9.518	244,36	6.374	16.452	158,11
AMERICAN SAMOA	29.783	15.798	-46,96	182.002	22.139	-87,84
COOK ISLANDS	81.432	13.615	-83,28	76.166	77.262	1,44
FIJI	1.867.344	1.290.959	-30,87	1.067.004	988.928	-7,32
KIRIBATI	82.336	11.394	-86,16	86.709	19.615	-77,38
MARSHALL ISLANDS	68.013	11.441	-83,18	19.517	12.775	-34,54
SAMOA	123.723	61.532	-50,27	109.693	65.082	-40,67
SOLOMON ISLANDS	970.220	127.833	-86,82	1.758.950	305.775	-82,62

TABEL 5. PERKEMBANGAN EKSPOR INDONESIA MENURUT KOMODITI DAN NEGARA TUJUAN

JENIS BARANG	BERAT BERSIH (KG)		PERUB	NILAI FOB (US \$)		PERUB
	JAN-NOV 2007	JAN-NOV 2008	%	JAN-NOV 2007	JAN-NOV 2008	%
(1)	(2)	(3)	(4)	(5)	(6)	(7)
TONGA	172.314	351.572	104,03	230.674	411.095	78,21
TUVALU	3.054	19.093	525,18	5.838	41.108	604,15
CHRISTMAS ISLANDS	17	0	-100,00	180	0	-100,00
TOKELAU	3.508	374	-89,34	25.509	4.299	-83,15
EAST TIMOR	7.462	10.133.458	135.700,83	59.345	11.993.321	20.109,49
UNITED STATES	150.374.826	375.504.391	149,71	538.785.468	899.420.238	66,93
CANADA	10.161.568	14.230.855	40,05	35.078.123	47.733.167	36,08
MEXICO	3.052.471	2.216.805	-27,38	19.152.018	15.912.584	-16,91
GUATEMALA	58.065	10.837	-81,34	252.493	70.347	-72,14
HONDURAS	63.136	113.400	79,61	29.086	155.118	433,31
NICARAGUA	21.728	1.221	-94,38	16.163	2.340	-85,52
PANAMA	267.862	253.647	-5,31	2.044.643	2.007.077	-1,84
CUBA	35.506	180.816	409,25	136.728	152.157	11,28
SURINAME	60.881	49.034	-19,46	180.160	325.704	80,79
CHILE	678.309	3.986.067	487,65	4.789.713	11.953.151	149,56
VENEZUELA	9.016.239	3.584.576	-60,24	3.798.724	3.326.313	-12,44
ARGENTINA	2.368.308	3.045.616	28,60	20.253.018	23.129.805	14,20
BRAZIL	1.383.915	4.272.347	208,71	11.284.404	16.732.996	48,28
COLOMBIA	443.526	12.614.426	2.744,12	1.958.139	12.892.762	558,42
BOLIVIA	9.885	35.329.764	357.307,83	35.178	38.977.461	110.700,67
URUGUAY	18.524	28.153	51,98	65.237	87.938	34,80
PARAGUAY	150.101	88.139	-41,28	360.320	362.965	0,73
ECUADOR	745.395	1.109.295	48,82	2.215.207	2.591.333	16,98
PERU	1.648.309	3.450.687	109,35	4.683.038	3.773.231	-19,43
GUYANA	139.139	50.557	-63,66	339.011	170.612	-49,67
TRINIDAD AND TOBAGO	170.639	137.333	-19,52	738.028	560.329	-24,08
BAHAMAS	17.177	144.787	742,91	58.008	170.911	194,63
JAMAICA	54.078	33.076	-38,84	62.611	40.092	-35,97
PUERTO RICO	416.813	9.888.645	2.272,44	290.743	8.787.364	2.922,38
BELIZE	3.867	4.586	18,59	4.162	22.700	445,41
DOMINICAN REPUBLIC	280.970	183.688	-34,62	601.274	835.186	38,90
EL SALVADOR	199.994	81.915	-59,04	1.032.013	411.490	-60,13
COSTA RICA	515.722	909.768	76,41	1.567.976	1.249.801	-20,29
HAITI	215.352	108.220	-49,75	304.143	118.280	-61,11
BARBADOS	416.797	366.002	-12,19	305.564	551.258	80,41
ANTIGUA AND BARBUDA	2.700	7.450	175,93	11.252	18.447	63,94
ANGUILLA	4.397	3.043	-30,79	10.308	3.430	-66,72
ARUBA	8.439	5.141	-39,08	16.104	10.638	-33,94
BERMUDA	3.805	1.949	-48,78	9.429	9.325	-1,10
CAPE VERDE	14.440	0	-100,00	15.200	0	-100,00
CAYMAN ISLANDS	63.160	44.323	-29,82	25.580	14.179	-44,57
DOMINICA	12.305	11.421	-7,18	42.514	52.819	24,24
FALKLAND ISLANDS (MALVINAS)	232	0	-100,00	303	0	-100,00
FRENCH GUIANA	5.808	13.707	136,00	8.479	22.665	167,31
FRENCH POLYNESIA	1.226.531	583.504	-52,43	890.824	838.670	-5,85
GREENLAND	3.699	3.564	-3,65	32.238	39.322	21,97
GRENADA	32.606	20.075	-38,43	50.683	16.882	-66,69
MARTINIQUE	82.343	29.991	-63,58	105.388	125.027	18,63
NETHERLANDS ANTILLES	264.014	347.986	31,81	247.282	1.031.002	316,93
SAINT LUCIA	1.050	6.399	509,43	6.086	15.479	154,34
TURKS AND CAICOS ISLANDS	99.349	65.922	-33,65	6.485	29.516	355,14
GUADELOUPE	290.585	122.587	-57,81	376.257	191.168	-49,19
SAINT KITTS AND NEVIS	522	8.120	1.455,56	9.419	40.672	331,81
UNITED KINGDOM	10.950.877	8.881.048	-18,90	76.476.664	72.730.945	-4,90
NETHERLANDS	41.153.097	149.556.406	263,41	259.035.862	369.730.838	42,73
FRANCE	13.941.253	13.741.475	-1,43	30.662.666	36.907.374	20,37
GERMANY, FED. REP. OF	19.652.293	24.037.544	22,31	94.493.543	123.542.097	30,74
AUSTRIA	1.021.980	783.027	-23,38	5.785.779	5.021.675	-13,21
BELGIUM	15.527.981	19.593.941	26,18	63.964.458	95.031.014	48,57
SWITZERLAND	637.261	492.901	-22,65	3.022.798	4.583.431	51,63
LUXEMBOURG	1.488	28.355	1.805,58	67.982	174.037	156,00
MONACO	22.701	289	-98,73	207.378	3.113	-98,50
DENMARK	1.861.318	2.025.564	8,82	8.647.682	9.425.019	8,99
NORWAY	26.329.181	24.870.529	-5,54	5.428.031	7.032.821	29,56
SWEDEN	1.413.598	2.582.728	82,71	9.271.784	10.776.453	16,23
FINLAND	4.983.048	2.979.461	-40,21	43.692.546	28.485.483	-34,80
IRELAND	101.438	95.145	-6,20	961.818	1.633.145	69,80
ITALY	11.557.782	26.884.966	132,61	49.219.101	66.534.412	35,18
SPAIN	4.627.458	53.097.067	1.047,43	10.383.031	54.569.418	425,56
PORTUGAL	374.622	1.193.602	218,62	1.895.809	5.366.713	183,08
ICELAND	338.313	22.527	-93,34	140.049	14.808	-89,43
GREECE	33.206.890	4.234.815	-87,25	7.235.734	10.613.723	46,68
VATICAN CITY STATE (HOLY SEE)	6.712	0	-100,00	4.200	0	-100,00
ANDORRA	5.590	4.771	-14,65	2.339	45.167	1.831,04
LIECHTENSTEIN	0	670	--	0	638	--
DEMOCRATIC REPUBLIC OF THE CONGC	601.973	213.111	-64,60	1.148.198	550.639	-52,04
HUNGARY	280.969	470.326	67,39	1.413.305	2.242.738	58,69
POLAND	1.891.812	2.211.304	16,89	10.131.159	11.671.750	15,21
ROMANIA	3.288.867	7.692.379	133,89	3.773.523	9.196.201	143,70
BULGARIA	39.339	163.337	315,20	169.043	531.653	214,51
YUGOSLAVIA	5.174	19.035	267,90	13.224	91.381	591,02
ALBANIA	2.584	31.709	1.127,13	1.800	119.346	6.530,33
ARMENIA	8.416	1.561	-81,45	41.615	4.951	-88,10
AZERBAIJAN	14.409	22.519	56,28	152.763	221.681	45,11
BELARUS	4.062	7.490	84,39	79.158	63.299	-20,03

TABEL 5. PERKEMBANGAN EKSPOR INDONESIA MENURUT KOMODITI DAN NEGARA TUJUAN

JENIS BARANG	BERAT BERSIH (KG)		PERUB	NILAI FOB (US \$)		PERUB
	JAN-NOV 2007	JAN-NOV 2008	%	JAN-NOV 2007	JAN-NOV 2008	%
(1)	(2)	(3)	(4)	(5)	(6)	(7)
KAZAKHSTAN	235.974	257.687	9,20	413.430	1.409.116	240,84
KYRGYZSTAN	11.358	12.902	13,59	62.048	72.542	16,91
MOLDOVA, REPUBLIC OF	0	5.985	--	0	20.344	--
TAJIKISTAN	0	32.066	--	0	170.874	--
TURKMENISTAN	0	5.072	--	0	17.788	--
UKRAINE	2.916.676	1.036.651	-64,46	2.326.914	4.476.662	92,39
UZBEKISTAN	66.292	0	-100,00	346.862	0	-100,00
LITHUANIA	18.149	103.795	471,90	290.177	342.604	18,07
LATVIA	122.566	154.222	25,83	998.887	1.179.223	18,05
ESTONIA	786.223	905.349	15,15	248.879	638.089	156,39
GEORGIA	36.440	1.196.587	3.183,72	23.895	1.938.706	8.013,44
CROATIA	770.592	168.902	-78,08	559.859	670.369	19,74
BOSNIA AND HERZEGOVINA	6	233	3.783,33	101	1.104	993,07
MALTA	107.221	84.526	-21,17	347.855	183.996	-47,11
SLOVAKIA	63.871	71.162	11,42	2.595.629	1.082.478	-58,30
SLOVENIA	206.612	95.731	-53,67	355.662	364.062	2,36
CZECH REPUBLIC	208.502	220.127	5,58	709.206	1.385.808	95,40
SOUTH GEORGIA AND THE SOUTH SA	0	3.041	--	0	2.599	--
RUSSIA FEDERATION	1.463.593	4.157.954	184,09	6.811.319	10.661.896	56,53
BIJI TEMBAGA	1.673.437.635	1.372.010.634	-18,01	4.105.077.436	2.992.173.157	-27,11
JAPAN	542.333.373	657.768.395	21,28	1.338.085.110	1.421.798.040	6,26
KOREA, REPUBLIC OF	271.571.233	252.614.640	-6,98	615.529.242	531.722.327	-13,62
CHINA	61.177.270	12.521.395	-79,53	87.523.366	27.779.783	-68,26
SINGAPORE	0	65.135	--	0	20.460	--
PHILIPPINES	170.160.518	117.241.829	-31,10	396.420.927	267.224.417	-32,59
MALAYSIA	0	100.000	--	0	12.840	--
INDIA	193.861.949	110.346.089	-43,08	533.939.837	233.818.864	-56,21
GERMANY, FED. REP. OF	44.386.825	0	-100,00	78.367.390	0	-100,00
SWITZERLAND	12.175.559	0	-100,00	27.408.766	0	-100,00
SPAIN	377.770.908	221.353.151	-41,41	1.027.802.798	509.796.426	-50,40
BIJI NIKEL	7.965.491.265	10.328.776.899	29,67	559.406.114	513.992.911	-8,12
JAPAN	1.715.957.005	1.679.981.096	-2,10	177.244.222	163.283.395	-7,88
HONG KONG	0	20.000	--	0	600	--
KOREA, REPUBLIC OF	52.513.243	0	-100,00	5.501.358	0	-100,00
CHINA	4.632.487.200	6.512.266.151	40,58	246.678.186	229.332.246	-7,03
SINGAPORE	0	4	--	0	7	--
MALAYSIA	0	50.000.000	--	0	875.000	--
CAMEROON	38.150.000	0	-100,00	1.669.062	0	-100,00
AUSTRALIA	319.702.500	505.194.813	58,02	24.783.807	16.813.847	-32,16
UNITED STATES	0	6.000	--	0	400	--
CANADA	0	29.241	--	0	6.200	--
CURACAO	35.826.000	0	-100,00	1.522.605	0	-100,00
UNITED KINGDOM	173.473.000	12.450.000	-92,82	12.511.376	694.087	-94,45
FRANCE	15.265	25.450	66,72	20.000	1.664	-91,68
BELGIUM	0	22.324	--	0	24.643	--
SWITZERLAND	0	243.086.000	--	0	16.795.667	--
GREECE	391.248.000	313.241.820	-19,94	42.255.919	20.620.291	-51,20
VATICAN CITY STATE (HOLY SEE)	66.500.000	0	-100,00	7.107.759	0	-100,00
POLAND	52	0	-100,00	0	0	-100,00
UKRAINE	539.619.000	1.012.454.000	87,62	40.111.800	65.544.864	63,41
BAUKSIT	10.596.002.414	15.863.007.870	49,71	95.445.403	203.547.245	113,26
JAPAN	551.514.000	592.118.364	7,36	7.836.434	10.759.701	37,30
KOREA, REPUBLIC OF	166.214	42.175	-74,63	9.911	2.404	-75,74
TAIWAN	34.500.000	34.900.000	1,16	276.000	383.900	39,09
CHINA	9.966.455.000	15.235.947.331	52,87	86.659.043	192.401.240	122,02
THAILAND	8.500.000	0	-100,00	68.000	0	-100,00
SINGAPORE	31.905.000	0	-100,00	319.050	0	-100,00
NETHERLANDS	2.962.200	0	-100,00	276.965	0	-100,00
BIJI TIMAH/TIN	228.920	563.745	146,26	28.297	19.237	-32,02
CHINA	100.000	0	-100,00	27.000	0	-100,00
SINGAPORE	0	2	--	0	30	--
MALAYSIA	128.895	552.342	328,52	1.289	589	-54,31
INDIA	0	11.400	--	0	18.616	--
PAKISTAN	0	1	--	0	2	--
GERMANY, FED. REP. OF	25	0	-100,00	8	0	-100,00
BATU BARA	177.499.778.793	186.231.033.264	4,92	6.029.922.277	9.547.953.536	58,34
JAPAN	32.173.189.889	33.398.196.605	3,81	1.179.378.227	1.870.682.439	58,62
HONG KONG	10.461.565.365	9.840.249.997	-5,94	325.089.298	420.526.713	29,36
KOREA, REPUBLIC OF	25.274.329.270	24.415.037.672	-3,40	852.275.638	1.184.701.643	39,00
TAIWAN	22.845.109.888	22.465.128.388	-1,66	822.890.825	1.417.276.319	72,23
CHINA	13.110.045.184	14.802.827.083	12,91	416.092.489	676.735.075	62,64
PAPUA NEW GUINEA	22.346	0	-100,00	35.003	0	-100,00
THAILAND	10.376.132.496	12.340.212.044	18,93	310.350.002	524.131.060	68,88
SINGAPORE	18.522.685	166.960.754	801,39	470.108	10.884.529	2.215,33
PHILIPPINES	5.483.565.809	5.674.290.543	3,48	203.174.001	345.507.450	70,05
MALAYSIA	8.548.196.763	10.307.995.871	20,59	274.480.388	493.759.747	79,89
CAMBODIA	45.941.635	39.185.895	-14,71	2.012.018	2.117.569	5,25
VIET NAM	553.053.395	522.860.493	-5,46	16.831.289	26.325.565	56,41
INDIA	22.163.857.360	24.900.585.263	12,35	699.217.831	1.152.862.773	64,88
PAKISTAN	1.548.330.951	2.868.902.332	85,29	68.543.005	174.191.617	154,13

TABEL 5. PERKEMBANGAN EKSPOR INDONESIA MENURUT KOMODITI DAN NEGARA TUJUAN

JENIS BARANG	BERAT BERSIH (KG)		PERUB %	NILAI FOB (US \$)		PERUB %
	JAN-NOV 2007	JAN-NOV 2008		JAN-NOV 2007	JAN-NOV 2008	
(1)	(2)	(3)	(4)	(5)	(6)	(7)
SRI LANKA	95.554.000	124.947.774	30,76	3.986.197	7.290.685	82,90
ISRAEL	0	232.390.000	--	0	13.947.478	--
YEMEN	0	68.418.430	--	0	3.557.758	--
SYRIA ARAB REPUBLIC	69.715.000	0	-100,00	1.812.590	0	-100,00
TURKEY	60.272.000	0	-100,00	1.868.432	0	-100,00
UNITED ARAB EMIRATES	1	66.983.010	6.698.300.900,00	1	4.956.768	495.676.700,00
SIERRA LEONE	352.832.000	69.273.000	-80,37	10.041.914	1.960.425	-80,48
SOUTH AFRICA	500.000	0	-100,00	225.000	0	-100,00
AUSTRALIA	31.993	1.660	-94,81	987	212	-78,52
NEW ZEALAND	601.021.000	480.095.000	-20,12	15.955.998	15.952.667	-0,02
AMERICAN SAMOA	0	71.859.000	--	0	2.196.011	--
UNITED STATES	4.386.189.400	3.481.519.826	-20,63	121.143.362	116.668.584	-3,69
MEXICO	0	132.010.000	--	0	13.513.968	--
CHILE	1.449.405.113	357.236.000	-75,35	49.571.526	16.036.518	-67,65
BRAZIL	146.237.000	0	-100,00	4.998.924	0	-100,00
COSTA RICA	129.121.000	128.104.000	-0,79	3.701.943	7.947.799	114,69
UNITED KINGDOM	1.110.381.475	2.012.297.737	81,23	30.835.597	79.423.977	157,57
NETHERLANDS	935.274.594	2.970.685.652	217,63	36.533.145	168.426.706	361,02
FRANCE	72.045.000	0	-100,00	2.698.805	0	-100,00
GERMANY, FED. REP. OF	167.093	30.128.017	17.930,69	17.822	1.030.777	5.683,73
BELGIUM	223.691.000	218.224.085	-2,44	7.608.032	9.234.007	21,37
SWITZERLAND	3.860.504.793	2.466.121.000	-36,12	132.202.403	99.192.319	-24,97
NORWAY	0	475.000	--	0	4.750	--
FINLAND	0	130.243.997	--	0	9.747.311	--
IRELAND	464.354.005	333.856.200	-28,10	16.188.625	20.658.710	27,61
ITALY	5.594.072.460	5.193.232.000	-7,17	250.705.086	451.270.016	80,00
SPAIN	3.722.409.547	4.021.302.000	8,03	111.255.158	135.703.653	21,98
PORTUGAL	69.453.283	0	-100,00	2.401.000	0	-100,00
GREECE	114.390.000	0	-100,00	3.385.943	0	-100,00
CROATIA	460.418.000	696.477.000	51,27	19.192.145	28.250.899	47,20
SLOVENIA	922.474.000	1.049.797.936	13,80	31.052.422	35.468.003	14,22
REP. OF MACEDONIA	57.402.000	152.922.000	166,41	1.699.098	5.811.036	242,01
GRANIT	2.939.881.216	5.024.510.726	70,91	27.012.923	46.968.317	73,87
JAPAN	2.557	190.066	7.333,16	1.957	476.614	24.254,32
TAIWAN	165.310	4.000	-97,58	12.968	5	-99,96
CHINA	48.731	0	-100,00	5.796	0	-100,00
THAILAND	28.378	0	-100,00	7.850	0	-100,00
SINGAPORE	2.939.565.759	5.024.113.601	70,91	26.941.335	46.415.646	72,28
PHILIPPINES	0	1.098	--	0	2.923	--
MALAYSIA	19.500	128.644	559,71	1.290	20.241	1.469,07
CYPRUS	65	0	-100,00	29	0	-100,00
AUSTRALIA	6.171	4.697	-23,89	5.397	2.171	-59,77
GUAM	9.619	0	-100,00	5.809	0	-100,00
UNITED STATES	30.355	24.107	-20,58	25.018	21.769	-12,99
CANADA	0	14.995	--	0	11.575	--
COSTA RICA	284	0	-100,00	433	0	-100,00
FRENCH POLYNESIA	959	0	-100,00	1.167	0	-100,00
NETHERLANDS ANTILLES	2.604	0	-100,00	2.833	0	-100,00
FRANCE	0	22.194	--	0	12.770	--
GERMANY, FED. REP. OF	0	6.711	--	0	3.369	--
BELGIUM	0	450	--	0	735	--
SWEDEN	0	163	--	0	499	--
ITALY	161	0	-100,00	643	0	-100,00
SPAIN	161	0	-100,00	83	0	-100,00
PORTUGAL	602	0	-100,00	315	0	-100,00
PASIR ALAM	401.116.433	246.235	-99,94	4.681.168	112.412	-97,60
JAPAN	4.379	0	-100,00	2.578	0	-100,00
HONG KONG	282.423	0	-100,00	113.012	0	-100,00
KOREA, REPUBLIC OF	20.000	0	-100,00	16.000	0	-100,00
CHINA	9.091.251	21.125	-99,77	3.787.203	512	-99,99
THAILAND	3.000.000	8.162	-99,73	30.000	3.216	-89,28
SINGAPORE	388.718.080	21.311	-99,99	732.295	4.477	-99,39
MALAYSIA	0	1	--	0	2.000	--
BRUNEI DARUSSALAM	0	190.000	--	0	50.350	--
INDIA	0	1	--	0	500	--
AUSTRALIA	300	0	-100,00	80	0	-100,00
UNITED KINGDOM	0	34	--	0	200	--
GERMANY, FED. REP. OF	0	5.601	--	0	51.157	--
HASIL TAMBANG LAIN	7.385.622.728	9.767.421.065	32,25	217.206.865	262.746.286	20,97
JAPAN	59.039.722	25.951.672	-56,04	6.995.727	2.235.678	-68,04
HONG KONG	15.055.445	2.254.974	-85,02	1.090.269	678.670	-37,75
KOREA, REPUBLIC OF	10.709.589	80.059.701	647,55	1.484.971	4.412.920	197,17
TAIWAN	26.002.347	21.207.129	-18,44	3.072.589	3.490.493	13,60
CHINA	4.787.201.485	5.938.737.691	24,05	153.748.316	188.056.250	22,31
MONGOLIA	21.000	0	-100,00	3.992	0	-100,00
PAPUA NEW GUINEA	6.626	0	-100,00	7.127	0	-100,00
THAILAND	4.584.393	5.346.942	16,63	534.997	559.596	4,60
SINGAPORE	1.663.014.614	2.766.021.271	66,33	16.683.798	28.577.534	71,29
PHILIPPINES	2.235.478	1.207.487	-45,99	403.824	154.988	-61,62
MALAYSIA	64.582.333	65.230.494	1,00	9.416.981	5.250.227	-44,25
MYANMAR (FORM. BURMA)	136.600	1.172.000	757,98	8.700	745.361	8.467,37
CAMBODIA	5.896.094	4.798.258	-18,62	332.394	338.562	1,86

TABEL 5. PERKEMBANGAN EKSPOR INDONESIA MENURUT KOMODITI DAN NEGARA TUJUAN

JENIS BARANG	BERAT BERSIH (KG)		PERUB	NILAI FOB (US \$)		PERUB
	JAN-NOV 2007	JAN-NOV 2008	%	JAN-NOV 2007	JAN-NOV 2008	%
(1)	(2)	(3)	(4)	(5)	(6)	(7)
BRUNEI DARUSSALAM	0	55.952	--	0	45.425	--
VIET NAM	8.314.576	11.937.442	43,57	718.475	1.088.593	51,51
MALDIVES	44.600	204.294	358,06	18.166	162.014	791,85
INDIA	80.303.252	36.235.438	-54,88	5.156.778	5.207.546	0,98
PAKISTAN	177.009	43.236	-75,57	16.568	5.846	-64,72
BANGLADESH	23.247.321	29.425.910	26,58	986.542	1.179.179	19,53
SRI LANKA	160.840	262.840	63,42	13.267	34.260	158,23
IRAN (ISLAMIC REPUBLIC OF)	22.042	160.000	625,89	1.300	32.000	2.361,54
SAUDI ARABIA	17.100	60.899	256,13	4.927	21.405	334,44
ISRAEL	0	196	--	0	117	--
KUWAIT	0	38.416	--	0	12.847	--
JORDAN	0	40.047	--	0	7.573	--
LEBANON	0	218	--	0	770	--
TURKEY	24.000	0	-100,00	350	0	-100,00
UNITED ARAB EMIRATES	187.259.522	282.798.125	51,02	2.980.132	5.108.698	71,43
QATAR	0	102.500	--	0	7.257	--
BAHRAIN	23.267	3.623	-84,43	12.728	2.299	-81,94
CYPRUS	5.240	0	-100,00	2.496	0	-100,00
EGYPT	89.376	0	-100,00	7.532	0	-100,00
LIBYAN ARAB JAMAHIRIYA	801	2.480	209,61	3.384	13.095	286,97
LESOTHO	20.000	0	-100,00	1.180	0	-100,00
MADAGASCAR	26.250	0	-100,00	814	0	-100,00
KENYA	187.873	286.162	52,32	43.008	105.225	144,66
REUNION	10.757	408	-96,21	8.657	333	-96,15
LIBERIA	0	3.003	--	0	4.485	--
ANGOLA	1.040.000	0	-100,00	147.680	0	-100,00
NIGERIA	160.000	0	-100,00	45.232	0	-100,00
SEYCHELLES	1.001	0	-100,00	2.625	0	-100,00
DJIBOUTI	0	273.000	--	0	37.674	--
SOUTH AFRICA	447.900	989.221	120,86	20.180	789.221	3.810,91
MAURITIUS	272.461	443.129	62,64	70.762	180.332	154,84
AUSTRALIA	7.570.400	14.476.095	91,22	923.219	1.950.905	111,32
NEW ZEALAND	53.001	63.488	19,79	15.832	8.187	-48,29
GUAM	54.440	0	-100,00	23.823	0	-100,00
NEW CALEDONIA	53.479	17.040	-68,14	36.659	20.701	-43,53
SAINT VINCENT AND THE GRENADINES	0	10.771	--	0	3.687	--
VANUATU	33.877	0	-100,00	9.533	0	-100,00
COOK ISLANDS	153	0	-100,00	147	0	-100,00
FIJI	1.120.423	17.159	-98,47	82.214	14.864	-81,92
SOLOMON ISLANDS	0	77	--	0	206	--
EAST TIMOR	0	497.000	--	0	314.084	--
UNITED STATES	1.083.777	404.165	-62,71	569.424	260.103	-54,32
CANADA	55.875	7.091	-87,31	38.691	9.084	-76,52
MEXICO	5.074	6	-99,88	3.193	34	-98,94
PANAMA	0	1.653	--	0	3.106	--
CHILE	0	2.150	--	0	13.681	--
ARGENTINA	8.125	0	-100,00	2.470	0	-100,00
BRAZIL	146.151	52.883	-63,82	71.314	30.716	-56,93
COLOMBIA	195	0	-100,00	290	0	-100,00
PERU	4.816	0	-100,00	6.202	0	-100,00
BAHAMAS	1.800	0	-100,00	3.031	0	-100,00
DOMINICAN REPUBLIC	306	50.313	16.342,16	499	5.543	1.010,82
COSTA RICA	22.843	8.948	-60,83	14.926	2.848	-80,92
ANTIGUA AND BARBUDA	29	0	-100,00	139	0	-100,00
ANGUILLA	1.552	0	-100,00	1.879	0	-100,00
FRENCH GUIANA	304	0	-100,00	705	0	-100,00
FRENCH POLYNESIA	77.960	3.937	-94,95	25.141	3.392	-86,51
MARTINIQUE	216	0	-100,00	432	0	-100,00
NETHERLANDS ANTILLES	26.971	0	-100,00	15.754	0	-100,00
TURKS AND CAICOS ISLANDS	38.625	0	-100,00	4.337	0	-100,00
GUADELOUPE	11.603	0	-100,00	11.899	0	-100,00
UNITED KINGDOM	102.530	156.687	52,82	81.383	25.187	-69,05
NETHERLANDS	133.946	315.114	135,25	121.188	113.508	-6,34
FRANCE	285.388	106.839	-62,56	228.257	98.165	-56,99
GERMANY, FED. REP. OF	169.344	99.941	-40,98	109.884	306.342	178,79
AUSTRIA	25.442	278	-98,91	20.341	397	-98,05
BELGIUM	31.126	1.800	-94,22	3.371.863	2.241.297	-33,53
SWITZERLAND	433.756.066	474.957.866	9,50	7.086.635	8.520.048	20,23
DENMARK	1.562	1.557	-0,32	5	1.500	29.900,00
NORWAY	0	41.632	--	0	23.213	--
SWEDEN	14.793	1.083	-92,68	4.948	3.309	-33,12
FINLAND	728	1	-99,86	1.026	1	-99,90
IRELAND	7.163	45.597	536,56	5.152	29.212	467,00
ITALY	178.171	452.971	154,23	109.614	101.485	-7,42
SPAIN	134.972	29.168	-78,39	120.676	26.090	-78,38
PORTUGAL	1.791	0	-100,00	1.653	0	-100,00
GREECE	63	110.450	175.217,46	189	13.416	6.998,41
HUNGARY	8.438	0	-100,00	13.486	0	-100,00
POLAND	6.566	4.756	-27,57	5.528	3.971	-28,17
ROMANIA	23.351	0	-100,00	9.873	0	-100,00
BULGARIA	0	20.000	--	0	5.511	--
LITHUANIA	0	7.236	--	0	2.700	--
CROATIA	22.000	0	-100,00	1.488	0	-100,00
MALTA	1.801	0	-100,00	3.599	0	-100,00
SLOVENIA	4.578	0	-100,00	1.856	0	-100,00

TABEL 5. PERKEMBANGAN EKSPOR INDONESIA MENURUT KOMODITI DAN NEGARA TUJUAN

JENIS BARANG	BERAT BERSIH (KG)		PERUB %	NILAI FOB (US \$)		PERUB %
	JAN-NOV 2007	JAN-NOV 2008		JAN-NOV 2007	JAN-NOV 2008	
(1)	(2)	(3)	(4)	(5)	(6)	(7)
RUSSIA FEDERATION	0	101.155	--	0	43.320	--
BARANG-BARANG SENI	2.842.119	2.887.635	1,60	8.113.465	9.437.486	16,32
JAPAN	129.025	122.851	-4,79	381.072	696.979	82,90
HONG KONG	22.012	10.000	-54,57	379.333	106.610	-71,90
KOREA, REPUBLIC OF	27.873	15.369	-44,86	38.732	146.783	278,97
TAIWAN	84.707	29.458	-65,22	149.176	485.323	225,34
CHINA	3.993	8.137	103,78	9.714	49.240	406,90
MACAU	0	6.377	--	0	42.511	--
PAPUA NEW GUINEA	1.098	0	-100,00	5.188	0	-100,00
THAILAND	11.392	4.659	-59,10	29.149	12.277	-57,88
SINGAPORE	84.002	128.305	52,74	590.303	1.467.145	148,54
PHILIPPINES	3.816	498.693	12.968,47	9.924	370.043	3.628,77
MALAYSIA	99.903	65.083	-34,85	190.112	235.773	24,02
CAMBODIA	39.564	248	-99,37	78.758	332	-99,58
BRUNEI DARUSSALAM	2.436	1.464	-39,90	1.318	7.170	444,01
VIET NAM	180	65	-63,89	165	65	-60,61
MALDIVES	19.318	455	-97,64	83.052	1.396	-98,32
INDIA	10.096	11.850	17,37	12.590	42.496	237,54
PAKISTAN	3.411	0	-100,00	673	0	-100,00
SRI LANKA	7.414	2.472	-66,66	4.780	1.455	-69,56
IRAN (ISLAMIC REPUBLIC OF)	10.161	5.662	-44,28	20.481	13.630	-33,45
SAUDI ARABIA	9.000	67.125	645,83	8.098	58.957	628,04
ISRAEL	0	1.286	--	0	2.432	--
KUWAIT	182	4.935	2.611,54	2.467	29.764	1.106,49
JORDAN	5.450	0	-100,00	9.551	0	-100,00
LEBANON	469	784	67,16	987	2.273	130,29
YEMEN	0	556	--	0	665	--
OMAN	347	0	-100,00	161	0	-100,00
SYRIA ARAB REPUBLIC	0	140	--	0	900	--
TURKEY	192.676	190.157	-1,31	277.144	259.899	-6,22
UNITED ARAB EMIRATES	42.564	16.542	-61,14	118.236	61.232	-48,21
QATAR	132	414	213,64	132	4.988	3.678,79
BAHRAIN	631	494	-21,71	3.532	1.436	-59,34
CYPRUS	3.024	21.418	608,27	11.719	9.107	-22,29
EGYPT	475	1.245	162,11	550	10.683	1.842,36
LIBYAN ARAB JAMAHIRIYA	642	0	-100,00	1.215	0	-100,00
MOROCCO	851	2.418	184,14	10.456	1.845	-82,35
TUNISIA	0	20.000	--	0	10.000	--
SUDAN	0	10.125	--	0	24.920	--
NAMIBIA	166	11	-93,37	468	100	-78,63
TANZANIA, UNITED REPUBLIC OF	0	172	--	0	117	--
MADAGASCAR	3.133	239	-92,37	2.642	1.126	-57,38
KENYA	1.106	107	-90,33	810	53	-93,46
REUNION	8.056	10.859	34,79	9.556	20.916	118,88
MOZAMBIQUE	170	427	151,18	63	268	325,40
TOGO	16	0	-100,00	15	0	-100,00
ANGOLA	94	83	-11,70	88	52	-40,91
NIGERIA	1.291	0	-100,00	24.300	0	-100,00
GABON	40	1.168	2.820,00	110	3.050	2.672,73
COTE D'IVOIRE	386	513	32,90	412	896	117,48
SENEGAL	38.608	31.027	-19,64	35.182	29.440	-16,32
U.S. VIRGIN ISLANDS	51	0	-100,00	83	0	-100,00
SEYCHELLES	241	1.085	350,21	461	838	81,78
UGANDA	41	0	-100,00	205	0	-100,00
SOUTH AFRICA	22.863	26.561	16,17	42.019	32.800	-21,94
MAURITIUS	5.736	13.387	133,39	44.072	43.409	-1,50
VIRGIN ISLANDS (BRITISH)	1	1.301	130.000,00	25	1.194	4.676,00
AUSTRALIA	294.140	225.948	-23,18	635.589	493.343	-22,38
NEW ZEALAND	34.539	30.412	-11,95	39.234	48.005	22,36
GUAM	1.639	1.076	-34,35	4.240	2.328	-45,09
PALAU	0	87	--	0	147	--
NEW CALEDONIA	13.613	21.049	54,62	28.188	38.172	35,42
NORTHERN MARIANA ISLANDS	180	2.149	1.093,89	1.004	10.000	896,02
SAINT VINCENT AND THE GRENADINES	0	31	--	0	50	--
VANUATU	1.177	3.020	156,58	3.615	2.621	-27,50
WALLIS AND FUTUNA ISLANDS	0	580	--	0	2.030	--
COOK ISLANDS	834	174	-79,14	5.179	664	-87,18
FIJI	760	2.069	172,24	1.052	5.956	466,16
SAMOA	0	737	--	0	1.476	--
SOLOMON ISLANDS	0	3.115	--	0	8.307	--
TONGA	0	554	--	0	590	--
EAST TIMOR	0	749	--	0	1.198	--
UNITED STATES	223.195	177.666	-20,40	816.893	691.741	-15,32
CANADA	16.461	24.038	46,03	53.511	58.990	10,24
MEXICO	6.116	3.589	-41,32	13.815	6.339	-54,12
GUATEMALA	271	2.061	660,52	1.485	5.439	266,26
NICARAGUA	0	297	--	0	403	--
PANAMA	3.707	2.300	-37,96	4.204	4.251	1,12
SURINAME	11.150	0	-100,00	12.144	0	-100,00
CHILE	7.366	3.320	-54,93	8.172	3.877	-52,56
VENEZUELA	39	243	523,08	47	932	1.882,98
ARGENTINA	1.161	1.385	19,29	1.501	3.711	147,24
BRAZIL	4.201	3.950	-5,97	339.263	251.492	-25,87
COLOMBIA	6.815	4.346	-36,23	8.722	6.755	-22,55

TABEL 5. PERKEMBANGAN EKSPOR INDONESIA MENURUT KOMODITI DAN NEGARA TUJUAN

JENIS BARANG	BERAT BERSIH (KG)		PERUB %	NILAI FOB (US \$)		PERUB %
	JAN-NOV 2007	JAN-NOV 2008		JAN-NOV 2007	JAN-NOV 2008	
(1)	(2)	(3)	(4)	(5)	(6)	(7)
URUGUAY	2.052	276	-86,55	3.296	382	-88,41
ECUADOR	3.242	0	-100,00	2.695	0	-100,00
PERU	0	936	--	0	1.538	--
TRINIDAD AND TOBAGO	0	629	--	0	1.148	--
BAHAMAS	1.541	23	-98,51	1.889	17	-99,10
JAMAICA	852	486	-42,96	207	648	213,04
PUERTO RICO	4.323	2.102	-51,38	8.953	2.210	-75,32
DOMINICAN REPUBLIC	2.299	6.941	201,91	5.824	35.800	514,70
COSTA RICA	3.530	955	-72,95	5.353	1.164	-78,26
BARBADOS	0	222	--	0	274	--
ANTIGUA AND BARBUDA	0	49	--	0	111	--
ANGUILLA	590	0	-100,00	1.550	0	-100,00
ARUBA	0	33	--	0	950	--
CAYMAN ISLANDS	0	1.043	--	0	401	--
DOMINICA	0	2.487	--	0	2.440	--
FRENCH GUIANA	334	1.768	429,34	748	3.676	391,44
FRENCH POLYNESIA	20.981	19.987	-4,74	32.180	31.267	-2,84
GRENADA	0	133	--	0	893	--
MARTINIQUE	2.105	219	-89,60	3.486	1.089	-68,76
NETHERLANDS ANTILLES	1.657	1.908	15,15	8.939	4.491	-49,76
SAINT LUCIA	95	0	-100,00	546	0	-100,00
TURKS AND CAICOS ISLANDS	0	116	--	0	342	--
GAUDELOUPE	2.032	1.648	-18,90	4.698	4.043	-13,94
SAINT KITTS AND NEVIS	0	244	--	0	363	--
UNITED KINGDOM	49.287	34.767	-29,46	137.387	92.097	-32,97
NETHERLANDS	103.175	230.686	123,59	359.673	862.563	139,82
FRANCE	281.417	156.952	-44,23	1.372.315	525.234	-61,73
GERMANY, FED. REP. OF	187.751	64.549	-65,62	318.952	203.163	-36,30
AUSTRIA	3.903	4.785	22,60	9.089	11.032	21,38
BELGIUM	90.225	74.249	-17,71	161.739	213.932	32,27
SWITZERLAND	19.399	5.155	-73,43	44.810	16.991	-62,08
LUXEMBOURG	100	0	-100,00	466	0	-100,00
MONACO	0	94	--	0	330	--
DENMARK	11.228	3.375	-69,94	35.307	6.653	-81,16
NORWAY	1.512	994	-34,26	3.715	456.429	12.186,11
SWEDEN	8.235	4.379	-46,82	18.828	14.477	-23,11
FINLAND	77	530	588,31	179	1.130	531,28
IRELAND	14.736	16.083	9,14	18.404	55.839	203,41
ITALY	257.626	199.314	-22,63	493.451	515.566	4,48
SPAIN	200.254	145.884	-27,15	351.682	310.961	-11,58
PORTUGAL	4.102	17.506	326,77	9.156	32.913	259,47
GREECE	11.641	5.635	-51,59	35.681	19.730	-44,70
ANDORRA	0	15	--	0	7	--
HUNGARY	3.025	4.801	58,71	7.714	7.650	-0,83
POLAND	6.454	3.662	-43,26	51.807	8.468	-83,65
ROMANIA	3.431	1.984	-42,17	4.931	14.875	201,66
BULGARIA	1.775	57	-96,79	1.391	56	-95,97
YUGOSLAVIA	13	6.417	49.261,54	16	856	5.250,00
ALBANIA	0	286	--	0	430	--
UKRAINE	302	377	24,83	321	537	67,29
LITHUANIA	133	3	-97,74	376	2	-99,47
ESTONIA	0	273	--	0	2.137	--
CROATIA	6.199	5.666	-8,60	13.454	12.996	-3,40
MALTA	715	897	25,45	1.322	2.878	117,70
SLOVAKIA	607	351	-42,17	1.552	697	-55,09
SLOVENIA	490	1.138	132,24	1.939	2.904	49,77
CZECH REPUBLIC	464	305	-34,27	972	2.641	171,71
SOUTH GEORGIA AND THE SOUTH SA	0	312	--	0	267	--
RUSSIA FEDERATION	2.003	3.277	63,60	9.335	6.393	-31,52
BARANG KIRIMAN, POS DAN YANG DIKEI	2.250	0	-100,00	651	0	-100,00
MALAYSIA	2.250	0	-100,00	651	0	-100,00
LAINNYA	3.826	3.246	-15,16	37.648	11.705	-68,91
JAPAN	187	0	-100,00	273	0	-100,00
HONG KONG	216	0	-100,00	25.289	0	-100,00
CHINA	0	2.223	--	0	7.400	--
SINGAPORE	1.497	910	-39,21	7.872	4.300	-45,38
MALAYSIA	0	113	--	0	5	--
AUSTRALIA	426	0	-100,00	147	0	-100,00
NEW ZEALAND	50	0	-100,00	55	0	-100,00
WALLIS AND FUTUNA ISLANDS	462	0	-100,00	1.105	0	-100,00
URUGUAY	67	0	-100,00	78	0	-100,00
SPAIN	921	0	-100,00	2.829	0	-100,00
TOTAL	310.302.333.454	328.426.881.390	5,84	103.158.895.291	128.123.926.090	24,20