

Buletin Statistik Perdagangan Luar Negeri
Foreign Trade Statistical Bulletin

EKSPOR /EXPORTS

ISSN : 0216-5775

No. Publikasi / *Publication Number* : 06110.0905

Katalog BPS / *BPS Catalogue*: 8202002

Ukuran Buku / *Book Size* : 21 Cm X 29 Cm

Jumlah Halaman / *Total Pages* : 110 Halaman / *Pages*

Naskah / *Manuscript* :

Bagian Statistik Ekspor

Export Statistics Division

Gambar Kulit / *Cover Design* :

Bagian Statistik Ekspor

Export Statistics Division

Diterbitkan oleh / *Published by* :

Badan Pusat Statistik, Jakarta - Indonesia

CBS, Indonesia

Dicetak oleh / *Printed by* :

CV Sari Intan Perdana

Boleh dikutip dengan menyebut sumbernya

May be cited with reference to the source

KATA PENGANTAR

Buletin Statistik Perdagangan Luar Negeri Ekspor yang diterbitkan secara bulanan memuat data ekspor menurut sektor, Perkembangan ekspor komoditi pertanian, Perkembangan ekspor komoditi industri, Perkembangan ekspor komoditi pertambangan dan Perkembangan ekspor Indonesia menurut komoditi dan negara tujuan secara kumulatif dari Januari sampai bulan berjalan.

Buletin ini juga menyajikan ulasan singkat tentang perbandingan, pertumbuhan dan peranan serta data pokok yang cukup menonjol atau yang mengalami perubahan yang signifikan. Diharapkan dengan adanya informasi semacam ini, para pengguna data ekspor dapat melihat dan mengikuti perkembangan ekspor secara garis besar.

Kepada para pengguna data, saran dan kritik yang bersifat konstruktif demi penyempurnaan publikasi ini, sangat diharapkan. Dengan demikian usaha BPS untuk meningkatkan pelayanan dan pemasyarakatan statistik (khususnya data Statistik Ekspor) dapat dilaksanakan secara baik dan berkesinambungan.

Jakarta, Mei 2009

BADAN PUSAT STATISTIK
KEPALA,

DR. Rusman Heriawan

NIP. 340003999

ISI / CONTENT

Halaman / Page

Kata Pengantar / <i>Preface</i>	iii
Isi / <i>Content</i>	iv
Ringkasan / <i>Highlight</i>	v - xiv

Jilid / Volume

Tabel 1. Ringkasan Perkembangan Ekspor Indonesia	1
Tabel 2. Perkembangan Ekspor Komoditi Pertanian	1
Tabel 3. Perkembangan Ekspor Komoditi Industri	2
Tabel 4. Perkembangan Ekspor Komoditi Pertambangan	4
Tabel 5. Perkembangan Ekspor Indonesia Menurut Komoditi dan Negara Tujuan	5

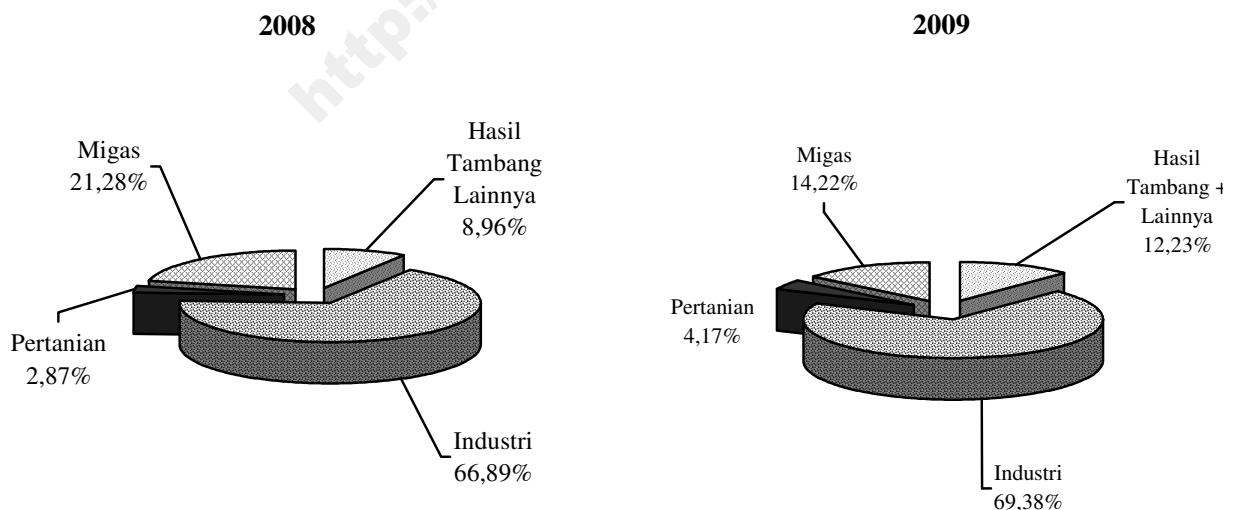
RINGKASAN

Ekspor Indonesia pada periode Januari - Februari 2009 mencapai nilai US\$ 14 414,4 juta dengan volume 38 843,6 ribu ton, yang terdiri dari US\$ 2 050,0 juta hasil ekspor minyak dan gas bumi dan US\$ 12 364,4 juta hasil ekspor komoditi non migas.

Dibandingkan periode yang sama tahun 2008, nilai ekspor turun US\$ 7 322,7 juta, karena adanya penurunan ekspor non migas senilai US\$ 4 747,1 juta, dan dari kelompok migas juga mengalami penurunan sebesar US\$ 2 574,9 juta atau turun 55,67

persen dibanding periode yang sama tahun sebelumnya. Dengan demikian, diperlihatkan bahwa penerimaan dari sektor migas masih bisa diharapkan, karena perkembangan harga di pasaran internasional menunjukkan perkembangan yang fluktuatif. Bulan Februari 2009 harga minyak mentah Indonesia US\$ 43,10 per barelnya, turun sebesar US\$ 51,54 per barel dibandingkan bulan Februari 2008.

Grafik 1 : PERBANDINGAN NILAI EKSPOR INDONESIA PADA JANUARI-FEBRUARI 2008 & 2009

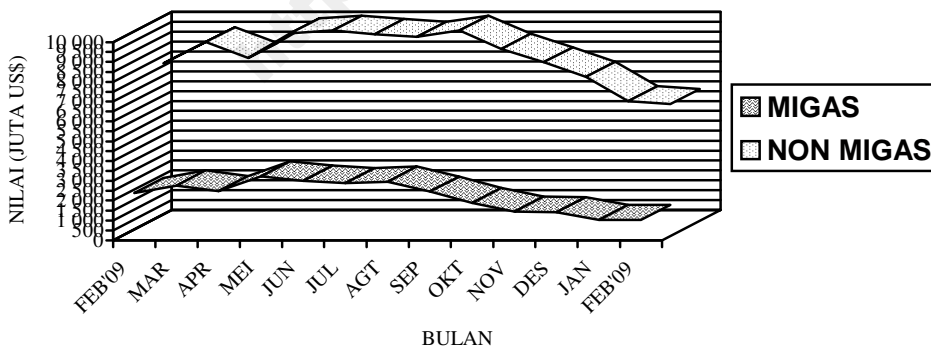


Pada Grafik 1 ditampilkan perbandingan nilai ekspor selama Periode Januari - Februari 2008 dan 2009. Sedangkan trend perkembangannya dari bulan Februari 2008 sampai dengan Februari 2009 disajikan pada Grafik 2, 3, dan 4. Nilai ekspor kelompok migas pada Januari - Februari 2008 senilai US\$ 4 624,9 juta yang terdiri dari minyak mentah, hasil minyak dan gas masing-masing senilai US\$ 1 910,8 juta, US\$ 512,5 juta, dan US\$ 2 201,7 juta. Sedangkan pada Januari - Februari 2009 nilai untuk

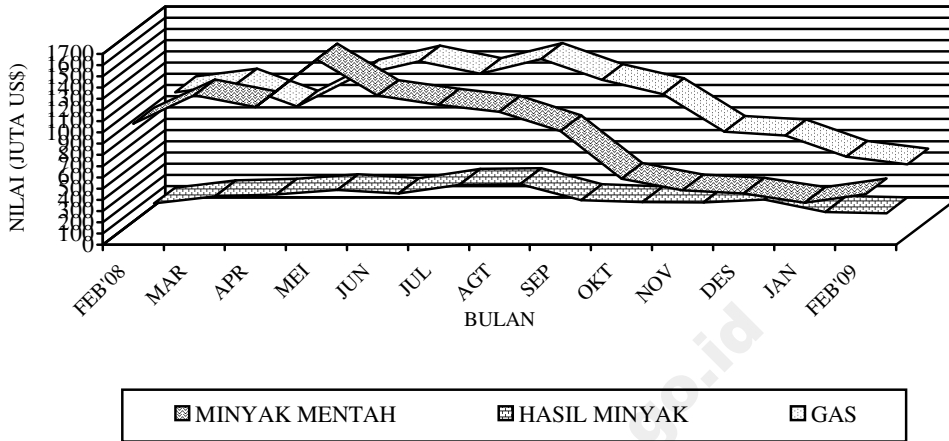
kelompok migas masing-masing sebesar US\$ 824,2 juta, US\$ 289,4 juta dan US\$ 936,4 juta.

Nilai ekspor untuk kelompok non migas yang terdiri dari hasil pertanian, industri serta hasil tambang dan lainnya pada bulan Januari - Februari 2008 masing-masing US\$ 625,3 juta, US\$ 14 539,7 juta, dan US\$ 1 947,1 juta. Sementara itu pada periode Januari - Februari 2009 masing-masing mencapai US\$ 601,1 juta, US\$ 10 000,0 juta, dan US\$ 1 763,3 juta.

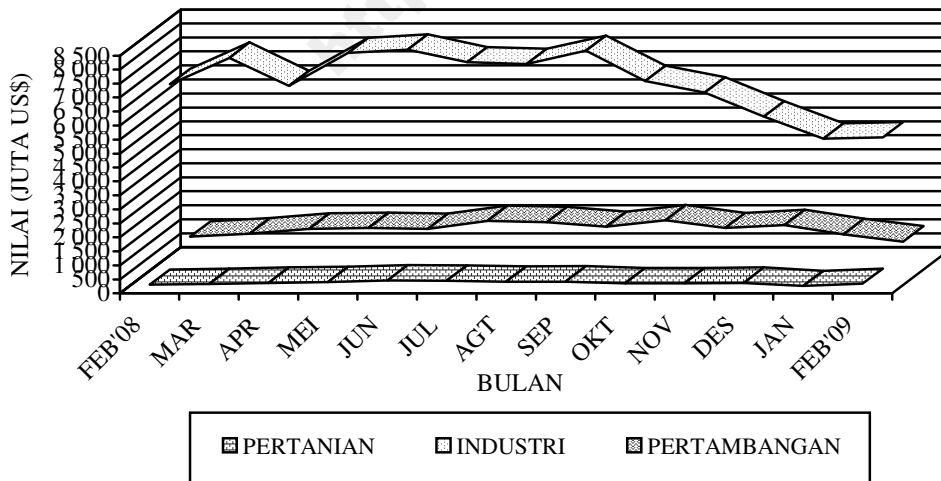
Grafik 2 : PERKEMBANGAN NILAI EKSPOR MIGAS DAN NON MIGAS SELAMA FEBRUARI 2008 SAMPAI DENGAN FEBRUARI 2009



**Grafik 3 : PERKEMBANGAN NILAI EKSPOR KOMODITI MIGAS
SELAMA FEBRUARI 2008 SAMPAI DENGAN FEBRUARI 2009**



**Grafik 4 : PERKEMBANGAN NILAI EKSPOR KOMODITI NON MIGAS
SELAMA FEBRUARI 2008 SAMPAI DENGAN FEBRUARI 2009**



**Tabel A. RINGKASAN EKSPOR NON MIGAS INDONESIA
(JUTA US\$)**

Tahun dan Bulan	Hasil sektor pertanian	Hasil sektor industri	Hasil sektor tambang	Total
[1]	[2]	[3]	[4]	[6]
2007				
Januari	235,8	5 370,6	1 194,9	6 801,3
Februari	247,7	5 631,7	846,7	6 726,1
Maret	256,7	6 138,0	1 095,5	7 490,2
April	246,9	6 075,8	1 053,8	7 376,5
Mei	282,9	6 602,4	1 130,5	8 015,8
Juni	309,1	6 526,6	894,6	7 730,4
Juli	368,1	6 655,7	1 189,6	8 213,3
Agustus	336,4	6 516,0	887,9	7 740,3
September	344,9	6 202,8	889,8	7 437,5
Oktober	285,3	7 030,7	1 003,0	8 318,9
November	371,5	6 504,8	860,7	7 737,0
Desember	372,5	7 205,7	846,7	8 425,0
2008				
Januari	318,8	7 609,5	1 019,5	8 947,7
Februari	306,5	6 930,2	927,6	8 164,5
Maret	334,0	7 870,6	1 037,1	9 241,7
April	376,5	6 861,3	1 202,8	8 440,5
Mei	404,2	8 041,7	1 238,9	9 684,7
Juni	459,2	8 162,3	1 201,9	9 823,5
Juli	450,2	7 707,8	1 487,2	9 645,3
Agustus	417,3	7 647,9	1 445,3	9 510,5
September	423,0	8 118,6	1 280,1	9 821,7
Oktober	358,4	7 038,7	1 507,3	8 904,4
November	359,8	6 631,2	1 229,2	8 220,1
Desember	376,7	5 773,7	1 339,2	7 489,6
2009				
Januari	261,6	4 977,6	1 015,3	6 254,6
Februari	339,5	5 022,4	748,0	6 109,8

Dipandang dari negara tujuan ekspor (Tabel B), pada bulan Februari 2009 kelompok migas yang ditujukan ke kawasan Asia Timur dan Asia Selatan & Tenggara masing-masing sebesar US\$ 812,6 juta dan sebesar US\$ 113,0 juta memperlihatkan penurunan dibanding tahun 2008. Negara yang memperlihatkan penurunan ekspor kelompok migas adalah Jepang dengan persentase penurunan sebesar 62,95 persen, China dengan persentase penurunan sebesar

53,57 persen, dan Singapura dengan persentase penurunan sebesar 75,81 persen, sedangkan Malaysia dan Thailand memperlihatkan peningkatan dibanding tahun 2008, dengan persentase peningkatan masing-masing sebesar 350,69 persen dan sebesar 263,55 persen. Dari Tabel B juga terlihat bahwa ekspor komoditi migas pada bulan Februari 2009 menunjukkan penurunan menjadi US\$ 1 001,5 juta.

Tabel B : Perkembangan Ekspor Migas & Non Migas Indonesia Menurut Negara Tujuan, Februari 2008 & Februari 2009 (Juta US\$)

Kawasan Negara Ekspor	Migas			Non Migas		
	Februari 2008	Februari 2009	Perubahan (%)	Februari 2008	Februari 2009	Perubahan (%)
• Asia Timur	1 987,7	812,6	-59,12	2 483,8	1 612,2	-35,09
- Jepang	1 128,5	418,1	-62,95	1 058,3	721,6	-31,82
- China	300,7	139,6	-53,57	687,0	377,6	-45,03
• Asia Selatan & Tenggara	218,1	113,0	-48,20	2 366,5	1 969,7	-16,77
- Muangthai	7,1	25,7	263,55	281,8	147,0	-47,83
- Singapura	202,9	49,1	-75,81	659,8	731,8	-10,91
- Philipina	0,2	0,2	00,00	149,9	128,0	-14,56
- Malaysia	5,4	24,2	130,95	476,9	318,3	-33,27
• Asia Barat	0,1	0,0	-100,00	403,4	259,3	-35,70
• Afrika	0,0	0,0	-	258,8	200,9	-22,36
• Australia & Oseania	159,2	55,1	-65,39	171,4	183,8	7,23
• Amerika Utara	15,9	20,8	30,95	1 059,2	825,7	-22,05
- Amerika Serikat	15,9	20,8	30,95	1 015,5	790,0	-22,20
• Amerika Tengah & Selatan	0,0	0,0	-	167,8	141,6	-15,64
• Eropa Barat	0,0	0,0	-	1 153,6	812,6	-29,56
• Eropa Timur	0,1	0,0	-100,00	100,0	104,1	4,17
Total Ekspor	2 381,0	1 001,5	-57,94	8 164,5	6 109,9	-25,17

Pada kelompok non migas nilai ekspor juga mengalami penurunan hingga mencapai US\$ 6 109,9 juta. Penurunan terbesar terjadi ke negara Jepang sebesar 31,82 persen.

Pada tabel 1 disajikan ekspor menurut sektor. Disini terlihat bahwa perolehan devisa terbesar pada periode Januari - Februari 2009 berasal dari sektor industri dengan nilai US\$ 10 000,0 juta atau sekitar 69,38 persen dari total ekspor, sedangkan pada periode Januari - Februari 2008 juga berasal dari sektor industri dengan nilai US\$ 14 539,7 juta atau sekitar 66,89 persen dari total ekspor. Dibandingkan periode yang sama tahun sebelumnya, sektor industri mengalami penurunan 31,22 persen.

Pada tabel 2 disajikan perkembangan ekspor komoditi hasil pertanian, selama periode Januari - Februari 2009, komoditi andalan sektor pertanian antara lain udang segar/beku dengan nilai US\$ 136,9 juta (22,77 persen); kopi dengan nilai US\$ 134,5 juta (22,37 persen); ikan dan lain-lain dengan nilai US\$ 102,8 juta (17,11 persen); biji coklat dengan nilai US\$ 89,9 juta (14,95 persen); rempah-rempah dengan nilai US\$ 30,7 juta (5,10 persen); buah-buahan dengan nilai US\$ 20,9 juta (3,48 persen); teh dengan nilai US\$ 19,4 juta (3,23 persen); bahan nabati lainnya dengan nilai US\$ 13,4 juta (2,23 persen); tembakau dengan nilai

US\$ 13,4 juta (2,23 persen); sayur-sayuran dengan nilai US\$ 4,6 juta (0,76 tembakau persen).

Pada tabel 3 disajikan perkembangan ekspor komoditi hasil industri, selama periode Januari - Februari 2009, komoditi andalan sektor industri antara lain tekstil dengan nilai US\$ 1 471,8 juta (14,72 persen); minyak nabati dengan nilai US\$ 1 293,5 juta (12,93 persen); alat listrik, ukur, fotografi, dll dengan nilai US\$ 1 084,1 juta (10,84 persen); barang dari logam tidak mulia dengan nilai US\$ 943,2 juta (9,43 persen); karet alam olahan dengan nilai US\$ 576,5 juta (5,76 persen); kertas dan barang dari kertas dengan nilai US\$ 508,7 juta (5,09 persen); makanan olahan dengan nilai US\$ 414,0 juta (4,14 persen); kayu olahan dengan nilai US\$ 289,5 juta (2,90 persen); meubel dan bagian-bagiannya dengan nilai US\$ 277,3 juta (2,77 persen); bahan kimia dengan nilai US\$ 212,7 juta (2,13 persen).

Pada tabel 4 disajikan perkembangan ekspor komoditi hasil pertambangan, selama periode Januari - Februari 2009, komoditi andalan sektor pertambangan antara lain batu bara dengan nilai US\$ 1 261,2 juta (71,52 persen) dan biji tembaga dengan nilai US\$ 412,2 juta (23,38 persen). Ekspor batu bara mengalami peningkatan 8,53 persen

dibanding periode yang sama tahun sebelumnya, sedangkan biji tembaga mengalami penurunan 34,40 persen dibanding periode yang sama tahun sebelumnya.

Perkembangan ekspor Indonesia menurut komoditi dan negara tujuan yang disajikan pada Tabel 5, memperlihatkan bahwa ekspor selama ini lebih banyak bertumpu pada 15 komoditi utama, (ringkasan disajikan pada Tabel C yang diurut menurut nilai ekspor). Lima belas komoditi tersebut pada periode Januari - Februari 2009 menyumbang sekitar 61,34 persen dari ekspor non migas.

Batu bara mempunyai nilai US\$ 1 261,2 juta, naik US\$ 99,2 juta dari tahun lalu, komoditi ini menyumbang sekitar 10,20 persen ekspor non migas nasional pada periode Januari - Februari 2009. Nilai ekspor barang dari minyak kelapa sawit selama periode Januari - Januari 2009 turun US\$ 944,2 juta menjadi US\$ 1 100,2 juta.

Pada periode Januari - Februari 2009 nilai ekspor pakaian jadi sebesar US\$ 976,0 juta, yang turun dibanding tahun lalu sebesar US\$ 40,5 juta atau turun sekitar 3,99 persen. Komoditi alat listrik diekspor dengan nilai US\$ 612,2 juta atau 4,95 persen, kertas dan barang dari kertas diekspor dengan nilai US\$ 508,7 juta atau

sekitar 4,11 persen dari perolehan devisa non migas.

Selama periode Januari - Februari 2009, biji tembaga nilai ekspornya mencapai US\$ 412,2 juta, sedangkan tahun sebelumnya senilai US\$ 628,4 juta, atau terjadi penurunan sekitar US\$ 216,2 juta (34,40 persen). Audio visual nilai ekspornya naik US\$ 26,4 juta (6,99 persen) menjadi US\$ 403,3 juta.

Perolehan devisa dari besi/baja pada periode Januari - Februari 2009 diekspor dengan nilai US\$ 395,7 juta atau sekitar 3,20 persen dari kelompok non migas. Crumb rubber pada periode Januari - Februari 2009 diekspor dengan nilai US\$ 342,5 juta, sedangkan tahun sebelumnya US\$ 867,0 juta.

Textil lainnya nilai ekspornya turun US\$ 143,7 juta menjadi US\$ 319,6 juta. Sedangkan nilai ekspor alas kaki (kulit, karet dan kanvas) dalam periode Januari - Februari 2009 naik 0,56 persen menjadi US\$ 304,2 juta. Tembaga nilai ekspornya turun US\$ 136,4 juta menjadi US\$ 252,9 juta. Damar tiruan bahan plastik nilai ekspornya turun US\$ 94,1 juta menjadi US\$ 249,8 juta. Meubel & bagian-bagiannya dari bahan lainnya nilai ekspornya turun US\$ 80,0 juta menjadi US\$ 234,2 juta. Barang dari karet

nilai eksportnya turun US\$ 20,1 juta menjadi US\$ 211,9 juta.

**Tabel C : Ekspor Utama Barang Bukan Migas
Periode Januari - Februari, 2008 dan 2009**

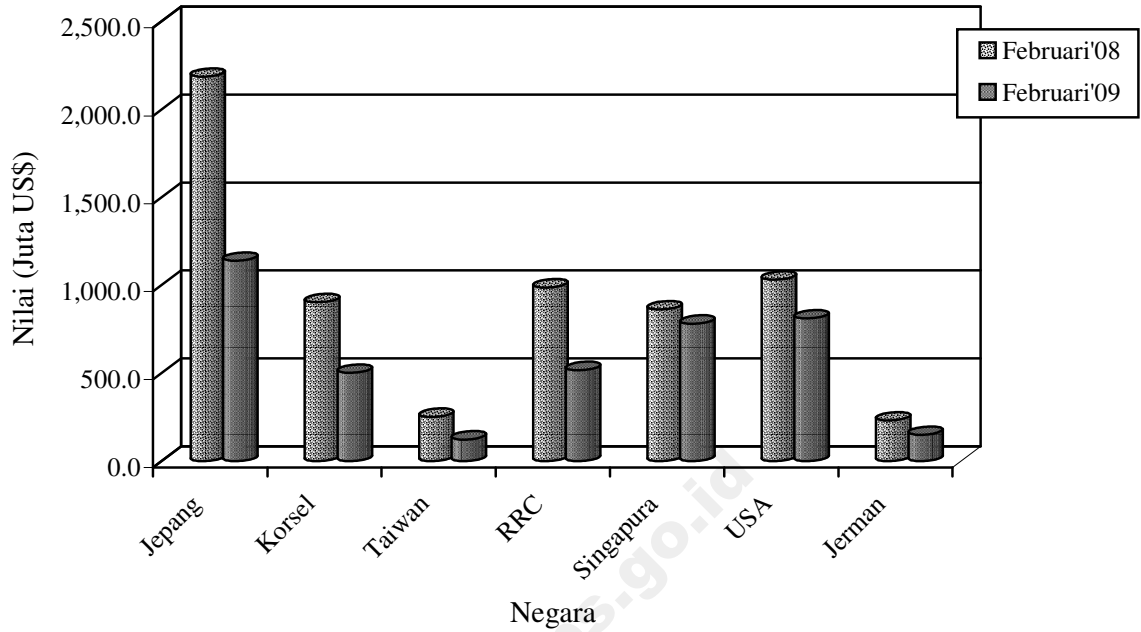
HS	Nilai FOB (Juta US\$)		Perubahan		% Peran 2009 (Terhadap Non Migas)
	2008	2009	Absolut	Persen	
Batu Bara	1 162,0	1 261,2	99,2	8,53	10,20
Minyak kelapa sawit	2 044,4	1 100,2	-944,2	-46,19	8,90
Pakaian Jadi	1 016,5	976,0	-40,5	-3,99	7,89
Alat Listrik	796,5	612,2	-184,3	-23,14	4,95
Kertas dan barang dari Kertas	617,3	508,7	-108,6	-17,60	4,11
Biji Tembaga	628,4	412,2	-216,2	-34,40	3,33
Audio Visual	376,9	403,3	26,4	6,99	3,26
Besi/baja	438,8	395,7	-43,1	-9,82	3,20
Crumb Rubber	867,0	342,5	-524,5	-60,50	2,77
Textil lainnya	463,3	319,6	-143,7	-31,02	2,58
Alas Kaki (Kulit, Karet dan Kanvas)	302,5	304,2	1,7	0,56	2,46
Tembaga	389,3	252,9	-136,4	-35,05	2,05
Damar Tiruan, Bahan Plastik	343,8	249,8	-94,1	-27,36	2,02
Meubel dan bagian-bagiannya dari bahan lainnya	314,2	234,2	-80,0	-25,47	1,89
Barang dari Karet	232,0	211,9	-20,1	-8,67	1,71
Total Komoditi Utama	9 992,9	7 584,3	-2 408,6	-24,10	61,34

Nilai ekspor periode Januari - Februari 2009, menurut negara kelompok ekonomi, ke kelompok negara APEC adalah yang terbesar yaitu mencapai 70,35 persen dari total ekspor yaitu US\$ 10 140,1 juta, ke ASEAN sebesar US\$ 2 950,0 juta dan ke NAFTA sebesar US\$ 1 747,2 juta. Sementara nilai ekspor ke Uni Eropa sebesar 13,03 persen (US\$ 1 878,8 juta) dan ke Timur Tengah sebesar 4,05 persen (US\$ 583,7 juta). Ditinjau dari perkembangannya, nilai ekspor ke negara-negara APEC turun 37,04 persen dibanding keadaan tahun 2008 yang diikuti oleh penurunan ekspor menuju Jepang sebesar 44,99 persen, menuju ASEAN sebesar 30,99 persen, menuju NAFTA sebesar 20,82 persen dan ke Korea Selatan turun sebesar 51,01 persen

Nilai ekspor periode Januari - Februari 2009, menuju tujuh negara tujuan utama yaitu Jepang, Korea Selatan, Taiwan, RR China, Singapura, Amerika dan Jerman mencapai sebesar US\$ 8 024,5 juta atau sekitar 55,67 persen dari total ekspor. Dibandingkan periode tahun sebelumnya nilai ini turun US\$ 5 247,6 juta atau sekitar 39,54 persen.

Selain tujuh negara tujuan utama di atas, negara tujuan yang membeli produk nasional di atas US\$ 100 juta pada bulan Februari 2009 antara lain Hongkong, Malaysia dan Australia masing-masing dengan nilai US\$ 142,0 juta, US\$ 342,4 juta dan US\$ 202,5 juta. Sedangkan dari kawasan Eropa antara lain ke Belanda dan Inggris masing-masing dengan nilai US\$ 155,8 juta dan US\$ 105,1 juta.

Grafik 5: EKSPOR INDONESIA MENURUT NEGARA TUJUAN UTAMA BULAN FEBRUARI 2008 & 2009



Perbandingan nilai ekspor bulan Februari 2008 dan 2009 ke beberapa negara tertentu disajikan pada Grafik 5.

TABEL 1. RINGKASAN PERKEMBANGAN EKSPOR INDONESIA

JENIS BARANG	BERAT BERSIH (RIBU TON)		PERUB	NILAI FOB (JUTA US \$)		PERUB
	JAN-FEB 2008	JAN-FEB 2009	%	JAN-FEB 2008	JAN-FEB 2009	%
	(1)	(2)	(3)	(4)	(5)	(6)
Total Ekspor	55,511.8	38,843.6	-30.03	21,737.1	14,414.4	-33.69
MIGAS	7,562.1	6,681.6	-11.64	4,624.9	2,050.0	-55.68
MINYAK MENTAH	2,907.4	2,807.1	-3.45	1,910.8	824.2	-56.87
HASIL MINYAK	1,010.4	670.2	-33.67	512.5	289.4	-43.53
GAS ALAM	3,644.3	3,204.2	-12.08	2,201.7	936.4	-57.47
NON MIGAS	47,949.7	32,162.1	-32.93	17,112.2	12,364.4	-27.74
HASIL PERTANIAN	338.7	365.7	7.97	625.3	601.1	-3.87
HASIL INDUSTRI	10,550.6	7,679.1	-27.22	14,539.7	10,000.0	-31.22
HASIL TAMBANG	37,060.0	24,117.0	-34.92	1,945.7	1,761.6	-9.46
LAINNYA	0.5	0.3	-40.32	1.4	1.7	20.56

TABEL 2. PERKEMBANGAN EKSPOR KOMODITI HASIL PERTANIAN

JENIS BARANG	BERAT BERSIH (TON)		PERUB	NILAI FOB (RIBU US \$)		PERUB
	JAN-FEB 2008	JAN-FEB 2009	%	JAN-FEB 2008	JAN-FEB 2009	%
	(1)	(2)	(3)	(4)	(5)	(6)
TOTAL PERTANIAN	338,744	365,736	7.97	625,287	601,069	-3.87
KARET ALAM	2,480	1,728	-30.32	4,027	1,797	-55.37
KOPI	61,204	51,276	-16.22	126,951	102,819	-19.01
KAYU BULAT	0	49	-	0	7	-
UDANG SEGAR/BEKU	21,507	21,644	0.63	140,025	136,851	-2.27
TEH	14,406	13,207	-8.32	20,016	19,437	-2.89
REMPAH-REMPAH	24,993	14,546	-66.02	65,038	30,665	-52.85
-LADA HITAM	9,631	3,273	-66.02	26,144	7,409	-71.66
-LADA PUTIH	4,600	2,004	-56.43	21,775	7,793	-64.21
-KAYU MANIS DAN BUNGANYA	5,348	3,964	-25.87	4,026	3,293	-18.21
-BIJI PALA & BUNGANYA DAN KAPULAGA	2,656	3,167	19.25	9,574	8,457	-11.67
-PANILI	25	20	-21.06	341	171	-49.98
-LAINNYA	2,733	2,118	-22.53	3,177	3,543	11.50
TEBAKAU	4,096	4,982	21.64	12,066	13,391	10.98
BIJI COKLAT	48,621	59,481	22.33	93,258	134,457	44.18
IKAN DAN LAIN-LAIN	48,929	54,146	1.66	93,626	89,888	-3.99
-IKAN TONGKOL/TUNA	9,710	9,871	1.66	22,321	21,597	-3.24
-UBUR-UBUR	2,231	690	-69.08	3,502	1,427	-59.27
-KEPITING, KERANG-KERANGAN	8,622	6,560	-23.92	23,967	20,072	-16.25
-BEKICOT	488	377	-22.81	1,274	1,051	-17.53
-IKAN LAINNYA	27,878	36,648	31.46	42,561	45,741	7.47
BIJI-BIJIAN	10,579	30,646	-98.67	3,965	2,821	-28.86
-BIJI BUNGA	13	0	-98.67	624	517	-17.02
-BIJI KAPAS	410	0	-100.00	111	0	-100.00
-BIJI LAINNYA	10,155	30,645	201.78	3,230	2,303	-28.70
BULU BEBEK	11	11	0.00	10	9	-11.45
DAMAR DAN GETAH DAMAR	5,877	3,068	-47.79	4,245	2,750	-35.22
KOPAL DAN LAIN-LAIN	4,506	4,047	-10.17	3,714	3,207	-13.65
SAYUR-SAYURAN	13,689	8,702	-36.43	5,522	4,558	-17.46
BUAH-BUAHAN	36,369	41,752	14.80	21,582	20,904	-3.14
KULIT KERANG DAN LAIN-LAIN	1,192	579	-51.45	466	228	-51.07
TANAMAN OBAT	1,486	1,533	3.12	1,895	2,138	12.82

TABEL 2. PERKEMBANGAN EKSOR KOMODITI HASIL PERTANIAN

JENIS BARANG	BERAT BERSIH (TON)		PERUB	NILAI FOB (RIBU US \$)		PERUB
	JAN-FEB 2008	JAN-FEB 2009	%	JAN-FEB 2008	JAN-FEB 2009	%
	(1)	(2)	(3)	(4)	(5)	(6)
BAHAN NABATI LAINNYA	16,806	12,891	-6.19	9,688	13,414	38.46
-GANGGANG LAUT	13,241	12,421	-6.19	9,254	13,187	42.5
-LAINNYA	3,565	470	-86.82	434	227	-47.62
HASIL PERTANIAN LAINNYA	21,995	41,449	84.68	19,193	21,730	13.22
-MUTIARA	0	0	84.68	2,470	1,149	-53.46
-LAINNYA	21,995	41,449	88.45	16,723	20,580	23.06

TABEL 3. PERKEMBANGAN EKSPOR KOMODITI HASIL INDUSTRI

JENIS BARANG	BERAT BERSIH (TON)		PERUB	NILAI FOB (RIBU US \$)		PERUB
	JAN-FEB 2008	JAN-FEB 2009	%	JAN-FEB 2008	JAN-FEB 2009	%
	(1)	(2)	(3)	(4)	(5)	(6)
TOTAL INDUSTRI	10,550,568	7,679,082	-27.22	14,539,721	10,000,011	-31.22
KAYU OLAHAN	512,560	280,115	-45.35	479,719	289,530	-39.65
-KAYU LAPIS	299,676	160,363	-46.49	250,579	136,285	-45.61
-KAYU GERGAJIAN	9,568	5,576	-41.73	10,243	5,853	-42.86
-KAYU OLAHAN LAIN	203,316	114,176	-43.84	218,897	147,392	-32.67
BARANG DARI LOGAM TIDAK MULIA	655,160	455,405	-30.49	1,908,081	943,176	-50.57
-TIMAH	35,239	17,441	-50.51	539,214	188,539	-65.03
-ALUMINIUM	41,921	29,784	-28.95	125,502	62,197	-50.44
-NIKEL	21,939	3,105	-85.85	373,266	18,389	-95.07
-BESI/BAJA	360,379	347,179	-3.66	438,812	395,734	-9.82
-TEMBAGA	50,197	50,309	0.22	389,288	252,856	-35.05
-SENG	832	619	-25.53	1,326	649	-51.05
-LOGAM TIDAK MULIA LAIN	144,652	6,968	-95.18	40,671	24,812	-38.99
TEKSTIL	300,718	258,107	-14.17	1,727,535	1,471,835	-14.80
-PAKAIAN JADI	68,573	61,365	-10.51	1,016,505	975,994	-3.99
-KAIN TENUN	46,208	31,968	-30.82	247,761	176,288	-28.85
-TEKSTIL LAINNYA	185,937	164,774	-11.38	463,269	319,553	-31.02
KARET ALAM OLAHAN	481,838	312,425	-35.16	1,199,914	576,466	-51.96
-BARANG DARI KARET	75,435	58,601	-22.32	232,024	211,917	-8.67
-SHEET	36,913	9,897	-73.19	88,850	14,952	-83.17
-CRUMB RUBBER	364,324	239,173	-34.35	866,979	342,472	-60.50
-CREPE	5,165	4,755	-7.92	12,061	7,125	-40.93
MAKANAN TERNAK	518,138	532,917	2.85	69,516	37,921	-45.45
-BUNGKIL KELAPA	44,748	18,834	-57.91	5,287	3,236	-38.78
-DEDAK/BEKATUL	73,380	59,074	-19.50	10,883	7,746	-28.82
-LAINNYA	400,010	455,009	13.75	53,347	26,939	-49.50
MINYAK ATSIRI DAN LAINNYA	11,380	10,404	-8.57	64,274	49,207	-23.44
-MINYAK ATSIRI LAINNYA	706	572	-19.06	27,591	12,211	-55.74
-WANGI-WANGIAN DARI MINYAK ATSIRI	10673	9832	-7.88	36,683	36,996	0.85
ROTAN OLAHAN	4,646	3,701	-20.34	4,211	3,798	-9.82
MINYAK NABATI	2,729,224	2,562,446	-6.11	2,496,741	1,293,480	-48.19
-MINYAK KELAPA SAWIT	2,294,105	2,233,256	-2.65	2,044,384	1,100,175	-46.19
-MINYAK BIJI KELAPA SAWIT	246,560	248,107	0.63	259,418	138,821	-46.49
-MINYAK NABATI LAIN	188,560	81,083	-57.00	192,938	54,484	-71.76
ASAM BERLEMAK	138,250	115,268	-16.62	117,959	58,771	-50.18
-STEARIN	19,886	20,848	4.84	20,154	12,429	-38.33
-ASAM BERLEMAK LAIN	118,364	94,420	-20.23	97,805	46,342	-52.62

TABEL 3. PERKEMBANGAN EKSPOR KOMODITI HASIL INDUSTRI

JENIS BARANG	BERAT BERSIH (TON)		PERUB	NILAI FOB (RIBU US \$)		PERUB
	JAN-FEB 2008	JAN-FEB 2009	%	JAN-FEB 2008	JAN-FEB 2009	%
	(1)	(2)	(3)	(4)	(5)	(6)
ALAT LISTRIK UKUR FOGRAFI DLL	106,730	82,778	-22.44	1,258,305	1,084,081	-13.85
-ALAT LISTRIK	88,508	62,508	-29.38	796,488	612,165	-23.14
-DIODE TRANSISTOR	118	226	91.63	23,904	15,284	-36.06
-AUDIO VISUAL	16,192	18,254	12.74	376,945	403,303	6.99
-FOTOGRAFI DAN OPTIK	587	482	-17.91	36,226	29,787	-17.78
-ALAT UKUR	109	141	28.55	2,450	3,839	56.69
-LONCENG ARLOJI DAN BAGIANNYA	1,216	1,168	-3.88	22,292	19,703	-11.61
MAKANAN OLAHAN	264,743	211,317	-20.18	398,057	414,014	4.01
-COKLAT OLAHAN	22,951	16,929	-26.24	57,863	55,159	-4.67
-GULA TETES	65,703	19,175	-70.82	3,681	1,790	-51.37
-KERUPUK UDANG	1,407	1,175	-16.44	2,243	1,976	-11.92
-BUAH/SAYURAN OLAHAN	68,862	64,423	-6.45	52,916	44,456	-15.99
-MINUMAN OLAHAN	14,114	14,608	3.50	9,547	8,704	-8.83
-ROKOK DAN TEMBAKAU OLAHAN	12,242	11,901	-2.79	61,384	75,285	22.65
-DAGING TERNAK	549	509	-7.19	2,314	2,071	-10.51
-DAGING UNGGAS	26	0	-99.95	30	1	-95.99
-IKAN OLAHAN	27,509	27,457	-0.19	105,901	112,806	6.52
-BERAS GILING	60	101	67.94	46	69	48.74
-KOPI OLAHAN	40	18	-54.79	123	55	-55.22
-TEH OLAHAN	1,911	1,422	-25.58	4,514	3,805	-15.71
-GULA PASIR	108	126	16.91	179	82	-54.31
-GULA LAINNYA	1,084	2,342	115.98	719	1,591	121.28
-MAKANAN OLAHAN LAINNYA	48,176	51,132	6.14	96,596	106,164	9.91
SEMEN	669,663	291,097	-56.53	22,052	14,114	-36.00
BARANG ANYAMAN	3,509	2,181	-37.83	9,953	6,844	-31.23
-DARI ROTAN	942	517	-45.06	2,950	1,918	-34.98
-DARI BAHAN LAINNYA	2,567	1,664	-35.18	7,003	4,927	-29.65
MEUBEL DAN BAGIAN-BAGIANNYA	154,240	106,393	-31.02	372,766	277,278	-25.62
-DARI ROTAN	25,928	17,653	-31.92	58,566	43,105	-26.40
-DARI BAHAN LAINNYA	128,312	88,740	-30.84	314,200	234,173	-25.47
BAHAN KIMIA	1,622,023	422,764	-73.94	556,547	212,714	-61.78
-AN ORGANIK	1,090,177	128,911	-88.18	111,795	27,706	-75.22
-ORGANIK	498,005	272,163	-45.35	418,164	177,034	-57.66
-LAINNYA	33,841	21,689	-35.91	26,588	7,974	-70.01
PUPUK	36,717	31,755	-13.51	10,325	14,105	36.61
PRODUK PHARMASI	1,566	1,328	-15.22	24,642	28,028	13.74
KULIT DAN BARANG DARI KULIT	2,063	1,383	-32.96	40,841	27,649	-32.30
KACA DAN BARANG DARI KACA	148,150	94,995	-35.88	75,347	49,999	-33.64
KERTAS DAN BARANG DARI KERTAS	696,534	684,974	-1.66	617,287	508,658	-17.60
INDUSTRI LAINNYA	1,492,716	1,217,327	-18.45	3,085,648	2,638,344	-14.50
-GLISEROL DAN LARUTAN ALKALI	8,150	8,103	-0.57	3,809	1,484	-61.05
-MARGARIN DAN LEMAK LAINNYA	93,738	52,136	-44.38	88,710	35,050	-60.49
-SABUN MANDI DAN CUCI	87,233	78,121	-10.45	84,462	74,529	-11.76
-BAHAN CELUP ORGANIK SINTETIK	5,382	2,305	-57.17	21,831	10,580	-51.54
-PREPARAT PEMBASMI KUMAN DLL	8,555	8,404	-1.77	23,742	27,347	15.18
-DAMAR TIRUAN BAHAN PLASTIK	207,546	186,082	-10.34	343,836	249,751	-27.36
-BAHAN KERTAS	415,625	407,458	-1.96	198,921	145,186	-27.01
-ALAS KAKI (KULIT KARET DAN KANVAS)	22,008	20,339	-7.58	302,473	304,155	0.56
-PRODUK KERAMIK	76,204	51,474	-32.45	49,967	30,678	-38.60
-EMAS BATANGAN	6	6	-4.65	177,074	170,486	-3.72
-PESAWAT UDARA DAN BAGIANNYA	415	201	-51.68	12,630	9,851	-22.00
-KAPAL LAUT DAN SEJENISNYA	50,245	76,844	52.94	82,136	128,139	56.01
-PERLENGKAPAN OLAHRAGA DAN MAINAN	4,184	3,450	-17.54	40,177	32,792	-18.38

TABEL 3. PERKEMBANGAN EKSPOR KOMODITI HASIL INDUSTRI

JENIS BARANG	BERAT BERSIH (TON)		PERUB	NILAI FOB (RIBU US \$)		PERUB
	JAN-FEB 2008	JAN-FEB 2009	%	JAN-FEB 2008	JAN-FEB 2009	%
(1)	(2)	(3)	(4)	(5)	(6)	(7)
-PENA DAN PENSIL	1,161	920	-20.72	9,201	8,596	-6.58
-BATU SEMI PERMATA	20	0	-98.76	38	47	23.74
-KOPER TAS DOMPET PLASTIK/TEKSTIL	1,206	1,082	-10.29	9,350	8,260	-11.66
-BARANG DARI LOGAM MULIA	48	51	5.49	24,724	90,346	265.42
-PETI KEMAS	3,404	156	-95.41	4,633	1,131	-75.59
-KOMPUTER DAN BAGIANNYA	5,470	6,228	13.86	124,838	145,456	16.52
-KENDARAAN BERMOTOR RODA 2 DAN 3	1,155	1,259	9.03	9,058	10,067	11.13
-KENDARAAN BERMOTOR RODA 4 DAN LE	33,621	21,079	-37.30	232,598	150,016	-35.50
-SUKU CADANG MESIN	21,772	8,032	-63.11	153,599	121,466	-20.92
-SUKU CADANG KENDARAAN	30,953	17,310	-44.08	216,823	118,201	-45.48
-UBI KAYU OLAHAN	36,808	8,866	-75.91	6,246	1,145	-81.67
-INDUSTRI LAINNYA	377,808	257,420	-31.86	864,773	763,585	-11.70

TABEL 4. PERKEMBANGAN EKSPOR KOMODITI HASIL PERTAMBANGAN

JENIS BARANG	BERAT BERSIH (TON)		PERUB	NILAI FOB (RIBU US \$)		PERUB
	JAN-FEB 2008	JAN-FEB 2009	%	JAN-FEB 2008	JAN-FEB 2009	%
(1)	(2)	(3)	(4)	(5)	(6)	(7)
TOTAL PERTAMBANGAN	37,059,959	24,116,985	-34.92	1,945,724	1,761,600	-9.46
BIJI TEMBAGA	308,212	295,489	-4.13	628,384	412,221	-34.40
BIJI NIKEL	1,901,997	875,134	-53.99	79,393	29,651	-62.65
BAUKSIT	1,966,232	1,407,065	-28.44	16,840	21,416	27.17
BIJI TIMAH/TIN	2	1	-65.00	1	0	-71.09
BATU BARA	30,168,484	19,354,887	-35.84	1,161,985	1,261,160	8.53
GRANIT	752,595	801,423	6.49	7,152	7,648	6.93
PASIR ALAM	14	23	65.27	54	2	-95.43
HASIL TAMBANG LAIN	1962424	1382964	-29.53	51914	29501	-43.17

TABEL 5. PERKEMBANGAN EKSPOR INDONESIA MENURUT KOMODITI DAN NEGARA TUJUAN

JENIS BARANG	BERAT BERSIH (KG)		PERUB	NILAI FOB (US \$)		PERUB
	JAN-FEB 2008	JAN-FEB 2009	%	JAN-FEB 2008	JAN-FEB 2009	%
(1)	(2)	(3)	(4)	(5)	(6)	(7)
HASIL MINYAK	1,010,380,462	670,189,169	-33.67	512,471,649	289,394,635	-43.53
JAPAN	514,880,670	174,599,413	-66.09	232,367,199	77,018,687	-66.85
KOREA, REPUBLIC OF	27,543,503	123,574,891	348.65	12,276,220	54,487,603	343.85
TAIWAN	37,624,460	3,058,585	-91.87	16,929,349	987,311	-94.17
CHINA	88,814,324	79,581,861	-10.40	36,493,011	32,518,670	-10.89
THAILAND	19,361,340	10,060,988	-48.04	16,259,953	4,417,791	-72.83
SINGAPORE	295,730,580	151,158,204	-48.89	184,267,047	67,309,376	-63.47
PHILIPPINES	235,692	392,529	66.54	250,336	301,145	20.30
MALAYSIA	21,431,584	79,841,077	272.54	9,957,142	33,284,808	234.28
MYANMAR (FORM. BURMA)	0	13,466	-	0	19,167	-
VIET NAM	26,521	0	-100.00	35,759	0	-100.00
INDIA	3,631,790	47,331,054	1,203.24	2,613,161	18,543,642	609.62
PAKISTAN	241,687	117,442	-51.41	356,883	184,255	-48.37
IRAN (ISLAMIC REPUBLIC OF)	179,950	0	-100.00	63,000	0	-100.00
AUSTRALIA	42,000	13,600	-67.62	45,725	15,652	-65.77
NEW ZEALAND	61,503	31,960	-48.04	80,461	45,094	-43.96
EAST TIMOR	458,640	338,021	-26.30	330,660	164,052	-50.39
NETHERLANDS	250	0	-100.00	16	0	-100.00
FINLAND	44,878	0	-100.00	53,875	0	-100.00
RUSSIA FEDERATION	71,090	76,078	7.02	91,852	97,382	6.02
GAS ALAM	3,644,295,481	3,204,215,613	-12.08	2,201,677,547	936,432,970	-57.47
JAPAN	2,246,896,976	2,184,096,321	-2.79	1,162,730,983	602,765,529	-48.16
KOREA, REPUBLIC OF	818,145,380	640,334,141	-21.73	605,493,556	210,170,367	-65.29
CHINA	564,753,125	376,085,808	-33.41	418,636,008	122,370,772	-70.77
THAILAND	14,500,000	3,699,343	-74.49	14,817,000	1,126,302	-92.40
KARET ALAM	2,480,305	1,728,187	-30.32	4,026,746	1,797,025	-55.37
JAPAN	13,722	36,000	162.35	21,964	198,000	801.48
HONG KONG	401,100	0	-100.00	610,190	0	-100.00
KOREA, REPUBLIC OF	360,360	0	-100.00	857,011	0	-100.00
CHINA	1,223,568	948,979	-22.44	1,967,646	827,723	-57.93
SINGAPORE	193,455	49,000	-74.67	93,130	23,070	-75.23
TURKEY	288,100	180,000	-37.52	476,805	166,700	-65.04
UNITED STATES	0	214,200	-	0	289,170	-
BRAZIL	0	300,000	-	0	292,000	-
GERMANY, FED. REP. OF	0	8	-	0	362	-
KOPI	61,204,431	51,276,401	-16.22	126,951,412	102,818,792	-19.01
JAPAN	9,670,280	8,873,294	-8.24	20,684,050	18,815,580	-9.03
HONG KONG	91,664	248,098	170.66	213,262	458,058	114.79
KOREA, REPUBLIC OF	19,322	103,312	434.69	40,565	221,803	446.78
TAIWAN	507,174	841,375	65.89	1,382,828	1,868,912	35.15
CHINA	73,200	157,200	114.75	136,247	257,810	89.22
PAPUA NEW GUINEA	1,124	0	-100.00	1,541	0	-100.00
SINGAPORE	647,902	1,435,730	121.60	963,097	3,096,699	221.54
PHILIPPINES	0	18,000	-	0	40,575	-
MALAYSIA	2,051,686	2,200,073	7.23	3,647,790	3,387,480	-7.14
INDIA	2,126,640	210,000	-90.13	3,500,250	321,510	-90.81
IRAN (ISLAMIC REPUBLIC OF)	0	458,400	-	0	779,862	-
SAUDI ARABIA	21,000	21,000	0.00	56,700	48,334	-14.75
ISRAEL	17,760	0	-100.00	36,497	0	-100.00
OMAN	0	40,000	-	0	72,400	-
UNITED ARAB EMIRATES	185,100	159,900	-13.61	375,008	314,291	-16.19
EGYPT	1,744,800	1,770,000	1.44	3,221,980	3,326,085	3.23
MOROCCO	942,000	728,400	-22.68	1,622,704	1,294,946	-20.20
ALGERIA	790,200	2,174,400	175.17	1,330,725	4,459,965	235.15
BURKINA FASO	17,999	0	-100.00	54,600	0	-100.00
SOUTH AFRICA	1,709,896	19,200	-98.88	3,520,339	56,160	-98.40
AUSTRALIA	1,714,200	254,399	-85.16	3,167,137	695,080	-78.05
NEW ZEALAND	91,200	36,000	-60.53	309,558	118,579	-61.69
UNITED STATES	11,823,223	9,006,014	-23.83	31,872,514	26,623,761	-16.47
CANADA	474,300	561,899	18.47	1,626,610	1,756,401	7.98
MEXICO	1,761,000	144,000	-91.82	3,728,642	459,375	-87.68
ECUADOR	657,600	1,128,000	71.53	1,116,716	1,724,176	54.40
UNITED KINGDOM	1,354,200	1,739,454	28.45	2,350,226	2,820,953	20.03
NETHERLANDS	66,500	91,713	37.91	218,073	218,716	0.29
FRANCE	56,400	414,000	634.04	104,820	650,042	520.15
GERMANY, FED. REP. OF	13,572,263	10,351,940	-23.73	24,504,350	14,700,406	-40.01
BELGIUM	1,293,498	1,206,661	-6.71	2,814,474	2,697,072	-4.17
SWITZERLAND	112,800	90,000	-20.21	219,169	145,430	-33.64
DENMARK	91,500	75,200	-17.81	194,627	150,453	-22.70
NORWAY	18,000	54,000	200.00	65,700	152,640	132.33
SWEDEN	132,000	35,999	-72.73	363,137	115,650	-68.15
IRELAND	36,000	36,000	0.00	120,150	119,700	-0.37
ITALY	3,678,600	3,234,000	-12.09	6,781,676	5,386,780	-20.57
SPAIN	156,600	365,400	133.33	307,200	647,253	110.69
PORTUGAL	57,600	166,800	189.58	108,692	304,720	180.35

TABEL 5. PERKEMBANGAN EKSPOR INDONESIA MENURUT KOMODITI DAN NEGARA TUJUAN

JENIS BARANG	BERAT BERSIH (KG)		PERUB	NILAI FOB (US \$)		PERUB
	JAN-FEB 2008	JAN-FEB 2009	%	JAN-FEB 2008	JAN-FEB 2009	%
(1)	(2)	(3)	(4)	(5)	(6)	(7)
GREECE	150,000	315,000	110.00	278,377	447,814	60.87
POLAND	386,400	134,400	-65.22	660,150	229,573	-65.22
ROMANIA	450,000	449,460	-0.12	835,319	793,069	-5.06
BULGARIA	660,000	350,400	-46.91	1,221,755	590,972	-51.63
LATVIA	162,000	0	-100.00	270,648	0	-100.00
ESTONIA	342,000	0	-100.00	557,223	0	-100.00
GEORGIA	727,800	861,300	18.34	1,210,716	1,424,808	17.68
MALTA	0	199,980	-	0	214,038	-
CZECH REPUBLIC	273,000	42,000	-84.62	450,870	64,260	-85.75
RUSSIA FEDERATION	288,000	474,000	64.58	704,700	746,601	5.95
KAYU BULAT	0	48,501	-	0	6,869	-
JAPAN	0	1	-	0	1	-
HONG KONG	0	1	-	0	6	-
KOREA, REPUBLIC OF	0	2	-	0	5	-
SINGAPORE	0	1	-	0	5	-
MALAYSIA	0	48,495	-	0	6,847	-
UNITED ARAB EMIRATES	0	1	-	0	5	-
UDANG SEGAR/BEKU	21,507,296	21,643,774	0.63	140,025,480	136,850,741	-2.27
JAPAN	5,269,788	6,018,007	14.20	43,871,715	48,388,355	10.30
HONG KONG	701,298	679,043	-3.17	3,431,546	2,706,281	-21.14
KOREA, REPUBLIC OF	50,372	185,784	268.82	416,385	899,166	115.95
TAIWAN	368,913	204,209	-44.65	1,098,151	482,653	-56.05
CHINA	1,355,482	785,474	-42.05	2,211,058	3,800,174	71.87
MACAU	1,442	2,541	76.21	1,442	2,718	88.49
THAILAND	15,163	15,188	0.16	99,841	148,296	48.53
SINGAPORE	288,567	413,438	43.27	871,304	915,141	5.03
PHILIPPINES	0	1,160	-	0	627	-
MALAYSIA	772,593	557,442	-27.85	1,099,916	614,722	-44.11
BRUNEI DARUSSALAM	0	47	-	0	1,240	-
VIET NAM	103,046	222,778	116.19	1,126,652	1,263,450	12.14
IRAN (ISLAMIC REPUBLIC OF)	0	459	-	0	729	-
KUWAIT	0	669	-	0	715	-
LEBANON	0	6,555	-	0	26,962	-
SYRIA ARAB REPUBLIC	0	183	-	0	85	-
TURKEY	0	6,750	-	0	16,800	-
UNITED ARAB EMIRATES	33,592	227	-99.32	228,241	1,632	-99.28
CYPRUS	9,000	15,327	70.30	73,618	46,227	-37.21
EGYPT	111,385	123,716	11.07	670,435	865,723	29.13
REUNION	22,186	49,688	123.96	237,389	327,481	37.95
SOUTH AFRICA	523	712	36.14	1,445	1,572	8.79
MAURITIUS	17,164	0	-100.00	125,157	0	-100.00
AUSTRALIA	34,789	62,128	78.59	269,378	495,329	83.88
NEW ZEALAND	17,078	331	-98.06	95,930	116	-99.88
GUAM	660	0	-100.00	21,545	0	-100.00
UNITED STATES	9,372,820	9,466,424	1.00	65,283,175	59,168,967	-9.37
CANADA	89,476	84,826	-5.20	476,094	421,553	-11.46
PUERTO RICO	144,538	197,592	36.71	925,181	1,204,209	30.16
UNITED KINGDOM	802,874	992,061	23.56	5,465,902	6,402,220	17.13
NETHERLANDS	178,378	267,612	50.03	1,175,241	1,126,980	-4.11
FRANCE	40,000	208,312	420.78	317,275	1,199,010	277.91
GERMANY, FED. REP. OF	232,182	108,636	-53.21	1,530,703	776,857	-49.25
AUSTRIA	0	2,388	-	0	3,327	-
BELGIUM	1,158,095	668,404	-42.28	7,390,247	4,230,133	-42.76
SWITZERLAND	20,602	56,980	176.58	137,292	415,747	202.82
DENMARK	71,380	731	-98.98	462,005	135	-99.97
NORWAY	0	426	-	0	715	-
SWEDEN	0	21,376	-	0	189,246	-
IRELAND	0	163	-	0	471	-
ITALY	143,589	178,850	24.56	470,497	575,345	22.28
SPAIN	18,162	11,457	-36.92	99,584	59,932	-39.82
PORTUGAL	26,655	18,567	-30.34	82,239	56,879	-30.84
GREECE	4,362	1,356	-68.91	10,362	3,558	-65.66
POLAND	0	1,330	-	0	2,637	-
ROMANIA	0	2	-	0	2	-
UKRAINE	14,710	0	-100.00	92,172	0	-100.00
LITHUANIA	0	371	-	0	543	-
ESTONIA	0	153	-	0	145	-
CZECH REPUBLIC	0	421	-	0	3,019	-
RUSSIA FEDERATION	16,432	3,480	-78.82	156,363	2,917	-98.13
TEH	14,405,622	13,207,381	-8.32	20,015,961	19,437,188	-2.89
JAPAN	249,755	189,206	-24.24	375,795	345,014	-8.19
HONG KONG	3,768	27,988	642.78	2,219	17,795	701.94
TAIWAN	154,368	80,415	-47.91	170,896	110,017	-35.62
CHINA	49,800	10,400	-79.12	38,134	20,550	-46.11
PAPUA NEW GUINEA	0	10,080	-	0	21,192	-

TABEL 5. PERKEMBANGAN EKSPOR INDONESIA MENURUT KOMODITI DAN NEGARA TUJUAN

JENIS BARANG	BERAT BERSIH (KG)		PERUB	NILAI FOB (US \$)		PERUB
	JAN-FEB 2008	JAN-FEB 2009	%	JAN-FEB 2008	JAN-FEB 2009	%
(1)	(2)	(3)	(4)	(5)	(6)	(7)
SINGAPORE	137,384	116,525	-15.18	171,026	145,141	-15.14
MALAYSIA	1,422,630	972,014	-31.67	2,110,270	1,211,180	-42.61
BRUNEI DARUSSALAM	0	625	-	0	405	-
MALDIVES	154	0	-100.00	409	0	-100.00
INDIA	523,908	315,980	-39.69	636,037	462,732	-27.25
PAKISTAN	2,120,414	2,740,845	29.26	3,570,341	4,502,179	26.10
SRI LANKA	70,040	0	-100.00	105,681	0	-100.00
AFGHANISTAN	94,700	25,275	-73.31	122,817	28,693	-76.64
SAUDI ARABIA	37,339	23,884	-36.03	39,286	77,018	96.04
ISRAEL	32,000	120,680	277.13	37,204	190,140	411.07
TURKEY	129,920	21,200	-83.68	227,849	33,496	-85.30
UNITED ARAB EMIRATES	635,917	673,991	5.99	781,854	912,734	16.74
EGYPT	221,580	64,260	-71.00	337,702	99,774	-70.46
SOMALIA	0	18,575	-	0	11,713	-
KENYA	0	22,000	-	0	32,560	-
DJIBOUTI	41,325	12,000	-70.96	24,382	20,760	-14.86
SOUTH AFRICA	108,000	36,000	-66.67	227,010	88,150	-61.17
AUSTRALIA	81,511	87,251	7.04	96,050	150,600	56.79
NEW ZEALAND	73,875	70,428	-4.67	73,626	79,773	8.35
FIJI	10,000	11,000	10.00	13,200	14,520	10.00
SAMOA	0	1,418	-	0	3,000	-
UNITED STATES	1,122,297	1,111,761	-0.94	1,467,738	1,579,833	7.64
CANADA	107,600	102,168	-5.05	144,836	130,625	-9.81
CHILE	118,660	33,000	-72.19	191,722	47,190	-75.39
UNITED KINGDOM	1,956,614	1,604,839	-17.98	2,729,514	2,446,939	-10.35
NETHERLANDS	735,479	778,209	5.81	1,006,167	1,129,075	12.22
GERMANY, FED. REP. OF	1,058,137	1,279,439	20.91	1,196,042	1,608,131	34.45
SWITZERLAND	48	0	-100.00	120	0	-100.00
DENMARK	9,400	0	-100.00	16,168	0	-100.00
SWEDEN	10,400	0	-100.00	10,483	0	-100.00
POLAND	502,406	542,840	8.05	674,114	844,332	25.25
KAZAKHSTAN	48,000	24,000	-50.00	60,116	36,182	-39.81
KYRGYZSTAN	0	47,880	-	0	75,352	-
UKRAINE	122,825	154,297	25.62	148,883	227,336	52.69
LATVIA	28,047	9,040	-67.77	46,187	16,941	-63.32
CZECH REPUBLIC	1,921	0	-100.00	17,981	0	-100.00
RUSSIA FEDERATION	2,385,400	1,867,868	-21.70	3,144,102	2,716,116	-13.61
-LADA HITAM	9,630,555	3,272,642	-66.02	26,144,146	7,409,040	-71.66
JAPAN	117,924	57,974	-50.84	426,941	219,170	-48.67
HONG KONG	16,000	16,221	1.38	55,125	41,089	-25.46
KOREA, REPUBLIC OF	30,000	45,000	50.00	105,675	105,750	0.07
TAIWAN	15,500	70,000	351.61	15,000	139,825	832.17
CHINA	15,000	0	-100.00	54,130	0	-100.00
SINGAPORE	562,650	207,955	-63.04	1,561,955	370,705	-76.27
PHILIPPINES	0	62,000	-	0	10,800	-
MALAYSIA	15,000	8,518	-43.21	43,750	19,200	-56.11
NEPAL	59,400	0	-100.00	204,901	0	-100.00
VIET NAM	245,000	105,000	-57.14	576,310	243,823	-57.69
INDIA	1,473,000	756,000	-48.68	4,768,474	1,700,013	-64.35
PAKISTAN	45,000	0	-100.00	143,400	0	-100.00
BENIN	19,050	0	-100.00	55,245	0	-100.00
SOUTH AFRICA	18,960	0	-100.00	6,636	0	-100.00
AUSTRALIA	135,016	0	-100.00	510,172	0	-100.00
UNITED STATES	6,275,251	1,582,000	-74.79	15,962,573	3,606,667	-77.41
CANADA	50,000	0	-100.00	168,228	0	-100.00
DOMINICAN REPUBLIC	4,685	0	-100.00	15,750	0	-100.00
NETHERLANDS	262,000	13,500	-94.85	828,257	47,250	-94.30
FRANCE	13,500	24,975	85.00	41,750	62,783	50.38
GERMANY, FED. REP. OF	30,000	125,000	316.67	60,125	398,026	562.00
ITALY	46,000	16,000	-65.22	161,923	37,789	-76.66
PORTUGAL	2,518	0	-100.00	5,263	0	-100.00
BULGARIA	34,949	7,499	-78.54	82,163	8,650	-89.47
RUSSIA FEDERATION	144,152	175,000	21.40	290,400	397,500	36.88
-LADA PUTIH	4,599,664	2,003,916	-56.43	21,774,968	7,793,167	-64.21
JAPAN	480,000	150,000	-68.75	2,329,117	654,800	-71.89
KOREA, REPUBLIC OF	16,765	0	-100.00	66,175	0	-100.00
TAIWAN	32,000	32,000	0.00	110,970	73,280	-33.96
CHINA	17,000	0	-100.00	80,750	0	-100.00
SINGAPORE	969,500	434,020	-55.23	4,489,750	1,507,903	-66.41
MALAYSIA	102,000	53,549	-47.50	462,664	234,220	-49.38
VIET NAM	282,000	106,000	-62.41	1,338,324	431,575	-67.75
INDIA	218,000	34,500	-84.17	1,009,395	125,465	-87.57
PAKISTAN	1,591	0	-100.00	7,828	0	-100.00
AUSTRALIA	34,000	34,000	0.00	160,200	141,500	-11.67
UNITED STATES	841,000	459,400	-45.37	4,114,187	1,879,492	-54.32
CANADA	33,000	17,068	-48.28	155,605	68,500	-55.98

TABEL 5. PERKEMBANGAN EKSPOR INDONESIA MENURUT KOMODITI DAN NEGARA TUJUAN

JENIS BARANG	BERAT BERSIH (KG)		PERUB	NILAI FOB (US \$)		PERUB
	JAN-FEB 2008	JAN-FEB 2009	%	JAN-FEB 2008	JAN-FEB 2009	%
(1)	(2)	(3)	(4)	(5)	(6)	(7)
DOMINICAN REPUBLIC	4,238	0	-100.00	14,250	0	-100.00
UNITED KINGDOM	16,000	16,000	0.00	81,200	62,440	-23.10
NETHERLANDS	916,000	371,379	-59.46	4,350,443	1,507,427	-65.35
FRANCE	16,000	30,000	87.50	68,960	106,875	54.98
GERMANY, FED. REP. OF	451,000	220,000	-51.22	2,141,605	809,920	-62.18
BELGIUM	68,000	16,000	-76.47	327,540	56,300	-82.81
ITALY	32,000	30,000	-6.25	150,037	133,470	-11.04
SPAIN	34,000	0	-100.00	169,055	0	-100.00
PORTUGAL	20,570	0	-100.00	83,288	0	-100.00
BULGARIA	15,000	0	-100.00	63,625	0	-100.00
-KAYU MANIS DAN BUNGANYA	5,347,673	3,964,301	-25.87	4,026,206	3,292,933	-18.21
KOREA, REPUBLIC OF	31,320	53,107	69.56	20,767	36,792	77.17
TAIWAN	260	0	-100.00	100	0	-100.00
CHINA	0	10,150	-	0	6,085	-
THAILAND	406,201	206,799	-49.09	352,540	178,538	-49.36
SINGAPORE	111,921	41,997	-62.48	85,553	34,271	-59.94
MALAYSIA	204,650	170,889	-16.50	119,958	199,663	66.44
MALDIVES	76	331	335.53	203	760	274.38
INDIA	173,320	25,000	-85.58	136,461	17,869	-86.91
IRAN (ISLAMIC REPUBLIC OF)	0	10,000	-	0	6,000	-
ISRAEL	69,000	9,000	-86.96	44,896	11,655	-74.04
JORDAN	0	2,799	-	0	3,482	-
LEBANON	0	5,000	-	0	5,000	-
SYRIA ARAB REPUBLIC	81,100	45,433	-43.98	49,558	34,864	-29.65
TURKEY	102,000	58,999	-42.16	39,372	50,470	28.19
UNITED ARAB EMIRATES	47,842	207,100	332.88	31,224	101,312	224.47
EGYPT	34,100	0	-100.00	27,260	0	-100.00
LIBYAN ARAB JAMAHIRIYA	0	19,999	-	0	20,587	-
MOROCCO	150,000	0	-100.00	90,000	0	-100.00
TUNISIA	20,000	0	-100.00	18,500	0	-100.00
ALGERIA	16,520	70,550	327.06	10,150	45,979	353.00
SOUTH AFRICA	36,529	0	-100.00	41,900	0	-100.00
MAURITIUS	0	8,000	-	0	4,800	-
AUSTRALIA	11,904	1,000	-91.60	16,055	1,275	-92.06
UNITED STATES	2,443,514	2,119,565	-13.26	1,825,859	1,813,345	-0.69
CANADA	22,000	40,822	85.55	19,710	37,140	88.43
MEXICO	0	17,000	-	0	7,790	-
VENEZUELA	31,161	17,000	-45.44	24,450	18,615	-23.87
ARGENTINA	0	4,162	-	0	2,980	-
BRAZIL	151,998	91,629	-39.72	117,007	80,184	-31.47
DOMINICAN REPUBLIC	136,408	291,500	113.70	96,468	198,866	106.15
DOMINICA	36,000	0	-100.00	9,000	0	-100.00
UNITED KINGDOM	23,000	0	-100.00	18,490	0	-100.00
NETHERLANDS	237,045	90,199	-61.95	192,685	70,275	-63.53
FRANCE	211,223	93,175	-55.89	186,375	87,991	-52.79
GERMANY, FED. REP. OF	218,210	47,999	-78.00	187,686	39,855	-78.77
BELGIUM	97,000	0	-100.00	83,665	0	-100.00
NORWAY	0	9,000	-	0	7,425	-
SWEDEN	0	6,098	-	0	8,238	-
ITALY	40,670	3	-99.99	36,004	260	-99.28
SPAIN	47,000	22,000	-53.19	27,390	16,840	-38.52
PORTUGAL	8,000	27,000	237.50	9,910	42,410	327.95
GREECE	53,998	82,996	53.70	46,514	67,242	44.56
POLAND	91,681	48,000	-47.64	58,408	28,025	-52.02
RUSSIA FEDERATION	2,022	10,000	394.56	2,088	6,050	189.75
-BIJI PALA & BUNGANYA DAN K	2,656,085	3,167,381	19.25	9,574,050	8,456,648	-11.67
JAPAN	89,805	86,388	-3.80	640,068	573,358	-10.42
HONG KONG	7	6,670	95,185.71	34	39,218	115,247.06
KOREA, REPUBLIC OF	39,250	39,876	1.59	61,284	67,694	10.46
TAIWAN	0	20,411	-	0	21,267	-
CHINA	4,585	0	-100.00	2,720	0	-100.00
THAILAND	32,830	28,001	-14.71	164,699	140,026	-14.98
SINGAPORE	259,850	89,447	-65.58	1,408,203	471,848	-66.49
PHILIPPINES	0	12,000	-	0	44,600	-
MALAYSIA	137,146	95,390	-30.45	473,290	126,094	-73.36
VIET NAM	713,246	1,787,929	150.67	1,201,410	2,642,467	119.95
MALDIVES	121	0	-100.00	163	0	-100.00
INDIA	151,367	85,480	-43.53	669,241	344,665	-48.50
PAKISTAN	62,151	40,240	-35.25	391,963	232,636	-40.65
BANGLADESH	25,423	32,869	29.29	138,989	229,893	65.40
AFGHANISTAN	8,000	0	-100.00	64,000	0	-100.00
SAUDI ARABIA	0	3,680	-	0	1,840	-
KUWAIT	0	1,555	-	0	5,450	-
JORDAN	0	5,916	-	0	7,357	-
UNITED ARAB EMIRATES	35,276	10,413	-70.48	118,254	6,768	-94.28
MOROCCO	29,049	7,525	-74.10	98,524	36,246	-63.21

TABEL 5. PERKEMBANGAN EKSPOR INDONESIA MENURUT KOMODITI DAN NEGARA TUJUAN

JENIS BARANG	BERAT BERSIH (KG)		PERUB	NILAI FOB (US \$)		PERUB
	JAN-FEB 2008	JAN-FEB 2009	%	JAN-FEB 2008	JAN-FEB 2009	%
(1)	(2)	(3)	(4)	(5)	(6)	(7)
GHANA	0	14,999	-	0	81,750	-
NIGERIA	0	17,500	-	0	87,500	-
BENIN	16,395	18,000	9.79	4,338	14,400	231.95
AUSTRALIA	13,517	15,421	14.09	56,140	59,738	6.41
UNITED STATES	152,565	172,623	13.15	513,631	614,308	19.60
CANADA	0	20,319	-	0	80,476	-
MEXICO	0	6,499	-	0	6,524	-
ARGENTINA	121,600	32,199	-73.52	114,658	48,390	-57.80
BRAZIL	0	17,000	-	0	10,795	-
DOMINICAN REPUBLIC	3,667	0	-100.00	12,330	0	-100.00
NETHERLANDS	374,015	262,133	-29.91	1,451,411	1,200,468	-17.29
FRANCE	22,999	3,400	-85.22	177,680	32,379	-81.78
GERMANY, FED. REP. OF	94,800	111,998	18.14	493,405	558,075	13.11
BELGIUM	145,418	35,000	-75.93	836,321	165,050	-80.26
ITALY	65,503	45,000	-31.30	272,219	318,450	16.98
SPAIN	30,000	14,000	-53.33	132,930	85,940	-35.35
UKRAINE	13,500	0	-100.00	41,145	0	-100.00
RUSSIA FEDERATION	14,000	27,500	96.43	35,000	100,978	188.51
-PANILI	25,347	20,010	-21.06	341,408	170,777	-49.98
JAPAN	1	0	-100.00	470	0	-100.00
HONG KONG	50	25	-50.00	1,292	622	-51.86
CHINA	500	0	-100.00	10,626	0	-100.00
SINGAPORE	0	468	-	0	1,355	-
MALAYSIA	30	27	-10.00	699	1,191	70.39
AUSTRALIA	202	403	99.50	4,408	8,155	85.00
UNITED STATES	9,538	9,086	-4.74	31,792	135,452	326.06
DOMINICA	120	0	-100.00	3,600	0	-100.00
UNITED KINGDOM	359	0	-100.00	6,955	0	-100.00
NETHERLANDS	10,000	10,000	0.00	205,000	24,000	-88.29
GERMANY, FED. REP. OF	4,547	1	-99.98	76,566	2	-100.00
-LAINNYA	2,733,402	2,117,657	-22.53	3,177,322	3,542,575	11.50
JAPAN	52,193	73,899	41.59	38,860	96,295	147.80
HONG KONG	5,914	12,150	105.44	47,792	68,528	43.39
KOREA, REPUBLIC OF	101	600	494.06	365	1,956	435.89
TAIWAN	15,023	47,360	215.25	19,956	104,070	421.50
CHINA	89,809	0	-100.00	16,040	0	-100.00
THAILAND	7,700	12,238	58.94	43,407	59,621	37.35
SINGAPORE	217,915	204,101	-6.34	391,200	89,965	-77.00
PHILIPPINES	5,700	0	-100.00	9,890	0	-100.00
MALAYSIA	540,355	303,096	-43.91	412,715	456,682	10.65
BRUNEI DARUSSALAM	8,137	0	-100.00	12,214	0	-100.00
NEPAL	12,042	0	-100.00	12,100	0	-100.00
VIET NAM	439,417	321,149	-26.91	295,527	224,888	-23.90
MALDIVES	21	0	-100.00	86	0	-100.00
INDIA	578,334	487,295	-15.74	912,086	657,314	-27.93
PAKISTAN	131,320	12,600	-90.41	44,821	28,703	-35.96
BANGLADESH	0	10,000	-	0	20,000	-
SAUDI ARABIA	153,911	192,436	25.03	273,959	409,249	49.38
ISRAEL	10,000	0	-100.00	2,300	0	-100.00
KUWAIT	0	6,492	-	0	22,753	-
JORDAN	0	13,633	-	0	5,906	-
YEMEN	12,000	0	-100.00	34,325	0	-100.00
SYRIA ARAB REPUBLIC	89,050	84,564	-5.04	20,270	32,148	58.60
UNITED ARAB EMIRATES	119,440	58,364	-51.14	98,621	57,474	-41.72
EGYPT	69,700	23,832	-65.81	101,929	20,466	-79.92
SOUTH AFRICA	28,520	0	-100.00	8,458	0	-100.00
AUSTRALIA	8,576	3,538	-58.75	26,364	6,892	-73.86
UNITED STATES	48,458	65,419	35.00	183,928	326,245	77.38
CANADA	985	0	-100.00	4,297	0	-100.00
MEXICO	0	2,214	-	0	2,223	-
BRAZIL	10,057	15,996	59.05	51,026	88,732	73.90
UNITED KINGDOM	7,820	100	-98.72	3,477	90	-97.41
NETHERLANDS	36,128	69,159	91.43	80,270	80,727	0.57
FRANCE	0	97,422	-	0	681,648	-
GERMANY, FED. REP. OF	8,500	0	-100.00	8,147	0	-100.00
BELGIUM	24,750	0	-100.00	19,625	0	-100.00
ITALY	85	0	-100.00	254	0	-100.00
PORTUGAL	1,441	0	-100.00	3,013	0	-100.00
TEBAKAU	4,095,634	4,982,100	21.64	12,066,120	13,391,480	10.98
JAPAN	0	20,000	-	0	40,000	-
TAIWAN	0	75,000	-	0	1,875	-
CHINA	5,760	22,000	281.94	6,182	454,740	7,255.87
SINGAPORE	0	97	-	0	496	-
PHILIPPINES	932,416	272,666	-70.76	2,238,187	479,182	-78.59
MALAYSIA	510,840	378,577	-25.89	1,776,170	919,810	-48.21

TABEL 5. PERKEMBANGAN EKSPOR INDONESIA MENURUT KOMODITI DAN NEGARA TUJUAN

JENIS BARANG	BERAT BERSIH (KG)		PERUB	NILAI FOB (US \$)		PERUB
	JAN-FEB 2008	JAN-FEB 2009	%	JAN-FEB 2008	JAN-FEB 2009	%
(1)	(2)	(3)	(4)	(5)	(6)	(7)
CAMBODIA	0	57,600	-	0	8,064	-
VIET NAM	313,976	0	-100.00	244,530	0	-100.00
SRI LANKA	42,488	36,796	-13.40	601,173	707,681	17.72
YEMEN	9	0	-100.00	60	0	-100.00
UNITED ARAB EMIRATES	39,600	0	-100.00	95,040	0	-100.00
EGYPT	0	866,226	-	0	2,211,647	-
TUNISIA	0	50,000	-	0	152,500	-
ALGERIA	0	90,000	-	0	72,000	-
SOUTH AFRICA	0	436,971	-	0	1,606,262	-
AUSTRALIA	0	142,090	-	0	266,100	-
UNITED STATES	338,603	857,510	153.25	348,477	1,275,711	266.08
HONDURAS	59,580	0	-100.00	228,675	0	-100.00
NICARAGUA	108,761	18,000	-83.45	344,231	170,820	-50.38
PARAGUAY	0	40,000	-	0	38,000	-
DOMINICAN REPUBLIC	0	18,171	-	0	36,342	-
NETHERLANDS	197	187,137	94,893.40	197	704,641	357,585.79
FRANCE	0	209,040	-	0	44,940	-
GERMANY, FED. REP. OF	68,894	153,650	123.02	1,876,932	1,453,822	-22.54
BELGIUM	578,335	599,951	3.74	3,425,009	2,016,967	-41.11
ITALY	293	0	-100.00	407	0	-100.00
SPAIN	116,856	33,999	-70.91	190,455	321,951	69.04
GREECE	0	15,000	-	0	600	-
POLAND	0	40,000	-	0	58,000	-
UKRAINE	100,440	118,779	18.26	128,562	191,501	48.96
RUSSIA FEDERATION	878,586	242,840	-72.36	561,833	157,828	-71.91
BIJI COKLAT	48,621,450	59,480,848	22.33	93,257,801	134,456,612	44.18
KOREA, REPUBLIC OF	3	0	-100.00	17	0	-100.00
TAIWAN	1,258	0	-100.00	2,387	0	-100.00
CHINA	3,834,538	600,999	-84.33	7,349,822	1,274,480	-82.66
THAILAND	748,997	1,032,000	37.78	1,157,776	2,427,540	109.67
SINGAPORE	5,850,049	9,055,771	54.80	11,309,426	21,258,983	87.98
MALAYSIA	32,399,001	25,317,751	-21.86	62,193,114	58,353,658	-6.17
INDIA	150,000	500,000	233.33	244,975	990,960	304.51
UNITED ARAB EMIRATES	1	0	-100.00	1	0	-100.00
UNITED STATES	2,345,000	22,546,329	861.46	5,099,115	49,007,822	861.10
CANADA	500,000	0	-100.00	837,528	0	-100.00
BRAZIL	2,717,590	0	-100.00	4,887,160	0	-100.00
COSTA RICA	0	16,000	-	0	14,310	-
NETHERLANDS	37,504	196,998	425.27	84,133	430,651	411.87
FRANCE	5	0	-100.00	11	0	-100.00
GERMANY, FED. REP. OF	37,500	215,000	473.33	92,325	698,208	656.25
DENMARK	4	0	-100.00	11	0	-100.00
-IKAN TONGKOL/TUNA	9,709,989	9,871,418	1.66	22,321,231	21,597,373	-3.24
JAPAN	2,198,879	2,860,903	30.11	9,047,209	10,455,750	15.57
HONG KONG	270,590	121,347	-55.15	397,186	289,523	-27.11
KOREA, REPUBLIC OF	661,985	49,661	-92.50	1,100,542	65,576	-94.04
TAIWAN	259,321	526,543	103.05	603,360	467,778	-22.47
CHINA	185,653	351,420	89.29	91,927	203,920	121.83
THAILAND	2,421,799	3,423,254	41.35	2,771,571	2,662,231	-3.95
SINGAPORE	204,443	217,080	6.18	399,693	444,985	11.33
PHILIPPINES	273,794	9,899	-96.38	174,959	8,118	-95.36
MALAYSIA	248,023	16,724	-93.26	566,627	36,860	-93.49
VIET NAM	1,644,609	596,372	-63.74	1,950,325	1,327,825	-31.92
SRI LANKA	70,304	12,723	-81.90	104,684	10,179	-90.28
IRAN (ISLAMIC REPUBLIC OF)	0	103,006	-	0	128,757	-
ISRAEL	28,350	48,700	71.78	28,350	65,650	131.57
KUWAIT	152	1,299	754.61	1,140	5,860	414.04
JORDAN	200	300	50.00	2,340	3,510	50.00
LEBANON	330	0	-100.00	2,706	0	-100.00
UNITED ARAB EMIRATES	3,035	3,713	22.34	19,875	31,128	56.62
EGYPT	98,949	158,000	59.68	77,586	116,878	50.64
LIBYAN ARAB JAMAHIRIYA	0	99,000	-	0	420,750	-
TUNISIA	0	154,125	-	0	143,775	-
SOUTH AFRICA	26,000	7	-99.97	36,400	10	-99.97
MAURITIUS	59,690	0	-100.00	124,378	0	-100.00
AUSTRALIA	38,164	34,463	-9.70	149,726	33,331	-77.74
NEW ZEALAND	5,000	18,500	270.00	64,000	17,650	-72.42
UNITED STATES	795,665	963,532	21.10	3,626,894	4,265,251	17.60
CANADA	28,529	3,769	-86.79	229,173	9,938	-95.66
MEXICO	64,550	0	-100.00	523,024	0	-100.00
UNITED KINGDOM	0	11	-	0	22	-
NETHERLANDS	39,860	23,519	-41.00	19,931	52,638	164.10
GERMANY, FED. REP. OF	17,280	0	-100.00	131,160	0	-100.00
BELGIUM	8,800	60,549	588.06	8,800	298,480	3,291.82
ITALY	32,578	0	-100.00	48,708	0	-100.00
RUSSIA FEDERATION	23,457	12,999	-44.58	18,957	31,000	63.53

TABEL 5. PERKEMBANGAN EKSPOR INDONESIA MENURUT KOMODITI DAN NEGARA TUJUAN

JENIS BARANG	BERAT BERSIH (KG)		PERUB	NILAI FOB (US \$)		PERUB
	JAN-FEB 2008	JAN-FEB 2009	%	JAN-FEB 2008	JAN-FEB 2009	%
(1)	(2)	(3)	(4)	(5)	(6)	(7)
-UBUR-UBUR	2,230,661	689,629	-69.08	3,502,400	1,426,689	-59.27
JAPAN	365,429	227,900	-37.63	1,052,608	528,498	-49.79
HONG KONG	23,643	28,375	20.01	65,092	72,418	11.25
KOREA, REPUBLIC OF	254,488	138,031	-45.76	500,088	228,205	-54.37
TAIWAN	116,593	96,356	-17.36	217,337	146,167	-32.75
CHINA	41,529	29,420	-29.16	7,066	64,638	814.77
MACAU	2	0	-100.00	30	0	-100.00
THAILAND	44,353	0	-100.00	32,491	0	-100.00
SINGAPORE	31,323	4,225	-86.51	31,200	7,944	-74.54
MALAYSIA	141,533	4,622	-96.73	86,200	16,328	-81.06
VIET NAM	625,312	0	-100.00	400,643	0	-100.00
IRAN (ISLAMIC REPUBLIC OF)	0	2	-	0	31	-
ISRAEL	3,034	0	-100.00	5,770	0	-100.00
KUWAIT	687	0	-100.00	893	0	-100.00
JORDAN	239	0	-100.00	479	0	-100.00
LEBANON	133	0	-100.00	659	0	-100.00
UNITED ARAB EMIRATES	147	197	34.01	116	76	-34.48
CYPRUS	38	0	-100.00	378	0	-100.00
SOUTH AFRICA	47,752	45,021	-5.72	146,649	148,430	1.21
AUSTRALIA	3,869	0	-100.00	15,457	0	-100.00
NEW ZEALAND	74	15	-79.73	175	23	-86.86
UNITED STATES	215,070	46,852	-78.22	422,773	113,212	-73.22
CANADA	78,746	18,626	-76.35	160,140	29,168	-81.79
VENEZUELA	63	0	-100.00	70	0	-100.00
BRAZIL	2,009	0	-100.00	1,152	0	-100.00
PERU	272	0	-100.00	566	0	-100.00
UNITED KINGDOM	34,800	5,580	-83.97	52,259	2,693	-94.85
NETHERLANDS	27,462	3,912	-85.75	46,463	1,661	-96.43
FRANCE	60,528	9,649	-84.06	77,326	5,565	-92.80
GERMANY, FED. REP. OF	34,409	9,556	-72.23	38,836	8,736	-77.51
AUSTRIA	2,555	52	-97.96	4,460	198	-95.56
BELGIUM	32,764	18,646	-43.09	75,496	46,096	-38.94
SWITZERLAND	885	218	-75.37	1,086	632	-41.80
DENMARK	1,338	99	-92.60	605	239	-60.50
NORWAY	257	0	-100.00	401	0	-100.00
SWEDEN	2,166	48	-97.78	3,132	84	-97.32
FINLAND	0	31	-	0	84	-
ITALY	21,959	1,138	-94.82	35,705	4,776	-86.62
SPAIN	1,145	0	-100.00	1,607	0	-100.00
PORTUGAL	486	0	-100.00	339	0	-100.00
GREECE	1,142	35	-96.94	2,229	38	-98.30
HUNGARY	1,770	0	-100.00	3,103	0	-100.00
POLAND	1,207	274	-77.30	781	290	-62.87
ROMANIA	410	0	-100.00	856	0	-100.00
UKRAINE	259	0	-100.00	459	0	-100.00
LITHUANIA	1,232	0	-100.00	1,108	0	-100.00
ESTONIA	535	0	-100.00	669	0	-100.00
CROATIA	108	0	-100.00	1,335	0	-100.00
MALTA	11	0	-100.00	99	0	-100.00
CZECH REPUBLIC	669	501	-25.11	510	270	-47.06
RUSSIA FEDERATION	6,226	248	-96.02	5,504	189	-96.57
-KEPITING, KERANG-KERANGAI	8,621,668	6,559,575	-23.92	23,967,423	20,072,225	-16.25
JAPAN	159,082	124,982	-21.44	620,505	563,499	-9.19
HONG KONG	562,997	204,100	-63.75	1,889,920	619,054	-67.24
KOREA, REPUBLIC OF	449,784	325,233	-27.69	1,065,729	1,008,240	-5.39
TAIWAN	305,398	885,463	189.94	306,614	1,524,669	397.26
CHINA	159,861	814,542	409.53	134,271	708,998	428.04
MACAU	326	2,673	719.94	326	2,977	813.19
THAILAND	183,155	71,008	-61.23	404,422	48,753	-87.95
SINGAPORE	462,798	468,006	1.13	1,082,525	1,297,572	19.87
PHILIPPINES	632	260	-58.86	29,633	11,415	-61.48
MALAYSIA	865,546	561,550	-35.12	1,656,309	833,423	-49.68
VIET NAM	2,393,580	460,043	-80.78	1,076,295	331,000	-69.25
INDIA	190,764	26,538	-86.09	403,465	24,500	-93.93
LEBANON	0	20,007	-	0	64,724	-
TURKEY	19,980	0	-100.00	29,970	0	-100.00
CYPRUS	14,751	46,372	214.37	23,425	143,214	511.37
EGYPT	18,542	25,000	34.83	26,701	51,935	94.51
GAMBIA	31,680	0	-100.00	30,096	0	-100.00
SOUTH AFRICA	7,105	9,083	27.84	19,600	12,070	-38.42
MAURITIUS	10,582	39,895	277.01	27,958	89,265	219.28
AUSTRALIA	26,580	54,047	103.34	216,117	277,354	28.34
NEW ZEALAND	45	0	-100.00	222	0	-100.00
UNITED STATES	1,141,084	1,046,864	-8.26	10,573,277	8,447,826	-20.10
CANADA	36,018	39,869	10.69	152,255	177,918	16.86
MEXICO	69,971	68,098	-2.68	213,883	120,839	-43.50

TABEL 5. PERKEMBANGAN EKSPOR INDONESIA MENURUT KOMODITI DAN NEGARA TUJUAN

JENIS BARANG	BERAT BERSIH (KG)		PERUB	NILAI FOB (US \$)		PERUB
	JAN-FEB 2008	JAN-FEB 2009	%	JAN-FEB 2008	JAN-FEB 2009	%
(1)	(2)	(3)	(4)	(5)	(6)	(7)
PANAMA	0	40,822	-	0	126,771	-
PUERTO RICO	20,003	176,218	780.96	58,915	649,794	1,002.93
MARTINIQUE	10,431	0	-100.00	24,248	0	-100.00
UNITED KINGDOM	1,831	10,594	478.59	1,805	133,434	7,292.47
NETHERLANDS	74,227	10,692	-85.60	473,695	89,087	-81.19
FRANCE	23,621	12,348	-47.72	35,472	27,214	-23.28
GERMANY, FED. REP. OF	8,772	10	-99.89	21,843	25	-99.89
AUSTRIA	175	0	-100.00	300	0	-100.00
BELGIUM	9,717	9,217	-5.15	21,225	28,058	32.19
SWITZERLAND	132	2,796	2,018.18	79	10,829	13,607.59
DENMARK	15	0	-100.00	15	0	-100.00
SWEDEN	43	0	-100.00	250	0	-100.00
ITALY	993,745	954,489	-3.95	2,409,787	2,516,951	4.45
SPAIN	142,720	0	-100.00	320,391	0	-100.00
PORTUGAL	143,480	25,603	-82.16	381,916	65,998	-82.72
GREECE	72,893	0	-100.00	210,189	0	-100.00
MALTA	9,602	23,153	141.13	23,775	64,819	172.64
-BEKICOT	488,350	376,967	-22.81	1,273,835	1,050,543	-17.53
HONG KONG	83,542	137,617	64.73	501,619	684,635	36.49
KOREA, REPUBLIC OF	8,699	13,200	51.74	23,523	35,580	51.26
TAIWAN	242,422	167,039	-31.10	309,825	189,419	-38.86
CHINA	1,530	0	-100.00	6,120	0	-100.00
MACAU	560	720	28.57	560	720	28.57
SINGAPORE	10,601	26,249	147.61	26,633	70,238	163.73
MALAYSIA	4,306	8,431	95.80	2,299	8,301	261.07
SOUTH AFRICA	31,562	0	-100.00	83,240	0	-100.00
UNITED STATES	438	0	-100.00	600	0	-100.00
CANADA	33,696	23,711	-29.63	64,762	61,650	-4.81
FRANCE	46,996	0	-100.00	167,954	0	-100.00
BELGIUM	23,998	0	-100.00	86,700	0	-100.00
-IKAN LAINNYA	27,878,311	36,648,072	31.46	42,560,752	45,740,699	7.47
JAPAN	1,743,546	1,662,926	-4.62	6,378,226	7,010,526	9.91
HONG KONG	2,268,642	2,452,161	8.09	6,433,469	8,144,359	26.59
KOREA, REPUBLIC OF	1,100,006	1,409,446	28.13	2,214,209	2,217,789	0.16
TAIWAN	2,494,493	1,086,769	-56.43	1,445,023	1,606,897	11.20
CHINA	966,452	6,852,144	609.00	1,629,072	2,638,738	61.98
MACAU	1,585	712	-55.08	2,312	1,218	-47.32
THAILAND	2,398,061	8,098,230	237.70	3,064,419	4,544,867	48.31
SINGAPORE	4,782,675	4,038,076	-15.57	5,933,187	5,758,161	-2.95
PHILIPPINES	1,330,333	563,350	-57.65	421,113	392,238	-6.86
MALAYSIA	4,796,390	5,146,621	7.30	4,317,285	4,935,355	14.32
CAMBODIA	0	406	-	0	2,712	-
BRUNEI DARUSSALAM	35	11,682	33,277.14	2,000	25,255	1,162.75
VIET NAM	2,527,525	2,620,306	3.67	2,385,850	1,763,854	-26.07
INDIA	28,107	0	-100.00	45,153	0	-100.00
PAKISTAN	0	104	-	0	443	-
SRI LANKA	0	44,201	-	0	40,787	-
IRAN (ISLAMIC REPUBLIC OF)	1,358	5,039	271.06	10,825	24,100	122.63
SAUDI ARABIA	100,618	32,966	-67.24	202,750	27,153	-86.61
ISRAEL	77,010	104,560	35.77	169,031	256,902	51.99
KUWAIT	627	876	39.71	1,220	3,855	215.98
JORDAN	1,212	1,430	17.99	4,351	925	-78.74
LEBANON	23,589	346	-98.53	20,927	200	-99.04
SYRIA ARAB REPUBLIC	2,886	4,648	61.05	4,132	5,559	34.54
TURKEY	0	194	-	0	1,750	-
UNITED ARAB EMIRATES	119,755	35,016	-70.76	249,344	66,209	-73.45
QATAR	1,500	51	-96.60	12,742	414	-96.75
BAHRAIN	65	0	-100.00	353	0	-100.00
CYPRUS	542	569	4.98	5,523	1,362	-75.34
EGYPT	35,770	153,999	330.53	28,599	129,550	352.99
MOROCCO	0	160	-	0	320	-
TUNISIA	0	77,000	-	0	85,543	-
ALGERIA	26,270	0	-100.00	56,481	0	-100.00
NAMIBIA	0	35,700	-	0	35,000	-
MOZAMBIQUE	121,415	151,735	24.97	143,608	190,488	32.64
TOGO	31,310	0	-100.00	36,764	0	-100.00
GHANA	695,000	84,000	-87.91	557,800	78,000	-86.02
ANGOLA	0	15,500	-	0	18,000	-
BENIN	15,500	0	-100.00	18,200	0	-100.00
SOUTH AFRICA	23,158	2,146	-90.73	36,780	3,469	-90.57
MAURITIUS	73,420	86,524	17.85	77,223	163,057	111.15
AUSTRALIA	249,584	256,695	2.85	828,749	490,983	-40.76
NEW ZEALAND	21,945	7,974	-63.66	12,775	25,673	100.96
SAMOA	148,803	37,030	-75.11	154,645	35,420	-77.10
UNITED STATES	675,945	596,494	-11.75	3,218,415	2,092,209	-34.99
CANADA	13,590	15,153	11.50	55,374	40,423	-27.00

TABEL 5. PERKEMBANGAN EKSPOR INDONESIA MENURUT KOMODITI DAN NEGARA TUJUAN

JENIS BARANG	BERAT BERSIH (KG)		PERUB	NILAI FOB (US \$)		PERUB
	JAN-FEB 2008	JAN-FEB 2009	%	JAN-FEB 2008	JAN-FEB 2009	%
(1)	(2)	(3)	(4)	(5)	(6)	(7)
MEXICO	152,681	143,794	-5.82	446,666	842,309	88.58
PANAMA	50,749	114,688	125.99	86,500	133,807	54.69
VENEZUELA	217	126	-41.94	1,228	207	-83.14
ARGENTINA	187	0	-100.00	2,880	0	-100.00
BRAZIL	969	0	-100.00	711	0	-100.00
URUGUAY	0	52,894	-	0	66,118	-
PARAGUAY	300	0	-100.00	2,233	0	-100.00
PERU	30	0	-100.00	63	0	-100.00
PUERTO RICO	75,710	63,770	-15.77	416,581	274,724	-34.05
DOMINICAN REPUBLIC	0	20,389	-	0	90,162	-
FRENCH POLYNESIA	0	28,000	-	0	19,040	-
MARTINIQUE	8,838	0	-100.00	20,546	0	-100.00
UNITED KINGDOM	96,295	84,454	-12.30	194,195	185,854	-4.30
NETHERLANDS	148,044	115,677	-21.86	202,370	254,604	25.81
FRANCE	70,233	53,269	-24.15	139,323	128,880	-7.50
GERMANY, FED. REP. OF	16,816	31,048	84.63	89,723	177,576	97.92
AUSTRIA	564	14,056	2,392.20	3,342	31,817	852.03
BELGIUM	99,138	80,227	-19.08	176,944	188,975	6.80
SWITZERLAND	1,680	5,328	217.14	9,086	37,737	315.33
DENMARK	26,142	1,761	-93.26	32,048	6,763	-78.90
NORWAY	922	1,242	34.71	1,456	1,656	13.74
SWEDEN	2,977	2,336	-21.53	28,548	26,967	-5.54
FINLAND	0	42	-	0	116	-
IRELAND	105	307	192.38	322	886	175.16
ITALY	17,392	87,098	400.79	70,096	237,657	239.05
SPAIN	26,877	7,121	-73.51	107,274	22,708	-78.83
PORTUGAL	1,930	532	-72.44	5,976	318	-94.68
GREECE	1,923	1,691	-12.06	8,754	8,557	-2.25
DEMOCRATIC REPUBLIC OF THE	142,146	0	-100.00	150,709	0	-100.00
HUNGARY	2,244	594	-73.53	4,414	1,817	-58.84
POLAND	5,980	7,393	23.63	30,947	44,964	45.29
ROMANIA	0	1,891	-	0	1,608	-
YUGOSLAVIA	0	301	-	0	166	-
UKRAINE	984	0	-100.00	1,308	0	-100.00
LITHUANIA	131	234	78.63	436	300	-31.19
ESTONIA	18,426	0	-100.00	104,079	0	-100.00
CROATIA	79	0	-100.00	1,451	0	-100.00
MALTA	172	0	-100.00	1,456	0	-100.00
SLOVAKIA	0	270	-	0	1,120	-
SLOVENIA	250	0	-100.00	3,345	0	-100.00
CZECH REPUBLIC	3,238	4,553	40.61	22,563	32,881	45.73
RUSSIA FEDERATION	5,220	30,047	475.61	15,250	60,642	297.65
-BIJI BUNGA	13,364	178	-98.67	623,596	517,434	-17.02
SINGAPORE	105	26	-75.24	180,295	69,404	-61.51
INDIA	13,000	0	-100.00	10,400	0	-100.00
UNITED KINGDOM	24	17	-29.17	59,436	71,474	20.25
NETHERLANDS	145	129	-11.03	330,943	345,712	4.46
FRANCE	82	0	-100.00	4,675	0	-100.00
DENMARK	8	6	-25.00	37,847	30,844	-18.50
-BIJI KAPAS	410,400	0	-100.00	110,913	0	-100.00
JAPAN	210,000	0	-100.00	52,515	0	-100.00
TAIWAN	200,400	0	-100.00	58,398	0	-100.00
-BIJI LAINNYA	10,154,777	30,645,420	201.78	3,230,233	2,303,222	-28.70
JAPAN	169,644	93	-99.95	241,476	1,910	-99.21
HONG KONG	331,569	71,183	-78.53	398,129	204,353	-48.67
KOREA, REPUBLIC OF	49,415	14,613	-70.43	85,401	34,274	-59.87
TAIWAN	50,243	60	-99.88	20,582	6	-99.97
CHINA	371,446	220,000	-40.77	328,460	147,706	-55.03
THAILAND	800,175	2,203,098	175.33	651,853	274,896	-57.83
SINGAPORE	121,760	81,223	-33.29	120,257	78,587	-34.65
PHILIPPINES	131,791	19,139	-85.48	146,704	12,047	-91.79
MALAYSIA	619,479	205,017	-66.90	447,961	214,873	-52.03
BRUNEI DARUSSALAM	4,527	4,479	-1.06	7,489	11,919	59.15
VIET NAM	173,545	250	-99.86	188,229	4,388	-97.67
INDIA	216,335	0	-100.00	187,355	0	-100.00
PAKISTAN	20,597	0	-100.00	26,772	0	-100.00
SAUDI ARABIA	0	1,530	-	0	1,877	-
AUSTRALIA	7,200	15,505	115.35	17,480	29,632	69.52
EAST TIMOR	0	35,253	-	0	29,655	-
UNITED STATES	52,027	18,450	-64.54	82,463	2,768	-96.64
NETHERLANDS	7,702	1,048	-86.39	20,119	5,375	-73.28
GERMANY, FED. REP. OF	0	1	-	0	4	-
ITALY	7,027,322	27,754,478	294.95	259,503	1,248,952	381.29
BULU BEBEK	11,000	11,000	0.00	9,666	8,559	-11.45

TABEL 5. PERKEMBANGAN EKSPOR INDONESIA MENURUT KOMODITI DAN NEGARA TUJUAN

JENIS BARANG	BERAT BERSIH (KG)		PERUB	NILAI FOB (US \$)		PERUB
	JAN-FEB 2008	JAN-FEB 2009	%	JAN-FEB 2008	JAN-FEB 2009	%
(1)	(2)	(3)	(4)	(5)	(6)	(7)
TAIWAN	11,000	11,000	0.00	9,666	8,559	-11.45
DAMAR DAN GETAH DAMAR	5,876,797	3,068,258	-47.79	4,245,348	2,750,021	-35.22
JAPAN	188,400	55,200	-70.70	135,540	47,760	-64.76
KOREA, REPUBLIC OF	422,400	153,600	-63.64	295,680	128,640	-56.49
TAIWAN	614,399	19,200	-96.87	436,896	17,280	-96.04
CHINA	19,200	57,600	200.00	13,440	48,000	257.14
THAILAND	19,200	0	-100.00	13,440	0	-100.00
SINGAPORE	22,000	9,857	-55.20	16,610	23,368	40.69
PHILIPPINES	38,400	19,200	-50.00	26,976	17,280	-35.94
INDIA	1,555,198	1,608,819	3.45	1,095,380	1,334,958	21.87
PAKISTAN	422,400	307,200	-27.27	301,017	245,760	-18.36
BANGLADESH	57,600	172,800	200.00	41,856	145,920	248.62
JORDAN	0	64,000	-	0	60,130	-
SYRIA ARAB REPUBLIC	32,000	0	-100.00	31,800	0	-100.00
TURKEY	0	19,200	-	0	17,280	-
UNITED ARAB EMIRATES	0	20,782	-	0	19,120	-
NIGERIA	19,200	115,200	500.00	13,440	92,160	585.71
AUSTRALIA	16,000	0	-100.00	23,179	0	-100.00
UNITED STATES	24,000	0	-100.00	28,200	0	-100.00
MEXICO	0	20,000	-	0	20,000	-
COLOMBIA	57,600	0	-100.00	40,320	0	-100.00
NETHERLANDS	499,200	132,000	-73.56	359,040	225,408	-37.22
FRANCE	249,600	0	-100.00	174,720	0	-100.00
GERMANY, FED. REP. OF	525,600	293,600	-44.14	414,070	306,957	-25.87
BELGIUM	192,000	0	-100.00	134,400	0	-100.00
FINLAND	96,000	0	-100.00	67,200	0	-100.00
ITALY	19,200	0	-100.00	14,400	0	-100.00
SPAIN	57,600	0	-100.00	40,320	0	-100.00
PORTUGAL	595,200	0	-100.00	430,368	0	-100.00
POLAND	115,200	0	-100.00	83,520	0	-100.00
LATVIA	19,200	0	-100.00	13,536	0	-100.00
KOPAL DAN LAIN-LAIN	4,505,608	4,047,456	-10.17	3,713,818	3,207,036	-13.65
JAPAN	38,939	180,965	364.74	62,274	332,536	433.99
HONG KONG	100	11,717	11,617.00	100	34,741	34,641.00
KOREA, REPUBLIC OF	15,128	20,000	32.21	25,380	45,306	78.51
TAIWAN	20,000	30,000	50.00	34,230	64,260	87.73
CHINA	103,250	57,050	-44.75	123,053	377,059	206.42
THAILAND	6,400	24,598	284.34	22,497	49,210	118.74
SINGAPORE	417,711	173,676	-58.42	585,642	337,646	-42.35
PHILIPPINES	0	15,079	-	0	27,280	-
MALAYSIA	96,887	70,134	-27.61	173,221	98,724	-43.01
VIET NAM	50,000	41,999	-16.00	112,409	79,382	-29.38
INDIA	1,905,351	2,365,576	24.15	1,045,859	946,939	-9.46
PAKISTAN	157,925	253,799	60.71	95,916	138,536	44.43
BANGLADESH	440,600	243,325	-44.77	127,066	91,601	-27.91
SRI LANKA	111,940	130,558	16.63	43,690	34,532	-20.96
SAUDI ARABIA	81,470	75,475	-7.36	23,104	58,901	154.94
YEMEN	39,990	19,979	-50.04	28,200	14,484	-48.64
SYRIA ARAB REPUBLIC	0	17,279	-	0	13,424	-
UNITED ARAB EMIRATES	314,126	107,720	-65.71	205,232	57,905	-71.79
BAHRAIN	0	100	-	0	5,000	-
EGYPT	131,000	48,000	-63.36	266,169	97,200	-63.48
LIBYAN ARAB JAMAHIRIYA	14,000	0	-100.00	14,650	0	-100.00
TUNISIA	18,990	0	-100.00	9,495	0	-100.00
SUDAN	0	22,000	-	0	15,950	-
SOMALIA	18,990	0	-100.00	9,495	0	-100.00
NIGER	21,000	20,800	-0.95	14,910	14,560	-2.35
NEW ZEALAND	63	0	-100.00	337	0	-100.00
UNITED STATES	30,050	15,025	-50.00	54,421	11,835	-78.25
UNITED KINGDOM	4	0	-100.00	147	0	-100.00
NETHERLANDS	0	15,000	-	0	18,750	-
FRANCE	32,016	7,887	-75.37	114,440	14,304	-87.50
GERMANY, FED. REP. OF	380,400	41,590	-89.07	273,974	39,516	-85.58
BELGIUM	19,200	0	-100.00	58,077	0	-100.00
ITALY	40,024	38,026	-4.99	189,361	187,314	-1.08
SPAIN	54	99	83.33	469	141	-69.94
SAYUR-SAYURAN	13,688,811	8,702,372	-36.43	5,521,969	4,557,714	-17.46
JAPAN	530,013	472,225	-10.90	506,450	666,352	31.57
HONG KONG	21,896	7,305	-66.64	20,891	14,600	-30.11
KOREA, REPUBLIC OF	12,152	2,898	-76.15	72,349	8,728	-87.94
TAIWAN	10,079	479	-95.25	2,890	1,273	-55.95
THAILAND	162,746	199,715	22.72	107,531	155,750	44.84
SINGAPORE	3,204,137	2,531,721	-20.99	1,280,328	1,348,348	5.31
PHILIPPINES	5,550,495	621,548	-88.80	1,397,618	1,116,496	-91.66
MALAYSIA	2,759,543	4,394,465	59.25	1,016,429	1,651,161	62.45

TABEL 5. PERKEMBANGAN EKSPOR INDONESIA MENURUT KOMODITI DAN NEGARA TUJUAN

JENIS BARANG	BERAT BERSIH (KG)		PERUB	NILAI FOB (US \$)		PERUB
	JAN-FEB 2008	JAN-FEB 2009	%	JAN-FEB 2008	JAN-FEB 2009	%
(1)	(2)	(3)	(4)	(5)	(6)	(7)
BRUNEI DARUSSALAM	3,059	12,785	317.95	7,667	39,847	419.72
VIET NAM	1,037,198	0	-100.00	610,594	0	-100.00
INDIA	46,210	185	-99.60	49,760	20,210	-59.39
PAKISTAN	20,000	0	-100.00	6,290	0	-100.00
SAUDI ARABIA	22,764	10,367	-54.46	12,372	4,735	-61.73
KUWAIT	13,880	0	-100.00	20,943	0	-100.00
OMAN	250	0	-100.00	150	0	-100.00
UNITED ARAB EMIRATES	17,980	0	-100.00	23,196	0	-100.00
QATAR	1,210	559	-53.80	2,299	1,036	-54.94
BAHRAIN	0	13,131	-	0	22,018	-
AUSTRALIA	1,318	2,043	55.01	2,222	4,891	120.12
EAST TIMOR	626	2,151	243.61	668	2,020	202.40
UNITED STATES	254,602	194,957	-23.43	368,535	270,212	-26.68
NETHERLANDS	1,254	838	-33.17	627	422	-32.70
SWEDEN	17,399	0	-100.00	12,160	0	-100.00
RUSSIA FEDERATION	0	235,000	-	0	229,615	-
BUAH-BUAHAN	36,368,771	41,751,732	14.80	21,581,891	20,904,205	-3.14
JAPAN	28,938	41	-99.86	26,892	151	-99.44
HONG KONG	805,793	2,600,107	222.68	461,189	1,698,998	268.40
KOREA, REPUBLIC OF	58,369	0	-100.00	105,085	0	-100.00
TAIWAN	13,500	4,248	-68.53	66,515	3,610	-94.57
CHINA	1,900,346	1,549,761	-18.45	1,070,919	960,566	-10.30
PAPUA NEW GUINEA	57	0	-100.00	190	0	-100.00
THAILAND	0	346	-	0	1,416	-
SINGAPORE	1,907,138	5,006,564	162.52	1,095,460	2,065,033	88.51
MALAYSIA	1,169,965	1,076,565	-7.98	418,743	302,515	-27.76
BRUNEI DARUSSALAM	12,749	0	-100.00	33,271	0	-100.00
NEPAL	2,672,627	1,972,200	-26.21	1,301,602	826,326	-36.51
VIET NAM	155,279	126,580	-18.48	125,409	105,229	-16.09
MALDIVES	10,000	0	-100.00	19,662	0	-100.00
INDIA	10,821,130	13,542,358	25.15	5,653,826	6,132,607	8.47
PAKISTAN	14,258,773	14,299,715	0.29	9,501,455	7,853,057	-17.35
BANGLADESH	1,783,509	986,000	-44.72	1,204,724	605,084	-49.77
IRAN (ISLAMIC REPUBLIC OF)	18,000	0	-100.00	1,800	0	-100.00
SAUDI ARABIA	206,039	84,888	-58.80	132,116	38,731	-70.68
KUWAIT	18,603	3,801	-79.57	12,409	4,024	-67.57
OMAN	8,493	7,650	-9.93	5,096	4,590	-9.93
TURKEY	0	15,266	-	0	4,756	-
UNITED ARAB EMIRATES	417,778	424,530	1.62	209,594	233,520	11.42
QATAR	13,812	9,504	-31.19	10,867	7,773	-28.47
BAHRAIN	6,327	2,035	-67.84	3,694	1,109	-69.98
AUSTRALIA	1,363	874	-35.88	2,875	2,368	-17.63
FIJI	0	163	-	0	575	-
EAST TIMOR	6,122	0	-100.00	6,520	0	-100.00
UNITED STATES	20,424	171	-99.16	6,318	1,478	-76.61
NETHERLANDS	13,262	27,042	103.91	34,268	37,093	8.24
FRANCE	19,950	10,040	-49.67	40,492	10,340	-74.46
GERMANY, FED. REP. OF	0	1,017	-	0	2,990	-
SWITZERLAND	0	266	-	0	266	-
RUSSIA FEDERATION	20,425	0	-100.00	30,900	0	-100.00
KULIT KERANG DAN LAIN-LAIN	1,191,678	578,590	-51.45	466,291	228,162	-51.07
JAPAN	166,337	118,232	-28.92	67,256	48,535	-27.84
HONG KONG	6,081	1,521	-74.99	2,129	532	-75.01
KOREA, REPUBLIC OF	17,990	1,080	-94.00	29,732	1,080	-96.37
CHINA	876,443	437,269	-50.11	245,908	147,969	-39.83
THAILAND	25,750	0	-100.00	4,438	0	-100.00
VIET NAM	68,567	9,310	-86.42	69,318	2,068	-97.02
INDIA	16,346	0	-100.00	2,492	0	-100.00
AUSTRALIA	13,140	0	-100.00	5,898	0	-100.00
UNITED STATES	0	300	-	0	90	-
CANADA	0	1,249	-	0	558	-
MEXICO	126	0	-100.00	390	0	-100.00
GERMANY, FED. REP. OF	0	7,700	-	0	3,370	-
ITALY	536	1,895	253.54	37,190	23,913	-35.70
SPAIN	362	34	-90.61	1,540	47	-96.95
TANAMAN OBAT	1,486,143	1,532,531	3.12	1,894,617	2,137,599	12.82
JAPAN	12,638	1,500	-88.13	20,738	59,250	185.71
HONG KONG	63,084	35,358	-43.95	86,884	18,520	-78.68
KOREA, REPUBLIC OF	4,319	21,581	399.68	34,550	34,615	0.19
TAIWAN	429,984	310,178	-27.86	143,921	101,484	-29.49
CHINA	21,170	74,226	250.62	12,894	22,722	76.22
MACAU	0	24	-	0	1,243	-
SINGAPORE	516,431	127,375	-75.34	509,052	203,593	-60.01
MALAYSIA	70,710	83,123	17.55	51,994	37,478	-27.92
VIET NAM	29,216	49,570	69.67	14,078	33,430	137.46

TABEL 5. PERKEMBANGAN EKSPOR INDONESIA MENURUT KOMODITI DAN NEGARA TUJUAN

JENIS BARANG	BERAT BERSIH (KG)		PERUB	NILAI FOB (US \$)		PERUB
	JAN-FEB 2008	JAN-FEB 2009	%	JAN-FEB 2008	JAN-FEB 2009	%
(1)	(2)	(3)	(4)	(5)	(6)	(7)
INDIA	53,860	168,871	213.54	85,084	209,186	145.86
PAKISTAN	0	12,335	-	0	25,381	-
SAUDI ARABIA	103,697	285,244	175.07	241,530	836,977	246.53
KUWAIT	3	1,548	51,500.00	120	10,326	8,505.00
JORDAN	0	90	-	0	2,650	-
YEMEN	0	100	-	0	1,500	-
UNITED ARAB EMIRATES	82,384	180,716	119.36	64,905	106,270	63.73
QATAR	4,321	318	-92.64	6,120	1,240	-79.74
LIBYAN ARAB JAMAHIRIYA	13,000	18,000	38.46	3,900	5,400	38.46
MOROCCO	2,000	0	-100.00	5,404	0	-100.00
SUDAN	0	36,000	-	0	10,540	-
BENIN	0	55,500	-	0	11,100	-
AUSTRALIA	33	57	72.73	168	74	-55.95
UNITED STATES	1,683	3,376	100.59	5,059	11,600	129.29
CANADA	670	100	-85.07	1,340	200	-85.07
UNITED KINGDOM	941	0	-100.00	3,151	0	-100.00
NETHERLANDS	0	267	-	0	4,476	-
FRANCE	10,586	7,159	-32.37	356,083	184,100	-48.30
GERMANY, FED. REP. OF	31,000	49,597	59.99	60,273	150,672	149.98
BELGIUM	60	580	866.67	277	2,320	737.55
YUGOSLAVIA	36	0	-100.00	298	0	-100.00
LATVIA	126	0	-100.00	5,256	0	-100.00
RUSSIA FEDERATION	34,191	9,738	-71.52	181,538	51,252	-71.77
-GANGGANG LAUT	13,240,532	12,420,712	-6.19	9,254,115	13,186,726	42.50
JAPAN	88,118	12,689	-85.60	362,345	19,062	-94.74
HONG KONG	1,281,788	169,406	-86.78	475,313	81,465	-82.86
KOREA, REPUBLIC OF	1,684,784	769,412	-54.33	1,401,505	904,255	-35.48
TAIWAN	47,419	43,679	-7.89	14,194	20,313	43.11
CHINA	3,500,569	6,667,487	90.47	1,939,782	5,475,058	182.25
THAILAND	73,862	0	-100.00	58,137	0	-100.00
SINGAPORE	11,303	1,040	-90.80	507,915	33,166	-93.47
PHILIPPINES	1,719,247	1,078,161	-37.29	1,204,371	1,251,442	3.91
MALAYSIA	303,870	89,500	-70.55	315,994	188,240	-40.43
VIET NAM	1,683,346	1,263,792	-24.92	531,097	701,709	32.12
AUSTRALIA	62,747	0	-100.00	190,925	0	-100.00
UNITED STATES	489,506	640,764	30.90	201,238	939,394	366.81
CANADA	24,000	0	-100.00	9,600	0	-100.00
MEXICO	40,000	20,000	-50.00	20,000	17,550	-12.25
CHILE	68,615	280,442	308.72	244,903	648,757	164.90
ARGENTINA	139,500	0	-100.00	81,575	0	-100.00
BRAZIL	200,000	220,000	10.00	100,000	444,250	344.25
DOMINICAN REPUBLIC	20,000	0	-100.00	10,000	0	-100.00
UNITED KINGDOM	81,000	122,800	51.60	347,765	1,003,868	188.66
FRANCE	403,800	569,009	40.91	472,321	575,340	21.81
GERMANY, FED. REP. OF	42,000	21,001	-50.00	21,000	163,803	680.01
BELGIUM	108,000	41,000	-62.04	151,750	185,400	22.17
DENMARK	571,180	127,000	-77.77	237,588	70,200	-70.45
SPAIN	574,878	241,530	-57.99	264,497	116,954	-55.78
LITHUANIA	0	21,000	-	0	173,250	-
RUSSIA FEDERATION	21,000	21,000	0.00	90,300	173,250	91.86
-LAINNYA	3,565,043	469,905	-86.82	434,174	227,408	-47.62
JAPAN	1,756	3,320	89.07	9,897	4,928	-50.21
HONG KONG	59,490	10	-99.98	25,320	52	-99.79
KOREA, REPUBLIC OF	30,020	0	-100.00	7,485	0	-100.00
TAIWAN	503,351	343,270	-31.80	207,847	138,798	-33.22
CHINA	11,351	0	-100.00	7,966	0	-100.00
THAILAND	2,801,300	0	-100.00	56,164	0	-100.00
SINGAPORE	6,272	0	-100.00	23,115	0	-100.00
PHILIPPINES	0	1,528	-	0	2,252	-
MALAYSIA	118,355	26,072	-77.97	50,816	5,745	-88.69
INDIA	0	12,480	-	0	24,960	-
SAUDI ARABIA	14,106	4,475	-68.28	8,804	1,180	-86.60
KUWAIT	66	0	-100.00	15	0	-100.00
UNITED ARAB EMIRATES	150	0	-100.00	5,850	0	-100.00
QATAR	0	11,287	-	0	4,900	-
CYPRUS	0	196	-	0	548	-
REUNION	21	199	847.62	8	1,669	20,762.50
SOUTH AFRICA	33	0	-100.00	6	0	-100.00
AUSTRALIA	0	17,433	-	0	15,568	-
UNITED STATES	11,725	2,846	-75.73	16,132	951	-94.10
CANADA	150	277	84.67	264	1,134	329.55
NETHERLANDS	1,288	791	-38.59	8,049	1,545	-80.81
FRANCE	1,756	1,082	-38.38	3,041	4,125	35.65
GERMANY, FED. REP. OF	1,490	895	-39.93	1,117	1,061	-5.01
BELGIUM	0	5,242	-	0	4,824	-
ITALY	0	1,236	-	0	1,954	-

TABEL 5. PERKEMBANGAN EKSPOR INDONESIA MENURUT KOMODITI DAN NEGARA TUJUAN

JENIS BARANG	BERAT BERSIH (KG)		PERUB	NILAI FOB (US \$)		PERUB
	JAN-FEB 2008	JAN-FEB 2009	%	JAN-FEB 2008	JAN-FEB 2009	%
(1)	(2)	(3)	(4)	(5)	(6)	(7)
SPAIN	608	6,340	942.76	768	5,200	577.08
GREECE	1,711	230	-86.56	1,495	255	-82.94
LITHUANIA	0	467	-	0	1,302	-
CROATIA	44	30,000	68,081.82	15	4,018	26,686.67
SLOVENIA	0	229	-	0	439	-
-MUTIARA	248	458	84.68	2,469,512	1,149,390	-53.46
JAPAN	39	110	182.05	458,226	136,102	-70.30
HONG KONG	0	340	-	0	1,001,262	-
THAILAND	3	0	-100.00	50	0	-100.00
INDIA	1	0	-100.00	2,000	0	-100.00
UNITED ARAB EMIRATES	0	1	-	0	9,520	-
AUSTRALIA	205	2	-99.02	2,009,236	2,454	-99.88
NETHERLANDS	0	5	-	0	52	-
-LAINNYA	21,994,696	41,448,533	88.45	16,723,362	20,580,274	23.06
JAPAN	1,967,642	2,681,736	36.29	1,763,582	2,160,012	22.48
HONG KONG	94,592	716,763	657.74	117,527	301,350	156.41
KOREA, REPUBLIC OF	343,869	163,458	-52.47	323,753	181,194	-44.03
TAIWAN	655,701	766,297	16.87	323,794	375,346	15.92
CHINA	596,714	283,920	-52.42	447,581	208,362	-53.45
THAILAND	5,722,520	7,185,122	25.56	711,663	597,492	-16.04
SINGAPORE	5,106,862	4,309,685	-15.61	7,143,922	6,371,563	-10.81
PHILIPPINES	962,347	14,310,319	1,387.02	875,435	2,623,983	199.73
MALAYSIA	1,088,438	817,315	-24.91	963,496	567,921	-41.06
MYANMAR (FORM. BURMA)	180,000	70,000	-61.11	181,378	39,908	-78.00
BRUNEI DARUSSALAM	172	15	-91.28	1,821	522	-71.33
VIET NAM	270,586	875,252	223.47	322,505	1,241,068	284.82
INDIA	117,815	1,139,197	866.94	131,014	1,449,010	1,006.00
PAKISTAN	3,502,420	5,186,822	48.09	477,863	799,859	67.38
SRI LANKA	9,474	31,781	235.45	8,724	36,086	313.64
IRAN (ISLAMIC REPUBLIC OF)	0	92	-	0	394	-
SAUDI ARABIA	3,283	3,045	-7.25	5,490	11,124	102.62
ISRAEL	49	52,500	107,042.86	2,774	34,125	1,130.17
KUWAIT	9,475	21,439	126.27	3,223	9,056	180.98
JORDAN	0	5,220	-	0	7,930	-
TURKEY	175	1,019	482.29	50	5,766	11,432.00
UNITED ARAB EMIRATES	803	521	-35.12	4,191	9,930	136.94
BAHRAIN	11	10	-9.09	5	10	100.00
EGYPT	0	55	-	0	30	-
MOROCCO	15,436	17,706	14.71	19,141	31,516	64.65
TUNISIA	0	17,000	-	0	16,557	-
TANZANIA, UNITED REPUBLIC O	0	30,000	-	0	18,167	-
MOZAMBIQUE	0	50	-	0	2,506	-
TOGO	0	105,000	-	0	77,700	-
GHANA	0	17,500	-	0	13,125	-
LIBERIA	0	54,000	-	0	36,342	-
GUINEA	0	105,000	-	0	77,175	-
NIGERIA	7,234	0	-100.00	10,000	0	-100.00
SOUTH AFRICA	55	26	-52.73	1	350	34,900.00
AUSTRALIA	12,819	21,024	64.01	197,858	120,891	-38.90
NEW ZEALAND	0	1,505	-	0	1,314	-
NEW CALEDONIA	59	0	-100.00	330	0	-100.00
TONGA	37	0	-100.00	28	0	-100.00
EAST TIMOR	9	95,693	1,063,155.56	31	62,973	203,038.71
UNITED STATES	193,769	285,713	47.45	397,334	447,983	12.75
CANADA	440	95,861	21,686.59	20,642	92,935	350.22
MEXICO	154	76	-50.65	1,051	552	-47.48
NICARAGUA	0	144,000	-	0	107,300	-
VENEZUELA	0	18,000	-	0	16,247	-
ARGENTINA	0	305	-	0	557	-
BRAZIL	266	319,200	119,900.00	3,301	204,870	6,106.30
COLOMBIA	0	2,000	-	0	14,000	-
GUYANA	0	1,890	-	0	2,675	-
PUERTO RICO	38	0	-100.00	129	0	-100.00
DOMINICAN REPUBLIC	0	90,000	-	0	105,580	-
NETHERLANDS ANTILLES	2,550	0	-100.00	9,494	0	-100.00
UNITED KINGDOM	2,837	1,048	-63.06	14,500	10,344	-28.66
NETHERLANDS	199,956	144,172	-27.90	427,423	433,670	1.46
FRANCE	65,209	421	-99.35	103,356	26,190	-74.66
GERMANY, FED. REP. OF	26,969	24,457	-9.31	31,538	56,226	78.28
AUSTRIA	45	0	-100.00	5	0	-100.00
BELGIUM	92	0	-100.00	1,604	0	-100.00
SWITZERLAND	85	0	-100.00	1,984	0	-100.00
DENMARK	78,550	57,748	-26.48	578,727	410,013	-29.15
SWEDEN	22	2	-90.91	5	386	7,620.00
ITALY	56,284	30,219	-46.31	371,632	128,213	-65.50
SPAIN	6,019	525	-91.28	40,805	2,807	-93.12

TABEL 5. PERKEMBANGAN EKSPOR INDONESIA MENURUT KOMODITI DAN NEGARA TUJUAN

JENIS BARANG	BERAT BERSIH (KG)		PERUB	NILAI FOB (US \$)		PERUB
	JAN-FEB 2008	JAN-FEB 2009	%	JAN-FEB 2008	JAN-FEB 2009	%
(1)	(2)	(3)	(4)	(5)	(6)	(7)
HUNGARY	55	0	-100.00	1,559	0	-100.00
BULGARIA	0	7,625	-	0	5,025	-
LATVIA	15,999	0	-100.00	18,100	0	-100.00
ESTONIA	676,500	1,123,999	66.15	661,069	1,011,936	53.08
CROATIA	0	15,000	-	0	8,784	-
CZECH REPUBLIC	165	185	12.12	1,657	3,324	100.60
RUSSIA FEDERATION	95	0	-100.00	267	0	-100.00
-KAYU LAPIS	299,675,977	160,363,373	-46.49	250,578,508	136,284,844	-45.61
JAPAN	96,682,071	73,763,577	-23.71	80,901,431	63,906,437	-21.01
HONG KONG	2,313,616	857,520	-62.94	1,588,399	582,015	-63.36
KOREA, REPUBLIC OF	25,715,240	11,285,183	-56.11	18,194,339	8,541,660	-53.05
TAIWAN	27,998,576	13,301,432	-52.49	16,122,820	6,858,744	-57.46
CHINA	21,589,521	9,395,560	-56.48	13,283,252	5,421,083	-59.19
THAILAND	3,240,928	140,011	-95.68	2,240,252	124,701	-94.43
SINGAPORE	4,502,824	3,498,822	-22.30	3,219,402	2,524,683	-21.58
PHILIPPINES	100,946	0	-100.00	103,572	0	-100.00
MALAYSIA	2,303,594	856,372	-62.82	1,471,061	530,278	-63.95
VIET NAM	282,186	401,394	42.24	181,934	241,632	32.81
INDIA	216,021	72,353	-66.51	256,792	102,036	-60.27
PAKISTAN	482	0	-100.00	601	0	-100.00
SRI LANKA	35,594	0	-100.00	10,902	0	-100.00
SAUDI ARABIA	19,615,457	4,565,171	-76.73	15,522,040	3,208,405	-79.33
KUWAIT	2,572,620	824,947	-67.93	2,815,028	754,054	-73.21
JORDAN	5,189,045	3,868,112	-25.46	4,376,066	3,141,528	-28.21
LEBANON	539,298	1,034,561	91.83	430,789	865,247	100.85
OMAN	2,488,600	1,873,864	-24.70	2,450,566	1,488,237	-39.27
TURKEY	5,555,024	27,559	-99.50	5,467,566	57,035	-98.96
UNITED ARAB EMIRATES	20,682,673	2,086,499	-89.91	18,162,474	1,853,953	-89.79
QATAR	2,405,570	2,513,307	4.48	2,731,257	2,014,631	-26.24
BAHRAIN	445,668	165,307	-62.91	403,563	113,440	-71.89
EGYPT	1,621,402	4,381,569	170.23	1,393,686	3,181,013	128.24
LIBYAN ARAB JAMAHIRIYA	179,976	1,717,276	854.17	140,812	1,547,287	998.83
ALGERIA	1,593,411	2,685,214	68.52	1,122,963	2,193,584	95.34
REUNION	10,400	0	-100.00	17,334	0	-100.00
SOUTH AFRICA	135,588	148,192	9.30	122,956	167,890	36.54
MAURITIUS	0	1,547	-	0	2,907	-
AUSTRALIA	3,722,563	1,849,019	-50.33	4,780,844	2,187,907	-54.24
NEW ZEALAND	60,978	38,034	-37.63	57,967	38,890	-32.91
NEW CALEDONIA	0	23,601	-	0	32,608	-
UNITED STATES	18,432,885	4,038,321	-78.09	16,814,325	3,838,880	-77.17
CANADA	588,515	104,388	-82.26	706,856	199,783	-71.74
MEXICO	1,474,692	399,188	-72.93	1,311,408	313,024	-76.13
TRINIDAD AND TOBAGO	0	24,474	-	0	23,048	-
JAMAICA	24,939	0	-100.00	25,052	0	-100.00
PUERTO RICO	48,395	20,000	-58.67	55,764	30,290	-45.68
BELIZE	14,694	0	-100.00	14,576	0	-100.00
ANTIGUA AND BARBUDA	0	12,400	-	0	15,872	-
FRENCH POLYNESIA	16,168	24,167	49.47	13,928	21,828	56.72
MARTINIQUE	119	17,499	14,605.04	379	18,970	4,905.28
NETHERLANDS ANTILLES	18,959	0	-100.00	18,312	0	-100.00
UNITED KINGDOM	4,693,799	1,402,393	-70.12	5,001,289	1,880,134	-62.41
NETHERLANDS	2,952,372	2,981,879	1.00	4,474,898	4,029,524	-9.95
FRANCE	482,818	886,781	83.67	648,336	1,103,059	70.14
GERMANY, FED. REP. OF	6,906,528	4,215,712	-38.96	10,472,653	6,972,822	-33.42
BELGIUM	8,885,400	3,252,300	-63.40	8,444,596	3,174,097	-62.41
DENMARK	243,011	217,798	-10.38	259,672	331,261	27.57
NORWAY	89,959	46,680	-48.11	105,514	63,594	-39.73
SWEDEN	105,301	513	-99.51	100,016	2,487	-97.51
IRELAND	68,372	42,542	-37.78	106,897	108,516	1.51
ITALY	1,671,566	830,819	-50.30	2,419,301	1,607,286	-33.56
SPAIN	45,290	0	-100.00	68,243	0	-100.00
GREECE	223,435	24,900	-88.86	412,629	26,975	-93.46
POLAND	821,096	379,396	-53.79	1,413,085	723,019	-48.83
ROMANIA	18,900	22,500	19.05	38,222	31,007	-18.88
UKRAINE	45,272	0	-100.00	76,077	0	-100.00
CROATIA	3,620	0	-100.00	5,812	0	-100.00
MALTA	0	20,496	-	0	26,437	-
CZECH REPUBLIC	0	21,006	-	0	56,478	-
RUSSIA FEDERATION	0	1,218	-	0	4,568	-
-KAYU GERGAJIAN	9,567,959	5,575,650	-41.73	10,243,357	5,853,097	-42.86
JAPAN	2,196,974	2,431,110	10.66	2,731,947	2,640,261	-3.36
HONG KONG	275,673	111,942	-59.39	161,861	67,745	-58.15
KOREA, REPUBLIC OF	1,549,705	537,029	-65.35	1,165,866	420,012	-63.97
TAIWAN	85,046	73,187	-13.94	55,513	71,300	28.44
CHINA	779,099	577,552	-25.87	522,356	653,305	25.07
SINGAPORE	321,068	81,399	-74.65	187,629	62,550	-66.66

TABEL 5. PERKEMBANGAN EKSPOR INDONESIA MENURUT KOMODITI DAN NEGARA TUJUAN

JENIS BARANG	BERAT BERSIH (KG)		PERUB	NILAI FOB (US \$)		PERUB
	JAN-FEB 2008	JAN-FEB 2009	%	JAN-FEB 2008	JAN-FEB 2009	%
(1)	(2)	(3)	(4)	(5)	(6)	(7)
MALAYSIA	956,880	516,740	-46.00	665,040	269,174	-59.53
BRUNEI DARUSSALAM	2,186	0	-100.00	2,889	0	-100.00
VIET NAM	219,797	98,423	-55.22	120,658	87,685	-27.33
SRI LANKA	11,812	0	-100.00	10,491	0	-100.00
SOUTH AFRICA	61,884	30,972	-49.95	82,264	39,739	-51.69
MAURITIUS	0	9,584	-	0	19,911	-
AUSTRALIA	395,223	141,032	-64.32	661,317	246,959	-62.66
NEW ZEALAND	43,989	0	-100.00	19,121	0	-100.00
NEW CALEDONIA	490	809	65.10	704	1,269	80.26
UNITED STATES	858,721	346,341	-59.67	286,095	171,576	-40.03
CANADA	0	1,607	-	0	1,020	-
MARTINIQUE	3,098	0	-100.00	3,100	0	-100.00
UNITED KINGDOM	198,955	64,518	-67.57	416,358	147,563	-64.56
NETHERLANDS	1,127,854	365,422	-67.60	2,375,197	656,872	-72.34
FRANCE	37,384	35,154	-5.97	53,825	61,017	13.36
GERMANY, FED. REP. OF	74,795	43,175	-42.28	121,256	45,312	-62.63
BELGIUM	50,133	18	-99.96	104,842	66	-99.94
SWITZERLAND	0	27	-	0	389	-
NORWAY	11,867	0	-100.00	13,275	0	-100.00
FINLAND	119,631	0	-100.00	119,542	0	-100.00
IRELAND	2,874	0	-100.00	10,000	0	-100.00
ITALY	45,393	40,186	-11.47	164,855	78,500	-52.38
SPAIN	34,975	22,921	-34.46	38,150	51,708	35.54
POLAND	88,580	32,546	-63.26	138,373	44,718	-67.68
BULGARIA	0	920	-	0	1,264	-
SLOVENIA	13,725	0	-100.00	10,749	0	-100.00
CZECH REPUBLIC	0	13,036	-	0	13,182	-
RUSSIA FEDERATION	148	0	-100.00	84	0	-100.00
-KAYU OLAHAN LAIN	203,316,303	114,176,379	-43.84	218,897,200	147,391,992	-32.67
JAPAN	27,458,420	8,649,372	-68.50	33,183,479	16,412,890	-50.54
HONG KONG	4,448,328	1,833,425	-58.78	4,480,338	2,325,934	-48.09
KOREA, REPUBLIC OF	9,804,750	4,527,633	-53.82	10,102,004	5,372,806	-46.81
TAIWAN	17,456,213	3,035,293	-82.61	3,979,663	2,331,397	-41.42
CHINA	43,707,586	20,378,459	-53.38	16,154,640	6,191,022	-61.68
MACAU	0	90	-	0	318	-
PAPUA NEW GUINEA	0	27	-	0	25	-
THAILAND	190,062	153,670	-19.15	315,748	146,895	-53.48
SINGAPORE	2,430,709	1,615,859	-33.52	2,816,492	1,692,279	-39.92
PHILIPPINES	863,708	686,911	-20.47	381,467	174,913	-54.15
MALAYSIA	2,278,821	1,469,700	-35.51	1,418,122	1,079,290	-23.89
CAMBODIA	2,323	67,460	2,804.00	5,250	90,322	1,620.42
BRUNEI DARUSSALAM	61,808	49,034	-20.67	62,879	61,144	-2.76
VIET NAM	3,847,513	2,996,854	-22.11	1,432,261	813,663	-43.19
MALDIVES	94,957	171,434	80.54	218,427	353,282	61.74
INDIA	1,198,698	815,708	-31.95	951,037	537,408	-43.49
PAKISTAN	134,734	69,497	-48.42	138,560	30,688	-77.85
BANGLADESH	0	250	-	0	5,000	-
SRI LANKA	58,621	58,163	-0.78	100,649	12,789	-87.29
IRAQ	59,289	69,645	17.47	24,632	86,272	250.24
IRAN (ISLAMIC REPUBLIC OF)	200,347	231,313	15.46	150,720	328,158	117.73
SAUDI ARABIA	1,789,939	46,886	-97.38	542,315	149,924	-72.35
ISRAEL	59,501	58,380	-1.88	98,367	193,640	96.85
KUWAIT	385,994	52,578	-86.38	268,359	25,608	-90.46
JORDAN	28,305	15,052	-46.82	40,767	21,450	-47.38
LEBANON	40,240	18,602	-53.77	53,682	44,424	-17.25
YEMEN	18,000	0	-100.00	7,450	0	-100.00
OMAN	45,632	212	-99.54	23,419	2,458	-89.50
SYRIA ARAB REPUBLIC	0	7,842,120	-	0	2,164,021	-
TURKEY	647,274	449,441	-30.56	962,170	757,596	-21.26
UNITED ARAB EMIRATES	2,337,848	556,280	-76.21	1,477,765	249,969	-83.08
QATAR	137,264	11,425	-91.68	230,484	18,303	-92.06
BAHRAIN	153,611	29,954	-80.50	88,528	58,047	-34.43
CYPRUS	41,829	94,380	125.63	70,528	183,521	160.21
EGYPT	2,007,416	72,941	-96.37	426,548	159,602	-62.58
LIBYAN ARAB JAMAHIRIYA	8,840	686	-92.24	5,313	4,500	-15.30
MOROCCO	18,702	16,605	-11.21	18,399	15,999	-13.04
TUNISIA	139,765	89,000	-36.32	52,006	223,445	329.65
ALGERIA	0	25,755	-	0	42,598	-
SUDAN	17,993	6,127	-65.95	60,762	8,695	-85.69
NAMIBIA	78	3,090	3,861.54	698	2,138	206.30
ETHIOPIA	18,278	17	-99.91	14,885	28	-99.81
TANZANIA, UNITED REPUBLIC OF	143	1,408	884.62	68	1,873	2,654.41
MADAGASCAR	470	7,321	1,457.66	385	11,847	2,977.14
SOMALIA	23,640	11,841	-49.91	35,418	19,144	-45.95
KENYA	0	17,209	-	0	26,578	-
REUNION	130,581	55,376	-57.59	205,172	78,051	-61.96
MOZAMBIQUE	0	105	-	0	304	-

TABEL 5. PERKEMBANGAN EKSPOR INDONESIA MENURUT KOMODITI DAN NEGARA TUJUAN

JENIS BARANG	BERAT BERSIH (KG)		PERUB	NILAI FOB (US \$)		PERUB
	JAN-FEB 2008	JAN-FEB 2009	%	JAN-FEB 2008	JAN-FEB 2009	%
(1)	(2)	(3)	(4)	(5)	(6)	(7)
GHANA	0	11	-	0	300	-
ANGOLA	3,400	0	-100.00	3,948	0	-100.00
NIGERIA	10	15,983	159,730.00	225	76,409	33,859.56
GABON	587	150	-74.45	483	2,215	358.59
SENEGAL	20,610	22,564	9.48	21,375	22,549	5.49
U.S. VIRGIN ISLANDS	819	175	-78.63	1,320	380	-71.21
SEYCHELLES	24,218	69,032	185.04	96,919	144,652	49.25
DJIBOUTI	0	334	-	0	13,507	-
SOUTH AFRICA	2,714,137	1,418,378	-47.74	3,802,879	2,008,476	-47.19
MAURITIUS	37,118	88,655	138.85	126,131	180,188	42.86
VIRGIN ISLANDS (BRITISH)	0	107	-	0	38	-
AUSTRALIA	16,101,100	14,350,239	-10.87	20,396,939	20,942,055	2.67
NEW ZEALAND	833,748	1,237,224	48.39	808,732	1,499,007	85.35
GUAM	6,593	17,728	168.89	16,582	23,776	43.38
PALAU	61	0	-100.00	378	0	-100.00
NEW CALEDONIA	207,284	130,459	-37.06	326,146	232,092	-28.84
SAINT VINCENT AND THE GREN.	134	390	191.04	302	126	-58.28
VANUATU	9,299	12,752	37.13	19,829	9,892	-50.11
WALLIS AND FUTUNA ISLANDS	2,815	434	-84.58	4,776	651	-86.37
COOK ISLANDS	870	0	-100.00	10,989	0	-100.00
FIJI	25,468	907	-96.44	56,581	2,838	-94.98
SOLOMON ISLANDS	6,290	0	-100.00	16,722	0	-100.00
EAST TIMOR	14,548	10,808	-25.71	15,452	27,199	76.02
UNITED STATES	12,181,102	7,222,844	-40.70	29,082,865	19,630,156	-32.50
CANADA	940,318	562,403	-40.19	2,073,486	1,369,887	-33.93
MEXICO	205,681	156,022	-24.14	476,503	353,805	-25.75
GUATEMALA	0	48	-	0	105	-
HONDURAS	3,967	3,086	-22.21	2,247	10,790	380.20
NICARAGUA	2,003	0	-100.00	2,428	0	-100.00
PANAMA	2,037	0	-100.00	1,480	0	-100.00
CHILE	71,624	41,029	-42.72	132,261	86,646	-34.49
VENEZUELA	4,863	14,642	201.09	2,421	37,307	1,440.97
ARGENTINA	30,109	27,370	-9.10	36,773	55,732	51.56
BRAZIL	48,660	58,364	19.94	304,875	109,993	-63.92
COLOMBIA	16,587	23,049	38.96	16,707	33,412	99.99
URUGUAY	11,511	2,510	-78.19	17,412	5,702	-67.25
ECUADOR	298	0	-100.00	692	0	-100.00
PERU	221	881	298.64	2,155	577	-73.23
TRINIDAD AND TOBAGO	389	4,007	930.08	740	9,440	1,175.68
BAHAMAS	3,389	0	-100.00	4,026	0	-100.00
JAMAICA	23,906	13,702	-42.68	90,189	32,081	-64.43
PUERTO RICO	38,066	32,706	-14.08	102,429	64,466	-37.06
DOMINICAN REPUBLIC	13,423	17,273	28.68	18,479	56,432	205.38
COSTA RICA	7,320	11,238	53.52	10,531	10,178	-3.35
HAITI	0	1,414	-	0	2,704	-
BARBADOS	1,841	86,984	4,624.82	3,660	71,734	1,859.95
ANTIGUA AND BARBUDA	1,238	441	-64.38	3,038	703	-76.86
ARUBA	1,100	0	-100.00	2,035	0	-100.00
BERMUDA	13,746	13,133	-4.46	37,596	66,188	76.05
CAYMAN ISLANDS	180	0	-100.00	47	0	-100.00
FRENCH GUIANA	887	2,877	224.35	2,848	7,034	146.98
FRENCH POLYNESIA	39,570	26,043	-34.18	88,230	87,316	-1.04
GRENADA	5,760	0	-100.00	26,892	0	-100.00
MARTINIQUE	24,451	35,409	44.82	44,626	52,185	16.94
NETHERLANDS ANTILLES	67,186	91,686	36.47	285,477	316,887	11.00
NORFOLK ISLANDS	2,081	0	-100.00	4,992	0	-100.00
SAINT LUCIA	11,993	0	-100.00	31,979	0	-100.00
TURKS AND CAICOS ISLANDS	110,973	0	-100.00	253,062	0	-100.00
GUADELOUPE	19,065	4,662	-75.55	31,977	7,925	-75.22
UNITED KINGDOM	5,482,842	3,249,494	-40.73	11,026,991	7,346,533	-33.38
NETHERLANDS	11,472,276	10,120,372	-11.78	15,151,304	15,323,124	1.13
FRANCE	5,071,795	2,984,066	-41.16	9,135,925	5,611,573	-38.58
GERMANY, FED. REP. OF	7,638,674	5,792,452	-24.17	12,205,794	10,288,401	-15.71
AUSTRIA	39,318	46,519	18.31	115,523	93,507	-19.06
BELGIUM	4,204,976	2,486,302	-40.87	6,003,956	3,898,722	-35.06
SWITZERLAND	30,979	42,831	38.26	141,573	258,879	82.86
DENMARK	1,448,682	490,967	-66.11	2,800,697	766,708	-72.62
NORWAY	863,068	603,427	-30.08	1,954,049	1,106,030	-43.40
SWEDEN	403,893	294,090	-27.19	948,098	869,253	-8.32
FINLAND	350,160	145,226	-58.53	450,013	394,277	-12.39
IRELAND	470,739	97,870	-79.21	1,120,068	323,989	-71.07
ITALY	3,590,734	1,654,111	-53.93	7,560,881	3,646,348	-51.77
SPAIN	2,189,159	999,926	-54.32	4,457,871	2,268,233	-49.12
PORTUGAL	565,905	323,705	-42.80	1,251,114	741,840	-40.71
GREECE	344,915	195,626	-43.28	659,691	340,107	-48.44
HUNGARY	29,011	17,300	-40.37	47,982	36,628	-23.66
POLAND	1,444,850	1,921,969	33.02	1,751,035	2,762,105	57.74
ROMANIA	45,038	4,015	-91.09	83,267	13,394	-83.91

TABEL 5. PERKEMBANGAN EKSPOR INDONESIA MENURUT KOMODITI DAN NEGARA TUJUAN

JENIS BARANG	BERAT BERSIH (KG)		PERUB	NILAI FOB (US \$)		PERUB
	JAN-FEB 2008	JAN-FEB 2009	%	JAN-FEB 2008	JAN-FEB 2009	%
(1)	(2)	(3)	(4)	(5)	(6)	(7)
BULGARIA	83,446	91,782	9.99	153,064	146,739	-4.13
YUGOSLAVIA	37,250	2,232	-94.01	46,264	3,861	-91.65
ALBANIA	0	15,218	-	0	23,302	-
AZERBAIJAN	6,281	5,681	-9.55	2,792	23,703	748.96
KAZAKHSTAN	110,331	0	-100.00	188,737	0	-100.00
UKRAINE	172,721	65,018	-62.36	360,129	110,051	-69.44
UZBEKISTAN	13,272	0	-100.00	20,800	0	-100.00
LITHUANIA	20,509	16,858	-17.80	67,722	25,308	-62.63
LATVIA	150,376	42	-99.97	183,884	171	-99.91
ESTONIA	144,753	8,372	-94.22	174,428	17,900	-89.74
CROATIA	146,732	39,662	-72.97	249,384	98,669	-60.43
BOSNIA AND HERZEGOVINA	1,169	0	-100.00	5,382	0	-100.00
MALTA	1,855	3,572	92.56	7,803	17,508	124.38
SLOVAKIA	0	3,385	-	0	14,798	-
SLOVENIA	7,892	5,057	-35.92	8,634	10,273	18.98
CZECH REPUBLIC	91,984	48,560	-47.21	286,263	161,601	-43.55
REP. OF MACEDONIA	8,915	0	-100.00	12,942	0	-100.00
RUSSIA FEDERATION	368,919	207,931	-43.64	741,418	472,464	-36.28
-TIMAH	35,239,410	17,441,477	-50.51	539,214,448	188,539,245	-65.03
JAPAN	1,389,467	100,651	-92.76	21,008,550	1,107,161	-94.73
HONG KONG	550,952	0	-100.00	8,565,357	0	-100.00
KOREA, REPUBLIC OF	504,333	123,057	-75.60	7,657,154	1,127,130	-85.28
TAIWAN	257,330	31,438	-87.78	3,940,542	406,779	-89.68
CHINA	147,872	80,722	-45.41	1,715,276	805,396	-53.05
THAILAND	19,733	0	-100.00	266,395	0	-100.00
SINGAPORE	27,860,354	15,157,421	-45.60	427,856,339	165,070,662	-61.42
PHILIPPINES	20,403	8,845	-56.65	342,883	116,140	-66.13
MALAYSIA	3,936,818	1,854,383	-52.90	61,145,098	19,291,759	-68.45
VIET NAM	227,004	0	-100.00	3,448,376	0	-100.00
INDIA	304,128	42,115	-86.15	3,154,954	421,148	-86.65
AUSTRALIA	18,852	11,155	-40.83	58,935	46,956	-20.33
UNITED STATES	2,164	29,190	1,248.89	54,589	97,614	78.82
GERMANY, FED. REP. OF	0	2,500	-	0	48,500	-
-ALUMINIUM	41,921,232	29,783,521	-28.95	125,502,013	62,196,857	-50.44
JAPAN	21,338,629	11,436,353	-46.41	52,082,756	18,514,778	-64.45
HONG KONG	208,237	305,040	46.49	551,027	474,024	-13.97
KOREA, REPUBLIC OF	1,525,682	4,830,703	216.63	3,107,996	6,462,195	107.92
TAIWAN	622,574	275,985	-55.67	2,245,932	1,048,501	-53.32
CHINA	378,029	3,897,557	931.02	1,391,633	5,846,224	320.10
PAPUA NEW GUINEA	212,784	215,857	1.44	727,674	762,737	4.82
THAILAND	1,312,923	923,860	-29.63	5,008,948	2,944,614	-41.21
SINGAPORE	1,645,973	1,245,925	-24.30	6,174,361	4,642,060	-24.82
PHILIPPINES	1,777,174	1,244,109	-30.00	5,881,365	4,672,461	-20.55
MALAYSIA	2,463,813	1,172,776	-52.40	8,390,671	3,667,136	-56.30
BRUNEI DARUSSALAM	18,812	27,541	46.40	143,338	100,459	-29.91
VIET NAM	249,589	65,462	-73.77	1,093,882	266,555	-75.63
MALDIVES	1,213	702	-42.13	2,446	1,221	-50.08
INDIA	268,749	77,569	-71.14	1,037,145	215,096	-79.26
PAKISTAN	122,614	21,293	-82.63	437,430	74,609	-82.94
BANGLADESH	49,650	97,391	96.16	191,904	276,827	44.25
SRI LANKA	41,749	5,940	-85.77	160,195	21,667	-86.47
IRAN (ISLAMIC REPUBLIC OF)	8,832	9,555	8.19	20,369	42,478	108.54
SAUDI ARABIA	808,180	11,708	-98.55	5,479,097	65,142	-98.81
KUWAIT	5,190	2,064	-60.23	3,600	1,600	-55.56
LEBANON	0	11,552	-	0	38,430	-
YEMEN	873	0	-100.00	2,453	0	-100.00
TURKEY	35,122	0	-100.00	146,389	0	-100.00
UNITED ARAB EMIRATES	134,851	13,368	-90.09	546,861	81,937	-85.02
BAHRAIN	157	783	398.73	6,215	4,974	-19.97
CYPRUS	819	1,762	115.14	9,324	12,284	31.75
MADAGASCAR	30,500	38,292	25.55	107,402	120,218	11.93
KENYA	7	0	-100.00	248	0	-100.00
REUNION	4,775	7,783	62.99	16,246	26,224	61.42
MOZAMBIQUE	90,653	0	-100.00	417,965	0	-100.00
ANGOLA	0	112	-	0	1,385	-
NIGERIA	2,125	34,940	1,544.24	19,843	34,057	71.63
COTE D'IVOIRE	83,520	0	-100.00	413,280	0	-100.00
SENEGAL	0	2,350	-	0	14,252	-
BENIN	125	0	-100.00	68	0	-100.00
SOUTH AFRICA	33,725	14,036	-58.38	244,192	96,350	-60.54
ZAMBIA	1,056	0	-100.00	12,342	0	-100.00
MAURITIUS	60,368	121,839	101.83	207,995	387,647	86.37
AUSTRALIA	2,343,209	631,610	-73.05	7,916,285	2,077,859	-73.75
NEW ZEALAND	511,510	97,547	-80.93	1,611,057	240,458	-85.07
GUAM	243	0	-100.00	1,620	0	-100.00
NEW CALEDONIA	87,311	57,173	-34.52	314,304	151,481	-51.80

TABEL 5. PERKEMBANGAN EKSPOR INDONESIA MENURUT KOMODITI DAN NEGARA TUJUAN

JENIS BARANG	BERAT BERSIH (KG)		PERUB	NILAI FOB (US \$)		PERUB
	JAN-FEB 2008	JAN-FEB 2009	%	JAN-FEB 2008	JAN-FEB 2009	%
(1)	(2)	(3)	(4)	(5)	(6)	(7)
VANUATU	11	5,055	45,854.55	21	3,573	16,914.29
FIJI	26,808	27,060	0.94	65,515	66,436	1.41
KIRIBATI	148	0	-100.00	1,608	0	-100.00
EAST TIMOR	15,237	92,939	509.96	14,519	147,141	913.44
UNITED STATES	4,176,464	1,999,520	-52.12	14,216,770	5,331,616	-62.50
CANADA	394,919	201,155	-49.06	1,414,082	531,284	-62.43
MEXICO	3,857	0	-100.00	38,297	0	-100.00
CHILE	2,793	0	-100.00	20,272	0	-100.00
ARGENTINA	0	76	-	0	92	-
BRAZIL	25,697	0	-100.00	127,880	0	-100.00
PERU	0	16,604	-	0	33,355	-
TRINIDAD AND TOBAGO	10	0	-100.00	150	0	-100.00
JAMAICA	0	308	-	0	367	-
PUERTO RICO	17,357	0	-100.00	50,618	0	-100.00
DOMINICAN REPUBLIC	1,043	0	-100.00	12,931	0	-100.00
HAITI	132,572	0	-100.00	652,202	0	-100.00
FRENCH POLYNESIA	59	1	-98.31	411	4	-99.03
NETHERLANDS ANTILLES	0	917	-	0	695	-
UNITED KINGDOM	126,842	142,741	12.53	633,302	787,031	24.27
NETHERLANDS	19,363	65,667	239.14	122,254	477,326	290.44
FRANCE	66,827	57,396	-14.11	551,948	432,772	-21.59
GERMANY, FED. REP. OF	188,374	181,501	-3.65	412,386	543,678	31.84
AUSTRIA	1,210	2,598	114.71	7,801	6,357	-18.51
BELGIUM	18,094	31,839	75.96	194,370	187,114	-3.73
SWITZERLAND	32	7	-78.13	286	248	-13.29
DENMARK	36,056	1,938	-94.63	111,611	11,602	-89.60
NORWAY	29,578	13,337	-54.91	97,159	70,585	-27.35
SWEDEN	13,221	0	-100.00	67,374	0	-100.00
FINLAND	0	4,272	-	0	28,053	-
ITALY	19,386	26,424	36.30	131,868	92,649	-29.74
SPAIN	25,033	7,673	-69.35	92,142	47,863	-48.06
PORTUGAL	47	1,175	2,400.00	161	1,500	831.68
GREECE	450	733	62.89	1,883	680	-63.89
HUNGARY	0	435	-	0	3,150	-
POLAND	7,292	0	-100.00	43,444	0	-100.00
BULGARIA	1,231	0	-100.00	6,758	0	-100.00
CROATIA	253	0	-100.00	2,668	0	-100.00
SLOVAKIA	0	20	-	0	202	-
SLOVENIA	8,809	775	-91.20	45,240	2,963	-93.45
CZECH REPUBLIC	80,814	0	-100.00	238,224	0	-100.00
RUSSIA FEDERATION	0	818	-	0	581	-
-NIKEL	21,939,425	3,104,535	-85.85	373,266,097	18,389,291	-95.07
JAPAN	21,924,674	3,047,716	-86.10	373,201,571	18,172,663	-95.13
KOREA, REPUBLIC OF	9,080	38,107	319.68	29,221	91,470	213.03
CHINA	4,797	2,040	-57.47	18,957	47,696	151.60
SINGAPORE	217	4	-98.16	4,537	4	-99.91
MALAYSIA	90	38	-57.78	4,700	2,574	-45.23
VIET NAM	0	4,703	-	0	22,341	-
INDIA	0	8,656	-	0	25,140	-
EGYPT	0	16	-	0	48	-
UNITED KINGDOM	567	3,255	474.07	7,111	27,355	284.69
-BESI/BAJA	360,379,389	347,178,572	-3.66	438,812,203	395,733,609	-9.82
JAPAN	21,703,033	10,889,901	-49.82	31,124,212	24,104,932	-22.55
HONG KONG	137,115	409,337	198.54	429,751	433,504	0.87
KOREA, REPUBLIC OF	11,060,808	9,858,176	-10.87	61,113,981	33,156,164	-45.75
TAIWAN	3,794,038	479,230	-87.37	22,222,787	946,986	-95.74
CHINA	17,262,875	110,729,774	541.43	10,430,407	47,494,402	355.35
PAPUA NEW GUINEA	403,312	233,151	-42.19	339,493	758,645	123.46
THAILAND	12,363,309	3,208,395	-74.05	19,419,941	9,281,191	-52.21
SINGAPORE	93,948,190	50,468,364	-46.28	99,431,469	60,429,650	-39.22
PHILIPPINES	6,251,314	6,277,672	0.42	6,316,237	6,155,742	-2.54
MALAYSIA	29,699,154	38,870,995	30.88	24,532,677	41,334,555	68.49
MYANMAR (FORM. BURMA)	39,460	669,408	1,596.42	90,076	1,602,679	1,679.25
CAMBODIA	543	53	-90.24	22,500	556	-97.53
BRUNEI DARUSSALAM	79,370	509,613	542.07	175,291	504,982	188.08
NEPAL	57	0	-100.00	315	0	-100.00
VIET NAM	19,254,420	28,527,421	48.16	16,750,183	20,497,217	22.37
MALDIVES	8,976	11,922	32.82	75,598	20,551	-72.82
INDIA	5,274,881	2,859,631	-45.79	3,909,525	3,836,677	-1.86
PAKISTAN	972,861	4,312,642	343.29	707,033	3,474,713	391.45
BANGLADESH	395,766	609,196	53.93	403,658	622,925	54.32
SRI LANKA	1,913,274	951,807	-50.25	1,537,231	670,818	-56.36
IRAN (ISLAMIC REPUBLIC OF)	5,808,697	13,508,941	132.56	3,219,347	26,246,607	715.28
SAUDI ARABIA	2,022,567	938,819	-53.58	2,555,820	1,527,775	-40.22
ISRAEL	630	1,249	98.25	4,775	6,667	39.62
KUWAIT	2,285,762	1,947,836	-14.78	5,480,195	1,539,101	-71.92

TABEL 5. PERKEMBANGAN EKSPOR INDONESIA MENURUT KOMODITI DAN NEGARA TUJUAN

JENIS BARANG	BERAT BERSIH (KG)		PERUB	NILAI FOB (US \$)		PERUB
	JAN-FEB 2008	JAN-FEB 2009	%	JAN-FEB 2008	JAN-FEB 2009	%
(1)	(2)	(3)	(4)	(5)	(6)	(7)
JORDAN	60	76,600	127,566.67	8,000	75,224	840.30
LEBANON	22,287	24,809	11.32	74,656	122,925	64.66
YEMEN	893,254	342,141	-61.70	2,003,990	544,190	-72.84
OMAN	13,757	664,935	4,733.43	34,911	6,417,970	18,283.80
SYRIA ARAB REPUBLIC	0	3,681,907	-	0	8,674,662	-
TURKEY	132,324	75,996	-42.57	285,456	144,869	-49.25
UNITED ARAB EMIRATES	25,518,677	3,902,831	-84.71	22,017,423	3,464,202	-84.27
QATAR	210,419	380,684	80.92	1,330,286	1,508,994	13.43
BAHRAIN	7,818	345	-95.59	18,176	6,370	-64.95
CYPRUS	43	1,821	4,134.88	202	491	143.07
EGYPT	896,926	1,306,994	45.72	498,192	1,168,647	134.58
TUNISIA	1,977,358	199	-99.99	2,696,627	1,825	-99.93
ALGERIA	24,235	680,490	2,707.88	183,073	1,207,323	559.48
SUDAN	10,329	13	-99.87	34,883	650	-98.14
TANZANIA, UNITED REPUBLIC O	65	72	10.77	31	40	29.03
MADAGASCAR	365,031	1,882	-99.48	337,974	6,432	-98.10
KENYA	44,907	53,161	18.38	106,427	35,064	-67.05
REUNION	6,253	5,487	-12.25	9,624	8,466	-12.03
LIBERIA	0	49,310	-	0	31,010	-
ANGOLA	549,807	587,716	6.89	975,436	711,736	-27.03
CAMEROON	16,824	0	-100.00	33,538	0	-100.00
NIGERIA	23,320	111,205	376.87	65,720	175,749	167.42
GABON	269	150	-44.24	222	1,960	782.88
COTE D'IVOIRE	0	7,548	-	0	9,417	-
SENEGAL	281	4,448	1,482.92	353	4,243	1,101.98
MAURITANIA	57,347	135,689	136.61	169,148	532,886	215.04
BENIN	17,170	18,721	9.03	13,733	53,595	290.26
BURKINA FASO	0	3,644	-	0	11,022	-
SEYCHELLES	2,282	11,570	407.01	3,612	31,052	759.69
DJIBOUTI	6,714	0	-100.00	1,886	0	-100.00
SOUTH AFRICA	803,283	320,362	-60.12	1,143,966	839,638	-26.60
ZAMBIA	40,945	0	-100.00	76,610	0	-100.00
MAURITIUS	983,497	648,814	-34.03	1,618,952	1,033,802	-36.14
VIRGIN ISLANDS (BRITISH)	0	2,567	-	0	973	-
AUSTRALIA	22,584,728	13,940,449	-38.27	17,612,238	22,426,232	27.33
NEW ZEALAND	426,955	1,477,311	246.01	499,837	1,793,905	258.90
GUAM	9,671	89	-99.08	4,250	573	-86.52
NEW CALEDONIA	7,510	2,988	-60.21	21,850	5,903	-72.98
VANUATU	1,192	0	-100.00	2,815	0	-100.00
WALLIS AND FUTUNA ISLANDS	158	0	-100.00	276	0	-100.00
COOK ISLANDS	39	0	-100.00	25	0	-100.00
FIJI	18,569	17,195	-7.40	25,182	28,841	14.53
SOLOMON ISLANDS	4,943	0	-100.00	13,714	0	-100.00
EAST TIMOR	412,500	1,338,922	224.59	477,080	1,138,787	138.70
UNITED STATES	9,292,232	7,275,770	-21.70	23,732,394	21,337,153	-10.09
CANADA	283,817	332,819	17.27	1,451,826	433,168	-70.16
MEXICO	197,652	4,915,659	2,387.03	453,076	12,812,098	2,727.80
GUATEMALA	0	36,187	-	0	105,365	-
NICARAGUA	794	0	-100.00	962	0	-100.00
PANAMA	0	115	-	0	501	-
SURINAME	8,904	0	-100.00	14,800	0	-100.00
CHILE	19,900	155,272	680.26	49,150	246,432	401.39
VENEZUELA	1,848	508,734	27,428.90	93,826	1,169,021	1,145.95
ARGENTINA	24,907	6,054	-75.69	174,258	62,080	-64.37
BRAZIL	247,310	41,204	-83.34	683,270	116,714	-82.92
COLOMBIA	20,131	277,264	1,277.30	44,077	1,995,013	4,426.20
ECUADOR	114,809	370	-99.68	373,322	1,054	-99.72
PERU	123,644	87,573	-29.17	204,448	172,821	-15.47
TRINIDAD AND TOBAGO	0	99,419	-	0	294,156	-
JAMAICA	0	802	-	0	660	-
PUERTO RICO	62	95	53.23	243	566	132.92
DOMINICAN REPUBLIC	173	397	129.48	250	1,177	370.80
COSTA RICA	11	3,246	29,409.09	45	3,579	7,853.33
FRENCH GUIANA	1,151	2,061	79.06	3,979	5,042	26.72
FRENCH POLYNESIA	4,109	1,320	-67.88	3,013	1,955	-35.11
MARTINIQUE	325	684	110.46	1,120	803	-28.30
NETHERLANDS ANTILLES	1,658	948	-42.82	5,228	1,074	-79.46
TURKS AND CAICOS ISLANDS	128	0	-100.00	212	0	-100.00
GUADELOUPE	1,055	312	-70.43	1,467	395	-73.07
UNITED KINGDOM	11,017,397	681,358	-93.82	7,816,485	1,682,934	-78.47
NETHERLANDS	22,990,026	13,954,530	-39.30	19,226,643	10,683,395	-44.43
FRANCE	82,828	72,588	-12.36	389,127	277,155	-28.78
GERMANY, FED. REP. OF	18,941,719	432,311	-97.72	14,775,935	2,101,459	-85.78
AUSTRIA	441	100,433	22,673.92	665	108,182	16,167.97
BELGIUM	171,890	397,011	130.97	766,672	1,112,119	45.06
SWITZERLAND	17,247	9,033	-47.63	48,423	22,177	-54.20
DENMARK	4,924,763	2,888	-99.94	3,053,888	8,122	-99.73
NORWAY	6,871	817	-88.11	16,040	4,305	-73.16

TABEL 5. PERKEMBANGAN EKSPOR INDONESIA MENURUT KOMODITI DAN NEGARA TUJUAN

JENIS BARANG	BERAT BERSIH (KG)		PERUB	NILAI FOB (US \$)		PERUB
	JAN-FEB 2008	JAN-FEB 2009	%	JAN-FEB 2008	JAN-FEB 2009	%
(1)	(2)	(3)	(4)	(5)	(6)	(7)
SWEDEN	17,589	3,445	-80.41	109,141	29,099	-73.34
FINLAND	7,544	3,013	-60.06	59,128	46,209	-21.85
IRELAND	67	492,500	734,974.63	71	343,285	483,400.00
ITALY	507,547	372,139	-26.68	1,073,995	785,464	-26.87
SPAIN	50,639	65,419	29.19	270,493	205,394	-24.07
PORTUGAL	100,575	5,323	-94.71	99,670	36,061	-63.82
GREECE	10,535	7,685	-27.05	20,125	53,143	164.06
HUNGARY	348	127	-63.51	833	340	-59.18
POLAND	17,281	1,004	-94.19	31,086	5,968	-80.80
ROMANIA	363	357	-1.65	1,710	1,433	-16.20
BULGARIA	1,168	0	-100.00	2,156	0	-100.00
YUGOSLAVIA	0	213	-	0	473	-
KAZAKHSTAN	0	563,659	-	0	2,359,228	-
UKRAINE	15,542	0	-100.00	28,271	0	-100.00
LITHUANIA	0	1,086	-	0	3,025	-
ESTONIA	107,693	0	-100.00	219,139	0	-100.00
CROATIA	8,453	0	-100.00	25,385	0	-100.00
BOSNIA AND HERZEGOVINA	170	0	-100.00	798	0	-100.00
MALTA	962	86	-91.06	3,249	413	-87.29
SLOVAKIA	72	23,251	32,193.06	2,058	57,772	2,707.19
SLOVENIA	5,287	5,897	11.54	20,009	16,930	-15.39
CZECH REPUBLIC	382	83,391	21,730.10	2,323	161,916	6,870.12
RUSSIA FEDERATION	257,211	105	-99.96	764,843	74	-99.99
-TEMBAGA	50,196,816	50,309,090	0.22	389,288,464	252,855,792	-35.05
JAPAN	588,460	255,297	-56.62	16,429,065	48,795,725	197.01
HONG KONG	1,663,876	1,074,294	-35.43	10,998,935	3,252,647	-70.43
KOREA, REPUBLIC OF	1,110,995	4,482,883	303.50	47,546,749	53,704,125	12.95
TAIWAN	4,805,704	1,283,232	-73.30	32,878,277	4,642,603	-85.88
CHINA	12,612,786	12,679,592	0.53	56,471,867	41,440,301	-26.62
THAILAND	10,974,823	6,951,467	-36.66	77,743,005	24,126,254	-68.97
SINGAPORE	3,856,586	13,311,726	245.17	48,735,623	41,562,728	-14.72
PHILIPPINES	3,010,055	815,221	-72.92	22,311,193	3,668,441	-83.56
MALAYSIA	9,537,399	7,545,585	-20.88	67,169,893	24,828,209	-63.04
BRUNEI DARUSSALAM	0	14	-	0	52	-
VIET NAM	750,018	1,102,798	47.04	5,213,129	3,596,964	-31.00
MALDIVES	0	2,057	-	0	19,257	-
INDIA	79,924	100,392	25.61	564,570	317,765	-43.72
PAKISTAN	96,525	498,014	415.94	653,700	1,470,975	125.02
BANGLADESH	0	42,720	-	0	151,664	-
SAUDI ARABIA	0	5,227	-	0	83,575	-
OMAN	0	390	-	0	2,579	-
UNITED ARAB EMIRATES	0	686	-	0	6,215	-
QATAR	3,021	0	-100.00	2,275	0	-100.00
BAHRAIN	0	59	-	0	656	-
MADAGASCAR	250,000	0	-100.00	112,500	0	-100.00
KENYA	5,984	0	-100.00	27,882	0	-100.00
ANGOLA	0	41	-	0	513	-
SOUTH AFRICA	1,091	481	-55.91	924	456	-50.65
AUSTRALIA	3,168	4,707	48.58	11,326	32,064	183.10
VANUATU	272	0	-100.00	512	0	-100.00
FIJI	976	0	-100.00	4,008	0	-100.00
TUVALU	0	437	-	0	655	-
UNITED STATES	796,243	78,767	-90.11	2,069,650	554,012	-73.23
CANADA	24,793	18,989	-23.41	236,454	152,040	-35.70
VENEZUELA	20	0	-100.00	174	0	-100.00
BRAZIL	0	12,427	-	0	201,074	-
UNITED KINGDOM	10,835	202	-98.14	43,863	308	-99.30
NETHERLANDS	5,194	2,267	-56.35	38,216	28,714	-24.86
FRANCE	13	419	3,123.08	300	19,926	6,542.00
GERMANY, FED. REP. OF	784	30,351	3,771.30	8,315	95,322	1,046.39
BELGIUM	94	5,912	6,189.36	95	86,202	90,638.95
SWITZERLAND	0	16	-	0	50	-
SWEDEN	2,925	0	-100.00	2,464	0	-100.00
ITALY	479	2,141	346.97	1,158	10,925	843.44
SPAIN	2,650	0	-100.00	5,700	0	-100.00
PORTUGAL	0	7	-	0	14	-
GREECE	1,090	0	-100.00	3,941	0	-100.00
SLOVAKIA	33	272	724.24	2,701	2,782	3.00
-SENG	831,719	619,401	-25.53	1,326,442	649,256	-51.05
JAPAN	561,922	239,382	-57.40	887,426	263,409	-70.32
TAIWAN	13,596	9,570	-29.61	3,960	1,980	-50.00
CHINA	70,384	3,467	-95.07	142,058	7,791	-94.52
PAPUA NEW GUINEA	172	0	-100.00	165	0	-100.00
THAILAND	38,031	0	-100.00	52,575	0	-100.00
SINGAPORE	45,595	143,228	214.13	80,693	113,848	41.09
PHILIPPINES	16,742	20,519	22.56	25,402	41,214	62.25

TABEL 5. PERKEMBANGAN EKSPOR INDONESIA MENURUT KOMODITI DAN NEGARA TUJUAN

JENIS BARANG	BERAT BERSIH (KG)		PERUB	NILAI FOB (US \$)		PERUB
	JAN-FEB 2008	JAN-FEB 2009	%	JAN-FEB 2008	JAN-FEB 2009	%
(1)	(2)	(3)	(4)	(5)	(6)	(7)
VIET NAM	232	1,516	553.45	1,494	3,991	167.14
INDIA	45,310	0	-100.00	86,089	0	-100.00
KENYA	8,000	0	-100.00	13,216	0	-100.00
NIGERIA	20,000	0	-100.00	20,000	0	-100.00
GAMBIA	0	251	-	0	235	-
AMERICAN SAMOA	2,021	0	-100.00	2,721	0	-100.00
EAST TIMOR	9,686	201,468	1,979.99	10,450	216,788	1,974.53
UNITED STATES	18	0	-100.00	100	0	-100.00
UNITED KINGDOM	9	0	-100.00	91	0	-100.00
FRANCE	1	0	-100.00	2	0	-100.00
-LOGAM TIDAK MULIA LAIN	144,652,381	6,968,318	-95.18	40,670,950	24,811,865	-38.99
JAPAN	1,328,172	967,114	-27.18	5,357,937	4,248,071	-20.71
HONG KONG	256,562	130,481	-49.14	761,062	455,581	-40.14
KOREA, REPUBLIC OF	64,450,624	30,096	-99.95	4,795,936	59,238	-98.76
TAIWAN	56,142	24,093	-57.09	116,653	114,657	-1.71
CHINA	273,585	170,923	-37.52	448,781	265,649	-40.81
MACAU	0	2	-	0	2	-
PAPUA NEW GUINEA	69,067	210,138	204.25	181,673	806,022	343.67
THAILAND	487,546	428,497	-12.11	3,919,111	2,410,514	-38.49
SINGAPORE	3,440,664	2,006,590	-41.68	5,486,697	4,331,559	-21.05
PHILIPPINES	644,489	397,795	-38.28	969,499	1,062,250	9.57
MALAYSIA	662,208	442,887	-33.12	2,749,313	1,701,612	-38.11
CAMBODIA	4,325	7,442	72.07	6,550	18,769	186.55
BRUNEI DARUSSALAM	331	10,027	2,929.31	1,102	134,347	12,091.20
LAO PEOPLE'S DEMOCRATIC RE	0	3,694	-	0	6,731	-
VIET NAM	304,091	119,530	-60.69	1,334,148	734,872	-44.92
MALDIVES	5,604	1,384	-75.30	29,015	2,348	-91.91
INDIA	69,264,198	75,986	-99.89	2,243,763	115,338	-94.86
PAKISTAN	43,772	43,954	0.42	164,001	200,246	22.10
BANGLADESH	0	9,013	-	0	7,711	-
SRI LANKA	24,457	57,453	134.91	44,805	73,088	63.12
IRAN (ISLAMIC REPUBLIC OF)	25,841	437	-98.31	41,959	1,392	-96.68
SAUDI ARABIA	32,405	1,984	-93.88	63,004	7,376	-88.29
ISRAEL	2,053	283	-86.22	2,600	183	-92.96
KUWAIT	19,005	0	-100.00	25,832	0	-100.00
JORDAN	13,206	6,943	-47.43	38,517	17,732	-53.96
LEBANON	351	778	121.65	169	817	383.43
OMAN	6,136	0	-100.00	22,113	0	-100.00
SYRIA ARAB REPUBLIC	39,999	0	-100.00	42,660	0	-100.00
TURKEY	31,959	368	-98.85	150,608	43,232	-71.30
UNITED ARAB EMIRATES	407,379	204,387	-49.83	581,063	592,399	1.95
QATAR	7,200	267	-96.29	7,404	33,281	349.50
BAHRAIN	197	19,999	10,051.78	280	23,450	8,275.00
CYPRUS	51,384	0	-100.00	59,255	0	-100.00
EGYPT	10,571	249	-97.64	19,266	6,500	-66.26
LIBYAN ARAB JAMAHIRIYA	0	549	-	0	5,115	-
MOROCCO	14,709	21	-99.86	17,052	405	-97.62
ALGERIA	288	0	-100.00	8,065	0	-100.00
ETHIOPIA	49,439	0	-100.00	51,978	0	-100.00
TANZANIA, UNITED REPUBLIC O	32	0	-100.00	7,710	0	-100.00
MADAGASCAR	6,338	915	-85.56	3,792	181	-95.23
KENYA	16,591	50,810	206.25	61,820	156,789	153.62
REUNION	2,238	1,780	-20.46	3,992	2,709	-32.14
MOZAMBIQUE	0	18	-	0	5,256	-
GHANA	0	198	-	0	68,398	-
LIBERIA	17,722	3,425	-80.67	67,470	107,718	59.65
ANGOLA	0	690	-	0	8,501	-
NIGERIA	212,715	0	-100.00	483,723	0	-100.00
SIERRA LEONE	4,129	0	-100.00	21,501	0	-100.00
BENIN	57,534	0	-100.00	42,080	0	-100.00
SEYCHELLES	0	4	-	0	11	-
SOUTH AFRICA	39,377	52,795	34.08	90,753	323,649	256.63
MAURITIUS	4,085	2,267	-44.50	25,812	12,371	-52.07
AUSTRALIA	331,652	198,416	-40.17	1,828,528	1,479,869	-19.07
NEW ZEALAND	39,459	3,194	-91.91	91,592	27,096	-70.42
GUAM	105	5,800	5,423.81	652	10,614	1,527.91
NEW CALEDONIA	31,691	20,805	-34.35	116,383	64,631	-44.47
VANUATU	49	4,836	9,769.39	28	8,090	28,792.86
FIJI	2,584	6,307	144.08	33,702	31,397	-6.84
TONGA	928	0	-100.00	703	0	-100.00
EAST TIMOR	27,198	259,788	855.17	34,695	208,931	502.19
UNITED STATES	381,508	111,051	-70.89	3,198,584	1,280,630	-59.96
CANADA	56,667	18,485	-67.38	567,949	111,950	-80.29
MEXICO	2,838	121	-95.74	28,885	1,143	-96.04
HONDURAS	0	96	-	0	336	-
PANAMA	0	19,925	-	0	100,000	-
SURINAME	143	1	-99.30	1,360	334	-75.44

TABEL 5. PERKEMBANGAN EKSPOR INDONESIA MENURUT KOMODITI DAN NEGARA TUJUAN

JENIS BARANG	BERAT BERSIH (KG)		PERUB	NILAI FOB (US \$)		PERUB
	JAN-FEB 2008	JAN-FEB 2009	%	JAN-FEB 2008	JAN-FEB 2009	%
(1)	(2)	(3)	(4)	(5)	(6)	(7)
CHILE	3,373	2,198	-34.84	41,663	30,905	-25.82
VENEZUELA	4,415	475	-89.24	14,061	512	-96.36
ARGENTINA	5,285	12,167	130.22	50,031	317,192	533.99
BRAZIL	9,871	15,865	60.72	88,863	240,789	170.97
COLOMBIA	110	0	-100.00	7,782	0	-100.00
PERU	0	285	-	0	335	-
TRINIDAD AND TOBAGO	0	370	-	0	1,098	-
BAHAMAS	464	0	-100.00	552	0	-100.00
JAMAICA	400	0	-100.00	570	0	-100.00
PUERTO RICO	185	27	-85.41	1,678	226	-86.53
COSTA RICA	3,749	640	-82.93	9,892	515	-94.79
BARBADOS	0	9,130	-	0	20,170	-
ANTIGUA AND BARBUDA	273	0	-100.00	662	0	-100.00
ARUBA	764	0	-100.00	1,238	0	-100.00
BERMUDA	223	346	55.16	1,054	1,014	-3.80
FRENCH GUIANA	229	0	-100.00	793	0	-100.00
FRENCH POLYNESIA	6,165	1,813	-70.59	9,515	5,507	-42.12
MARTINIQUE	874	0	-100.00	978	0	-100.00
NETHERLANDS ANTILLES	243	97	-60.08	1,840	339	-81.58
GUADELOUPE	32	0	-100.00	74	0	-100.00
UNITED KINGDOM	357,799	23,482	-93.44	831,799	194,156	-76.66
NETHERLANDS	72,542	46,941	-35.29	408,221	417,222	2.20
FRANCE	52,366	27,589	-47.32	159,579	124,420	-22.03
GERMANY, FED. REP. OF	395,226	391,590	-0.92	1,350,138	1,145,248	-15.18
AUSTRIA	7,551	1,737	-77.00	91,621	4,396	-95.20
BELGIUM	105,417	5,756	-94.54	221,683	12,013	-94.58
SWITZERLAND	3,661	6,191	69.11	76,371	88,794	16.27
LUXEMBOURG	2,100	0	-100.00	6,216	0	-100.00
DENMARK	1,477	16,967	1,048.75	6,045	27,015	346.90
NORWAY	376	113	-69.95	3,348	6,740	101.31
SWEDEN	31,396	34,167	8.83	125,472	136,850	9.07
FINLAND	1,056	16	-98.48	1,703	32	-98.12
IRELAND	62,356	0	-100.00	97,882	0	-100.00
ITALY	96,446	182,846	89.58	161,421	356,136	120.63
SPAIN	114,023	35,770	-68.63	287,136	122,533	-57.33
PORTUGAL	18,036	1,317	-92.70	16,847	2,532	-84.97
GREECE	27,804	1,249	-95.51	49,342	2,462	-95.01
HUNGARY	108	82	-24.07	200	887	343.50
POLAND	550	1,002	82.18	42,997	8,079	-81.21
ROMANIA	288	0	-100.00	618	0	-100.00
BULGARIA	1,229	4,390	257.20	21,080	20,266	-3.86
UKRAINE	0	555	-	0	1,218	-
ESTONIA	0	61	-	0	117	-
CROATIA	343	6,587	1,820.41	3,128	23,049	636.86
SLOVAKIA	2	32	1,500.00	10	594	5,840.00
SLOVENIA	0	1,242	-	0	2,901	-
RUSSIA FEDERATION	32	132	312.50	23,262	4,512	-80.60
-PAKAIAN JADI	68,572,573	61,364,788	-10.51	1,016,504,599	975,994,362	-3.99
JAPAN	1,665,474	1,723,495	3.48	21,952,400	25,454,668	15.95
HONG KONG	126,929	161,038	26.87	2,445,427	3,029,469	23.88
KOREA, REPUBLIC OF	176,066	532,002	202.16	3,247,600	4,941,011	52.14
TAIWAN	43,975	37,504	-14.72	770,233	760,291	-1.29
CHINA	195,022	123,145	-36.86	4,179,445	3,196,212	-23.53
MACAU	14	0	-100.00	295	0	-100.00
PAPUA NEW GUINEA	55,495	51,477	-7.24	125,907	212,134	68.48
THAILAND	210,714	186,865	-11.32	1,737,322	2,008,077	15.58
SINGAPORE	584,891	611,672	4.58	5,765,122	6,849,802	18.81
PHILIPPINES	62,321	115,966	86.08	725,078	1,441,874	98.86
MALAYSIA	1,360,207	1,392,968	2.41	6,987,066	11,852,860	69.64
MYANMAR (FORM. BURMA)	7,050	3,169	-55.05	125,600	33,979	-72.95
CAMBODIA	1,208	0	-100.00	8,372	0	-100.00
BRUNEI DARUSSALAM	46,840	28,034	-40.15	332,051	260,739	-21.48
LAO PEOPLE'S DEMOCRATIC RE	2,083	0	-100.00	39,609	0	-100.00
NEPAL	8,119	27,522	238.98	99,074	173,301	74.92
VIET NAM	24,028	111,315	363.27	292,825	796,676	172.07
MALDIVES	9,184	3,786	-58.78	25,731	24,572	-4.50
INDIA	47,423	25,456	-46.32	447,987	316,114	-29.44
PAKISTAN	111,868	216,735	93.74	1,503,453	1,885,835	25.43
BANGLADESH	4,276	18,470	331.95	9,225	117,435	1,173.01
SRI LANKA	330,016	298,429	-9.57	1,760,180	1,793,287	1.88
IRAQ	0	1,255	-	0	25,000	-
IRAN (ISLAMIC REPUBLIC OF)	23,195	27,132	16.97	108,971	127,184	16.71
SAUDI ARABIA	1,087,648	1,136,368	4.48	10,398,335	10,172,050	-2.18
ISRAEL	355	4,487	1,163.94	11,652	104,843	799.79
KUWAIT	76,001	151,759	99.68	605,532	1,500,775	147.84
JORDAN	680	24,598	3,517.35	4,741	157,500	3,222.08
LEBANON	511	2,366	363.01	21,923	51,970	137.06

TABEL 5. PERKEMBANGAN EKSPOR INDONESIA MENURUT KOMODITI DAN NEGARA TUJUAN

JENIS BARANG	BERAT BERSIH (KG)		PERUB	NILAI FOB (US \$)		PERUB
	JAN-FEB 2008	JAN-FEB 2009	%	JAN-FEB 2008	JAN-FEB 2009	%
(1)	(2)	(3)	(4)	(5)	(6)	(7)
YEMEN	67,700	68,879	1.74	576,497	551,238	-4.38
OMAN	5,216	1,485	-71.53	7,741	19,305	149.39
SYRIA ARAB REPUBLIC	0	22,644	-	0	287,400	-
TURKEY	84,244	59,471	-29.41	1,856,604	1,208,705	-34.90
UNITED ARAB EMIRATES	1,744,136	1,658,976	-4.88	18,425,384	18,866,910	2.40
QATAR	494	907	83.60	22,997	21,473	-6.63
BAHRAIN	15,807	10,097	-36.12	83,592	55,775	-33.28
CYPRUS	3,912	6,476	65.54	50,562	100,094	97.96
EGYPT	262,855	192,865	-26.63	3,300,233	3,087,503	-6.45
LIBYAN ARAB JAMAHIRIYA	12,364	185,933	1,403.83	49,283	703,495	1,327.46
MOROCCO	354	764	115.82	12,023	24,800	106.27
TUNISIA	3,339	0	-100.00	19,881	0	-100.00
ALGERIA	38,378	5,059	-86.82	482,612	10,937	-97.73
SUDAN	328,430	512,461	56.03	3,622,578	4,743,759	30.95
NAMIBIA	0	77	-	0	214	-
ETHIOPIA	46,816	15,048	-67.86	551,760	150,480	-72.73
TANZANIA, UNITED REPUBLIC O	330,106	284,394	-13.85	163,873	133,121	-18.77
MADAGASCAR	25,837	9,182	-64.46	12,078	9,072	-24.89
SOMALIA	8,385	24,953	197.59	86,406	84,757	-1.91
KENYA	97,190	128,385	32.10	176,043	306,493	74.10
REUNION	4,081	10,340	153.37	11,473	31,932	178.32
MOZAMBIQUE	91,796	29,876	-67.45	484,296	14,220	-97.06
EQUATORIAL GUINEA	8,367	0	-100.00	15,903	0	-100.00
TOGO	2,154,702	1,817,886	-15.63	3,251,922	3,798,928	16.82
LIBERIA	75,400	12,799	-83.03	93,770	119,400	27.33
GUINEA	367,060	197,047	-46.32	453,375	715,430	57.80
ANGOLA	291,460	220,949	-24.19	16,192	12,525	-22.65
CONGO	179,997	92,726	-48.48	194,697	115,242	-40.81
CAMEROON	120,000	110,343	-8.05	183,680	160,448	-12.65
NIGERIA	45,543	1,087	-97.61	157,151	3,715	-97.64
SIERRA LEONE	0	42	-	0	126	-
GABON	25,015	11,187	-55.28	14,821	6,526	-55.97
COTE D'IVOIRE	72,000	107,995	49.99	75,356	88,373	17.27
SENEGAL	613,634	338,601	-44.82	523,059	273,804	-47.65
MAURITANIA	11,920	5,724	-51.98	30,350	14,800	-51.24
BENIN	558,736	250,093	-55.24	2,806,015	828,965	-70.46
GAMBIA	60,850	59,833	-1.67	84,600	383,613	353.44
SEYCHELLES	196	5	-97.45	2,984	16	-99.46
UGANDA	0	45,997	-	0	201,143	-
DJIBOUTI	40,561	0	-100.00	166,771	0	-100.00
SAO TOME AND PRINCIPE	0	1,776	-	0	630	-
SOUTH AFRICA	181,748	437,216	140.56	2,415,517	4,387,521	81.64
MALAWI	11,959	14,868	24.32	6,975	14,850	112.90
MAURITIUS	19,396	36,843	89.95	156,138	174,406	11.70
VIRGIN ISLANDS (BRITISH)	0	511	-	0	1,973	-
AUSTRALIA	327,669	348,053	6.22	6,625,477	7,118,082	7.44
NEW ZEALAND	41,764	26,555	-36.42	700,991	545,714	-22.15
GUAM	1,134	214	-81.13	1,430	2,425	69.58
PALAU	111	0	-100.00	686	0	-100.00
NEW CALEDONIA	20,118	12,760	-36.57	212,874	94,022	-55.83
VANUATU	958	3,783	294.89	2,454	1,750	-28.69
WALLIS AND FUTUNA ISLANDS	3,528	762	-78.40	6,151	1,142	-81.43
AMERICAN SAMOA	1,408	0	-100.00	14,328	0	-100.00
COOK ISLANDS	505	0	-100.00	6,039	0	-100.00
FIJI	6,387	2,410	-62.27	27,786	19,264	-30.67
SOLOMON ISLANDS	3,440	0	-100.00	9,173	0	-100.00
TUVALU	1,192	0	-100.00	3,053	0	-100.00
EAST TIMOR	9,380	38,524	310.70	17,523	59,042	236.94
UNITED STATES	39,180,214	33,395,945	-14.76	624,919,431	567,098,539	-9.25
CANADA	1,003,699	1,054,213	5.03	22,942,459	23,546,355	2.63
MEXICO	448,119	364,133	-18.74	7,340,929	6,619,572	-9.83
GUATEMALA	0	711	-	0	5,862	-
HONDURAS	0	614	-	0	43,802	-
NICARAGUA	203	0	-100.00	247	0	-100.00
PANAMA	239,703	224,511	-6.34	2,424,101	2,735,962	12.87
SURINAME	340	14	-95.88	3,154	467	-85.19
CHILE	30,990	21,337	-31.15	375,928	268,448	-28.59
VENEZUELA	1,352	2,520	86.39	54,934	83,952	52.82
ARGENTINA	23,534	63,130	168.25	478,507	1,569,496	228.00
BRAZIL	145,894	225,097	54.29	1,730,173	2,661,344	53.82
COLOMBIA	1,531	3,128	104.31	42,221	88,519	109.66
BOLIVIA	8	33	312.50	343	1,269	269.97
URUGUAY	6,351	4,917	-22.58	122,696	128,443	4.68
PARAGUAY	117	2,910	2,387.18	836	74,963	8,866.87
ECUADOR	4,549	2,199	-51.66	76,472	45,418	-40.61
PERU	995	1,719	72.76	33,413	45,057	34.85
BAHAMAS	953	0	-100.00	2,462	0	-100.00
JAMAICA	230	339	47.39	329	5,031	1,429.18

TABEL 5. PERKEMBANGAN EKSPOR INDONESIA MENURUT KOMODITI DAN NEGARA TUJUAN

JENIS BARANG	BERAT BERSIH (KG)		PERUB	NILAI FOB (US \$)		PERUB
	JAN-FEB 2008	JAN-FEB 2009	%	JAN-FEB 2008	JAN-FEB 2009	%
(1)	(2)	(3)	(4)	(5)	(6)	(7)
PUERTO RICO	34,069	20,813	-38.91	344,805	261,735	-24.09
BELIZE	0	5,722	-	0	33,354	-
DOMINICAN REPUBLIC	1,654	2,273	37.42	8,507	11,281	32.61
EL SALVADOR	0	8	-	0	23	-
COSTA RICA	338	6,995	1,969.53	8,496	67,610	695.79
HAITI	0	40	-	0	78	-
BARBADOS	34	82	141.18	3,184	6,726	111.24
ANTIGUA AND BARBUDA	169	0	-100.00	2,052	0	-100.00
ARUBA	130	0	-100.00	418	0	-100.00
BERMUDA	251	1,526	507.97	1,191	4,473	275.57
CAYMAN ISLANDS	192	0	-100.00	50	0	-100.00
FRENCH GUIANA	457	0	-100.00	1,592	0	-100.00
FRENCH POLYNESIA	29,874	1,904	-93.63	91,366	17,646	-80.69
GREENLAND	46	0	-100.00	1,198	0	-100.00
MARTINIQUE	3,650	388	-89.37	17,055	10,324	-39.47
NETHERLANDS ANTILLES	34,306	36,350	5.96	329,115	365,714	11.12
SAINT LUCIA	38	0	-100.00	1,178	0	-100.00
GAUDELOUPE	1,541	218	-85.85	4,926	426	-91.35
SAINT KITTS AND NEVIS	317	532	67.82	3,382	10,093	198.43
UNITED KINGDOM	2,727,869	2,755,497	1.01	49,837,761	54,818,635	9.99
NETHERLANDS	993,216	1,201,748	21.00	20,398,209	23,783,462	16.60
FRANCE	837,247	775,606	-7.36	16,965,006	16,267,784	-4.11
GERMANY, FED. REP. OF	4,558,035	3,532,027	-22.51	88,358,346	76,177,934	-13.79
AUSTRIA	79,279	25,411	-67.95	1,589,870	1,340,275	-15.70
BELGIUM	1,129,976	815,075	-27.87	24,404,966	20,333,237	-16.68
SWITZERLAND	103,459	87,470	-15.45	2,169,178	2,074,382	-4.37
LUXEMBOURG	890	0	-100.00	7,638	0	-100.00
DENMARK	66,173	27,238	-58.84	890,964	534,069	-40.06
NORWAY	40,865	28,951	-29.15	762,351	780,961	2.44
SWEDEN	120,936	81,371	-32.72	1,833,732	1,576,079	-14.05
FINLAND	4,141	11,557	179.09	81,483	158,218	94.17
IRELAND	102,340	80,265	-21.57	1,591,945	1,446,448	-9.14
ITALY	650,462	568,951	-12.53	14,269,113	16,695,270	17.00
SPAIN	618,060	1,052,101	70.23	8,725,317	17,602,217	101.74
PORTUGAL	4,254	25,899	508.82	57,801	212,901	268.33
GREECE	43,748	29,585	-32.37	665,155	708,603	6.53
DEMOCRATIC REPUBLIC OF THE	50,996	35,997	-29.41	238,467	19,526	-91.81
HUNGARY	5,592	7,745	38.50	120,536	199,444	65.46
POLAND	72,797	34,451	-52.68	1,037,508	769,833	-25.80
ROMANIA	1,215	7,377	507.16	31,598	153,733	386.53
BULGARIA	430	2,679	523.02	14,905	77,415	419.39
YUGOSLAVIA	3,209	3,159	-1.56	63,057	72,687	15.27
KAZAKHSTAN	2,882	3,228	12.01	84,076	81,960	-2.52
UKRAINE	221,000	71,764	-67.53	2,861,983	1,382,231	-51.70
LITHUANIA	0	38	-	0	107	-
LATVIA	1,229	0	-100.00	11,390	0	-100.00
ESTONIA	635	1,834	188.82	18,982	30,076	58.44
CROATIA	1,755	1,388	-20.91	25,544	43,225	69.22
MALTA	32,932	7,956	-75.84	259,556	74,880	-71.15
SLOVAKIA	2,223	979	-55.96	41,669	42,846	2.82
SLOVENIA	2,072	839	-59.51	30,912	20,832	-32.61
CZECH REPUBLIC	14,325	11,991	-16.29	513,747	411,150	-19.97
RUSSIA FEDERATION	193,312	188,416	-2.53	5,170,371	5,448,744	5.38
-KAIN TENUN	46,208,400	31,967,848	-30.82	247,760,560	176,288,156	-28.85
JAPAN	5,190,717	4,827,195	-7.00	22,529,711	20,026,526	-11.11
HONG KONG	598,651	422,676	-29.40	3,973,714	2,882,194	-27.47
KOREA, REPUBLIC OF	770,457	875,245	13.60	3,075,291	3,286,600	6.87
TAIWAN	752,032	1,048,032	39.36	4,503,813	3,517,146	-21.91
CHINA	1,625,321	682,168	-58.03	7,297,979	5,280,134	-27.65
MACAU	28,341	27,328	-3.57	170,724	129,481	-24.16
PAPUA NEW GUINEA	49,243	86,135	74.92	284,038	536,540	88.90
THAILAND	1,069,443	968,793	-9.41	5,810,508	7,330,940	26.17
SINGAPORE	935,081	416,692	-55.44	12,248,350	3,041,863	-75.17
PHILIPPINES	476,545	606,990	27.37	2,747,130	2,609,991	-4.99
MALAYSIA	3,432,698	2,067,990	-39.76	13,160,542	10,479,404	-20.37
MYANMAR (FORM. BURMA)	171,160	180,238	5.30	1,099,669	1,381,388	25.62
CAMBODIA	265,491	192,738	-27.40	1,251,669	1,194,601	-4.56
BRUNEI DARUSSALAM	15,547	6,437	-58.60	125,471	45,664	-63.61
LAO PEOPLE'S DEMOCRATIC RE	40,612	17,945	-55.81	159,454	99,652	-37.50
NEPAL	290	38	-86.90	3,561	421	-88.18
VIET NAM	709,556	1,018,286	43.51	4,358,690	4,084,423	-6.29
MALDIVES	11,763	8,009	-31.91	25,774	39,867	54.68
INDIA	692,470	189,470	-72.64	3,757,957	1,203,785	-67.97
PAKISTAN	28,555	43,537	52.47	132,213	200,129	51.37
BANGLADESH	912,756	994,456	8.95	4,031,904	4,430,335	9.88
SRI LANKA	737,744	630,472	-14.54	5,448,919	4,231,400	-22.34
AFGHANISTAN	0	66,077	-	0	385,744	-

TABEL 5. PERKEMBANGAN EKSPOR INDONESIA MENURUT KOMODITI DAN NEGARA TUJUAN

JENIS BARANG	BERAT BERSIH (KG)		PERUB	NILAI FOB (US \$)		PERUB
	JAN-FEB 2008	JAN-FEB 2009	%	JAN-FEB 2008	JAN-FEB 2009	%
(1)	(2)	(3)	(4)	(5)	(6)	(7)
IRAN (ISLAMIC REPUBLIC OF)	192,738	166,502	-13.61	1,266,359	1,085,778	-14.26
SAUDI ARABIA	1,749,351	1,424,905	-18.55	11,751,456	9,960,989	-15.24
ISRAEL	10,481	15,189	44.92	26,936	50,744	88.39
KUWAIT	163,607	166,189	1.58	1,408,767	1,265,878	-10.14
JORDAN	214,603	161,777	-24.62	1,335,392	1,046,653	-21.62
LEBANON	50,939	71,665	40.69	282,315	326,922	15.80
YEMEN	166,057	146,586	-11.73	942,974	804,120	-14.73
OMAN	98,158	43,225	-55.96	661,883	276,225	-58.27
SYRIA ARAB REPUBLIC	418,670	310,421	-25.86	2,424,983	2,103,791	-13.25
TURKEY	4,585,474	3,092,476	-32.56	23,169,154	15,835,913	-31.65
UNITED ARAB EMIRATES	4,093,092	2,930,948	-28.39	28,348,919	24,942,185	-12.02
QATAR	14,239	6,801	-52.24	70,023	48,002	-31.45
BAHRAIN	2,632	18,413	599.58	26,797	144,583	439.55
CYPRUS	12,701	29,061	128.81	89,025	194,398	118.36
EGYPT	220,781	214,771	-2.72	1,377,100	1,288,942	-6.40
LIBYAN ARAB JAMAHIRIYA	87,653	36,633	-58.21	496,781	233,664	-52.96
MOROCCO	138,111	121,657	-11.91	842,232	657,823	-21.90
TUNISIA	20,044	9,655	-51.83	94,411	30,291	-67.92
ALGERIA	94,847	0	-100.00	390,359	0	-100.00
SUDAN	62,793	87,795	39.82	398,192	540,148	35.65
LESOTHO	259,231	46,286	-82.14	774,905	143,639	-81.46
ETHIOPIA	37,549	6,653	-82.28	195,233	41,372	-78.81
TANZANIA, UNITED REPUBLIC O	1,841	1,522	-17.33	870	1,968	126.21
MADAGASCAR	630	1,726	173.97	428	6,025	1,307.71
SOMALIA	8,836	0	-100.00	63,940	0	-100.00
KENYA	148,491	93,761	-36.86	767,259	447,753	-41.64
MOZAMBIQUE	11,072	9,249	-16.46	98,357	56,107	-42.96
TOGO	43,414	0	-100.00	238,440	0	-100.00
GHANA	38,326	52,329	36.54	212,464	265,437	24.93
NIGERIA	0	1,501	-	0	61,763	-
GABON	5,240	0	-100.00	3,135	0	-100.00
COTE D'IVOIRE	22,357	36,517	63.34	69,667	114,449	64.28
SENEGAL	2,899	3,733	28.77	2,700	3,600	33.33
MALI	77,140	0	-100.00	476,400	0	-100.00
BURKINA FASO	0	32,306	-	0	83,109	-
GAMBIA	3,930	0	-100.00	28,297	0	-100.00
SEYCHELLES	2,954	45	-98.48	30,797	410	-98.67
NIGER	54,405	0	-100.00	223,035	0	-100.00
DJIBOUTI	18,552	10,381	-44.04	132,576	55,899	-57.84
SAO TOME AND PRINCIPE	0	1,057	-	0	375	-
SOUTH AFRICA	811,531	524,663	-35.35	3,754,896	2,106,299	-43.91
ZIMBABWE	120,230	0	-100.00	366,023	0	-100.00
MAURITIUS	213,459	56,563	-73.50	754,301	343,668	-54.44
AUSTRALIA	519,054	536,998	3.46	2,105,106	1,673,608	-20.50
NEW ZEALAND	45,343	56,651	24.94	356,965	356,831	-0.04
NEW CALEDONIA	2,371	0	-100.00	5,950	0	-100.00
AMERICAN SAMOA	0	5,774	-	0	38,740	-
FIJI	52,361	15,515	-70.37	267,780	107,424	-59.88
EAST TIMOR	5,193	696	-86.60	9,582	1,563	-83.69
UNITED STATES	1,774,191	733,602	-58.65	14,887,101	5,854,678	-60.67
CANADA	152,809	160,549	5.07	1,046,215	1,086,816	3.88
MEXICO	579,595	236,816	-59.14	2,620,525	1,355,265	-48.28
GUATEMALA	74,080	14,401	-80.56	610,158	131,522	-78.44
HONDURAS	28,191	4,747	-83.16	188,924	34,074	-81.96
NICARAGUA	256,012	15,918	-93.78	960,778	63,404	-93.40
PANAMA	225,957	64,825	-71.31	1,220,203	532,028	-56.40
SURINAME	4,173	2,946	-29.40	24,031	10,906	-54.62
CHILE	41,805	41,598	-0.50	295,556	158,445	-46.39
VENEZUELA	10,521	8,765	-16.69	40,034	84,183	110.28
ARGENTINA	51,454	3,563	-93.08	304,069	44,390	-85.40
BRAZIL	433,500	258,843	-40.29	2,614,629	1,449,116	-44.58
COLOMBIA	72,457	84,515	16.64	435,622	479,049	9.97
URUGUAY	7,074	132	-98.13	24,614	2,993	-87.84
PARAGUAY	8,903	0	-100.00	61,862	0	-100.00
ECUADOR	0	12,421	-	0	103,132	-
PERU	127,149	4,267	-96.64	755,397	34,372	-95.45
JAMAICA	470	0	-100.00	3,997	0	-100.00
DOMINICAN REPUBLIC	13,055	7,547	-42.19	98,132	32,513	-66.87
EL SALVADOR	36,033	10,900	-69.75	196,251	38,251	-80.51
ARUBA	48	0	-100.00	95	0	-100.00
FRENCH GUIANA	0	957	-	0	3,196	-
FRENCH POLYNESIA	440	987	124.32	14,277	19,442	36.18
UNITED KINGDOM	1,093,952	344,821	-68.48	4,526,860	1,811,236	-59.99
NETHERLANDS	1,235,343	530,325	-57.07	5,410,259	2,360,424	-56.37
FRANCE	199,372	175,099	-12.17	1,982,571	1,608,048	-18.89
GERMANY, FED. REP. OF	1,008,778	378,488	-62.48	5,421,076	2,020,504	-62.73
AUSTRIA	3,136	757	-75.86	38,812	8,809	-77.30
BELGIUM	968,579	613,089	-36.70	2,993,306	2,096,792	-29.95

TABEL 5. PERKEMBANGAN EKSPOR INDONESIA MENURUT KOMODITI DAN NEGARA TUJUAN

JENIS BARANG	BERAT BERSIH (KG)		PERUB	NILAI FOB (US \$)		PERUB
	JAN-FEB 2008	JAN-FEB 2009	%	JAN-FEB 2008	JAN-FEB 2009	%
(1)	(2)	(3)	(4)	(5)	(6)	(7)
SWITZERLAND	40	509	1,172.50	95	3,257	3,328.42
DENMARK	37,914	32,770	-13.57	222,926	207,384	-6.97
NORWAY	2,997	0	-100.00	17,127	0	-100.00
SWEDEN	19,701	8,224	-58.26	107,185	54,957	-48.73
FINLAND	68,023	132,340	94.55	448,418	913,211	103.65
ITALY	2,653,124	615,271	-76.81	8,958,044	2,617,874	-70.78
SPAIN	619,022	478,864	-22.64	2,677,605	2,292,344	-14.39
PORTUGAL	121,684	38,404	-68.44	596,162	111,180	-81.35
GREECE	183,162	59,064	-67.75	1,061,287	324,368	-69.44
HUNGARY	77,390	71,634	-7.44	592,516	586,979	-0.93
POLAND	259,697	108,197	-58.34	1,721,182	775,681	-54.93
ROMANIA	9,075	40,783	349.40	55,453	262,934	374.16
BULGARIA	791	160,022	20,130.34	13,092	642,520	4,807.73
BELARUS	22,085	4,344	-80.33	190,022	38,015	-79.99
KAZAKHSTAN	94	179	90.43	3,214	4,221	31.33
KYRGYZSTAN	0	665	-	0	6,227	-
UKRAINE	115,882	45,629	-60.62	894,020	395,905	-55.72
UZBEKISTAN	39,498	0	-100.00	144,494	0	-100.00
LITHUANIA	0	9,264	-	0	56,229	-
LATVIA	210	0	-100.00	2,724	0	-100.00
ESTONIA	7,735	7,174	-7.25	25,795	20,731	-19.63
CROATIA	0	36,141	-	0	136,230	-
MALTA	8	0	-100.00	102	0	-100.00
SLOVAKIA	5,466	4,083	-25.30	33,853	32,611	-3.67
SLOVENIA	108	447,715	414,450.93	711	1,953,926	274,713.78
CZECH REPUBLIC	18,455	4,478	-75.74	131,423	31,038	-76.38
RUSSIA FEDERATION	121,309	25,674	-78.84	547,511	231,430	-57.73
-TEKSTIL LAINNYA	185,937,053	164,774,219	-11.38	463,269,403	319,552,833	-31.02
JAPAN	15,429,993	9,156,791	-40.66	46,783,978	29,115,209	-37.77
HONG KONG	3,714,714	1,650,163	-55.58	10,277,953	5,848,262	-43.10
KOREA, DEMOCRATIC PEOPLE'S	190	38,576	20,203.16	400	78,349	19,487.25
KOREA, REPUBLIC OF	15,629,699	15,235,021	-2.53	44,186,087	33,302,252	-24.63
TAIWAN	6,278,185	3,544,695	-43.54	13,645,004	7,551,259	-44.66
CHINA	8,567,006	8,998,842	5.04	18,443,622	17,218,249	-6.64
MACAU	55,076	6,360	-88.45	154,517	99,180	-35.81
PAPUA NEW GUINEA	18,789	0	-100.00	39,143	0	-100.00
THAILAND	5,346,595	2,470,989	-53.78	13,808,107	4,132,831	-70.07
SINGAPORE	1,725,602	718,480	-58.36	4,963,314	3,035,146	-38.85
PHILIPPINES	3,268,621	2,652,160	-18.86	7,806,421	5,214,532	-33.20
MALAYSIA	4,563,021	3,247,248	-28.84	12,100,909	7,444,347	-38.48
MYANMAR (FORM. BURMA)	57,432	9,192	-83.99	306,303	69,385	-77.35
CAMBODIA	139,095	118,549	-14.77	690,483	738,921	7.02
BRUNEI DARUSSALAM	29,828	21,805	-26.90	127,905	72,582	-43.25
LAO PEOPLE'S DEMOCRATIC RE	200	6,830	3,315.00	1	33,304	3,330,300.00
NEPAL	0	45	-	0	45	-
VIET NAM	6,916,566	5,784,477	-16.37	12,822,745	7,693,024	-40.00
MALDIVES	20,116	10,280	-48.90	60,861	36,223	-40.48
INDIA	3,405,381	8,058,622	136.64	9,595,909	13,583,680	41.56
PAKISTAN	5,377,696	5,534,093	2.91	9,889,636	7,800,805	-21.12
BANGLADESH	2,181,538	3,333,137	52.79	6,046,624	7,343,273	21.44
SRI LANKA	2,139,605	1,854,868	-13.31	6,050,093	4,346,858	-28.15
AFGHANISTAN	11,621	0	-100.00	11,056	0	-100.00
IRAN (ISLAMIC REPUBLIC OF)	2,660,017	1,085,898	-59.18	5,912,540	1,682,551	-71.54
SAUDI ARABIA	525,665	627,107	19.30	1,935,278	1,688,120	-12.77
ISRAEL	531,138	1,289,579	142.80	1,456,866	2,149,679	47.56
KUWAIT	9,718	19,766	103.40	94,929	196,987	107.51
JORDAN	124,308	47,212	-62.02	345,885	127,732	-63.07
LEBANON	41,513	43,103	3.83	113,872	107,536	-5.56
YEMEN	200,539	114,805	-42.75	924,291	450,874	-51.22
OMAN	121	0	-100.00	456	0	-100.00
SYRIA ARAB REPUBLIC	553,658	2,029,327	266.53	1,397,374	2,755,211	97.17
TURKEY	10,740,400	15,300,329	42.46	28,314,211	22,544,785	-20.38
UNITED ARAB EMIRATES	1,467,677	397,127	-72.94	6,471,151	2,335,897	-63.90
QATAR	10,402	4,812	-53.74	15,494	9,738	-37.15
BAHRAIN	5	1,544	30,780.00	235	14,983	6,275.74
CYPRUS	5,414	0	-100.00	25,325	0	-100.00
EGYPT	7,386,688	6,887,059	-6.76	13,689,735	9,957,399	-27.26
LIBYAN ARAB JAMAHIRIYA	42	609	1,350.00	5	894	17,780.00
MOROCCO	406,747	457,080	12.37	718,046	619,086	-13.78
TUNISIA	37,829	225,959	497.32	117,970	360,107	205.25
ALGERIA	362,072	416,899	15.14	718,134	967,023	34.66
SUDAN	119	19,855	16,584.87	210	43,658	20,689.52
NAMIBIA	335	555	65.67	133	384	188.72
ETHIOPIA	614,732	100,050	-83.72	1,781,622	239,009	-86.58
TANZANIA, UNITED REPUBLIC O	819	1,597	94.99	490	1,488	203.67
MADAGASCAR	77,810	64,752	-16.78	323,476	122,319	-62.19
KENYA	168,569	268,264	59.14	419,211	442,312	5.51

TABEL 5. PERKEMBANGAN EKSPOR INDONESIA MENURUT KOMODITI DAN NEGARA TUJUAN

JENIS BARANG	BERAT BERSIH (KG)		PERUB	NILAI FOB (US \$)		PERUB
	JAN-FEB 2008	JAN-FEB 2009	%	JAN-FEB 2008	JAN-FEB 2009	%
(1)	(2)	(3)	(4)	(5)	(6)	(7)
REUNION	8,204	11,553	40.82	10,850	33,052	204.63
MOZAMBIQUE	57	112	96.49	480	300	-37.50
TOGO	23,110	46,636	101.80	124,300	257,076	106.82
GHANA	130,251	73,186	-43.81	514,821	300,245	-41.68
LIBERIA	0	83	-	0	300	-
GUINEA	15,108	0	-100.00	43,300	0	-100.00
CONGO	24,100	0	-100.00	38,390	0	-100.00
CAMEROON	74,500	45	-99.94	135,018	300	-99.78
NIGERIA	14,508	97,308	570.72	38,493	588,091	1,427.79
GABON	9,640	2,830	-70.64	5,951	4,109	-30.95
COTE D'IVOIRE	0	80	-	0	1,000	-
SENEGAL	80,212	88,550	10.39	145,020	300,391	107.14
MAURITANIA	120,864	182,424	50.93	389,640	628,862	61.40
MALI	100	0	-100.00	1,695	0	-100.00
BENIN	30,256	0	-100.00	278,658	0	-100.00
BURKINA FASO	0	16,224	-	0	48,688	-
GAMBIA	12,970	14,139	9.01	36,330	34,136	-6.04
SEYCHELLES	119	1,661	1,295.80	395	2,147	443.54
UGANDA	149	0	-100.00	5,935	0	-100.00
DJIBOUTI	9,000	0	-100.00	1,020	0	-100.00
SAO TOME AND PRINCIPE	3,600	3,946	9.61	3,350	1,400	-58.21
SOUTH AFRICA	695,905	569,305	-18.19	2,070,059	1,518,112	-26.66
ZIMBABWE	55	65	18.18	350	250	-28.57
ZAMBIA	56,988	18,370	-67.77	120,627	37,554	-68.87
MALAWI	37	95	156.76	233	250	7.30
MAURITIUS	195,809	164,326	-16.08	590,028	366,299	-37.92
VIRGIN ISLANDS (BRITISH)	0	1,204	-	0	4,649	-
AUSTRALIA	2,936,695	2,003,165	-31.79	6,614,589	4,149,602	-37.27
NEW ZEALAND	655,770	423,533	-35.41	1,860,728	1,141,765	-38.64
GUAM	2,091	898	-57.05	4,049	9,281	129.22
PALAU	15	0	-100.00	95	0	-100.00
NEW CALEDONIA	18,644	5,832	-68.72	109,816	30,169	-72.53
SAINT VINCENT AND THE GREN.	239	0	-100.00	685	0	-100.00
VANUATU	466	3,945	746.57	837	6,376	661.77
WALLIS AND FUTUNA ISLANDS	1,205	756	-37.26	1,965	1,134	-42.29
COOK ISLANDS	438	832	89.95	5,024	9,359	86.29
FIJI	8,041	5,735	-28.68	23,927	7,177	-70.00
SOLOMON ISLANDS	1,480	0	-100.00	4,130	0	-100.00
TONGA	472	0	-100.00	359	0	-100.00
TUVALU	189	384	103.17	487	575	18.07
EAST TIMOR	128,212	31,164	-75.69	316,742	62,595	-80.24
UNITED STATES	15,732,684	11,982,164	-23.84	36,843,362	21,660,197	-41.21
CANADA	863,981	880,070	1.86	2,044,437	1,623,669	-20.58
MEXICO	1,638,187	2,536,235	54.82	3,826,519	4,407,805	15.19
GUATEMALA	56,054	93,329	66.50	130,509	196,121	50.27
HONDURAS	88,840	133,124	49.85	197,110	266,106	35.00
NICARAGUA	71	0	-100.00	87	0	-100.00
PANAMA	531	5,201	879.47	6,190	22,621	265.44
CUBA	76,028	0	-100.00	133,164	0	-100.00
SURINAME	44,500	58,929	32.42	110,900	73,716	-33.53
CHILE	609,256	551,957	-9.40	1,564,355	1,249,181	-20.15
VENEZUELA	383,720	885,504	130.77	966,839	2,138,932	121.23
ARGENTINA	2,464,161	1,464,699	-40.56	6,431,766	2,813,232	-56.26
BRAZIL	15,557,140	16,750,688	7.67	35,570,795	28,248,108	-20.59
COLOMBIA	797,739	1,707,675	114.06	1,985,190	2,609,939	31.47
URUGUAY	55,291	34,959	-36.77	188,389	104,016	-44.79
PARAGUAY	10,754	0	-100.00	32,146	0	-100.00
ECUADOR	277,756	56,502	-79.66	769,425	77,540	-89.92
PERU	240,612	327,821	36.24	746,164	630,558	-15.49
TRINIDAD AND TOBAGO	2,779	84	-96.98	5,005	102	-97.96
BAHAMAS	94	17	-81.91	112	16	-85.71
JAMAICA	44,442	45,048	1.36	88,385	87,466	-1.04
PUERTO RICO	489	92	-81.19	6,032	442	-92.67
DOMINICAN REPUBLIC	62,336	3,375	-94.59	149,809	7,561	-94.95
EL SALVADOR	103,650	75,000	-27.64	280,560	154,250	-45.02
COSTA RICA	0	21,943	-	0	69,720	-
HAITI	0	33,335	-	0	91,934	-
BARBADOS	585	0	-100.00	1,501	0	-100.00
ANTIGUA AND BARBUDA	521	0	-100.00	2,420	0	-100.00
ARUBA	304	0	-100.00	980	0	-100.00
BERMUDA	243	361	48.56	1,147	1,059	-7.67
CAYMAN ISLANDS	73	0	-100.00	19	0	-100.00
FRENCH GUIANA	6,000	18,886	214.77	6,285	28,877	359.46
FRENCH POLYNESIA	27,398	26,257	-4.16	50,891	63,380	24.54
MARTINIQUE	0	8,349	-	0	18,569	-
NETHERLANDS ANTILLES	1,816	174	-90.42	8,114	1,869	-76.97
TURKS AND CAICOS ISLANDS	48	0	-100.00	80	0	-100.00
GUADELOUPE	2,574	10,548	309.79	8,388	19,559	133.18

TABEL 5. PERKEMBANGAN EKSPOR INDONESIA MENURUT KOMODITI DAN NEGARA TUJUAN

JENIS BARANG	BERAT BERSIH (KG)		PERUB	NILAI FOB (US \$)		PERUB
	JAN-FEB 2008	JAN-FEB 2009	%	JAN-FEB 2008	JAN-FEB 2009	%
(1)	(2)	(3)	(4)	(5)	(6)	(7)
SAINT KITTS AND NEVIS	270	152	-43.70	2,462	2,319	-5.81
UNITED KINGDOM	2,476,275	1,755,183	-29.12	5,388,619	2,913,511	-45.93
NETHERLANDS	1,048,483	499,803	-52.33	2,975,142	1,394,258	-53.14
FRANCE	314,532	381,940	21.43	1,194,468	973,349	-18.51
GERMANY, FED. REP. OF	4,739,126	3,930,052	-17.07	12,468,096	8,204,486	-34.20
AUSTRIA	11,262	9,408	-16.46	29,122	40,190	38.01
BELGIUM	5,524,739	4,245,767	-23.15	11,949,373	5,885,144	-50.75
SWITZERLAND	85,556	475	-99.44	237,821	11,364	-95.22
DENMARK	118,464	102,571	-13.42	513,933	407,726	-20.67
NORWAY	21,912	43,731	99.58	145,716	314,616	115.91
SWEDEN	453,315	205,801	-54.60	1,293,246	1,240,562	-4.07
FINLAND	295,125	257,390	-12.79	837,458	712,414	-14.93
IRELAND	89,682	72,115	-19.59	180,171	65,828	-63.46
ITALY	7,683,324	4,541,275	-40.89	17,586,069	7,422,617	-57.79
SPAIN	4,017,707	2,450,354	-39.01	9,391,011	5,355,383	-42.97
PORTUGAL	1,144,625	1,163,023	1.61	3,425,382	2,559,360	-25.28
GREECE	651,005	606,195	-6.88	1,795,212	1,440,767	-19.74
DEMOCRATIC REPUBLIC OF THE	17,268	15,213	-11.90	33,316	38,386	15.22
HUNGARY	369,210	84,681	-77.06	685,773	122,104	-82.19
POLAND	718,640	425,809	-40.75	1,728,032	727,612	-57.89
ROMANIA	38,572	101,667	163.58	152,433	417,658	173.99
BULGARIA	19,547	37,027	89.43	70,288	69,486	-1.14
YUGOSLAVIA	820	330	-59.76	851	2,650	211.40
AZERBAIJAN	1,203	0	-100.00	751	0	-100.00
KYRGYZSTAN	14,725	54,738	271.74	42,750	177,064	314.18
MOLDOVA, REPUBLIC OF	44	0	-100.00	100	0	-100.00
UKRAINE	22,493	5	-99.98	42,840	20	-99.95
UZBEKISTAN	230	360	56.52	10	5	-50.00
LITHUANIA	282,057	25,092	-91.10	536,537	42,599	-92.06
LATVIA	0	66,665	-	0	171,858	-
ESTONIA	27,456	0	-100.00	83,791	0	-100.00
CROATIA	469	4,245	805.12	788	36,151	4,487.69
MALTA	5,557	0	-100.00	11,496	0	-100.00
SLOVAKIA	646	165	-74.46	4,595	121	-97.37
SLOVENIA	31,090	118,898	282.43	74,772	281,548	276.54
CZECH REPUBLIC	94,428	16,432	-82.60	175,280	46,661	-73.38
RUSSIA FEDERATION	404,134	222,434	-44.96	1,968,238	687,739	-65.06
-BARANG DARI KARET	75,435,048	58,600,510	-22.32	232,024,357	211,917,020	-8.67
JAPAN	13,497,930	11,004,620	-18.47	40,689,753	47,464,010	16.65
HONG KONG	535,969	394,904	-26.32	2,555,913	2,130,317	-16.65
KOREA, REPUBLIC OF	810,886	629,748	-22.34	1,224,447	1,071,332	-12.50
TAIWAN	859,589	358,307	-58.32	2,675,431	1,259,244	-52.93
CHINA	771,840	558,285	-27.67	2,988,073	2,087,181	-30.15
PAPUA NEW GUINEA	382,010	227,690	-40.40	1,189,768	707,090	-40.57
THAILAND	1,712,618	955,505	-44.21	6,368,459	3,488,580	-45.22
SINGAPORE	1,096,159	1,037,629	-5.34	9,669,689	6,377,477	-34.05
PHILIPPINES	2,257,884	2,148,177	-4.86	3,981,106	4,819,720	21.06
MALAYSIA	2,835,952	2,649,303	-6.58	6,570,402	5,925,802	-9.81
MYANMAR (FORM. BURMA)	129,581	64,495	-50.23	352,819	192,082	-45.56
CAMBODIA	75,806	16,956	-77.63	230,700	76,587	-66.80
BRUNEI DARUSSALAM	90,478	33,125	-63.39	225,516	95,978	-57.44
LAO PEOPLE'S DEMOCRATIC RE	2,684	4,987	85.80	8,561	18,230	112.94
VIET NAM	760,588	239,908	-68.46	2,824,243	971,439	-65.60
MALDIVES	1,016	1,307	28.64	2,088	8,188	292.15
INDIA	326,845	223,513	-31.61	715,647	558,669	-21.94
PAKISTAN	300,442	240,617	-19.91	728,803	514,227	-29.44
BANGLADESH	437,572	285,181	-34.83	961,837	660,625	-31.32
SRI LANKA	283,640	98,105	-65.41	723,694	292,848	-59.53
AFGHANISTAN	0	40,387	-	0	114,902	-
IRAQ	0	94,621	-	0	302,909	-
IRAN (ISLAMIC REPUBLIC OF)	370,919	225,720	-39.15	823,015	728,604	-11.47
SAUDI ARABIA	2,581,120	2,803,341	8.61	7,170,703	9,349,633	30.39
ISRAEL	155,915	256,574	64.56	462,650	735,878	59.06
KUWAIT	54,297	41,844	-22.93	164,211	124,864	-23.96
JORDAN	359,655	107,662	-70.07	797,606	286,680	-64.06
LEBANON	249,844	183,821	-26.43	756,813	629,078	-16.88
YEMEN	416,866	188,013	-54.90	1,219,269	647,305	-46.91
OMAN	215,318	66,835	-68.96	606,953	222,199	-63.39
SYRIA ARAB REPUBLIC	207,239	234,409	13.11	583,868	584,155	0.05
TURKEY	870,689	479,342	-44.95	2,602,939	1,340,179	-48.51
UNITED ARAB EMIRATES	3,740,211	3,023,306	-19.17	10,479,763	9,614,287	-8.26
QATAR	77,401	122,031	57.66	230,832	470,049	103.63
BAHRAIN	30,214	0	-100.00	95,734	0	-100.00
CYPRUS	24,574	9,919	-59.64	60,479	39,862	-34.09
EGYPT	1,833,500	314,922	-82.82	4,556,985	950,794	-79.14
LIBYAN ARAB JAMAHIRIYA	380,784	292,153	-23.28	1,123,329	979,116	-12.84
MOROCCO	87,213	79,518	-8.82	218,741	293,073	33.98

TABEL 5. PERKEMBANGAN EKSPOR INDONESIA MENURUT KOMODITI DAN NEGARA TUJUAN

JENIS BARANG	BERAT BERSIH (KG)		PERUB	NILAI FOB (US \$)		PERUB
	JAN-FEB 2008	JAN-FEB 2009	%	JAN-FEB 2008	JAN-FEB 2009	%
(1)	(2)	(3)	(4)	(5)	(6)	(7)
TUNISIA	20,888	96,187	360.49	84,420	138,220	63.73
ALGERIA	12,339	60,400	389.50	37,083	200,165	439.78
SUDAN	93,444	34,299	-63.29	289,538	116,611	-59.73
MADAGASCAR	454	0	-100.00	250	0	-100.00
KENYA	22,415	46,632	108.04	40,142	120,350	199.81
REUNION	0	8,678	-	0	37,622	-
TOGO	0	4,937	-	0	15,112	-
GHANA	64,218	42,587	-33.68	123,598	101,393	-17.97
CAMEROON	0	632	-	0	216	-
NIGERIA	571,187	325,228	-43.06	1,605,497	931,226	-42.00
COTE D'IVOIRE	8,503	0	-100.00	25,604	0	-100.00
SENEGAL	9,802	0	-100.00	29,466	0	-100.00
UGANDA	45,049	11,631	-74.18	118,606	17,108	-85.58
DJIBOUTI	100,719	0	-100.00	316,428	0	-100.00
SAO TOME AND PRINCIPE	0	507	-	0	180	-
SOUTH AFRICA	870,673	556,889	-36.04	2,534,561	1,471,522	-41.94
MAURITIUS	62,588	50,348	-19.56	162,080	145,425	-10.28
AUSTRALIA	1,645,592	1,897,980	15.34	5,293,462	6,693,319	26.45
NEW ZEALAND	382,586	395,622	3.41	1,106,096	1,345,311	21.63
NEW CALEDONIA	3,892	2,698	-30.68	11,107	11,434	2.94
VANUATU	6,267	0	-100.00	17,608	0	-100.00
COOK ISLANDS	0	35	-	0	384	-
FIJI	42,514	16,156	-62.00	127,269	59,136	-53.53
SAMOA	16,033	0	-100.00	60,220	0	-100.00
EAST TIMOR	42,119	22,552	-46.46	94,837	19,803	-79.12
UNITED STATES	15,668,037	10,328,958	-34.08	48,698,789	40,146,370	-17.56
CANADA	798,508	412,895	-48.29	2,063,681	1,737,372	-15.81
MEXICO	251,127	276,238	10.00	596,716	763,061	27.88
GUATEMALA	74,272	17,965	-75.81	202,145	46,379	-77.06
HONDURAS	61,327	0	-100.00	173,466	0	-100.00
PANAMA	55,109	32,364	-41.27	162,661	116,147	-28.60
SURINAME	931	6,199	565.84	9,892	20,821	110.48
CHILE	30,163	16,563	-45.09	57,110	51,451	-9.91
VENEZUELA	8,411	38,112	353.12	37,728	147,200	290.16
ARGENTINA	382,339	213,842	-44.07	932,972	513,155	-45.00
BRAZIL	194,627	514,854	164.53	640,566	1,488,432	132.36
COLOMBIA	237,202	446,798	88.36	691,457	878,164	27.00
BOLIVIA	16,275	14,316	-12.04	51,480	54,600	6.06
URUGUAY	9,354	7,410	-20.78	31,544	23,140	-26.64
PARAGUAY	0	11,190	-	0	40,705	-
ECUADOR	15,010	28,354	88.90	46,584	106,044	127.64
PERU	168,677	51,261	-69.61	303,912	215,708	-29.02
TRINIDAD AND TOBAGO	10,813	37,698	248.64	33,466	105,166	214.25
JAMAICA	137,299	75,635	-44.91	375,863	249,320	-33.67
PUERTO RICO	23,991	77,321	222.29	105,956	247,323	133.42
DOMINICAN REPUBLIC	40,969	36,161	-11.74	83,974	75,844	-9.68
EL SALVADOR	7,645	0	-100.00	20,925	0	-100.00
COSTA RICA	75,501	39,012	-48.33	206,366	132,347	-35.87
HAITI	0	4,734	-	0	14,886	-
BARBADOS	20,018	0	-100.00	67,063	0	-100.00
ARUBA	12,752	0	-100.00	33,601	0	-100.00
DOMINICA	19,665	0	-100.00	49,280	0	-100.00
NETHERLANDS ANTILLES	11,782	0	-100.00	33,036	0	-100.00
UNITED KINGDOM	2,606,935	2,209,533	-15.24	7,350,012	6,706,626	-8.75
NETHERLANDS	1,428,022	1,601,598	12.15	3,944,670	4,871,628	23.50
FRANCE	675,007	561,670	-16.79	2,090,760	1,791,841	-14.30
GERMANY, FED. REP. OF	2,349,857	3,201,729	36.25	11,423,313	16,646,155	45.72
AUSTRIA	9,500	213	-97.76	25,172	8,402	-66.62
BELGIUM	2,031,194	1,383,427	-31.89	6,336,059	4,362,479	-31.15
SWITZERLAND	53,317	56,992	6.89	189,401	246,118	29.95
LUXEMBOURG	865	871	0.69	2,455	521	-78.78
DENMARK	365,023	187,437	-48.65	904,845	457,064	-49.49
NORWAY	275,199	26,501	-90.37	845,323	117,217	-86.13
SWEDEN	296,039	320,993	8.43	974,627	1,332,926	36.76
FINLAND	476,179	80,796	-83.03	1,471,546	910,963	-38.09
IRELAND	186,292	293,358	57.47	523,488	787,083	50.35
ITALY	1,832,759	1,475,975	-19.47	5,537,203	4,668,696	-15.68
SPAIN	398,074	553,802	39.12	1,389,397	1,888,506	35.92
PORTUGAL	180,868	94,591	-47.70	648,023	359,374	-44.54
GREECE	226,890	195,642	-13.77	783,728	672,922	-14.14
HUNGARY	71,757	133	-99.81	296,214	382	-99.87
POLAND	228,422	67,100	-70.62	940,013	296,808	-68.43
ROMANIA	22,719	11,890	-47.66	81,474	49,343	-39.44
BULGARIA	12,122	22,629	86.68	38,114	82,072	115.33
ARMENIA	35,645	0	-100.00	111,724	0	-100.00
AZERBAIJAN	4,111	9,504	131.18	11,930	39,814	233.73
MOLDOVA, REPUBLIC OF	11,023	0	-100.00	34,984	0	-100.00
LITHUANIA	106,330	32,986	-68.98	340,479	100,641	-70.44

TABEL 5. PERKEMBANGAN EKSPOR INDONESIA MENURUT KOMODITI DAN NEGARA TUJUAN

JENIS BARANG	BERAT BERSIH (KG)		PERUB	NILAI FOB (US \$)		PERUB
	JAN-FEB 2008	JAN-FEB 2009	%	JAN-FEB 2008	JAN-FEB 2009	%
(1)	(2)	(3)	(4)	(5)	(6)	(7)
LATVIA	89,395	57,437	-35.75	254,872	178,703	-29.89
ESTONIA	40,337	0	-100.00	150,401	0	-100.00
GEORGIA	55,941	0	-100.00	162,653	0	-100.00
CROATIA	40,243	0	-100.00	136,644	0	-100.00
MALTA	10,057	5,550	-44.81	30,566	12,875	-57.88
SLOVAKIA	24	51	112.50	694	1,370	97.41
SLOVENIA	30,028	77,124	156.84	110,483	281,595	154.88
CZECH REPUBLIC	42,328	25,303	-40.22	186,319	132,139	-29.08
RUSSIA FEDERATION	64,212	47,017	-26.78	267,827	181,392	-32.27
-SHEET	36,913,356	9,896,532	-73.19	88,849,540	14,952,180	-83.17
JAPAN	9,955,982	902,381	-90.94	23,950,226	1,346,971	-94.38
HONG KONG	0	128,142	-	0	183,974	-
KOREA, REPUBLIC OF	990,738	127,200	-87.16	2,308,020	185,136	-91.98
TAIWAN	379,332	475,955	25.47	926,567	651,961	-29.64
CHINA	4,286,622	3,510,924	-18.10	10,296,387	4,693,508	-54.42
SINGAPORE	1,359,681	680,599	-49.94	3,262,466	917,074	-71.89
PHILIPPINES	219,906	0	-100.00	536,480	0	-100.00
MALAYSIA	181,440	0	-100.00	380,926	0	-100.00
VIET NAM	292,896	237,977	-18.75	686,110	345,518	-49.64
INDIA	458,880	91,530	-80.05	985,724	135,464	-86.26
TURKEY	269,757	76,546	-71.62	668,174	146,329	-78.10
EGYPT	806,400	0	-100.00	2,041,719	0	-100.00
SOUTH AFRICA	1,632,000	38,400	-97.65	3,942,827	57,648	-98.54
AUSTRALIA	161,280	0	-100.00	388,887	0	-100.00
UNITED STATES	3,340,035	1,509,357	-54.81	8,048,863	2,690,272	-66.58
CANADA	1,386,838	240,959	-82.63	3,376,596	462,389	-86.31
MEXICO	423,360	20,160	-95.24	1,061,323	59,875	-94.36
CHILE	19,200	0	-100.00	43,008	0	-100.00
VENEZUELA	403,200	0	-100.00	952,358	0	-100.00
ARGENTINA	0	38,466	-	0	50,792	-
BRAZIL	1,187,520	38,399	-96.77	2,907,770	56,268	-98.06
COLOMBIA	174,720	2,400	-98.63	419,547	3,480	-99.17
COSTA RICA	60,480	0	-100.00	142,733	0	-100.00
UNITED KINGDOM	604,801	0	-100.00	1,445,310	0	-100.00
NETHERLANDS	1,005,120	79,680	-92.07	2,465,610	169,866	-93.11
FRANCE	297,660	221,279	-25.66	736,375	316,788	-56.98
GERMANY, FED. REP. OF	1,074,371	336,960	-68.64	2,475,905	634,313	-74.38
AUSTRIA	0	2	-	0	37	-
BELGIUM	2,248,320	268,798	-88.04	5,437,921	430,254	-92.09
ITALY	434,700	120,960	-72.17	1,057,153	180,533	-82.92
SPAIN	1,089,360	244,079	-77.59	2,638,473	348,849	-86.78
GREECE	0	40,320	-	0	54,230	-
POLAND	523,332	101,520	-80.60	1,245,863	183,193	-85.30
ROMANIA	221,760	0	-100.00	532,325	0	-100.00
BELARUS	0	73,224	-	0	102,422	-
UKRAINE	622,402	20,160	-96.76	1,516,733	61,085	-95.97
LITHUANIA	0	73,224	-	0	109,836	-
SLOVENIA	160,320	19,200	-88.02	378,663	27,840	-92.65
RUSSIA FEDERATION	640,943	177,731	-72.27	1,592,498	346,275	-78.26
-CRUMB RUBBER	364,324,483	239,172,527	-34.35	866,979,467	342,471,747	-60.50
JAPAN	56,004,305	42,261,172	-24.54	134,001,776	56,967,957	-57.49
HONG KONG	60,480	181,439	200.00	146,059	236,524	61.94
KOREA, REPUBLIC OF	15,444,240	13,056,540	-15.46	36,867,888	18,368,861	-50.18
TAIWAN	2,761,917	1,290,239	-53.28	6,627,417	1,781,759	-73.12
CHINA	61,960,052	47,792,272	-22.87	148,231,639	66,611,626	-55.06
SINGAPORE	26,637,232	11,847,497	-55.52	61,239,934	15,797,657	-74.20
PHILIPPINES	504,000	806,400	60.00	1,233,773	1,074,528	-12.91
MALAYSIA	40,320	241,920	500.00	100,598	300,182	198.40
VIET NAM	302,400	1,445,781	378.10	730,479	1,923,440	163.31
INDIA	4,535,998	1,270,181	-72.00	11,219,516	1,960,568	-82.53
PAKISTAN	423,358	201,599	-52.38	1,000,188	280,123	-71.99
SRI LANKA	0	302,400	-	0	551,115	-
IRAN (ISLAMIC REPUBLIC OF)	2,015,995	503,999	-75.00	4,759,775	790,958	-83.38
ISRAEL	0	40,320	-	0	47,451	-
TURKEY	7,195,200	3,810,238	-47.04	17,462,423	5,673,208	-67.51
UNITED ARAB EMIRATES	0	302,400	-	0	375,212	-
EGYPT	0	927,360	-	0	1,245,856	-
ALGERIA	42,840	0	-100.00	100,495	0	-100.00
KENYA	403,199	181,440	-55.00	929,175	262,977	-71.70
SOUTH AFRICA	4,818,239	4,415,040	-8.37	11,642,160	6,663,347	-42.77
AUSTRALIA	3,003,839	927,360	-69.13	7,196,325	1,163,315	-83.83
NEW ZEALAND	282,240	0	-100.00	682,039	0	-100.00
UNITED STATES	100,319,662	60,404,224	-39.79	236,908,288	93,285,917	-60.62
CANADA	8,548,113	6,953,518	-18.65	20,302,830	9,929,800	-51.09
MEXICO	3,627,680	1,229,760	-66.10	8,769,058	1,679,087	-80.85
CHILE	196,560	0	-100.00	446,202	0	-100.00

TABEL 5. PERKEMBANGAN EKSPOR INDONESIA MENURUT KOMODITI DAN NEGARA TUJUAN

JENIS BARANG	BERAT BERSIH (KG)		PERUB	NILAI FOB (US \$)		PERUB
	JAN-FEB 2008	JAN-FEB 2009	%	JAN-FEB 2008	JAN-FEB 2009	%
(1)	(2)	(3)	(4)	(5)	(6)	(7)
VENEZUELA	892,080	604,800	-32.20	2,113,443	887,072	-58.03
ARGENTINA	2,800,140	2,602,320	-7.06	6,636,057	3,983,034	-39.98
BRAZIL	9,414,396	5,433,120	-42.29	22,494,232	7,349,577	-67.33
COLOMBIA	2,540,160	1,690,920	-33.43	6,182,422	2,537,400	-58.96
ECUADOR	1,068,480	624,960	-41.51	2,527,040	1,066,941	-57.78
COSTA RICA	544,319	362,880	-33.33	1,284,258	492,307	-61.67
UNITED KINGDOM	2,903,039	2,056,318	-29.17	6,971,184	3,046,553	-56.30
NETHERLANDS	3,792,479	3,454,920	-8.90	9,216,901	4,726,202	-48.72
FRANCE	9,884,029	1,675,797	-83.05	23,602,206	2,496,803	-89.42
GERMANY, FED. REP. OF	7,324,339	5,685,120	-22.38	17,887,059	8,339,603	-53.38
AUSTRIA	181,440	0	-100.00	375,780	0	-100.00
BELGIUM	3,161,920	1,995,839	-36.88	7,555,280	2,616,578	-65.37
LUXEMBOURG	141,120	624,960	342.86	354,905	799,748	125.34
NORWAY	38,400	0	-100.00	96,000	0	-100.00
SWEDEN	0	20,160	-	0	29,624	-
FINLAND	60,480	0	-100.00	147,837	0	-100.00
IRELAND	235,620	0	-100.00	591,917	0	-100.00
ITALY	2,831,220	860,580	-69.60	6,788,559	1,280,983	-81.13
SPAIN	5,627,158	3,036,594	-46.04	13,485,761	4,466,977	-66.88
GREECE	493,920	0	-100.00	1,229,581	0	-100.00
HUNGARY	482,580	1,640,520	239.95	1,063,337	2,133,675	100.66
POLAND	5,280,657	1,053,360	-80.05	12,581,943	1,475,212	-88.28
ROMANIA	2,638,438	761,040	-71.16	6,311,922	1,157,172	-81.67
BULGARIA	0	498,960	-	0	662,131	-
UKRAINE	1,310,400	0	-100.00	3,179,897	0	-100.00
LITHUANIA	0	2,620,800	-	0	3,733,165	-
SLOVENIA	1,338,120	1,408,680	5.27	3,188,354	2,108,872	-33.86
CZECH REPUBLIC	20,160	0	-100.00	46,445	0	-100.00
RUSSIA FEDERATION	191,520	66,780	-65.13	469,110	110,650	-76.41
-CREPE	5,164,696	4,755,474	-7.92	12,060,648	7,124,800	-40.93
JAPAN	171,599	96,000	-44.06	428,467	160,572	-62.52
KOREA, REPUBLIC OF	0	17,640	-	0	21,263	-
CHINA	1,290,240	282,240	-78.13	2,943,964	355,925	-87.91
SINGAPORE	0	100,800	-	0	139,104	-
MALAYSIA	264,080	241,920	-8.39	637,562	340,703	-46.56
VIET NAM	196,799	302,400	53.66	473,376	465,051	-1.76
INDIA	120,960	20,160	-83.33	272,690	30,492	-88.82
TURKEY	0	60,480	-	0	69,237	-
SOUTH AFRICA	0	20,160	-	0	27,000	-
UNITED STATES	1,609,018	2,383,914	48.16	3,704,705	3,471,685	-6.29
CANADA	766,080	423,360	-44.74	1,846,870	688,724	-62.71
MEXICO	20,160	40,320	100.00	50,400	82,706	64.10
ARGENTINA	60,480	0	-100.00	153,619	0	-100.00
BRAZIL	201,600	20,160	-90.00	469,728	30,492	-93.51
FRANCE	60,480	80,640	33.33	139,576	120,235	-13.86
ITALY	161,280	584,640	262.50	371,981	999,798	168.78
SPAIN	0	60,480	-	0	91,795	-
PORTUGAL	20,160	0	-100.00	48,410	0	-100.00
GREECE	0	20,160	-	0	30,018	-
UKRAINE	221,760	0	-100.00	519,300	0	-100.00
-BUNGKIL KELAPA	44,747,848	18,834,443	-57.91	5,286,844	3,236,453	-38.78
JAPAN	0	234,800	-	0	40,591	-
KOREA, REPUBLIC OF	22,798,639	14,852,500	-34.85	2,351,513	2,351,538	0.00
TAIWAN	686,995	262,550	-61.78	125,762	50,416	-59.91
CHINA	60,000	103,460	72.43	9,747	28,189	189.21
SINGAPORE	333,226	346,202	3.89	99,894	135,619	35.76
VIET NAM	16,702,640	0	-100.00	1,971,569	0	-100.00
AUSTRALIA	37,600	36,960	-1.70	5,828	7,045	20.88
UNITED STATES	0	41,774	-	0	30,937	-
UNITED KINGDOM	0	17,360	-	0	4,348	-
NETHERLANDS	4,128,748	2,938,837	-28.82	722,531	587,770	-18.65
-DEDAK/BEKATUL	73,380,301	59,073,590	-19.50	10,882,508	7,746,444	-28.82
JAPAN	17,853,790	6,657,940	-62.71	2,700,656	941,976	-65.12
HONG KONG	26	0	-100.00	90	0	-100.00
KOREA, REPUBLIC OF	44,776,330	5,642,000	-87.40	6,630,764	677,040	-89.79
TAIWAN	0	23,920	-	0	1,665	-
PHILIPPINES	0	18,600,000	-	0	2,404,200	-
VIET NAM	10,750,155	28,149,730	161.85	1,550,998	3,721,563	139.95
-LAINNYA	400,010,202	455,009,090	13.75	53,346,875	26,938,524	-49.50
JAPAN	3,788,374	3,407,002	-10.07	715,527	960,643	34.26
KOREA, REPUBLIC OF	62,400,741	16,852,260	-72.99	7,358,199	992,435	-86.51
TAIWAN	425,850	108,500	-74.52	75,326	53,320	-29.21
CHINA	1,509,000	6,212,021	311.66	167,700	466,927	178.43
THAILAND	5,747,981	21,343,641	271.32	1,007,864	1,413,557	40.25

TABEL 5. PERKEMBANGAN EKSPOR INDONESIA MENURUT KOMODITI DAN NEGARA TUJUAN

JENIS BARANG	BERAT BERSIH (KG)		PERUB	NILAI FOB (US \$)		PERUB
	JAN-FEB 2008	JAN-FEB 2009	%	JAN-FEB 2008	JAN-FEB 2009	%
(1)	(2)	(3)	(4)	(5)	(6)	(7)
SINGAPORE	38,391	14,170,609	36,811.28	28,909	651,907	2,155.03
PHILIPPINES	0	17,136,110	-	0	699,938	-
MALAYSIA	918,437	1,169,506	27.34	176,598	795,832	350.65
BRUNEI DARUSSALAM	417	19,497	4,575.54	277	18,012	6,402.53
VIET NAM	16,959,579	10,895,470	-35.76	2,208,719	676,010	-69.39
INDIA	412,600	371,000	-10.08	152,431	56,806	-62.73
PAKISTAN	1,749	0	-100.00	2,750	0	-100.00
BANGLADESH	21,000	215,000	923.81	1,281	50,515	3,843.40
SRI LANKA	0	174,000	-	0	200,171	-
LEBANON	8,500	0	-100.00	2,975	0	-100.00
NIGERIA	220,000	0	-100.00	116,900	0	-100.00
SOUTH AFRICA	13,000	0	-100.00	14,950	0	-100.00
AUSTRALIA	12,893,175	368,645	-97.14	1,879,640	429,115	-77.17
NEW ZEALAND	77,271,720	82,608,555	6.91	10,258,448	3,270,113	-68.12
EAST TIMOR	0	167	-	0	116	-
UNITED STATES	1,345	503	-62.60	21,268	8,736	-58.92
UNITED KINGDOM	26,000	0	-100.00	34,380	0	-100.00
NETHERLANDS	139,358,295	203,228,603	45.83	18,659,122	12,135,882	-34.96
FRANCE	0	680,000	-	0	137,440	-
GERMANY, FED. REP. OF	77,894,048	24,248,001	-68.87	10,413,236	1,305,849	-87.46
ITALY	0	51,800,000	-	0	2,615,200	-
UKRAINE	100,000	0	-100.00	50,375	0	-100.00
-MINYAK ATSIRI LAINNYA	706,422	571,778	-19.06	27,590,816	12,211,391	-55.74
JAPAN	17,096	4,465	-73.88	561,266	194,930	-65.27
HONG KONG	5,989	4,132	-31.01	33,949	17,759	-47.69
KOREA, REPUBLIC OF	22	6,519	29,531.82	500	16,568	3,213.60
TAIWAN	0	275	-	0	8,015	-
CHINA	20,411	12,924	-36.68	216,215	127,542	-41.01
THAILAND	2,294	452	-80.30	20,837	9,418	-54.80
SINGAPORE	212,708	168,358	-20.85	8,923,808	2,460,649	-72.43
PHILIPPINES	693	1,064	53.54	8,112	16,865	107.90
MALAYSIA	220	517	135.00	1,584	17,668	1,015.40
VIET NAM	0	44	-	0	2,703	-
MALDIVES	229	0	-100.00	729	0	-100.00
INDIA	63,007	84,273	33.75	772,895	1,263,433	63.47
PAKISTAN	0	199	-	0	1,120	-
SRI LANKA	300	6	-98.00	3,900	12	-99.69
SAUDI ARABIA	100	0	-100.00	500	0	-100.00
TURKEY	0	5,040	-	0	57,004	-
UNITED ARAB EMIRATES	7,500	19,048	153.97	729,350	776,330	6.44
AUSTRALIA	428	50	-88.32	3,168	1,950	-38.45
NEW ZEALAND	522	150	-71.26	5,816	2,079	-64.25
UNITED STATES	206,364	119,411	-42.14	6,583,357	2,274,485	-65.45
CANADA	0	723	-	0	8,507	-
ARGENTINA	10	0	-100.00	220	0	-100.00
BRAZIL	4,948	1,666	-66.33	37,180	17,625	-52.60
UNITED KINGDOM	9,485	19,145	101.85	468,035	625,018	33.54
NETHERLANDS	15,988	51,253	220.57	844,128	2,252,101	166.80
FRANCE	29,307	31,738	8.29	1,640,884	1,067,296	-34.96
GERMANY, FED. REP. OF	30,982	23,401	-24.47	1,763,086	693,384	-60.67
SWITZERLAND	59,478	0	-100.00	4,876,959	0	-100.00
NORWAY	78	0	-100.00	3,261	0	-100.00
IRELAND	0	1	-	0	125	-
ITALY	110	10,225	9,195.45	15,776	136,307	764.01
SPAIN	3,753	6,699	78.50	50,401	162,498	222.41
ROMANIA	14,400	0	-100.00	24,900	0	-100.00
-WANGI-WANGIAN DARI MINYAK	10,673,498	9,832,468	-7.88	36,682,769	36,996,107	0.85
JAPAN	496,726	455,425	-8.31	2,111,949	2,057,753	-2.57
HONG KONG	262,250	267,569	2.03	2,363,857	3,184,066	34.70
KOREA, REPUBLIC OF	26,951	27,245	1.09	200,619	251,403	25.31
TAIWAN	733,870	685,054	-6.65	754,412	709,613	-5.94
CHINA	111,094	71,672	-35.49	288,477	378,951	31.36
MONGOLIA	15,481	0	-100.00	37,625	0	-100.00
MACAU	375	0	-100.00	5,462	0	-100.00
PAPUA NEW GUINEA	86,498	42,480	-50.89	205,372	114,067	-44.46
THAILAND	1,115,364	1,287,219	15.41	5,964,413	6,788,938	13.82
SINGAPORE	450,706	532,000	18.04	2,941,943	3,022,535	2.74
PHILIPPINES	447,285	794,130	77.54	2,657,023	4,043,943	52.20
MALAYSIA	1,632,589	1,495,807	-8.38	4,704,337	4,567,976	-2.90
MYANMAR (FORM. BURMA)	28,390	16,165	-43.06	178,686	77,463	-56.65
CAMBODIA	699	0	-100.00	7,320	0	-100.00
BRUNEI DARUSSALAM	55,854	64,317	15.15	233,852	232,512	-0.57
VIET NAM	152,046	167,819	10.37	1,212,668	1,319,976	8.85
MALDIVES	144,313	59,322	-58.89	235,702	131,815	-44.08
INDIA	253,172	275,492	8.82	1,048,831	667,219	-36.38
PAKISTAN	77,572	92,959	19.84	275,590	408,978	48.40

TABEL 5. PERKEMBANGAN EKSPOR INDONESIA MENURUT KOMODITI DAN NEGARA TUJUAN

JENIS BARANG	BERAT BERSIH (KG)		PERUB	NILAI FOB (US \$)		PERUB
	JAN-FEB 2008	JAN-FEB 2009	%	JAN-FEB 2008	JAN-FEB 2009	%
(1)	(2)	(3)	(4)	(5)	(6)	(7)
BANGLADESH	11,162	25,467	128.16	17,367	81,233	367.74
SRI LANKA	24,328	10,957	-54.96	44,641	47,469	6.33
IRAQ	9,430	0	-100.00	21,916	0	-100.00
IRAN (ISLAMIC REPUBLIC OF)	47,144	60,134	27.55	132,987	176,904	33.02
SAUDI ARABIA	128,640	152,743	18.74	242,718	228,363	-5.91
KUWAIT	0	2,090	-	0	6,830	-
JORDAN	9,312	0	-100.00	29,346	0	-100.00
LEBANON	7,092	997	-85.94	19,869	1,430	-92.80
YEMEN	108,634	187,564	72.66	188,657	387,952	105.64
SYRIA ARAB REPUBLIC	5	0	-100.00	16	0	-100.00
TURKEY	0	43	-	0	2	-
UNITED ARAB EMIRATES	2,348,744	1,540,016	-34.43	6,400,533	4,436,038	-30.69
QATAR	0	4,191	-	0	36,710	-
CYPRUS	0	8,540	-	0	29,151	-
EGYPT	12,518	1,739	-86.11	36,986	30,861	-16.56
LIBYAN ARAB JAMAHIRIYA	15,970	59,094	270.03	43,021	215,630	401.22
MOROCCO	0	2,247	-	0	28,114	-
SUDAN	12,190	0	-100.00	72,795	0	-100.00
NAMIBIA	36,720	12,600	-65.69	61,200	22,068	-63.94
ETHIOPIA	0	19	-	0	10	-
TANZANIA, UNITED REPUBLIC O	226,298	74,742	-66.97	358,765	109,080	-69.60
MADAGASCAR	14,854	24,165	62.68	5,260	7,644	45.32
KENYA	185,651	268,627	44.69	343,720	537,458	56.37
REUNION	3,817	87	-97.72	10,486	351	-96.65
EQUATORIAL GUINEA	0	5,109	-	0	9,033	-
TOGO	0	6,110	-	0	35,335	-
GHANA	77,713	81,879	5.36	170,445	184,175	8.06
GUINEA	2,153	0	-100.00	1,850	0	-100.00
ANGOLA	73,440	25,200	-65.69	122,400	45,500	-62.83
CAMEROON	10,924	0	-100.00	23,202	0	-100.00
NIGERIA	338,765	23,285	-93.13	639,289	110,151	-82.77
GABON	0	6,803	-	0	12,858	-
SENEGAL	103,738	87,009	-16.13	83,920	51,710	-38.38
BENIN	34,472	120,585	249.81	56,545	265,255	369.10
BURKINA FASO	6,361	0	-100.00	11,435	0	-100.00
GAMBIA	0	3,584	-	0	7,987	-
SEYCHELLES	5,993	4,447	-25.80	10,580	5,571	-47.34
UGANDA	251	0	-100.00	652	0	-100.00
DJIBOUTI	58,851	44,432	-24.50	96,725	75,589	-21.85
SAO TOME AND PRINCIPE	19,454	0	-100.00	39,251	0	-100.00
SOUTH AFRICA	26,842	31,207	16.26	69,083	137,964	99.71
MAURITIUS	31,726	35,180	10.89	97,339	94,930	-2.47
AUSTRALIA	67,124	20,555	-69.38	179,183	58,897	-67.13
NEW ZEALAND	1,997	5,454	173.11	11,682	28,216	141.53
NEW CALEDONIA	285	0	-100.00	419	0	-100.00
VANUATU	2,704	3,978	47.12	3,263	5,942	82.10
WALLIS AND FUTUNA ISLANDS	34	0	-100.00	60	0	-100.00
FIJI	14,026	15,835	12.90	32,094	48,635	51.54
KIRIBATI	13,125	0	-100.00	22,333	0	-100.00
SAMOA	5,280	6,492	22.95	8,936	11,827	32.35
SOLOMON ISLANDS	1,312	634	-51.68	1,968	625	-68.24
TONGA	2,701	7,797	188.67	3,098	7,887	154.58
TUVALU	290	0	-100.00	746	0	-100.00
EAST TIMOR	38,819	272,171	601.13	40,879	372,278	810.68
UNITED STATES	54,187	32,271	-40.45	145,088	162,675	12.12
CANADA	104	106	1.92	657	356	-45.81
MEXICO	0	377	-	0	13,694	-
PANAMA	4,492	0	-100.00	6,450	0	-100.00
SURINAME	591	0	-100.00	5,460	0	-100.00
CHILE	203	0	-100.00	352	0	-100.00
ARGENTINA	0	224	-	0	2,022	-
PUERTO RICO	0	21	-	0	128	-
BELIZE	0	5,359	-	0	31,238	-
DOMINICAN REPUBLIC	0	53	-	0	66	-
BARBADOS	0	1,451	-	0	2,418	-
BERMUDA	0	26	-	0	77	-
MARTINIQUE	10	422	4,120.00	62	576	829.03
UNITED KINGDOM	143,130	57,819	-59.60	750,613	236,648	-68.47
NETHERLANDS	46,410	44,654	-3.78	87,457	125,714	43.74
FRANCE	36,684	39,237	6.96	192,328	320,592	66.69
GERMANY, FED. REP. OF	4,391	133	-96.97	8,784	393	-95.53
AUSTRIA	95	0	-100.00	5,085	0	-100.00
BELGIUM	8,038	4,339	-46.02	16,343	9,015	-44.84
SWITZERLAND	401	2	-99.50	3,279	3	-99.91
DENMARK	0	1	-	0	8	-
NORWAY	100	0	-100.00	3,707	0	-100.00
SWEDEN	0	601	-	0	2,845	-
ITALY	77,657	27,840	-64.15	119,788	55,335	-53.81

TABEL 5. PERKEMBANGAN EKSPOR INDONESIA MENURUT KOMODITI DAN NEGARA TUJUAN

JENIS BARANG	BERAT BERSIH (KG)		PERUB	NILAI FOB (US \$)		PERUB
	JAN-FEB 2008	JAN-FEB 2009	%	JAN-FEB 2008	JAN-FEB 2009	%
(1)	(2)	(3)	(4)	(5)	(6)	(7)
SPAIN	1,606	3,680	129.14	22,798	55,937	145.36
PORTUGAL	33,899	0	-100.00	36,249	0	-100.00
MONTserrat	0	5,929	-	0	8,415	-
GREECE	15,900	8,123	-48.91	29,819	20,257	-32.07
DEMOCRATIC REPUBLIC OF THE	11,538	21,018	82.16	36,112	30,160	-16.48
ROMANIA	655	199	-69.62	13,963	5,426	-61.14
BULGARIA	627	0	-100.00	11,551	0	-100.00
CROATIA	1	0	-100.00	6	0	-100.00
MALTA	655	0	-100.00	1,020	0	-100.00
CZECH REPUBLIC	0	100	-	0	1,238	-
ROTAN OLAHAN	4,645,957	3,700,852	-20.34	4,211,493	3,797,900	-9.82
JAPAN	1,030	3,763	265.34	7,572	4,008	-47.07
HONG KONG	211,057	42,151	-80.03	180,765	45,502	-74.83
KOREA, REPUBLIC OF	0	128	-	0	1,352	-
TAIWAN	28,434	59,811	110.35	17,741	35,146	98.11
CHINA	3,524,113	2,683,483	-23.85	2,911,342	2,360,393	-18.92
THAILAND	107,159	150,428	40.38	101,855	130,262	27.89
SINGAPORE	335,477	361,149	7.65	321,344	434,897	35.34
MALAYSIA	181,783	192,095	5.67	78,850	228,754	190.11
INDIA	42,418	7,399	-82.56	34,974	18,040	-48.42
SRI LANKA	20,048	2,200	-89.03	23,405	4,884	-79.13
SAUDI ARABIA	41,236	12,772	-69.03	48,798	3,368	-93.10
KUWAIT	3,851	18,771	387.43	2,920	14,900	410.27
JORDAN	0	6,349	-	0	8,065	-
LEBANON	0	2,097	-	0	2,750	-
UNITED ARAB EMIRATES	1,032	155	-84.98	5,137	2,869	-44.15
CYPRUS	6,176	5,178	-16.16	17,733	23,332	31.57
MOROCCO	0	6,299	-	0	16,253	-
SOUTH AFRICA	145	22,039	15,099.31	296	22,744	7,583.78
AUSTRALIA	4,267	12,899	202.30	18,098	60,007	231.57
NEW ZEALAND	3,070	0	-100.00	6,439	0	-100.00
GUAM	275	86	-68.73	500	933	86.60
NEW CALEDONIA	79	0	-100.00	421	0	-100.00
TONGA	236	0	-100.00	179	0	-100.00
UNITED STATES	41,458	6,120	-85.24	150,104	24,979	-83.36
CANADA	0	626	-	0	6,996	-
ARGENTINA	0	346	-	0	628	-
UNITED KINGDOM	8,002	1,137	-85.79	30,949	7,385	-76.14
NETHERLANDS	31	2,165	6,883.87	280	19,438	6,842.14
FRANCE	22,406	1,518	-93.23	58,255	6,227	-89.31
GERMANY, FED. REP. OF	320	53,619	16,655.94	595	136,619	22,861.18
BELGIUM	34,059	72	-99.79	93,433	334	-99.64
SWITZERLAND	0	291	-	0	2,592	-
SWEDEN	1,237	0	-100.00	10,055	0	-100.00
FINLAND	0	3,913	-	0	169	-
ITALY	3,915	4,453	13.74	21,168	39,918	88.58
SPAIN	11,299	8,571	-24.14	43,126	28,590	-33.71
PORTUGAL	293	0	-100.00	711	0	-100.00
GREECE	3	139	4,533.33	20	1,097	5,385.00
UKRAINE	7,118	14,128	98.48	21,298	51,291	140.83
CZECH REPUBLIC	3,930	0	-100.00	3,130	0	-100.00
RUSSIA FEDERATION	0	14,502	-	0	53,178	-
-MINYAK KELAPA SAWIT	2,294,104,549	2,233,255,975	-2.65	2,044,384,498	1,100,174,922	-46.19
JAPAN	391,061	174,071	-55.49	508,820	166,427	-67.29
HONG KONG	3,000,000	0	-100.00	2,730,000	0	-100.00
KOREA, REPUBLIC OF	0	40,010	-	0	30,928	-
TAIWAN	105,330	105,570	0.23	121,130	80,655	-33.41
CHINA	354,478,999	341,434,664	-3.68	315,518,992	160,274,788	-49.20
PAPUA NEW GUINEA	627,015	562,835	-10.24	808,579	478,564	-40.81
THAILAND	19,193,000	0	-100.00	19,336,795	0	-100.00
SINGAPORE	93,433,502	107,919,430	15.50	79,912,252	49,815,754	-37.66
PHILIPPINES	1,697,522	1,578,623	-7.00	2,017,047	1,835,964	-8.98
MALAYSIA	100,025,425	78,329,846	-21.69	89,111,247	36,503,732	-59.04
MYANMAR (FORM. BURMA)	29,548,710	21,499,062	-27.24	27,781,650	11,524,480	-58.52
BRUNEI DARUSSALAM	234,366	110,650	-52.79	274,726	120,908	-55.99
VIET NAM	57,774,893	27,185,997	-52.94	52,712,108	14,198,223	-73.06
MALDIVES	287,733	213,024	-25.96	392,108	188,849	-51.84
INDIA	775,856,612	842,249,379	8.56	681,304,432	422,521,830	-37.98
PAKISTAN	96,250,267	33,915,416	-64.76	92,053,775	18,004,460	-80.44
BANGLADESH	68,786,198	95,300,519	38.55	65,490,571	52,128,910	-20.40
SRI LANKA	20,807,234	0	-100.00	17,380,603	0	-100.00
AFGHANISTAN	0	357,696	-	0	249,570	-
IRAQ	532,170	0	-100.00	659,382	0	-100.00
IRAN (ISLAMIC REPUBLIC OF)	49,631,960	1,455,380	-97.07	44,347,254	973,693	-97.80
SAUDI ARABIA	35,420,254	19,773,099	-44.18	31,162,081	12,388,437	-60.25
ISRAEL	75,204	77,760	3.40	100,179	53,849	-46.25

TABEL 5. PERKEMBANGAN EKSPOR INDONESIA MENURUT KOMODITI DAN NEGARA TUJUAN

JENIS BARANG	BERAT BERSIH (KG)		PERUB	NILAI FOB (US \$)		PERUB
	JAN-FEB 2008	JAN-FEB 2009	%	JAN-FEB 2008	JAN-FEB 2009	%
(1)	(2)	(3)	(4)	(5)	(6)	(7)
JORDAN	19,265,998	11,285,000	-41.43	19,522,820	6,362,813	-67.41
YEMEN	741,171	5,230,697	605.73	775,007	3,314,268	327.64
TURKEY	9,500,000	0	-100.00	8,087,500	0	-100.00
UNITED ARAB EMIRATES	63,019	3,001,895	4,663.48	69,323	1,661,996	2,297.47
EGYPT	71,331,119	64,040,998	-10.22	63,998,316	34,041,793	-46.81
TUNISIA	15,000,000	4,999,904	-66.67	14,370,000	2,844,945	-80.20
ALGERIA	12,250,000	5,141,086	-58.03	12,664,750	2,407,843	-80.99
SUDAN	37,908	20,120	-46.92	35,615	15,502	-56.47
TANZANIA, UNITED REPUBLIC O	458,784	8,699,966	1,796.31	498,423	4,019,115	706.37
MOZAMBIQUE	260,031	0	-100.00	339,063	0	-100.00
EQUATORIAL GUINEA	74,771	0	-100.00	96,441	0	-100.00
TOGO	68,203	105,635	54.88	116,099	100,693	-13.27
GHANA	5,082,328	911,175	-82.07	5,275,351	634,179	-87.98
LIBERIA	0	18,130	-	0	15,569	-
GUINEA	6,500,000	0	-100.00	6,565,000	0	-100.00
ANGOLA	5,082,107	3,136,058	-38.29	5,226,657	2,087,012	-60.07
CONGO	1,668,939	295,929	-82.27	1,780,455	181,332	-89.82
CAMEROON	445,430	442,730	-0.61	483,191	285,923	-40.83
NIGERIA	35,456	8,850,000	24,860.51	55,463	4,750,250	8,464.72
SIERRA LEONE	0	410,058	-	0	296,710	-
GABON	152,039	472,963	211.08	188,038	392,288	108.62
COTE D'IVOIRE	1,499,999	8,000,000	433.33	1,276,250	4,680,000	266.70
MAURITANIA	84,960	2,651,428	3,020.80	84,153	1,652,334	1,863.49
MALI	0	290,016	-	0	211,056	-
BENIN	272,269	4,341,377	1,494.52	399,772	3,034,970	659.18
GUINEA BISSAU	1,141,110	0	-100.00	1,110,846	0	-100.00
GAMBIA	84,960	5,140,616	5,950.63	84,153	3,595,401	4,172.46
DJIBOUTI	419,140	776,952	85.37	361,329	527,241	45.92
SAO TOME AND PRINCIPE	95,025	0	-100.00	115,500	0	-100.00
SOUTH AFRICA	18,831,390	21,811,645	15.83	15,438,968	9,481,208	-38.59
COMOROS	135,820	0	-100.00	185,653	0	-100.00
MAURITIUS	77,570	0	-100.00	103,608	0	-100.00
AUSTRALIA	0	20,120	-	0	14,497	-
NEW ZEALAND	0	42,090	-	0	28,411	-
MICRONESIA, FEDERATED STAT	2,542	0	-100.00	3,333	0	-100.00
NORTHERN MARIANA ISLANDS	16,201	0	-100.00	21,956	0	-100.00
VANUATU	75,078	45,285	-39.68	98,792	40,801	-58.70
AMERICAN SAMOA	0	14,048	-	0	13,043	-
FIJI	27,117	85,355	214.77	36,905	85,852	132.63
KIRIBATI	16,363	15,481	-5.39	22,722	13,122	-42.25
SAMOA	146,248	83,252	-43.07	198,152	89,090	-55.04
SOLOMON ISLANDS	0	65,530	-	0	65,697	-
TONGA	17,353	18,294	5.42	23,408	18,259	-22.00
TUVALU	12,146	5,574	-54.11	17,102	8,324	-51.33
EAST TIMOR	138,165	907,495	556.82	195,291	862,469	341.63
UNITED STATES	20,152,953	4,250,000	-78.91	17,424,807	2,032,500	-88.34
PANAMA	0	74,935	-	0	73,382	-
BRAZIL	18,540,553	16,599,779	-10.47	16,139,067	8,014,206	-50.34
HAITI	0	65,641	-	0	49,660	-
UNITED KINGDOM	700,000	6,000,000	757.14	677,250	3,260,000	381.36
NETHERLANDS	149,145,514	195,544,129	31.11	128,687,796	90,398,877	-29.75
FRANCE	2,549,985	0	-100.00	2,093,987	0	-100.00
GERMANY, FED. REP. OF	92,877,082	75,803,367	-18.38	78,582,622	34,760,183	-55.77
BELGIUM	21,042	0	-100.00	22,094	0	-100.00
DENMARK	6,499,955	2,499,918	-61.54	5,213,461	1,287,458	-75.31
SWEDEN	0	3,799,934	-	0	1,991,470	-
ITALY	62,628,993	126,985,987	102.76	57,308,061	57,112,041	-0.34
SPAIN	10,578,664	23,087,499	118.25	9,298,773	10,784,003	15.97
PORTUGAL	500,000	7,634,000	1,426.80	525,000	3,379,390	543.69
GREECE	11,035,058	13,721,424	24.34	10,069,059	6,169,519	-38.73
DEMOCRATIC REPUBLIC OF THE	12,491,909	1,185,163	-90.51	11,382,110	727,725	-93.61
POLAND	21,000	0	-100.00	20,370	0	-100.00
ROMANIA	0	43,740	-	0	29,306	-
UKRAINE	26,699,967	22,300,526	-16.48	22,866,736	10,731,175	-53.07
RUSSIA FEDERATION	393,660	0	-100.00	424,169	0	-100.00
-MINYAK BIJI KELAPA SAWIT	246,560,176	248,107,186	0.63	259,417,877	138,820,986	-46.49
JAPAN	6,000,000	0	-100.00	6,273,750	0	-100.00
CHINA	73,845,807	55,420,687	-24.95	75,377,444	29,506,002	-60.86
SINGAPORE	2,800,003	2,729,012	-2.54	2,423,502	2,252,831	-7.04
MALAYSIA	59,249,352	55,122,128	-6.97	65,232,640	30,640,717	-53.03
INDIA	34,992,397	25,345,088	-27.57	35,809,832	18,671,634	-47.86
PAKISTAN	1,750,000	562,208	-67.87	1,905,063	608,583	-68.05
BANGLADESH	500,000	1,500,350	200.07	479,500	736,661	53.63
SRI LANKA	400,000	0	-100.00	448,000	0	-100.00
SAUDI ARABIA	600,000	0	-100.00	552,000	0	-100.00
TURKEY	838,000	0	-100.00	833,810	0	-100.00
EGYPT	2,800,000	1,999,997	-28.57	3,386,250	1,100,750	-67.49

TABEL 5. PERKEMBANGAN EKSPOR INDONESIA MENURUT KOMODITI DAN NEGARA TUJUAN

JENIS BARANG	BERAT BERSIH (KG)		PERUB	NILAI FOB (US \$)		PERUB
	JAN-FEB 2008	JAN-FEB 2009	%	JAN-FEB 2008	JAN-FEB 2009	%
(1)	(2)	(3)	(4)	(5)	(6)	(7)
ALGERIA	0	294,410	-	0	188,567	-
MAURITANIA	0	150,000	-	0	76,125	-
SOUTH AFRICA	1,070,000	1,097,000	2.52	1,140,400	453,760	-60.21
MALAWI	0	332,250	-	0	174,432	-
UNITED STATES	3,099,782	20,000,000	545.21	3,529,261	9,675,000	174.14
BRAZIL	10,170,316	7,999,997	-21.34	10,765,868	7,134,437	-33.73
NETHERLANDS	40,843,991	57,795,824	41.50	43,299,797	26,907,425	-37.86
GERMANY, FED. REP. OF	0	2,703,039	-	0	1,271,584	-
ITALY	1,500,000	2,299,911	53.33	1,860,000	1,404,384	-24.50
SPAIN	714,000	0	-100.00	878,220	0	-100.00
PORTUGAL	0	300,000	-	0	148,500	-
GREECE	2,446,135	1,449,983	-40.72	2,326,797	714,093	-69.31
UKRAINE	2,940,393	10,940,700	272.08	2,895,743	7,112,463	145.62
RUSSIA FEDERATION	0	64,602	-	0	43,038	-
-MINYAK NABATI LAIN	188,559,687	81,082,984	-57.00	192,938,488	54,483,909	-71.76
JAPAN	169,953	85,790	-49.52	173,360	78,440	-54.75
HONG KONG	21,791	0	-100.00	22,874	0	-100.00
KOREA, REPUBLIC OF	9,420,565	5,337,575	-43.34	9,542,390	5,027,507	-47.31
TAIWAN	58,903	182,351	209.58	64,560	105,796	63.87
CHINA	55,716,393	21,675,637	-61.10	55,944,383	15,256,559	-72.73
PAPUA NEW GUINEA	24,275	0	-100.00	46,916	0	-100.00
THAILAND	50	60,000	119,900.00	14	35,898	256,314.29
SINGAPORE	40,297	3,710,765	9,108.54	47,177	2,806,007	5,847.83
MALAYSIA	47,843,503	18,873,580	-60.55	49,064,167	11,893,563	-75.76
NEPAL	0	43,740	-	0	39,706	-
VIET NAM	69,000	5,569,320	7,971.48	130,042	664,589	411.06
MALDIVES	0	3,001	-	0	5,411	-
INDIA	2,252,525	6,200,201	175.26	1,670,881	2,884,331	72.62
PAKISTAN	90,650	337,560	272.38	26,359	206,755	684.38
BANGLADESH	19,396,203	329,660	-98.30	18,849,084	301,288	-98.40
SRI LANKA	125,040	0	-100.00	169,920	0	-100.00
IRAN (ISLAMIC REPUBLIC OF)	0	76,000	-	0	52,800	-
SAUDI ARABIA	212,800	0	-100.00	283,024	0	-100.00
JORDAN	42,012	0	-100.00	61,757	0	-100.00
LEBANON	0	18,620	-	0	15,455	-
SYRIA ARAB REPUBLIC	288,960	247,400	-14.38	360,258	216,160	-40.00
TURKEY	2,105,030	0	-100.00	1,910,882	0	-100.00
UNITED ARAB EMIRATES	0	60,000	-	0	45,600	-
EGYPT	500,000	148,865	-70.23	457,500	138,629	-69.70
EQUATORIAL GUINEA	0	131	-	0	1,000	-
GABON	0	18,620	-	0	20,907	-
MAURITANIA	0	420,000	-	0	193,200	-
SOUTH AFRICA	535,700	826,500	54.28	504,213	383,988	-23.84
NEW ZEALAND	0	306,510	-	0	369,012	-
UNITED STATES	8,150,312	7,017,131	-13.90	7,727,567	6,484,301	-16.09
COSTA RICA	19,500	0	-100.00	19,071	0	-100.00
UNITED KINGDOM	60	593	888.33	496	3,445	594.56
NETHERLANDS	32,443,054	6,500,000	-79.96	34,504,805	4,855,085	-85.93
SWITZERLAND	3	0	-100.00	29	0	-100.00
DENMARK	0	249,984	-	0	150,615	-
SWEDEN	0	799,924	-	0	511,951	-
SPAIN	434	38,829	8,846.77	2,787	48,226	1,630.39
GREECE	56,000	17,000	-69.64	61,722	19,831	-67.87
POLAND	18,750	0	-100.00	18,563	0	-100.00
ROMANIA	486,068	206,479	-57.52	737,157	142,149	-80.72
KAZAKHSTAN	0	43,173	-	0	39,016	-
TAJIKISTAN	81,720	0	-100.00	99,596	0	-100.00
UKRAINE	1,197,040	179,956	-84.97	1,543,142	161,694	-89.52
UZBEKISTAN	273,870	225,000	-17.84	337,102	207,990	-38.30
LATVIA	18,981	27,755	46.23	28,553	22,561	-20.99
GEORGIA	43,740	0	-100.00	54,981	0	-100.00
BOSNIA AND HERZEGOVINA	819	0	-100.00	3,818	0	-100.00
MALTA	66	12	-81.82	770	163	-78.83
SLOVENIA	0	5,540	-	0	3,516	-
CZECH REPUBLIC	0	125	-	0	1,300	-
RUSSIA FEDERATION	6,855,620	1,239,657	-81.92	8,468,568	1,089,465	-87.14
-STEARIN	19,886,002	20,847,969	4.84	20,153,928	12,428,866	-38.33
JAPAN	645,839	301,999	-53.24	677,750	232,145	-65.75
HONG KONG	52,500	17,500	-66.67	55,615	10,815	-80.55
KOREA, REPUBLIC OF	1,250,000	326,439	-73.88	1,217,057	209,929	-82.75
TAIWAN	1,537,533	1,513,499	-1.56	1,514,501	984,105	-35.02
CHINA	8,352,699	9,133,497	9.35	8,566,921	5,083,194	-40.66
THAILAND	698,628	893,070	27.83	738,305	572,263	-22.49
SINGAPORE	13,000	213,006	1,538.51	14,943	150,884	909.73
PHILIPPINES	220,999	264,498	19.68	237,142	159,276	-32.84
MALAYSIA	300	781,971	260,557.00	100	400,423	400,323.00

TABEL 5. PERKEMBANGAN EKSPOR INDONESIA MENURUT KOMODITI DAN NEGARA TUJUAN

JENIS BARANG	BERAT BERSIH (KG)		PERUB	NILAI FOB (US \$)		PERUB
	JAN-FEB 2008	JAN-FEB 2009	%	JAN-FEB 2008	JAN-FEB 2009	%
(1)	(2)	(3)	(4)	(5)	(6)	(7)
VIET NAM	781,999	169,999	-78.26	818,627	92,212	-88.74
INDIA	36,414	168,786	363.52	39,650	101,550	156.12
PAKISTAN	17,000	102,000	500.00	20,530	58,980	187.29
BANGLADESH	237,000	782,000	229.96	232,745	415,730	78.62
SRI LANKA	34,000	57,498	69.11	37,880	32,789	-13.44
IRAN (ISLAMIC REPUBLIC OF)	97,000	60,000	-38.14	100,515	46,025	-54.21
LEBANON	17,000	0	-100.00	20,740	0	-100.00
SYRIA ARAB REPUBLIC	51,000	196,963	286.20	46,410	111,492	140.23
TURKEY	2,694,000	2,475,928	-8.09	2,653,288	1,661,438	-37.38
UNITED ARAB EMIRATES	0	68,000	-	0	42,160	-
EGYPT	232,313	136,000	-41.46	243,456	59,942	-75.38
KENYA	0	68,585	-	0	40,055	-
GHANA	0	34,000	-	0	19,312	-
NIGERIA	34,000	0	-100.00	36,210	0	-100.00
COTE D'IVOIRE	0	68,000	-	0	38,624	-
SOUTH AFRICA	34,000	68,000	100.00	32,980	49,470	50.00
AUSTRALIA	70,000	6,782	-90.31	75,551	5,420	-92.83
UNITED STATES	37,000	175,690	374.84	42,000	115,458	174.90
CANADA	0	17,000	-	0	9,520	-
CHILE	0	16,850	-	0	10,616	-
PERU	0	17,000	-	0	9,180	-
UNITED KINGDOM	179,000	144,000	-19.55	174,866	108,096	-38.18
NETHERLANDS	1,983,557	2,224,000	12.12	1,922,659	1,383,160	-28.06
FRANCE	24,835	0	-100.00	28,553	0	-100.00
GERMANY, FED. REP. OF	145,000	17,000	-88.28	156,010	11,543	-92.60
BELGIUM	0	17,000	-	0	9,350	-
SWEDEN	14,000	0	-100.00	15,839	0	-100.00
ITALY	17,000	33,000	94.12	17,340	22,550	30.05
SPAIN	58,000	192,000	231.03	64,661	114,267	76.72
PORTUGAL	72,000	23,999	-66.67	87,166	16,602	-80.95
POLAND	65,997	0	-100.00	68,618	0	-100.00
BULGARIA	32,389	6,410	-80.21	36,976	4,695	-87.30
UKRAINE	118,000	0	-100.00	124,180	0	-100.00
RUSSIA FEDERATION	32,000	56,000	75.00	34,144	35,596	4.25
-ASAM BERLEMAK LAIN	118,364,382	94,420,231	-20.23	97,805,425	46,341,878	-52.62
JAPAN	1,874,583	1,864,499	-0.54	2,513,870	1,312,421	-47.79
HONG KONG	5,760	2,880	-50.00	8,734	3,271	-62.55
KOREA, REPUBLIC OF	1,623,430	13,251,692	716.28	1,702,779	4,812,942	182.65
TAIWAN	47,010	84,770	80.32	53,469	47,321	-11.50
CHINA	5,343,740	4,521,609	-15.38	6,112,362	4,424,866	-27.61
THAILAND	594,680	744,843	25.25	848,143	839,434	-1.03
SINGAPORE	3,673,289	4,307,673	17.27	4,759,997	2,658,835	-44.14
PHILIPPINES	0	475,410	-	0	363,689	-
MALAYSIA	8,023,519	3,345,101	-58.31	7,495,822	2,712,949	-63.81
VIET NAM	0	39,433	-	0	26,306	-
INDIA	47,793,423	13,767,405	-71.19	31,130,916	5,664,731	-81.80
PAKISTAN	1,978,352	3,046,977	54.02	649,770	966,996	48.82
BANGLADESH	18,130	290,080	1,500.00	14,304	112,841	688.88
SRI LANKA	504,700	2,899,050	474.41	482,294	2,166,601	349.23
IRAN (ISLAMIC REPUBLIC OF)	0	149,390	-	0	169,646	-
SAUDI ARABIA	28,800	0	-100.00	38,246	0	-100.00
JORDAN	0	17,280	-	0	16,813	-
SYRIA ARAB REPUBLIC	17,280	0	-100.00	19,526	0	-100.00
TURKEY	408,722	335,535	-17.91	497,886	299,446	-39.86
EGYPT	25,532	3,711,141	14,435.25	34,245	1,202,708	3,412.07
ETHIOPIA	36,260	0	-100.00	27,558	0	-100.00
TANZANIA, UNITED REPUBLIC O	0	1,950,000	-	0	797,000	-
MADAGASCAR	37,240	0	-100.00	13,034	0	-100.00
MOZAMBIQUE	145,040	0	-100.00	69,619	0	-100.00
TOGO	126,910	88,000	-30.66	105,335	29,040	-72.43
MAURITANIA	0	1,000,000	-	0	320,000	-
SOUTH AFRICA	2,137,870	1,217,099	-43.07	1,401,139	529,045	-62.24
MALAWI	37,240	895,820	2,305.53	12,475	323,080	2,489.82
AUSTRALIA	140,356	154,350	9.97	205,975	165,631	-19.59
NEW ZEALAND	0	7,600	-	0	6,992	-
UNITED STATES	8,287,265	3,160,739	-61.86	10,918,746	3,301,487	-69.76
CANADA	21,600	0	-100.00	28,080	0	-100.00
MEXICO	52,799	39,770	-24.68	68,960	22,669	-67.13
ARGENTINA	8,844	351,539	3,874.89	14,725	277,741	1,786.19
BRAZIL	1,403,510	1,051,190	-25.10	1,751,097	1,013,717	-42.11
COLOMBIA	0	37,790	-	0	36,921	-
ECUADOR	0	15,200	-	0	13,072	-
COSTA RICA	84,800	0	-100.00	61,904	0	-100.00
UNITED KINGDOM	145,950	30,400	-79.17	188,787	27,892	-85.23
NETHERLANDS	5,544,362	1,857,620	-66.50	6,249,419	1,336,281	-78.62
FRANCE	60,900	40,410	-33.65	144,334	79,325	-45.04
GERMANY, FED. REP. OF	535,670	238,160	-55.54	923,532	406,506	-55.98

TABEL 5. PERKEMBANGAN EKSPOR INDONESIA MENURUT KOMODITI DAN NEGARA TUJUAN

JENIS BARANG	BERAT BERSIH (KG)		PERUB	NILAI FOB (US \$)		PERUB
	JAN-FEB 2008	JAN-FEB 2009	%	JAN-FEB 2008	JAN-FEB 2009	%
(1)	(2)	(3)	(4)	(5)	(6)	(7)
BELGIUM	0	35,548	-	0	55,107	-
DENMARK	5,000,000	0	-100.00	3,362,600	0	-100.00
SWEDEN	0	9,999,790	-	0	2,989,937	-
ITALY	319,370	5,801,870	1,716.66	387,778	2,126,212	448.31
SPAIN	22,270,407	13,592,568	-38.97	15,498,418	4,682,407	-69.79
GREECE	7,039	0	-100.00	9,547	0	-100.00
-ALAT LISTRIK	88,508,194	62,507,741	-29.38	796,488,178	612,165,042	-23.14
JAPAN	10,661,302	5,710,592	-46.44	154,081,540	83,814,358	-45.60
HONG KONG	1,798,440	819,446	-54.44	30,304,317	15,258,205	-49.65
KOREA, REPUBLIC OF	1,033,405	709,154	-31.38	15,682,309	10,206,469	-34.92
TAIWAN	660,546	205,248	-68.93	8,968,887	3,097,691	-65.46
CHINA	1,524,557	602,820	-60.46	21,216,664	10,601,203	-50.03
PAPUA NEW GUINEA	828,600	1,078,531	30.16	1,611,648	1,741,482	8.06
THAILAND	5,463,575	2,470,536	-54.78	33,322,088	15,770,569	-52.67
SINGAPORE	7,773,365	5,072,977	-34.74	195,715,176	153,186,426	-21.73
PHILIPPINES	2,621,609	3,124,762	19.19	13,723,745	18,550,440	35.17
MALAYSIA	5,173,882	4,179,648	-19.22	30,680,883	27,802,133	-9.38
MYANMAR (FORM. BURMA)	6,417	142,273	2,117.13	21,733	405,868	1,767.52
BRUNEI DARUSSALAM	3,961	156,579	3,853.02	21,327	768,817	3,504.90
VIET NAM	3,228,504	1,480,829	-54.13	14,253,202	11,581,477	-18.74
MALDIVES	700	4,673	567.57	10,112	91,331	803.19
INDIA	963,852	3,025,002	213.85	2,885,439	7,350,697	154.75
PAKISTAN	526,933	257,643	-51.11	2,173,040	1,210,802	-44.28
BANGLADESH	21,261	28,213	32.70	116,227	142,351	22.48
SRI LANKA	189,063	374,569	98.12	772,900	1,079,866	39.72
AFGHANISTAN	71,680	100,189	39.77	246,064	263,139	6.94
IRAQ	0	29,348	-	0	61,705	-
IRAN (ISLAMIC REPUBLIC OF)	197,346	410,166	107.84	722,060	1,105,081	53.05
SAUDI ARABIA	1,408,614	984,577	-30.10	5,404,722	2,652,899	-50.92
ISRAEL	50,009	66,944	33.86	213,794	344,385	61.08
KUWAIT	154,717	173,242	11.97	584,894	530,793	-9.25
JORDAN	139,849	52,860	-62.20	467,484	173,964	-62.79
LEBANON	69,852	219,346	214.02	260,221	612,420	135.35
PALESTINA	126,160	0	-100.00	534,869	0	-100.00
YEMEN	542,183	98,048	-81.92	1,832,141	250,866	-86.31
OMAN	223,097	240,057	7.60	1,064,979	812,719	-23.69
SYRIA ARAB REPUBLIC	37,610	23,255	-38.17	138,171	67,968	-50.81
TURKEY	1,598,204	402,160	-74.84	6,954,481	1,219,723	-82.46
UNITED ARAB EMIRATES	8,340,786	2,161,178	-74.09	45,716,124	10,245,735	-77.59
QATAR	941,170	219,016	-76.73	4,321,428	666,209	-84.58
BAHRAIN	34,959	89,449	155.87	164,032	175,384	6.92
CYPRUS	35,699	33,743	-5.48	132,116	68,003	-48.53
EGYPT	1,027,985	950,424	-7.54	2,461,519	4,384,251	78.11
LIBYAN ARAB JAMAHIRIYA	68,762	74,849	8.85	278,000	178,276	-35.87
MOROCCO	6,939	128,498	1,751.82	23,511	447,532	1,803.50
TUNISIA	33,950	97,246	186.44	868,354	349,543	-59.75
ALGERIA	122,275	468,475	283.13	330,470	3,126,390	846.04
SUDAN	2,755,838	2,515,856	-8.71	8,123,779	5,374,426	-33.84
ERITREA	120,193	0	-100.00	216,177	0	-100.00
ETHIOPIA	72,957	19,540	-73.22	279,742	56,100	-79.95
TANZANIA, UNITED REPUBLIC O	56,849	104,451	83.73	251,108	260,185	3.61
MADAGASCAR	14,337	292	-97.96	63,683	4,480	-92.97
KENYA	229,345	209,741	-8.55	725,975	522,909	-27.97
MOZAMBIQUE	3,342	25,522	663.67	25,384	52,149	105.44
EQUATORIAL GUINEA	0	47,224	-	0	93,660	-
TOGO	29,547	39,667	34.25	70,280	611,541	770.15
GHANA	287,301	95,270	-66.84	1,228,520	245,291	-80.03
GUINEA	35,108	17,500	-50.15	55,400	35,000	-36.82
ANGOLA	35,401	48,607	37.30	145,916	187,185	28.28
CONGO	0	3,272	-	0	6,480	-
CAMEROON	103,635	96,937	-6.46	237,519	178,672	-24.78
NIGERIA	161,199	498,432	209.20	1,848,404	1,478,249	-20.03
GABON	49,489	8,627	-82.57	212,663	32,124	-84.89
COTE D'IVOIRE	18,092	0	-100.00	75,710	0	-100.00
SENEGAL	47,738	56,731	18.84	43,244	94,221	117.88
BENIN	70,651	42,151	-40.34	373,123	87,154	-76.64
BURKINA FASO	18	0	-100.00	487	0	-100.00
GAMBIA	16,499	137	-99.17	12,625	182	-98.56
SEYCHELLES	8,673	0	-100.00	36,740	0	-100.00
UGANDA	35,921	13,809	-61.56	95,032	48,113	-49.37
NIGER	0	28	-	0	133	-
DJIBOUTI	136,792	304,150	122.34	460,300	773,578	68.06
SAO TOME AND PRINCIPE	0	704	-	0	250	-
SWAZILAND	120	0	-100.00	6,573	0	-100.00
SOUTH AFRICA	254,802	178,370	-30.00	1,049,376	789,714	-24.74
ZAMBIA	19,203	0	-100.00	60,096	0	-100.00
MAURITIUS	10,190	0	-100.00	36,608	0	-100.00

TABEL 5. PERKEMBANGAN EKSPOR INDONESIA MENURUT KOMODITI DAN NEGARA TUJUAN

JENIS BARANG	BERAT BERSIH (KG)		PERUB	NILAI FOB (US \$)		PERUB
	JAN-FEB 2008	JAN-FEB 2009	%	JAN-FEB 2008	JAN-FEB 2009	%
(1)	(2)	(3)	(4)	(5)	(6)	(7)
AUSTRALIA	2,551,726	2,100,739	-17.67	20,459,940	14,268,508	-30.26
NEW ZEALAND	324,446	456,333	40.65	1,967,226	4,309,789	119.08
NEW CALEDONIA	12,066	0	-100.00	37,990	0	-100.00
VANUATU	63,490	0	-100.00	138,106	0	-100.00
AMERICAN SAMOA	11,893	0	-100.00	29,465	0	-100.00
COOK ISLANDS	2,819	0	-100.00	1,752	0	-100.00
FIJI	67,958	42,108	-38.04	163,279	109,842	-32.73
SAMOA	181,821	8,373	-95.39	1,220,218	40,754	-96.66
SOLOMON ISLANDS	96,421	51,477	-46.61	190,624	126,894	-33.43
TONGA	3,556	0	-100.00	11,222	0	-100.00
EAST TIMOR	61,628	359,969	484.10	119,101	553,812	364.99
UNITED STATES	6,258,037	5,857,520	-6.40	63,208,942	80,113,808	26.74
CANADA	644,956	183,591	-71.53	2,863,141	1,728,353	-39.63
MEXICO	641,845	550,087	-14.30	3,980,883	6,084,373	52.84
GUATEMALA	278,715	148,874	-46.59	629,848	166,898	-73.50
NICARAGUA	0	27,292	-	0	93,555	-
PANAMA	13,529	15,129	11.83	133,946	93,348	-30.31
CUBA	375	0	-100.00	34,098	0	-100.00
SURINAME	96	23,064	23,925.00	1,211	69,448	5,634.76
CHILE	363,414	264,535	-27.21	965,425	669,748	-30.63
VENEZUELA	252,882	184,284	-27.13	2,169,944	1,991,425	-8.23
ARGENTINA	127,939	236,283	84.68	666,263	1,042,519	56.47
BRAZIL	1,062,391	617,130	-41.91	5,614,062	2,767,298	-50.71
COLOMBIA	202,449	162,477	-19.74	902,712	374,700	-58.49
BOLIVIA	0	208	-	0	2,133	-
PARAGUAY	2,926	0	-100.00	9,667	0	-100.00
ECUADOR	284,193	67,013	-76.42	613,423	178,252	-70.94
PERU	133,011	34,970	-73.71	605,328	202,523	-66.54
TRINIDAD AND TOBAGO	0	50,245	-	0	102,718	-
JAMAICA	1,287	18,790	1,359.98	13,829	54,841	296.57
DOMINICAN REPUBLIC	14,613	49,951	241.83	77,143	135,645	75.84
HAITI	123,405	18,277	-85.19	351,531	46,035	-86.90
FRENCH POLYNESIA	7,122	2,250	-68.41	102,629	12,096	-88.21
GRENADA	0	15,754	-	0	31,371	-
NETHERLANDS ANTILLES	0	9,039	-	0	27,308	-
SAN MARINO	4,833	4,833	0.00	66,564	61,800	-7.16
UNITED KINGDOM	3,159,182	4,120,548	30.43	12,124,999	8,907,627	-26.54
NETHERLANDS	1,059,986	768,345	-27.51	6,439,432	3,907,620	-39.32
FRANCE	747,260	879,217	17.66	21,678,422	33,224,932	53.26
GERMANY, FED. REP. OF	1,005,303	369,812	-63.21	9,366,958	5,557,651	-40.67
AUSTRIA	5,859	1,380	-76.45	446,343	63,825	-85.70
BELGIUM	1,275,793	428,112	-66.44	3,160,239	1,421,405	-55.02
SWITZERLAND	31,758	18,590	-41.46	1,248,441	384,396	-69.21
DENMARK	5,981	34,847	482.63	179,737	2,755,886	1,433.29
NORWAY	6,593	9,585	45.38	116,708	37,072	-68.24
SWEDEN	71,257	94,518	32.64	800,471	2,408,321	200.86
FINLAND	11,396	2,329	-79.56	209,401	73,842	-64.74
IRELAND	2	0	-100.00	13	0	-100.00
ITALY	1,164,042	595,868	-48.81	3,648,193	5,189,307	42.24
SPAIN	2,587,554	1,364,769	-47.26	9,807,553	4,512,432	-53.99
PORTUGAL	38,041	62,075	63.18	37,719	152,097	303.24
GREECE	566,648	505,570	-10.78	1,689,434	1,496,201	-11.44
DEMOCRATIC REPUBLIC OF THE	5,000	0	-100.00	20,300	0	-100.00
HUNGARY	22,894	10,115	-55.82	341,501	172,659	-49.44
POLAND	50,098	355,284	609.18	582,244	15,633,803	2,585.09
ROMANIA	1	43,285	4,328,400.00	104	503,290	483,832.69
BULGARIA	0	1	-	0	173	-
ALBANIA	2,392	0	-100.00	10,948	0	-100.00
AZERBAIJAN	0	52	-	0	6,221	-
BELARUS	76,584	0	-100.00	235,008	0	-100.00
KAZAKHSTAN	30,391	71	-99.77	100,341	1,382	-98.62
UKRAINE	47,370	39,033	-17.60	165,736	136,113	-17.87
UZBEKISTAN	10,214	0	-100.00	34,406	0	-100.00
LITHUANIA	0	1	-	0	40	-
ESTONIA	120	0	-100.00	10,300	0	-100.00
GEORGIA	58,033	0	-100.00	140,440	0	-100.00
MALTA	9,535	0	-100.00	61,824	0	-100.00
SLOVAKIA	28,132	101,511	260.84	201,282	2,986,222	1,383.60
CZECH REPUBLIC	109,744	218,282	98.90	1,113,301	4,728,824	324.76
RUSSIA FEDERATION	240,131	130,363	-45.71	1,151,733	1,114,941	-3.19
-DIODE TRANSISTOR	117,784	225,705	91.63	23,903,807	15,284,324	-36.06
JAPAN	22,537	21,281	-5.57	12,322,860	7,038,467	-42.88
HONG KONG	7,846	11,044	40.76	5,024,932	2,784,282	-44.59
KOREA, REPUBLIC OF	773	913	18.11	98,250	64,471	-34.38
TAIWAN	1,296	451	-65.20	286,179	129,435	-54.77
CHINA	5,997	662	-88.96	1,382,079	360,262	-73.93
THAILAND	395	579	46.58	1,462	1,625	11.15

TABEL 5. PERKEMBANGAN EKSPOR INDONESIA MENURUT KOMODITI DAN NEGARA TUJUAN

JENIS BARANG	BERAT BERSIH (KG)		PERUB	NILAI FOB (US \$)		PERUB
	JAN-FEB 2008	JAN-FEB 2009	%	JAN-FEB 2008	JAN-FEB 2009	%
(1)	(2)	(3)	(4)	(5)	(6)	(7)
SINGAPORE	73,596	80,885	9.90	3,355,154	2,095,002	-37.56
PHILIPPINES	204	42	-79.41	1,551	6,153	296.71
MALAYSIA	1,022	18,236	1,684.34	118,068	485,761	311.42
VIET NAM	0	29	-	0	471	-
INDIA	0	3	-	0	215	-
PAKISTAN	20	0	-100.00	77	0	-100.00
SRI LANKA	0	141	-	0	588	-
IRAN (ISLAMIC REPUBLIC OF)	0	87,572	-	0	1,029,847	-
UNITED ARAB EMIRATES	17	2	-88.24	169	97	-42.60
AUSTRALIA	0	17	-	0	1,052	-
UNITED STATES	1,794	645	-64.05	411,293	227,470	-44.69
MEXICO	0	2,056	-	0	482,904	-
BRAZIL	0	1	-	0	6	-
UNITED KINGDOM	0	238	-	0	30,476	-
GERMANY, FED. REP. OF	2,072	889	-57.09	839,270	528,484	-37.03
AUSTRIA	185	0	-100.00	2,583	0	-100.00
BELGIUM	0	1	-	0	2	-
NORWAY	0	1	-	0	724	-
FINLAND	30	17	-43.33	59,880	16,530	-72.39
-AUDIO VISUAL	16,191,639	18,254,042	12.74	376,945,087	403,302,910	6.99
JAPAN	1,276,936	1,286,014	0.71	33,336,024	39,414,496	18.23
HONG KONG	533,552	267,518	-49.86	35,484,544	16,532,064	-53.41
KOREA, REPUBLIC OF	276,499	433,834	56.90	27,230,368	20,178,645	-25.90
TAIWAN	41,274	47,708	15.59	1,173,038	475,283	-59.48
CHINA	343,366	228,143	-33.56	16,249,505	13,420,967	-17.41
MACAU	0	4,900	-	0	137,073	-
PAPUA NEW GUINEA	32,101	2,361	-92.65	203,606	23,355	-88.53
THAILAND	646,174	1,015,625	57.18	5,380,154	8,675,678	61.25
SINGAPORE	2,276,868	1,699,901	-25.34	44,755,749	61,960,492	38.44
PHILIPPINES	140,232	840,999	499.72	1,419,437	6,089,877	329.03
MALAYSIA	920,609	1,033,984	12.32	14,550,100	12,006,924	-17.48
MYANMAR (FORM. BURMA)	35,592	81,118	127.91	88,465	356,206	302.65
CAMBODIA	0	20,225	-	0	136,224	-
BRUNEI DARUSSALAM	1,880	12,376	558.30	407	37,435	9,097.79
VIET NAM	180,601	117,195	-35.11	3,745,271	1,463,544	-60.92
MALDIVES	24	0	-100.00	1,375	0	-100.00
INDIA	45,570	257,847	465.83	1,579,568	3,222,634	104.02
PAKISTAN	40,304	6,524	-83.81	142,792	36,427	-74.49
BANGLADESH	6,065	2,639	-56.49	21,380	9,514	-55.50
SRI LANKA	0	44,343	-	0	351,795	-
IRAQ	5,609	23	-99.59	159,887	418	-99.74
IRAN (ISLAMIC REPUBLIC OF)	0	76,460	-	0	1,685,785	-
SAUDI ARABIA	430,833	355,230	-17.55	3,915,319	2,204,686	-43.69
ISRAEL	188,421	131,004	-30.47	5,271,391	3,386,913	-35.75
KUWAIT	52,313	57,291	9.52	1,196,036	1,378,572	15.26
JORDAN	11,489	40,532	252.79	219,252	263,205	20.05
LEBANON	5,751	6,136	6.69	163,939	99,678	-39.20
YEMEN	46,894	52,313	11.56	535,380	134,245	-74.93
OMAN	69,429	13,354	-80.77	5,393,681	115,021	-97.87
SYRIA ARAB REPUBLIC	108,793	50,705	-53.39	325,781	387,207	18.85
TURKEY	40,556	79,688	96.49	1,767,976	2,229,231	26.09
UNITED ARAB EMIRATES	716,385	877,480	22.49	10,989,070	11,052,430	0.58
QATAR	26,822	39,060	45.63	483,286	956,513	97.92
BAHRAIN	0	5	-	0	73	-
EGYPT	75,458	12,033	-84.05	1,710,915	260,389	-84.78
LIBYAN ARAB JAMAHIRIYA	0	14,442	-	0	244,585	-
MOROCCO	2,770	103,000	3,618.41	82,470	970,373	1,076.64
TUNISIA	0	3,735	-	0	35,318	-
SUDAN	13,854	11,012	-20.51	76,965	65,891	-14.39
ETHIOPIA	6,954	41,961	503.41	15,048	158,276	951.81
KENYA	59	30,831	52,155.93	2,049	450,044	21,864.08
TOGO	0	283	-	0	560	-
GHANA	3,167	105,632	3,235.40	19,891	440,773	2,115.94
LIBERIA	0	3	-	0	126	-
ANGOLA	0	48,332	-	0	345,326	-
CAMEROON	0	902	-	0	308	-
NIGERIA	370,148	358,971	-3.02	1,026,246	2,606,885	154.02
GABON	0	592	-	0	300	-
MAURITANIA	0	11,655	-	0	29,415	-
BENIN	11,127	0	-100.00	5,414	0	-100.00
GAMBIA	0	444	-	0	484	-
UGANDA	11,531	0	-100.00	70,658	0	-100.00
SAO TOME AND PRINCIPE	0	845	-	0	300	-
SOUTH AFRICA	55,314	77,117	39.42	1,116,811	982,968	-11.98
MAURITIUS	0	13,784	-	0	124,556	-
AUSTRALIA	262,805	846,588	222.14	7,301,725	15,799,419	116.38
NEW ZEALAND	120,127	39,554	-67.07	3,459,892	921,718	-73.36

TABEL 5. PERKEMBANGAN EKSPOR INDONESIA MENURUT KOMODITI DAN NEGARA TUJUAN

JENIS BARANG	BERAT BERSIH (KG)		PERUB	NILAI FOB (US \$)		PERUB
	JAN-FEB 2008	JAN-FEB 2009	%	JAN-FEB 2008	JAN-FEB 2009	%
(1)	(2)	(3)	(4)	(5)	(6)	(7)
NEW CALEDONIA	1	0	-100.00	50	0	-100.00
FIJI	288	1,016	252.78	5,809	19,135	229.40
TONGA	5	0	-100.00	66	0	-100.00
EAST TIMOR	91,661	182,106	98.67	60,684	503,195	729.21
UNITED STATES	2,008,412	1,719,903	-14.37	51,498,606	49,062,284	-4.73
CANADA	44,065	66,951	51.94	2,748,497	2,404,762	-12.51
MEXICO	154,886	248,815	60.64	5,106,166	6,765,697	32.50
GUATEMALA	6,519	44	-99.33	47,892	174	-99.64
HONDURAS	0	4,373	-	0	72,739	-
PANAMA	46,467	104,408	124.69	857,220	1,486,005	73.35
CUBA	224	0	-100.00	20,400	0	-100.00
CHILE	14,239	41,878	194.11	365,563	174,983	-52.13
VENEZUELA	1,816	1,743	-4.02	170,277	16,429	-90.35
ARGENTINA	40	56,734	141,735.00	440	505,376	114,758.18
BRAZIL	77,356	146,582	89.49	1,369,982	2,913,468	112.66
COLOMBIA	653	14,752	2,159.11	127,713	398,109	211.72
URUGUAY	60	32	-46.67	13,584	5,068	-62.69
ECUADOR	0	12,333	-	0	216,833	-
PERU	745	977	31.14	175,781	135,729	-22.79
PUERTO RICO	0	4,186	-	0	304,549	-
COSTA RICA	10	4	-60.00	2,110	724	-65.69
FRENCH POLYNESIA	2	2,276	113,700.00	26	8,399	32,203.85
UNITED KINGDOM	83,564	428,975	413.35	2,775,008	9,391,735	238.44
NETHERLANDS	283,686	408,087	43.85	12,705,223	18,392,850	44.77
FRANCE	131,230	391,527	198.35	2,092,014	8,464,343	304.60
GERMANY, FED. REP. OF	993,495	735,217	-26.00	8,605,423	13,006,963	51.15
AUSTRIA	1,895	112,546	5,839.10	301,813	1,841,860	510.27
BELGIUM	1,455,070	595,700	-59.06	30,391,142	6,813,821	-77.58
SWITZERLAND	4,926	1,727	-64.94	668,838	85,012	-87.29
LUXEMBOURG	1	0	-100.00	6	0	-100.00
DENMARK	10,900	21,370	96.06	47,097	996,366	2,015.56
NORWAY	4,547	13	-99.71	5,946	96	-98.39
SWEDEN	15,700	206,432	1,214.85	348,317	3,282,207	842.30
FINLAND	22,250	5,814	-73.87	548,339	35,008	-93.62
IRELAND	0	48	-	0	1,026	-
ITALY	62,719	375,081	498.03	1,905,294	9,159,458	380.74
SPAIN	31,880	237,906	646.25	1,292,471	5,326,107	312.09
PORTUGAL	619	76,847	12,314.70	97,799	1,472,583	1,405.72
GREECE	88	42,115	47,757.95	200	622,541	311,170.50
DEMOCRATIC REPUBLIC OF THE	0	12,532	-	0	36,240	-
HUNGARY	47,356	185,417	291.54	494,853	2,599,441	425.30
POLAND	184,677	246,835	33.66	5,801,116	9,326,271	60.77
ROMANIA	0	26,143	-	0	237,751	-
BULGARIA	2,585	32,815	1,169.44	218,905	182,525	-16.62
KAZAKHSTAN	407	20,684	4,982.06	79,115	401,632	407.66
UKRAINE	3,688	901	-75.57	689,091	18,898	-97.26
LATVIA	0	8,775	-	0	105,417	-
ESTONIA	4,472	0	-100.00	21,731	0	-100.00
GEORGIA	2,926	0	-100.00	19,772	0	-100.00
SLOVAKIA	13,840	206,324	1,390.78	966,020	5,754,424	495.68
SLOVENIA	88	0	-100.00	1,640	0	-100.00
CZECH REPUBLIC	392,742	354,395	-9.76	8,792,865	8,658,686	-1.53
RUSSIA FEDERATION	554,583	6,452	-98.84	4,833,318	235,367	-95.13
-FOTOGRAFI DAN OPTIK	586,905	481,817	-17.91	36,225,837	29,786,604	-17.78
JAPAN	36,558	18,797	-48.58	2,533,277	2,739,351	8.13
HONG KONG	11,315	28,569	152.49	537,218	428,066	-20.32
KOREA, REPUBLIC OF	2,071	3,191	54.08	36,591	58,173	58.98
TAIWAN	1,608	0	-100.00	58,361	0	-100.00
CHINA	27,937	9,488	-66.04	1,122,228	565,715	-49.59
THAILAND	3,064	10,008	226.63	65,840	207,050	214.47
SINGAPORE	250,288	162,894	-34.92	22,865,599	18,429,674	-19.40
PHILIPPINES	2	96	4,700.00	115	3,293	2,763.48
MALAYSIA	23,620	7,647	-67.62	1,975,268	350,934	-82.23
BRUNEI DARUSSALAM	28	91	225.00	500	336	-32.80
VIET NAM	901	3,418	279.36	24,164	43,830	81.39
INDIA	16,736	18,270	9.17	277,698	357,855	28.86
PAKISTAN	670	234	-65.07	14,119	8,484	-39.91
BANGLADESH	151	0	-100.00	212	0	-100.00
SRI LANKA	335	0	-100.00	5,568	0	-100.00
IRAN (ISLAMIC REPUBLIC OF)	0	1	-	0	30	-
SAUDI ARABIA	82	465	467.07	1,491	1,695	13.68
ISRAEL	0	117	-	0	13,017	-
KUWAIT	0	2	-	0	100	-
SYRIA ARAB REPUBLIC	719	1,144	59.11	3,737	4,970	32.99
TURKEY	25	744	2,876.00	10,440	36,714	251.67
UNITED ARAB EMIRATES	71	2,149	2,926.76	4,666	60,888	1,204.93
MOROCCO	0	67	-	0	1,263	-

TABEL 5. PERKEMBANGAN EKSPOR INDONESIA MENURUT KOMODITI DAN NEGARA TUJUAN

JENIS BARANG	BERAT BERSIH (KG)		PERUB	NILAI FOB (US \$)		PERUB
	JAN-FEB 2008	JAN-FEB 2009	%	JAN-FEB 2008	JAN-FEB 2009	%
(1)	(2)	(3)	(4)	(5)	(6)	(7)
ALGERIA	35	24	-31.43	738	437	-40.79
KENYA	64	0	-100.00	1,863	0	-100.00
CAMEROON	238	0	-100.00	2,038	0	-100.00
NIGERIA	81	87	7.41	1,068	1,313	22.94
SWAZILAND	0	20	-	0	4,984	-
SOUTH AFRICA	0	476	-	0	56,660	-
MAURITIUS	0	207	-	0	3,226	-
AUSTRALIA	911	301	-66.96	23,735	12,209	-48.56
EAST TIMOR	1,725	218	-87.36	1,645	1,821	10.70
UNITED STATES	146,139	150,284	2.84	3,919,702	3,887,104	-0.83
MEXICO	131	0	-100.00	900	0	-100.00
CHILE	0	1	-	0	21	-
ARGENTINA	13	439	3,276.92	237	12,105	5,007.59
BRAZIL	3,136	1,872	-40.31	29,313	17,607	-39.93
COLOMBIA	2,772	2,362	-14.79	73,806	46,062	-37.59
ECUADOR	1,678	0	-100.00	128,923	0	-100.00
DOMINICAN REPUBLIC	0	73	-	0	5,876	-
ANTIGUA AND BARBUDA	0	840	-	0	1,069	-
UNITED KINGDOM	31,548	28,997	-8.09	910,802	426,129	-53.21
NETHERLANDS	2,499	969	-61.22	181,439	30,406	-83.24
FRANCE	5,602	144	-97.43	351,011	6,063	-98.27
GERMANY, FED. REP. OF	10,431	17,418	66.98	635,050	992,515	56.29
AUSTRIA	0	2,515	-	0	6,150	-
BELGIUM	70	0	-100.00	405	0	-100.00
SWITZERLAND	157	10	-93.63	20,817	2,472	-88.13
DENMARK	230	1,000	334.78	39,107	170,730	336.57
NORWAY	1,785	3,372	88.91	322,380	714,542	121.65
FINLAND	0	36	-	0	10,718	-
ITALY	601	2,134	255.07	13,117	32,811	150.14
SPAIN	0	298	-	0	25,913	-
BULGARIA	317	0	-100.00	12,292	0	-100.00
SLOVAKIA	0	164	-	0	3,776	-
SLOVENIA	274	117	-57.30	4,370	1,675	-61.67
CZECH REPUBLIC	287	47	-83.62	13,987	772	-94.48
-ALAT UKUR	109,465	140,718	28.55	2,449,981	3,838,943	56.69
JAPAN	133	34	-74.44	14,129	1,977	-86.01
CHINA	722	1,800	149.31	27,140	1,723	-93.65
THAILAND	617	202	-67.26	50,233	128,636	156.08
SINGAPORE	51,750	113,901	120.10	456,895	2,419,733	429.60
MALAYSIA	266	6,056	2,176.69	101,936	73,464	-27.93
BRUNEI DARUSSALAM	16,882	6,465	-61.70	586,344	74,285	-87.33
VIET NAM	1,522	0	-100.00	83,422	0	-100.00
IRAN (ISLAMIC REPUBLIC OF)	8	0	-100.00	1,200	0	-100.00
SAUDI ARABIA	539	0	-100.00	154,000	0	-100.00
KUWAIT	3,626	0	-100.00	31,921	0	-100.00
YEMEN	3,045	0	-100.00	27,750	0	-100.00
OMAN	90	0	-100.00	7,454	0	-100.00
UNITED ARAB EMIRATES	3,214	0	-100.00	42,940	0	-100.00
QATAR	44	0	-100.00	3,260	0	-100.00
KENYA	59	0	-100.00	2,068	0	-100.00
CONGO	0	1,800	-	0	346,876	-
AUSTRALIA	14,412	278	-98.07	430,603	1,867	-99.57
UNITED STATES	4,455	1,909	-57.15	231,052	62,312	-73.03
UNITED KINGDOM	3,814	57	-98.51	137,966	56,562	-59.00
NETHERLANDS	56	95	69.64	500	3,000	500.00
FRANCE	141	1,507	968.79	6,249	89,508	1,332.36
GERMANY, FED. REP. OF	664	2,312	248.19	6,664	70,819	962.71
BELGIUM	284	2,890	917.61	11,340	24,960	120.11
SWITZERLAND	3,122	172	-94.49	34,915	33,313	-4.59
ITALY	0	1,240	-	0	449,908	-
-LONCENG, ARLOJI DAN BAGIA	1,215,610	1,168,415	-3.88	22,292,253	19,703,153	-11.61
JAPAN	41,162	29,326	-28.75	921,081	825,273	-10.40
HONG KONG	73,083	72,236	-1.16	1,038,481	929,626	-10.48
KOREA, REPUBLIC OF	16,311	2,792	-82.88	118,752	49,358	-58.44
TAIWAN	147,035	91,516	-37.76	608,905	387,732	-36.32
CHINA	2,395	17,709	639.42	92,713	270,832	192.12
MACAU	2,447	4,893	99.96	4,133	95,235	2,204.26
PAPUA NEW GUINEA	1,333	1,958	46.89	7,574	7,250	-4.28
THAILAND	17,581	16,155	-8.11	489,708	390,946	-20.17
SINGAPORE	88,039	185,012	110.15	2,318,840	2,039,297	-12.06
PHILIPPINES	57,785	76,682	32.70	1,263,721	2,023,896	60.15
MALAYSIA	31,869	28,795	-9.65	654,343	725,164	10.82
MYANMAR (FORM. BURMA)	1	0	-100.00	1	0	-100.00
BRUNEI DARUSSALAM	0	65,345	-	0	71,180	-
NEPAL	0	102	-	0	640	-
VIET NAM	60,196	53,916	-10.43	1,037,764	542,341	-47.74

TABEL 5. PERKEMBANGAN EKSPOR INDONESIA MENURUT KOMODITI DAN NEGARA TUJUAN

JENIS BARANG	BERAT BERSIH (KG)		PERUB	NILAI FOB (US \$)		PERUB
	JAN-FEB 2008	JAN-FEB 2009	%	JAN-FEB 2008	JAN-FEB 2009	%
(1)	(2)	(3)	(4)	(5)	(6)	(7)
INDIA	202,354	153,711	-24.04	1,794,403	1,225,883	-31.68
PAKISTAN	735	295	-59.86	9,249	4,587	-50.41
SRI LANKA	2,985	5,563	86.37	11,913	19,921	67.22
SAUDI ARABIA	72	110	52.78	3,071	2,190	-28.69
ISRAEL	0	2	-	0	14	-
JORDAN	0	3,600	-	0	119,060	-
LEBANON	0	2,174	-	0	42,208	-
OMAN	2,447	0	-100.00	34,507	0	-100.00
TURKEY	1	202	20,100.00	13	3,888	29,807.69
UNITED ARAB EMIRATES	2,155	696	-67.70	34,373	10,768	-68.67
QATAR	244	3	-98.77	918	3,826	316.78
BAHRAIN	500	12,096	2,319.20	2,878	188,160	6,437.87
MOROCCO	21,264	18,894	-11.15	201,113	235,705	17.20
MOZAMBIQUE	2,853	2,813	-1.40	25,599	34,877	36.24
ANGOLA	32,880	0	-100.00	234,060	0	-100.00
CAMEROON	29,000	19,530	-32.66	279,306	242,145	-13.30
NIGERIA	900	400	-55.56	19,530	3,400	-82.59
GABON	1,370	0	-100.00	14,330	0	-100.00
COTE D'IVOIRE	41,428	5,644	-86.38	387,631	94,423	-75.64
SENEGAL	16,394	19,163	16.89	120,274	156,679	30.27
BENIN	0	10	-	0	169	-
SOUTH AFRICA	8,516	17,480	105.26	71,532	190,278	166.00
ZAMBIA	653	0	-100.00	11,725	0	-100.00
AUSTRALIA	19,211	23,562	22.65	337,769	491,856	45.62
NEW ZEALAND	0	628	-	0	15,112	-
FIJI	0	3,189	-	0	24,508	-
EAST TIMOR	0	2,275	-	0	11,198	-
UNITED STATES	60,799	100,835	65.85	1,631,640	2,982,239	82.78
CANADA	1,362	856	-37.15	37,671	34,334	-8.86
MEXICO	4,532	163	-96.40	96,156	21	-99.98
HONDURAS	5	0	-100.00	2,594	0	-100.00
CUBA	101	0	-100.00	4,041	0	-100.00
CHILE	1	6,603	660,200.00	7	90,512	1,292,928.57
VENEZUELA	7	0	-100.00	31	0	-100.00
ARGENTINA	0	324	-	0	3,378	-
BRAZIL	2,666	1,678	-37.06	451,989	187,205	-58.58
BOLIVIA	100	0	-100.00	412	0	-100.00
URUGUAY	2	0	-100.00	10	0	-100.00
UNITED KINGDOM	7,701	44,856	482.47	173,924	2,189,139	1,158.68
NETHERLANDS	410	1,036	152.68	5,176	4,969	-4.00
FRANCE	166,919	43,200	-74.12	5,509,387	1,524,267	-72.33
GERMANY, FED. REP. OF	19,563	18,427	-5.81	1,164,080	390,117	-66.49
AUSTRIA	241	348	44.40	4,689	5,979	27.51
BELGIUM	0	195	-	0	16,968	-
SWITZERLAND	49	25	-48.98	3,150	100	-96.83
SWEDEN	1,248	0	-100.00	42,786	0	-100.00
IRELAND	1,295	1,398	7.95	100,963	431,486	327.37
ITALY	446	28	-93.72	6,291	552	-91.23
SPAIN	923	375	-59.37	15,762	6,483	-58.87
PORTUGAL	17,932	8,691	-51.53	655,665	314,018	-52.11
GREECE	0	68	-	0	500	-
HUNGARY	1,226	582	-52.53	108,067	32,385	-70.03
POLAND	18	10	-44.44	502	2,000	298.41
ROMANIA	0	235	-	0	6,747	-
LATVIA	0	4	-	0	128	-
ESTONIA	1	0	-100.00	6	0	-100.00
SLOVAKIA	524	0	-100.00	73,664	0	-100.00
CZECH REPUBLIC	2,340	0	-100.00	53,380	0	-100.00
RUSSIA FEDERATION	0	1	-	0	1	-
-COKLAT OLAHAN	22,951,033	16,928,541	-26.24	57,863,485	55,159,110	-4.67
JAPAN	176,893	119,249	-32.59	538,825	399,480	-25.86
HONG KONG	29,781	41,858	40.55	88,997	120,090	34.94
KOREA, REPUBLIC OF	132,285	47,568	-64.04	341,054	103,567	-69.63
TAIWAN	21,749	39,150	80.01	40,161	90,322	124.90
CHINA	860,949	363,991	-57.72	680,425	470,206	-30.90
PAPUA NEW GUINEA	4,000	0	-100.00	6,360	0	-100.00
THAILAND	345,579	520,592	50.64	631,537	1,144,788	81.27
SINGAPORE	233,255	139,317	-40.27	411,200	233,149	-43.30
PHILIPPINES	1,767,318	1,709,351	-3.28	1,557,378	2,074,044	33.18
MALAYSIA	1,417,379	593,887	-58.10	1,987,439	724,585	-63.54
BRUNEI DARUSSALAM	25,725	28,417	10.46	76,992	48,400	-37.14
VIET NAM	50,189	20,574	-59.01	43,070	31,113	-27.76
MALDIVES	967	13,482	1,294.21	1,524	30,493	1,900.85
INDIA	239,005	123,970	-48.13	310,815	213,201	-31.41
PAKISTAN	85,000	110,821	30.38	72,250	125,040	73.07
BANGLADESH	14,822	15,224	2.71	49,001	49,123	0.25
SRI LANKA	56,000	0	-100.00	40,024	0	-100.00

TABEL 5. PERKEMBANGAN EKSPOR INDONESIA MENURUT KOMODITI DAN NEGARA TUJUAN

JENIS BARANG	BERAT BERSIH (KG)		PERUB	NILAI FOB (US \$)		PERUB
	JAN-FEB 2008	JAN-FEB 2009	%	JAN-FEB 2008	JAN-FEB 2009	%
(1)	(2)	(3)	(4)	(5)	(6)	(7)
IRAN (ISLAMIC REPUBLIC OF)	182,000	17,000	-90.66	154,700	16,915	-89.07
SAUDI ARABIA	39,231	13,496	-65.60	63,688	40,394	-36.58
ISRAEL	0	10,592	-	0	30,400	-
KUWAIT	41,801	46,241	10.62	72,469	110,901	53.03
LEBANON	0	985	-	0	2,857	-
YEMEN	34,765	79,741	129.37	77,388	129,259	67.03
OMAN	8,293	2,944	-64.50	14,600	9,750	-33.22
TURKEY	103,000	100,000	-2.91	87,131	110,000	26.25
UNITED ARAB EMIRATES	553,436	563,223	1.77	2,292,330	2,611,641	13.93
BAHRAIN	19,736	40,104	103.20	50,856	117,346	130.74
EGYPT	160,599	80,600	-49.81	524,504	433,735	-17.31
ALGERIA	0	39,668	-	0	53,833	-
NAMIBIA	3,823	0	-100.00	8,405	0	-100.00
KENYA	50,064	65,000	29.83	43,144	280,500	550.15
GUINEA	8,666	0	-100.00	23,500	0	-100.00
ANGOLA	14,509	12,136	-16.36	3	25,032	834,300.00
CAMEROON	5,620	0	-100.00	11,115	0	-100.00
SIERRA LEONE	2,459	0	-100.00	7,700	0	-100.00
MAURITANIA	15,210	15,300	0.59	24,083	32,640	35.53
MALI	0	13,812	-	0	27,215	-
SOUTH AFRICA	244,748	392,000	60.16	303,489	1,174,800	287.10
MAURITIUS	74,713	57,660	-22.82	164,795	131,350	-20.29
AUSTRALIA	1,012,441	880,714	-13.01	4,336,097	4,217,300	-2.74
NEW ZEALAND	220,999	108,398	-50.95	522,350	378,800	-27.48
FIJI	36,429	0	-100.00	72,991	0	-100.00
KIRIBATI	43	0	-100.00	94	0	-100.00
SAMOA	3,359	0	-100.00	4,656	0	-100.00
SOLOMON ISLANDS	2,081	1,851	-11.05	6,632	3,620	-45.42
TONGA	3,965	16,690	320.93	4,570	15,406	237.11
EAST TIMOR	4,660	25,397	445.00	7,614	43,775	474.93
UNITED STATES	4,591,116	2,440,124	-46.85	21,062,868	14,284,442	-32.18
MEXICO	339,000	25,000	-92.63	285,679	30,750	-89.24
CHILE	70,000	0	-100.00	49,000	0	-100.00
ARGENTINA	0	42,000	-	0	52,500	-
BRAZIL	519,247	735,861	41.72	285,639	627,239	119.59
COLOMBIA	520,000	0	-100.00	241,600	0	-100.00
URUGUAY	50,000	45,000	-10.00	38,000	55,688	46.55
ECUADOR	80,000	0	-100.00	36,000	0	-100.00
COSTA RICA	20,000	0	-100.00	9,000	0	-100.00
UNITED KINGDOM	100	200,200	200,100.00	2,200	243,140	10,951.82
NETHERLANDS	820,011	1,462,822	78.39	2,865,502	7,424,855	159.11
FRANCE	2,300,000	2,271,200	-1.25	11,587,955	12,353,437	6.61
GERMANY, FED. REP. OF	495,096	375,005	-24.26	1,275,996	1,011,441	-20.73
BELGIUM	512,000	93	-99.98	1,195,405	6,150	-99.49
SWITZERLAND	857	325	-62.08	16,680	25,129	50.65
ITALY	0	40,299	-	0	303,294	-
SPAIN	3,361,426	2,060,020	-38.72	1,670,839	1,445,125	-13.51
PORTUGAL	1,866	0	-100.00	3,900	0	-100.00
HUNGARY	27,500	33,600	22.18	20,360	26,010	27.75
UKRAINE	16,500	16,600	0.61	10,676	15,770	47.71
UZBEKISTAN	25,000	0	-100.00	21,250	0	-100.00
LITHUANIA	75,000	0	-100.00	63,750	0	-100.00
ESTONIA	608,000	421,389	-30.69	1,215,078	466,830	-61.58
CROATIA	53,999	0	-100.00	46,945	0	-100.00
RUSSIA FEDERATION	156,769	288,000	83.71	103,207	932,240	803.27
-GULA TETES	65,703,038	19,174,885	-70.82	3,681,098	1,790,023	-51.37
HONG KONG	43,200	0	-100.00	22,680	0	-100.00
KOREA, REPUBLIC OF	12,682,000	7,703,581	-39.26	697,510	731,840	4.92
TAIWAN	34,614,613	11,400,000	-67.07	1,824,110	1,014,600	-44.38
SINGAPORE	5,750	40,230	599.65	32,134	6,855	-78.67
MALAYSIA	15,810	25,561	61.68	23,772	5,900	-75.18
VIET NAM	18,337,609	0	-100.00	1,075,159	0	-100.00
UNITED ARAB EMIRATES	10	0	-100.00	13	0	-100.00
KENYA	0	4,488	-	0	29,298	-
VANUATU	3,618	1,025	-71.67	4,565	1,530	-66.48
UNITED STATES	428	0	-100.00	1,155	0	-100.00
-KERUPUK UDANG	1,406,582	1,175,345	-16.44	2,243,212	1,975,760	-11.92
JAPAN	44,717	16,808	-62.41	72,372	41,818	-42.22
HONG KONG	9,629	17,760	84.44	17,791	33,540	88.52
KOREA, REPUBLIC OF	145,767	117,587	-19.33	215,704	174,354	-19.17
TAIWAN	7,159	6,861	-4.16	7,152	6,849	-4.24
CHINA	2,400	0	-100.00	2,880	0	-100.00
SINGAPORE	36,758	404	-98.90	42,070	1,545	-96.33
MALAYSIA	87,004	11,980	-86.23	49,179	7,822	-84.09
SAUDI ARABIA	30,449	47,002	54.36	34,244	46,592	36.06
UNITED ARAB EMIRATES	897	318	-64.55	2,301	489	-78.75

TABEL 5. PERKEMBANGAN EKSPOR INDONESIA MENURUT KOMODITI DAN NEGARA TUJUAN

JENIS BARANG	BERAT BERSIH (KG)		PERUB	NILAI FOB (US \$)		PERUB
	JAN-FEB 2008	JAN-FEB 2009	%	JAN-FEB 2008	JAN-FEB 2009	%
(1)	(2)	(3)	(4)	(5)	(6)	(7)
AUSTRALIA	34,006	25,765	-24.23	58,679	44,872	-23.53
UNITED STATES	37,726	76,825	103.64	95,034	174,020	83.11
CANADA	0	6,146	-	0	9,192	-
UNITED KINGDOM	232,601	105,835	-54.50	326,735	138,137	-57.72
NETHERLANDS	635,394	666,161	4.84	1,137,006	1,144,136	0.63
FRANCE	75,737	75,893	0.21	147,099	152,394	3.60
BELGIUM	13,738	0	-100.00	14,376	0	-100.00
SPAIN	12,600	0	-100.00	20,590	0	-100.00
-BUAH/SAYURAN OLAHAN	68,861,966	64,422,501	-6.45	52,916,269	44,455,632	-15.99
JAPAN	1,961,374	2,566,654	30.86	1,973,176	2,330,859	18.13
HONG KONG	132,682	100,416	-24.32	170,911	119,136	-30.29
KOREA, REPUBLIC OF	1,155,579	1,730,879	49.78	616,254	865,964	40.52
TAIWAN	1,707,612	628,682	-63.18	638,876	413,070	-35.34
CHINA	732,360	5,471,095	647.05	218,450	635,881	191.09
THAILAND	14,668	1,145	-92.19	29,888	4,788	-83.98
SINGAPORE	8,828,672	8,452,516	-4.26	7,689,268	8,776,706	14.14
PHILIPPINES	15,889	2,205,665	13,781.71	30,250	672,874	2,124.38
MALAYSIA	9,394,050	13,635,387	45.15	1,705,912	2,288,787	34.17
BRUNEI DARUSSALAM	42,517	16,202	-61.89	36,765	16,095	-56.22
VIET NAM	5,536,779	0	-100.00	4,914,915	0	-100.00
MALDIVES	5,691	5,798	1.88	10,643	10,018	-5.87
INDIA	15,732,200	4,842,374	-69.22	12,710,821	3,833,592	-69.84
PAKISTAN	1,020,746	265,897	-73.95	594,658	276,883	-53.44
SRI LANKA	10,199	0	-100.00	8,934	0	-100.00
IRAN (ISLAMIC REPUBLIC OF)	119,705	0	-100.00	107,550	0	-100.00
SAUDI ARABIA	115,660	278,194	140.53	119,146	352,423	195.79
ISRAEL	211,172	308,988	46.32	264,219	308,371	16.71
KUWAIT	0	88,330	-	0	96,295	-
JORDAN	94,342	70,387	-25.39	217,389	188,041	-13.50
LEBANON	126,648	119,870	-5.35	459,440	371,715	-19.09
YEMEN	0	28,840	-	0	31,076	-
SYRIA ARAB REPUBLIC	72,620	97,759	34.62	344,288	386,024	12.12
TURKEY	137,700	256,999	86.64	110,239	260,835	136.61
UNITED ARAB EMIRATES	386,806	741,274	91.64	452,257	640,154	41.55
QATAR	0	26,004	-	0	23,144	-
BAHRAIN	11,700	62,671	435.65	12,634	62,777	396.89
CYPRUS	0	25,000	-	0	15,000	-
EGYPT	103,224	137,639	33.34	66,521	115,372	73.44
LIBYAN ARAB JAMAHIRIYA	0	94,703	-	0	102,077	-
MOROCCO	0	218,500	-	0	186,940	-
ANGOLA	0	38,500	-	0	32,070	-
NIGERIA	0	24,000	-	0	55,200	-
UGANDA	151	0	-100.00	418	0	-100.00
SOUTH AFRICA	256,627	353,274	37.66	228,306	299,233	31.07
MAURITIUS	25,000	26,000	4.00	25,125	11,730	-53.31
AUSTRALIA	219,663	396,337	80.43	438,896	377,236	-14.05
NEW ZEALAND	19,200	76,721	299.59	17,962	82,003	356.54
FIJI	1,085	0	-100.00	1,817	0	-100.00
KIRIBATI	817	0	-100.00	1,760	0	-100.00
SOLOMON ISLANDS	10,490	0	-100.00	13,408	0	-100.00
EAST TIMOR	49,627	18,950	-61.82	25,903	9,532	-63.20
UNITED STATES	6,417,041	9,697,252	51.12	8,547,039	10,211,271	19.47
CANADA	35,597	64,525	81.27	126,532	116,132	-8.22
MEXICO	36,240	152,580	321.03	36,280	70,192	93.47
PANAMA	16,296	0	-100.00	17,894	0	-100.00
SURINAME	0	991	-	0	1,077	-
CHILE	114,960	203,839	77.31	98,004	148,142	51.16
ARGENTINA	1,105,754	542,806	-50.91	799,648	436,618	-45.40
BRAZIL	131,000	130,999	0.00	128,000	105,975	-17.21
URUGUAY	76,000	91,100	19.87	72,850	68,590	-5.85
PARAGUAY	50,000	25,000	-50.00	51,250	23,250	-54.63
PERU	0	68,539	-	0	45,075	-
JAMAICA	25,000	0	-100.00	27,500	0	-100.00
PUERTO RICO	32,836	80,061	143.82	24,680	84,945	244.19
COSTA RICA	25,000	0	-100.00	24,500	0	-100.00
MARTINIQUE	0	19,699	-	0	31,832	-
UNITED KINGDOM	503,482	535,937	6.45	332,978	667,103	100.34
NETHERLANDS	2,909,720	1,585,766	-45.50	966,080	1,551,970	60.65
FRANCE	517,767	594,624	14.84	444,981	451,950	1.57
GERMANY, FED. REP. OF	2,807,643	2,092,522	-25.47	1,855,634	1,596,056	-13.99
AUSTRIA	479,430	145,060	-69.74	296,176	117,105	-60.46
BELGIUM	587,554	347,842	-40.80	450,342	407,240	-9.57
SWITZERLAND	0	32,420	-	0	62,482	-
DENMARK	18,216	120,708	562.65	12,128	131,362	983.13
NORWAY	45,885	156,191	240.40	54,154	212,513	292.42
SWEDEN	108,400	72,333	-33.27	79,000	61,375	-22.31
FINLAND	537,071	294,055	-45.25	383,176	310,491	-18.97

TABEL 5. PERKEMBANGAN EKSPOR INDONESIA MENURUT KOMODITI DAN NEGARA TUJUAN

JENIS BARANG	BERAT BERSIH (KG)		PERUB	NILAI FOB (US \$)		PERUB
	JAN-FEB 2008	JAN-FEB 2009	%	JAN-FEB 2008	JAN-FEB 2009	%
(1)	(2)	(3)	(4)	(5)	(6)	(7)
IRELAND	12,500	0	-100.00	11,875	0	-100.00
ITALY	261,520	584,437	123.48	192,706	482,199	150.23
SPAIN	2,279,144	2,374,470	4.18	2,434,272	2,082,856	-14.44
PORTUGAL	50,920	12,750	-74.96	52,296	15,045	-71.23
GREECE	193,994	170,360	-12.18	128,771	144,207	11.99
HUNGARY	0	61,000	-	0	54,520	-
POLAND	201,919	124,999	-38.09	190,820	100,250	-47.46
ROMANIA	52,470	70,512	34.39	34,124	50,302	47.41
BULGARIA	0	50,000	-	0	45,655	-
YUGOSLAVIA	37,113	0	-100.00	22,630	0	-100.00
ALBANIA	0	12,500	-	0	11,563	-
BELARUS	36,816	0	-100.00	26,000	0	-100.00
UKRAINE	243,388	142,499	-41.45	186,216	106,173	-42.98
LITHUANIA	23,955	20,000	-16.51	26,754	12,000	-55.15
LATVIA	0	52,000	-	0	10,000	-
GEORGIA	68,400	0	-100.00	54,000	0	-100.00
SLOVENIA	18,705	0	-100.00	11,520	0	-100.00
CZECH REPUBLIC	0	24,475	-	0	24,965	-
RUSSIA FEDERATION	546,975	256,000	-53.20	458,460	151,250	-67.01
-MINUMAN OLAHAN	14,113,929	14,607,566	3.50	9,547,066	8,704,362	-8.83
JAPAN	6,304,469	2,383,569	-62.19	2,913,099	1,298,960	-55.41
HONG KONG	418,295	921,128	120.21	425,045	943,004	121.86
KOREA, REPUBLIC OF	10,139	13,298	31.16	13,710	31,588	130.40
TAIWAN	217,600	223,778	2.84	169,595	199,516	17.64
CHINA	53,637	6,009	-88.80	42,812	27,898	-34.84
PAPUA NEW GUINEA	102,321	142,747	39.51	1,184,723	61,553	-94.80
THAILAND	341,042	134,874	-60.45	250,963	97,108	-61.31
SINGAPORE	3,672,867	3,368,709	-8.28	1,720,893	1,609,434	-6.48
PHILIPPINES	248,881	745,526	199.55	163,540	462,229	182.64
MALAYSIA	735,850	719,845	-2.18	722,234	661,353	-8.43
CAMBODIA	44,756	42,436	-5.18	120,503	31,209	-74.10
BRUNEI DARUSSALAM	346,248	246,398	-28.84	275,337	188,197	-31.65
VIET NAM	68,557	640,346	834.03	424,379	667,790	57.36
MALDIVES	7,952	43,566	447.86	13,203	36,942	179.80
INDIA	0	17,038	-	0	9,936	-
PAKISTAN	0	23,821	-	0	7,807	-
SRI LANKA	18,800	0	-100.00	16,559	0	-100.00
SAUDI ARABIA	51,151	1,718	-96.64	14,656	4,267	-70.89
JORDAN	10,962	0	-100.00	29,135	0	-100.00
YEMEN	14,780	0	-100.00	3,695	0	-100.00
OMAN	91,378	0	-100.00	59,813	0	-100.00
UNITED ARAB EMIRATES	157,081	1,758,906	1,019.74	320,020	1,332,276	316.31
EGYPT	18,276	12,855	-29.66	7,054	7,110	0.79
LIBYAN ARAB JAMAHIRIYA	14,275	0	-100.00	47,301	0	-100.00
KENYA	0	14,243	-	0	4,550	-
TOGO	35,864	0	-100.00	27,000	0	-100.00
SIERRA LEONE	17,664	0	-100.00	13,800	0	-100.00
BENIN	0	17,675	-	0	14,145	-
GAMBIA	0	808	-	0	1,802	-
SOUTH AFRICA	35,866	0	-100.00	27,004	0	-100.00
MAURITIUS	0	21,536	-	0	20,969	-
AUSTRALIA	199,653	261,854	31.15	265,583	77,916	-70.66
NEW ZEALAND	795	0	-100.00	768	0	-100.00
VANUATU	59,025	247	-99.58	10,131	370	-96.35
AMERICAN SAMOA	535	33,527	6,166.73	720	20,054	2,685.28
FIJI	0	6,282	-	0	2,814	-
SAMOA	3,041	0	-100.00	4,235	0	-100.00
SOLOMON ISLANDS	47,023	103,806	120.76	8,940	46,559	420.79
TONGA	23,158	0	-100.00	17,528	0	-100.00
EAST TIMOR	599,541	2,607,533	334.92	105,204	693,390	559.09
UNITED STATES	18,595	27,826	49.64	8,169	13,190	61.46
CANADA	5	506	10,020.00	5	600	11,900.00
NETHERLANDS	59,751	58,411	-2.24	107,998	120,239	11.33
GERMANY, FED. REP. OF	219	10	-95.43	1,540	20	-98.70
IRELAND	39	10	-74.36	13	10	-23.08
PORTUGAL	63,838	0	-100.00	10,159	0	-100.00
MONTserrat	0	6,725	-	0	9,557	-
-ROKOK DAN TEMBAKAU OLAH	12,242,464	11,901,170	-2.79	61,384,032	75,284,800	22.65
JAPAN	47,706	20,907	-56.18	537,001	211,094	-60.69
HONG KONG	1,141	1,639	43.65	5,856	9,359	59.82
KOREA, REPUBLIC OF	31	2,038	6,474.19	132	11,127	8,329.55
TAIWAN	404	3,692	813.86	4,881	28,600	485.95
CHINA	3,000	0	-100.00	12,000	0	-100.00
MACAU	18,800	46	-99.76	80,671	604	-99.25
THAILAND	1,488,833	1,150,423	-22.73	6,119,460	5,786,435	-5.44
SINGAPORE	1,526,075	1,264,864	-17.12	14,297,231	12,308,448	-13.91

TABEL 5. PERKEMBANGAN EKSPOR INDONESIA MENURUT KOMODITI DAN NEGARA TUJUAN

JENIS BARANG	BERAT BERSIH (KG)		PERUB	NILAI FOB (US \$)		PERUB
	JAN-FEB 2008	JAN-FEB 2009	%	JAN-FEB 2008	JAN-FEB 2009	%
(1)	(2)	(3)	(4)	(5)	(6)	(7)
PHILIPPINES	82,218	282,584	243.70	484,467	1,912,455	294.75
MALAYSIA	1,126,718	1,745,922	54.96	8,892,078	13,775,375	54.92
CAMBODIA	5,139,109	4,278,273	-16.75	20,617,085	21,074,795	2.22
BRUNEI DARUSSALAM	26,697	3,845	-85.60	284,456	29,804	-89.52
VIET NAM	325,213	501,997	54.36	1,701,326	5,089,697	199.16
INDIA	2,730	4,114	50.70	2,730	41,215	1,409.71
PAKISTAN	664	0	-100.00	2,792	0	-100.00
SRI LANKA	10	0	-100.00	209	0	-100.00
SAUDI ARABIA	1,700	44,704	2,529.65	13,400	631,020	4,609.10
JORDAN	0	72,580	-	0	306,312	-
LEBANON	0	12,768	-	0	50,400	-
TURKEY	147,636	49,104	-66.74	633,900	241,722	-61.87
UNITED ARAB EMIRATES	203,118	37,972	-81.31	877,646	215,443	-75.45
QATAR	0	1,194	-	0	10,320	-
BAHRAIN	0	531	-	0	6,111	-
CYPRUS	2,051	0	-100.00	35,020	0	-100.00
EGYPT	0	11,290	-	0	23,100	-
TUNISIA	19,805	0	-100.00	41,789	0	-100.00
KENYA	0	19,799	-	0	117,426	-
NIGERIA	11	39,600	359,900.00	60	226,710	377,750.00
SENEGAL	0	60,023	-	0	93,036	-
SOUTH AFRICA	160	265,914	166,096.25	1,175	1,348,724	114,685.02
MAURITIUS	0	405	-	0	5,400	-
AUSTRALIA	396	289,704	73,057.58	9,386	761,732	8,015.62
EAST TIMOR	16,685	68,750	312.05	210,931	860,237	307.83
UNITED STATES	931,723	546,368	-41.36	2,182,876	2,647,571	21.29
CANADA	635	54	-91.50	11,390	1,226	-89.24
MEXICO	11	0	-100.00	208	0	-100.00
ARGENTINA	0	617	-	0	6,008	-
BRAZIL	21,077	102,506	386.34	102,184	593,717	481.03
COLOMBIA	960	0	-100.00	14,573	0	-100.00
BOLIVIA	0	5,178	-	0	59,750	-
PARAGUAY	92,259	50,627	-45.13	671,221	730,094	8.77
PUERTO RICO	0	72,000	-	0	184,763	-
DOMINICAN REPUBLIC	0	102	-	0	666	-
NORFOLK ISLANDS	118,800	0	-100.00	5,940	0	-100.00
UNITED KINGDOM	109	56,098	51,366.06	2,386	314,896	13,097.65
NETHERLANDS	37,422	85,379	128.15	456,544	707,297	54.92
FRANCE	3,000	0	-100.00	15,450	0	-100.00
GERMANY, FED. REP. OF	65,664	169,541	158.19	455,167	955,009	109.82
BELGIUM	337,229	366,611	8.71	1,727,514	2,604,199	50.75
SWITZERLAND	16,200	446	-97.25	21,892	7,094	-67.60
DENMARK	39,353	26,233	-33.34	429,732	413,041	-3.88
ITALY	10,441	35,306	238.15	55,033	81,508	48.11
SPAIN	26,453	6,997	-73.55	107,116	101,086	-5.63
HUNGARY	462	0	-100.00	7,617	0	-100.00
POLAND	0	9,600	-	0	57,888	-
ROMANIA	0	39,599	-	0	216,082	-
UKRAINE	0	35,340	-	0	117,217	-
CZECH REPUBLIC	635	1,287	102.68	4,478	5,737	28.12
RUSSIA FEDERATION	359,120	56,599	-84.24	247,029	303,250	22.76
-DAGING TERNAK	548,721	509,267	-7.19	2,314,341	2,071,064	-10.51
JAPAN	160	387	141.88	5,639	17,374	208.10
HONG KONG	50,294	60,102	19.50	207,548	59,065	-71.54
KOREA, REPUBLIC OF	8,739	0	-100.00	29,613	0	-100.00
TAIWAN	500	0	-100.00	1,000	0	-100.00
CHINA	0	10,325	-	0	5,163	-
MALAYSIA	6,016	9,953	65.44	6,299	9,460	50.18
AUSTRALIA	10	0	-100.00	14	0	-100.00
UNITED KINGDOM	0	2,521	-	0	17,042	-
NETHERLANDS	88,706	17,250	-80.55	384,889	70,225	-81.75
FRANCE	83,018	57,096	-31.22	317,970	299,701	-5.75
BELGIUM	279,180	345,967	23.92	1,229,701	1,562,010	27.02
SWITZERLAND	11,938	5,666	-52.54	48,196	31,024	-35.63
SPAIN	20,160	0	-100.00	83,472	0	-100.00
-DAGING UNGGAS	26,000	14	-99.95	29,900	1,200	-95.99
VIET NAM	26,000	0	-100.00	29,900	0	-100.00
UNITED STATES	0	14	-	0	1,200	-
-IKAN OLAHAN	27,509,425	27,456,706	-0.19	105,900,774	112,806,458	6.52
JAPAN	4,979,914	4,790,260	-3.81	19,102,825	20,891,887	9.37
HONG KONG	318,649	175,494	-44.93	1,749,531	1,576,060	-9.92
KOREA, REPUBLIC OF	792,907	1,496,300	88.71	1,539,566	2,210,641	43.59
TAIWAN	479,138	350,765	-26.79	746,673	531,390	-28.83
CHINA	178,740	76,434	-57.24	143,884	293,862	104.24
THAILAND	795,840	1,407,176	76.82	757,549	1,576,337	108.08

TABEL 5. PERKEMBANGAN EKSPOR INDONESIA MENURUT KOMODITI DAN NEGARA TUJUAN

JENIS BARANG	BERAT BERSIH (KG)		PERUB	NILAI FOB (US \$)		PERUB
	JAN-FEB 2008	JAN-FEB 2009	%	JAN-FEB 2008	JAN-FEB 2009	%
(1)	(2)	(3)	(4)	(5)	(6)	(7)
SINGAPORE	1,298,003	1,201,639	-7.42	2,192,211	2,238,225	2.10
PHILIPPINES	45,868	35,428	-22.76	59,802	28,195	-52.85
MALAYSIA	853,798	658,563	-22.87	2,018,728	1,347,151	-33.27
CAMBODIA	15,904	0	-100.00	4,776	0	-100.00
VIET NAM	261,514	62,486	-76.11	582,418	71,798	-87.67
MALDIVES	1,311	0	-100.00	3,054	0	-100.00
SRI LANKA	582,237	614,394	5.52	486,046	580,587	19.45
SAUDI ARABIA	446,973	476,505	6.61	1,432,524	1,999,556	39.58
ISRAEL	46,975	24,000	-48.91	88,946	81,233	-8.67
KUWAIT	0	44,012	-	0	109,330	-
JORDAN	217,056	418,606	92.86	768,510	1,293,370	68.30
LEBANON	1,915	1,000	-47.78	5,032	3,000	-40.38
YEMEN	89,310	166,055	85.93	244,924	470,905	92.27
SYRIA ARAB REPUBLIC	0	57,000	-	0	139,770	-
TURKEY	6,808	0	-100.00	42,408	0	-100.00
UNITED ARAB EMIRATES	28,076	25,929	-7.65	86,832	217,405	150.37
LIBYAN ARAB JAMAHIRIYA	464,511	376,826	-18.88	1,390,083	1,516,054	9.06
MOROCCO	14,921	29,089	94.95	23,779	59,101	148.54
ALGERIA	26,000	26,000	0.00	68,900	54,000	-21.63
SUDAN	19,000	0	-100.00	39,786	0	-100.00
NAMIBIA	46,477	0	-100.00	51,973	0	-100.00
TANZANIA, UNITED REPUBLIC O	17,850	68,944	286.24	17,500	80,920	362.40
MADAGASCAR	15,500	0	-100.00	24,900	0	-100.00
REUNION	31,228	15,510	-50.33	173,232	82,242	-52.52
EQUATORIAL GUINEA	77,500	62,000	-20.00	124,500	101,800	-18.23
TOGO	63,430	75,060	18.34	96,580	186,120	92.71
GHANA	114,859	470,359	309.51	165,316	638,200	286.05
LIBERIA	18,000	46,500	158.33	43,200	58,000	34.26
ANGOLA	68,579	125,970	83.69	66,850	109,600	63.95
CONGO	49,000	82,500	68.37	92,400	180,160	94.98
CAMEROON	62,000	175,500	183.06	91,400	326,760	257.51
NIGERIA	35,000	54,000	54.29	56,000	142,560	154.57
SIERRA LEONE	46,500	0	-100.00	64,800	0	-100.00
GABON	50,410	15,500	-69.25	52,180	26,000	-50.17
COTE D'IVOIRE	77,500	30,898	-60.13	132,300	49,948	-62.25
MAURITANIA	18,000	0	-100.00	40,320	0	-100.00
BENIN	170,500	18,000	-89.44	171,960	45,360	-73.62
SOUTH AFRICA	51,131	148,296	190.03	91,730	507,000	452.71
ZIMBABWE	31,000	0	-100.00	49,200	0	-100.00
COMOROS	18,000	18,000	0.00	43,200	46,080	6.67
MAURITIUS	43,850	16,162	-63.14	57,658	33,918	-41.17
AUSTRALIA	383,935	205,613	-46.45	1,507,780	817,389	-45.79
NEW ZEALAND	13,203	6,105	-53.76	63,528	24,132	-62.01
SAMOA	36,312	18,360	-49.44	35,600	19,800	-44.38
EAST TIMOR	45,582	171,270	275.74	41,494	232,807	461.06
UNITED STATES	9,290,780	8,654,857	-6.84	53,660,937	53,079,841	-1.08
CANADA	333,552	238,522	-28.49	1,324,588	1,085,692	-18.04
MEXICO	100,022	46,380	-53.63	155,024	53,751	-65.33
PUERTO RICO	128,816	78,278	-39.23	566,771	552,697	-2.48
MARTINIQUE	0	31,079	-	0	106,099	-
NETHERLANDS ANTILLES	7,982	22,880	186.64	33,183	139,620	320.76
UNITED KINGDOM	448,985	318,471	-29.07	1,914,296	1,940,142	1.35
NETHERLANDS	1,030,568	1,091,410	5.90	4,058,985	5,775,187	42.28
FRANCE	256,665	245,543	-4.33	365,281	812,929	122.55
GERMANY, FED. REP. OF	1,210,818	1,148,462	-5.15	3,128,945	3,080,305	-1.55
BELGIUM	447,533	675,615	50.96	1,942,043	3,488,809	79.65
DENMARK	18,045	0	-100.00	9,023	0	-100.00
SWEDEN	16,368	17,006	3.90	52,475	141,141	168.97
IRELAND	36,149	0	-100.00	492,101	0	-100.00
ITALY	65,613	102,328	55.96	113,497	379,516	234.38
SPAIN	35,653	13,763	-61.40	142,483	75,750	-46.84
PORTUGAL	24,622	0	-100.00	9,410	0	-100.00
GREECE	14,208	8,880	-37.50	75,520	51,000	-32.47
DEMOCRATIC REPUBLIC OF THE	113,439	248,430	119.00	193,396	388,160	100.71
POLAND	15,857	0	-100.00	51,710	0	-100.00
BULGARIA	86,457	43,905	-49.22	237,577	160,010	-32.65
UKRAINE	24,029	0	-100.00	38,216	0	-100.00
CROATIA	32,736	47,952	46.48	75,396	184,500	144.71
SLOVENIA	49,104	41,368	-15.75	120,150	82,050	-31.71
CZECH REPUBLIC	0	13,871	-	0	87,250	-
RUSSIA FEDERATION	170,710	29,198	-82.90	205,379	143,356	-30.20
-BERAS GILING	60,101	100,932	67.94	46,489	69,149	48.74
JAPAN	348	0	-100.00	357	0	-100.00
HONG KONG	71	166	133.80	124	245	97.58
TAIWAN	43,200	46,200	6.94	37,368	33,264	-10.98
SINGAPORE	0	44,000	-	0	31,874	-
MALAYSIA	16,482	9,163	-44.41	8,640	2,798	-67.62

TABEL 5. PERKEMBANGAN EKSPOR INDONESIA MENURUT KOMODITI DAN NEGARA TUJUAN

JENIS BARANG	BERAT BERSIH (KG)		PERUB	NILAI FOB (US \$)		PERUB
	JAN-FEB 2008	JAN-FEB 2009	%	JAN-FEB 2008	JAN-FEB 2009	%
(1)	(2)	(3)	(4)	(5)	(6)	(7)
SAUDI ARABIA	0	1,278	-	0	810	-
ITALY	0	125	-	0	158	-
-KOPI OLAHAN	39,811	18,000	-54.79	122,612	54,900	-55.22
JAPAN	1	0	-100.00	2	0	-100.00
SINGAPORE	0	18,000	-	0	54,900	-
MALAYSIA	15,000	0	-100.00	43,635	0	-100.00
LEBANON	8,310	0	-100.00	22,050	0	-100.00
BELGIUM	16,500	0	-100.00	56,925	0	-100.00
-TEH OLAHAN	1,911,178	1,422,251	-25.58	4,514,359	3,805,040	-15.71
JAPAN	30,608	20,135	-34.22	65,666	53,806	-18.06
HONG KONG	249	272	9.24	921	1,265	37.35
KOREA, REPUBLIC OF	2,456	263	-89.29	6,255	857	-86.30
TAIWAN	113,968	97,805	-14.18	204,397	219,321	7.30
CHINA	24,000	23,900	-0.42	27,324	18,775	-31.29
MONGOLIA	2,880	6,068	110.69	15,048	31,653	110.35
THAILAND	35,101	2,983	-91.50	133,237	15,985	-88.00
SINGAPORE	40,212	99,362	147.10	176,473	286,596	62.40
PHILIPPINES	59,319	5,255	-91.14	257,524	45,834	-82.20
MALAYSIA	375,414	228,889	-39.03	906,927	719,229	-20.70
CAMBODIA	1,469	479	-67.39	7,026	2,548	-63.73
BRUNEI DARUSSALAM	2,732	0	-100.00	1,547	0	-100.00
VIET NAM	37,899	36,616	-3.39	176,244	173,560	-1.52
INDIA	30,000	23,514	-21.62	33,300	30,207	-9.29
PAKISTAN	101,866	251,354	146.75	168,933	534,900	216.63
SRI LANKA	51,608	0	-100.00	86,495	0	-100.00
AFGHANISTAN	46,260	12,839	-72.25	59,080	17,910	-69.69
IRAN (ISLAMIC REPUBLIC OF)	22,440	44,720	99.29	37,646	40,340	7.16
SAUDI ARABIA	26,690	0	-100.00	81,919	0	-100.00
TURKEY	0	10,000	-	0	12,500	-
UNITED ARAB EMIRATES	60,000	177	-99.71	65,400	88	-99.87
EGYPT	31,200	20,000	-35.90	57,075	23,600	-58.65
KENYA	1	0	-100.00	2	0	-100.00
AUSTRALIA	285,080	254,775	-10.63	1,123,494	994,312	-11.50
NEW ZEALAND	50,030	56,128	12.19	157,504	182,985	16.18
EAST TIMOR	8,564	1,446	-83.12	15,365	2,001	-86.98
UNITED STATES	188,575	253	-99.87	191,717	14,831	-92.26
CANADA	22,000	0	-100.00	21,560	0	-100.00
CHILE	0	10,000	-	0	13,500	-
BRAZIL	0	815	-	0	32,330	-
UNITED KINGDOM	81,677	50,996	-37.56	121,933	112,196	-7.99
NETHERLANDS	21,918	0	-100.00	21,427	0	-100.00
GERMANY, FED. REP. OF	31,535	105,207	233.62	31,070	113,911	266.63
POLAND	18,947	11,000	-41.94	124,878	19,360	-84.50
KYRGYZSTAN	24,480	0	-100.00	34,272	0	-100.00
RUSSIA FEDERATION	82,000	47,000	-42.68	102,700	90,640	-11.74
-GULA PASIR	107,556	125,740	16.91	178,660	81,638	-54.31
JAPAN	31,746	0	-100.00	41,228	0	-100.00
HONG KONG	2,516	4,059	61.33	4,263	6,549	53.62
KOREA, REPUBLIC OF	0	125	-	0	410	-
TAIWAN	0	246	-	0	275	-
SINGAPORE	451	18,722	4,051.22	611	10,295	1,584.94
MALAYSIA	8,732	49,529	467.21	4,200	8,100	92.86
JORDAN	1,427	0	-100.00	3,012	0	-100.00
AUSTRALIA	9,613	2,417	-74.86	77,221	5,788	-92.50
UNITED STATES	4,071	1,642	-59.67	10,637	4,735	-55.49
CANADA	49,000	49,000	0.00	37,488	45,486	21.33
-GULA LAINNYA	1,084,402	2,342,107	115.98	718,888	1,590,721	121.28
JAPAN	511	1,609	214.87	1,771	1,359	-23.26
HONG KONG	28,200	814	-97.11	21,819	2,139	-90.20
KOREA, REPUBLIC OF	1	74,980	7,497,900.00	4	98,864	2,471,500.00
PAPUA NEW GUINEA	0	4,727	-	0	2,805	-
THAILAND	204,282	28,000	-86.29	109,954	29,099	-73.54
SINGAPORE	156,487	151,397	-3.25	139,874	154,508	10.46
PHILIPPINES	7	0	-100.00	656	0	-100.00
MALAYSIA	68,315	53,509	-21.67	60,119	61,649	2.54
BRUNEI DARUSSALAM	3,873	0	-100.00	10,627	0	-100.00
VIET NAM	264,000	730,378	176.66	137,220	359,856	162.25
MALDIVES	12,996	0	-100.00	4,741	0	-100.00
INDIA	1,808	0	-100.00	5,875	0	-100.00
PAKISTAN	2,150	0	-100.00	4,051	0	-100.00
SAUDI ARABIA	0	5,967	-	0	4,780	-
ISRAEL	0	37,000	-	0	21,275	-
TURKEY	36,000	0	-100.00	19,281	0	-100.00
BENIN	0	1,958	-	0	675	-

TABEL 5. PERKEMBANGAN EKSPOR INDONESIA MENURUT KOMODITI DAN NEGARA TUJUAN

JENIS BARANG	BERAT BERSIH (KG)		PERUB	NILAI FOB (US \$)		PERUB
	JAN-FEB 2008	JAN-FEB 2009	%	JAN-FEB 2008	JAN-FEB 2009	%
(1)	(2)	(3)	(4)	(5)	(6)	(7)
AUSTRALIA	15,980	31,164	95.02	14,420	24,217	67.94
NEW ZEALAND	80,998	67,221	-17.01	57,820	41,886	-27.56
AMERICAN SAMOA	2,018	0	-100.00	2,716	0	-100.00
TONGA	1,114	0	-100.00	1,099	0	-100.00
EAST TIMOR	0	2,957	-	0	4,570	-
UNITED STATES	74,000	589,986	697.28	42,550	426,966	903.45
CANADA	66	49,400	74,748.48	132	23,712	17,863.64
GUATEMALA	0	48,000	-	0	21,292	-
UNITED KINGDOM	12,750	12,750	0.00	7,178	8,127	13.22
NETHERLANDS	7,046	234,744	3,231.59	8,540	167,693	1,863.62
NORWAY	37,000	178,500	382.43	20,569	110,329	436.38
FINLAND	0	207	-	0	1,840	-
SPAIN	74,800	16,489	-77.96	47,872	8,700	-81.83
PORTUGAL	0	20,350	-	0	14,380	-
-MAKANAN OLAHAN LAINNYA	48,176,369	51,132,224	6.14	96,595,760	106,164,176	9.91
JAPAN	1,778,804	579,521	-67.42	3,337,310	2,700,829	-19.07
HONG KONG	1,213,988	1,197,362	-1.37	6,923,722	7,852,312	13.41
KOREA, DEMOCRATIC PEOPLE'S	0	12,042	-	0	12,711	-
KOREA, REPUBLIC OF	1,287,148	918,085	-28.67	1,704,045	1,843,497	8.18
TAIWAN	2,452,400	1,912,942	-22.00	4,018,134	2,950,564	-26.57
CHINA	603,249	744,462	23.41	1,586,181	1,571,140	-0.95
MACAU	6,173	7,635	23.68	251,096	15,348	-93.89
PAPUA NEW GUINEA	287,613	612,021	112.79	470,929	1,627,270	245.54
THAILAND	2,083,152	2,184,675	4.87	4,086,304	4,063,433	-0.56
SINGAPORE	2,782,086	2,343,270	-15.77	17,495,981	16,506,608	-5.65
PHILIPPINES	3,817,670	6,753,092	76.89	6,364,303	10,838,567	70.30
MALAYSIA	10,747,769	9,805,927	-8.76	14,521,424	12,122,521	-16.52
MYANMAR (FORM. BURMA)	18,464	33,618	82.07	40,680	135,938	234.16
CAMBODIA	17,211	20,721	20.39	26,411	174,206	559.60
BRUNEI DARUSSALAM	500,705	492,347	-1.67	764,971	718,580	-6.06
LAO PEOPLE'S DEMOCRATIC RE	3,300	6,000	81.82	9,170	17,025	85.66
NEPAL	13,961	0	-100.00	14,920	0	-100.00
VIET NAM	1,793,373	1,281,735	-28.53	3,981,440	3,492,303	-12.29
MALDIVES	241,749	172,843	-28.50	420,125	343,357	-18.27
INDIA	317,006	255,456	-19.42	512,244	414,764	-19.03
PAKISTAN	128,472	210,816	64.09	429,139	596,292	38.95
BANGLADESH	89,699	27,657	-69.17	145,656	72,324	-50.35
SRI LANKA	64,697	10,090	-84.40	99,730	12,523	-87.44
IRAN (ISLAMIC REPUBLIC OF)	5,081	13,636	168.37	15,445	41,948	171.60
SAUDI ARABIA	2,199,483	2,410,272	9.58	4,099,338	6,626,765	61.65
ISRAEL	24,980	112,157	348.99	47,100	178,382	278.73
KUWAIT	57,524	46,527	-19.12	124,145	136,075	9.61
JORDAN	297,133	391,784	31.85	634,674	822,408	29.58
LEBANON	38,391	95,497	148.75	76,690	229,598	199.38
YEMEN	13,498	110,603	719.40	15,946	205,599	1,189.35
OMAN	12,481	29,878	139.39	15,130	70,715	367.38
SYRIA ARAB REPUBLIC	0	18,000	-	0	3,330	-
TURKEY	68,691	0	-100.00	49,284	0	-100.00
UNITED ARAB EMIRATES	897,044	1,148,205	28.00	1,685,605	2,171,360	28.82
QATAR	18,884	56,324	198.26	46,203	99,788	115.98
BAHRAIN	62,999	78,438	24.51	92,154	179,812	95.12
CYPRUS	6,508	17,848	174.25	7,741	26,982	248.56
EGYPT	85,262	77,829	-8.72	147,874	189,622	28.23
LIBYAN ARAB JAMAHIRIYA	20,556	49	-99.76	85,663	60	-99.93
MOROCCO	10,182	32,733	221.48	16,930	41,324	144.09
SUDAN	53	0	-100.00	10	0	-100.00
ERITREA	0	9,543	-	0	39,720	-
NAMIBIA	19,756	0	-100.00	28,855	0	-100.00
TANZANIA, UNITED REPUBLIC O	30,272	0	-100.00	12,287	0	-100.00
MADAGASCAR	93,422	9,501	-89.83	102,021	18,076	-82.28
KENYA	41,455	98,096	136.63	80,219	214,612	167.53
REUNION	3,491	0	-100.00	8,300	0	-100.00
TOGO	0	11,478	-	0	72,405	-
GHANA	59,932	111,709	86.39	98,972	197,497	99.55
GUINEA	19,275	34,576	79.38	55,176	70,668	28.08
ANGOLA	101,171	54,721	-45.91	97,897	130,002	32.79
CAMEROON	34,919	15,300	-56.18	44,786	31,620	-29.40
NIGERIA	1,042,844	1,788,460	71.50	1,902,959	3,459,175	81.78
SIERRA LEONE	6,202	0	-100.00	19,420	0	-100.00
SENEGAL	0	14,360	-	0	176,052	-
MAURITANIA	0	7,700	-	0	23,954	-
MALI	16,236	391	-97.59	194,832	775	-99.60
BENIN	148,691	0	-100.00	330,491	0	-100.00
GAMBIA	0	1,715	-	0	3,826	-
SEYCHELLES	10,409	4,617	-55.64	24,238	12,159	-49.83
UGANDA	1,578	0	-100.00	5,256	0	-100.00
SOUTH AFRICA	221,417	186,531	-15.76	343,424	345,680	0.66

TABEL 5. PERKEMBANGAN EKSPOR INDONESIA MENURUT KOMODITI DAN NEGARA TUJUAN

JENIS BARANG	BERAT BERSIH (KG)		PERUB	NILAI FOB (US \$)		PERUB
	JAN-FEB 2008	JAN-FEB 2009	%	JAN-FEB 2008	JAN-FEB 2009	%
(1)	(2)	(3)	(4)	(5)	(6)	(7)
ZIMBABWE	4,637	0	-100.00	4,284	0	-100.00
MAURITIUS	83,596	133,734	59.98	105,076	250,244	138.16
ZAIRE	101	0	-100.00	353	0	-100.00
AUSTRALIA	2,277,163	2,450,914	7.63	3,926,205	4,216,123	7.38
NEW ZEALAND	279,566	586,862	109.92	490,530	1,077,748	119.71
MICRONESIA, FEDERATED STAT	4,658	10,233	119.69	3,564	22,775	539.03
GUAM	4,140	335	-91.91	44,078	3,565	-91.91
NEW CALEDONIA	20,694	34,040	64.49	53,547	74,449	39.03
VANUATU	18,856	4,958	-73.71	36,626	7,398	-79.80
AMERICAN SAMOA	3,453	34,341	894.53	6,732	42,451	530.59
COOK ISLANDS	7,889	5,610	-28.89	8,569	7,759	-9.45
FIJI	108,554	89,075	-17.94	202,893	164,180	-19.08
KIRIBATI	7,861	7,488	-4.74	17,747	17,030	-4.04
SAMOA	55,650	24,418	-56.12	79,995	47,768	-40.29
SOLOMON ISLANDS	65,680	104,589	59.24	121,221	181,637	49.84
TONGA	104,703	65,374	-37.56	113,784	77,328	-32.04
TUVALU	5,980	1,788	-70.10	14,425	2,670	-81.49
EAST TIMOR	612,488	2,366,970	286.45	649,006	2,837,388	337.19
UNITED STATES	3,243,525	3,886,906	19.84	5,656,208	6,437,006	13.80
CANADA	176,903	247,065	39.66	319,501	382,365	19.68
MEXICO	179,549	158,900	-11.50	453,693	314,692	-30.64
PANAMA	13,317	0	-100.00	21,583	0	-100.00
CUBA	0	3,718	-	0	5,473	-
SURINAME	24,604	21,440	-12.86	42,111	23,560	-44.05
CHILE	4,230	0	-100.00	11,620	0	-100.00
VENEZUELA	4,838	0	-100.00	4,900	0	-100.00
ARGENTINA	0	4,337	-	0	3,105	-
BRAZIL	85,999	150,366	74.85	53,170	65,315	22.84
COLOMBIA	25,302	0	-100.00	36,258	0	-100.00
URUGUAY	9,802	0	-100.00	26,821	0	-100.00
GUYANA	0	3,380	-	0	4,781	-
TRINIDAD AND TOBAGO	797	0	-100.00	8,887	0	-100.00
PUERTO RICO	97,199	132,369	36.18	52,454	227,541	333.79
DOMINICAN REPUBLIC	54,537	106,000	94.36	24,165	23,320	-3.50
DOMINICA	0	34,000	-	0	10,000	-
FRENCH POLYNESIA	0	8,511	-	0	24,501	-
NETHERLANDS ANTILLES	0	97	-	0	786	-
UNITED KINGDOM	172,577	272,198	57.73	422,814	808,888	91.31
NETHERLANDS	2,001,019	2,484,123	24.14	1,988,544	2,817,486	41.69
FRANCE	136,226	5,051	-96.29	99,379	10,401	-89.53
GERMANY, FED. REP. OF	219,890	215,709	-1.90	414,873	677,295	63.25
AUSTRIA	21,060	39,879	89.36	99,945	201,299	101.41
BELGIUM	58,939	48,879	-17.07	319,556	71,755	-77.55
SWITZERLAND	1,474	449	-69.54	3,654	6,999	91.54
DENMARK	0	300	-	0	44,198	-
NORWAY	23,499	15,443	-34.28	36,384	33,724	-7.31
SWEDEN	35,947	29,890	-16.85	34,421	30,059	-12.67
FINLAND	1,040,333	50	-100.00	1,583,481	4,800	-99.70
ITALY	54,525	20,998	-61.49	292,912	132,660	-54.71
SPAIN	315,668	457,992	45.09	274,847	370,675	34.87
PORTUGAL	221,829	20,350	-90.83	190,924	13,228	-93.07
MONTSERRAT	0	3,130	-	0	4,455	-
GREECE	53,129	22	-99.96	67,090	141	-99.79
DEMOCRATIC REPUBLIC OF THE	52,086	0	-100.00	54,863	0	-100.00
POLAND	0	16,200	-	0	64,507	-
BULGARIA	21,536	18,690	-13.22	65,712	50,135	-23.70
BELARUS	10,080	0	-100.00	21,240	0	-100.00
KAZAKHSTAN	0	8,928	-	0	21,452	-
KYRGYZSTAN	0	3,744	-	0	8,996	-
UKRAINE	20,140	40,280	100.00	21,449	41,892	95.31
LITHUANIA	24,543	0	-100.00	22,996	0	-100.00
LATVIA	32,786	0	-100.00	58,837	0	-100.00
ESTONIA	56,755	18,850	-66.79	89,204	7,540	-91.55
MALTA	12,324	49,680	303.12	16,127	92,909	476.11
SLOVAKIA	146	0	-100.00	817	0	-100.00
CZECH REPUBLIC	64,246	112,776	75.54	68,809	193,623	181.39
RUSSIA FEDERATION	20,832	0	-100.00	43,896	0	-100.00
SEMEN	669,662,719	291,096,526	-56.53	22,052,088	14,113,518	-36.00
JAPAN	4,719,121	0	-100.00	270,921	0	-100.00
TAIWAN	2,356,000	4,286,016	81.92	175,441	340,028	93.81
SINGAPORE	11,737,923	137,599	-98.83	296,335	33,351	-88.75
PHILIPPINES	66,000	0	-100.00	5,913	0	-100.00
MALAYSIA	22,920,971	18,417,798	-19.65	669,837	593,974	-11.33
BRUNEI DARUSSALAM	36,139,403	0	-100.00	853,089	0	-100.00
VIET NAM	8,013,500	0	-100.00	236,398	0	-100.00
MALDIVES	6,100,000	0	-100.00	274,700	0	-100.00
BANGLADESH	142,170,169	35,000,000	-75.38	3,718,072	1,085,000	-70.82

TABEL 5. PERKEMBANGAN EKSPOR INDONESIA MENURUT KOMODITI DAN NEGARA TUJUAN

JENIS BARANG	BERAT BERSIH (KG)		PERUB	NILAI FOB (US \$)		PERUB
	JAN-FEB 2008	JAN-FEB 2009	%	JAN-FEB 2008	JAN-FEB 2009	%
(1)	(2)	(3)	(4)	(5)	(6)	(7)
SRI LANKA	210,441,353	127,229,725	-39.54	8,277,907	6,610,880	-20.14
TANZANIA, UNITED REPUBLIC O	41,000,000	0	-100.00	1,278,585	0	-100.00
MADAGASCAR	0	26,462,682	-	0	1,248,321	-
REUNION	0	138	-	0	191	-
EQUATORIAL GUINEA	0	21,000,000	-	0	1,239,000	-
TOGO	46,859,735	0	-100.00	1,461,321	0	-100.00
GHANA	122,594,870	0	-100.00	3,823,154	0	-100.00
SEYCHELLES	2,700,000	0	-100.00	143,100	0	-100.00
COMOROS	0	3,500,812	-	0	192,545	-
MAURITIUS	0	37,538,599	-	0	1,689,237	-
NEW ZEALAND	37,807	0	-100.00	4,728	0	-100.00
AMERICAN SAMOA	940,000	0	-100.00	43,821	0	-100.00
SAMOA	1,800,000	0	-100.00	83,113	0	-100.00
SOLOMON ISLANDS	100	0	-100.00	4,631	0	-100.00
TONGA	220,000	0	-100.00	10,168	0	-100.00
EAST TIMOR	1,802,767	8,847,589	390.78	100,871	583,386	478.35
UNITED STATES	0	109	-	0	90	-
FRENCH POLYNESIA	7,043,000	8,674,000	23.16	319,983	486,947	52.18
BELGIUM	0	70	-	0	5	-
SLOVAKIA	0	1,028	-	0	10,521	-
RUSSIA FEDERATION	0	361	-	0	42	-
-DARI ROTAN	941,548	517,283	-45.06	2,949,576	1,917,720	-34.98
JAPAN	44,476	33,351	-25.01	238,801	182,925	-23.40
KOREA, REPUBLIC OF	178,778	43,215	-75.83	380,155	101,490	-73.30
TAIWAN	11,630	9,562	-17.78	26,756	26,652	-0.39
THAILAND	1,872	0	-100.00	4,557	0	-100.00
SINGAPORE	574	0	-100.00	2,843	0	-100.00
PHILIPPINES	0	88	-	0	130	-
MALAYSIA	198	2,930	1,379.80	197	3,560	1,707.11
BRUNEI DARUSSALAM	35	0	-100.00	71	0	-100.00
VIET NAM	3,850	0	-100.00	2,432	0	-100.00
MALDIVES	1,089	480	-55.92	10,355	4,713	-54.49
INDIA	3,465	336	-90.30	29,892	622	-97.92
IRAN (ISLAMIC REPUBLIC OF)	1,174	0	-100.00	612	0	-100.00
SAUDI ARABIA	0	6,700	-	0	31,114	-
KUWAIT	155	0	-100.00	4,978	0	-100.00
JORDAN	1,299	0	-100.00	1,004	0	-100.00
LEBANON	0	603	-	0	1,269	-
TURKEY	3,967	0	-100.00	7,170	0	-100.00
UNITED ARAB EMIRATES	2,820	30	-98.94	33,820	192	-99.43
REUNION	0	117	-	0	235	-
SEYCHELLES	0	6,800	-	0	13,392	-
SOUTH AFRICA	564	475	-15.78	895	888	-0.78
VIRGIN ISLANDS (BRITISH)	0	92	-	0	356	-
AUSTRALIA	29,361	21,174	-27.88	69,167	48,400	-30.02
NEW ZEALAND	7,657	4,846	-36.71	19,176	15,242	-20.52
NEW CALEDONIA	18	144	700.00	34	208	511.76
VANUATU	0	30	-	0	119	-
FIJI	1,586	0	-100.00	3,067	0	-100.00
SOLOMON ISLANDS	17	0	-100.00	48	0	-100.00
UNITED STATES	248,073	83,422	-66.37	1,121,699	560,216	-50.06
CANADA	9,771	5,173	-47.06	28,087	24,992	-11.02
MEXICO	11,105	199	-98.21	10,507	377	-96.41
GUATEMALA	0	184	-	0	396	-
VENEZUELA	0	4	-	0	18	-
BRAZIL	957	351	-63.32	1,705	1,136	-33.37
COLOMBIA	565	0	-100.00	601	0	-100.00
PUERTO RICO	702	0	-100.00	2,580	0	-100.00
DOMINICAN REPUBLIC	90	0	-100.00	100	0	-100.00
FRENCH POLYNESIA	609	1,548	154.19	848	2,270	167.69
GAUDELLOUPE	0	298	-	0	255	-
UNITED KINGDOM	45,881	10,423	-77.28	136,022	73,887	-45.68
NETHERLANDS	163,084	176,224	8.06	392,419	503,624	28.34
FRANCE	25,283	16,180	-36.00	60,626	44,349	-26.85
GERMANY, FED. REP. OF	55,141	29,012	-47.39	83,244	90,509	8.73
AUSTRIA	145	66	-54.48	143	114	-20.28
BELGIUM	13,402	25,900	93.25	28,345	74,354	162.32
SWITZERLAND	0	995	-	0	4,600	-
DENMARK	4,034	1,894	-53.05	12,686	8,041	-36.62
NORWAY	2,467	63	-97.45	9,779	92	-99.06
SWEDEN	5,799	3,745	-35.42	25,964	24,174	-6.89
FINLAND	3,890	1,821	-53.19	50,065	4,301	-91.41
IRELAND	0	730	-	0	941	-
ITALY	21,722	4,299	-80.21	35,656	10,628	-70.19
SPAIN	15,904	8,771	-44.85	72,632	35,417	-51.24
PORTUGAL	667	1,039	55.77	2,741	275	-89.97
GREECE	5,202	7,162	37.68	16,343	6,765	-58.61

TABEL 5. PERKEMBANGAN EKSPOR INDONESIA MENURUT KOMODITI DAN NEGARA TUJUAN

JENIS BARANG	BERAT BERSIH (KG)		PERUB	NILAI FOB (US \$)		PERUB
	JAN-FEB 2008	JAN-FEB 2009	%	JAN-FEB 2008	JAN-FEB 2009	%
(1)	(2)	(3)	(4)	(5)	(6)	(7)
HUNGARY	976	3,303	238.42	3,475	3,280	-5.61
POLAND	1,688	821	-51.36	5,216	2,005	-61.56
ROMANIA	155	0	-100.00	621	0	-100.00
BULGARIA	795	519	-34.72	1,359	887	-34.73
YUGOSLAVIA	4,338	0	-100.00	4,457	0	-100.00
KAZAKHSTAN	516	1,057	104.84	1,514	3,906	157.99
LATVIA	42	0	-100.00	181	0	-100.00
CROATIA	14	0	-100.00	21	0	-100.00
SLOVENIA	0	600	-	0	2,436	-
CZECH REPUBLIC	3,934	507	-87.11	3,868	1,968	-49.12
RUSSIA FEDERATION	12	0	-100.00	42	0	-100.00
-DARI BAHAN LAINNYA	2,566,966	1,663,997	-35.18	7,003,068	4,926,646	-29.65
JAPAN	257,216	120,873	-53.01	968,271	635,965	-34.32
HONG KONG	8,017	381	-95.25	9,707	1,334	-86.26
KOREA, REPUBLIC OF	101,415	4,540	-95.52	321,744	14,908	-95.37
TAIWAN	204,320	120,975	-40.79	75,382	69,039	-8.41
CHINA	6,798	6,857	0.87	17,559	14,135	-19.50
PAPUA NEW GUINEA	23	0	-100.00	107	0	-100.00
THAILAND	6,906	1,939	-71.92	21,372	3,369	-84.24
SINGAPORE	11,605	7,743	-33.28	24,575	16,522	-32.77
PHILIPPINES	71	72	1.41	49	60	22.45
MALAYSIA	93,051	51,039	-45.15	53,107	40,878	-23.03
BRUNEI DARUSSALAM	436	14	-96.79	822	15	-98.18
VIET NAM	12	0	-100.00	44	0	-100.00
MALDIVES	11,225	3,489	-68.92	48,996	27,026	-44.84
INDIA	6,282	792	-87.39	13,360	1,155	-91.35
SRI LANKA	588	0	-100.00	2,340	0	-100.00
IRAN (ISLAMIC REPUBLIC OF)	4,974	2,583	-48.07	4,870	10,664	118.97
SAUDI ARABIA	2,318	5,905	154.75	1,498	6,618	341.79
ISRAEL	3,203	2,833	-11.55	5,683	1,899	-66.58
KUWAIT	74	318	329.73	169	3,855	2,181.07
JORDAN	142	131	-7.75	770	350	-54.55
LEBANON	76	1,406	1,750.00	550	5,578	914.18
OMAN	0	196	-	0	1,304	-
TURKEY	1,839	13,089	611.75	12,672	19,769	56.01
UNITED ARAB EMIRATES	3,597	5,843	62.44	15,309	27,070	76.82
BAHRAIN	5,077	0	-100.00	16,526	0	-100.00
CYPRUS	601	18,389	2,959.73	1,412	18,140	1,184.70
EGYPT	12,275	347	-97.17	20,563	472	-97.70
TUNISIA	690	3,595	421.01	3,340	41,002	1,127.60
ALGERIA	0	30	-	0	16	-
NAMIBIA	17	681	3,905.88	161	472	193.17
ETHIOPIA	0	47	-	0	75	-
TANZANIA, UNITED REPUBLIC O	972	406	-58.23	460	1,844	300.87
MADAGASCAR	1,977	362	-81.69	1,185	1,210	2.11
KENYA	5,550	253	-95.44	3,440	2,065	-39.97
REUNION	17,130	15,607	-8.89	31,972	39,894	24.78
MOZAMBIQUE	0	3,615	-	0	3,811	-
NIGERIA	0	1	-	0	1	-
GABON	1,044	37	-96.46	861	2,485	188.62
SENEGAL	2,002	3,938	96.70	2,510	2,052	-18.25
SEYCHELLES	5,449	18,665	242.54	5,096	5,573	9.36
DJIBOUTI	0	2,115	-	0	5,635	-
SOUTH AFRICA	17,955	8,841	-50.76	26,779	21,123	-21.12
MAURITIUS	5,116	5,081	-0.68	24,056	8,028	-66.63
VIRGIN ISLANDS (BRITISH)	1,156	2,204	90.66	4,186	1,129	-73.03
AUSTRALIA	316,997	125,472	-60.42	226,757	167,250	-26.24
NEW ZEALAND	8,557	9,909	15.80	16,589	22,203	33.84
GUAM	324	892	175.31	1,276	2,164	69.59
NEW CALEDONIA	4,837	14,920	208.46	8,392	19,156	128.27
SAINT VINCENT AND THE GREN.	2,171	0	-100.00	2,546	0	-100.00
VANUATU	980	2,507	155.82	2,261	2,840	25.61
WALLIS AND FUTUNA ISLANDS	1,146	0	-100.00	1,999	0	-100.00
COOK ISLANDS	188	0	-100.00	2,374	0	-100.00
FIJI	1,635	13	-99.20	5,376	673	-87.48
EAST TIMOR	261	352	34.87	379	602	58.84
UNITED STATES	469,287	238,813	-49.11	2,390,821	1,590,225	-33.49
CANADA	44,106	22,697	-48.54	104,384	111,611	6.92
MEXICO	12,643	6,351	-49.77	20,556	11,634	-43.40
HONDURAS	0	1,100	-	0	3,852	-
NICARAGUA	398	0	-100.00	485	0	-100.00
CHILE	3,868	1,079	-72.10	9,177	5,859	-36.16
VENEZUELA	2,552	139	-94.55	1,048	420	-59.92
ARGENTINA	13,951	1,839	-86.82	28,215	3,167	-88.78
BRAZIL	10,987	18,918	72.19	28,673	58,330	103.43
COLOMBIA	0	1,728	-	0	3,085	-
URUGUAY	0	134	-	0	305	-

TABEL 5. PERKEMBANGAN EKSPOR INDONESIA MENURUT KOMODITI DAN NEGARA TUJUAN

JENIS BARANG	BERAT BERSIH (KG)		PERUB	NILAI FOB (US \$)		PERUB
	JAN-FEB 2008	JAN-FEB 2009	%	JAN-FEB 2008	JAN-FEB 2009	%
(1)	(2)	(3)	(4)	(5)	(6)	(7)
TRINIDAD AND TOBAGO	0	4,522	-	0	5,440	-
BAHAMAS	7,889	40	-99.49	6,209	38	-99.39
JAMAICA	747	1,917	156.63	1,067	2,290	114.62
PUERTO RICO	995	61	-93.87	3,873	361	-90.68
DOMINICAN REPUBLIC	6,784	3,142	-53.69	13,908	10,505	-24.47
COSTA RICA	5,143	15,443	200.27	1,700	8,598	405.76
HAITI	0	62	-	0	119	-
BARBADOS	176	45,867	25,960.80	639	36,778	5,655.56
ANTIGUA AND BARBUDA	444	0	-100.00	1,081	0	-100.00
ARUBA	249	10	-95.98	801	20	-97.50
BERMUDA	70	192	174.29	334	563	68.56
CAYMAN ISLANDS	675	0	-100.00	176	0	-100.00
FRENCH GUIANA	22	107	386.36	127	264	107.87
FRENCH POLYNESIA	8,792	9,321	6.02	8,514	20,664	142.71
MARTINIQUE	3,356	2,813	-16.18	7,722	5,015	-35.06
NETHERLANDS ANTILLES	248	1,014	308.87	953	1,227	28.75
TURKS AND CAICOS ISLANDS	4,500	0	-100.00	8,100	0	-100.00
GADELOUPE	1,806	3,116	72.54	4,250	5,058	19.01
SAINT KITTS AND NEVIS	1	0	-100.00	16	0	-100.00
UNITED KINGDOM	60,247	43,385	-27.99	173,033	123,245	-28.77
NETHERLANDS	83,461	101,509	21.62	274,558	177,569	-35.33
FRANCE	142,882	171,992	20.37	378,684	376,297	-0.63
GERMANY, FED. REP. OF	88,075	50,402	-42.77	180,856	136,391	-24.59
AUSTRIA	3,911	4,498	15.01	6,634	11,836	78.41
BELGIUM	80,845	39,069	-51.67	222,489	68,800	-69.08
SWITZERLAND	2,993	5,268	76.01	20,709	23,718	14.53
DENMARK	14,388	6,294	-56.26	55,639	20,015	-64.03
NORWAY	436	3,748	759.63	3,227	26,099	708.77
SWEDEN	2,810	12,476	343.99	6,243	19,266	208.60
FINLAND	5,273	2,742	-48.00	13,059	10,835	-17.03
IRELAND	15	326	2,073.33	16	421	2,531.25
ITALY	103,149	65,693	-36.31	325,865	295,667	-9.27
SPAIN	143,065	88,918	-37.85	474,261	239,758	-49.45
PORTUGAL	7,678	4,973	-35.23	37,681	17,179	-54.41
GREECE	33,393	11,660	-65.08	78,907	39,384	-50.09
HUNGARY	5,487	20,788	278.86	8,872	74,316	737.65
POLAND	18,614	28,259	51.82	37,130	63,138	70.05
ROMANIA	24	1,054	4,291.67	115	4,232	3,580.00
BULGARIA	1,438	250	-82.61	3,316	428	-87.09
YUGOSLAVIA	718	586	-18.38	914	543	-40.59
ALBANIA	0	1,431	-	0	620	-
KAZAKHSTAN	53	0	-100.00	63	0	-100.00
UKRAINE	995	600	-39.70	7,176	1,131	-84.24
LITHUANIA	99	85	-14.14	607	376	-38.06
LATVIA	0	14,936	-	0	24,462	-
ESTONIA	67	23	-65.67	25	45	80.00
CROATIA	3,613	949	-73.73	7,206	6,144	-14.74
BOSNIA AND HERZEGOVINA	887	0	-100.00	2,499	0	-100.00
MALTA	481	0	-100.00	1,300	0	-100.00
SLOVENIA	5,828	1,022	-82.46	1,750	912	-47.89
CZECH REPUBLIC	0	10,635	-	0	4,320	-
REP. OF MACEDONIA	1,084	0	-100.00	1,575	0	-100.00
RUSSIA FEDERATION	16,973	704	-95.85	26,378	2,643	-89.98
-DARI ROTAN	25,927,666	17,652,641	-31.92	58,565,978	43,105,363	-26.40
JAPAN	2,017,631	1,846,815	-8.47	5,910,283	6,038,435	2.17
HONG KONG	27,125	8,525	-68.57	85,981	44,211	-48.58
KOREA, REPUBLIC OF	169,447	96,304	-43.17	265,874	150,870	-43.26
TAIWAN	80,578	91,258	13.25	154,794	170,472	10.13
CHINA	75,989	62,184	-18.17	297,253	123,456	-58.47
PAPUA NEW GUINEA	20,524	364	-98.23	154,648	12,292	-92.05
THAILAND	23,200	43,463	87.34	54,359	94,230	73.35
SINGAPORE	113,180	130,291	15.12	220,868	471,487	113.47
PHILIPPINES	20,545	4,064	-80.22	33,915	20,454	-39.69
MALAYSIA	323,245	750,502	132.18	747,224	704,238	-5.75
BRUNEI DARUSSALAM	0	15,573	-	0	12,170	-
VIET NAM	1,744	22,517	1,191.11	20,019	167,458	736.50
MALDIVES	24,525	70,446	187.24	76,742	243,797	217.68
INDIA	43,453	32,666	-24.82	108,536	61,560	-43.28
PAKISTAN	1,977	1,021	-48.36	2,589	2,030	-21.59
BANGLADESH	0	399	-	0	5,207	-
SRI LANKA	12,329	1,988	-83.88	9,172	6,522	-28.89
IRAN (ISLAMIC REPUBLIC OF)	12,363	1,273	-89.70	28,151	11,358	-59.65
SAUDI ARABIA	81,127	40,479	-50.10	167,260	87,986	-47.40
ISRAEL	12,592	22,759	80.74	29,515	48,640	64.80
KUWAIT	92,127	41,952	-54.46	282,632	44,064	-84.41
JORDAN	20,144	6,015	-70.14	61,540	3,153	-94.88
LEBANON	51,956	130,674	151.51	113,572	264,688	133.06

TABEL 5. PERKEMBANGAN EKSPOR INDONESIA MENURUT KOMODITI DAN NEGARA TUJUAN

JENIS BARANG	BERAT BERSIH (KG)		PERUB	NILAI FOB (US \$)		PERUB
	JAN-FEB 2008	JAN-FEB 2009	%	JAN-FEB 2008	JAN-FEB 2009	%
(1)	(2)	(3)	(4)	(5)	(6)	(7)
OMAN	16,095	6,616	-58.89	34,352	17,353	-49.48
SYRIA ARAB REPUBLIC	11,010	9,529	-13.45	26,103	23,772	-8.93
TURKEY	259,803	272,634	4.94	522,249	513,492	-1.68
UNITED ARAB EMIRATES	189,632	84,686	-55.34	492,657	243,631	-50.55
QATAR	23,091	23,510	1.81	145,650	194,497	33.54
BAHRAIN	4,613	463	-89.96	11,849	1,110	-90.63
CYPRUS	49,321	19,702	-60.05	160,402	67,934	-57.65
EGYPT	22,104	37,033	67.54	65,416	84,245	28.78
LIBYAN ARAB JAMAHIRIYA	12,607	0	-100.00	14,100	0	-100.00
MOROCCO	68,670	48,619	-29.20	170,706	134,983	-20.93
TUNISIA	1,285	6,698	421.25	9,197	17,079	85.70
SUDAN	0	4,450	-	0	5,500	-
NAMIBIA	5,280	10,669	102.06	10,467	41,699	298.39
TANZANIA, UNITED REPUBLIC O	15,309	0	-100.00	25,020	0	-100.00
MADAGASCAR	946	493	-47.89	775	1,228	58.45
KENYA	4,500	0	-100.00	16,150	0	-100.00
REUNION	42,558	84,804	99.27	94,169	196,160	108.31
MOZAMBIQUE	0	26,129	-	0	57,059	-
ANGOLA	5,599	0	-100.00	6,501	0	-100.00
CONGO	46,314	44,347	-4.25	56,125	43,699	-22.14
COTE D'IVOIRE	3,787	18,707	393.98	9,218	19,070	106.88
U.S. VIRGIN ISLANDS	163	452	177.30	160	960	500.00
SEYCHELLES	699	4,113	488.41	6,017	2,646	-56.02
SOUTH AFRICA	306,724	98,624	-67.85	914,566	286,748	-68.65
MAURITIUS	8,287	9,810	18.38	28,951	31,995	10.51
VIRGIN ISLANDS (BRITISH)	0	2,803	-	0	10,823	-
AUSTRALIA	722,948	522,906	-27.67	1,432,447	1,229,910	-14.14
NEW ZEALAND	97,876	28,501	-70.88	202,027	48,037	-76.22
GUAM	12,424	4,187	-66.30	26,702	8,889	-66.71
NEW CALEDONIA	16,753	8,636	-48.45	45,242	13,784	-69.53
VANUATU	4,104	3,241	-21.03	2,615	4,627	76.94
WALLIS AND FUTUNA ISLANDS	3,286	2,756	-16.13	5,054	4,135	-18.18
FIJI	1,250	1,562	24.96	9,941	8,420	-15.30
SAMOA	1,242	0	-100.00	2,316	0	-100.00
SOLOMON ISLANDS	2,982	0	-100.00	12,986	0	-100.00
TONGA	3,159	0	-100.00	2,392	0	-100.00
EAST TIMOR	0	34,914	-	0	28,082	-
UNITED STATES	2,231,772	896,825	-59.82	7,300,885	3,178,036	-56.47
CANADA	239,494	41,059	-82.86	718,340	142,777	-80.12
MEXICO	80,663	98,300	21.87	242,622	300,401	23.81
GUATEMALA	15,702	4,035	-74.30	40,547	13,724	-66.15
PANAMA	53,605	7,329	-86.33	118,115	9,971	-91.56
SURINAME	24,144	7,850	-67.49	35,968	14,413	-59.93
CHILE	28,814	12,400	-56.97	72,984	63,622	-12.83
VENEZUELA	15,132	19,169	26.68	41,635	30,627	-26.44
ARGENTINA	35,322	28,207	-20.14	98,374	62,425	-36.54
BRAZIL	23,914	12,753	-46.67	135,518	31,719	-76.59
COLOMBIA	14,622	228	-98.44	77,674	2,190	-97.18
URUGUAY	4,422	670	-84.85	12,485	3,530	-71.73
PARAGUAY	2,636	2,508	-4.86	7,722	9,674	25.28
ECUADOR	0	4,048	-	0	8,028	-
PERU	8,158	2,551	-68.73	11,955	5,999	-49.82
GUYANA	2,882	0	-100.00	2,945	0	-100.00
TRINIDAD AND TOBAGO	0	7,760	-	0	21,524	-
JAMAICA	4,624	3,241	-29.91	6,580	3,865	-41.26
PUERTO RICO	9,963	10,157	1.95	23,550	32,426	37.69
BELIZE	0	1,967	-	0	19,639	-
DOMINICAN REPUBLIC	28,513	11,374	-60.11	98,169	59,024	-39.88
COSTA RICA	87,593	12,629	-85.58	336,769	37,096	-88.98
ANTIGUA AND BARBUDA	5,628	0	-100.00	13,645	0	-100.00
ARUBA	6,874	9,361	36.18	13,531	21,256	57.09
CAYMAN ISLANDS	7,782	684	-91.21	2,025	12,176	501.28
DOMINICA	948	0	-100.00	2,937	0	-100.00
FRENCH GUIANA	4,449	24,975	461.36	10,545	58,398	453.80
FRENCH POLYNESIA	42,825	32,031	-25.20	81,139	102,967	26.90
MARTINIQUE	9,574	21,583	125.43	20,749	71,673	245.43
NETHERLANDS ANTILLES	14,331	20,321	41.80	23,448	45,076	92.24
SAINT LUCIA	0	1,750	-	0	9,768	-
GUADELOUPE	16,343	25,835	58.08	60,507	72,414	19.68
UNITED KINGDOM	7,408,037	3,542,892	-52.18	5,131,408	2,281,430	-55.54
NETHERLANDS	1,179,921	1,066,053	-9.65	3,316,530	3,207,841	-3.28
FRANCE	897,895	662,771	-26.19	2,463,114	1,794,721	-27.14
GERMANY, FED. REP. OF	2,497,994	2,101,976	-15.85	7,570,753	6,656,928	-12.07
AUSTRIA	14,330	20,986	46.45	29,751	46,636	56.75
BELGIUM	811,462	598,155	-26.29	2,769,729	1,988,684	-28.20
SWITZERLAND	4,919	33,585	582.76	16,406	94,558	476.36
DENMARK	129,195	61,509	-52.39	630,361	257,592	-59.14
NORWAY	45,711	42,963	-6.01	160,871	222,349	38.22

TABEL 5. PERKEMBANGAN EKSPOR INDONESIA MENURUT KOMODITI DAN NEGARA TUJUAN

JENIS BARANG	BERAT BERSIH (KG)		PERUB	NILAI FOB (US \$)		PERUB
	JAN-FEB 2008	JAN-FEB 2009	%	JAN-FEB 2008	JAN-FEB 2009	%
(1)	(2)	(3)	(4)	(5)	(6)	(7)
SWEDEN	141,375	49,855	-64.74	471,301	442,402	-6.13
FINLAND	237,681	193,014	-18.79	588,652	587,316	-0.23
IRELAND	52,563	83,260	58.40	101,525	144,338	42.17
ITALY	1,525,755	1,095,425	-28.20	4,261,914	3,078,919	-27.76
SPAIN	923,178	566,648	-38.62	3,005,537	1,801,454	-40.06
PORTUGAL	184,092	115,668	-37.17	658,827	315,915	-52.05
GREECE	517,906	434,661	-16.07	1,372,891	1,012,892	-26.22
HUNGARY	20,263	14,498	-28.45	55,377	63,913	15.41
POLAND	248,432	279,376	12.46	704,609	889,177	26.19
ROMANIA	128,358	64,803	-49.51	296,087	187,333	-36.73
BULGARIA	20,213	56,147	177.78	42,936	106,810	148.77
YUGOSLAVIA	6,925	5,369	-22.47	20,811	20,697	-0.55
ALBANIA	0	554	-	0	240	-
KAZAKHSTAN	4,604	5,543	20.40	14,574	16,707	14.64
UKRAINE	120,814	33,310	-72.43	364,631	112,455	-69.16
LITHUANIA	33,518	4,673	-86.06	69,538	19,927	-71.34
LATVIA	70,672	29,679	-58.00	192,544	129,680	-32.65
ESTONIA	20,031	7,147	-64.32	69,231	29,249	-57.75
GEORGIA	2,382	0	-100.00	4,299	0	-100.00
CROATIA	57,443	48,554	-15.47	149,679	165,677	10.69
BOSNIA AND HERZEGOVINA	232	0	-100.00	940	0	-100.00
MALTA	838	134	-84.01	492	222	-54.88
SLOVAKIA	96,070	13,688	-85.75	32,618	2,000	-93.87
SLOVENIA	109,357	38,435	-64.85	286,735	118,014	-58.84
CZECH REPUBLIC	12,058	33,870	180.89	25,891	82,982	220.51
RUSSIA FEDERATION	192,491	182,714	-5.08	686,604	651,522	-5.11
-DARI BAHAN LAINNYA	128,312,269	88,740,045	-30.84	314,200,340	234,172,981	-25.47
JAPAN	16,520,786	13,925,444	-15.71	29,317,647	26,905,186	-8.23
HONG KONG	220,281	69,872	-68.28	566,269	246,730	-56.43
KOREA, REPUBLIC OF	2,487,635	1,465,263	-41.10	4,723,239	2,800,149	-40.72
TAIWAN	1,545,365	908,761	-41.19	3,466,540	2,265,319	-34.65
CHINA	862,817	415,959	-51.79	1,465,078	638,965	-56.39
PAPUA NEW GUINEA	2,256	5,995	165.74	3,761	6,350	68.84
THAILAND	83,906	195,540	132.94	266,141	245,381	-7.80
SINGAPORE	1,239,495	947,904	-23.52	2,557,887	2,246,071	-12.19
PHILIPPINES	492,322	180,062	-63.43	419,788	163,192	-61.13
MALAYSIA	4,465,600	2,648,545	-40.69	5,460,359	3,213,111	-41.16
MYANMAR (FORM. BURMA)	725	0	-100.00	17,573	0	-100.00
CAMBODIA	5,387	2,866	-46.80	33,221	7,755	-76.66
BRUNEI DARUSSALAM	46,799	39,687	-15.20	57,721	75,592	30.96
VIET NAM	47,005	35,971	-23.47	112,118	115,604	3.11
MALDIVES	160,394	315,498	96.70	363,203	445,295	22.60
INDIA	390,454	376,427	-3.59	676,178	478,326	-29.26
PAKISTAN	51,203	1,013	-98.02	33,900	2,015	-94.06
BANGLADESH	0	5,265	-	0	18,095	-
SRI LANKA	127,724	56,460	-55.80	80,665	47,872	-40.65
IRAN (ISLAMIC REPUBLIC OF)	138,936	59,810	-56.95	340,266	132,024	-61.20
SAUDI ARABIA	489,345	474,885	-2.95	482,471	520,233	7.83
ISRAEL	229,380	216,530	-5.60	459,670	394,123	-14.26
KUWAIT	398,863	223,406	-43.99	443,368	286,664	-35.34
JORDAN	139,204	21,273	-84.72	223,903	75,602	-66.23
LEBANON	176,756	96,092	-45.64	305,013	297,532	-2.45
YEMEN	135,435	36,496	-73.05	155,516	63,791	-58.98
OMAN	58,709	103,184	75.75	66,124	116,759	76.58
SYRIA ARAB REPUBLIC	65,746	68,630	4.39	124,343	90,160	-27.49
TURKEY	547,699	394,282	-28.01	2,087,996	1,718,177	-17.71
UNITED ARAB EMIRATES	8,335,570	6,076,714	-27.10	6,480,994	5,087,911	-21.49
QATAR	85,740	44,280	-48.36	222,720	71,710	-67.80
BAHRAIN	42,717	43,741	2.40	63,253	134,450	112.56
CYPRUS	66,537	58,859	-11.54	372,299	283,596	-23.83
EGYPT	160,150	95,412	-40.42	356,143	176,692	-50.39
LIBYAN ARAB JAMAHIRIYA	24,025	188,485	684.54	21,070	214,580	918.41
MOROCCO	196,306	51,507	-73.76	280,184	107,967	-61.47
TUNISIA	9,211	19,760	114.53	58,941	112,105	90.20
ALGERIA	38,275	54,931	43.52	31,721	75,341	137.51
SUDAN	60,325	0	-100.00	61,557	0	-100.00
NAMIBIA	19	54,296	285,668.42	54	59,748	110,544.44
ETHIOPIA	44,336	4,998	-88.73	45,568	7,963	-82.53
TANZANIA, UNITED REPUBLIC O	113,123	118,719	4.95	110,855	107,864	-2.70
MADAGASCAR	7,700	9,301	20.79	9,999	5,903	-40.96
KENYA	155,346	76,943	-50.47	129,992	98,069	-24.56
REUNION	2,495,037	189,832	-92.39	2,361,015	334,358	-85.84
MOZAMBIQUE	10,275	37,090	260.97	23,902	90,567	278.91
EQUATORIAL GUINEA	11,494	0	-100.00	9,475	0	-100.00
TOGO	0	25,106	-	0	16,169	-
GHANA	0	51,838	-	0	94,670	-
GUINEA	0	20,546	-	0	39,778	-

TABEL 5. PERKEMBANGAN EKSPOR INDONESIA MENURUT KOMODITI DAN NEGARA TUJUAN

JENIS BARANG	BERAT BERSIH (KG)		PERUB	NILAI FOB (US \$)		PERUB
	JAN-FEB 2008	JAN-FEB 2009	%	JAN-FEB 2008	JAN-FEB 2009	%
(1)	(2)	(3)	(4)	(5)	(6)	(7)
ANGOLA	75,402	321,892	326.90	59,344	353,164	495.11
CONGO	67,838	0	-100.00	88,435	0	-100.00
CAMEROON	47,787	0	-100.00	42,646	0	-100.00
NIGERIA	22,957	26,328	14.68	28,602	32,448	13.45
SIERRA LEONE	8,000	0	-100.00	7,549	0	-100.00
GABON	25,488	4,400	-82.74	21,547	8,411	-60.96
COTE D'IVOIRE	47,042	0	-100.00	32,922	0	-100.00
SENEGAL	1,985	4,160	109.57	2,489	2,168	-12.90
MALI	21,814	0	-100.00	76,096	0	-100.00
BENIN	88,994	224,506	152.27	117,537	310,816	164.44
U.S. VIRGIN ISLANDS	13,218	27,226	105.98	24,766	68,868	178.07
SEYCHELLES	19,454	26,765	37.58	38,192	62,963	64.86
DJIBOUTI	250,670	317,078	26.49	165,228	199,945	21.01
SAO TOME AND PRINCIPE	3,805	563	-85.20	4,089	200	-95.11
SOUTH AFRICA	772,421	400,437	-48.16	1,341,159	871,746	-35.00
ZAMBIA	0	10,525	-	0	10,010	-
MAURITIUS	139,912	79,480	-43.19	497,161	276,568	-44.37
RWANDA	0	39,382	-	0	49,092	-
VIRGIN ISLANDS (BRITISH)	2,720	1,645	-39.52	9,853	6,367	-35.38
AUSTRALIA	4,914,158	3,053,145	-37.87	9,081,797	5,774,398	-36.42
NEW ZEALAND	296,148	199,541	-32.62	731,136	392,027	-46.38
GUAM	12,623	7,712	-38.91	37,364	11,792	-68.44
NEW CALEDONIA	151,573	80,536	-46.87	314,922	127,649	-59.47
SAINT VINCENT AND THE GREN.	23,497	31,528	34.18	69,870	19,643	-71.89
VANUATU	4,950	14,493	192.79	12,510	29,664	137.12
WALLIS AND FUTUNA ISLANDS	1,321	8,783	564.88	2,255	11,500	409.98
COOK ISLANDS	148	0	-100.00	1,867	0	-100.00
FIJI	27,304	95,573	250.03	47,323	757,155	1,499.97
SAMOA	1,756	0	-100.00	3,278	0	-100.00
SOLOMON ISLANDS	6,824	0	-100.00	19,048	0	-100.00
TONGA	11,410	0	-100.00	8,634	0	-100.00
EAST TIMOR	6,162	4,655	-24.46	24,808	13,778	-44.46
UNITED STATES	29,497,724	20,940,477	-29.01	92,933,556	71,388,458	-23.18
CANADA	1,913,320	1,098,003	-42.61	5,476,404	3,658,038	-33.20
MEXICO	199,465	71,025	-64.39	538,808	212,879	-60.49
GUATEMALA	23,745	2,202	-90.73	39,240	19,940	-49.18
HONDURAS	5,032	0	-100.00	2,850	0	-100.00
NICARAGUA	1,363	0	-100.00	1,652	0	-100.00
PANAMA	49,945	51,277	2.67	87,041	74,548	-14.35
SURINAME	38,829	10,354	-73.33	70,641	22,834	-67.68
CHILE	24,474	10,423	-57.41	80,819	10,388	-87.15
VENEZUELA	27,778	12,999	-53.20	42,283	28,828	-31.82
ARGENTINA	94,200	181,618	92.80	185,092	399,636	115.91
BRAZIL	46,907	39,181	-16.47	133,302	60,569	-54.56
COLOMBIA	37,194	18,230	-50.99	57,983	42,658	-26.43
URUGUAY	6,868	7,261	5.72	7,225	6,333	-12.35
ECUADOR	3,565	4,246	19.10	38,598	7,225	-81.28
PERU	0	5,794	-	0	5,004	-
GUYANA	2,852	0	-100.00	3,823	0	-100.00
TRINIDAD AND TOBAGO	13,654	295	-97.84	36,117	356	-99.01
BAHAMAS	11,737	3,350	-71.46	13,302	16,123	21.21
JAMAICA	46,863	16,884	-63.97	91,696	26,478	-71.12
PUERTO RICO	161,495	148,380	-8.12	339,904	298,527	-12.17
BELIZE	0	530	-	0	5,292	-
DOMINICAN REPUBLIC	176,772	46,325	-73.79	341,385	118,771	-65.21
EL SALVADOR	8,000	0	-100.00	12,167	0	-100.00
COSTA RICA	36,231	11,292	-68.83	85,895	16,247	-81.09
HAITI	6,087	11,272	85.18	19,211	25,457	32.51
BARBADOS	34,787	8,954	-74.26	76,590	13,924	-81.82
ANTIGUA AND BARBUDA	0	31,975	-	0	44,167	-
ANGUILLA	5,049	0	-100.00	10,000	0	-100.00
ARUBA	28,707	16,752	-41.64	52,944	44,118	-16.67
BERMUDA	114	258	126.32	548	757	38.14
CAYMAN ISLANDS	0	7,431	-	0	11,391	-
DOMINICA	2,787	19,214	589.42	8,570	42,340	394.05
FRENCH GUIANA	14,503	0	-100.00	27,933	0	-100.00
FRENCH POLYNESIA	93,837	81,215	-13.45	149,635	166,456	11.24
GRENADA	0	8,000	-	0	27,756	-
MARTINIQUE	142,162	51,651	-63.67	249,881	97,009	-61.18
NETHERLANDS ANTILLES	116,698	78,812	-32.46	241,476	235,407	-2.51
NORFOLK ISLANDS	22,091	0	-100.00	48,297	0	-100.00
TURKS AND CAICOS ISLANDS	7,888	3,000	-61.97	23,206	4,500	-80.61
GUADELOUPE	126,549	35,495	-71.95	310,412	92,637	-70.16
UNITED KINGDOM	4,678,005	3,791,906	-18.94	15,092,950	10,652,265	-29.42
NETHERLANDS	7,881,986	5,942,559	-24.61	23,317,281	18,808,220	-19.34
FRANCE	8,444,854	4,746,054	-43.80	25,430,994	14,864,504	-41.55
GERMANY, FED. REP. OF	3,733,850	3,639,222	-2.53	10,735,200	12,494,390	16.39
AUSTRIA	91,084	62,544	-31.33	360,015	210,919	-41.41

TABEL 5. PERKEMBANGAN EKSPOR INDONESIA MENURUT KOMODITI DAN NEGARA TUJUAN

JENIS BARANG	BERAT BERSIH (KG)		PERUB	NILAI FOB (US \$)		PERUB
	JAN-FEB 2008	JAN-FEB 2009	%	JAN-FEB 2008	JAN-FEB 2009	%
(1)	(2)	(3)	(4)	(5)	(6)	(7)
BELGIUM	5,163,000	3,199,742	-38.03	17,385,449	11,094,239	-36.19
SWITZERLAND	108,927	75,520	-30.67	471,783	502,512	6.51
DENMARK	1,695,412	664,796	-60.79	6,219,159	3,083,478	-50.42
NORWAY	415,042	407,014	-1.93	1,457,764	1,446,644	-0.76
SWEDEN	888,033	460,151	-48.18	2,676,219	1,582,758	-40.86
FINLAND	457,950	181,755	-60.31	1,846,686	717,911	-61.12
IRELAND	558,721	220,571	-60.52	1,361,953	658,296	-51.67
ITALY	3,742,099	2,733,687	-26.95	10,727,094	9,533,182	-11.13
SPAIN	4,078,084	1,930,866	-52.65	9,933,138	5,287,953	-46.76
PORTUGAL	990,584	423,732	-57.22	1,575,059	949,915	-39.69
ICELAND	35,904	5,197	-85.53	95,418	15,409	-83.85
GREECE	723,144	600,132	-17.01	2,041,898	1,791,810	-12.25
DEMOCRATIC REPUBLIC OF THE	7,874	31,502	300.08	8,478	31,471	271.21
HUNGARY	68,205	7,242	-89.38	129,282	20,315	-84.29
POLAND	292,783	218,840	-25.26	711,660	581,183	-18.33
ROMANIA	52,652	77,996	48.13	71,319	107,679	50.98
BULGARIA	20,831	71,269	242.13	27,456	122,442	345.96
YUGOSLAVIA	18,560	9,519	-48.71	21,321	14,246	-33.18
ALBANIA	0	9,512	-	0	4,120	-
ARMENIA	221,828	0	-100.00	307,649	0	-100.00
KAZAKHSTAN	404	186	-53.96	2,349	450	-80.84
UKRAINE	74,630	72,701	-2.58	176,848	232,194	31.30
LITHUANIA	39,985	23,885	-40.27	114,083	135,810	19.04
LATVIA	152,300	127,176	-16.50	401,690	378,186	-5.85
ESTONIA	16,712	23,495	40.59	58,441	69,998	19.78
CROATIA	96,850	60,980	-37.04	221,851	152,671	-31.18
BOSNIA AND HERZEGOVINA	2,164	0	-100.00	6,754	0	-100.00
MALTA	21,643	15,354	-29.06	32,667	21,054	-35.55
SLOVAKIA	35,386	36,790	3.97	51,855	122,363	135.97
SLOVENIA	108,991	56,510	-48.15	401,380	127,202	-68.31
CZECH REPUBLIC	167,858	99,482	-40.73	562,105	333,046	-40.75
RUSSIA FEDERATION	142,868	184,242	28.96	464,479	673,209	44.94
-AN ORGANIK	1,090,177,105	128,911,202	-88.18	111,794,636	27,706,289	-75.22
JAPAN	60,967,024	8,554,569	-85.97	17,362,036	2,457,698	-85.84
HONG KONG	42,859	20,443	-52.30	14,188	2,787	-80.36
KOREA, REPUBLIC OF	47,761,920	31,064,624	-34.96	13,984,777	2,690,824	-80.76
TAIWAN	84,605,157	10,274,299	-87.86	24,525,452	986,445	-95.98
CHINA	796,287,697	4,394,270	-99.45	22,369,934	825,603	-96.31
PAPUA NEW GUINEA	0	25,000	-	0	4,050	-
THAILAND	13,623,918	5,588,157	-58.98	5,477,475	1,108,929	-79.75
SINGAPORE	8,263,422	4,459,481	-46.03	2,199,668	2,021,339	-8.11
PHILIPPINES	17,649,652	7,843,887	-55.56	5,659,448	1,687,908	-70.18
MALAYSIA	11,872,584	4,413,911	-62.82	4,131,766	1,257,964	-69.55
BRUNEI DARUSSALAM	2,825,000	3,000,000	6.19	496,215	780,525	57.30
VIET NAM	9,528,610	1,707,379	-82.08	3,854,542	780,911	-79.74
MALDIVES	0	1,677	-	0	757	-
INDIA	6,870,185	29,177,985	324.70	2,086,960	7,449,800	256.97
PAKISTAN	821,239	697,801	-15.03	326,882	283,638	-13.23
BANGLADESH	2,124,807	4,772,757	124.62	374,924	1,049,709	179.98
SRI LANKA	1,767,999	1,208,600	-31.64	326,693	255,616	-21.76
SAUDI ARABIA	83,160	0	-100.00	75,790	0	-100.00
LEBANON	0	8,500	-	0	17,475	-
OMAN	0	200,000	-	0	15,400	-
TURKEY	19,000	0	-100.00	8,020	0	-100.00
UNITED ARAB EMIRATES	120,139	81,311	-32.32	273,196	335,878	22.94
QATAR	21,900	0	-100.00	8,450	0	-100.00
BAHRAIN	127,680	75,000	-41.26	146,800	5,400	-96.32
EGYPT	535,000	0	-100.00	68,920	0	-100.00
SUDAN	107,250	42,900	-60.00	24,668	9,953	-59.65
TANZANIA, UNITED REPUBLIC O	1,050,000	92,000	-91.24	139,410	45,200	-67.58
MADAGASCAR	46,000	134,399	192.17	8,410	34,714	312.77
KENYA	935,000	1,080,000	15.51	98,985	96,470	-2.54
NIGERIA	103,516	11,091	-89.29	111,863	9,750	-91.28
SOUTH AFRICA	123,009	27,720	-77.47	82,605	50,110	-39.34
ZAMBIA	0	18,000	-	0	4,938	-
MAURITIUS	168,500	355,144	110.77	21,324	37,428	75.52
AUSTRALIA	19,724,162	8,270,338	-58.07	6,433,221	2,796,587	-56.53
NEW ZEALAND	193,006	267,578	38.64	265,853	226,491	-14.81
NEW CALEDONIA	0	8	-	0	145	-
FIJI	0	25,000	-	0	4,050	-
EAST TIMOR	0	14,105	-	0	10,378	-
UNITED STATES	873,324	162,215	-81.43	388,998	85,268	-78.08
CANADA	41,458	0	-100.00	18,357	0	-100.00
MEXICO	0	5,250	-	0	4,167	-
UNITED KINGDOM	208,000	569,818	173.95	91,760	101,432	10.54
NETHERLANDS	40,000	25	-99.94	18,100	150	-99.17
FRANCE	107,041	0	-100.00	65,614	0	-100.00

TABEL 5. PERKEMBANGAN EKSPOR INDONESIA MENURUT KOMODITI DAN NEGARA TUJUAN

JENIS BARANG	BERAT BERSIH (KG)		PERUB	NILAI FOB (US \$)		PERUB
	JAN-FEB 2008	JAN-FEB 2009	%	JAN-FEB 2008	JAN-FEB 2009	%
(1)	(2)	(3)	(4)	(5)	(6)	(7)
GERMANY, FED. REP. OF	64,039	0	-100.00	26,472	0	-100.00
BELGIUM	65,048	0	-100.00	36,469	0	-100.00
DENMARK	0	20,000	-	0	10,500	-
FINLAND	39,800	0	-100.00	20,494	0	-100.00
ITALY	220,000	126,000	-42.73	95,062	64,948	-31.68
SPAIN	88,000	84,000	-4.55	39,875	46,046	15.48
POLAND	21,000	0	-100.00	16,275	0	-100.00
BULGARIA	20,000	0	-100.00	9,600	0	-100.00
KAZAKHSTAN	0	15,960	-	0	34,600	-
LITHUANIA	20,000	0	-100.00	9,085	0	-100.00
SLOVAKIA	0	20,000	-	0	14,308	-
-ORGANIK	498,004,991	272,163,394	-45.35	418,164,474	177,033,656	-57.66
JAPAN	20,907,464	22,451,068	7.38	20,885,179	18,361,952	-12.08
HONG KONG	1,102,662	186,509	-83.09	1,819,091	382,960	-78.95
KOREA, DEMOCRATIC PEOPLE'S	79,450	59,588	-25.00	102,491	98,319	-4.07
KOREA, REPUBLIC OF	34,440,901	5,536,527	-83.92	27,656,066	6,135,078	-77.82
TAIWAN	86,809,296	8,898,654	-89.75	16,868,507	3,177,793	-81.16
CHINA	88,755,972	85,757,748	-3.38	91,820,469	42,061,410	-54.19
MACAU	18	0	-100.00	720	0	-100.00
PAPUA NEW GUINEA	15,138	2,012	-86.71	29,455	1,194	-95.95
THAILAND	55,893,080	38,200,315	-31.65	43,711,538	19,631,826	-55.09
SINGAPORE	34,745,528	714,303	-97.94	32,830,589	2,296,641	-93.00
PHILIPPINES	8,290,641	4,699,881	-43.31	6,209,249	5,468,289	-11.93
MALAYSIA	91,072,150	43,104,866	-52.67	70,798,436	13,952,656	-80.29
MYANMAR (FORM. BURMA)	189,802	44,089	-76.77	241,755	78,063	-67.71
CAMBODIA	332,919	152,000	-54.34	396,680	241,680	-39.07
BRUNEI DARUSSALAM	31,475	8,611	-72.64	55,786	34,560	-38.05
NEPAL	22,500	0	-100.00	21,200	0	-100.00
VIET NAM	7,467,273	12,220,910	63.66	9,207,055	7,847,392	-14.77
MALDIVES	4,967	0	-100.00	5,378	0	-100.00
INDIA	7,856,988	7,336,177	-6.63	8,566,742	6,135,299	-28.38
PAKISTAN	1,624,240	1,079,414	-33.54	2,498,122	1,564,659	-37.37
BANGLADESH	932,204	366,040	-60.73	970,649	305,137	-68.56
SRI LANKA	760,266	440,477	-42.06	935,892	788,644	-15.73
IRAN (ISLAMIC REPUBLIC OF)	372,200	702,100	88.64	515,222	581,978	12.96
SAUDI ARABIA	1,502,273	1,770,897	17.88	2,008,702	1,373,316	-31.63
ISRAEL	162,200	450,325	177.64	233,832	540,871	131.31
KUWAIT	5,821	5,251	-9.79	26,630	25,493	-4.27
JORDAN	0	129,220	-	0	107,338	-
LEBANON	0	52,500	-	0	64,778	-
SYRIA ARAB REPUBLIC	180,000	409,284	127.38	200,527	363,969	81.51
TURKEY	1,138,975	594,303	-47.82	1,693,047	744,576	-56.02
UNITED ARAB EMIRATES	4,594,217	314,002	-93.17	7,097,677	248,617	-96.50
QATAR	12,109	0	-100.00	36,696	0	-100.00
CYPRUS	17,499	0	-100.00	21,366	0	-100.00
EGYPT	818,049	1,402,832	71.49	1,200,861	824,730	-31.32
LIBYAN ARAB JAMAHIRIYA	0	407	-	0	229	-
MOROCCO	21,600	21,600	0.00	11,208	9,791	-12.64
TUNISIA	33,600	0	-100.00	56,717	0	-100.00
ALGERIA	20,900	253,500	1,112.92	34,485	121,680	252.85
SUDAN	0	60,000	-	0	28,275	-
TANZANIA, UNITED REPUBLIC O	192,500	146,400	-23.95	309,858	62,812	-79.73
MADAGASCAR	14,400	47,669	231.03	23,976	81,083	238.18
KENYA	235,776	60,635	-74.28	371,412	131,917	-64.48
MOZAMBIQUE	60,000	20,000	-66.67	95,400	9,600	-89.94
GHANA	155,805	146,375	-6.05	135,457	91,935	-32.13
ANGOLA	1,512,000	0	-100.00	922,320	0	-100.00
CAMEROON	60,000	246,400	310.67	98,000	114,496	16.83
NIGERIA	2,424,300	2,642,303	8.99	3,016,698	1,680,285	-44.30
COTE D'IVOIRE	430,400	24,000	-94.42	249,712	214,229	-14.21
SENEGAL	0	21,600	-	0	9,972	-
DJIBOUTI	0	40,900	-	0	25,140	-
SWAZILAND	1	0	-100.00	5	0	-100.00
SOUTH AFRICA	338,394	800,439	136.54	294,372	721,212	145.00
MALAWI	200,000	104,000	-48.00	314,500	52,500	-83.31
MAURITIUS	43,435	80,000	84.18	69,706	36,800	-47.21
AUSTRALIA	3,753,438	3,051,465	-18.70	5,021,553	3,382,058	-32.65
NEW ZEALAND	650,601	427,206	-34.34	861,149	446,095	-48.20
NEW CALEDONIA	0	11	-	0	207	-
SAMOA	0	40,000	-	0	16,800	-
EAST TIMOR	0	19,000	-	0	5,852	-
UNITED STATES	7,208,501	6,793,204	-5.76	12,234,145	8,058,875	-34.13
CANADA	555,819	1,170,401	110.57	789,238	1,158,396	46.77
MEXICO	59,801	164,615	175.27	64,684	212,126	227.94
GUATEMALA	64,800	20,779	-67.93	35,938	9,479	-73.62
PANAMA	22,000	0	-100.00	46,570	0	-100.00
CHILE	63,800	25,200	-60.50	95,846	16,244	-83.05

TABEL 5. PERKEMBANGAN EKSPOR INDONESIA MENURUT KOMODITI DAN NEGARA TUJUAN

JENIS BARANG	BERAT BERSIH (KG)		PERUB	NILAI FOB (US \$)		PERUB
	JAN-FEB 2008	JAN-FEB 2009	%	JAN-FEB 2008	JAN-FEB 2009	%
(1)	(2)	(3)	(4)	(5)	(6)	(7)
VENEZUELA	0	21,600	-	0	11,317	-
ARGENTINA	343,014	263,496	-23.18	468,760	215,571	-54.01
BRAZIL	796,716	578,891	-27.34	1,080,591	721,696	-33.21
COLOMBIA	106,200	204,399	92.47	145,537	169,842	16.70
BOLIVIA	20,000	0	-100.00	47,500	0	-100.00
URUGUAY	1,000	500	-50.00	129,532	128,250	-0.99
PARAGUAY	43,200	0	-100.00	24,242	0	-100.00
ECUADOR	18,000	0	-100.00	20,520	0	-100.00
PERU	57,600	20,006	-65.27	80,121	40,501	-49.45
TRINIDAD AND TOBAGO	174	0	-100.00	1,375	0	-100.00
JAMAICA	0	11,999	-	0	14,091	-
DOMINICAN REPUBLIC	18,000	20,000	11.11	35,608	38,650	8.54
EL SALVADOR	20,000	0	-100.00	34,000	0	-100.00
UNITED KINGDOM	984,583	698,314	-29.08	1,651,640	996,621	-39.66
NETHERLANDS	9,194,386	4,190,962	-54.42	12,487,802	6,759,234	-45.87
FRANCE	456,201	492,814	8.03	777,651	358,233	-53.93
GERMANY, FED. REP. OF	2,490,872	2,841,538	14.08	4,263,530	4,900,157	14.93
AUSTRIA	330	0	-100.00	16,500	0	-100.00
BELGIUM	7,146,347	3,219,027	-54.96	11,322,956	5,731,486	-49.38
SWITZERLAND	95,010	6,202	-93.47	224,960	70,142	-68.82
DENMARK	277,255	315,020	13.62	230,701	239,510	3.82
NORWAY	32,654	41,310	26.51	108,710	22,720	-79.10
SWEDEN	324,000	224,000	-30.86	507,567	332,802	-34.43
FINLAND	489,400	405,000	-17.25	671,963	637,731	-5.09
IRELAND	44,400	96,390	117.09	406,297	144,585	-64.41
ITALY	586,400	1,509,905	157.49	857,855	1,458,232	69.99
SPAIN	1,749,204	2,219,098	26.86	2,543,777	2,156,598	-15.22
PORTUGAL	40,000	0	-100.00	55,960	0	-100.00
GREECE	191,060	22,541	-88.20	281,095	26,705	-90.50
DEMOCRATIC REPUBLIC OF THE	128,800	400	-99.69	214,060	46,480	-78.29
HUNGARY	14,700	29,403	100.02	34,031	73,414	115.73
POLAND	1,330,000	319,500	-75.98	1,806,523	490,978	-72.82
ROMANIA	0	35,000	-	0	50,303	-
BULGARIA	51,610	10,587	-79.49	77,260	7,754	-89.96
BELARUS	0	19,980	-	0	10,989	-
UKRAINE	88,750	297,500	235.21	162,113	422,649	160.71
LITHUANIA	240,980	34,000	-85.89	394,288	45,932	-88.35
LATVIA	35,000	0	-100.00	57,560	0	-100.00
ESTONIA	14,400	0	-100.00	12,722	0	-100.00
SLOVENIA	105,000	35,500	-66.19	135,466	72,130	-46.75
CZECH REPUBLIC	41,000	85,000	107.32	74,257	80,323	8.17
RUSSIA FEDERATION	2,168,597	375,500	-82.68	2,900,886	420,724	-85.50
-LAINNYA	33,841,188	21,689,266	-35.91	26,588,337	7,973,588	-70.01
JAPAN	20,101	0	-100.00	22,264	0	-100.00
HONG KONG	236	419	77.54	929	1,714	84.50
KOREA, REPUBLIC OF	18,006,567	5,991,098	-66.73	13,644,890	1,628,570	-88.06
TAIWAN	10,840	892	-91.77	13,899	4,026	-71.03
CHINA	497,538	19,294	-96.12	625,046	23,133	-96.30
THAILAND	9,006,203	57,444	-99.36	7,224,974	66,836	-99.07
SINGAPORE	3,026,601	15,272,759	404.62	2,321,834	5,864,663	152.59
PHILIPPINES	64,557	299,281	363.59	75,669	309,142	308.55
MALAYSIA	3,154,451	11,945	-99.62	2,574,045	20,086	-99.22
BRUNEI DARUSSALAM	17,014	0	-100.00	18,440	0	-100.00
VIET NAM	14,039	1,248	-91.11	22,295	6,240	-72.01
INDIA	0	1,337	-	0	1,885	-
PAKISTAN	1,298	0	-100.00	5,979	0	-100.00
SRI LANKA	4,289	0	-100.00	8,815	0	-100.00
IRAN (ISLAMIC REPUBLIC OF)	0	58	-	0	5	-
JORDAN	0	13,816	-	0	12,232	-
LEBANON	0	14,475	-	0	28,053	-
UNITED ARAB EMIRATES	131	5,003	3,719.08	433	6,276	1,349.42
AUSTRALIA	17,301	154	-99.11	23,822	708	-97.03
UNITED STATES	20	0	-100.00	5,000	0	-100.00
NETHERLANDS	0	28	-	0	14	-
GERMANY, FED. REP. OF	2	15	650.00	3	5	66.67
PUPUK	36,717,451	31,755,399	-13.51	10,325,238	14,105,043	36.61
JAPAN	5,330,524	4,950,431	-7.13	703,147	751,868	6.93
HONG KONG	0	285	-	0	383	-
KOREA, REPUBLIC OF	360,000	0	-100.00	34,820	0	-100.00
TAIWAN	57,680	264,524	358.61	12,904	50,663	292.61
CHINA	20,000	20,100	0.50	6,100	1,302	-78.66
THAILAND	0	18,000	-	0	16,524	-
SINGAPORE	107,000	750,174	601.10	10,883	302,543	2,679.96
PHILIPPINES	3,546,883	219,998	-93.80	1,074,840	45,210	-95.79
MALAYSIA	983,000	19,976,359	1,932.18	167,100	10,237,633	6,026.65
BRUNEI DARUSSALAM	9	0	-100.00	1	0	-100.00

TABEL 5. PERKEMBANGAN EKSPOR INDONESIA MENURUT KOMODITI DAN NEGARA TUJUAN

JENIS BARANG	BERAT BERSIH (KG)		PERUB	NILAI FOB (US \$)		PERUB
	JAN-FEB 2008	JAN-FEB 2009	%	JAN-FEB 2008	JAN-FEB 2009	%
(1)	(2)	(3)	(4)	(5)	(6)	(7)
VIET NAM	815,000	2,000,000	145.40	89,175	1,220,000	1,268.10
INDIA	0	500,000	-	0	475,000	-
BANGLADESH	3,000,000	0	-100.00	970,500	0	-100.00
OMAN	0	173,250	-	0	16,800	-
KENYA	230,000	459,999	100.00	110,400	276,000	150.00
AUSTRALIA	1,602,000	1,670,499	4.28	285,322	451,636	58.29
NEW ZEALAND	242,000	325,000	34.30	38,885	93,500	140.45
EAST TIMOR	0	60,000	-	0	36,036	-
UNITED STATES	20,314,263	19,800	-99.90	6,658,407	7,524	-99.89
BRAZIL	43,092	0	-100.00	154,174	0	-100.00
NETHERLANDS	0	57,450	-	0	35,760	-
FRANCE	66,000	0	-100.00	8,580	0	-100.00
LUXEMBOURG	0	1,000	-	0	157	-
IRELAND	0	264,000	-	0	72,600	-
MALTA	0	24,530	-	0	13,904	-
PRODUK PHARMASI	1,565,969	1,327,638	-15.22	24,641,662	28,027,513	13.74
JAPAN	32,304	23,022	-28.73	1,369,136	3,070,631	124.28
HONG KONG	7,254	26,839	269.99	172,364	591,758	243.32
KOREA, REPUBLIC OF	20,108	18,058	-10.19	3,697,896	3,946,489	6.72
TAIWAN	374	3,770	908.02	29,706	26,018	-12.42
CHINA	20,374	8,907	-56.28	406,740	124,650	-69.35
MONGOLIA	11,921	161	-98.65	35,379	35,372	-0.02
MACAU	384	27,617	7,091.93	3,069	1,310	-57.32
PAPUA NEW GUINEA	4,474	127	-97.16	13,551	529	-96.10
THAILAND	223,287	230,372	3.17	2,431,471	2,933,160	20.63
SINGAPORE	67,633	74,001	9.42	735,712	796,323	8.24
PHILIPPINES	245,754	141,622	-42.37	2,889,898	3,019,441	4.48
MALAYSIA	163,667	126,292	-22.84	967,093	605,380	-37.40
MYANMAR (FORM. BURMA)	147,718	115,077	-22.10	1,059,483	982,745	-7.24
CAMBODIA	38,823	23,101	-40.50	573,486	460,635	-19.68
BRUNEI DARUSSALAM	4,922	968	-80.33	27,490	12,728	-53.70
NEPAL	0	1,869	-	0	20,940	-
VIET NAM	41,815	23,401	-44.04	1,557,154	944,359	-39.35
MALDIVES	0	30	-	0	3,180	-
INDIA	1,460	1,141	-21.85	1,832,693	4,081,195	122.69
PAKISTAN	18,294	4,409	-75.90	89,696	173,307	93.22
SRI LANKA	76,593	89,305	16.60	599,912	577,262	-3.78
AFGHANISTAN	13,576	0	-100.00	77,629	0	-100.00
SAUDI ARABIA	0	720	-	0	572	-
YEMEN	735	0	-100.00	38,231	0	-100.00
SYRIA ARAB REPUBLIC	0	759	-	0	33,733	-
UNITED ARAB EMIRATES	4,985	0	-100.00	53,149	0	-100.00
QATAR	0	1,537	-	0	17,900	-
EGYPT	0	32,089	-	0	21,887	-
ALGERIA	0	872	-	0	227,300	-
ERITREA	0	1,131	-	0	68,202	-
ETHIOPIA	4,858	0	-100.00	252,714	0	-100.00
TANZANIA, UNITED REPUBLIC O	5,517	0	-100.00	5,257	0	-100.00
TOGO	14,317	7,905	-44.79	67,677	66,090	-2.34
LIBERIA	602	0	-100.00	31,339	0	-100.00
NIGERIA	179,994	90,086	-49.95	2,359,260	1,221,011	-48.25
GABON	6,337	0	-100.00	69,433	0	-100.00
COTE D'IVOIRE	0	21,429	-	0	984,356	-
SENEGAL	0	3,491	-	0	35,376	-
BENIN	113	17,012	14,954.87	61	69,622	114,034.43
UGANDA	2,008	0	-100.00	104,489	0	-100.00
NIGER	1,332	0	-100.00	137,700	0	-100.00
DJIBOUTI	0	4,469	-	0	24,863	-
SOUTH AFRICA	5	0	-100.00	18,460	0	-100.00
ZAMBIA	1,164	1,601	37.54	60,561	86,520	42.86
MAURITIUS	206	0	-100.00	10,976	0	-100.00
AUSTRALIA	102,243	119,841	17.21	1,683,109	1,990,440	18.26
NEW ZEALAND	25,873	10,005	-61.33	258,759	119,603	-53.78
COOK ISLANDS	2,885	0	-100.00	1,793	0	-100.00
FIJI	168	395	135.12	2,280	1,485	-34.87
SAMOA	0	1,401	-	0	976	-
EAST TIMOR	3,042	3,630	19.33	52,390	7,886	-84.95
UNITED STATES	39,185	38,861	-0.83	21,284	29,344	37.87
MEXICO	743	0	-100.00	106,500	0	-100.00
ECUADOR	12,366	0	-100.00	269,400	0	-100.00
BARBADOS	0	86	-	0	144	-
UNITED KINGDOM	1,081	2,189	102.50	4,066	79,593	1,857.53
NETHERLANDS	191	875	358.12	59,929	119,543	99.47
FRANCE	8,082	149	-98.16	99,871	12,191	-87.79
GERMANY, FED. REP. OF	0	7,647	-	0	141,865	-
AUSTRIA	2,657	0	-100.00	85,890	0	-100.00
BELGIUM	228	0	-100.00	5,973	0	-100.00

TABEL 5. PERKEMBANGAN EKSPOR INDONESIA MENURUT KOMODITI DAN NEGARA TUJUAN

JENIS BARANG	BERAT BERSIH (KG)		PERUB	NILAI FOB (US \$)		PERUB
	JAN-FEB 2008	JAN-FEB 2009	%	JAN-FEB 2008	JAN-FEB 2009	%
(1)	(2)	(3)	(4)	(5)	(6)	(7)
SWITZERLAND	0	15,883	-	0	59,026	-
DENMARK	106	0	-100.00	18,963	0	-100.00
NORWAY	211	42	-80.09	14,443	60	-99.58
SWEDEN	227	0	-100.00	6,708	0	-100.00
PORTUGAL	1,752	0	-100.00	1,882	0	-100.00
ROMANIA	1,650	1,279	-22.48	150,717	82,693	-45.13
TAJIKISTAN	0	358	-	0	18,370	-
UZBEKISTAN	371	1,807	387.06	18,840	99,450	427.87
KULIT DAN BARANG DARI KULI'	2,063,330	1,383,190	-32.96	40,841,439	27,648,998	-32.30
JAPAN	39,514	15,142	-61.68	1,085,095	586,775	-45.92
HONG KONG	284,261	264,690	-6.88	5,304,055	4,684,328	-11.68
KOREA, REPUBLIC OF	49,181	73,612	49.68	308,036	739,541	140.08
TAIWAN	9,411	14,494	54.01	209,209	199,676	-4.56
CHINA	538,543	221,356	-58.90	10,586,342	3,505,623	-66.89
THAILAND	97,488	114,603	17.56	1,972,199	1,455,314	-26.21
SINGAPORE	105,897	98,004	-7.45	2,681,692	1,260,489	-53.00
PHILIPPINES	3,841	2,589	-32.60	88,858	32,432	-63.50
MALAYSIA	197,929	200,514	1.31	3,304,909	3,469,322	4.97
BRUNEI DARUSSALAM	434	148	-65.90	863	1,795	108.00
NEPAL	27	0	-100.00	2,940	0	-100.00
VIET NAM	90,775	49,861	-45.07	1,795,590	1,129,585	-37.09
MALDIVES	541	308	-43.07	3,389	11,415	236.83
INDIA	100,567	26,224	-73.92	1,163,872	714,342	-38.62
PAKISTAN	36	274	661.11	1,329	8,583	545.82
SRI LANKA	3,671	2,432	-33.75	20,011	104,178	420.60
IRAN (ISLAMIC REPUBLIC OF)	12,457	35	-99.72	36,503	115	-99.68
SAUDI ARABIA	46	88	91.30	15,906	2,700	-83.03
ISRAEL	308	0	-100.00	960	0	-100.00
TURKEY	0	8,279	-	0	37,662	-
UNITED ARAB EMIRATES	150	142	-5.33	3,431	2,653	-22.68
TANZANIA, UNITED REPUBLIC O	0	4	-	0	68	-
MADAGASCAR	0	406	-	0	1,453	-
KENYA	0	14	-	0	406	-
REUNION	77	0	-100.00	257	0	-100.00
SENEGAL	0	3	-	0	10	-
SEYCHELLES	0	97	-	0	105	-
SOUTH AFRICA	1,231	0	-100.00	1,957	0	-100.00
MAURITIUS	455	0	-100.00	1,490	0	-100.00
AUSTRALIA	6,304	2,474	-60.76	108,848	49,164	-54.83
NEW ZEALAND	489	2,904	493.87	11,835	61,776	421.98
GUAM	22	41	86.36	266	481	80.83
NEW CALEDONIA	403	468	16.13	956	2,315	142.15
FIJI	9	823	9,044.44	40	15,096	37,640.00
EAST TIMOR	0	472	-	0	462	-
UNITED STATES	133,287	117,435	-11.89	4,594,092	4,603,029	0.19
CANADA	896	856	-4.46	4,678	36,546	681.23
MEXICO	709	648	-8.60	30,989	9,216	-70.26
PANAMA	0	4	-	0	380	-
CHILE	2	0	-100.00	3	0	-100.00
JAMAICA	0	21	-	0	50	-
PUERTO RICO	18	0	-100.00	179	0	-100.00
DOMINICAN REPUBLIC	109	0	-100.00	228	0	-100.00
HAITI	0	451	-	0	868	-
FRENCH POLYNESIA	307	141	-54.07	524	142	-72.90
NETHERLANDS ANTILLES	0	14	-	0	16	-
UNITED KINGDOM	6,950	7,313	5.22	143,371	102,948	-28.19
NETHERLANDS	9,928	9,130	-8.04	58,926	161,330	173.78
FRANCE	15,378	7,624	-50.42	338,796	147,596	-56.44
GERMANY, FED. REP. OF	29,601	45,403	53.38	978,072	1,631,675	66.83
AUSTRIA	2	649	32,350.00	13	949	7,200.00
BELGIUM	2,977	74	-97.51	4,017	1,009	-74.88
SWITZERLAND	327	449	37.31	12,181	10,078	-17.26
DENMARK	394	128	-67.51	9,487	1,196	-87.39
NORWAY	220	10,405	4,629.55	2,173	164,219	7,457.25
SWEDEN	3,578	90	-97.48	116,893	6,714	-94.26
IRELAND	0	237	-	0	306	-
ITALY	171,931	59,140	-65.60	4,469,408	2,303,604	-48.46
SPAIN	136,571	19,540	-85.69	1,292,392	341,725	-73.56
PORTUGAL	356	175	-50.84	11,942	326	-97.27
GREECE	4,180	396	-90.53	7,758	3,473	-55.23
POLAND	1,260	640	-49.21	53,354	31,507	-40.95
ROMANIA	0	27	-	0	109	-
YUGOSLAVIA	0	1	-	0	10	-
CROATIA	270	1,698	528.89	931	12,113	1,201.07
SLOVAKIA	6	0	-100.00	169	0	-100.00
RUSSIA FEDERATION	6	0	-100.00	25	0	-100.00

TABEL 5. PERKEMBANGAN EKSPOR INDONESIA MENURUT KOMODITI DAN NEGARA TUJUAN

JENIS BARANG	BERAT BERSIH (KG)		PERUB	NILAI FOB (US \$)		PERUB
	JAN-FEB 2008	JAN-FEB 2009	%	JAN-FEB 2008	JAN-FEB 2009	%
(1)	(2)	(3)	(4)	(5)	(6)	(7)
KACA DAN BARANG DARI KACA	148,149,681	94,995,008	-35.88	75,346,607	49,999,148	-33.64
JAPAN	17,143,833	6,155,363	-64.10	12,999,153	4,800,188	-63.07
HONG KONG	268,736	235,180	-12.49	527,660	202,359	-61.65
KOREA, DEMOCRATIC PEOPLE'S	0	14,288	-	0	10,319	-
KOREA, REPUBLIC OF	7,094,393	8,206,118	15.67	2,265,855	2,237,964	-1.23
TAIWAN	1,070,942	1,458,283	36.17	549,989	690,512	25.55
CHINA	2,218,931	2,016,256	-9.13	1,892,233	1,360,148	-28.12
MONGOLIA	7,731	0	-100.00	6,750	0	-100.00
PAPUA NEW GUINEA	127,875	2,696,610	2,008.79	73,693	1,593,264	2,062.03
THAILAND	8,346,283	4,498,631	-46.10	3,048,044	2,110,177	-30.77
SINGAPORE	5,420,584	1,878,412	-65.35	2,449,446	2,129,730	-13.05
PHILIPPINES	9,172,905	6,868,789	-25.12	3,578,355	2,705,740	-24.39
MALAYSIA	12,524,163	8,865,909	-29.21	5,056,563	3,407,964	-32.60
MYANMAR (FORM. BURMA)	920,346	730,530	-20.62	414,328	193,277	-53.35
CAMBODIA	846,450	94,384	-88.85	192,790	28,399	-85.27
BRUNEI DARUSSALAM	144,025	119,747	-16.86	67,772	44,547	-34.27
NEPAL	0	11,730	-	0	11,520	-
VIET NAM	4,348,162	5,558,070	27.83	2,315,651	2,240,220	-3.26
MALDIVES	24,571	6,595	-73.16	17,605	21,457	21.88
INDIA	9,964,785	5,486,840	-44.94	4,710,987	2,710,413	-42.47
PAKISTAN	1,918,624	2,676,252	39.49	1,620,730	1,757,288	8.43
BANGLADESH	996,518	819,412	-17.77	508,102	346,228	-31.86
SRI LANKA	438,967	381,096	-13.18	126,701	133,799	5.60
AFGHANISTAN	252,574	55,828	-77.90	162,080	31,625	-80.49
IRAQ	0	60,906	-	0	89,362	-
IRAN (ISLAMIC REPUBLIC OF)	351,882	104,916	-70.18	313,334	100,005	-68.08
SAUDI ARABIA	388,641	425,122	9.39	175,711	208,543	18.69
ISRAEL	62,480	114,872	83.85	37,550	73,100	94.67
KUWAIT	449,124	367,775	-18.11	181,118	137,971	-23.82
JORDAN	263,286	1,503,212	470.94	220,313	772,496	250.64
LEBANON	605,543	46,566	-92.31	175,554	22,147	-87.38
YEMEN	126,045	623,533	394.69	68,352	382,871	460.15
OMAN	96,668	44,059	-54.42	68,750	24,717	-64.05
SYRIA ARAB REPUBLIC	880,870	946,080	7.40	885,080	649,201	-26.65
TURKEY	4,038,881	471,703	-88.32	2,370,859	329,166	-86.12
UNITED ARAB EMIRATES	2,288,249	964,519	-57.85	1,453,983	485,158	-66.63
QATAR	142,606	176,162	23.53	130,647	47,282	-63.81
BAHRAIN	38,850	86,322	122.19	10,630	27,088	154.83
CYPRUS	288	10,020	3,379.17	1,380	4,958	259.28
EGYPT	1,549,401	3,439,036	121.96	976,362	2,025,901	107.49
LIBYAN ARAB JAMAHIRIYA	0	81,567	-	0	30,251	-
MOROCCO	0	25,352	-	0	21,226	-
ALGERIA	583,190	405,536	-30.46	393,101	183,821	-53.24
SUDAN	0	364,573	-	0	247,034	-
NAMIBIA	189	823	335.45	1,684	570	-66.15
ETHIOPIA	0	139	-	0	222	-
TANZANIA, UNITED REPUBLIC O	97	67,302	69,283.51	832	30,296	3,541.35
MADAGASCAR	47,305	1,082,213	2,187.73	22,405	330,853	1,376.69
KENYA	1,957,272	1,488,845	-23.93	519,657	340,439	-34.49
REUNION	4,036	13,963	245.96	6,618	47,582	618.98
MOZAMBIQUE	22,597	54	-99.76	12,121	72	-99.41
GHANA	150,638	49,987	-66.82	60,665	31,340	-48.34
ANGOLA	96,626	545,671	464.72	39,763	238,533	499.89
CAMEROON	20,371	0	-100.00	8,534	0	-100.00
NIGERIA	1,011,664	265,626	-73.74	459,055	98,895	-78.46
GABON	495	100	-79.80	407	309	-24.08
COTE D'IVOIRE	165,411	82,010	-50.42	47,613	49,604	4.18
SENEGAL	88,000	63,478	-27.87	89,793	54,096	-39.75
BENIN	23,902	0	-100.00	7,035	0	-100.00
U.S. VIRGIN ISLANDS	0	180	-	0	6,035	-
SEYCHELLES	41	14,898	36,236.59	2,508	60,554	2,314.43
DJIBOUTI	107,969	40,435	-62.55	17,511	25,056	43.09
SOUTH AFRICA	2,724,973	1,152,612	-57.70	1,295,805	627,472	-51.58
ZIMBABWE	33,084	11,778	-64.40	19,540	5,964	-69.48
BURUNDI	19,473	0	-100.00	6,735	0	-100.00
MAURITIUS	160,207	56,639	-64.65	93,289	30,281	-67.54
VIRGIN ISLANDS (BRITISH)	0	295	-	0	1,139	-
AUSTRALIA	12,607,787	6,732,951	-46.60	6,242,781	4,235,589	-32.15
NEW ZEALAND	5,171,700	2,521,005	-51.25	1,832,097	835,029	-54.42
GUAM	431	516	19.72	1,713	438	-74.43
NEW CALEDONIA	23,780	44,912	88.86	20,252	21,113	4.25
SAINT VINCENT AND THE GREN.	0	23,144	-	0	8,599	-
VANUATU	257	2,863	1,014.01	578	3,001	419.20
WALLIS AND FUTUNA ISLANDS	97	0	-100.00	156	0	-100.00
COOK ISLANDS	108	83	-23.15	1,575	943	-40.13
FIJI	29,875	62,959	110.74	25,016	24,921	-0.38
SAMOA	304,327	0	-100.00	127,492	0	-100.00
SOLOMON ISLANDS	105	10,322	9,730.48	296	5,976	1,918.92

TABEL 5. PERKEMBANGAN EKSPOR INDONESIA MENURUT KOMODITI DAN NEGARA TUJUAN

JENIS BARANG	BERAT BERSIH (KG)		PERUB	NILAI FOB (US \$)		PERUB
	JAN-FEB 2008	JAN-FEB 2009	%	JAN-FEB 2008	JAN-FEB 2009	%
(1)	(2)	(3)	(4)	(5)	(6)	(7)
TONGA	520	0	-100.00	394	0	-100.00
EAST TIMOR	10,002	156,977	1,469.46	5,916	114,275	1,831.63
UNITED STATES	4,048,229	1,822,578	-54.98	2,982,921	1,347,823	-54.82
CANADA	150,364	142,428	-5.28	132,981	71,377	-46.33
MEXICO	843,947	777,162	-7.91	424,818	463,412	9.08
GUATEMALA	56,107	425,887	659.06	64,053	151,699	136.83
NICARAGUA	23,918	0	-100.00	10,290	0	-100.00
PANAMA	387,764	230,075	-40.67	250,357	153,011	-38.88
CUBA	21,667	17,688	-18.36	14,073	16,525	17.42
SURINAME	21,185	17,264	-18.51	13,707	8,393	-38.77
CHILE	53,836	423,331	686.33	51,550	286,260	455.31
VENEZUELA	4	18,973	474,225.00	34	59,844	175,911.76
ARGENTINA	89,510	192,869	115.47	69,901	107,727	54.11
BRAZIL	998,222	1,155,927	15.80	423,033	357,558	-15.48
COLOMBIA	433,076	379,386	-12.40	349,204	199,094	-42.99
URUGUAY	21,503	10,865	-49.47	14,803	7,647	-48.34
PARAGUAY	0	17,085	-	0	11,885	-
ECUADOR	287,510	182,167	-36.64	140,491	49,390	-64.84
PERU	62,333	51,229	-17.81	40,560	43,834	8.07
GUYANA	20	0	-100.00	28	0	-100.00
TRINIDAD AND TOBAGO	41,936	716,580	1,608.75	12,004	273,808	2,180.97
BAHAMAS	232	0	-100.00	264	0	-100.00
JAMAICA	23,733	64,384	171.28	7,821	25,904	231.21
PUERTO RICO	241,339	355,959	47.49	160,315	219,485	36.91
DOMINICAN REPUBLIC	463,213	139,030	-69.99	233,224	65,865	-71.76
EL SALVADOR	68,739	43,920	-36.11	23,036	15,839	-31.24
COSTA RICA	23,394	40,124	71.51	11,075	18,640	68.31
HAITI	36,539	245,845	572.83	17,150	84,927	395.20
BARBADOS	0	80,537	-	0	40,365	-
ARUBA	41,877	21,433	-48.82	22,421	13,931	-37.87
BERMUDA	45	0	-100.00	217	0	-100.00
CAPE VERDE	0	34,535	-	0	15,781	-
CAYMAN ISLANDS	284	0	-100.00	74	0	-100.00
FRENCH GUIANA	251	410	63.35	802	1,003	25.06
FRENCH POLYNESIA	1,322	1,043	-21.10	2,048	2,244	9.57
GRENADA	2	0	-100.00	20	0	-100.00
MARTINIQUE	132	106	-19.70	384	198	-48.44
NETHERLANDS ANTILLES	2,511	1,572	-37.40	4,871	6,305	29.44
SAINT LUCIA	0	46,459	-	0	16,777	-
GUADELOUPE	719	566	-21.28	1,008	1,922	90.67
UNITED KINGDOM	355,078	237,328	-33.16	650,203	394,009	-39.40
NETHERLANDS	279,102	481,759	72.61	290,231	434,822	49.82
FRANCE	125,762	266,356	111.79	305,222	485,849	59.18
GERMANY, FED. REP. OF	304,517	182,460	-40.08	429,594	405,407	-5.63
AUSTRIA	734	45	-93.87	843	71	-91.58
BELGIUM	22,694	13,220	-41.75	65,386	47,987	-26.61
SWITZERLAND	9,138	883	-90.34	55,935	3,986	-92.87
DENMARK	864	45,194	5,130.79	2,480	24,093	871.49
NORWAY	46,371	1,915	-95.87	25,936	1,963	-92.43
SWEDEN	13,853	17,098	23.42	31,512	24,093	-23.54
FINLAND	31,946	279,579	775.16	39,880	204,336	412.38
IRELAND	111	539	385.59	145	963	564.14
ITALY	197,227	329,121	66.87	316,010	231,416	-26.77
SPAIN	15,810,037	246,451	-98.44	4,531,624	192,500	-95.75
PORTUGAL	96,260	53,377	-44.55	59,851	31,777	-46.91
GREECE	166,091	110,563	-33.43	69,487	70,795	1.88
DEMOCRATIC REPUBLIC OF THE	0	257	-	0	297	-
HUNGARY	2,138	21,322	897.29	3,105	93,246	2,903.09
POLAND	625,106	314,308	-49.72	449,423	338,169	-24.75
ROMANIA	149,003	117,930	-20.85	99,038	97,929	-1.12
BULGARIA	38,877	428,254	1,001.56	13,820	131,752	853.34
YUGOSLAVIA	131	87	-33.59	176	195	10.80
AZERBAIJAN	0	3	-	0	15	-
KAZAKHSTAN	83,326	0	-100.00	120,305	0	-100.00
UKRAINE	360,646	208,212	-42.27	426,934	360,155	-15.64
LITHUANIA	16,608	19,482	17.30	23,593	26,855	13.83
ESTONIA	0	351	-	0	935	-
GEORGIA	0	22,924	-	0	6,728	-
CROATIA	369,156	22,084	-94.02	201,590	18,080	-91.03
BOSNIA AND HERZEGOVINA	261,932	184,687	-29.49	173,619	151,320	-12.84
MALTA	10,428	80	-99.23	9,364	660	-92.95
SLOVAKIA	338	0	-100.00	787	0	-100.00
SLOVENIA	338	1,292	282.25	808	2,452	203.47
CZECH REPUBLIC	125,063	22,352	-82.13	98,166	18,343	-81.31
RUSSIA FEDERATION	300,602	119,144	-60.36	354,955	200,845	-43.42
KERTAS DAN BARANG DARI KE	696,533,700	684,974,409	-1.66	617,287,445	508,657,973	-17.60
JAPAN	70,075,452	65,718,803	-6.22	70,776,973	63,732,837	-9.95

TABEL 5. PERKEMBANGAN EKSPOR INDONESIA MENURUT KOMODITI DAN NEGARA TUJUAN

JENIS BARANG	BERAT BERSIH (KG)		PERUB	NILAI FOB (US \$)		PERUB
	JAN-FEB 2008	JAN-FEB 2009	%	JAN-FEB 2008	JAN-FEB 2009	%
(1)	(2)	(3)	(4)	(5)	(6)	(7)
HONG KONG	18,538,311	13,404,532	-27.69	14,500,882	10,499,117	-27.60
KOREA, REPUBLIC OF	15,258,477	14,893,554	-2.39	12,473,642	12,651,643	1.43
TAIWAN	21,263,228	27,200,817	27.92	15,240,795	14,153,327	-7.14
CHINA	48,481,351	39,296,697	-18.94	38,624,458	17,870,765	-53.73
MONGOLIA	0	37,927	-	0	31,517	-
MACAU	977	53,771	5,403.68	163	38,973	23,809.82
PAPUA NEW GUINEA	744,228	601,468	-19.18	728,005	468,839	-35.60
THAILAND	15,902,686	13,859,157	-12.85	15,083,137	11,152,059	-26.06
SINGAPORE	33,983,892	26,913,513	-20.81	25,181,821	18,584,621	-26.20
PHILIPPINES	14,310,333	23,519,427	64.35	13,430,910	13,746,720	2.35
MALAYSIA	56,767,633	58,144,584	2.43	48,446,484	35,661,267	-26.39
MYANMAR (FORM. BURMA)	8,277,282	4,667,888	-43.61	5,879,808	2,911,516	-50.48
CAMBODIA	1,534,858	2,838,357	84.93	1,411,255	1,856,707	31.56
BRUNEI DARUSSALAM	140,038	50,148	-64.19	153,096	103,519	-32.38
NEPAL	13,345	0	-100.00	28,685	0	-100.00
VIET NAM	38,927,932	29,885,715	-23.23	31,948,395	19,523,560	-38.89
MALDIVES	176,756	117,073	-33.77	231,284	126,492	-45.31
INDIA	17,590,924	13,848,401	-21.28	12,482,730	11,020,105	-11.72
PAKISTAN	11,635,020	13,959,011	19.97	11,198,385	9,306,521	-16.89
BANGLADESH	5,834,361	5,575,676	-4.43	4,929,612	3,306,773	-32.92
SRI LANKA	8,949,153	12,103,307	35.25	6,458,723	7,815,737	21.01
AFGHANISTAN	38,881	21,613	-44.41	64,144	137,468	114.31
IRAQ	11,228	0	-100.00	18,313	0	-100.00
IRAN (ISLAMIC REPUBLIC OF)	26,561,327	21,559,598	-18.83	21,720,058	16,264,078	-25.12
SAUDI ARABIA	24,222,572	21,276,874	-12.16	22,251,960	12,787,240	-42.53
ISRAEL	495,902	1,644	-99.67	413,050	1,393	-99.66
KUWAIT	3,441,777	1,615,920	-53.05	3,024,705	1,646,878	-45.55
JORDAN	5,654,322	6,558,411	15.99	5,310,830	4,827,491	-9.10
LEBANON	1,303,058	8,237,273	532.15	1,341,498	4,330,013	222.77
YEMEN	3,568,600	3,117,625	-12.64	3,183,101	2,078,679	-34.70
OMAN	1,554,888	1,522,584	-2.08	1,394,278	1,318,955	-5.40
SYRIA ARAB REPUBLIC	2,888,235	4,234,427	46.61	2,723,886	3,008,077	10.43
TURKEY	11,057,404	13,527,657	22.34	9,765,334	8,172,536	-16.31
UNITED ARAB EMIRATES	19,360,876	22,533,134	16.38	18,334,422	16,965,894	-7.46
QATAR	917,363	852,368	-7.08	1,089,417	981,717	-9.89
BAHRAIN	1,448,246	900,646	-37.81	1,405,069	832,396	-40.76
CYPRUS	670,762	1,015,039	51.33	694,899	817,840	17.69
EGYPT	8,687,963	8,490,036	-2.28	7,832,536	7,007,106	-10.54
LIBYAN ARAB JAMAHIRIYA	1,768,289	1,776,704	0.48	1,636,946	1,236,288	-24.48
MOROCCO	49,906	200,699	302.15	65,339	136,481	108.88
TUNISIA	278,849	0	-100.00	264,907	0	-100.00
SUDAN	4,167,546	2,604,559	-37.50	3,621,186	1,848,303	-48.96
ERITREA	49,575	0	-100.00	48,583	0	-100.00
NAMIBIA	14	71,726	512,228.57	133	102,380	76,877.44
ETHIOPIA	82,359	770,248	835.23	91,287	306,591	235.85
TANZANIA, UNITED REPUBLIC O	399,310	666,956	67.03	343,377	548,101	59.62
MADAGASCAR	268,624	189,781	-29.35	314,406	135,534	-56.89
SOMALIA	76,181	72,770	-4.48	309,050	73,584	-76.19
KENYA	1,406,052	2,567,566	82.61	1,319,748	1,658,873	25.70
REUNION	4,319,015	156,079	-96.39	3,499,639	148,725	-95.75
MOZAMBIQUE	256,889	258,141	0.49	270,302	290,566	7.50
EQUATORIAL GUINEA	38,024	0	-100.00	37,114	0	-100.00
TOGO	671,699	1,149,136	71.08	621,668	838,154	34.82
GHANA	3,028,347	3,044,262	0.53	2,708,975	2,309,035	-14.76
LIBERIA	86,160	76,150	-11.62	98,539	56,241	-42.93
GUINEA	407,175	235,597	-42.14	391,432	202,024	-48.39
ANGOLA	248,182	132,094	-46.78	218,065	132,027	-39.46
CONGO	147,989	107,697	-27.23	135,434	86,745	-35.95
CAMEROON	733,339	1,136,664	55.00	762,299	820,488	7.63
NIGERIA	15,797,771	10,992,858	-30.42	13,441,639	7,446,160	-44.60
SIERRA LEONE	89,499	276,475	208.91	106,074	223,704	110.89
GABON	65,847	150,254	128.19	71,837	123,564	72.01
COTE D'IVOIRE	186,657	1,080,571	478.91	161,897	922,834	470.01
SENEGAL	404,653	515,287	27.34	413,242	381,051	-7.79
MAURITANIA	250,097	18,132	-92.75	253,529	20,530	-91.90
MALI	51,354	0	-100.00	42,873	0	-100.00
BENIN	762,312	1,531,670	100.92	683,324	1,340,383	96.16
BURKINA FASO	2,417	962	-60.20	4,798	2,190	-54.36
GAMBIA	19,012	20,997	10.44	19,454	15,269	-21.51
SEYCHELLES	1,086	2,544	134.25	1,987	6,225	213.29
UGANDA	87,635	57,557	-34.32	101,882	40,336	-60.41
NIGER	19,823	0	-100.00	17,842	0	-100.00
DJIBOUTI	6,234,769	2,489,359	-60.07	5,428,493	1,854,434	-65.84
SAO TOME AND PRINCIPE	5,912	18,549	213.75	5,500	13,982	154.22
SWAZILAND	0	60	-	0	825	-
SOUTH AFRICA	8,623,498	8,776,288	1.77	7,349,475	6,559,589	-10.75
ZAMBIA	19,510	0	-100.00	41,276	0	-100.00
MALAWI	18,130	61,158	237.33	17,840	51,738	190.01

TABEL 5. PERKEMBANGAN EKSPOR INDONESIA MENURUT KOMODITI DAN NEGARA TUJUAN

JENIS BARANG	BERAT BERSIH (KG)		PERUB	NILAI FOB (US \$)		PERUB
	JAN-FEB 2008	JAN-FEB 2009	%	JAN-FEB 2008	JAN-FEB 2009	%
(1)	(2)	(3)	(4)	(5)	(6)	(7)
MAURITIUS	3,868,375	2,376,602	-38.56	2,566,094	1,456,805	-43.23
VIRGIN ISLANDS (BRITISH)	0	88,040	-	0	45,080	-
AUSTRALIA	31,244,660	25,002,115	-19.98	29,360,802	24,218,534	-17.51
NEW ZEALAND	5,220,825	4,646,845	-10.99	4,850,723	4,509,834	-7.03
GUAM	28,623	41,515	45.04	45,131	54,029	19.72
PALAU	17	0	-100.00	110	0	-100.00
NEW CALEDONIA	316,200	248,483	-21.42	330,178	250,648	-24.09
NORTHERN MARIANA ISLANDS	3,399	0	-100.00	5,119	0	-100.00
VANUATU	47,988	2,654	-94.47	61,008	6,816	-88.83
WALLIS AND FUTUNA ISLANDS	0	602	-	0	788	-
COOK ISLANDS	186	5,454	2,832.26	2,343	11,280	381.43
FIJI	660,289	447,629	-32.21	548,466	376,893	-31.28
KIRIBATI	220	0	-100.00	1,012	0	-100.00
SAMOA	24,670	0	-100.00	26,747	0	-100.00
SOLOMON ISLANDS	15,687	3,395	-78.36	36,068	14,281	-60.41
TUVALU	20	1,031	5,055.00	52	1,541	2,863.46
EAST TIMOR	32,564	257,255	690.00	32,039	312,734	876.10
UNITED STATES	44,789,937	38,817,673	-13.33	44,153,863	36,370,822	-17.63
CANADA	6,638,302	6,137,337	-7.55	6,246,238	5,473,130	-12.38
MEXICO	569,929	672,705	18.03	614,718	607,671	-1.15
GUATEMALA	502,625	582,150	15.82	416,103	404,688	-2.74
HONDURAS	17,270	746,713	4,223.76	14,901	511,577	3,333.17
NICARAGUA	407,502	340,031	-16.56	331,551	257,308	-22.39
PANAMA	131,615	910,992	592.16	111,025	698,753	529.37
CUBA	1,215,415	570,755	-53.04	954,564	486,329	-49.05
SURINAME	10,131	141,709	1,298.77	5,535	123,428	2,129.95
CHILE	460,558	679,475	47.53	492,873	585,645	18.82
VENEZUELA	384,160	612,967	59.56	378,449	535,372	41.46
ARGENTINA	1,245,211	247,321	-80.14	1,168,090	192,126	-83.55
BRAZIL	5,709,818	5,923,813	3.75	4,852,921	4,646,029	-4.26
COLOMBIA	641,259	654,503	2.07	766,257	641,765	-16.25
BOLIVIA	271	199,914	73,669.00	15,505	129,990	738.37
URUGUAY	139,632	19,983	-85.69	127,012	29,982	-76.39
PARAGUAY	251,534	174,642	-30.57	252,667	139,161	-44.92
ECUADOR	1,103,937	1,757,146	59.17	1,256,320	1,530,464	21.82
PERU	1,688,602	1,421,135	-15.84	1,780,519	1,383,166	-22.32
GUYANA	45,339	160,143	253.21	39,999	106,784	166.97
TRINIDAD AND TOBAGO	142,244	31,187	-78.07	118,287	21,459	-81.86
BAHAMAS	24,697	11,407	-53.81	21,521	12,493	-41.95
JAMAICA	232,678	196,665	-15.48	240,412	170,947	-28.89
PUERTO RICO	261,019	321,515	23.18	266,855	245,921	-7.84
BELIZE	48,615	0	-100.00	43,514	0	-100.00
DOMINICAN REPUBLIC	372,556	280,561	-24.69	319,119	202,168	-36.65
EL SALVADOR	555,032	631,786	13.83	546,408	471,599	-13.69
COSTA RICA	1,126,486	2,628,475	133.33	965,524	1,767,246	83.03
BARBADOS	17,526	20,556	17.29	14,897	19,231	29.09
BERMUDA	176	286	62.50	835	838	0.36
CAPE VERDE	18,548	0	-100.00	16,768	0	-100.00
CAYMAN ISLANDS	0	3	-	0	200	-
DOMINICA	0	185,976	-	0	130,224	-
FRENCH POLYNESIA	229,240	329,691	43.82	258,480	347,095	34.28
GRENADA	515	0	-100.00	3,458	0	-100.00
MARTINIQUE	0	78,174	-	0	63,073	-
NETHERLANDS ANTILLES	17,301	82,147	374.81	18,338	75,915	313.98
GUADELOUPE	21	59,205	281,828.57	24	47,518	197,891.67
UNITED KINGDOM	4,006,240	7,961,767	98.73	4,766,056	6,901,659	44.81
NETHERLANDS	1,026,641	4,916,187	378.86	1,754,654	3,873,855	120.78
FRANCE	695,856	1,808,876	159.95	1,080,927	1,819,053	68.29
GERMANY, FED. REP. OF	792,588	940,646	18.68	2,028,320	2,041,628	0.66
AUSTRIA	195	156	-20.00	483	260	-46.17
BELGIUM	5,933,780	12,484,794	110.40	5,785,456	10,208,507	76.45
SWITZERLAND	3,484	4,228	21.35	15,401	14,090	-8.51
LUXEMBOURG	400	0	-100.00	870	0	-100.00
DENMARK	141,624	96,620	-31.78	329,305	276,223	-16.12
NORWAY	685	7,291	964.38	2,892	26,557	818.29
SWEDEN	169,006	190,754	12.87	215,388	317,617	47.46
FINLAND	94,145	126,773	34.66	145,575	212,041	45.66
IRELAND	398,577	623,703	56.48	523,518	814,476	55.58
ITALY	6,634,685	16,158,720	143.55	6,385,195	11,494,996	80.03
SPAIN	3,889,002	3,159,318	-18.76	4,018,537	3,074,298	-23.50
PORTUGAL	1,062,652	698,883	-34.23	934,829	729,873	-21.92
GREECE	1,691,613	3,863,929	128.42	1,689,160	3,277,350	94.02
DEMOCRATIC REPUBLIC OF THE	245,106	1,106,541	351.45	215,341	1,127,103	423.40
HUNGARY	220	161,939	73,508.64	234	109,978	46,899.15
POLAND	68,426	586,488	757.11	133,275	365,972	174.60
ROMANIA	590,758	2,316,262	292.08	542,108	2,025,857	273.70
BULGARIA	122,089	355,586	191.25	108,402	280,986	159.21
YUGOSLAVIA	0	198,039	-	0	159,193	-

TABEL 5. PERKEMBANGAN EKSPOR INDONESIA MENURUT KOMODITI DAN NEGARA TUJUAN

JENIS BARANG	BERAT BERSIH (KG)		PERUB	NILAI FOB (US \$)		PERUB
	JAN-FEB 2008	JAN-FEB 2009	%	JAN-FEB 2008	JAN-FEB 2009	%
(1)	(2)	(3)	(4)	(5)	(6)	(7)
ALBANIA	76,994	246,994	220.80	73,776	213,214	189.00
ARMENIA	11,256	125,676	1,016.52	13,539	107,000	690.31
KAZAKHSTAN	296,785	442	-99.85	262,378	840	-99.68
UKRAINE	1,983,316	665,632	-66.44	2,093,439	532,918	-74.54
LITHUANIA	62,280	130,677	109.82	77,973	162,151	107.96
LATVIA	85,005	14,669	-82.74	94,677	7,716	-91.85
ESTONIA	16,037	39,156	144.16	30,955	50,834	64.22
GEORGIA	609,675	512,253	-15.98	569,984	500,306	-12.22
CROATIA	46,041	98,426	113.78	63,541	94,287	48.39
BOSNIA AND HERZEGOVINA	722,773	51,343	-92.90	578,627	25,940	-95.52
MALTA	115,402	121,178	5.01	125,412	101,672	-18.93
SLOVAKIA	0	47	-	0	10,398	-
SLOVENIA	10,376	1,695,180	16,237.51	19,058	1,055,147	5,436.50
CZECH REPUBLIC	2	9,582	479,000.00	40	34,990	87,375.00
RUSSIA FEDERATION	3,053,415	1,381,068	-54.77	3,230,544	1,246,278	-61.42
-GLISEROL DAN LARUTAN ALK/	8,149,770	8,102,962	-0.57	3,809,006	1,483,785	-61.05
JAPAN	1,617,940	273,000	-83.13	928,172	42,315	-95.44
CHINA	2,500,000	6,473,270	158.93	625,000	1,065,924	70.55
SINGAPORE	0	5	-	0	8	-
PHILIPPINES	65,360	87,640	34.09	110,978	38,242	-65.54
MALAYSIA	3,300,000	740,000	-77.58	1,650,000	116,000	-92.97
INDIA	279,470	300,040	7.36	85,436	129,036	51.03
IRAN (ISLAMIC REPUBLIC OF)	108,000	0	-100.00	45,360	0	-100.00
SAUDI ARABIA	100,000	100,000	0.00	174,000	38,500	-77.87
YEMEN	19,000	0	-100.00	33,060	0	-100.00
EGYPT	0	120,000	-	0	48,000	-
SUDAN	140,000	0	-100.00	133,000	0	-100.00
CANADA	0	9,007	-	0	5,760	-
VENEZUELA	20,000	0	-100.00	24,000	0	-100.00
-MARGARIN DAN LEMAK LAINN'	93,737,810	52,136,238	-44.38	88,710,402	35,049,629	-60.49
JAPAN	182,031	20,081	-88.97	143,943	28,820	-79.98
HONG KONG	1,772,056	1,377,128	-22.29	1,475,162	660,263	-55.24
KOREA, REPUBLIC OF	17,800	374,616	2,004.58	25,632	222,476	767.96
TAIWAN	62,159	63,633	2.37	74,795	35,867	-52.05
CHINA	27,540,352	7,622,349	-72.32	23,743,076	4,100,658	-82.73
PAPUA NEW GUINEA	147,165	311,359	111.57	143,638	202,528	41.00
THAILAND	44,000	110,000	150.00	51,216	73,029	42.59
SINGAPORE	546,869	5,829,545	965.99	628,111	5,224,205	731.73
PHILIPPINES	1,347,698	1,723,437	27.88	1,404,831	1,051,741	-25.13
MALAYSIA	1,301,404	85,680	-93.42	1,378,519	106,801	-92.25
MYANMAR (FORM. BURMA)	97,710	698,279	614.64	113,466	494,367	335.70
VIET NAM	3,356,965	652,840	-80.55	3,068,394	550,965	-82.04
MALDIVES	1,654	8,363	405.62	2,675	8,352	212.22
INDIA	103,104	105,470	2.29	95,178	136,710	43.64
PAKISTAN	0	915,280	-	0	667,787	-
SRI LANKA	3,808,459	1,909,710	-49.86	3,431,502	989,557	-71.16
AFGHANISTAN	0	38,027	-	0	29,477	-
IRAQ	20,299,527	3,785,039	-81.35	17,311,532	2,767,117	-84.02
IRAN (ISLAMIC REPUBLIC OF)	176,042	1,003,799	470.20	232,330	818,362	252.24
SAUDI ARABIA	877,900	939,196	6.98	868,426	550,838	-36.57
KUWAIT	33,600	16,800	-50.00	44,336	17,222	-61.16
JORDAN	0	60,288	-	0	30,684	-
YEMEN	0	80,000	-	0	50,000	-
OMAN	103,508	0	-100.00	162,260	0	-100.00
SYRIA ARAB REPUBLIC	399,350	706,917	77.02	484,629	539,963	11.42
TURKEY	1,150,000	868,860	-24.45	1,197,500	639,471	-46.60
UNITED ARAB EMIRATES	122,668	120,531	-1.74	154,250	70,811	-54.09
QATAR	20,100	19,080	-5.07	21,044	9,731	-53.76
EGYPT	1,481,550	625,400	-57.79	1,598,808	472,918	-70.42
MOROCCO	20,400	62,999	208.82	30,396	42,504	39.83
ALGERIA	3,745,800	2,241,080	-40.17	3,930,723	1,362,245	-65.34
SUDAN	395,440	498,400	26.04	406,541	321,036	-21.03
ETHIOPIA	0	463,200	-	0	326,964	-
TANZANIA, UNITED REPUBLIC O	250,500	0	-100.00	240,927	0	-100.00
MADAGASCAR	0	21,000	-	0	11,340	-
KENYA	0	40,800	-	0	21,624	-
MOZAMBIQUE	701,050	101,455	-85.53	667,132	60,448	-90.94
TOGO	220,183	443,421	101.39	199,014	274,333	37.85
GHANA	960,527	935,609	-2.59	897,064	582,887	-35.02
LIBERIA	84,725	16,959	-79.98	83,613	13,599	-83.74
ANGOLA	298,575	1,237,033	314.31	268,685	749,252	178.86
CONGO	0	194,619	-	0	126,049	-
CAMEROON	267,646	271,598	1.48	283,697	157,725	-44.40
NIGERIA	2,162,669	2,660,976	23.04	2,041,058	1,550,770	-24.02
SIERRA LEONE	76,856	39,473	-48.64	69,738	25,895	-62.87
COTE D'IVOIRE	66,000	0	-100.00	64,680	0	-100.00

TABEL 5. PERKEMBANGAN EKSPOR INDONESIA MENURUT KOMODITI DAN NEGARA TUJUAN

JENIS BARANG	BERAT BERSIH (KG)		PERUB	NILAI FOB (US \$)		PERUB
	JAN-FEB 2008	JAN-FEB 2009	%	JAN-FEB 2008	JAN-FEB 2009	%
(1)	(2)	(3)	(4)	(5)	(6)	(7)
BENIN	1,808,257	926,901	-48.74	1,708,916	577,177	-66.23
CHAD	204,149	0	-100.00	191,072	0	-100.00
DJIBOUTI	480,704	0	-100.00	484,102	0	-100.00
SAO TOME AND PRINCIPE	145,598	182,000	25.00	145,132	137,540	-5.23
SOUTH AFRICA	562,460	250,259	-55.51	977,320	230,375	-76.43
MALAWI	39,875	0	-100.00	38,651	0	-100.00
MAURITIUS	0	16,900	-	0	11,154	-
VIRGIN ISLANDS (BRITISH)	41,400	0	-100.00	41,400	0	-100.00
AUSTRALIA	665,737	728,188	9.38	654,120	441,775	-32.46
NEW ZEALAND	714,675	828,700	15.95	761,509	580,748	-23.74
FIJI	0	21,200	-	0	10,812	-
KIRIBATI	10,296	0	-100.00	18,533	0	-100.00
SOLOMON ISLANDS	30,800	42,400	37.66	31,846	33,708	5.85
EAST TIMOR	19,512	172,202	782.54	24,823	156,651	531.07
UNITED STATES	4,022	1,050	-73.89	10,438	2,883	-72.38
CANADA	19,975	0	-100.00	19,176	0	-100.00
TRINIDAD AND TOBAGO	0	20,020	-	0	13,972	-
JAMAICA	19,958	497,274	2,391.60	19,160	306,672	1,500.58
BARBADOS	0	100,105	-	0	69,575	-
CAPE VERDE	0	15,508	-	0	11,184	-
MARTINIQUE	0	16,918	-	0	10,225	-
NETHERLANDS	2	0	-100.00	2	0	-100.00
GERMANY, FED. REP. OF	140,000	0	-100.00	150,800	0	-100.00
SWITZERLAND	30	0	-100.00	76	0	-100.00
DENMARK	17,800	4,548,372	25,452.65	21,360	2,653,765	12,323.99
PORTUGAL	5,713	0	-100.00	6,136	0	-100.00
GREECE	260,800	0	-100.00	256,508	0	-100.00
DEMOCRATIC REPUBLIC OF THE	282,810	203,250	-28.13	254,044	120,596	-52.53
ROMANIA	360,000	21,000	-94.17	402,810	13,650	-96.61
BULGARIA	531,600	380,239	-28.47	478,956	292,533	-38.92
KAZAKHSTAN	20,600	22,566	9.54	19,570	20,394	4.21
TAJIKISTAN	61,920	0	-100.00	73,069	0	-100.00
TURKMENISTAN	45,000	41,493	-7.79	74,070	38,857	-47.54
UKRAINE	1,475,042	1,102,542	-25.25	2,153,526	1,043,580	-51.54
UZBEKISTAN	123,600	0	-100.00	123,188	0	-100.00
LITHUANIA	44,400	0	-100.00	61,938	0	-100.00
LATVIA	43,754	139,979	219.92	59,850	109,872	83.58
ESTONIA	21,780	21,760	-0.09	37,396	44,608	19.29
GEORGIA	0	81,999	-	0	69,290	-
CROATIA	20,000	0	-100.00	25,200	0	-100.00
SLOVENIA	20,000	205,957	929.79	17,400	130,621	650.70
RUSSIA FEDERATION	11,251,499	2,247,127	-80.03	12,329,784	1,740,021	-85.89
-SABUN MANDI DAN CUCI	87,233,433	78,121,438	-10.45	84,462,475	74,528,520	-11.76
JAPAN	1,776,968	1,565,032	-11.93	2,013,008	1,619,316	-19.56
HONG KONG	668,467	477,005	-28.64	667,861	653,785	-2.11
KOREA, DEMOCRATIC PEOPLE'S	0	356,274	-	0	170,630	-
KOREA, REPUBLIC OF	1,096,260	563,035	-48.64	1,336,472	648,969	-51.44
TAIWAN	1,214,460	658,447	-45.78	1,547,243	795,291	-48.60
CHINA	4,835,949	3,984,971	-17.60	3,691,726	2,914,737	-21.05
MONGOLIA	152,310	25,967	-82.95	150,737	31,544	-79.07
PAPUA NEW GUINEA	1,161,967	1,473,733	26.83	1,057,712	1,052,284	-0.51
THAILAND	1,770,568	1,368,567	-22.70	2,038,615	1,636,589	-19.72
SINGAPORE	2,599,613	1,729,698	-33.46	3,436,604	2,255,260	-34.38
PHILIPPINES	2,287,747	2,031,163	-11.22	2,198,025	2,020,207	-8.09
MALAYSIA	11,115,304	10,539,300	-5.18	10,181,224	9,843,130	-3.32
MYANMAR (FORM. BURMA)	378,800	323,388	-14.63	478,359	415,420	-13.16
CAMBODIA	12,096	24,684	104.07	16,023	29,986	87.14
BRUNEI DARUSSALAM	255,667	330,647	29.33	201,789	423,622	109.93
VIET NAM	566,973	944,383	66.57	771,325	1,066,201	38.23
MALDIVES	275,178	328,449	19.36	353,186	388,329	9.95
INDIA	1,678,410	1,400,946	-16.53	1,671,516	1,573,880	-5.84
PAKISTAN	1,275,312	1,256,799	-1.45	1,417,619	1,546,697	9.11
BANGLADESH	60,506	55,899	-7.61	88,658	82,750	-6.66
SRI LANKA	108,157	13,448	-87.57	151,239	17,232	-88.61
AFGHANISTAN	142,988	63,360	-55.69	186,796	75,430	-59.62
IRAQ	33,207	937,041	2,721.82	39,083	1,238,843	3,069.77
IRAN (ISLAMIC REPUBLIC OF)	101,965	176,048	72.66	147,553	285,358	93.39
SAUDI ARABIA	342,497	185,322	-45.89	438,070	281,618	-35.71
ISRAEL	48,824	12,872	-73.64	61,250	22,420	-63.40
KUWAIT	62,426	30,420	-51.27	75,635	31,130	-58.84
JORDAN	0	13,769	-	0	17,205	-
LEBANON	8,447	33,401	295.42	25,047	61,677	146.25
YEMEN	234,757	570,295	142.93	291,305	520,505	78.68
OMAN	0	10	-	0	68	-
SYRIA ARAB REPUBLIC	0	23,904	-	0	34,860	-
TURKEY	0	34	-	0	190	-
UNITED ARAB EMIRATES	2,801,732	4,262,682	52.14	2,939,721	5,495,865	86.95

TABEL 5. PERKEMBANGAN EKSPOR INDONESIA MENURUT KOMODITI DAN NEGARA TUJUAN

JENIS BARANG	BERAT BERSIH (KG)		PERUB	NILAI FOB (US \$)		PERUB
	JAN-FEB 2008	JAN-FEB 2009	%	JAN-FEB 2008	JAN-FEB 2009	%
(1)	(2)	(3)	(4)	(5)	(6)	(7)
QATAR	0	13,230	-	0	17,550	-
CYPRUS	37	5,981	16,064.86	173	20,416	11,701.16
EGYPT	1,548,140	2,110,082	36.30	1,876,320	2,138,167	13.96
LIBYAN ARAB JAMAHIRIYA	307,831	743,461	141.52	239,127	699,740	192.62
MOROCCO	0	1	-	0	15	-
ALGERIA	96,697	1,046,182	981.92	97,085	597,422	515.36
SUDAN	1,582,647	300,000	-81.04	1,499,456	159,000	-89.40
ERITREA	631,960	229,200	-63.73	590,297	149,340	-74.70
NAMIBIA	750,249	716,862	-4.45	770,990	897,880	16.46
ETHIOPIA	2,610,734	231,626	-91.13	2,016,706	229,997	-88.60
TANZANIA, UNITED REPUBLIC O	308,365	340,396	10.39	440,897	426,323	-3.31
MADAGASCAR	1,196,637	416,376	-65.20	913,223	445,911	-51.17
SOMALIA	400,000	0	-100.00	140,000	0	-100.00
KENYA	33,344	97,724	193.08	59,390	101,724	71.28
MOZAMBIQUE	2,275,847	608,957	-73.24	2,088,147	728,351	-65.12
EQUATORIAL GUINEA	111,440	146,192	31.18	116,906	153,529	31.33
TOGO	2,683,029	2,016,417	-24.85	2,776,940	1,828,131	-34.17
GHANA	4,927,003	3,267,148	-33.69	4,310,486	2,750,831	-36.18
LIBERIA	741,865	439,510	-40.76	752,288	313,732	-58.30
GUINEA	1,335,335	329,349	-75.34	893,161	207,470	-76.77
ANGOLA	5,530,398	4,465,290	-19.26	4,810,543	3,673,927	-23.63
CONGO	142,250	1,253,751	781.37	128,115	901,367	603.56
CAMEROON	681,811	1,064,654	56.15	602,092	1,007,506	67.33
NIGERIA	1,399,836	1,356,592	-3.09	1,300,951	812,801	-37.52
SIERRA LEONE	379,468	563,595	48.52	373,273	572,435	53.36
GABON	211,566	274,718	29.85	174,932	282,968	61.76
COTE D'IVOIRE	93,755	54,378	-42.00	96,189	54,029	-43.83
SENEGAL	289,946	434,642	49.90	263,668	366,817	39.12
MAURITANIA	1,005,733	545,521	-45.76	965,199	543,504	-43.69
MALI	0	522,031	-	0	527,538	-
BENIN	5,012,035	4,056,658	-19.06	5,633,470	4,848,365	-13.94
BURKINA FASO	140,612	78,250	-44.35	129,543	74,830	-42.24
GUINEA BISSAU	18,304	20,640	12.76	17,965	23,416	30.34
GAMBIA	0	50,344	-	0	53,765	-
SEYCHELLES	6,141	16,537	169.29	10,878	10,708	-1.56
CENTRAL AFRICAN REPUBLIC	0	24,624	-	0	30,875	-
NIGER	18,553	69,410	274.12	9,562	97,121	915.70
CHAD	0	86,986	-	0	70,588	-
DJIBOUTI	3,745,064	3,235,777	-13.60	3,016,644	2,446,180	-18.91
SAO TOME AND PRINCIPE	79,750	10,350	-87.02	72,347	12,880	-82.20
SOUTH AFRICA	321,797	1,719,999	434.50	400,310	1,619,600	304.59
ZIMBABWE	14,968	0	-100.00	18,848	0	-100.00
MALAWI	1,961,000	869,750	-55.65	1,207,350	506,856	-58.02
COMOROS	32,976	52,650	59.66	31,144	58,500	87.84
BURUNDI	0	24,768	-	0	35,475	-
MAURITIUS	181,972	267,785	47.16	160,731	180,075	12.04
RWANDA	0	49,536	-	0	70,950	-
AUSTRALIA	555,945	1,312,889	136.15	721,725	1,167,691	61.79
NEW ZEALAND	32,762	46,053	40.57	58,493	75,492	29.06
MICRONESIA, FEDERATED STAT	54,936	41,916	-23.70	46,154	44,440	-3.71
GUAM	9	0	-100.00	75	0	-100.00
PALAU	10	0	-100.00	65	0	-100.00
NEW CALEDONIA	5	0	-100.00	14	0	-100.00
VANUATU	62,087	317	-99.49	46,805	475	-98.99
COOK ISLANDS	6,479	0	-100.00	4,026	0	-100.00
FIJI	661,601	692,550	4.68	648,222	513,825	-20.73
KIRIBATI	39,600	59,496	50.24	43,883	71,081	61.98
SAMOA	185,388	74,567	-59.78	186,805	77,287	-58.63
SOLOMON ISLANDS	48,501	91,953	89.59	54,687	100,722	84.18
TONGA	13,334	671	-94.97	13,306	1,544	-88.40
TUVALU	10,897	0	-100.00	12,478	0	-100.00
EAST TIMOR	18,006	300,561	1,569.23	14,035	371,756	2,548.78
UNITED STATES	472,970	290,907	-38.49	623,250	270,055	-56.67
CANADA	0	11,301	-	0	26,503	-
MEXICO	15,000	15,000	0.00	32,228	28,303	-12.18
GUATEMALA	11,808	18,717	58.51	14,760	24,054	62.97
PANAMA	348,671	223,377	-35.93	391,589	252,708	-35.47
SURINAME	40,536	99,048	144.35	185,356	164,277	-11.37
CHILE	253,804	122,186	-51.86	221,365	137,044	-38.09
COLOMBIA	0	1,085,784	-	0	632,365	-
BOLIVIA	182,690	0	-100.00	176,060	0	-100.00
PERU	29,376	14,688	-50.00	33,701	15,698	-53.42
TRINIDAD AND TOBAGO	69,450	0	-100.00	59,359	0	-100.00
JAMAICA	0	141,499	-	0	68,996	-
BELIZE	0	14,310	-	0	16,375	-
DOMINICAN REPUBLIC	11,808	0	-100.00	15,170	0	-100.00
EL SALVADOR	0	14,310	-	0	15,488	-
COSTA RICA	0	55,944	-	0	74,370	-

TABEL 5. PERKEMBANGAN EKSPOR INDONESIA MENURUT KOMODITI DAN NEGARA TUJUAN

JENIS BARANG	BERAT BERSIH (KG)		PERUB	NILAI FOB (US \$)		PERUB
	JAN-FEB 2008	JAN-FEB 2009	%	JAN-FEB 2008	JAN-FEB 2009	%
(1)	(2)	(3)	(4)	(5)	(6)	(7)
HAITI	507,418	609,024	20.02	598,379	458,531	-23.37
BARBADOS	29,383	6,010	-79.55	25,701	9,363	-63.57
BERMUDA	13	135	938.46	62	395	537.10
CAPE VERDE	21,471	0	-100.00	16,629	0	-100.00
FRENCH POLYNESIA	1,152	18,945	1,544.53	1,480	9,960	572.97
NETHERLANDS ANTILLES	104,768	0	-100.00	100,868	0	-100.00
GUADELOUPE	0	20,880	-	0	8,352	-
UNITED KINGDOM	135,509	42,169	-68.88	175,994	92,587	-47.39
NETHERLANDS	79,751	27,273	-65.80	113,877	37,126	-67.40
FRANCE	18,132	70	-99.61	24,079	82	-99.66
GERMANY, FED. REP. OF	48,042	103	-99.79	38,799	4,316	-88.88
AUSTRIA	0	48,002	-	0	65,683	-
BELGIUM	66,633	206,478	209.87	65,038	129,076	98.46
SWITZERLAND	470	0	-100.00	4,099	0	-100.00
DENMARK	17,973	66	-99.63	34,655	601	-98.27
SWEDEN	259	0	-100.00	910	0	-100.00
ITALY	234,989	68,001	-71.06	226,070	40,190	-82.22
SPAIN	69,751	92,183	32.16	132,393	125,140	-5.48
PORTUGAL	28,497	15,995	-43.87	27,983	48,087	71.84
MONTSERRAT	0	454	-	0	649	-
GREECE	41,000	0	-100.00	46,650	0	-100.00
DEMOCRATIC REPUBLIC OF THE	2,477,092	1,717,280	-30.67	2,241,276	949,022	-57.66
POLAND	100,000	148,000	48.00	54,000	167,116	209.47
ROMANIA	363	14,039	3,767.49	1,713	19,745	1,052.66
BULGARIA	15,218	29,262	92.29	17,927	36,273	102.34
UKRAINE	160,000	0	-100.00	160,000	0	-100.00
UZBEKISTAN	0	81,499	-	0	38,660	-
CROATIA	0	18,506	-	0	14,494	-
MALTA	12,720	33	-99.74	20,094	422	-97.90
SLOVENIA	0	203,749	-	0	97,425	-
RUSSIA FEDERATION	60,506	36,315	-39.98	51,441	25,043	-51.32
-BAHAN CELUP ORGANIK SINTE	5,381,783	2,304,780	-57.17	21,830,593	10,579,538	-51.54
JAPAN	784,845	129,870	-83.45	3,492,626	580,089	-83.39
HONG KONG	304,283	172,279	-43.38	1,470,626	822,095	-44.10
KOREA, REPUBLIC OF	313,721	51,795	-83.49	805,239	367,064	-54.42
TAIWAN	251,645	93,405	-62.88	1,167,120	601,054	-48.50
CHINA	843,961	682,132	-19.17	1,987,135	1,648,033	-17.06
THAILAND	97,056	35,683	-63.23	224,918	199,544	-11.28
SINGAPORE	1,007,132	261,957	-73.99	5,389,760	1,829,138	-66.06
PHILIPPINES	8,666	18,190	109.90	24,292	93,487	284.85
MALAYSIA	46,549	4,315	-90.73	142,108	12,240	-91.39
VIET NAM	40,867	5,712	-86.02	173,628	54,957	-68.35
INDIA	2,010	11,449	469.60	13,290	84,847	538.43
PAKISTAN	37,740	40,171	6.44	145,199	154,022	6.08
BANGLADESH	101,272	60,669	-40.09	272,761	150,097	-44.97
SRI LANKA	7,379	14,241	92.99	20,273	97,576	381.31
IRAN (ISLAMIC REPUBLIC OF)	0	2,366	-	0	6,006	-
JORDAN	0	2,000	-	0	12,215	-
TURKEY	56,439	149,140	164.25	327,967	611,862	86.56
EGYPT	96	0	-100.00	76	0	-100.00
MOROCCO	0	1,000	-	0	1,900	-
TANZANIA, UNITED REPUBLIC O	0	14,000	-	0	68,286	-
NIGERIA	108,179	271	-99.75	114,300	1,600	-98.60
SOUTH AFRICA	5,039	2,000	-60.31	16,583	15,020	-9.43
AUSTRALIA	12,301	6,955	-43.46	50,550	26,773	-47.04
NEW ZEALAND	74	75	1.35	2,126	2,214	4.14
FIJI	509	0	-100.00	4,708	0	-100.00
UNITED STATES	496,586	45,769	-90.78	1,767,740	360,051	-79.63
CANADA	3,969	3,969	0.00	28,183	36,817	30.64
MEXICO	57,665	14,818	-74.30	330,886	107,231	-67.59
NICARAGUA	0	5,300	-	0	38,421	-
CHILE	2,074	1,200	-42.14	9,624	10,224	6.23
ARGENTINA	700	9,993	1,327.57	10,137	92,672	814.20
BRAZIL	91,963	30,391	-66.95	474,619	211,111	-55.52
UNITED KINGDOM	27,127	101	-99.63	140,989	1,011	-99.28
NETHERLANDS	7,255	39,600	445.83	102,351	55,836	-45.45
GERMANY, FED. REP. OF	292,686	180,750	-38.24	1,770,643	1,548,774	-12.53
BELGIUM	15,817	17,755	12.25	122,748	63,618	-48.17
SWITZERLAND	2,500	0	-100.00	14,250	0	-100.00
NORWAY	0	21,000	-	0	20,160	-
SWEDEN	39,600	39,600	0.00	49,896	55,836	11.90
ITALY	82,080	34,859	-57.53	205,192	134,657	-34.38
SPAIN	220,000	100,000	-54.55	908,000	403,000	-55.62
POLAND	11,998	0	-100.00	50,050	0	-100.00
-PREPARAT PEMBASMI KUMAN	8,555,373	8,403,968	-1.77	23,742,470	27,347,044	15.18
JAPAN	301,774	645,081	113.76	312,448	662,230	111.95

TABEL 5. PERKEMBANGAN EKSPOR INDONESIA MENURUT KOMODITI DAN NEGARA TUJUAN

JENIS BARANG	BERAT BERSIH (KG)		PERUB	NILAI FOB (US \$)		PERUB
	JAN-FEB 2008	JAN-FEB 2009	%	JAN-FEB 2008	JAN-FEB 2009	%
(1)	(2)	(3)	(4)	(5)	(6)	(7)
HONG KONG	1,808	13,534	648.56	18,969	35,257	85.87
KOREA, REPUBLIC OF	516,012	340,624	-33.99	1,910,506	1,007,688	-47.26
TAIWAN	100,125	161,878	61.68	472,300	626,428	32.63
CHINA	432,149	618,182	43.05	7,210,255	9,237,342	28.11
PAPUA NEW GUINEA	18,294	17,809	-2.65	13,325	10,335	-22.44
THAILAND	872,277	737,680	-15.43	1,849,031	2,155,446	16.57
SINGAPORE	1,146,728	551,815	-51.88	4,076,498	1,600,244	-60.74
PHILIPPINES	1,450,514	1,287,702	-11.22	1,974,557	4,181,544	111.77
MALAYSIA	373,730	624,465	67.09	1,166,916	2,093,825	79.43
MYANMAR (FORM. BURMA)	61,440	61,440	0.00	32,293	43,315	34.13
BRUNEI DARUSSALAM	105	682	549.52	276	1,934	600.72
VIET NAM	193,656	185,083	-4.43	1,311,262	1,495,594	14.06
MALDIVES	17,622	12,597	-28.52	32,650	17,665	-45.90
PAKISTAN	685,796	783,530	14.25	529,291	630,939	19.20
BANGLADESH	146,931	215,265	46.51	391,221	519,161	32.70
SRI LANKA	85,507	151,492	77.17	64,277	337,163	424.55
SAUDI ARABIA	0	1,870	-	0	16,470	-
JORDAN	0	25,607	-	0	25,923	-
LEBANON	92,858	73,656	-20.68	115,245	71,073	-38.33
OMAN	451	0	-100.00	2,585	0	-100.00
UNITED ARAB EMIRATES	4,869	0	-100.00	13,073	0	-100.00
TANZANIA, UNITED REPUBLIC O	140,310	66,255	-52.78	107,443	47,325	-55.95
MADAGASCAR	20,160	84,585	319.57	14,112	61,864	338.38
KENYA	4,200	4,200	0.00	5,000	3,000	-40.00
TOGO	8,663	0	-100.00	8,316	0	-100.00
GHANA	23,328	0	-100.00	19,958	0	-100.00
GUINEA	19,696	0	-100.00	16,917	0	-100.00
BENIN	3,277	2,877	-12.21	10,080	6,624	-34.29
GAMBIA	0	1,875	-	0	4,177	-
SOUTH AFRICA	54,676	105,114	92.25	49,536	101,698	105.30
ZIMBABWE	17,993	0	-100.00	21,498	0	-100.00
ZAMBIA	20,160	0	-100.00	14,112	0	-100.00
MALAWI	40,320	0	-100.00	28,800	0	-100.00
MAURITIUS	61,194	8,820	-85.59	60,297	6,552	-89.13
AUSTRALIA	79,661	35,705	-55.18	82,070	39,501	-51.87
GUAM	2,250	2,250	0.00	3,669	3,944	7.50
NEW CALEDONIA	0	10,650	-	0	7,912	-
VANUATU	0	9,544	-	0	8,764	-
AMERICAN SAMOA	14,550	0	-100.00	22,181	0	-100.00
FIJI	22,166	0	-100.00	25,682	0	-100.00
KIRIBATI	1,725	0	-100.00	1,311	0	-100.00
SAMOA	0	23,276	-	0	20,256	-
TONGA	0	8,018	-	0	8,378	-
TUVALU	0	104	-	0	156	-
EAST TIMOR	632	30,087	4,660.60	489	52,994	10,737.22
UNITED STATES	0	390	-	0	24,000	-
MEXICO	688,634	762,506	10.73	830,399	1,035,356	24.68
GUATEMALA	91,233	60,820	-33.34	89,379	74,630	-16.50
HONDURAS	205,797	59,177	-71.24	193,972	57,182	-70.52
NICARAGUA	59,177	66,959	13.15	55,892	72,303	29.36
SURINAME	1,145	0	-100.00	14,429	0	-100.00
VENEZUELA	0	21,438	-	0	30,425	-
PERU	4,808	2,389	-50.31	65,224	13,706	-78.99
TRINIDAD AND TOBAGO	9,041	9,041	0.00	7,120	10,127	42.23
JAMAICA	44,023	52,130	18.42	50,534	66,394	31.38
EL SALVADOR	74,710	71,857	-3.82	72,176	96,721	34.01
COSTA RICA	0	7,157	-	0	8,889	-
HAITI	81,848	61,688	-24.63	49,233	46,883	-4.77
BARBADOS	0	9,041	-	0	9,677	-
FRENCH POLYNESIA	23,656	25,762	8.90	18,794	20,298	8.00
SAINT LUCIA	0	9,041	-	0	8,777	-
UNITED KINGDOM	0	8,491	-	0	31,500	-
NETHERLANDS	64,064	132,410	106.68	61,705	153,884	149.39
GERMANY, FED. REP. OF	7,321	0	-100.00	3,661	0	-100.00
BELGIUM	7,499	18	-99.76	5,026	17	-99.66
SWITZERLAND	41	2	-95.12	444	4	-99.10
FINLAND	67,386	69,053	2.47	87,255	91,080	4.38
ITALY	31,680	31,680	0.00	49,104	46,253	-5.81
GREECE	55,703	21,750	-60.95	99,674	43,500	-56.36
GEORGIA	0	2,000	-	0	2,580	-
RUSSIA FEDERATION	0	15,816	-	0	260,137	-
-DAMAR TIRUAN, BAHAN PLAST	207,545,834	186,082,491	-10.34	343,836,022	249,751,201	-27.36
JAPAN	37,635,236	25,935,546	-31.09	68,554,577	39,960,161	-41.71
HONG KONG	5,705,783	2,803,058	-50.87	6,766,990	9,001,727	33.02
KOREA, REPUBLIC OF	2,247,472	1,467,431	-34.71	3,625,050	3,489,158	-3.75
TAIWAN	3,030,945	1,749,545	-42.28	6,909,789	2,991,628	-56.70
CHINA	15,336,333	36,707,254	139.35	14,126,833	25,739,870	82.21

TABEL 5. PERKEMBANGAN EKSPOR INDONESIA MENURUT KOMODITI DAN NEGARA TUJUAN

JENIS BARANG	BERAT BERSIH (KG)		PERUB	NILAI FOB (US \$)		PERUB
	JAN-FEB 2008	JAN-FEB 2009	%	JAN-FEB 2008	JAN-FEB 2009	%
(1)	(2)	(3)	(4)	(5)	(6)	(7)
MONGOLIA	2,508	0	-100.00	7,323	0	-100.00
PAPUA NEW GUINEA	54,713	87,040	59.08	118,733	290,706	144.84
THAILAND	4,974,262	3,604,679	-27.53	11,799,972	10,335,085	-12.41
SINGAPORE	12,872,805	10,484,016	-18.56	22,784,917	20,062,738	-11.95
PHILIPPINES	6,481,773	9,541,775	47.21	11,820,322	11,151,435	-5.66
MALAYSIA	18,566,439	11,138,810	-40.01	28,553,478	14,310,202	-49.88
MYANMAR (FORM. BURMA)	1,114,090	1,564,496	40.43	1,123,742	1,383,021	23.07
CAMBODIA	37,591	39,103	4.02	72,010	144,521	100.70
BRUNEI DARUSSALAM	68,470	73,316	7.08	134,181	99,106	-26.14
NEPAL	0	1	-	0	1	-
VIET NAM	9,303,205	8,253,182	-11.29	12,958,455	9,151,668	-29.38
MALDIVES	29,631	18,396	-37.92	66,914	41,208	-38.42
INDIA	3,786,712	5,973,226	57.74	5,061,183	6,282,322	24.13
PAKISTAN	677,264	690,636	1.97	1,732,768	1,482,666	-14.43
BANGLADESH	5,086,927	4,209,097	-17.26	5,765,922	3,730,956	-35.29
SRI LANKA	1,699,305	1,281,261	-24.60	2,511,540	1,609,826	-35.90
AFGHANISTAN	0	21,017	-	0	26,446	-
IRAN (ISLAMIC REPUBLIC OF)	806	22,033	2,633.62	13,586	99,825	634.76
SAUDI ARABIA	626,418	884,422	41.19	1,904,544	3,042,338	59.74
ISRAEL	36,627	146,275	299.36	108,123	195,701	81.00
KUWAIT	114,846	83,588	-27.22	264,272	298,042	12.78
JORDAN	66,974	0	-100.00	120,255	0	-100.00
LEBANON	76,082	26,047	-65.76	174,055	39,920	-77.06
YEMEN	466,505	37,593	-91.94	635,904	49,186	-92.27
OMAN	74,580	19,348	-74.06	153,916	32,254	-79.04
SYRIA ARAB REPUBLIC	266,231	122,071	-54.15	436,024	203,889	-53.24
TURKEY	10,969,595	4,128,602	-62.36	13,575,277	3,026,700	-77.70
UNITED ARAB EMIRATES	1,234,988	830,127	-32.78	2,889,577	1,851,201	-35.94
QATAR	7,020	17,561	150.16	36,478	46,296	26.91
BAHRAIN	948,437	24,872	-97.38	878,213	65,890	-92.50
EGYPT	1,323,834	1,853,546	40.01	1,494,281	1,408,119	-5.77
LIBYAN ARAB JAMAHIRIYA	3,374	65,534	1,842.32	9,788	244,383	2,396.76
MOROCCO	40,239	139,376	246.37	76,572	340,294	344.41
TUNISIA	0	22,958	-	0	63,210	-
ALGERIA	14,368	15	-99.90	27,018	1,856	-93.13
SUDAN	181,536	7,096	-96.09	358,746	33,120	-90.77
NAMIBIA	0	33,131	-	0	114,374	-
TANZANIA, UNITED REPUBLIC O	8,021	162,595	1,927.12	25,381	541,718	2,034.34
MADAGASCAR	99,963	28,885	-71.10	182,540	62,222	-65.91
SOMALIA	38,214	29,646	-22.42	144,497	97,818	-32.30
KENYA	516,390	568,248	10.04	649,318	345,455	-46.80
REUNION	22,745	45,678	100.83	44,111	57,596	30.57
MOZAMBIQUE	1,218	294	-75.86	1,275	306	-76.00
TOGO	112,405	180,525	60.60	213,267	243,212	14.04
GHANA	38,100	100,128	162.80	130,444	166,381	27.55
LIBERIA	25,411	0	-100.00	18,710	0	-100.00
GUINEA	194,149	221,276	13.97	258,720	192,636	-25.54
ANGOLA	23,661	12,946	-45.29	30,673	30,368	-0.99
CAMEROON	83,578	16,025	-80.83	144,375	34,763	-75.92
NIGERIA	761,878	1,131,155	48.47	1,540,292	1,928,439	25.20
GABON	36,240	43,700	20.58	66,510	62,407	-6.17
COTE D'IVOIRE	104,717	60,340	-42.38	304,817	310,249	1.78
SENEGAL	13,589	31,435	131.33	21,503	61,338	185.25
MAURITANIA	38,694	11,705	-69.75	68,013	14,270	-79.02
MALI	54,017	139,251	157.79	97,038	206,685	112.99
BENIN	27,157	59,977	120.85	16,239	114,543	605.36
BURKINA FASO	14,869	7,334	-50.68	29,510	16,674	-43.50
GAMBIA	0	80	-	0	180	-
SEYCHELLES	91	191	109.89	273	207	-24.18
UGANDA	5	0	-100.00	15	0	-100.00
NIGER	0	3,749	-	0	15,297	-
DJIBOUTI	7,283	5,421	-25.57	14,184	18,771	32.34
SOUTH AFRICA	300,277	834,254	177.83	597,222	1,163,467	94.81
ZAMBIA	27,557	0	-100.00	47,079	0	-100.00
MAURITIUS	1,074,202	636,074	-40.79	1,475,794	576,206	-60.96
AUSTRALIA	8,502,775	5,771,334	-32.12	13,663,941	8,494,081	-37.84
NEW ZEALAND	519,705	1,047,979	101.65	1,075,859	1,071,501	-0.41
GUAM	353	9,626	2,626.91	3,760	10,783	186.78
NEW CALEDONIA	22,077	18,017	-18.39	89,002	116,480	30.87
VANUATU	847	2,767	226.68	1,361	9,786	619.03
WALLIS AND FUTUNA ISLANDS	32	0	-100.00	50	0	-100.00
COOK ISLANDS	4,026	8	-99.80	5,775	99	-98.29
FIJI	124,459	156,409	25.67	376,097	211,617	-43.73
KIRIBATI	24	0	-100.00	271	0	-100.00
SAMOA	13,114	17	-99.87	78,935	86	-99.89
SOLOMON ISLANDS	0	58,730	-	0	44,421	-
TONGA	15	0	-100.00	12	0	-100.00
EAST TIMOR	124,440	721,662	479.93	115,848	749,475	546.95

TABEL 5. PERKEMBANGAN EKSPOR INDONESIA MENURUT KOMODITI DAN NEGARA TUJUAN

JENIS BARANG	BERAT BERSIH (KG)		PERUB	NILAI FOB (US \$)		PERUB
	JAN-FEB 2008	JAN-FEB 2009	%	JAN-FEB 2008	JAN-FEB 2009	%
(1)	(2)	(3)	(4)	(5)	(6)	(7)
UNITED STATES	35,912,738	22,620,130	-37.01	62,263,545	29,158,796	-53.17
CANADA	456,986	593,161	29.80	1,095,708	1,356,500	23.80
MEXICO	177,274	288,536	62.76	696,379	981,303	40.92
GUATEMALA	0	137,149	-	0	157,115	-
NICARAGUA	176	0	-100.00	214	0	-100.00
PANAMA	0	222	-	0	15,491	-
SURINAME	6,274	12,880	105.29	12,535	24,888	98.55
CHILE	21,781	1,018,016	4,573.87	52,473	905,748	1,626.12
VENEZUELA	210	8,733	4,058.57	4,641	78,571	1,592.98
ARGENTINA	26,841	146,694	446.53	63,694	236,792	271.77
BRAZIL	71,065	879,065	1,136.99	1,085,816	1,400,945	29.02
COLOMBIA	29,144	3,770	-87.06	371,077	31,887	-91.41
URUGUAY	116,198	60,734	-47.73	190,193	69,151	-63.64
PARAGUAY	0	896,000	-	0	864,244	-
ECUADOR	6,889	0	-100.00	4,408	0	-100.00
PERU	83,975	25,842	-69.23	199,507	124,434	-37.63
GUYANA	14,699	12,429	-15.44	20,815	16,212	-22.11
TRINIDAD AND TOBAGO	5,298	0	-100.00	40,802	0	-100.00
BAHAMAS	4,609	6	-99.87	5,471	6	-99.89
JAMAICA	16,537	8,938	-45.95	31,067	29,521	-4.98
PUERTO RICO	15,604	42,001	169.17	35,270	69,011	95.66
DOMINICAN REPUBLIC	90	0	-100.00	100	0	-100.00
EL SALVADOR	0	41,800	-	0	38,658	-
COSTA RICA	13,322	16,001	20.11	52,919	72,313	36.65
HAITI	0	8	-	0	16	-
BARBADOS	3	20	566.67	31	75	141.94
ANTIGUA AND BARBUDA	0	230	-	0	420	-
BERMUDA	599	361	-39.73	2,829	1,057	-62.64
CAYMAN ISLANDS	1,210	0	-100.00	315	0	-100.00
FRENCH GUIANA	0	13	-	0	34	-
FRENCH POLYNESIA	2,773	1,830	-34.01	14,304	5,511	-61.47
GRENADA	16	0	-100.00	108	0	-100.00
MARTINIQUE	394	100	-74.62	1,957	357	-81.76
NETHERLANDS ANTILLES	19,447	3,690	-81.03	3,999	2,795	-30.11
GUADELOUPE	881	1,492	69.35	1,034	1,629	57.54
UNITED KINGDOM	1,997,252	1,165,895	-41.63	4,624,284	2,504,234	-45.85
NETHERLANDS	752,955	775,816	3.04	1,826,484	1,791,519	-1.91
FRANCE	596,553	591,273	-0.89	2,322,787	2,158,399	-7.08
GERMANY, FED. REP. OF	744,070	792,757	6.54	2,446,426	2,505,979	2.43
AUSTRIA	6,314	833	-86.81	56,126	4,695	-91.63
BELGIUM	1,968,430	6,250,872	217.56	4,628,456	8,019,431	73.26
SWITZERLAND	729,640	7,504	-98.97	1,201,959	126,473	-89.48
LUXEMBOURG	0	1,000	-	0	980	-
MONACO	0	12,072	-	0	37,007	-
DENMARK	42,929	42,895	-0.08	136,598	131,433	-3.78
NORWAY	9,375	34,435	267.31	24,886	78,135	213.97
SWEDEN	45,928	21,568	-53.04	170,070	151,280	-11.05
FINLAND	17,117	17,183	0.39	32,918	56,482	71.58
IRELAND	80,339	152,764	90.15	194,862	166,207	-14.71
ITALY	807,741	830,175	2.78	2,012,473	1,683,393	-16.35
SPAIN	1,396,941	1,080,872	-22.63	2,814,852	2,202,270	-21.76
PORTUGAL	272,311	108,564	-60.13	578,976	384,656	-33.56
ICELAND	0	44,000	-	0	45,489	-
GREECE	737,203	318,318	-56.82	1,339,396	824,734	-38.42
DEMOCRATIC REPUBLIC OF THE	57,678	37	-99.94	57,392	30	-99.95
HUNGARY	13,543	20,504	51.40	35,824	42,466	18.54
POLAND	460,044	102,202	-77.78	775,394	291,034	-62.47
ROMANIA	106,959	63,081	-41.02	219,652	137,700	-37.31
BULGARIA	45,576	380	-99.17	105,524	2,410	-97.72
ARMENIA	23,226	0	-100.00	68,266	0	-100.00
KAZAKHSTAN	0	6	-	0	52	-
UKRAINE	1,118,883	23,982	-97.86	1,760,363	94,983	-94.60
LITHUANIA	45,176	23,000	-49.09	77,928	34,705	-55.47
LATVIA	15,999	1,800	-88.75	28,760	8,604	-70.08
CROATIA	32,711	2,904	-91.12	68,798	21,109	-69.32
BOSNIA AND HERZEGOVINA	4,906	4	-99.92	23,783	350	-98.53
MALTA	252	292	15.87	2,918	3,688	26.39
SLOVAKIA	442	4,698	962.90	2,801	59,938	2,039.88
CZECH REPUBLIC	2,554	353	-86.18	15,085	1,500	-90.06
RUSSIA FEDERATION	307,532	546,060	77.56	746,731	1,125,770	50.76
-BAHAN KERTAS	415,624,513	407,458,355	-1.96	198,920,637	145,185,761	-27.01
JAPAN	23,534,634	19,194,583	-18.44	11,930,796	7,063,331	-40.80
KOREA, REPUBLIC OF	126,380,313	39,451,652	-68.78	53,364,650	13,052,803	-75.54
TAIWAN	15,734,614	13,943,877	-11.38	9,718,247	5,082,279	-47.70
CHINA	166,124,476	257,412,654	54.95	82,333,100	93,371,319	13.41
THAILAND	1,309,053	339,744	-74.05	838,441	111,913	-86.65
SINGAPORE	500,541	0	-100.00	195,470	0	-100.00

TABEL 5. PERKEMBANGAN EKSPOR INDONESIA MENURUT KOMODITI DAN NEGARA TUJUAN

JENIS BARANG	BERAT BERSIH (KG)		PERUB	NILAI FOB (US \$)		PERUB
	JAN-FEB 2008	JAN-FEB 2009	%	JAN-FEB 2008	JAN-FEB 2009	%
(1)	(2)	(3)	(4)	(5)	(6)	(7)
PHILIPPINES	1,298,330	1,835,446	41.37	566,206	765,935	35.27
MALAYSIA	0	126,525	-	0	82,818	-
VIET NAM	4,861,505	7,627,036	56.89	1,895,987	2,627,671	38.59
INDIA	28,208,238	17,874,880	-36.63	13,647,809	6,093,942	-55.35
PAKISTAN	0	479,520	-	0	143,856	-
BANGLADESH	4,028,099	16,164,339	301.29	2,220,481	5,349,243	140.90
IRAN (ISLAMIC REPUBLIC OF)	100,275	1,500,000	1,395.89	59,162	527,213	791.13
SAUDI ARABIA	501,323	5,695,500	1,036.09	195,516	1,908,510	876.14
KUWAIT	996,505	2,258,640	126.66	388,637	752,562	93.64
LEBANON	19,802	0	-100.00	11,881	0	-100.00
UNITED ARAB EMIRATES	1,600,481	3,343,924	108.93	789,442	1,185,401	50.16
EGYPT	0	99,900	-	0	34,965	-
KENYA	0	79,920	-	0	23,976	-
AUSTRALIA	496,190	0	-100.00	262,981	0	-100.00
NETHERLANDS	7,011,734	3,998,400	-42.98	3,505,867	1,399,440	-60.08
FRANCE	7,963,433	2,998,929	-62.34	3,981,717	1,049,855	-73.63
FINLAND	0	38,044	-	0	10,044	-
ITALY	24,954,967	12,994,800	-47.93	13,014,247	4,548,180	-65.05
PORTUGAL	0	42	-	0	505	-
-ALAS KAKI (KULIT, KARET DAN	22,008,267	20,339,347	-7.58	302,473,211	304,155,317	0.56
JAPAN	1,535,750	1,190,625	-22.47	17,784,012	15,182,551	-14.63
HONG KONG	304,448	259,376	-14.80	4,353,191	3,715,195	-14.66
KOREA, DEMOCRATIC PEOPLE'S	15,444	0	-100.00	236,692	0	-100.00
KOREA, REPUBLIC OF	553,583	309,404	-44.11	6,599,615	5,332,988	-19.19
TAIWAN	305,995	190,821	-37.64	2,219,551	1,899,731	-14.41
CHINA	738,234	575,210	-22.08	11,115,608	9,086,819	-18.25
PAPUA NEW GUINEA	26,722	19,137	-28.38	248,178	62,407	-74.85
THAILAND	113,443	94,347	-16.83	2,508,543	2,174,927	-13.30
SINGAPORE	680,874	581,994	-14.52	6,812,212	5,247,279	-22.97
PHILIPPINES	148,706	74,470	-49.92	1,399,528	727,529	-48.02
MALAYSIA	289,147	104,271	-63.94	2,334,756	1,240,610	-46.86
CAMBODIA	0	4,273	-	0	40,000	-
BRUNEI DARUSSALAM	5,398	7,283	34.92	50,707	54,779	8.03
NEPAL	324	658	103.09	5,042	9,732	93.02
VIET NAM	17,946	14,309	-20.27	318,449	198,985	-37.51
MALDIVES	63,569	63,172	-0.62	62,118	75,544	21.61
INDIA	28,982	53,836	85.76	271,063	416,800	53.76
PAKISTAN	456	821	80.04	3,847	21,701	464.10
BANGLADESH	0	2,895	-	0	30,569	-
SRI LANKA	10,536	4,302	-59.17	18,268	52,531	187.56
IRAN (ISLAMIC REPUBLIC OF)	0	564	-	0	4,742	-
SAUDI ARABIA	24,255	16,999	-29.92	143,405	71,073	-50.44
ISRAEL	14,502	33,549	131.34	189,435	461,699	143.72
KUWAIT	3,535	0	-100.00	23,178	0	-100.00
JORDAN	2,998	3,510	17.08	10,308	23,781	130.70
LEBANON	5,322	24,123	353.27	44,826	87,194	94.52
YEMEN	4,522	23,370	416.81	4,293	20,180	370.07
OMAN	0	8	-	0	53	-
SYRIA ARAB REPUBLIC	0	8,607	-	0	49,179	-
TURKEY	102,355	222,603	117.48	1,356,985	3,192,107	135.24
UNITED ARAB EMIRATES	112,952	107,126	-5.16	1,316,155	1,402,217	6.54
QATAR	0	1,625	-	0	27,710	-
CYPRUS	4,884	1,802	-63.10	66,261	39,585	-40.26
EGYPT	9,886	7,291	-26.25	122,211	107,894	-11.71
MOROCCO	0	8,827	-	0	99,059	-
TUNISIA	2,286	1,158	-49.34	34,181	14,521	-57.52
ALGERIA	1,666	15,566	834.33	35,552	17,330	-51.25
TANZANIA, UNITED REPUBLIC O	0	966	-	0	12,815	-
MADAGASCAR	9,432	7,873	-16.53	17,315	13,770	-20.47
KENYA	22,512	512	-97.73	65,172	7,368	-88.69
REUNION	1,130	1,709	51.24	5,461	9,034	65.43
MOZAMBIQUE	273	20,000	7,226.01	1,805	5,355	196.68
TOGO	3,359	0	-100.00	2,100	0	-100.00
GHANA	12,000	0	-100.00	3,000	0	-100.00
GUINEA	23,349	0	-100.00	52,200	0	-100.00
CONGO	12,139	36,000	196.56	10,844	9,000	-17.00
SIERRA LEONE	0	159	-	0	20,693	-
GABON	1,035	0	-100.00	4,930	0	-100.00
COTE D'IVOIRE	281	202	-28.11	4,199	4,014	-4.41
SENEGAL	315	266	-15.56	4,510	4,508	-0.04
MAURITANIA	0	12,630	-	0	4,500	-
BENIN	94	0	-100.00	80	0	-100.00
GAMBIA	0	1,637	-	0	3,648	-
SEYCHELLES	148	224	51.35	2,655	284	-89.30
SOUTH AFRICA	176,490	236,300	33.89	2,738,434	3,170,145	15.76
MAURITIUS	7,988	9,838	23.16	16,891	15,898	-5.88
AUSTRALIA	336,559	304,338	-9.57	4,753,431	4,784,602	0.66

TABEL 5. PERKEMBANGAN EKSPOR INDONESIA MENURUT KOMODITI DAN NEGARA TUJUAN

JENIS BARANG	BERAT BERSIH (KG)		PERUB	NILAI FOB (US \$)		PERUB
	JAN-FEB 2008	JAN-FEB 2009	%	JAN-FEB 2008	JAN-FEB 2009	%
(1)	(2)	(3)	(4)	(5)	(6)	(7)
NEW ZEALAND	54,421	42,755	-21.44	1,017,182	974,773	-4.17
NEW CALEDONIA	248	73	-70.56	1,772	1,328	-25.06
VANUATU	2,987	0	-100.00	8,164	0	-100.00
COOK ISLANDS	146	0	-100.00	1,848	0	-100.00
FIJI	1,854	0	-100.00	24,464	0	-100.00
EAST TIMOR	11,594	132,084	1,039.24	87,385	118,849	36.01
UNITED STATES	4,039,887	4,012,875	-0.67	58,274,927	63,767,138	9.42
CANADA	165,566	195,601	18.14	2,367,850	3,070,677	29.68
MEXICO	667,700	493,520	-26.09	6,794,545	5,359,719	-21.12
HONDURAS	19,039	0	-100.00	133,254	0	-100.00
PANAMA	174,088	238,959	37.26	2,406,718	3,552,308	47.60
SURINAME	0	243	-	0	3,645	-
CHILE	45,428	30,658	-32.51	605,394	525,116	-13.26
VENEZUELA	0	32,130	-	0	308,632	-
ARGENTINA	106,536	95,559	-10.30	1,431,970	1,037,154	-27.57
BRAZIL	93,025	68,989	-25.84	1,479,011	1,352,805	-8.53
COLOMBIA	34,266	34,427	0.47	425,555	535,299	25.79
BOLIVIA	0	1,557	-	0	31,153	-
URUGUAY	6,269	5,611	-10.50	105,308	103,526	-1.69
PARAGUAY	8,075	5,377	-33.41	103,777	83,610	-19.43
ECUADOR	9,200	9,491	3.16	152,771	151,461	-0.86
PERU	10,767	22,952	113.17	127,309	335,082	163.20
JAMAICA	36	240	566.67	1,314	3,564	171.23
PUERTO RICO	1,407	319	-77.33	7,890	2,065	-73.83
DOMINICAN REPUBLIC	1,157	108	-90.67	2,297	792	-65.52
EL SALVADOR	0	158	-	0	1,548	-
COSTA RICA	26	9,125	34,996.15	662	176,970	26,632.63
BARBADOS	22,007	64	-99.71	60,196	1,860	-96.91
ANTIGUA AND BARBUDA	12	0	-100.00	147	0	-100.00
BERMUDA	196	0	-100.00	925	0	-100.00
FRENCH POLYNESIA	2,354	3,583	52.21	7,958	28,117	253.32
MARTINIQUE	70	0	-100.00	426	0	-100.00
NETHERLANDS ANTILLES	1,002	187	-81.34	4,245	3,571	-15.88
GUADELOUPE	0	268	-	0	500	-
UNITED KINGDOM	1,394,642	1,620,872	16.22	18,285,840	24,770,496	35.46
NETHERLANDS	1,054,901	845,538	-19.85	14,611,748	14,817,867	1.41
FRANCE	533,973	512,970	-3.93	7,248,918	6,949,835	-4.13
GERMANY, FED. REP. OF	2,129,422	1,493,139	-29.88	34,185,132	27,606,552	-19.24
AUSTRIA	47,490	23,170	-51.21	730,883	268,645	-63.24
BELGIUM	2,341,613	2,446,665	4.49	33,895,863	37,067,819	9.36
SWITZERLAND	39,482	21,153	-46.42	535,409	304,238	-43.18
MONACO	914	387	-57.66	7,261	2,992	-58.79
DENMARK	393,538	348,250	-11.51	7,221,851	6,599,456	-8.62
NORWAY	25,832	42,202	63.37	521,194	816,540	56.67
SWEDEN	79,757	56,114	-29.64	1,233,922	820,407	-33.51
FINLAND	20,508	20,094	-2.02	700,814	372,115	-46.90
IRELAND	31,869	43,146	35.39	508,325	744,832	46.53
ITALY	1,358,060	1,647,437	21.31	20,739,111	23,576,292	13.68
SPAIN	504,388	355,897	-29.44	5,714,389	4,930,055	-13.73
PORTUGAL	52,815	24,823	-53.00	1,262,658	646,040	-48.83
ICELAND	0	1,351	-	0	31,994	-
GREECE	186,551	98,323	-47.29	2,259,785	1,337,348	-40.82
HUNGARY	14,993	9,494	-36.68	149,992	99,270	-33.82
POLAND	30,815	13,075	-57.57	294,554	372,255	26.38
ROMANIA	1,276	3,423	168.26	38,070	55,688	46.28
BULGARIA	680	7,722	1,035.59	6,776	77,793	1,048.07
YUGOSLAVIA	27,592	14,461	-47.59	388,295	184,336	-52.53
KAZAKHSTAN	1,487	4,968	234.10	38,420	81,533	112.21
UKRAINE	61,908	64,693	4.50	819,540	1,043,965	27.38
LITHUANIA	1,157	1,318	13.92	33,568	59,480	77.19
LATVIA	299	4,683	1,466.22	2,164	43,188	1,895.75
ESTONIA	2,791	0	-100.00	26,053	0	-100.00
CROATIA	6,043	15,008	148.35	82,061	97,963	19.38
SLOVAKIA	71,635	76,085	6.21	2,709,602	3,313,123	22.27
SLOVENIA	40,359	86,219	113.63	394,922	817,742	107.06
CZECH REPUBLIC	31,176	38,251	22.69	374,766	549,494	46.62
RUSSIA FEDERATION	305,114	300,917	-1.38	4,444,864	4,910,067	10.47
-PRODUK KERAMIK	76,204,192	51,473,528	-32.45	49,966,586	30,678,038	-38.60
JAPAN	1,352,141	855,709	-36.71	4,975,243	2,484,853	-50.06
HONG KONG	106,801	104,090	-2.54	288,367	216,173	-25.04
KOREA, REPUBLIC OF	7,002,712	3,669,932	-47.59	2,807,169	2,155,867	-23.20
TAIWAN	6,338,603	2,628,467	-58.53	2,062,490	978,026	-52.58
CHINA	205,957	164,437	-20.16	612,982	324,448	-47.07
MACAU	917	4,424	382.44	16,314	40,171	146.24
PAPUA NEW GUINEA	3,198	179,425	5,510.54	5,083	34,399	576.75
THAILAND	5,202,895	2,818,284	-45.83	2,008,504	1,198,136	-40.35
SINGAPORE	758,809	852,288	12.32	752,924	727,604	-3.36

TABEL 5. PERKEMBANGAN EKSPOR INDONESIA MENURUT KOMODITI DAN NEGARA TUJUAN

JENIS BARANG	BERAT BERSIH (KG)		PERUB	NILAI FOB (US \$)		PERUB
	JAN-FEB 2008	JAN-FEB 2009	%	JAN-FEB 2008	JAN-FEB 2009	%
(1)	(2)	(3)	(4)	(5)	(6)	(7)
PHILIPPINES	2,438,494	4,375,589	79.44	792,056	989,042	24.87
MALAYSIA	7,651,458	7,978,438	4.27	1,975,570	2,052,892	3.91
MYANMAR (FORM. BURMA)	441,173	93,181	-78.88	74,235	16,350	-77.98
CAMBODIA	449,428	682,186	51.79	120,460	154,262	28.06
BRUNEI DARUSSALAM	281,252	744,635	164.76	81,962	178,589	117.89
LAO PEOPLE'S DEMOCRATIC RE	0	19,427	-	0	7,410	-
NEPAL	0	24,638	-	0	9,940	-
VIET NAM	8,340	200,638	2,305.73	68,057	113,293	66.47
MALDIVES	78,456	30,879	-60.64	53,735	25,784	-52.02
INDIA	598,631	218,093	-63.57	877,127	371,763	-57.62
PAKISTAN	4,031,442	1,920,966	-52.35	865,639	417,591	-51.76
BANGLADESH	112,742	130,176	15.46	46,114	52,452	13.74
SRI LANKA	2,664,419	3,603,611	35.25	548,806	669,225	21.94
IRAQ	0	251,306	-	0	51,570	-
IRAN (ISLAMIC REPUBLIC OF)	19,770	52,096	163.51	11,603	136,860	1,079.52
SAUDI ARABIA	3,664,218	1,056,022	-71.18	763,109	344,279	-54.88
ISRAEL	158,118	202,265	27.92	51,216	186,033	263.23
KUWAIT	370,869	127,194	-65.70	66,108	23,980	-63.73
JORDAN	223,728	135,210	-39.57	43,685	43,741	0.13
LEBANON	114	4,644	3,973.68	67	6,407	9,462.69
YEMEN	24,215	575,857	2,278.10	5,991	195,821	3,168.59
OMAN	21	220	947.62	276	2,138	674.64
SYRIA ARAB REPUBLIC	605	5	-99.17	923	142	-84.62
TURKEY	268,877	167,284	-37.78	205,668	217,213	5.61
UNITED ARAB EMIRATES	1,982,287	999,140	-49.60	1,118,786	932,045	-16.69
QATAR	794,982	66,162	-91.68	384,023	99,460	-74.10
BAHRAIN	52,000	114,098	119.42	34,684	88,537	155.27
CYPRUS	4,877	0	-100.00	13,308	0	-100.00
EGYPT	82,659	147,281	78.18	85,693	313,634	266.00
LIBYAN ARAB JAMAHIRIYA	0	261	-	0	600	-
MOROCCO	0	1,206	-	0	1,435	-
TUNISIA	8,246	13,343	61.81	28,017	33,632	20.04
ALGERIA	0	1,159	-	0	591	-
SUDAN	22,015	0	-100.00	4,202	0	-100.00
ETHIOPIA	0	88	-	0	141	-
TANZANIA, UNITED REPUBLIC O	78,324	0	-100.00	9,294	0	-100.00
MADAGASCAR	427	208	-51.29	350	461	31.71
REUNION	482,803	495,328	2.59	135,439	115,344	-14.84
MOZAMBIQUE	0	11,702	-	0	12,164	-
BOTSWANA	84,425	126,479	49.81	14,840	26,902	81.28
TOGO	17,539	0	-100.00	3,858	0	-100.00
GUINEA	0	3,077	-	0	5,958	-
ANGOLA	9,250	2,000	-78.38	1,485	1,589	7.00
CAMEROON	0	7,915	-	0	2,702	-
NIGERIA	69,131	63,181	-8.61	52,788	28,674	-45.68
GABON	258	490	89.92	212	662	212.26
SENEGAL	85	3,368	3,862.35	108	3,193	2,856.48
MAURITANIA	24,094	8,420	-65.05	4,303	3,000	-30.28
BENIN	994	0	-100.00	540	0	-100.00
GAMBIA	0	62	-	0	58	-
U.S. VIRGIN ISLANDS	0	456	-	0	1,978	-
SEYCHELLES	0	3,159	-	0	25,140	-
DJIBOUTI	0	1,172	-	0	3,125	-
SAO TOME AND PRINCIPE	0	7,893	-	0	2,800	-
SOUTH AFRICA	3,279,334	400,584	-87.78	6,300,668	260,061	-95.87
MAURITIUS	924,347	926,289	0.21	211,180	196,650	-6.88
VIRGIN ISLANDS (BRITISH)	0	235	-	0	83	-
AUSTRALIA	6,490,281	4,678,041	-27.92	2,719,601	2,325,389	-14.50
NEW ZEALAND	421,208	111,663	-73.49	198,450	47,593	-76.02
GUAM	2,957	2,831	-4.26	1,959	1,600	-18.33
PALAU	5	0	-100.00	32	0	-100.00
NEW CALEDONIA	4,066	3,885	-4.45	3,880	6,818	75.72
VANUATU	20,648	3,180	-84.60	5,560	5,869	5.56
WALLIS AND FUTUNA ISLANDS	399	0	-100.00	699	0	-100.00
COOK ISLANDS	2	0	-100.00	35	0	-100.00
FIJI	74,160	47,519	-35.92	45,787	32,117	-29.86
SOLOMON ISLANDS	474	0	-100.00	1,265	0	-100.00
EAST TIMOR	49,750	279,665	462.14	32,635	195,451	498.90
UNITED STATES	7,965,227	3,100,612	-61.07	9,377,472	5,317,421	-43.30
CANADA	1,006,593	1,355,552	34.67	626,866	828,985	32.24
MEXICO	14,371	3,201	-77.73	42,138	28,897	-31.42
PANAMA	304,461	49,987	-83.58	79,014	13,564	-82.83
CHILE	96,172	24,233	-74.80	49,357	12,882	-73.90
VENEZUELA	0	144	-	0	365	-
ARGENTINA	2,437	3,190	30.90	2,378	12,201	413.08
BRAZIL	2,269	4,417	94.67	26,709	5,359	-79.94
COLOMBIA	20,631	2,348	-88.62	37,788	2,415	-93.61
URUGUAY	23,760	140	-99.41	5,472	321	-94.13

TABEL 5. PERKEMBANGAN EKSPOR INDONESIA MENURUT KOMODITI DAN NEGARA TUJUAN

JENIS BARANG	BERAT BERSIH (KG)		PERUB	NILAI FOB (US \$)		PERUB
	JAN-FEB 2008	JAN-FEB 2009	%	JAN-FEB 2008	JAN-FEB 2009	%
(1)	(2)	(3)	(4)	(5)	(6)	(7)
PERU	0	536	-	0	268	-
TRINIDAD AND TOBAGO	122,630	1,797	-98.53	42,793	4,419	-89.67
BAHAMAS	422	0	-100.00	480	0	-100.00
JAMAICA	705	100,270	14,122.70	1,069	32,893	2,976.99
PUERTO RICO	223,051	119,461	-46.44	100,990	54,426	-46.11
DOMINICAN REPUBLIC	5,320	9,555	79.61	5,872	29,903	409.25
COSTA RICA	2,650	22	-99.17	2,983	26	-99.13
HAITI	0	341	-	0	554	-
BARBADOS	267	0	-100.00	788	0	-100.00
ANTIGUA AND BARBUDA	4	1	-75.00	10	283	2,730.00
BERMUDA	35	149	325.71	345	436	26.38
CAYMAN ISLANDS	61	0	-100.00	16	0	-100.00
FRENCH GUIANA	0	946	-	0	2,313	-
FRENCH POLYNESIA	294,136	4,376	-98.51	34,257	12,125	-64.61
GRENADA	25,257	0	-100.00	8,070	0	-100.00
MARTINIQUE	77	1,892	2,357.14	266	1,711	543.23
NETHERLANDS ANTILLES	55	757	1,276.36	128	612	378.13
TURKS AND CAICOS ISLANDS	449	0	-100.00	743	0	-100.00
GUADELOUPE	865	170,357	19,594.45	1,314	35,990	2,638.96
UNITED KINGDOM	1,667,373	907,653	-45.56	2,860,345	1,674,961	-41.44
NETHERLANDS	322,420	242,727	-24.72	390,831	365,658	-6.44
FRANCE	255,366	460,525	80.34	402,996	699,328	73.53
GERMANY, FED. REP. OF	254,612	55,038	-78.38	375,832	120,558	-67.92
AUSTRIA	4,539	2,997	-33.97	7,804	5,457	-30.07
BELGIUM	497,644	500,109	0.50	938,064	471,125	-49.78
SWITZERLAND	6,531	13,039	99.65	14,390	63,616	342.08
MONACO	0	51,118	-	0	11,530	-
DENMARK	49,897	4,792	-90.40	31,402	16,856	-46.32
NORWAY	350,871	106,947	-69.52	234,425	43,863	-81.29
SWEDEN	492,296	185,083	-62.40	404,579	147,117	-63.64
FINLAND	9,280	7,121	-23.27	99,146	53,603	-45.94
IRELAND	2,041	46,000	2,153.80	1,147	102,212	8,811.25
ITALY	1,331,442	795,006	-40.29	1,099,481	811,932	-26.15
SPAIN	315,536	85,559	-72.88	452,518	148,817	-67.11
PORTUGAL	8,617	1,654	-80.81	21,192	1,881	-91.12
GREECE	355,556	378,441	6.44	139,075	150,857	8.47
HUNGARY	681	15,260	2,140.82	1,145	27,432	2,295.81
POLAND	1,251	8,283	562.11	953	7,295	665.48
ROMANIA	580	1,570	170.69	2,031	1,941	-4.43
BULGARIA	929	6,150	562.00	2,174	6,860	215.55
YUGOSLAVIA	440	1,197	172.05	452	2,422	435.84
AZERBAIJAN	3	0	-100.00	3	0	-100.00
UKRAINE	412,677	0	-100.00	149,919	0	-100.00
LATVIA	0	40	-	0	727	-
ESTONIA	0	893	-	0	1,683	-
CROATIA	15,641	23,768	51.96	86,129	9,634	-88.81
BOSNIA AND HERZEGOVINA	379	0	-100.00	1,773	0	-100.00
MALTA	94,958	134	-99.86	26,137	222	-99.15
SLOVAKIA	957	271	-71.68	2,427	1,185	-51.17
SLOVENIA	599	0	-100.00	1,429	0	-100.00
CZECH REPUBLIC	1,674	120,068	7,072.52	8,352	57,429	587.61
RUSSIA FEDERATION	197,067	94,645	-51.97	167,953	71,558	-57.39
-EMAS BATANGAN	6,168	5,881	-4.65	177,073,795	170,486,328	-3.72
JAPAN	25	10	-60.00	659,471	231,087	-64.96
HONG KONG	1,568	1,773	13.07	45,127,904	50,780,832	12.53
SINGAPORE	2,785	1,460	-47.58	79,450,724	41,476,571	-47.80
MALAYSIA	318	200	-37.11	9,802,896	5,816,216	-40.67
AUSTRALIA	1,472	1,379	-6.32	42,032,800	39,983,479	-4.88
SWITZERLAND	0	1,059	-	0	32,198,143	-
-PESAWAT UDARA DAN BAGIAN	415,103	200,595	-51.68	12,629,642	9,851,319	-22.00
JAPAN	2,208	585	-73.51	257,198	30,104	-88.30
HONG KONG	1,158	165	-85.75	11,083	37,445	237.86
KOREA, REPUBLIC OF	907	679	-25.14	261,380	97,919	-62.54
TAIWAN	6,412	500	-92.20	126,481	5,000	-96.05
CHINA	289	172	-40.48	165,778	95,812	-42.20
THAILAND	1,223	2,644	116.19	141,427	324,547	129.48
SINGAPORE	103,360	57,290	-44.57	1,879,969	1,478,043	-21.38
PHILIPPINES	1,234	22	-98.22	2,875	952	-66.89
MALAYSIA	47,612	6,276	-86.82	626,215	525,070	-16.15
BRUNEI DARUSSALAM	85	190	123.53	4,190	8,413	100.79
VIET NAM	0	24	-	0	350	-
INDIA	6	0	-100.00	46	0	-100.00
PAKISTAN	215	40,058	18,531.63	378,503	299,768	-20.80
BANGLADESH	0	18	-	0	1	-
SRI LANKA	280	280	0.00	5,000	3,000	-40.00
IRAN (ISLAMIC REPUBLIC OF)	0	512	-	0	3,000	-

TABEL 5. PERKEMBANGAN EKSPOR INDONESIA MENURUT KOMODITI DAN NEGARA TUJUAN

JENIS BARANG	BERAT BERSIH (KG)		PERUB	NILAI FOB (US \$)		PERUB
	JAN-FEB 2008	JAN-FEB 2009	%	JAN-FEB 2008	JAN-FEB 2009	%
(1)	(2)	(3)	(4)	(5)	(6)	(7)
SAUDI ARABIA	21,340	1,561	-92.69	67,951	17,350	-74.47
ISRAEL	150	0	-100.00	1,000	0	-100.00
YEMEN	34	192	464.71	440	11,300	2,468.18
OMAN	0	8	-	0	1,268	-
TURKEY	50	0	-100.00	79,823	0	-100.00
UNITED ARAB EMIRATES	902	295	-67.29	183,248	12,708	-93.07
KENYA	421	175	-58.43	27,600	25,500	-7.61
NIGERIA	0	1,234	-	0	34,000	-
BURKINA FASO	1	0	-100.00	50	0	-100.00
SOUTH AFRICA	3	1	-66.67	6	1,300	21,566.67
AUSTRALIA	4,549	14,180	211.72	213,406	494,807	131.86
NEW ZEALAND	1,000	4,161	316.10	50,000	536,100	972.20
EAST TIMOR	0	153	-	0	22,064	-
UNITED STATES	25,116	27,155	8.12	1,507,517	1,208,283	-19.85
CANADA	149	599	302.01	38,750	233,337	502.16
UNITED KINGDOM	33,093	30,811	-6.90	4,381,350	3,781,842	-13.68
NETHERLANDS	5,795	4,948	-14.62	155,485	200,943	29.24
FRANCE	189	254	34.39	53,950	19,103	-64.59
GERMANY, FED. REP. OF	27,421	2,126	-92.25	221,665	165,821	-25.19
BELGIUM	604	124	-79.47	9,612	51,527	436.07
SWITZERLAND	2,274	2,283	0.40	76,061	57,725	-24.11
LUXEMBOURG	45	0	-100.00	5,500	0	-100.00
IRELAND	3	10	233.33	5,609	4,769	-14.98
ITALY	10	808	7,980.00	21,957	19,974	-9.03
SPAIN	122,215	102	-99.92	1,648,517	42,174	-97.44
PORTUGAL	4,000	0	-100.00	5,000	0	-100.00
BULGARIA	750	0	-100.00	15,000	0	-100.00
-KAPAL LAUT DAN SEJENISNYA	50,244,851	76,843,537	52.94	82,135,913	128,138,667	56.01
JAPAN	179	115	-35.75	3,222	2,176	-32.46
CHINA	0	60	-	0	7,500	-
THAILAND	3,000	1,455,908	48,430.27	797	3,525,000	442,183.56
SINGAPORE	38,579,854	59,176,371	53.39	71,733,014	77,305,177	7.77
MALAYSIA	1,292,895	149,629	-88.43	1,270,409	5,506,777	333.46
BRUNEI DARUSSALAM	0	78,816	-	0	55,473	-
VIET NAM	9,829,000	4,915,000	-49.99	4,000,000	3,963,996	-0.90
MALDIVES	0	44,560	-	0	56,034	-
INDIA	124,000	0	-100.00	4,638,000	0	-100.00
SRI LANKA	0	2,272,000	-	0	5,006,802	-
YEMEN	19,500	0	-100.00	22,991	0	-100.00
UNITED ARAB EMIRATES	366,428	1,210,216	230.27	243,982	1,031,091	322.61
BAHRAIN	0	418,000	-	0	432,452	-
NIGERIA	0	1,528,000	-	0	3,000,000	-
AUSTRALIA	27,000	735,893	2,625.53	22,430	1,736,360	7,641.24
FIJI	0	4,227,000	-	0	25,006,713	-
EAST TIMOR	0	2,956	-	0	58,143	-
UNITED STATES	0	232	-	0	7,000	-
TRINIDAD AND TOBAGO	0	625,000	-	0	1,428,006	-
UNITED KINGDOM	30	3,312	10,940.00	10	5,674	56,640.00
FRANCE	2,965	46	-98.45	201,058	3,500	-98.26
GERMANY, FED. REP. OF	0	423	-	0	793	-
-PERLENGKAPAN OLAHRAGA D	4,183,717	3,449,761	-17.54	40,176,791	32,792,429	-18.38
JAPAN	233,106	242,023	3.83	5,633,628	3,620,698	-35.73
HONG KONG	25,589	45,849	79.17	237,226	584,708	146.48
KOREA, REPUBLIC OF	50,741	29,001	-42.85	314,282	199,274	-36.59
TAIWAN	6,852	27,517	301.59	20,587	33,848	64.41
CHINA	159,628	180,666	13.18	1,343,228	1,340,025	-0.24
PAPUA NEW GUINEA	563	0	-100.00	1,911	0	-100.00
THAILAND	8,376	9,387	12.07	42,388	45,509	7.36
SINGAPORE	32,445	43,181	33.09	1,319,288	920,940	-30.19
PHILIPPINES	49,570	19,927	-59.80	138,431	61,338	-55.69
MALAYSIA	114,055	72,637	-36.31	806,126	538,578	-33.19
CAMBODIA	1,371	0	-100.00	56,754	0	-100.00
BRUNEI DARUSSALAM	6,368	300	-95.29	8,056	600	-92.55
VIET NAM	11,033	775	-92.98	122,770	5,299	-95.68
MALDIVES	283	128	-54.77	900	572	-36.44
INDIA	15,287	19,412	26.98	119,216	210,486	76.56
PAKISTAN	44,046	10,788	-75.51	127,955	48,250	-62.29
SRI LANKA	39,429	587	-98.51	32,626	17,914	-45.09
IRAN (ISLAMIC REPUBLIC OF)	0	2,989	-	0	20,392	-
SAUDI ARABIA	10,502	8,995	-14.35	69,016	73,993	7.21
ISRAEL	0	6,768	-	0	42,339	-
KUWAIT	0	6,499	-	0	31,062	-
JORDAN	16,983	2,935	-82.72	39,614	37,323	-5.78
LEBANON	0	9,834	-	0	22,079	-
YEMEN	683	0	-100.00	1,920	0	-100.00
UNITED ARAB EMIRATES	77,268	49,131	-36.41	715,222	197,428	-72.40

TABEL 5. PERKEMBANGAN EKSPOR INDONESIA MENURUT KOMODITI DAN NEGARA TUJUAN

JENIS BARANG	BERAT BERSIH (KG)		PERUB	NILAI FOB (US \$)		PERUB
	JAN-FEB 2008	JAN-FEB 2009	%	JAN-FEB 2008	JAN-FEB 2009	%
(1)	(2)	(3)	(4)	(5)	(6)	(7)
EGYPT	13,154	0	-100.00	95,901	0	-100.00
MOROCCO	0	4,383	-	0	39,416	-
ALGERIA	19,491	9,746	-50.00	44,910	28,443	-36.67
SUDAN	4,704	9,531	102.61	30,326	48,206	58.96
KENYA	9	0	-100.00	344	0	-100.00
NIGERIA	0	15,291	-	0	83,353	-
BENIN	5,815	0	-100.00	44,426	0	-100.00
SOUTH AFRICA	964	6,176	540.66	13,441	53,935	301.27
AUSTRALIA	105,355	67,161	-36.25	726,896	655,058	-9.88
NEW ZEALAND	5,746	12,192	112.18	70,658	75,859	7.36
FIJI	152	0	-100.00	374	0	-100.00
EAST TIMOR	330	7,548	2,187.27	781	8,476	985.28
UNITED STATES	1,015,339	1,011,458	-0.38	9,107,645	9,188,542	0.89
CANADA	42,070	46,922	11.53	282,744	492,756	74.28
MEXICO	129,664	134,269	3.55	1,117,152	1,071,656	-4.07
PANAMA	2,948	7,474	153.53	29,349	61,729	110.33
CHILE	0	12,153	-	0	136,919	-
VENEZUELA	24,766	8,296	-66.50	208,558	92,992	-55.41
ARGENTINA	33,504	37,024	10.51	269,842	329,050	21.94
BRAZIL	294,967	99,787	-66.17	2,210,313	886,142	-59.91
COLOMBIA	8,300	13,734	65.47	57,964	95,080	64.03
PARAGUAY	3,341	0	-100.00	21,600	0	-100.00
PERU	26	6,028	23,084.62	5	43,945	878,800.00
FRENCH POLYNESIA	1,022	0	-100.00	15,216	0	-100.00
UNITED KINGDOM	359,053	254,714	-29.06	3,404,698	2,402,426	-29.44
NETHERLANDS	195,142	197,780	1.35	1,478,403	1,871,669	26.60
FRANCE	205,864	191,755	-6.85	1,620,933	1,856,902	14.56
GERMANY, FED. REP. OF	168,823	203,524	20.55	2,122,747	2,319,811	9.28
AUSTRIA	23,092	11,898	-48.48	270,459	155,039	-42.68
BELGIUM	34,916	16,607	-52.44	357,447	154,272	-56.84
SWITZERLAND	40,742	8,539	-79.04	207,051	122,476	-40.85
DENMARK	61,119	30,227	-50.54	755,847	303,433	-59.86
NORWAY	6,031	3,231	-46.43	72,621	31,800	-56.21
SWEDEN	86,723	22,022	-74.61	648,405	188,045	-71.00
FINLAND	488	5,814	1,091.39	41,904	49,114	17.21
IRELAND	157	5,721	3,543.95	1,347	13,477	900.52
ITALY	105,415	43,339	-58.89	1,001,899	436,952	-56.39
SPAIN	62,584	12,940	-79.32	689,581	159,918	-76.81
PORTUGAL	8,668	2,145	-75.25	122,875	26,405	-78.51
GREECE	31,570	6,067	-80.78	354,014	39,717	-88.78
HUNGARY	10,566	2,568	-75.70	67,879	36,168	-46.72
POLAND	25,131	27,580	9.74	233,556	256,061	9.64
ROMANIA	0	504	-	0	4,335	-
KAZAKHSTAN	0	3,011	-	0	31,260	-
UKRAINE	4,320	0	-100.00	26,978	0	-100.00
LATVIA	16	8	-50.00	400	333	-16.75
CROATIA	0	17,933	-	0	53,355	-
SLOVAKIA	2,235	1,161	-48.05	46,210	9,362	-79.74
SLOVENIA	4,088	535	-86.91	11,325	6,137	-45.81
CZECH REPUBLIC	84,233	71,372	-15.27	660,244	702,736	6.44
RUSSIA FEDERATION	46,896	10,264	-78.11	480,379	117,014	-75.64
-PENA DAN PENSIL	1,160,819	920,270	-20.72	9,201,255	8,596,157	-6.58
JAPAN	70,088	26,147	-62.69	590,140	341,909	-42.06
HONG KONG	18,636	18,239	-2.13	168,622	168,074	-0.32
KOREA, REPUBLIC OF	5,134	5,685	10.73	68,378	58,333	-14.69
TAIWAN	6,555	6,565	0.15	58,232	65,917	13.20
CHINA	1,202	4,659	287.60	17,190	49,684	189.03
THAILAND	14,709	54,814	272.66	149,530	413,546	176.56
SINGAPORE	11,005	8,755	-20.45	105,223	94,559	-10.13
PHILIPPINES	19,738	18,734	-5.09	170,512	134,280	-21.25
MALAYSIA	34,751	44,533	28.15	334,970	502,708	50.08
MYANMAR (FORM. BURMA)	12,399	0	-100.00	33,360	0	-100.00
CAMBODIA	95	0	-100.00	606	0	-100.00
BRUNEI DARUSSALAM	52	380	630.77	11	2,725	24,672.73
VIET NAM	1,208	7,650	533.28	9,183	44,952	389.51
MALDIVES	1,742	0	-100.00	5,422	0	-100.00
INDIA	891	655	-26.49	14,048	7,070	-49.67
PAKISTAN	0	4,160	-	0	33,338	-
BANGLADESH	15,208	25,438	67.27	133,333	228,735	71.55
IRAN (ISLAMIC REPUBLIC OF)	27,586	22,028	-20.15	165,196	198,683	20.27
SAUDI ARABIA	10,410	29,086	179.40	72,988	232,673	218.78
KUWAIT	10,037	8,703	-13.29	106,394	101,892	-4.23
LEBANON	0	2,465	-	0	16,023	-
TURKEY	1	13,729	1,372,800.00	20	105,397	526,885.00
UNITED ARAB EMIRATES	941	5,045	436.13	7,082	48,896	590.43
QATAR	439	1,403	219.59	5,143	10,546	105.06
BAHRAIN	0	883	-	0	9,973	-

TABEL 5. PERKEMBANGAN EKSPOR INDONESIA MENURUT KOMODITI DAN NEGARA TUJUAN

JENIS BARANG	BERAT BERSIH (KG)		PERUB	NILAI FOB (US \$)		PERUB
	JAN-FEB 2008	JAN-FEB 2009	%	JAN-FEB 2008	JAN-FEB 2009	%
(1)	(2)	(3)	(4)	(5)	(6)	(7)
EGYPT	59,478	0	-100.00	479,781	0	-100.00
MOROCCO	0	21,500	-	0	205,070	-
SUDAN	0	56	-	0	1,100	-
SOUTH AFRICA	717	0	-100.00	7,517	0	-100.00
AUSTRALIA	71,119	47,416	-33.33	388,898	363,411	-6.55
NEW ZEALAND	4,733	4,473	-5.49	43,626	41,138	-5.70
FIJI	81	0	-100.00	1,093	0	-100.00
EAST TIMOR	222	12,418	5,493.69	341	17,335	4,983.58
UNITED STATES	304,209	137,552	-54.78	2,563,823	1,840,275	-28.22
CANADA	6,718	5,869	-12.64	100,532	127,824	27.15
MEXICO	186,314	115,826	-37.83	1,341,643	875,393	-34.75
CHILE	864	0	-100.00	13,027	0	-100.00
ARGENTINA	2,328	0	-100.00	30,521	0	-100.00
COLOMBIA	76,656	105,524	37.66	472,216	851,988	80.42
ECUADOR	0	6,913	-	0	60,205	-
UNITED KINGDOM	40,926	25,909	-36.69	343,380	237,866	-30.73
NETHERLANDS	9	10,728	119,100.00	73	61,691	84,408.22
FRANCE	20,287	0	-100.00	143,717	0	-100.00
GERMANY, FED. REP. OF	74,624	65,143	-12.71	589,897	418,541	-29.05
NORWAY	2,736	0	-100.00	27,987	0	-100.00
SWEDEN	6,993	11,140	59.30	80,108	122,261	52.62
FINLAND	126	0	-100.00	2,061	0	-100.00
IRELAND	262	21,543	8,122.52	3,686	242,499	6,478.92
ITALY	3,101	3,406	9.84	43,817	56,574	29.11
SPAIN	30,689	1,847	-93.98	255,949	18,815	-92.65
HUNGARY	0	5,692	-	0	109,962	-
KAZAKHSTAN	173	0	-100.00	804	0	-100.00
CZECH REPUBLIC	4,627	7,559	63.37	51,175	74,296	45.18
-BATU SEMI PERMATA	20,394	253	-98.76	37,770	46,735	23.74
JAPAN	0	18	-	0	20,293	-
TAIWAN	20,000	0	-100.00	10,000	0	-100.00
SINGAPORE	3	1	-66.67	992	168	-83.06
MALAYSIA	200	200	0.00	26,290	26,090	-0.76
SOUTH AFRICA	127	0	-100.00	353	0	-100.00
CANADA	0	13	-	0	170	-
BRAZIL	0	21	-	0	14	-
FRANCE	64	0	-100.00	135	0	-100.00
-KOPER, TAS, DOMPET PLASTIK	1,206,013	1,081,943	-10.29	9,350,011	8,260,145	-11.66
JAPAN	227,240	153,327	-32.53	1,231,749	1,064,872	-13.55
HONG KONG	18,881	6,915	-63.38	302,775	77,357	-74.45
KOREA, REPUBLIC OF	4,138	13,108	216.77	14,313	50,844	255.23
TAIWAN	1,840	4,361	137.01	4,224	11,201	165.18
CHINA	47,203	1,881	-96.02	281,841	33,418	-88.14
PAPUA NEW GUINEA	40	0	-100.00	182	0	-100.00
THAILAND	1,083	4,193	287.17	2,503	24,237	868.32
SINGAPORE	8,890	31,128	250.15	117,764	215,031	82.59
PHILIPPINES	6,194	5,950	-3.94	67,903	94,156	38.66
MALAYSIA	12,466	5,089	-59.18	53,776	33,230	-38.21
BRUNEI DARUSSALAM	414	184	-55.56	627	1,123	79.11
VIET NAM	71	119	67.61	155	290	87.10
MALDIVES	447	127	-71.59	2,018	794	-60.65
INDIA	8,421	9,869	17.20	33,638	47,004	39.73
BANGLADESH	9,148	0	-100.00	22,563	0	-100.00
IRAN (ISLAMIC REPUBLIC OF)	0	126	-	0	412	-
SAUDI ARABIA	5,159	14,942	189.63	25,187	41,677	65.47
KUWAIT	224	198	-11.61	6,803	5,505	-19.08
LEBANON	3	0	-100.00	23	0	-100.00
TURKEY	96	0	-100.00	1,412	0	-100.00
UNITED ARAB EMIRATES	108,247	94,282	-12.90	502,575	470,682	-6.35
BAHRAIN	593	0	-100.00	3,692	0	-100.00
CYPRUS	0	1,642	-	0	4,591	-
MOROCCO	0	3,467	-	0	63,157	-
TUNISIA	0	645	-	0	11,487	-
NAMIBIA	32	1,334	4,068.75	292	923	216.10
TANZANIA, UNITED REPUBLIC OF	31	0	-100.00	265	0	-100.00
MADAGASCAR	0	51	-	0	463	-
KENYA	0	1,415	-	0	11,722	-
REUNION	999	59	-94.09	1,378	98	-92.89
MOZAMBIQUE	73	0	-100.00	485	0	-100.00
GHANA	0	3,138	-	0	11,870	-
GABON	14	0	-100.00	12	0	-100.00
SEYCHELLES	1	88	8,700.00	1	3,000	299,900.00
SOUTH AFRICA	6,163	18,690	203.26	11,880	47,702	301.53
MAURITIUS	956	30	-96.86	7,542	156	-97.93
VIRGIN ISLANDS (BRITISH)	0	144	-	0	557	-
AUSTRALIA	16,499	38,312	132.21	109,072	179,445	64.52

TABEL 5. PERKEMBANGAN EKSPOR INDONESIA MENURUT KOMODITI DAN NEGARA TUJUAN

JENIS BARANG	BERAT BERSIH (KG)		PERUB	NILAI FOB (US \$)		PERUB
	JAN-FEB 2008	JAN-FEB 2009	%	JAN-FEB 2008	JAN-FEB 2009	%
(1)	(2)	(3)	(4)	(5)	(6)	(7)
NEW ZEALAND	3,787	4,297	13.47	19,410	6,878	-64.56
GUAM	1	0	-100.00	12	0	-100.00
PALAU	12	0	-100.00	75	0	-100.00
NEW CALEDONIA	1,084	769	-29.06	8,932	3,737	-58.16
VANUATU	22	0	-100.00	61	0	-100.00
WALLIS AND FUTUNA ISLANDS	106	0	-100.00	185	0	-100.00
COOK ISLANDS	2,111	0	-100.00	26,550	0	-100.00
FIJI	365	72	-80.27	1,557	520	-66.60
EAST TIMOR	0	9,960	-	0	10,066	-
UNITED STATES	199,134	211,804	6.36	2,829,891	2,922,763	3.28
CANADA	10,867	5,121	-52.88	37,508	56,488	50.60
MEXICO	2,987	10,654	256.68	8,953	64,537	620.84
PANAMA	11,018	7,794	-29.26	21,647	25,005	15.51
CHILE	18	1	-94.44	50	4	-92.00
VENEZUELA	0	85	-	0	337	-
ARGENTINA	600	1	-99.83	532	2	-99.62
BRAZIL	15,548	17,742	14.11	29,746	55,014	84.95
COLOMBIA	0	1	-	0	45	-
URUGUAY	5	3	-40.00	24	1	-95.83
PARAGUAY	1	3	200.00	5	1	-80.00
ECUADOR	3,075	2,703	-12.10	5,651	6,153	8.88
TRINIDAD AND TOBAGO	0	1,505	-	0	1,810	-
PUERTO RICO	4,178	142	-96.60	14,219	1,399	-90.16
DOMINICAN REPUBLIC	181	0	-100.00	200	0	-100.00
COSTA RICA	0	1	-	0	15	-
BARBADOS	2	0	-100.00	27	0	-100.00
BERMUDA	166	597	259.64	788	1,746	121.57
FRENCH POLYNESIA	1,081	146	-86.49	5,720	2,251	-60.65
MARTINIQUE	1,283	1,175	-8.42	883	3,030	243.15
NETHERLANDS ANTILLES	69	47	-31.88	1,040	1,781	71.25
TURKS AND CAICOS ISLANDS	700	0	-100.00	1,158	0	-100.00
GUADELOUPE	0	200	-	0	288	-
UNITED KINGDOM	67,873	46,840	-30.99	352,299	225,545	-35.98
NETHERLANDS	71,978	43,665	-39.34	1,202,448	658,805	-45.21
FRANCE	16,778	18,212	8.55	76,345	89,264	16.92
GERMANY, FED. REP. OF	71,591	69,535	-2.87	387,432	414,145	6.89
AUSTRIA	3	5,722	190,633.33	8	45,987	574,737.50
BELGIUM	82,975	130,733	57.56	433,651	476,499	9.88
SWITZERLAND	8,960	2,148	-76.03	67,367	12,597	-81.30
DENMARK	185	814	340.00	1,856	9,758	425.75
NORWAY	490	1,676	242.04	10,378	22,592	117.69
SWEDEN	394	1,323	235.79	1,555	8,809	466.50
FINLAND	480	0	-100.00	1,211	0	-100.00
IRELAND	1,516	299	-80.28	2,515	2,721	8.19
ITALY	79,542	39,809	-49.95	721,680	416,927	-42.23
SPAIN	53,705	27,114	-49.51	250,999	169,375	-32.52
PORTUGAL	416	348	-16.35	657	2,056	212.94
GREECE	3,781	2,114	-44.09	9,842	15,350	55.96
POLAND	1,263	574	-54.55	7,980	6,049	-24.20
YUGOSLAVIA	0	1	-	0	1	-
ESTONIA	2	0	-100.00	7	0	-100.00
CROATIA	111	0	-100.00	292	0	-100.00
SLOVENIA	0	934	-	0	1,785	-
RUSSIA FEDERATION	3	445	14,733.33	15	11,005	73,266.67
-BARANG DARI LOGAM MULIA	48,010	50,646	5.49	24,723,851	90,346,178	265.42
JAPAN	458	5,806	1,167.69	243,659	415,068	70.35
HONG KONG	1,852	1,075	-41.95	2,496,720	11,885,925	376.06
KOREA, REPUBLIC OF	123	170	38.21	23,230	70,611	203.96
TAIWAN	14	7	-50.00	3,540	938	-73.50
CHINA	31	48	54.84	2,162	9,650	346.35
THAILAND	561	216	-61.50	405,046	185,739	-54.14
SINGAPORE	29,185	24,261	-16.87	4,005,933	43,325,093	981.52
MALAYSIA	67	0	-100.00	3,382	0	-100.00
MALDIVES	0	51	-	0	35,750	-
TURKEY	199	77	-61.31	75,716	28,337	-62.57
UNITED ARAB EMIRATES	361	229	-36.57	7,601,722	4,278,916	-43.71
CYPRUS	0	8	-	0	9,329	-
MADAGASCAR	0	5	-	0	5,412	-
KENYA	0	337	-	0	2,754	-
REUNION	61	0	-100.00	419	0	-100.00
SEYCHELLES	0	10	-	0	11	-
SOUTH AFRICA	0	115	-	0	144	-
AUSTRALIA	1,311	1,881	43.48	51,388	22,559,803	43,800.92
NEW ZEALAND	6	30	400.00	6,814	3,637	-46.62
NEW CALEDONIA	82	0	-100.00	3,596	0	-100.00
SAINT VINCENT AND THE GREN.	4	0	-100.00	15	0	-100.00
UNITED STATES	5,679	7,035	23.88	6,928,512	5,226,021	-24.57

TABEL 5. PERKEMBANGAN EKSPOR INDONESIA MENURUT KOMODITI DAN NEGARA TUJUAN

JENIS BARANG	BERAT BERSIH (KG)		PERUB	NILAI FOB (US \$)		PERUB
	JAN-FEB 2008	JAN-FEB 2009	%	JAN-FEB 2008	JAN-FEB 2009	%
(1)	(2)	(3)	(4)	(5)	(6)	(7)
CANADA	307	258	-15.96	91,941	87,614	-4.71
MEXICO	6	68	1,033.33	116	316	172.41
BRAZIL	32	0	-100.00	3,429	0	-100.00
PUERTO RICO	54	30	-44.44	42,297	410	-99.03
COSTA RICA	0	65	-	0	75	-
BERMUDA	0	417	-	0	1,220	-
CAYMAN ISLANDS	0	12	-	0	695	-
MARTINIQUE	0	9	-	0	13	-
UNITED KINGDOM	643	2,005	211.82	161,127	182,351	13.17
NETHERLANDS	2,922	2,449	-16.19	184,880	319,893	73.03
FRANCE	626	676	7.99	23,788	7,030	-70.45
GERMANY, FED. REP. OF	895	630	-29.61	625,836	247,643	-60.43
AUSTRIA	0	4	-	0	2,553	-
BELGIUM	24	7	-70.83	6,810	117	-98.28
SWITZERLAND	108	114	5.56	231,344	95,851	-58.57
DENMARK	51	41	-19.61	164,089	171,141	4.30
NORWAY	254	43	-83.07	68,323	37,710	-44.81
ITALY	1,240	2,443	97.02	1,176,959	1,133,794	-3.67
SPAIN	754	0	-100.00	67,440	0	-100.00
PORTUGAL	0	14	-	0	14,614	-
ICELAND	14	0	-100.00	20,648	0	-100.00
GREECE	76	0	-100.00	2,961	0	-100.00
POLAND	10	0	-100.00	9	0	-100.00
-PETI KEMAS	3,404,151	156,109	-95.41	4,632,993	1,130,872	-75.59
JAPAN	38,925	38,912	-0.03	61,453	66,588	8.36
THAILAND	37,431	0	-100.00	31,821	0	-100.00
SINGAPORE	180,387	34,197	-81.04	140,597	90,158	-35.87
MALAYSIA	2,550	0	-100.00	2,100	0	-100.00
INDIA	67,858	0	-100.00	430,000	0	-100.00
MAURITANIA	0	83,000	-	0	974,126	-
AUSTRALIA	12,000	0	-100.00	118,022	0	-100.00
UNITED STATES	1,590,000	0	-100.00	2,124,000	0	-100.00
BERMUDA	880,000	0	-100.00	900,000	0	-100.00
GERMANY, FED. REP. OF	595,000	0	-100.00	825,000	0	-100.00
-KOMPUTER DAN BAGIANNYA	5,469,516	6,227,556	13.86	124,837,946	145,455,521	16.52
JAPAN	423,550	382,792	-9.62	28,248,619	12,172,348	-56.91
HONG KONG	190,925	570,049	198.57	1,374,849	4,728,934	243.96
KOREA, REPUBLIC OF	64,547	38,075	-41.01	613,882	293,118	-52.25
TAIWAN	55,136	59,273	7.50	692,339	1,476,639	113.28
CHINA	1,076,700	419,873	-61.00	25,702,493	16,364,537	-36.33
THAILAND	159,000	169,079	6.34	5,051,611	4,186,618	-17.12
SINGAPORE	1,240,106	1,176,417	-5.14	32,718,767	30,396,610	-7.10
PHILIPPINES	91,338	162,646	78.07	1,391,261	2,750,918	97.73
MALAYSIA	278,255	169,726	-39.00	2,470,999	3,751,027	51.80
BRUNEI DARUSSALAM	0	110	-	0	4,086	-
NEPAL	730	0	-100.00	19,681	0	-100.00
VIET NAM	47,682	68,840	44.37	449,435	1,058,682	135.56
MALDIVES	1,951	0	-100.00	2,785	0	-100.00
INDIA	94,509	564,262	497.05	1,255,569	7,026,866	459.66
PAKISTAN	0	13,116	-	0	214,222	-
BANGLADESH	0	5,545	-	0	119,543	-
IRAN (ISLAMIC REPUBLIC OF)	630	53,137	8,334.44	61,790	3,216,061	5,104.82
SAUDI ARABIA	0	18,047	-	0	524,238	-
ISRAEL	238	4,913	1,964.29	8,378	146,415	1,647.61
KUWAIT	3	0	-100.00	60	0	-100.00
LEBANON	0	17,903	-	0	463,733	-
SYRIA ARAB REPUBLIC	0	2,289	-	0	62,129	-
TURKEY	1	32,586	3,258,500.00	6	879,288	14,654,700.00
UNITED ARAB EMIRATES	199,691	520,193	160.50	2,070,498	12,096,722	484.24
EGYPT	0	31,123	-	0	435,848	-
LIBYAN ARAB JAMAHIRIYA	0	78,124	-	0	611,298	-
MOROCCO	0	619	-	0	17,183	-
TUNISIA	0	8,081	-	0	211,751	-
ALGERIA	0	21,747	-	0	445,779	-
GHANA	0	3,069	-	0	103,224	-
NIGERIA	500	5,987	1,097.40	500	96,874	19,274.80
SIERRA LEONE	0	210	-	0	5,511	-
SOUTH AFRICA	44,760	101,716	127.25	55,664	2,595,462	4,562.73
AUSTRALIA	32,943	163,325	395.78	1,199,421	4,481,205	273.61
NEW ZEALAND	212	15,553	7,236.32	1,928	423,569	21,869.35
EAST TIMOR	563	184,085	32,597.16	1,708	154,182	8,927.05
UNITED STATES	430,346	358,090	-16.79	8,441,627	12,312,631	45.86
CANADA	552	8,711	1,478.08	50,111	266,088	431.00
MEXICO	50,631	48,868	-3.48	649,266	1,254,717	93.25
CUBA	740	0	-100.00	66,995	0	-100.00
CHILE	12,463	0	-100.00	148,738	0	-100.00

TABEL 5. PERKEMBANGAN EKSPOR INDONESIA MENURUT KOMODITI DAN NEGARA TUJUAN

JENIS BARANG	BERAT BERSIH (KG)		PERUB	NILAI FOB (US \$)		PERUB
	JAN-FEB 2008	JAN-FEB 2009	%	JAN-FEB 2008	JAN-FEB 2009	%
(1)	(2)	(3)	(4)	(5)	(6)	(7)
VENEZUELA	0	4,981	-	0	129,051	-
ARGENTINA	0	15,659	-	0	401,226	-
BRAZIL	133,786	52,025	-61.11	775,238	422,455	-45.51
COLOMBIA	30,550	0	-100.00	401,994	0	-100.00
PERU	24,926	3,384	-86.42	297,476	111,950	-62.37
PUERTO RICO	4	0	-100.00	200	0	-100.00
UNITED KINGDOM	13,371	9,862	-26.24	330,742	400,145	20.98
NETHERLANDS	726,852	463,220	-36.27	8,932,671	11,666,170	30.60
FRANCE	18	77	327.78	580	508	-12.41
GERMANY, FED. REP. OF	525	39,249	7,376.00	15,958	1,772,131	11,004.97
AUSTRIA	0	7,895	-	0	247,791	-
BELGIUM	5,436	147	-97.30	47,774	5,181	-89.16
SWITZERLAND	509	0	-100.00	90,181	0	-100.00
NORWAY	0	6	-	0	108	-
SWEDEN	0	12	-	0	216	-
FINLAND	27,918	77	-99.72	434,390	4,998	-98.85
IRELAND	6,684	24,787	270.84	732,473	1,332,496	81.92
ITALY	40	1,696	4,140.00	9,226	151,292	1,539.84
SPAIN	9	445	4,844.44	290	9,380	3,134.48
HUNGARY	62	26	-58.06	6,664	2,263	-66.04
POLAND	89	6,579	7,292.13	12,505	878,350	6,923.99
UKRAINE	0	7	-	0	122	-
UZBEKISTAN	0	2,172	-	0	48,528	-
SLOVAKIA	0	37,139	-	0	1,173,437	-
CZECH REPUBLIC	35	79,913	228,222.86	604	1,349,082	223,257.95
RUSSIA FEDERATION	0	19	-	0	585	-
-KENDARAAN BERMOTOR ROD,	1,155,057	1,259,326	9.03	9,058,271	10,066,771	11.13
JAPAN	31,129	6,711	-78.44	230,015	87,480	-61.97
HONG KONG	0	40	-	0	724	-
KOREA, REPUBLIC OF	389	150	-61.44	5,500	1,635	-70.27
PAPUA NEW GUINEA	444	0	-100.00	425	0	-100.00
THAILAND	944	3,334	253.18	11,699	47,242	303.81
SINGAPORE	0	130	-	0	2,847	-
PHILIPPINES	1,035,316	922,138	-10.93	8,281,817	7,092,049	-14.37
MALAYSIA	0	2,604	-	0	42,745	-
MALDIVES	0	4,459	-	0	28,458	-
INDIA	766	287	-62.53	6,941	4,761	-31.41
TANZANIA, UNITED REPUBLIC O	1,429	0	-100.00	674	0	-100.00
TOGO	0	13,114	-	0	58,560	-
BURKINA FASO	17,280	17,280	0.00	122,400	122,832	0.35
GAMBIA	0	1,420	-	0	1,878	-
AUSTRALIA	4,117	7,454	81.05	21,898	36,906	68.54
NEW ZEALAND	2,403	0	-100.00	3,152	0	-100.00
EAST TIMOR	17,671	87,995	397.96	159,066	966,778	507.78
UNITED STATES	300	9,981	3,227.00	300	133,826	44,508.67
CANADA	678	63	-90.71	1,679	435	-74.09
HONDURAS	0	13,440	-	0	140,064	-
COLOMBIA	28,184	85,998	205.13	156,018	483,443	209.86
BOLIVIA	0	15,708	-	0	165,984	-
NETHERLANDS ANTILLES	0	312	-	0	1,320	-
UNITED KINGDOM	0	250	-	0	250	-
NETHERLANDS	2,900	374	-87.10	7,537	2,682	-64.42
FRANCE	810	3,336	311.85	3,355	5,091	51.74
GERMANY, FED. REP. OF	510	12,319	2,315.49	1,068	21,036	1,869.66
AUSTRIA	125	0	-100.00	339	0	-100.00
BELGIUM	7,548	1,439	-80.94	34,298	2,700	-92.13
NORWAY	400	1,671	317.75	2,000	1,695	-15.25
FINLAND	124	0	-100.00	1,086	0	-100.00
IRELAND	0	200	-	0	972	-
ITALY	1,158	29,952	2,486.53	4,991	363,312	7,179.34
SPAIN	432	1,192	175.93	2,013	1,916	-4.82
PORTUGAL	0	15,975	-	0	247,150	-
-KENDARAAN BERMOTOR ROD,	33,620,516	21,079,431	-37.30	232,597,910	150,016,363	-35.50
JAPAN	1,167,814	1,891,523	61.97	7,360,875	16,303,172	121.48
HONG KONG	4,200	0	-100.00	67,596	0	-100.00
TAIWAN	317,310	110,802	-65.08	1,732,346	706,093	-59.24
THAILAND	1,870,560	1,290,454	-31.01	11,704,844	7,992,001	-31.72
SINGAPORE	277,774	375,358	35.13	1,414,480	1,431,377	1.19
PHILIPPINES	3,014,898	2,324,525	-22.90	17,011,347	13,420,332	-21.11
MALAYSIA	5,487,147	2,361,438	-56.96	54,383,521	15,180,324	-72.09
MYANMAR (FORM. BURMA)	342,825	171,300	-50.03	1,774,650	1,539,600	-13.24
BRUNEI DARUSSALAM	335,402	221,959	-33.82	2,182,283	1,601,414	-26.62
NEPAL	6,780	0	-100.00	38,024	0	-100.00
VIET NAM	1,515,197	2,218	-99.85	8,000,293	39,726	-99.50
INDIA	0	9,186	-	0	79,850	-
PAKISTAN	160,800	80,400	-50.00	925,800	498,900	-46.11

TABEL 5. PERKEMBANGAN EKSPOR INDONESIA MENURUT KOMODITI DAN NEGARA TUJUAN

JENIS BARANG	BERAT BERSIH (KG)		PERUB	NILAI FOB (US \$)		PERUB
	JAN-FEB 2008	JAN-FEB 2009	%	JAN-FEB 2008	JAN-FEB 2009	%
(1)	(2)	(3)	(4)	(5)	(6)	(7)
BANGLADESH	32,785	48,750	48.70	200,605	310,290	54.68
SRI LANKA	58,645	9,510	-83.78	296,333	48,486	-83.64
SAUDI ARABIA	7,533,707	3,153,071	-58.15	48,681,214	24,486,046	-49.70
KUWAIT	360,937	204,965	-43.21	2,615,425	2,061,746	-21.17
JORDAN	67,259	35,691	-46.93	493,895	219,485	-55.56
LEBANON	170,192	676,700	297.61	1,368,506	4,625,657	238.01
YEMEN	164,851	139,084	-15.63	961,219	719,766	-25.12
OMAN	1,013,448	817,072	-19.38	9,143,328	8,071,226	-11.73
SYRIA ARAB REPUBLIC	137,595	217,094	57.78	933,788	1,308,701	40.15
UNITED ARAB EMIRATES	1,710,790	2,001,754	17.01	16,372,059	21,051,781	28.58
QATAR	97,076	223,245	129.97	946,607	2,126,281	124.62
BAHRAIN	267,284	129,176	-51.67	2,329,458	1,364,393	-41.43
EGYPT	536,759	917,710	70.97	3,205,134	6,848,324	113.67
MOROCCO	55,750	22,300	-60.00	306,700	158,755	-48.24
ALGERIA	8,820	61,739	599.99	76,881	594,517	673.30
SUDAN	97,019	0	-100.00	856,188	0	-100.00
TANZANIA, UNITED REPUBLIC O	9,500	0	-100.00	34,578	0	-100.00
MADAGASCAR	30,508	18,642	-38.89	165,924	102,774	-38.06
KENYA	37,280	25,424	-31.80	195,788	141,342	-27.81
MOZAMBIQUE	11,817	25,346	114.49	60,665	129,435	113.36
GHANA	5,194	0	-100.00	35,776	0	-100.00
ANGOLA	72,168	80,372	11.37	412,180	477,530	15.85
NIGERIA	334,967	58,800	-82.45	1,830,916	239,190	-86.94
GABON	22,048	9,870	-55.23	187,551	92,605	-50.62
SEYCHELLES	0	6,203	-	0	47,057	-
SOUTH AFRICA	3,576,320	1,627,901	-54.48	16,954,619	7,295,408	-56.97
MAURITIUS	22,003	8,475	-61.48	119,540	47,890	-59.94
AUSTRALIA	182,529	133,444	-26.89	1,124,675	821,872	-26.92
NEW ZEALAND	41,125	28,200	-31.43	262,325	194,280	-25.94
SAINT VINCENT AND THE GREN.	7,139	7,154	0.21	41,256	43,883	6.37
VANUATU	4,639	4,020	-13.34	27,001	26,991	-0.04
FIJI	6,038	0	-100.00	39,895	0	-100.00
MARSHALL ISLANDS	3,455	0	-100.00	20,167	0	-100.00
EAST TIMOR	16,475	481,531	2,822.80	155,267	1,307,562	742.14
UNITED STATES	14,820	46,355	212.79	100,128	309,711	209.32
CANADA	2,000	0	-100.00	7,000	0	-100.00
MEXICO	837,325	189,839	-77.33	4,662,493	1,079,469	-76.85
HONDURAS	5,359	11,608	116.61	31,100	72,256	132.33
NICARAGUA	22,593	10,719	-52.56	159,813	67,030	-58.06
PANAMA	38,548	140,199	263.70	223,440	875,235	291.71
SURINAME	5,867	0	-100.00	25,200	0	-100.00
CHILE	585,422	317,876	-45.70	3,233,902	1,766,280	-45.38
VENEZUELA	498,884	0	-100.00	4,172,190	0	-100.00
ARGENTINA	0	33,910	-	0	321,508	-
PARAGUAY	7,560	6,300	-16.67	66,714	62,480	-6.35
PERU	8,388	0	-100.00	72,159	0	-100.00
TRINIDAD AND TOBAGO	56,794	42,880	-24.50	365,240	299,840	-17.91
JAMAICA	10,843	25,883	138.71	61,845	199,225	222.14
PUERTO RICO	27,767	19,321	-30.42	168,733	120,223	-28.75
DOMINICAN REPUBLIC	52,030	0	-100.00	468,270	0	-100.00
EL SALVADOR	0	4,803	-	0	28,651	-
COSTA RICA	16,079	0	-100.00	87,710	0	-100.00
BARBADOS	27,979	20,448	-26.92	172,547	135,676	-21.37
ARUBA	10,575	8,105	-23.36	57,564	48,038	-16.55
BERMUDA	13,069	26,800	105.07	82,952	187,400	125.91
DOMINICA	13,793	31,725	130.01	83,666	178,467	113.31
FRENCH POLYNESIA	22,835	26,876	17.70	100,502	108,804	8.26
GRENADA	3,854	0	-100.00	23,936	0	-100.00
NETHERLANDS ANTILLES	2,350	0	-100.00	12,792	0	-100.00
SAINT LUCIA	22,558	0	-100.00	137,000	0	-100.00
SAINT KITTS AND NEVIS	8,719	0	-100.00	51,894	0	-100.00
UNITED KINGDOM	5,363	2,470	-53.94	72,748	2,160	-97.03
NETHERLANDS	0	6,716	-	0	5,200	-
FRANCE	3,571	0	-100.00	49,802	0	-100.00
GERMANY, FED. REP. OF	42,854	0	-100.00	468,232	0	-100.00
BELGIUM	55,888	87,502	56.57	326,816	347,648	6.37
GIBRALTAR	0	6,690	-	0	45,000	-
-SUKU CADANG MESIN	21,772,039	8,032,241	-63.11	153,598,879	121,466,100	-20.92
JAPAN	6,757,431	2,865,863	-57.59	13,354,761	10,003,818	-25.09
HONG KONG	6,469	40,702	529.19	380,503	242,625	-36.24
KOREA, REPUBLIC OF	1,282,491	316,391	-75.33	1,415,582	438,959	-68.99
TAIWAN	25,465	4,367	-82.85	95,676	162,031	69.35
CHINA	236,844	102,312	-56.80	1,378,514	1,944,384	41.05
PAPUA NEW GUINEA	55,492	2,001	-96.39	329,780	50,232	-84.77
THAILAND	5,006,299	312,105	-93.77	8,054,095	1,122,495	-86.06
SINGAPORE	3,495,864	1,803,249	-48.42	102,892,855	85,773,780	-16.64
PHILIPPINES	65,196	294,032	351.00	807,033	3,172,180	293.07

TABEL 5. PERKEMBANGAN EKSPOR INDONESIA MENURUT KOMODITI DAN NEGARA TUJUAN

JENIS BARANG	BERAT BERSIH (KG)		PERUB	NILAI FOB (US \$)		PERUB
	JAN-FEB 2008	JAN-FEB 2009	%	JAN-FEB 2008	JAN-FEB 2009	%
(1)	(2)	(3)	(4)	(5)	(6)	(7)
MALAYSIA	1,065,907	175,397	-83.54	6,771,092	2,451,975	-63.79
BRUNEI DARUSSALAM	4	5,818	145,350.00	17	40,760	239,664.71
LAO PEOPLE'S DEMOCRATIC RE	0	1,127	-	0	7,413	-
VIET NAM	53,758	2,747	-94.89	755,897	57,876	-92.34
INDIA	419,502	354,706	-15.45	818,975	1,431,463	74.79
PAKISTAN	0	431	-	0	23,239	-
SRI LANKA	5	9	80.00	2,444	8,861	262.56
IRAN (ISLAMIC REPUBLIC OF)	0	8,885	-	0	48,527	-
SAUDI ARABIA	42,187	116,197	175.43	228,466	360,416	57.75
ISRAEL	0	1,650	-	0	48,861	-
OMAN	15,337	382	-97.51	67,049	13,785	-79.44
SYRIA ARAB REPUBLIC	6,058	0	-100.00	43,087	0	-100.00
TURKEY	0	18,451	-	0	117,625	-
UNITED ARAB EMIRATES	25,517	649,797	2,446.53	266,104	1,639,693	516.19
QATAR	80	3,468	4,235.00	59	15,471	26,122.03
EGYPT	3,007	0	-100.00	157,518	0	-100.00
LIBYAN ARAB JAMAHIRIYA	12,881	0	-100.00	70,840	0	-100.00
ALGERIA	140	0	-100.00	3,466	0	-100.00
SUDAN	6,770	0	-100.00	40,705	0	-100.00
KENYA	0	10,367	-	0	323,140	-
ANGOLA	0	725	-	0	30,561	-
CONGO	0	4,949	-	0	138,617	-
NIGERIA	11,041	4,450	-59.70	175,485	14,400	-91.79
UGANDA	0	194	-	0	12,619	-
SOUTH AFRICA	66,806	3,100	-95.36	266,460	32,469	-87.81
ZAMBIA	18,000	0	-100.00	702,247	0	-100.00
AUSTRALIA	97,131	361,210	271.88	669,057	3,003,822	348.96
NEW ZEALAND	5,174	599	-88.42	8,520	15,767	85.06
EAST TIMOR	102	4,032	3,852.94	314	9,422	2,900.64
UNITED STATES	632,034	138,001	-78.17	4,395,637	3,406,567	-22.50
CANADA	127,861	102,300	-19.99	369,567	280,111	-24.21
MEXICO	32,292	1,715	-94.69	142,618	142,623	0.00
PANAMA	0	177	-	0	3,885	-
CHILE	18,607	34	-99.82	66,797	443	-99.34
ARGENTINA	0	1,622	-	0	28,838	-
BRAZIL	584,816	89,599	-84.68	2,016,839	294,050	-85.42
COLOMBIA	55	0	-100.00	9,969	0	-100.00
TRINIDAD AND TOBAGO	0	6,854	-	0	18,993	-
PUERTO RICO	3	0	-100.00	150	0	-100.00
UNITED KINGDOM	1,054,278	72,117	-93.16	3,445,177	2,679,495	-22.22
NETHERLANDS	67,307	58,050	-13.75	1,023,732	489,756	-52.16
FRANCE	885	18,621	2,004.07	43,889	157,257	258.31
GERMANY, FED. REP. OF	198,815	32,767	-83.52	1,306,176	424,411	-67.51
BELGIUM	262,844	31,828	-87.89	890,462	145,443	-83.67
SWITZERLAND	158	13	-91.77	10,791	4,123	-61.79
NORWAY	0	461	-	0	60,477	-
SWEDEN	0	47	-	0	15,534	-
FINLAND	0	95	-	0	37,404	-
IRELAND	9,878	2,874	-70.91	76,240	45,880	-39.82
ITALY	299	1,071	258.19	15,446	361,651	2,241.39
SPAIN	0	191	-	0	2,170	-
GREECE	1	3	200.00	20	35	75.00
HUNGARY	0	350	-	0	4,930	-
AZERBAIJAN	0	1,517	-	0	76,822	-
KAZAKHSTAN	2	80	3,900.00	54	1,760	3,159.26
UKRAINE	0	222	-	0	5,985	-
SLOVAKIA	0	76	-	0	412	-
CZECH REPUBLIC	196	1,580	706.12	128	13,598	10,523.44
RUSSIA FEDERATION	750	263	-64.93	28,586	6,161	-78.45
-SUKU CADANG KENDARAAN	30,952,948	17,310,231	-44.08	216,822,846	118,200,990	-45.48
JAPAN	7,869,183	4,088,433	-48.05	44,650,760	20,586,260	-53.89
HONG KONG	26,008	22,695	-12.74	286,496	259,457	-9.44
KOREA, REPUBLIC OF	89,567	14,303	-84.03	676,492	99,999	-85.22
TAIWAN	507,201	197,625	-61.04	4,858,345	1,734,383	-64.30
CHINA	1,000,442	241,055	-75.91	11,936,779	1,051,201	-91.19
PAPUA NEW GUINEA	13,480	0	-100.00	92,169	0	-100.00
THAILAND	4,114,530	2,784,404	-32.33	35,925,394	26,326,302	-26.72
SINGAPORE	4,067,933	2,221,572	-45.39	26,202,343	14,261,045	-45.57
PHILIPPINES	1,856,489	1,092,533	-41.15	10,648,800	7,065,373	-33.65
MALAYSIA	2,876,000	2,081,806	-27.61	18,406,646	15,694,863	-14.73
MYANMAR (FORM. BURMA)	1,183	0	-100.00	8,014	0	-100.00
CAMBODIA	2,958	0	-100.00	20,236	0	-100.00
BRUNEI DARUSSALAM	1,110	293	-73.60	14,159	4,194	-70.38
LAO PEOPLE'S DEMOCRATIC RE	97	0	-100.00	1,715	0	-100.00
NEPAL	184	0	-100.00	1,014	0	-100.00
VIET NAM	1,028,220	477,892	-53.52	7,089,315	3,110,426	-56.13
MALDIVES	639	0	-100.00	820	0	-100.00

TABEL 5. PERKEMBANGAN EKSPOR INDONESIA MENURUT KOMODITI DAN NEGARA TUJUAN

JENIS BARANG	BERAT BERSIH (KG)		PERUB	NILAI FOB (US \$)		PERUB
	JAN-FEB 2008	JAN-FEB 2009	%	JAN-FEB 2008	JAN-FEB 2009	%
(1)	(2)	(3)	(4)	(5)	(6)	(7)
INDIA	420,514	54,247	-87.10	3,203,576	477,388	-85.10
PAKISTAN	354,621	80,275	-77.36	1,483,697	356,754	-75.96
BANGLADESH	96,525	23,134	-76.03	207,669	48,842	-76.48
SRI LANKA	33,332	39,545	18.64	103,968	129,923	24.96
IRAN (ISLAMIC REPUBLIC OF)	149,201	0	-100.00	434,456	0	-100.00
SAUDI ARABIA	9,794	299,178	2,954.71	91,733	253,419	176.26
ISRAEL	0	42,659	-	0	174,765	-
KUWAIT	16,923	15,465	-8.62	59,897	39,704	-33.71
JORDAN	16,799	0	-100.00	73,751	0	-100.00
LEBANON	0	1,592	-	0	5,410	-
YEMEN	3,234	0	-100.00	49,992	0	-100.00
OMAN	42,312	60,410	42.77	54,173	109,707	102.51
TURKEY	395,437	27,337	-93.09	4,430,605	391,500	-91.16
UNITED ARAB EMIRATES	267,903	133,560	-50.15	416,988	302,110	-27.55
QATAR	916	2,818	207.64	7,294	48,737	568.18
BAHRAIN	56	375	569.64	576	3,478	503.82
CYPRUS	9,211	26	-99.72	83,218	117	-99.86
EGYPT	161,942	127,786	-21.09	593,632	467,084	-21.32
LIBYAN ARAB JAMAHIRIYA	0	99	-	0	1,519	-
TUNISIA	0	4,653	-	0	13,867	-
KENYA	8	0	-100.00	10	0	-100.00
GHANA	0	766	-	0	16,223	-
CONGO	0	37	-	0	288	-
CAMEROON	0	56	-	0	205	-
NIGERIA	0	600	-	0	36,570	-
MAURITANIA	6,258	0	-100.00	13,380	0	-100.00
SOUTH AFRICA	420,946	93,029	-77.90	4,080,070	815,028	-80.02
MAURITIUS	12	0	-100.00	30	0	-100.00
AUSTRALIA	152,579	62,438	-59.08	1,494,840	632,708	-57.67
NEW ZEALAND	1,532	1,470	-4.05	19,453	13,212	-32.08
SAINT VINCENT AND THE GREN.	0	72	-	0	873	-
FIJI	973	438	-54.98	8,391	3,541	-57.80
EAST TIMOR	4,229	158,740	3,653.61	4,090	409,506	9,912.37
UNITED STATES	1,053,245	801,950	-23.86	8,764,213	6,608,599	-24.60
CANADA	13,689	1,258	-90.81	134,417	16,975	-87.37
MEXICO	33,742	84,355	150.00	496,932	1,311,930	164.01
GUATEMALA	78	0	-100.00	2,461	0	-100.00
HONDURAS	42,446	0	-100.00	166,320	0	-100.00
NICARAGUA	1,148	291	-74.65	9,255	3,227	-65.13
PANAMA	288	0	-100.00	4,346	0	-100.00
CHILE	6,671	2,707	-59.42	43,350	7,406	-82.92
VENEZUELA	5,815	8,911	53.24	88,328	42,127	-52.31
ARGENTINA	130,737	140,251	7.28	1,044,630	1,306,915	25.11
BRAZIL	599,929	517,618	-13.72	7,544,672	7,375,872	-2.24
COLOMBIA	25,061	1,620	-93.54	50,538	15,095	-70.13
BOLIVIA	0	2,517	-	0	36,973	-
PERU	51,633	0	-100.00	83,185	0	-100.00
TRINIDAD AND TOBAGO	483	2,028	319.88	8,042	9,762	21.39
JAMAICA	154	2	-98.70	757	114	-84.94
PUERTO RICO	16,869	8,635	-48.81	125,586	80,207	-36.13
DOMINICAN REPUBLIC	266	455	71.05	2,872	8,229	186.53
EL SALVADOR	1,070	208	-80.56	6,605	1,612	-75.59
COSTA RICA	127	0	-100.00	969	0	-100.00
BARBADOS	939	49	-94.78	7,545	808	-89.29
ANTIGUA AND BARBUDA	0	171	-	0	2,550	-
ARUBA	327	8	-97.55	3,179	62	-98.05
BERMUDA	0	80	-	0	548	-
CAYMAN ISLANDS	0	42	-	0	494	-
DOMINICA	574	0	-100.00	8,968	0	-100.00
GRENADA	692	9	-98.70	4,893	150	-96.93
NETHERLANDS ANTILLES	0	231	-	0	2,338	-
SAINT LUCIA	0	19	-	0	677	-
SAINT KITTS AND NEVIS	0	14	-	0	676	-
UNITED KINGDOM	910,905	96,947	-89.36	11,257,330	614,084	-94.55
NETHERLANDS	410,622	234,480	-42.90	1,603,763	1,054,429	-34.25
FRANCE	159	0	-100.00	2,338	0	-100.00
GERMANY, FED. REP. OF	175,520	389,937	122.16	898,787	1,820,944	102.60
AUSTRIA	208	0	-100.00	3,350	0	-100.00
BELGIUM	26,450	13,700	-48.20	181,207	152,105	-16.06
SWITZERLAND	0	43	-	0	1,470	-
DENMARK	55,653	9,306	-83.28	318,338	44,466	-86.03
NORWAY	54,949	20,066	-63.48	302,092	110,956	-63.27
SWEDEN	229,036	86,253	-62.34	1,261,869	492,811	-60.95
FINLAND	185,087	25,913	-86.00	957,678	144,977	-84.86
ITALY	248,961	80,445	-67.69	941,223	528,512	-43.85
SPAIN	95,012	16,718	-82.40	662,513	128,764	-80.56
PORTUGAL	50,284	12,747	-74.65	181,975	54,461	-70.07
GREECE	30,377	38,810	27.76	158,908	196,335	23.55

TABEL 5. PERKEMBANGAN EKSPOR INDONESIA MENURUT KOMODITI DAN NEGARA TUJUAN

JENIS BARANG	BERAT BERSIH (KG)		PERUB	NILAI FOB (US \$)		PERUB
	JAN-FEB 2008	JAN-FEB 2009	%	JAN-FEB 2008	JAN-FEB 2009	%
(1)	(2)	(3)	(4)	(5)	(6)	(7)
HUNGARY	339,549	168,922	-50.25	1,336,216	745,602	-44.20
POLAND	120,009	48,725	-59.40	325,890	175,777	-46.06
BULGARIA	0	8	-	0	50	-
ESTONIA	10,075	0	-100.00	51,313	0	-100.00
CZECH REPUBLIC	0	28,048	-	0	109,974	-
RUSSIA FEDERATION	3,628	12,318	239.53	41,007	45,946	12.04
-UBI KAYU OLAHAN	36,807,774	8,866,325	-75.91	6,245,906	1,144,869	-81.67
JAPAN	134	0	-100.00	134	0	-100.00
HONG KONG	0	65	-	0	373	-
KOREA, REPUBLIC OF	3,721,796	8,685,070	133.36	800,186	1,068,264	33.50
TAIWAN	294,188	92,360	-68.61	54,779	27,093	-50.54
CHINA	32,737,250	0	-100.00	5,304,229	0	-100.00
SINGAPORE	6,531	1,250	-80.86	5,390	2,890	-46.38
PHILIPPINES	0	859	-	0	1,386	-
MALAYSIA	19,050	75,558	296.63	13,736	15,520	12.99
MALDIVES	0	21	-	0	48	-
KUWAIT	0	1,305	-	0	4,509	-
AUSTRALIA	0	2,568	-	0	5,970	-
UNITED STATES	5,567	4,894	-12.09	18,301	12,926	-29.37
UNITED KINGDOM	23,258	0	-100.00	49,151	0	-100.00
NETHERLANDS	0	2,375	-	0	5,890	-
-INDUSTRI LAINNYA	377,808,089	257,420,083	-31.86	864,772,609	763,585,449	-11.70
JAPAN	23,186,359	16,703,492	-27.96	81,722,244	86,138,669	5.40
HONG KONG	3,080,749	2,085,699	-32.30	5,028,627	10,416,992	107.15
KOREA, REPUBLIC OF	18,287,918	31,152,991	70.35	20,789,693	32,138,978	54.59
TAIWAN	14,548,676	6,430,529	-55.80	13,245,225	8,656,289	-34.65
CHINA	21,586,631	5,404,289	-74.96	29,838,614	12,343,343	-58.63
MONGOLIA	16,279	10,684	-34.37	28,749	87,318	203.73
MACAU	1,156,216	481,292	-58.37	164,967	93,527	-43.31
PAPUA NEW GUINEA	1,079,595	6,897,109	538.86	2,293,471	2,133,363	-6.98
THAILAND	16,077,651	12,636,118	-21.41	51,819,652	36,099,835	-30.34
SINGAPORE	27,226,056	36,963,387	35.76	133,560,447	207,986,283	55.72
PHILIPPINES	7,223,521	12,203,722	68.94	16,557,600	16,333,085	-1.36
MALAYSIA	27,277,015	22,173,561	-18.71	45,244,564	35,599,634	-21.32
MYANMAR (FORM. BURMA)	1,874,612	1,133,077	-39.56	925,355	942,440	1.85
CAMBODIA	145,407	330,991	127.63	501,466	508,291	1.36
BRUNEI DARUSSALAM	668,205	366,736	-45.12	1,262,061	881,904	-30.12
LAO PEOPLE'S DEMOCRATIC RE	86,902	431	-99.50	337,461	2,155	-99.36
NEPAL	26,000	5,194	-80.02	60,364	27,855	-53.85
VIET NAM	8,414,012	3,997,274	-52.49	25,839,634	10,375,478	-59.85
MALDIVES	359,061	413,434	15.14	395,169	359,837	-8.94
INDIA	11,588,052	8,284,780	-28.51	17,073,687	13,596,282	-20.37
PAKISTAN	1,932,866	4,292,868	122.10	1,941,883	5,081,355	161.67
BANGLADESH	3,192,020	2,533,898	-20.62	3,832,832	3,085,151	-19.51
SRI LANKA	1,740,506	917,343	-47.29	3,995,801	1,636,048	-59.06
AFGHANISTAN	0	134,684	-	0	55,576	-
IRAQ	857,785	3,697,901	331.10	6,324,556	10,352,272	63.68
IRAN (ISLAMIC REPUBLIC OF)	225,898	88,505	-60.82	459,615	491,882	7.02
SAUDI ARABIA	5,518,090	2,805,431	-49.16	5,194,457	6,907,749	32.98
ISRAEL	55,734	17,940	-67.81	142,786	115,967	-18.78
KUWAIT	603,511	300,454	-50.22	226,813	442,438	95.07
JORDAN	137,767	241,100	75.01	262,009	765,956	192.34
LEBANON	203,905	83,568	-59.02	236,827	128,230	-45.85
YEMEN	16,881	145,369	761.14	46,656	331,008	609.47
OMAN	21,137	63,777	201.73	257,396	320,398	24.48
SYRIA ARAB REPUBLIC	132,874	187,902	41.41	127,957	321,133	150.97
TURKEY	1,300,909	947,416	-27.17	1,813,710	1,704,365	-6.03
UNITED ARAB EMIRATES	11,490,073	4,760,117	-58.57	7,374,048	15,909,576	115.75
QATAR	615,687	986,619	60.25	454,277	741,327	63.19
BAHRAIN	2,329,268	410,410	-82.38	571,287	195,267	-65.82
CYPRUS	8,903	6,056	-31.98	94,232	31,007	-67.10
EGYPT	573,481	630,647	9.97	712,983	979,622	37.40
LIBYAN ARAB JAMAHIRIYA	59,529	269,143	352.12	76,103	961,413	1,163.30
MOROCCO	90,675	551,969	508.73	322,345	2,383,386	639.39
TUNISIA	40,755	678,040	1,563.70	165,492	2,447,323	1,378.82
ALGERIA	1,656,263	927,125	-44.02	5,289,627	2,551,668	-51.76
SUDAN	68,853	103,447	50.24	294,219	818,857	178.32
NAMIBIA	46,224	4,985	-89.22	11,934	3,450	-71.09
ETHIOPIA	118	58,492	49,469.49	1,232	210,504	16,986.36
TANZANIA, UNITED REPUBLIC O	49,450	174,164	252.20	135,977	711,517	423.26
MADAGASCAR	154,249	61,972	-59.82	226,930	72,838	-67.90
KENYA	675,239	253,902	-62.40	1,082,660	1,173,988	8.44
REUNION	53,242	253,443	376.02	52,465	125,690	139.57
MOZAMBIQUE	536	109,875	20,399.07	3,528	51,759	1,367.09
EQUATORIAL GUINEA	7,220	0	-100.00	8,075	0	-100.00
TOGO	28,952	54,016	86.57	91,418	144,304	57.85

TABEL 5. PERKEMBANGAN EKSPOR INDONESIA MENURUT KOMODITI DAN NEGARA TUJUAN

JENIS BARANG	BERAT BERSIH (KG)		PERUB	NILAI FOB (US \$)		PERUB
	JAN-FEB 2008	JAN-FEB 2009	%	JAN-FEB 2008	JAN-FEB 2009	%
(1)	(2)	(3)	(4)	(5)	(6)	(7)
GHANA	1,317,212	1,046,130	-20.58	1,823,166	2,706,689	48.46
GUINEA	63,564	83,418	31.23	139,812	93,887	-32.85
ANGOLA	178,256	253,679	42.31	178,163	834,439	368.36
CONGO	17,366	40,022	130.46	18,280	18,232	-0.26
CAMEROON	107,827	199,307	84.84	447,844	877,976	96.05
NIGERIA	1,984,400	1,500,579	-24.38	3,287,589	3,194,315	-2.84
GABON	17,824	7,352	-58.75	123,507	14,362	-88.37
COTE D'IVOIRE	75,376	385,000	410.77	523,862	111,239	-78.77
SENEGAL	319,107	19,538	-93.88	346,525	41,237	-88.10
MAURITANIA	0	196,712	-	0	780,328	-
MALI	290	0	-100.00	150	0	-100.00
BENIN	307,351	156,658	-49.03	347,713	332,203	-4.46
BURKINA FASO	8,773	7,031	-19.86	61,646	81,471	32.16
GAMBIA	0	7,745	-	0	9,638	-
U.S. VIRGIN ISLANDS	21,000	0	-100.00	11,300	0	-100.00
SEYCHELLES	753	4,232	462.02	1,185	4,695	296.20
UGANDA	36,722	7,255	-80.24	190,630	47,222	-75.23
NIGER	11,167	5,089	-54.43	122,659	37,299	-69.59
DJIBOUTI	210,504	12,497	-94.06	142,712	58,970	-58.68
SAO TOME AND PRINCIPE	194	704	262.89	210	250	19.05
SWAZILAND	6,880	25,871	276.03	39,427	126,018	219.62
SOUTH AFRICA	1,528,733	1,088,879	-28.77	2,481,943	2,197,433	-11.46
ZIMBABWE	2,607	0	-100.00	17,958	0	-100.00
ZAMBIA	23,940	650	-97.28	92,516	48,521	-47.55
MALAWI	36,998	0	-100.00	49,650	0	-100.00
COMOROS	0	3,500	-	0	121,650	-
BURUNDI	0	39,957	-	0	205,726	-
MAURITIUS	73,899	64,398	-12.86	125,208	87,282	-30.29
VIRGIN ISLANDS (BRITISH)	0	110,657	-	0	6,759	-
AUSTRALIA	9,554,614	8,886,587	-6.99	19,839,200	25,161,722	26.83
NEW ZEALAND	2,180,695	1,121,039	-48.59	3,589,007	2,842,390	-20.80
MICRONESIA, FEDERATED STAT	2,283	0	-100.00	2,646	0	-100.00
GUAM	31,258	6,087	-80.53	106,841	4,712	-95.59
PALAU	23	0	-100.00	147	0	-100.00
NEW CALEDONIA	49,428	56,910	15.14	61,686	123,668	100.48
SAINT VINCENT AND THE GREN.	302	0	-100.00	355	0	-100.00
VANUATU	4,367	60,244	1,279.53	6,568	208,899	3,080.56
WALLIS AND FUTUNA ISLANDS	358	398	11.17	618	578	-6.47
AMERICAN SAMOA	284	0	-100.00	1,154	0	-100.00
COOK ISLANDS	857	56	-93.47	2,974	661	-77.77
FIJI	330,299	93,262	-71.76	269,851	162,063	-39.94
KIRIBATI	238	0	-100.00	1,088	0	-100.00
SAMOA	4,848	0	-100.00	6,181	0	-100.00
SOLOMON ISLANDS	38,997	3,002	-92.30	14,308	2,935	-79.49
TONGA	53,613	4,840	-90.97	41,242	11,110	-73.06
TUVALU	10,844	0	-100.00	22,980	0	-100.00
EAST TIMOR	970,887	2,381,869	145.33	649,241	3,524,557	442.87
UNITED STATES	108,460,345	14,987,460	-86.18	192,546,571	71,957,720	-62.63
CANADA	1,325,566	797,457	-39.84	4,429,013	4,455,592	0.60
MEXICO	197,184	168,508	-14.54	2,256,407	1,157,747	-48.69
GUATEMALA	0	23,120	-	0	25,563	-
HONDURAS	21,563	11,594	-46.23	4,725	44,317	837.93
NICARAGUA	100	0	-100.00	122	0	-100.00
PANAMA	25,878	863,274	3,235.94	77,426	1,278,507	1,551.26
CUBA	180,800	0	-100.00	151,128	0	-100.00
SURINAME	0	9,419	-	0	41,929	-
CHILE	466,726	276,087	-40.85	1,643,219	1,761,278	7.18
VENEZUELA	377,745	124,745	-66.98	761,421	256,665	-66.29
ARGENTINA	811,261	97,875	-87.94	5,707,265	820,296	-85.63
BRAZIL	309,979	364,029	17.44	2,240,303	3,375,001	50.65
COLOMBIA	82,853	135,424	63.45	273,121	268,593	-1.66
BOLIVIA	0	19,632	-	0	96,908	-
URUGUAY	10	6,854	68,440.00	286	32,180	11,151.75
PARAGUAY	12,910	24,173	87.24	64,853	112,461	73.41
ECUADOR	257,176	282,467	9.83	731,329	800,852	9.51
PERU	7,192	277,782	3,762.37	111,430	850,689	663.43
GUYANA	6,274	16,692	166.05	27,675	69,032	149.44
TRINIDAD AND TOBAGO	26,739	17,116	-35.99	120,133	69,675	-42.00
BAHAMAS	584	12	-97.95	693	11	-98.41
JAMAICA	1,245	6,910	455.02	1,777	4,701	164.55
PUERTO RICO	9,311	24,850	166.89	12,030	7,523	-37.46
DOMINICAN REPUBLIC	30,363	71,842	136.61	110,849	243,313	119.50
EL SALVADOR	859	23,827	2,673.81	4,678	106,474	2,176.06
COSTA RICA	276,527	146,318	-47.09	297,224	204,174	-31.31
HAITI	0	11,192	-	0	24,466	-
BARBADOS	142,008	75,582	-46.78	134,387	29,496	-78.05
ANTIGUA AND BARBUDA	273	0	-100.00	3,700	0	-100.00
ARUBA	3,948	110	-97.21	7,754	214	-97.24

TABEL 5. PERKEMBANGAN EKSPOR INDONESIA MENURUT KOMODITI DAN NEGARA TUJUAN

JENIS BARANG	BERAT BERSIH (KG)		PERUB	NILAI FOB (US \$)		PERUB
	JAN-FEB 2008	JAN-FEB 2009	%	JAN-FEB 2008	JAN-FEB 2009	%
(1)	(2)	(3)	(4)	(5)	(6)	(7)
BERMUDA	194	1,338	589.69	918	3,919	326.91
CAYMAN ISLANDS	41,698	36	-99.91	10,396	1,909	-81.64
DOMINICA	8,261	0	-100.00	41,320	0	-100.00
FRENCH GUIANA	991	763	-23.01	1,270	1,866	46.93
FRENCH POLYNESIA	46,316	54,729	18.16	38,800	129,055	232.62
MARTINIQUE	3,215	6,635	106.38	14,906	22,396	50.25
NETHERLANDS ANTILLES	50,474	3,955	-92.16	30,459	7,574	-75.13
SAINT LUCIA	0	199	-	0	6,191	-
TURKS AND CAICOS ISLANDS	21,564	0	-100.00	10,096	0	-100.00
GUADELOUPE	14,747	1,460	-90.10	17,601	3,612	-79.48
SAINT KITTS AND NEVIS	546	203	-62.82	5,740	3,971	-30.82
UNITED KINGDOM	1,355,187	828,790	-38.84	10,454,087	6,168,069	-41.00
NETHERLANDS	5,815,846	6,387,264	9.83	39,059,065	25,882,764	-33.73
FRANCE	2,075,878	1,887,180	-9.09	5,274,105	5,829,395	10.53
GERMANY, FED. REP. OF	4,187,698	2,469,592	-41.03	25,713,781	16,506,788	-35.81
AUSTRIA	238,408	149,201	-37.42	1,508,877	2,055,593	36.23
BELGIUM	4,240,447	2,633,971	-37.88	11,133,190	12,192,899	9.52
SWITZERLAND	136,577	55,199	-59.58	884,063	423,072	-52.14
LUXEMBOURG	36	21	-41.67	21,060	11,647	-44.70
DENMARK	670,864	576,665	-14.04	2,633,962	3,184,160	20.89
NORWAY	1,691,139	6,766,589	300.12	992,800	1,853,593	86.70
SWEDEN	301,129	278,033	-7.67	1,756,498	1,568,977	-10.68
FINLAND	508,932	381,187	-25.10	5,736,418	3,080,346	-46.30
IRELAND	21,998	2,969	-86.50	270,800	63,860	-76.42
ITALY	1,714,873	1,216,020	-29.09	11,719,424	7,295,135	-37.75
SPAIN	1,169,174	728,994	-37.65	2,195,404	1,414,756	-35.56
PORTUGAL	122,140	106,845	-12.52	433,224	660,630	52.49
ICELAND	22,261	0	-100.00	6,303	0	-100.00
GREECE	608,574	367,346	-39.64	2,409,420	1,142,018	-52.60
ANDORRA	174	0	-100.00	4,185	0	-100.00
DEMOCRATIC REPUBLIC OF THE HUNGARY	0	40,644	-	0	96,156	-
HUNGARY	51,985	59,877	15.18	337,988	235,449	-30.34
POLAND	526,860	541,131	2.71	2,719,511	1,805,379	-33.61
ROMANIA	33,392	13,844	-58.54	194,144	127,801	-34.17
BULGARIA	12,091	55,909	362.40	256,089	292,023	14.03
YUGOSLAVIA	0	28,690	-	0	111,907	-
ALBANIA	0	27,242	-	0	102,318	-
AZERBAIJAN	4,268	32	-99.25	44,285	708	-98.40
KAZAKHSTAN	22,199	51,275	130.98	132,038	253,560	92.04
TAJIKISTAN	0	23,897	-	0	96,091	-
UKRAINE	136,073	28,734	-78.88	177,023	243,189	37.38
LITHUANIA	1,521	1,023	-32.74	36,973	19,176	-48.14
LATVIA	24,708	10,720	-56.61	196,201	214,583	9.37
ESTONIA	355,188	50,012	-85.92	338,720	12,701	-96.25
GEORGIA	206,034	0	-100.00	278,136	0	-100.00
CROATIA	57,959	41,141	-29.02	110,209	179,833	63.17
BOSNIA AND HERZEGOVINA	233	4,197	1,701.29	1,104	49,032	4,341.30
MALTA	809	46,663	5,667.99	1,937	100,356	5,081.00
SLOVAKIA	2,376	43,910	1,748.06	38,853	1,033,177	2,559.19
SLOVENIA	6,208	22,318	259.50	80,693	50,147	-37.85
CZECH REPUBLIC	24,622	7,723	-68.63	138,925	114,833	-17.34
REP. OF MACEDONIA	0	4,459	-	0	16,753	-
RUSSIA FEDERATION	854,348	238,585	-72.07	1,881,167	764,987	-59.33
BIJI TEMBAGA	308,211,617	295,489,167	-4.13	628,384,308	412,221,266	-34.40
JAPAN	147,559,376	169,567,576	14.91	302,345,041	227,275,584	-24.83
KOREA, REPUBLIC OF	46,357,285	30,125,606	-35.01	93,096,078	49,073,209	-47.29
CHINA	368,207	9,175,000	2,391.80	22,080	14,198,100	64,202.99
SINGAPORE	0	10,720,986	-	0	12,290,993	-
PHILIPPINES	29,637,720	30,000,000	1.22	63,035,195	43,293,348	-31.32
SPAIN	84,289,029	45,899,999	-45.54	169,885,914	66,090,032	-61.10
BIJI NIKEL	1,901,996,530	875,133,673	-53.99	79,393,120	29,650,810	-62.65
JAPAN	165,670,000	240,517,200	45.18	14,041,358	12,069,246	-14.05
HONG KONG	20,000	0	-100.00	600	0	-100.00
CHINA	1,292,265,713	503,296,473	-61.05	41,933,336	12,095,014	-71.16
MALAYSIA	50,000,000	0	-100.00	875,000	0	-100.00
AUSTRALIA	123,183,817	0	-100.00	5,046,031	0	-100.00
UNITED KINGDOM	12,450,000	50,050,000	302.01	694,087	2,142,122	208.62
SWITZERLAND	192,507,000	0	-100.00	12,159,988	0	-100.00
UKRAINE	65,900,000	81,270,000	23.32	4,642,720	3,344,428	-27.96
BAUKSIT	1,966,232,060	1,407,064,663	-28.44	16,839,908	21,415,835	27.17
JAPAN	48,666,060	25,000,000	-48.63	894,110	459,278	-48.63
TAIWAN	0	33,000,000	-	0	430,501	-
CHINA	1,917,566,000	1,349,064,663	-29.65	15,945,798	20,526,056	28.72
BIJI TIMAH/TIN	2,000	700	-65.00	588	170	-71.09

TABEL 5. PERKEMBANGAN EKSPOR INDONESIA MENURUT KOMODITI DAN NEGARA TUJUAN

JENIS BARANG	BERAT BERSIH (KG)		PERUB	NILAI FOB (US \$)		PERUB
	JAN-FEB 2008	JAN-FEB 2009	%	JAN-FEB 2008	JAN-FEB 2009	%
(1)	(2)	(3)	(4)	(5)	(6)	(7)
HONG KONG	0	700	-	0	170	-
MALAYSIA	2,000	0	-100.00	588	0	-100.00
BATU BARA	30,168,484,006	19,354,886,748	-35.84	1,161,985,138	1,261,159,773	8.53
JAPAN	5,607,183,831	3,792,228,241	-32.37	226,842,927	288,887,462	27.35
HONG KONG	1,576,522,002	1,428,199,747	-9.41	53,328,890	92,932,599	74.26
KOREA, REPUBLIC OF	3,946,003,533	1,923,530,196	-51.25	158,065,484	113,968,396	-27.90
TAIWAN	3,752,383,868	1,380,521,680	-63.21	147,622,545	122,304,953	-17.15
CHINA	1,915,300,897	823,125,900	-57.02	70,277,551	53,637,460	-23.68
THAILAND	2,688,924,295	853,479,153	-68.26	82,694,644	42,969,731	-48.04
SINGAPORE	18,601,627	8,633,954	-53.58	639,285	235,704	-63.13
PHILIPPINES	861,307,609	684,570,200	-20.52	35,053,985	50,056,452	42.80
MALAYSIA	1,176,355,479	708,287,100	-39.79	47,131,154	46,543,037	-1.25
CAMBODIA	7,632,895	0	-100.00	366,379	0	-100.00
VIET NAM	96,187,000	42,732,000	-55.57	3,439,815	2,939,163	-14.55
INDIA	3,857,926,760	4,220,204,428	9.39	148,031,870	227,482,551	53.67
PAKISTAN	448,412,544	53,876,000	-87.99	21,373,623	3,310,766	-84.51
SRI LANKA	25,240,680	20,572,169	-18.50	1,060,109	1,203,472	13.52
UNITED ARAB EMIRATES	2	12,972	648,500.00	6	14,154	235,800.00
AUSTRALIA	1	4	300.00	1	8	700.00
NEW ZEALAND	61,409,000	61,165,000	-0.40	1,283,447	2,977,856	132.02
AMERICAN SAMOA	71,859,000	0	-100.00	2,196,011	0	-100.00
UNITED STATES	578,420,893	547,220,000	-5.39	17,838,319	31,191,907	74.86
MEXICO	0	63,123,000	-	0	5,207,648	-
CHILE	73,024,000	146,480,000	100.59	2,504,723	14,449,831	476.90
COSTA RICA	64,704,000	0	-100.00	2,075,057	0	-100.00
UNITED KINGDOM	522,430,000	281,714,000	-46.08	17,127,447	19,128,188	11.68
NETHERLANDS	528,590,090	563,729,004	6.65	18,385,416	34,418,543	87.21
GERMANY, FED. REP. OF	30,000,000	0	-100.00	1,020,000	0	-100.00
BELGIUM	77,010,000	0	-100.00	3,253,672	0	-100.00
SWITZERLAND	359,500,000	54,593,000	-84.81	12,285,882	3,319,253	-72.98
IRELAND	157,506,000	0	-100.00	5,402,455	0	-100.00
ITALY	903,107,000	702,360,000	-22.23	58,448,092	48,739,647	-16.61
SPAIN	423,289,000	610,610,000	44.25	12,999,162	36,572,067	181.34
GREECE	0	31,501,000	-	0	1,197,038	-
CROATIA	0	135,566,000	-	0	4,948,836	-
SLOVENIA	313,052,000	216,852,000	-30.73	10,226,387	12,523,051	22.46
REP. OF MACEDONIA	26,600,000	0	-100.00	1,010,800	0	-100.00
GRANIT	752,595,235	801,423,390	6.49	7,152,213	7,648,044	6.93
JAPAN	0	66,635	-	0	12,268	-
SINGAPORE	752,584,092	801,255,231	6.47	7,147,356	7,574,337	5.97
MALAYSIA	0	20,020	-	0	3,946	-
AUSTRALIA	0	25,759	-	0	8,253	-
UNITED STATES	3,107	48,267	1,453.49	396	39,226	9,805.56
FRANCE	1,325	0	-100.00	1,092	0	-100.00
GERMANY, FED. REP. OF	6,711	0	-100.00	3,369	0	-100.00
SPAIN	0	3,142	-	0	6,889	-
POLAND	0	4,336	-	0	3,125	-
PASIR ALAM	13,762	22,745	65.27	54,372	2,487	-95.43
JAPAN	0	1	-	0	1	-
THAILAND	8,162	0	-100.00	3,216	0	-100.00
PHILIPPINES	0	22,000	-	0	2,442	-
GERMANY, FED. REP. OF	5,600	0	-100.00	51,156	0	-100.00
DENMARK	0	400	-	0	4	-
RUSSIA FEDERATION	0	344	-	0	40	-
HASIL TAMBANG LAIN	1,962,423,775	1,382,964,088	-29.53	51,914,307	29,501,499	-43.17
JAPAN	3,192,985	2,694,276	-15.62	363,826	446,637	22.76
HONG KONG	1,284,092	500,000	-61.06	432,112	74,935	-82.66
KOREA, REPUBLIC OF	67,807,888	8,055,153	-88.12	2,179,194	695,711	-68.07
TAIWAN	2,786,173	3,465,048	24.37	469,124	390,831	-16.69
CHINA	1,324,170,444	865,876,563	-34.61	35,619,606	21,345,130	-40.07
THAILAND	1,708,878	331,204	-80.62	186,610	29,175	-84.37
SINGAPORE	386,018,886	447,331,614	15.88	4,446,591	4,441,538	-0.11
PHILIPPINES	137,120	131,993	-3.74	20,424	48,415	137.05
MALAYSIA	2,954,190	1,591,994	-46.11	758,700	269,224	-64.52
MYANMAR (FORM. BURMA)	32,000	42,000	31.25	4,544	5,230	15.10
CAMBODIA	871,335	154,600	-82.26	63,421	11,180	-82.37
BRUNEI DARUSSALAM	55,952	0	-100.00	45,425	0	-100.00
VIET NAM	1,120,716	1,058,848	-5.52	143,854	156,794	9.00
MALDIVES	27,775	150,325	441.22	72,054	58,483	-18.83
INDIA	9,267,076	7,735,526	-16.53	1,899,317	240,080	-87.36
PAKISTAN	496	0	-100.00	1,736	0	-100.00
BANGLADESH	22,276,040	1,526,789	-93.15	501,169	118,987	-76.26
SRI LANKA	0	74,750	-	0	7,920	-
IRAN (ISLAMIC REPUBLIC OF)	0	100,000	-	0	30,000	-

TABEL 5. PERKEMBANGAN EKSPOR INDONESIA MENURUT KOMODITI DAN NEGARA TUJUAN

JENIS BARANG	BERAT BERSIH (KG)		PERUB	NILAI FOB (US \$)		PERUB
	JAN-FEB 2008	JAN-FEB 2009	%	JAN-FEB 2008	JAN-FEB 2009	%
(1)	(2)	(3)	(4)	(5)	(6)	(7)
SAUDI ARABIA	10,199	66,000	547.12	2,916	6,600	126.34
KUWAIT	15,426	20,000	29.65	3,675	5,500	49.66
UNITED ARAB EMIRATES	83,350,000	38,837,720	-53.40	1,265,225	459,534	-63.68
CYPRUS	0	5,776	-	0	1,557	-
KENYA	115,000	0	-100.00	24,725	0	-100.00
REUNION	0	585	-	0	333	-
NIGERIA	0	165	-	0	308	-
DJIBOUTI	273,000	0	-100.00	37,674	0	-100.00
SOUTH AFRICA	79,772	44,850	-43.78	13,351	3,265	-75.54
MAURITIUS	240,000	0	-100.00	96,000	0	-100.00
AUSTRALIA	52,824	2,725,558	5,059.70	34,024	352,760	936.80
NEW ZEALAND	467	0	-100.00	543	0	-100.00
NEW CALEDONIA	263	742	182.13	453	644	42.16
FIJI	0	1,200	-	0	675	-
SOLOMON ISLANDS	77	0	-100.00	206	0	-100.00
EAST TIMOR	55,800	211,200	278.49	30,393	125,820	313.98
UNITED STATES	42,353	108,202	155.48	17,893	93,515	422.63
BRAZIL	374	17,498	4,578.61	2,131	7,973	274.14
NETHERLANDS	37,329	30,773	-17.56	24,019	21,666	-9.80
FRANCE	14,937	22,962	53.73	9,028	12,157	34.66
GERMANY, FED. REP. OF	28,284	21,354	-24.50	11,879	4,765	-59.89
AUSTRIA	278	51	-81.65	397	126	-68.26
BELGIUM	1,171	2,901	147.74	2,219,578	16,880	-99.24
SWITZERLAND	54,337,000	0	-100.00	869,392	0	-100.00
DENMARK	0	2,400	-	0	24	-
NORWAY	19,636	19,938	1.54	9,450	12,540	32.70
ITALY	31,528	0	-100.00	27,779	0	-100.00
SPAIN	1,255	75	-94.02	1,898	516	-72.81
POLAND	4,756	2,827	-40.56	3,971	3,489	-12.14
SLOVENIA	0	284	-	0	542	-
RUSSIA FEDERATION	0	344	-	0	40	-
BARANG-BARANG SENI	477,692	285,208	-40.29	1,448,628	1,746,782	20.58
JAPAN	31,962	20,394	-36.19	94,366	71,020	-24.74
HONG KONG	3,430	603	-82.42	14,325	10,207	-28.75
KOREA, REPUBLIC OF	1,088	173	-84.10	30,791	2,844	-90.76
TAIWAN	431	1,394	223.43	1,028	3,840	273.54
CHINA	522	62	-88.12	1,449	804	-44.51
MACAU	384	0	-100.00	28,140	0	-100.00
PAPUA NEW GUINEA	0	157	-	0	142	-
THAILAND	360	71	-80.28	2,560	182	-92.89
SINGAPORE	13,777	11,186	-18.81	215,529	848,731	293.79
PHILIPPINES	560	992	77.14	10,984	1,327	-87.92
MALAYSIA	9,403	12,144	29.15	26,862	24,457	-8.95
CAMBODIA	191	0	-100.00	132	0	-100.00
BRUNEI DARUSSALAM	104	0	-100.00	23	0	-100.00
MALDIVES	0	33	-	0	390	-
INDIA	98	1,549	1,480.61	602	2,481	312.13
IRAN (ISLAMIC REPUBLIC OF)	184	815	342.93	1,397	2,247	60.84
SAUDI ARABIA	29,629	2,167	-92.69	20,691	6,239	-69.85
ISRAEL	11	0	-100.00	5	0	-100.00
LEBANON	20	0	-100.00	238	0	-100.00
OMAN	0	77	-	0	510	-
TURKEY	28,231	15,772	-44.13	29,890	37,430	25.23
UNITED ARAB EMIRATES	2,255	358	-84.12	17,836	1,442	-91.92
BAHRAIN	36	0	-100.00	51	0	-100.00
CYPRUS	25	0	-100.00	658	0	-100.00
EGYPT	0	1,270	-	0	23,042	-
MOROCCO	0	236	-	0	494	-
TUNISIA	0	502	-	0	6,117	-
NAMIBIA	11	0	-100.00	100	0	-100.00
MADAGASCAR	0	100	-	0	132	-
REUNION	2,879	4,020	39.63	4,485	6,669	48.70
MOZAMBIQUE	0	3,500	-	0	9,525	-
NIGERIA	0	3	-	0	18	-
GABON	0	560	-	0	1,149	-
SENEGAL	22,316	0	-100.00	20,000	0	-100.00
SOUTH AFRICA	4,162	1,378	-66.89	4,860	2,652	-45.43
MAURITIUS	1,069	535	-49.95	2,021	7,292	260.81
AUSTRALIA	42,089	13,276	-68.46	72,828	21,827	-70.03
NEW ZEALAND	2,495	654	-73.79	4,968	1,306	-73.71
GUAM	681	153	-77.53	1,235	125	-89.88
NEW CALEDONIA	1,342	1,618	20.57	2,912	2,428	-16.62
VANUATU	180	20	-88.89	450	32	-92.89
SOLOMON ISLANDS	3,115	0	-100.00	8,307	0	-100.00
EAST TIMOR	0	187	-	0	210	-
UNITED STATES	84,885	30,197	-64.43	285,864	155,499	-45.60
CANADA	4,325	5,545	28.21	13,775	16,103	16.90

TABEL 5. PERKEMBANGAN EKSPOR INDONESIA MENURUT KOMODITI DAN NEGARA TUJUAN

JENIS BARANG	BERAT BERSIH (KG)		PERUB	NILAI FOB (US \$)		PERUB
	JAN-FEB 2008	JAN-FEB 2009	%	JAN-FEB 2008	JAN-FEB 2009	%
(1)	(2)	(3)	(4)	(5)	(6)	(7)
MEXICO	2,215	183	-91.74	1,125	346	-69.24
NICARAGUA	249	0	-100.00	303	0	-100.00
CHILE	9	0	-100.00	21	0	-100.00
BRAZIL	74	30	-59.46	423	53	-87.47
COLOMBIA	0	2,080	-	0	3,057	-
PERU	0	1,209	-	0	563	-
JAMAICA	34	0	-100.00	50	0	-100.00
PUERTO RICO	1,850	0	-100.00	1,710	0	-100.00
DOMINICAN REPUBLIC	436	72	-83.49	628	139	-77.87
COSTA RICA	0	5	-	0	22	-
HAITI	0	2,341	-	0	4,469	-
CAYMAN ISLANDS	272	0	-100.00	71	0	-100.00
FRENCH POLYNESIA	3,518	880	-74.99	4,438	3,257	-26.61
GRENADA	133	0	-100.00	893	0	-100.00
MARTINIQUE	1	784	78,300.00	1	1,156	115,500.00
NETHERLANDS ANTILLES	333	135	-59.46	1,015	1,360	33.99
GUADELOUPE	795	110	-86.16	1,228	214	-82.57
UNITED KINGDOM	4,667	3,386	-27.45	21,619	22,321	3.25
NETHERLANDS	28,795	33,919	17.79	89,328	87,142	-2.45
FRANCE	43,917	26,493	-39.67	173,494	100,144	-42.28
GERMANY, FED. REP. OF	4,044	11,813	192.11	10,783	48,478	349.58
AUSTRIA	40	569	1,322.50	452	1,691	274.12
BELGIUM	14,942	9,823	-34.26	32,620	17,710	-45.71
SWITZERLAND	232	832	258.62	376	3,334	786.70
DENMARK	631	1,930	205.86	1,476	7,799	428.39
NORWAY	89	18	-79.78	160	1,739	986.88
SWEDEN	0	16	-	0	28	-
FINLAND	10	92	820.00	28	4	-85.71
IRELAND	326	0	-100.00	825	0	-100.00
ITALY	33,469	30,208	-9.74	113,567	81,198	-28.50
SPAIN	38,513	19,484	-49.41	59,025	79,933	35.42
PORTUGAL	968	2,861	195.56	1,516	1,667	9.96
GREECE	1,384	1,267	-8.45	3,584	1,441	-59.79
HUNGARY	1,526	851	-44.23	3,654	2,635	-27.89
POLAND	0	1	-	0	2	-
UKRAINE	0	1,178	-	0	1,740	-
LITHUANIA	0	162	-	0	451	-
CROATIA	1,501	400	-73.35	504	3,122	519.44
MALTA	128	10	-92.19	1,486	130	-91.25
RUSSIA FEDERATION	341	365	7.04	2,863	524	-81.70
LAINNYA	572	226	-60.49	872	677	-22.36
CHINA	272	226	-16.91	272	677	148.90
SINGAPORE	300	0	-100.00	600	0	-100.00
TOTAL EKSPOR	55,511,801,642	38,843,642,520	-30.03	21,737,124,069	14,414,428,919	-33.69