

Buletin Statistik Perdagangan Luar Negeri
Foreign Trade Statistical Bulletin

EKSPOR /EXPORTS

ISSN : 0126 - 5775

No. Publikasi / *Publication Number* : 05410.0610

Katalog BPS / *BPS Catalogue*: 8101.

Ukuran Buku / *Book Size* : 21 Cm X 28 Cm

Jumlah Halaman / *Total Pages* : 130 Halaman / *Pages*

Naskah / *Manuscript* :

Bagian Statistik Ekspor

Export Statistics Division

Gambar Kulit / *Cover Design* :

Bagian Statistik Ekspor

Export Statistics Division

Diterbitkan oleh / *Published by* :

Badan Pusat Statistik, Jakarta - Indonesia

CBS, Indonesia

Dicetak oleh / *Printed by* :

CV Nario Sari

Boleh dikutip dengan menyebut sumbernya

May be cited with reference to the source

KATA PENGANTAR

Buletin Statistik Perdagangan Luar Negeri Ekspor yang diterbitkan secara bulanan memuat data ekspor menurut sektor, Perkembangan ekspor komoditi pertanian, Perkembangan ekspor komoditi industri, Perkembangan ekspor komoditi pertambangan dan Perkembangan ekspor Indonesia menurut komoditi dan negara tujuan secara kumulatif dari Januari sampai bulan berjalan.

Buletin ini juga menyajikan ulasan singkat tentang perbandingan, pertumbuhan dan peranan serta data pokok yang cukup menonjol atau yang mengalami perubahan yang signifikan. Diharapkan dengan adanya informasi semacam ini, para pengguna data ekspor dapat melihat dan mengikuti perkembangan ekspor secara garis besar.

Kepada para pengguna data, saran dan kritik yang bersifat konstruktif demi penyempurnaan publikasi ini, sangat diharapkan. Dengan demikian usaha BPS untuk meningkatkan pelayanan dan pemasyarakatan statistik (khususnya data Statistik Ekspor) dapat dilaksanakan secara baik dan berkesinambungan.

Jakarta, Agustus 2006

BADAN PUSAT STATISTIK

KEPALA,

DR. Rusman Heriawan, SE, MSi

NIP. 340003999

ISI / CONTENT

Halaman / Page

Kata Pengantar / <i>Preface</i>	iii
Isi / <i>Content</i>	iv
Ringkasan / <i>Highlight</i>	v - xiv

Jilid / Volume

Tabel 1. Ringkasan Perkembangan Ekspor Indonesia	1
Tabel 2. Perkembangan Ekspor Komoditi Pertanian	1
Tabel 3. Perkembangan Ekspor Komoditi Industri	2
Tabel 4. Perkembangan Ekspor Komoditi Pertambangan	4
Tabel 5. Perkembangan Ekspor Indonesia Menurut Komoditi dan Negara Tujuan	5

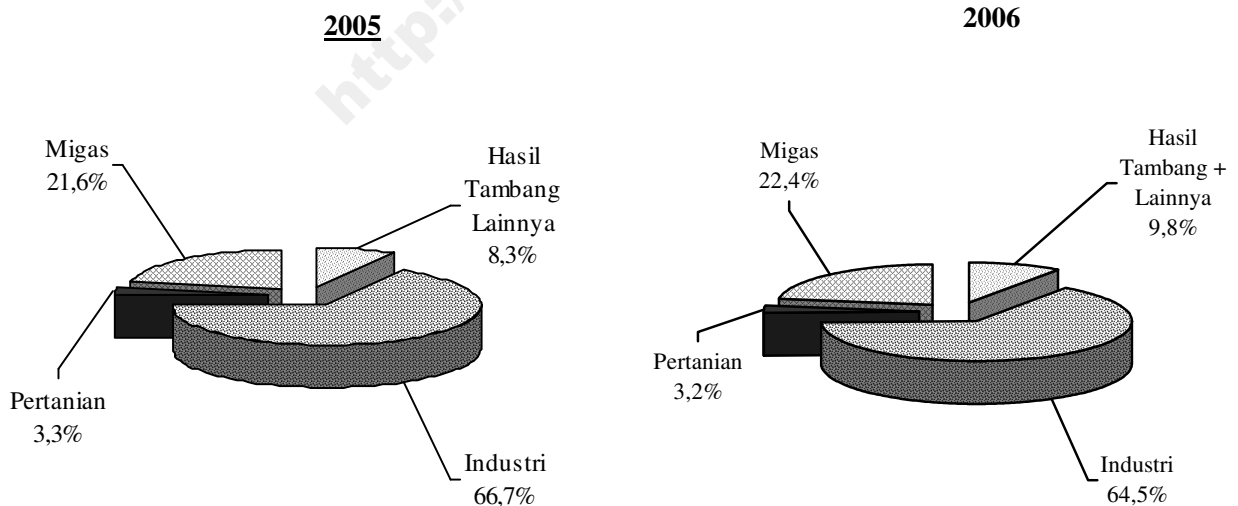
RINGKASAN

Ekspor Indonesia pada periode Januari - Mei 2006 mencapai nilai US\$ 38 463,0 juta dengan volume 125 218,0 ribu ton, yang terdiri dari US\$ 8 630,8 juta hasil ekspor minyak dan gas bumi dan US\$ 29 832,2 juta hasil ekspor komoditi non migas.

Dibandingkan periode yang sama tahun 2005, nilai ekspor naik US\$ 4 608,5 juta, karena adanya kenaikan ekspor non migas senilai US\$ 3 291,6 juta, demikian juga dari kelompok migas mengalami

kenaikan sebesar US\$ 1 316,9 juta atau naik 18,00 persen dibanding periode yang sama tahun sebelumnya. Walaupun demikian, diperlihatkan bahwa penerimaan dari sektor migas masih bisa diharapkan, karena perkembangan harga di pasaran internasional menunjukkan peningkatan. Bulan Mei 2006 harga minyak mentah Indonesia US\$ 70,01 per barelnya, naik sebesar US\$ 21,28 per barel dibandingkan bulan Mei 2005.

Grafik 1 : PERBANDINGAN NILAI EKSPOR INDONESIA PADA JANUARI-MEI 2005 & 2006

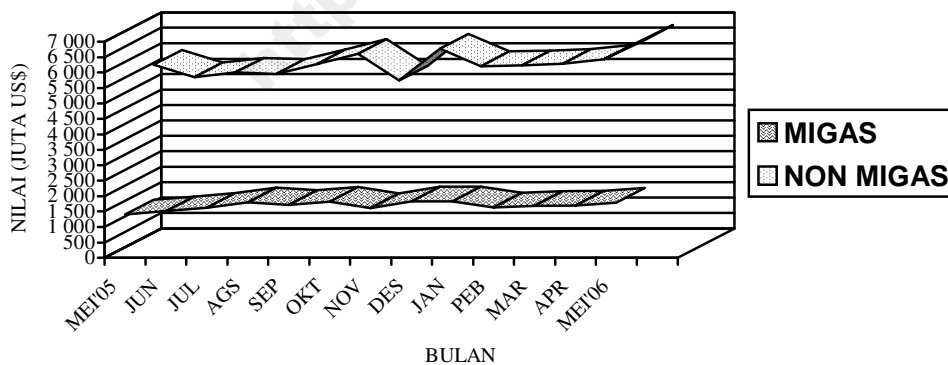


Pada Grafik 1 ditampilkan perbandingan nilai ekspor selama Periode Januari - Mei 2005 dan 2006. Sedangkan trend perkembangannya dari bulan Mei 2005 sampai dengan Mei 2006 disajikan pada Grafik 2, 3, dan 4. Nilai ekspor kelompok migas pada Januari - Mei 2005 senilai US\$ 7 313,9 juta yang terdiri dari minyak mentah, hasil minyak dan gas masing-masing senilai US\$ 3 124,5 juta, US\$ 705,9 juta, dan US\$ 3 483,6 juta. Sedangkan pada Januari - Mei 2006 nilai untuk kelompok

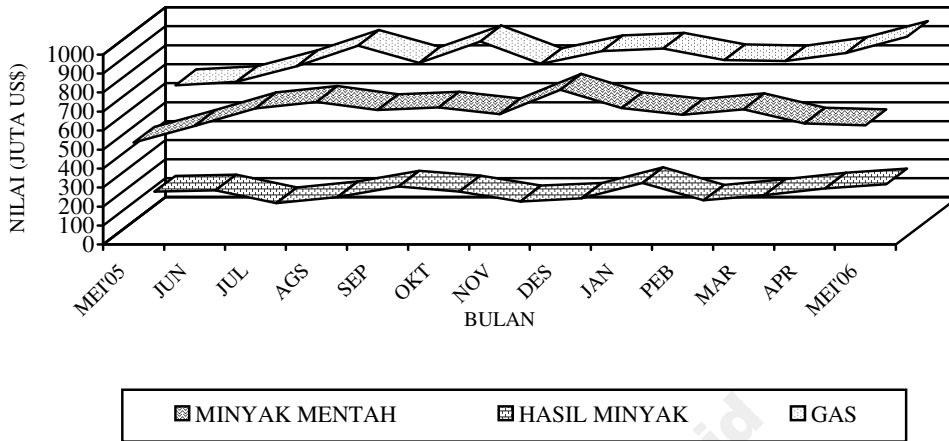
migas masing-masing sebesar US\$ 3 377,7 juta, US\$ 1 016,7 juta dan US\$ 4 236,4 juta.

Nilai ekspor untuk kelompok non migas yang terdiri dari hasil pertanian, industri serta hasil tambang dan lainnya pada bulan Januari - Mei 2005 masing-masing US\$ 1 132,4 juta, US\$ 22 575,4 juta, dan US\$ 2 832,9 juta. Sementara itu pada periode Januari - Mei 2006 masing-masing mencapai US\$ 1 244,8 juta, US\$ 24 818,9 juta, dan US\$ 3 768,5 juta.

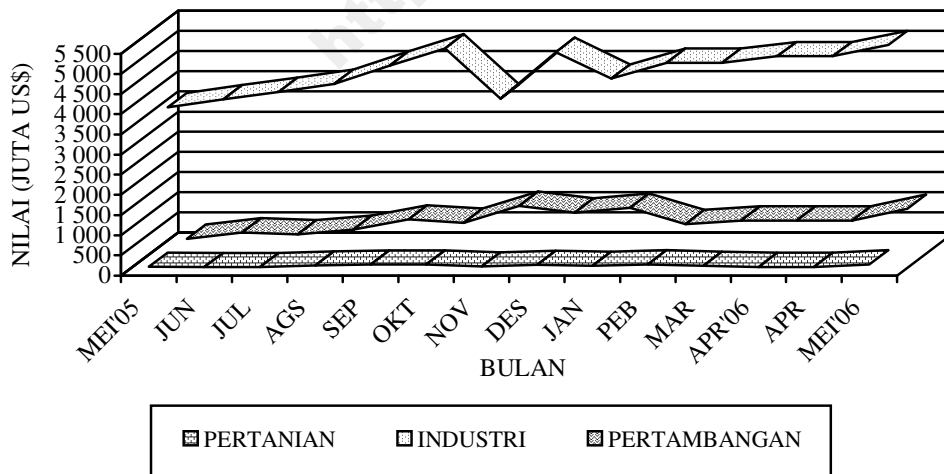
Grafik 2 : PERKEMBANGAN NILAI EKSPOR MIGAS DAN NON MIGAS SELAMA MEI 2005 SAMPAI DENGAN MEI 2006



**Grafik 3 : PERKEMBANGAN NILAI EKSPOR KOMODITI MIGAS
SELAMA MEI 2005 SAMPAI DENGAN MEI 2006**



**Grafik 4 : PERKEMBANGAN NILAI EKSPOR KOMODITI NON MIGAS
SELAMA MEI 2005 SAMPAI DENGAN MEI 2006**



**Tabel A. RINGKASAN EKSPOR NON MIGAS INDONESIA
(JUTA US\$)**

Tahun dan Bulan	Hasil sektor pertanian ²⁾	Hasil sektor industri	Hasil sektor tambang	Total
[1]	[2]	[3]	[4]	[6]
2004				
Mei	215,6	3 813,6	202,7	4 231,9
Juni	210,1	4 015,7	353,0	4 578,8
Juli	207,0	4 195,4	311,1	4 713,5
Agustus	248,2	4 392,7	424,6	5 065,5
September	230,7	4 956,0	579,6	5 766,3
Oktober	263,2	5 214,3	500,5	5 978,0
November	208,6	3 955,2	564,0	4 727,8
Desember	237,5	4 317,0	731,6	5 286,1
2005				
Januari	209,6	4 258,4	439,7	4 907,7
Mei	232,4	4 359,6	447,6	5 039,6
Mei	233,0	4 633,1	723,9	5 590,0
Mei	238,5	4 481,5	501,6	5 221,6
Mei	218,9	4 842,9	719,9	5 781,7
Juni	218,8	4 534,1	624,5	5 377,4
Juli	289,7	4 572,5	667,1	5 529,3
Agustus	214,3	4 563,4	699,3	5 477,0
September	273,7	4 852,8	675,6	5 802,1
Oktober	267,3	5 273,5	590,9	6 131,7
November	221,4	4 034,4	1 016,0	5 271,8
Desember	262,7	5 187,5	848,4	6 298,6
2006				
Januari	237,4	4 527,8	968,6	5 733,8
Pebruari	279,1	4 920,0	561,2	5 760,3
Maret	240,9	4 922,2	645,3	5 808,4
April	212,5	5 085,0	651,8	5 949,3
Mei	274,9	5 363,9	941,6	6,580,4

Dipandang dari negara tujuan ekspor (Tabel B), pada bulan Mei 2006 kelompok migas yang ditujukan ke kawasan Singapura dan Jepang, sebesar masing-masing US\$ 95,9 juta, dan US\$ 861,2 juta memperlihatkan peningkatan dibanding tahun 2005. Negara yang memperlihatkan peningkatan ekspor kelompok migas lainnya, adalah adalah China dengan persentase peningkatan sebesar 133,7 persen, Muangthai dengan

persentase peningkatan sebesar 576,8 persen, Malaysia dengan persentase peningkatan sebesar 467,3 persen serta Amerika Serikat dengan persentase peningkatan 65,5 persen. Dari Tabel B juga terlihat bahwa ekspor komoditi migas pada bulan Mei 2006 menunjukkan peningkatan pesat ke China hingga mencapai US\$ 135,5 juta.

Tabel B : Perkembangan Ekspor Migas & Non Migas Indonesia Menurut Negara Tujuan, Mei 2005 & Mei 2006 (Juta US\$)

Kawasan Negara Ekspor	Migas			Non Migas		
	Mei 2005	Mei 2006	Perubahan (%)	Mei 2005	Mei 2006	Perubahan (%)
• Asia Timur	1 224,0	1 510,4	23,4	1 769,2	1 993,5	12,7
- Jepang	659,1	861,2	30,7	732,8	934,4	27,5
- China	101,4	236,9	133,7	400,9	429,6	7,2
• Asia Selatan & Tenggara	101,5	223,3	120,1	1 644,8	1 849,4	12,4
- Muangthai	6,2	42,1	576,8	185,9	199,7	7,4
- Singapura	81,2	95,9	18,1	586,8	670,3	14,2
- Philipina	1,9	1,8	-4,5	132,2	111,3	-15,8
- Malaysia	9,0	50,9	467,3	286,4	320,9	12,0
• Asia Barat	-	-	-	248,3	336,8	35,7
• Afrika	0,0	0,1	-	160,4	145,2	-9,5
• Australia & Oseania	65,7	34,9	-46,8	102,0	153,9	50,9
• Amerika Utara	12,4	20,6	65,5	786,0	900,6	14,6
- Amerika Serikat	12,4	20,6	65,5	751,1	859,6	14,4
• Amerika Tengah & Selatan	0,0	0,0	-	116,3	138,6	19,2
• Erropa Barat	0,0	0,0	-	861,2	988,7	14,8
• Erropa Timur	0,0	0,0	-	93,6	73,6	-21,4
Total Ekspor	1 403,5	1 789,3	27,5	5 781,7	6 580,4	13,8

Pada kelompok non migas nilai ekspor mengalami peningkatan yakni sebesar US\$ 798,7 juta, kecuali ke beberapa negara seperti Philipina, kawasan Afrika, dan kawasan Eropa Timur yang mengalami penurunan ekspor, yaitu masing-masing sebesar US\$ 20,9 juta, US\$ 15,2 juta, dan US\$ 20,0 juta.

Pada tabel 1 disajikan ekspor menurut sektor. Disini terlihat bahwa perolehan devisa terbesar pada periode Januari - Mei 2006 berasal dari sektor industri dengan nilai US\$ 24 818,9 juta atau sekitar 64,5 persen dari total ekspor, sedangkan pada periode Januari - Mei 2005 juga berasal dari sektor industri dengan nilai US\$ 22 575,4 juta atau sekitar 66,7 persen dari total ekspor. Dibandingkan periode yang sama tahun sebelumnya, sektor industri mengalami peningkatan 9,94 persen.

Pada tabel 2 disajikan perkembangan ekspor komoditi hasil pertanian, selama periode Januari - Mei 2006, komoditi andalan sektor pertanian antara lain udang segar/beku dengan nilai US\$ 389,7 juta (31,3 persen); ikan dan lain-lain dengan nilai US\$ 208,8 juta (16,8 persen); biji coklat dengan nilai US\$ 187,2 juta (15,0 persen); kopi dengan nilai US\$ 185,5 juta (14,9 persen); rempah-rempah dengan nilai US\$ 67,2 juta (5,4 persen); buah-buahan

dengan nilai US\$ 43,1 juta (3,5 persen); hasil pertanian lainnya dengan nilai US\$ 37,0 juta (3,0 persen); tembakau dengan nilai US\$ 31,8 juta (2,6 persen); teh dengan nilai US\$ 21,0 juta (1,7 persen); bahan nabati lainnya dengan nilai US\$ 19,5 juta (1,6 persen).

Pada tabel 3 disajikan perkembangan ekspor komoditi hasil industri, selama periode Januari - Mei 2006, komoditi andalan sektor industri antara lain tekstil dengan nilai US\$ 3 698,2 juta (14,9 persen); alat listrik, ukur, fotografi, dll dengan nilai US\$ 2 927,2 juta (11,8 persen); barang dari logam tidak mulia dengan nilai US\$ 2 624,9 juta (10,6 persen); minyak nabati dengan nilai US\$ 2 213,2 juta (8,9 persen); karet alam olahan dengan nilai US\$ 2 123,9 juta (8,6 persen); kayu olahan dengan nilai US\$ 1 246,6 juta (5,0 persen); kertas dan barang dari kertas dengan nilai US\$ 1 147,7 juta (4,6 persen); bahan kimia dengan nilai US\$ 868,8 juta (3,5 persen); mebel dan bagian-bagiannya dengan nilai US\$ 809,5 juta (3,3 persen); makanan olahan dengan nilai US\$ 766,3 juta (3,1 persen).

Pada tabel 4 disajikan perkembangan ekspor komoditi hasil pertambangan, selama periode Januari - Mei 2006, komoditi andalan sektor pertambangan antara lain batu bara dengan nilai US\$ 2 326,7 juta

(61,8 persen) dan biji tembaga dengan nilai US\$ 1 292,2 juta (34,3 persen). Ekspor batu bara mengalami peningkatan 50,5 persen dibanding periode yang sama tahun sebelumnya, dan biji tembaga mengalami peningkatan 10,0 persen dibanding periode yang sama tahun sebelumnya.

Perkembangan ekspor Indonesia menurut komoditi dan negara tujuan yang disajikan pada Tabel 5, memperlihatkan bahwa ekspor selama ini lebih banyak bertumpu pada 15 komoditi utama, (ringkasan disajikan pada Tabel C yang diurut menurut nilai ekspor). Lima belas komoditi tersebut pada periode Januari - Mei 2006 menyumbang sekitar 58,3 persen dari ekspor non migas.

Batu bara mempunyai nilai US\$ 2 326,7 juta, naik US\$ 780,7 juta dari tahun lalu, komoditi ini menyumbang sekitar 7,8 persen ekspor non migas nasional pada periode Januari - Mei 2006.

Nilai ekspor pakaian jadi selama periode Januari - Mei 2006 naik US\$ 174,7 juta menjadi US\$ 2 117,7 juta.

Pada periode Januari - Mei 2006 nilai ekspor alat listrik US\$ 1 740,8 juta, yang naik dibanding tahun lalu sebesar US\$ 50,8 juta atau naik sekitar 3,0 persen.

Komoditi minyak kelapa sawit diekspor dengan nilai US\$ 1 767,2 juta atau

5,9 persen, crumb rubber diekspor dengan nilai US\$ 1 401,8 juta atau sekitar 4,7 persen dari perolehan devisa non migas.

Selama periode Januari - Mei 2006, biji tembaga nilai ekspornya mencapai US\$ 1 292,2 juta, sedangkan tahun sebelumnya senilai US\$ 1 174,8 juta, atau terjadi peningkatan sekitar US\$ 117,4 juta (10,0 persen). Audio visual nilai ekspornya turun US\$ 178,7 juta (14,9 persen) menjadi US\$ 1 023,1 juta.

Perolehan devisa dari kertas dan barang dari kertas pada periode Januari - Mei 2006 diekspor dengan nilai US\$ 1 147,7 juta atau sekitar 3,8 persen dari kelompok non migas. Tembaga, pada periode Januari - Mei 2006 diekspor dengan nilai US\$ 765,3 juta, sedangkan tahun sebelumnya US\$ 476,4 juta.

Besi / baja nilai ekspornya naik US\$ 145,2 juta menjadi US\$ 707,7 juta. Sedangkan nilai ekspor damar tiruan, bahan plastik dalam periode Januari - Mei 2006 naik 8,7 persen menjadi US\$ 686,6 juta.

Alas kaki (kulit, karet dan kanvas) nilai ekspornya naik US\$ 90,7 juta menjadi US\$ 678,8 juta, komputer dan bagiannya, nilai ekspornya turun US\$ 21,3 juta menjadi US\$ 615,3 juta. Kayu olahan lain nilai ekspornya turun US\$ 24,9 juta menjadi US\$

579,7 juta. Kain tenun nilai eksportnya turun US\$ 23,8 juta menjadi US\$ 535,5 juta.

**Tabel C : Ekspor Utama Barang Bukan Migas
Periode Januari - Mei, 2005 dan 2006**

HS	Nilai FOB (Juta US\$)		Perubahan		% Peran 2006 (Terhadap Non Migas)
	2005	2006	Absolut	Persen	
Batu bara	1 546,0	2 326,7	780,7	50,5	7,8
Pakaian jadi	1 943,0	2 117,7	174,7	9,0	7,1
Minyak kelapa sawit	1 404,5	1 767,2	362,7	25,8	5,9
Alat listrik	1 690,0	1 740,8	50,8	3,0	5,8
Crumb rubber	780,8	1 401,8	621,0	79,5	4,7
Biji tembaga	1 174,8	1 292,2	117,4	10,0	4,3
Kertas dan barang dari kertas	986,1	1 147,7	161,6	16,4	3,8
Audio visual	1 201,8	1 023,1	-178,7	-14,9	3,4
Tembaga	476,4	765,3	288,9	60,6	2,6
Besi / baja	562,5	707,7	145,2	25,8	2,4
Damar tiruan, bahan plastik	631,8	686,6	54,8	8,7	2,3
Alas kaki (kulit, karet dan kanvas)	588,1	678,8	90,7	15,4	2,3
Komputer dan bagiannya	636,6	615,3	-21,3	-3,3	2,1
Kayu olahan lain	604,6	579,7	-24,9	-4,1	1,9
Kain tenun	559,3	535,5	-23,8	-4,3	1,8
Total Komoditi Utama	14 786,3	17 386,1	2 599,8	17,6	58,3

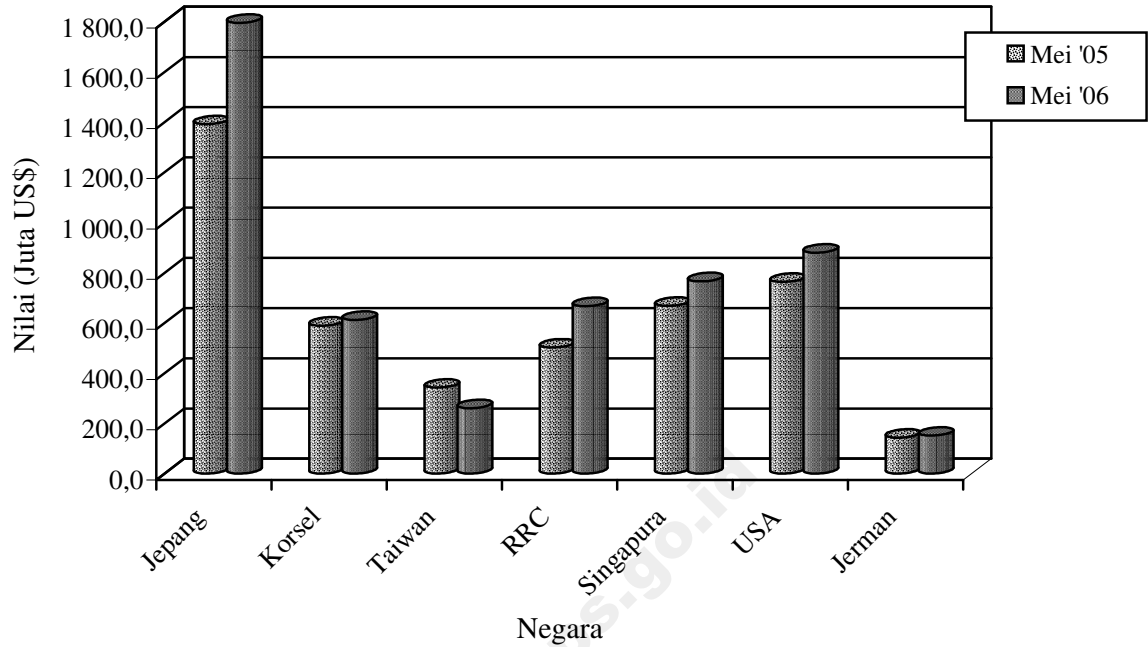
Nilai ekspor periode Januari - Mei 2006, menurut negara kelompok ekonomi, ke kelompok negara APEC adalah yang terbesar yaitu mencapai US\$ 29 242,4 juta, diantaranya 24,7 persen (US\$ 7 235,5 juta) ke ASEAN dan 16,0 persen (US\$ 4 692,05 juta) ke NAFTA, kemudian ke Uni Eropa sebesar 11,7 persen (US\$ 4 502,7 juta) dan ke Timur Tengah sebesar 3,4 persen (US\$ 1 305,6 juta). Ditinjau dari perkembangannya, nilai ekspor ke negara-negara APEC naik 14,4 persen dibanding keadaan tahun 2005 yang terdiri dari peningkatan ekspor menuju Korea Selatan sebesar 11,8 persen, menuju Jepang sebesar 17,4 persen, menuju ASEAN sebesar 14,7 persen, menuju NAFTA sebesar 11,3 persen.

Nilai ekspor periode Januari - Mei 2006, menuju tujuh negara tujuan utama

yaitu Jepang, Korea Selatan, Taiwan, RR China, Singapura, Amerika dan Jerman mencapai sebesar US\$ 23 939,5 juta atau sekitar 62,2 persen dari total ekspor. Dibandingkan periode tahun sebelumnya nilai ini naik US\$ 2 757,2 juta atau sekitar 13,0 persen.

Selain tujuh negara tujuan utama di atas, negara tujuan yang membeli produk nasional di atas US\$ 70 juta pada bulan Mei 2006 antara lain Hongkong, Malaysia dan Australia masing-masing dengan nilai US\$ 165,3 juta, US\$ 371,8 juta dan US\$ 152,4 juta. Sedangkan dari kawasan Eropa antara lain ke Belanda dan Inggris masing-masing dengan nilai US\$ 213,2 juta dan US\$ 118,5 juta.

Grafik 5: EKSPOR INDONESIA MENURUT NEGARA TUJUAN UTAMA BULAN MEI 2005 & 2006



Perbandingan nilai ekspor bulan Mei 2005 dan 2006 ke beberapa negara tertentu disajikan pada Grafik 5.

TABEL 1. RINGKASAN PERKEMBANGAN EKSPOR INDONESIA

JENIS BARANG	BERAT BERSIH (RIBU TON)		PERUB	NILAI FOB (JUTA US \$)		PERUB
	JAN-MEI 2005	JAN-MEI 2006	%	JAN-MEI 2005	JAN-MEI 2006	%
	(1)	(2)	(3)	(4)	(5)	(6)
Total Ekspor	101,500.1	125,218.0	23.37	33,854.5	38,463.0	13.61
MIGAS	21,779.7	19,552.2	-10.23	7,313.9	8,630.8	18.01
MINYAK MENTAH	9,030.0	7,347.7	-18.63	3,124.5	3,377.7	8.10
HASIL MINYAK	2,480.2	2,507.2	1.09	705.9	1,016.7	44.03
GAS ALAM	10,269.5	9,697.3	-5.57	3,483.6	4,236.4	21.61
NON MIGAS	79,720.4	105,665.9	32.55	26,540.6	29,832.2	12.40
HASIL PERTANIAN	870.9	1,164.9	33.75	1,132.4	1,244.8	9.93
HASIL INDUSTRI	20,742.3	22,824.2	10.04	22,575.4	24,818.9	9.94
HASIL TAMBANG	58,104.8	81,675.7	40.57	2,828.7	3,765.7	33.12
LAINNYA	2.3	1.1	-50.73	4.2	2.8	-32.45

TABEL 2. PERKEMBANGAN EKSPOR KOMODITI HASIL PERTANIAN

JENIS BARANG	BERAT BERSIH (RIBU TON)		PERUB	NILAI FOB (RIBU US \$)		PERUB
	JAN-MEI 2005	JAN-MEI 2006	%	JAN-MEI 2005	JAN-MEI 2006	%
	(1)	(2)	(3)	(4)	(5)	(6)
TOTAL PERTANIAN	870,946	1,164,874	33.75	1,132,351	1,244,844	9.93
KARET ALAM	2,016	2,849	41.31	2,392	4,018	67.97
KOPI	167,747	138,597	-17.38	180,495	185,531	2.79
KAYU BULAT	155	17	-89.10	79	13	-84.00
UDANG SEGAR/BEKU	51,629	60,681	17.53	336,139	389,678	15.93
TEH	20,868	18,593	-10.90	21,835	21,020	-3.73
REMPAH-REMPAH	40,160	45,692	11.42	61,753	67,164	8.76
-LADA HITAM	7,122	7,936	11.42	9,759	10,484	7.43
-LADA PUTIH	6,698	5,237	-21.82	14,883	11,070	-25.62
-KAYU MANIS DAN BUNGANYA	15,412	15,049	-2.36	8,412	9,055	7.65
-BIJI PALA & BUNGANYA DAN KAPULAGA	6,970	7,851	12.63	21,458	19,984	-6.87
-PANILI	42	54	28.23	1,518	1,039	-31.59
-LAINNYA	3,915	9,566	144.34	5,722	15,532	171.44
TEMBAKAU	14,649	13,798	-5.81	28,879	31,837	10.24
BIJI COKLAT	120,032	157,323	31.07	160,230	187,234	16.85
IKAN DAN LAIN-LAIN	197,436	283,337	-16.15	219,243	208,805	-4.76
-IKAN TONGKOL/TUNA	17,695	14,837	-16.15	52,692	44,861	-14.86
-UBUR-UBUR	1,714	675	-60.63	2,685	1,358	-49.42
-KEPITING KERANG-KERANGAN	19,404	20,376	5.01	60,738	60,459	-0.46
-BEKICOT	1,255	1,247	-0.65	1,855	2,180	17.49
-IKAN LAINNYA	157,368	246,202	56.45	101,272	99,946	-1.31
BIJI-BIJIAN	33,710	65,363	-60.69	9,915	14,580	47.05
-BIJI BUNGA	265	104	-60.69	1,103	981	-11.06
-BIJI KAPAS	581	330	-43.29	96	47	-50.98
-BIJI LAINNYA	32,863	64,929	97.57	8,716	13,552	55.48
BULU BEBEK	212	111	-47.73	177	104	-40.83
DAMEI DAN GETAH DAMEI	11,948	11,986	0.32	5,892	9,714	64.87
KOPAL DAN LAIN-LAIN	12,504	11,590	-7.31	7,075	9,043	27.82
SAYUR-SAYURAN	20,926	102,554	390.07	8,186	13,079	59.77
BUAH-BUAHAN	70,252	90,739	29.16	31,804	43,063	35.40
KULIT KERANG DAN LAIN-LAIN	2,333	2,497	7.04	899	1,226	36.41
TANAMAN OBAT	4,191	2,428	-42.07	2,955	2,280	-22.84

TABEL 2. PERKEMBANGAN EKSOR KOMODITI HASIL PERTANIAN

JENIS BARANG	BERAT BERSIH (RIBU TON)		PERUB	NILAI FOB (RIBU US \$)		PERUB
	JAN-MEI 2005	JAN-MEI 2006	%	JAN-MEI 2005	JAN-MEI 2006	%
(1)	(2)	(3)	(4)	(5)	(6)	(7)
BAHAN NABATI LAINNYA	34,750	45,238	39.05	15,041	19,487	29.56
-GANGGANG LAUT	23,004	31,988	39.05	12,237	16,184	32.25
-IJUK DAN SEBANGSANYA	7,762	7,989	2.93	1,118	1,235	10.43
-LAINNYA	3,984	5,262	32.06	1,686	2,068	22.67
HASIL PERTANIAN LAINNYA	65,428	111,480	-12.86	39,362	36,969	-6.08
-MUTIARA	0	0	-12.86	3,872	3,309	-14.55
-LAINNYA	65,428	111,480	70.39	35,490	33,660	-5.16

TABEL 3. PERKEMBANGAN EKSPOR KOMODITI HASIL INDUSTRI

JENIS BARANG	BERAT BERSIH (RIBU TON)		PERUB	NILAI FOB (RIBU US \$)		PERUB
	JAN-MEI 2005	JAN-MEI 2006	%	JAN-MEI 2005	JAN-MEI 2006	%
(1)	(2)	(3)	(4)	(5)	(6)	(7)
TOTAL INDUSTRI	20,742,329	22,824,152	10.04	22,575,428	24,818,853	9.94
KAYU OLAHAN	2,204,717	1,865,432	-15.39	1,392,486	1,246,554	-10.48
-KAYU LAPIS	1,084,333	859,294	-20.75	669,279	527,822	-21.14
-KAYU GERGAJIAN	160,744	176,135	9.57	118,564	138,995	17.23
-KAYU OLAHAN LAIN	959,639	830,003	-13.51	604,644	579,736	-4.12
BARANG DARI LOGAM TIDAK MULIA	941,609	1,286,892	36.67	2,127,317	2,624,934	23.39
-TIMAH	52,681	55,983	6.27	368,065	401,635	9.12
-ALUMINIUM	116,320	135,762	16.71	259,562	355,081	36.80
-NIKEL	41,098	34,465	-16.14	375,264	322,802	-13.98
-BESI/BAJA	578,635	911,699	57.56	562,472	707,706	25.82
-TEMBAGA	122,606	123,394	0.64	476,402	765,297	60.64
-SENG	1,829	2,098	14.72	2,194	3,181	45.01
-LOGAM TIDAK MULIA LAIN	28,440	23,491	-17.40	83,358	69,233	-16.95
TEKSTIL	702,252	762,130	8.53	3,440,880	3,698,226	7.48
-PAKAIAN JADI	141,851	149,735	5.56	1,943,015	2,117,675	8.99
-KAIN TENUN	121,457	114,293	-5.90	559,265	535,464	-4.26
-TEKSTIL LAINNYA	438,943	498,103	13.48	938,600	1,045,087	11.35
KARET ALAM OLAHAN	985,408	1,123,058	13.97	1,340,777	2,123,937	58.41
-BARANG DARI KARET	164,610	181,750	10.41	378,777	480,141	26.76
-SHEET	149,268	134,230	-10.07	175,943	238,101	35.33
-CRUMB RUBBER	667,128	804,877	20.65	780,786	1,401,774	79.53
-CREPE	4,403	2,201	-50.00	5,270	3,922	-25.58
MAKANAN TERNAK	976,620	1,098,069	12.44	57,486	68,688	19.48
-BUNGKIL KELAPA	148,163	144,633	-2.38	11,411	8,138	-28.69
-DEDAK/BEKATUL	152,276	143,108	-6.02	14,162	13,627	-3.78
-LAINNYA	676,181	810,328	19.84	31,913	46,923	47.04
MINYAK ATSIRI DAN LAINNYA	23,990	21,317	-11.14	85,913	84,145	-2.06
-MINYAK NILAM	1,034	1,199	15.95	17,503	18,815	7.50
-MINYAK ATSIRI LAINNYA	552	525	-4.81	9,908	6,922	-30.14
-WANGI-WANGIAN DARI MINYAK ATSIRI	22,404	19,593	-12.55	58,502	58,408	-0.16
ROTAN OLAHAN	7,394	9,796	32.48	5,520	8,580	55.43
MINYAK NABATI	4,664,274	5,688,604	21.96	1,833,289	2,213,196	20.72
-MINYAK KELAPA SAWIT	3,938,338	4,767,791	21.06	1,404,463	1,767,210	25.83
-MINYAK BIJI KELAPA SAWIT	377,750	512,329	35.63	221,130	248,733	12.48
-MINYAK NABATI LAIN	348,186	408,483	17.32	207,697	197,252	-5.03
ASAM BERLEMAK	263,439	306,188	16.23	142,967	146,407	2.41
-STEARIN	80,130	76,816	-4.14	39,169	36,711	-6.28

TABEL 3. PERKEMBANGAN EKSPOR KOMODITI HASIL INDUSTRI

JENIS BARANG	BERAT BERSIH (RIBU TON)		PERUB	NILAI FOB (RIBU US \$)		PERUB
	JAN-MEI 2005	JAN-MEI 2006	%	JAN-MEI 2005	JAN-MEI 2006	%
	(1)	(2)	(3)	(4)	(5)	(6)
-ASAM BERLEMAK LAIN	183,309	229,372	25.13	103,798	109,696	5.68
ALAT LISTRIK UKUR FOGRAFI DLL	260,230	275,135	5.73	3,020,338	2,927,231	-3.08
-ALAT LISTRIK	185,301	206,102	11.23	1,690,038	1,740,790	3.00
-DIODE TRANSISTOR	616	511	-17.08	49,389	49,703	0.64
-AUDIO VISUAL	70,662	64,650	-8.51	1,201,850	1,023,141	-14.87
-FOTOGRAFI DAN OPTIK	1,233	1,423	15.46	49,630	80,501	62.20
-ALAT UKUR	145	138	-4.73	5,871	3,653	-37.78
-LONCENG ARLOJI DAN BAGIANNYA	2,275	2,311	1.61	23,561	29,444	24.97
MAKANAN OLAHAN	590,060	682,563	15.68	720,251	766,267	6.39
-COKLAT OLAHAN	35,389	45,661	29.02	79,483	92,440	16.30
-GULA TETES	56,025	180,319	221.86	4,284	17,204	301.61
-KERUPUK UDANG	2,249	2,627	16.81	2,970	3,757	26.53
-BUAH/SAYURAN OLAHAN	183,744	189,198	2.97	111,897	100,700	-10.01
-MINUMAN OLAHAN	30,178	30,605	1.42	14,872	15,651	5.24
-ROKOK DAN TEMBAKAU OLAHAN	27,375	29,095	6.28	113,860	112,932	-0.82
-DAGING TERNAK	1,577	1,747	10.79	4,474	6,800	51.99
-DAGING UNGGAS	0	0	-57.78	18	18	1.10
-IKAN OLAHAN	64,107	63,406	-1.09	193,379	205,791	6.42
-BERAS GILING	42,110	418	-99.01	8,543	213	-97.51
-KOPI OLAHAN	502	46	-90.80	273	99	-63.61
-TEH OLAHAN	23,508	23,774	1.13	30,550	33,281	8.94
-GULA PASIR	101	67	-33.40	95	90	-5.89
-GULA LAINNYA	1,656	2,227	34.52	923	1,109	20.24
-MAKANAN OLAHAN LAINNYA	121,541	113,372	-6.72	154,630	176,180	13.94
SEMEN	1,649,347	2,417,806	46.59	44,637	73,079	63.72
BARANG ANYAMAN	11,537	13,061	13.21	28,052	31,630	12.76
-DARI ROTAN	4,755	3,744	-21.26	10,814	9,514	-12.02
-DARI BAHAN LAINNYA	6,783	9,317	37.37	17,238	22,117	28.30
MEUBEL DAN BAGIAN-BAGIANNYA	390,902	375,934	-3.83	853,504	809,473	-5.16
-DARI ROTAN	58,830	54,898	-6.68	161,363	151,178	-6.31
-DARI BAHAN LAINNYA	332,072	321,036	-3.32	692,141	658,294	-4.89
BAHAN KIMIA	1,826,064	1,672,205	-8.43	929,877	868,769	-6.57
-AN ORGANIK	636,013	681,415	7.14	151,530	208,480	37.58
-ORGANIK	1,041,577	842,769	-19.09	719,678	597,891	-16.92
-LAINNYA	148,473	148,021	-0.30	58,669	62,398	6.35
PUPUK	252,732	67,330	-73.36	60,264	14,627	-75.73
PRODUK PHARMASI	3,883	3,377	-13.03	46,307	43,004	-7.13
KULIT DAN BARANG DARI KULIT	6,450	7,168	11.12	48,820	71,061	45.56
KACA DAN BARANG DARI KACA	337,230	325,246	-3.55	158,385	163,615	3.30
KERTAS DAN BARANG DARI KERTAS	1,349,556	1,556,008	15.30	986,136	1,147,664	16.38
INDUSTRI LAINNYA	3,294,634	3,266,834	-0.84	5,252,223	5,687,766	8.29
-GLISEROL DAN LARUTAN ALKALI	11,140	7,118	-36.10	5,594	2,355	-57.91
-MEIGARIN DAN LEMAK LAINNYA	110,358	133,792	21.23	52,556	64,254	22.26
-SABUN MANDI DAN CUCI	182,872	198,100	8.33	132,869	140,758	5.94
-BAHAN CELUP ORGANIK SINTETIK	16,012	17,648	10.22	46,241	53,383	15.44
-PREPARAT PEMBASMI KUMAN DLL	15,359	20,780	35.29	29,086	43,356	49.06
-DAMEI TIRUAN BAHAN PLASTIK	441,427	505,969	14.62	631,753	686,564	8.68
-BAHAN KERTAS	1,076,077	937,965	-12.83	370,724	351,031	-5.31
-ALAS KAKI (KULIT KARET DAN KANVAS)	43,935	47,985	9.22	588,111	678,801	15.42
-PRODUK KERAMIK	252,401	251,826	-0.23	108,891	121,522	11.60
-EMAS BATANGAN	8	17	106.77	91,642	270,818	195.52
-PESAWAT UDARA DAN BAGIANNYA	1,267	3,784	198.67	40,799	178,298	337.02
-KAPAL LAUT DAN SEJENISNYA	117,917	89,354	-24.22	102,449	87,001	-15.08

TABEL 3. PERKEMBANGAN EKSPOR KOMODITI HASIL INDUSTRI

JENIS BARANG	BERAT BERSIH (RIBU TON)		PERUB	NILAI FOB (RIBU US \$)		PERUB
	JAN-MEI 2005	JAN-MEI 2006	%	JAN-MEI 2005	JAN-MEI 2006	%
(1)	(2)	(3)	(4)	(5)	(6)	(7)
-PERLENGKAPAN OLAHRAGA DAN MAINAN	9,333	10,873	16.50	65,417	68,592	4.85
-PENA DAN PENSIL	3,830	4,592	19.88	24,040	28,497	18.54
-BATU SEMI PERMATA	0	18	9,268.09	4	130	3,301.26
-KOPER TAS DOMPET PLASTIK/TEKSTIL	4,903	3,635	-25.87	20,952	20,040	-4.35
-BARANG DARI LOGAM MULIA	116	112	-3.63	33,995	26,032	-23.43
-PETI KEMAS	28,646	4,250	-85.16	29,840	4,414	-85.21
-KOMPUTER DAN BAGIANNYA	35,679	38,727	8.54	636,606	615,264	-3.35
-KENDARAAN BERMOTOR RODA 2 DAN 3	1,437	1,656	15.17	13,529	12,723	-5.96
-KENDARAAN BERMOTOR RODA 4 DAN LEE	14,604	23,960	64.07	96,438	132,436	37.33
-SUKU CADANG MESIN	41,575	39,794	-4.28	598,762	296,443	-50.49
-SUKU CADANG KENDARAAN	66,992	84,537	26.19	385,972	479,286	24.18
-UBI KAYU OLAHAN	55,464	13,584	-75.51	5,412	1,494	-72.39
-INDUSTRI LAINNYA	763,281	826,759	8.32	1,140,542	1,324,274	16.11

TABEL 4. PERKEMBANGAN EKSPOR KOMODITI HASIL PERTAMBANGAN

JENIS BARANG	BERAT BERSIH (RIBU TON)		PERUB	NILAI FOB (RIBU US \$)		PERUB
	JAN-MEI 2005	JAN-MEI 2006	%	JAN-MEI 2005	JAN-MEI 2006	%
(1)	(2)	(3)	(4)	(5)	(6)	(7)
TOTAL PERTAMBANGAN	58,104,820	81,675,737	40.57	2,828,684	3,765,673	33.12
BIJI TEMBAGA	918,809	745,904	-18.82	1,174,760	1,292,245	10.00
BIJI NIKEL	1,342,676	1,435,846	6.94	55,249	56,801	2.81
BAUKSIT	596,917	2,443,011	309.27	7,344	19,777	169.31
BIJI TIMAH/TIN	1,182	240	-79.71	340	69	-79.81
BATU BARA	48,536,023	69,891,373	44.00	1,546,019	2,326,655	50.49
GRANIT	3,411,854	2,987,452	-12.44	11,725	9,600	-18.13
PASIR ALAM	1,550,620	1,570,524	1.28	3,141	11,111	253.72
HASIL TAMBANG LAIN	1,746,738	2,601,387	48.93	30,106	49,416	64.14

TABEL 5. PERKEMBANGAN EKSPOR INDONESIA MENURUT KOMODITI DAN NEGARA TUJUAN

JENIS BARANG	BERAT BERSIH (KG)		PERUB %	NILAI FOB (US \$)		PERUB %
	JAN-MEI 2005	JAN-MEI 2006		JAN-MEI 2005	JAN-MEI 2006	
(1)	(2)	(3)	(4)	(5)	(6)	(7)
MINYAK MENTAH	9,030,018,196	7,347,698,186	-18.63	3,124,465,268	3,377,679,577	8.10
JAPAN	2,395,232,321	2,660,667,000	11.08	836,782,722	1,225,623,856	46.47
HONG KONG	22,246,000	0	-100.00	7,293,088	0	-100.00
KOREA, REPUBLIC OF	2,425,146,000	1,260,755,000	-48.01	809,190,142	565,000,364	-30.18
TAIWAN	67,725,000	463,091,000	583.78	21,308,957	202,924,830	852.30
CHINA	1,773,211,000	700,268,000	-60.51	617,920,887	314,377,338	-49.12
THAILAND	268,519,000	445,390,000	65.87	94,771,548	203,067,300	114.27
SINGAPORE	448,065,069	244,507,013	-45.43	146,367,010	117,388,420	-19.80
MALAYSIA	56,672,043	326,623,107	476.34	17,923,296	150,934,366	742.11
VIET NAM	0	53,928,000	-	0	29,319,696	-
AUSTRALIA	1,131,576,000	772,198,000	-31.76	420,857,762	377,754,355	-10.24
NEW ZEALAND	189,071,000	77,489,000	-59.02	71,026,826	36,610,304	-48.46
UNITED STATES	252,517,000	342,382,029	35.59	81,022,890	154,678,502	90.91
CANADA	0	37	-	0	90	-
NETHERLANDS	37,763	0	-100.00	140	0	-100.00
FRANCE	0	400,000	-	0	156	-
HASIL MINYAK	2,480,155,922	2,507,156,346	1.09	705,904,385	1,016,716,088	44.03
JAPAN	1,329,414,359	1,540,916,860	15.91	380,853,919	598,448,699	57.13
HONG KONG	0	1,700	-	0	2,083	-
KOREA, REPUBLIC OF	168,761,517	160,034,075	-5.17	40,588,783	62,901,403	54.97
TAIWAN	81,472,003	5,000,000	-93.86	38,437,163	1,000,000	-97.40
CHINA	97,532,134	156,322,627	60.28	26,187,977	77,372,940	195.45
THAILAND	1,998,681	867,521	-56.60	1,130,489	713,933	-36.85
SINGAPORE	469,946,064	514,562,306	9.49	153,371,777	231,096,789	50.68
PHILIPPINES	489,238	12,899,344	2,536.62	267,803	7,044,789	2,530.59
MALAYSIA	79,796,921	36,693,719	-54.02	15,768,527	13,502,091	-14.37
VIET NAM	0	43,214	-	0	48,034	-
INDIA	70,581,714	69,601,981	-1.39	6,014,520	19,532,375	224.75
BANGLADESH	20,818	840,200	3,935.93	47,214	664,332	1,307.07
CONGO	365	0	-100.00	140	0	-100.00
NIGERIA	0	450	-	0	4,760	-
DJIBOUTI	0	133,280	-	0	120,618	-
SOUTH AFRICA	0	293,960	-	0	157,478	-
AUSTRALIA	59,022,552	27,206	-99.95	12,960,785	26,598	-99.79
NEW ZEALAND	0	90,740	-	0	95,611	-
EAST TIMOR	10,223,835	8,656,000	-15.34	4,907,941	3,815,543	-22.26
UNITED STATES	110,889,243	2,002	-100.00	25,364,611	120	-100.00
GUATEMALA	0	13,600	-	0	11,668	-
UNITED KINGDOM	6,000	2,340	-61.00	2,510	3,020	20.32
FRANCE	0	19,880	-	0	16,699	-
GERMANY, FED. REP. OF	6	25	316.67	6	1,250	20,733.33
BELGIUM	20	0	-100.00	21	0	-100.00
SWITZERLAND	0	13	-	0	10	-
FINLAND	0	3	-	0	4	-
ITALY	0	20	-	0	39	-
CZECHOSLOVAKIA	364	0	-100.00	140	0	-100.00
UKRAINE	0	16,660	-	0	15,244	-
RUSSIA FEDERATION	88	116,620	132,422.73	59	119,958	203,218.64
GAS ALAM	10,269,544,056	9,697,308,021	-5.57	3,483,553,950	4,236,445,073	21.61
JAPAN	6,523,257,825	5,921,383,360	-9.23	2,038,116,417	2,291,397,731	12.43
KOREA, REPUBLIC OF	2,260,398,209	2,323,613,456	2.80	852,880,059	1,193,707,777	39.96
TAIWAN	1,243,105,362	0	-100.00	488,256,016	0	-100.00
CHINA	208,846,960	1,413,621,286	576.87	89,402,662	733,921,878	720.92
THAILAND	4,800,050	12,651,273	163.57	2,475,010	7,917,122	219.88
SINGAPORE	3,574,250	0	-100.00	1,074,556	0	-100.00
PHILIPPINES	18,887,100	20,417,800	8.10	7,882,646	6,528,296	-17.18
MALAYSIA	0	7,500	-	0	3,494	-
VIET NAM	0	489	-	0	93	-
INDIA	0	1,500,757	-	0	942,716	-
AUSTRALIA	0	2,000,000	-	0	941,800	-
GUAM	0	2,090,100	-	0	1,071,367	-
EAST TIMOR	35,000	22,000	-37.14	14,148	12,799	-9.53
ITALY	6,639,300	0	-100.00	3,452,436	0	-100.00
KARET ALAM	2,016,375	2,849,354	41.31	2,392,109	4,018,112	67.97
JAPAN	165,318	100,626	-39.13	519,156	329,664	-36.50
HONG KONG	3,600	188,511	5,136.42	5,850	239,879	4,000.50
KOREA, REPUBLIC OF	68,275	47,062	-31.07	23,786	22,278	-6.34
TAIWAN	27,325	530	-98.06	25,920	83	-99.68
CHINA	201,600	1,135,500	463.24	235,872	1,519,830	544.35
THAILAND	0	2	-	0	90	-
SINGAPORE	334,995	370,150	10.49	240,001	264,872	10.36
PHILIPPINES	56	0	-100.00	68	0	-100.00
MALAYSIA	0	360,000	-	0	426,800	-
U.S. VIRGIN ISLANDS	2	0	-100.00	14	0	-100.00
AUSTRALIA	65,340	7,651	-88.29	143,536	19,083	-86.71

TABEL 5. PERKEMBANGAN EKSPOR INDONESIA MENURUT KOMODITI DAN NEGARA TUJUAN

JENIS BARANG	BERAT BERSIH (KG)		PERUB	NILAI FOB (US \$)		PERUB
	JAN-MEI 2005	JAN-MEI 2006	%	JAN-MEI 2005	JAN-MEI 2006	%
(1)	(2)	(3)	(4)	(5)	(6)	(7)
NEW ZEALAND	199,780	0	-100.00	154,940	0	-100.00
UNITED STATES	608,200	196,884	-67.63	641,210	374,752	-41.56
BRAZIL	209,753	121,216	-42.21	192,607	179,480	-6.82
NETHERLANDS	94,177	278,380	195.59	173,557	557,132	221.01
GERMANY, FED. REP. OF	16,454	2	-99.99	16,457	27	-99.84
BELGIUM	21,500	0	-100.00	19,135	0	-100.00
POLAND	0	42,840	-	0	84,142	-
KOPI	167,746,507	138,596,891	-17.38	180,494,590	185,531,149	2.79
JAPAN	24,626,033	20,565,134	-16.49	31,628,301	28,463,511	-10.01
HONG KONG	344,599	485,593	40.92	365,316	728,749	99.48
KOREA, REPUBLIC OF	126,600	1,045,818	726.08	123,542	1,009,106	716.81
TAIWAN	2,106,552	1,373,466	-34.80	3,484,132	2,526,495	-27.49
CHINA	889,619	809,693	-8.98	795,917	885,131	11.21
MACAU	54,000	18,000	-66.67	69,710	43,200	-38.03
SINGAPORE	4,752,515	5,127,563	7.89	6,428,611	6,567,509	2.16
PHILIPPINES	369,839	1,534,800	314.99	295,267	1,747,163	491.72
MALAYSIA	3,142,613	2,564,160	-18.41	2,429,235	2,534,872	4.35
VIET NAM	0	54,000	-	0	119,250	-
INDIA	7,087,066	3,348,813	-52.75	3,979,175	3,120,929	-21.57
IRAN (ISLAMIC REPUBLIC OF)	216,000	553,800	156.39	207,360	572,491	176.09
SAUDI ARABIA	18,000	57,500	219.44	20,350	105,853	420.16
JORDAN	248,400	307,200	23.67	288,139	284,947	-1.11
LEBANON	38,400	55,800	45.31	26,476	60,088	126.95
OMAN	73,999	0	-100.00	85,525	0	-100.00
SYRIA ARAB REPUBLIC	0	57,600	-	0	55,610	-
UNITED ARAB EMIRATES	195,300	144,000	-26.27	198,679	193,770	-2.47
EGYPT	4,208,850	4,157,690	-1.22	3,110,266	4,299,320	38.23
LIBYAN ARAB JAMAHIRIYA	36,000	0	-100.00	24,480	0	-100.00
MOROCCO	2,884,740	1,820,998	-36.87	2,167,630	1,909,129	-11.93
ALGERIA	6,745,675	5,024,170	-25.52	4,373,313	4,715,947	7.83
SOUTH AFRICA	831,295	1,469,054	76.72	748,301	1,479,812	97.76
AUSTRALIA	505,500	582,600	15.25	1,160,076	1,286,531	10.90
NEW ZEALAND	64,040	143,700	124.39	212,547	370,925	74.51
UNITED STATES	34,315,021	32,441,161	-5.46	54,779,231	58,033,999	5.94
CANADA	717,300	909,900	26.85	2,274,094	2,269,722	-0.19
MEXICO	0	69,000	-	0	194,900	-
PANAMA	18,000	0	-100.00	11,070	0	-100.00
COLOMBIA	252,000	0	-100.00	274,220	0	-100.00
ECUADOR	3,735,000	2,116,500	-43.33	2,298,013	1,914,673	-16.68
PERU	180,000	0	-100.00	214,340	0	-100.00
UNITED KINGDOM	5,475,165	4,074,585	-25.58	4,587,495	4,554,142	-0.73
NETHERLANDS	458,100	439,812	-3.99	1,121,124	1,168,892	4.26
FRANCE	2,084,160	831,000	-60.13	1,496,663	850,736	-43.16
GERMANY, FED. REP. OF	26,415,831	20,159,166	-23.69	23,059,865	25,259,172	9.54
AUSTRIA	501,440	105,000	-79.06	356,397	94,248	-73.56
BELGIUM	5,082,620	2,012,700	-60.40	5,463,157	2,845,794	-47.91
SWITZERLAND	409,819	505,080	23.24	648,234	822,435	26.87
DENMARK	303,300	277,224	-8.60	425,908	439,450	3.18
NORWAY	70,500	36,000	-48.94	180,120	76,797	-57.36
SWEDEN	321,000	254,892	-20.59	305,769	460,111	50.48
FINLAND	18,000	0	-100.00	22,300	0	-100.00
IRELAND	90,000	108,000	20.00	244,813	347,927	42.12
ITALY	10,393,967	5,406,454	-47.98	8,417,598	5,751,267	-31.68
SPAIN	1,774,780	2,887,900	62.72	1,591,476	2,997,969	88.38
PORTUGAL	615,480	435,600	-29.23	531,204	506,392	-4.67
ICELAND	18,000	0	-100.00	44,558	0	-100.00
GREECE	737,800	351,900	-52.30	572,883	318,388	-44.42
POLAND	2,688,658	2,979,460	10.82	1,676,846	2,478,391	47.80
ROMANIA	3,856,200	3,844,730	-0.30	2,561,133	3,721,258	45.30
BULGARIA	3,212,000	2,652,600	-17.42	2,346,557	2,734,104	16.52
UKRAINE	19,200	36,000	87.50	10,560	93,600	786.36
LATVIA	505,198	195,000	-61.40	340,293	176,475	-48.14
ESTONIA	0	587,495	-	0	528,102	-
GEORGIA	3,335,733	3,224,580	-3.33	2,024,064	3,257,995	60.96
CZECH REPUBLIC	504,000	84,000	-83.33	315,404	57,540	-81.76
RUSSIA FEDERATION	72,600	270,000	271.90	76,853	496,332	545.82
KAYU BULAT	155,474	16,947	-89.10	78,612	12,580	-84.00
JAPAN	1,963	16,083	719.31	1,723	3,657	112.25
HONG KONG	10	0	-100.00	197	0	-100.00
KOREA, REPUBLIC OF	1	0	-100.00	1	0	-100.00
TAIWAN	53,877	0	-100.00	24,102	0	-100.00
SINGAPORE	14,539	679	-95.33	42,519	3,152	-92.59
INDIA	84,690	0	-100.00	213	0	-100.00
UNITED ARAB EMIRATES	291	178	-38.83	8,954	5,697	-36.37
U.S. VIRGIN ISLANDS	17	0	-100.00	27	0	-100.00
AUSTRALIA	51	0	-100.00	576	0	-100.00

TABEL 5. PERKEMBANGAN EKSPOR INDONESIA MENURUT KOMODITI DAN NEGARA TUJUAN

JENIS BARANG	BERAT BERSIH (KG)		PERUB	NILAI FOB (US \$)		PERUB
	JAN-MEI 2005	JAN-MEI 2006	%	JAN-MEI 2005	JAN-MEI 2006	%
(1)	(2)	(3)	(4)	(5)	(6)	(7)
UNITED STATES	9	5	-44.44	78	46	-41.03
GERMANY, FED. REP. OF	15	0	-100.00	98	0	-100.00
BELGIUM	10	0	-100.00	122	0	-100.00
SWITZERLAND	0	2	-	0	28	-
SPAIN	1	0	-100.00	2	0	-100.00
UDANG SEGAR/BEKU	51,628,693	60,681,203	17.53	336,139,297	389,677,635	15.93
JAPAN	18,234,718	19,455,324	6.69	152,386,885	155,142,497	1.81
HONG KONG	1,902,512	2,532,237	33.10	7,466,411	10,368,004	38.86
KOREA, REPUBLIC OF	548,185	343,924	-37.26	1,652,500	2,278,387	37.88
TAIWAN	675,703	461,258	-31.74	1,690,824	854,847	-49.44
CHINA	1,375,134	1,083,756	-21.19	6,322,039	5,527,837	-12.56
THAILAND	125,816	951,833	656.53	678,043	812,866	19.88
SINGAPORE	1,284,718	1,106,897	-13.84	1,818,657	2,084,962	14.64
PHILIPPINES	46,001	41,593	-9.58	215,951	189,452	-12.27
MALAYSIA	1,757,880	1,298,759	-26.12	1,869,952	1,691,017	-9.57
VIET NAM	338,006	198,415	-41.30	2,093,661	1,550,892	-25.92
INDIA	98,603	2	-100.00	140,105	3	-100.00
JORDAN	7,945	4	-99.95	56,801	14	-99.98
UNITED ARAB EMIRATES	0	22	-	0	5	-
CYPRUS	0	18,000	-	0	148,920	-
EGYPT	0	3	-	0	2	-
REUNION	162,206	178,948	10.32	912,119	1,186,641	30.10
SOUTH AFRICA	3,852	0	-100.00	23,690	0	-100.00
MAURITIUS	27,521	53,212	93.35	151,474	318,242	110.10
AUSTRALIA	831,444	1,066,276	28.24	3,878,790	4,922,579	26.91
NEW ZEALAND	19,383	16,640	-14.15	66,502	57,558	-13.45
AMERICAN SAMOA	16,344	0	-100.00	114,200	0	-100.00
UNITED STATES	14,246,705	21,123,098	48.27	96,615,821	139,520,024	44.41
CANADA	856,953	188,451	-78.01	5,553,102	1,134,521	-79.57
BRAZIL	0	21,730	-	0	133,044	-
PUERTO RICO	68,164	45,073	-33.88	333,101	303,841	-8.78
NETHERLANDS ANTILLES	0	4,045	-	0	41,406	-
UNITED KINGDOM	2,801,284	3,461,684	23.57	16,876,128	22,871,312	35.52
NETHERLANDS	508,618	398,517	-21.65	3,547,004	2,287,941	-35.50
FRANCE	477,304	538,878	12.90	3,420,616	3,136,500	-8.31
GERMANY, FED. REP. OF	532,631	910,433	70.93	2,506,781	4,373,078	74.45
AUSTRIA	5	99	1,880.00	10	1,000	9,900.00
BELGIUM	3,595,414	3,983,590	10.80	20,701,227	23,151,004	11.83
SWITZERLAND	34,964	52,876	51.23	165,304	326,374	97.44
DENMARK	70,540	88,060	24.84	347,541	409,620	17.86
SWEDEN	41,520	56,072	35.05	119,148	400,485	236.12
ITALY	510,636	697,748	36.64	2,497,675	2,738,771	9.65
SPAIN	375,442	252,288	-32.80	1,655,958	1,348,424	-18.57
PORTUGAL	26,796	31,763	18.54	90,040	270,526	200.45
GREECE	0	33	-	0	201	-
BULGARIA	11,448	0	-100.00	74,166	0	-100.00
LATVIA	0	19,662	-	0	94,838	-
RUSSIA FEDERATION	14,298	0	-100.00	97,071	0	-100.00
TEH	20,867,874	18,593,479	-10.90	21,834,912	21,019,531	-3.73
JAPAN	6,706	50,868	658.54	21,969	189,421	762.22
HONG KONG	2,484	1,523	-38.69	2,616	7,929	203.10
KOREA, REPUBLIC OF	0	1,285	-	0	6,710	-
TAIWAN	79,935	170,817	113.69	132,847	197,740	48.85
CHINA	24,070	99,097	311.70	14,880	78,144	425.16
SINGAPORE	104,163	98,301	-5.63	112,114	122,570	9.33
PHILIPPINES	0	168	-	0	982	-
MALAYSIA	2,492,803	2,165,186	-13.14	2,165,827	2,030,167	-6.26
MALDIVES	0	99	-	0	61	-
INDIA	297,148	319,600	7.56	306,359	287,470	-6.17
PAKISTAN	1,932,260	2,023,676	4.73	2,383,957	2,822,667	18.40
SRI LANKA	198,250	207,796	4.82	203,015	233,079	14.81
AFGHANISTAN	312,944	247,308	-20.97	322,904	259,259	-19.71
IRAN (ISLAMIC REPUBLIC OF)	405,491	150,669	-62.84	398,693	198,554	-50.20
SAUDI ARABIA	93,473	68,644	-26.56	210,213	90,137	-57.12
JORDAN	0	16,500	-	0	20,054	-
TURKEY	68,400	0	-100.00	80,119	0	-100.00
UNITED ARAB EMIRATES	506,604	1,019,849	101.31	498,263	844,938	69.58
EGYPT	0	20,000	-	0	19,800	-
SOMALIA	106,800	0	-100.00	46,707	0	-100.00
KENYA	175,600	45,000	-74.37	83,045	22,500	-72.91
NIGERIA	24,200	0	-100.00	28,072	0	-100.00
SOUTH AFRICA	10,000	10,000	0.00	8,600	9,701	12.80
AUSTRALIA	69,851	139,548	99.78	65,252	294,632	351.53
NEW ZEALAND	252,566	248,644	-1.55	242,780	227,976	-6.10
NORTHERN MARIANA ISLANDS	0	19	-	0	12	-
SAMOA	4,714	4,199	-10.92	5,900	3,664	-37.90

TABEL 5. PERKEMBANGAN EKSPOR INDONESIA MENURUT KOMODITI DAN NEGARA TUJUAN

JENIS BARANG	BERAT BERSIH (KG)		PERUB	NILAI FOB (US \$)		PERUB
	JAN-MEI 2005	JAN-MEI 2006	%	JAN-MEI 2005	JAN-MEI 2006	%
(1)	(2)	(3)	(4)	(5)	(6)	(7)
EAST TIMOR	4	0	-100.00	9	0	-100.00
UNITED STATES	1,436,499	1,112,211	-22.57	2,060,157	1,290,789	-37.35
CANADA	136,100	22,648	-83.36	139,996	19,102	-86.36
GUATEMALA	0	10,600	-	0	9,710	-
CHILE	77,200	21,999	-71.50	88,008	29,172	-66.85
UNITED KINGDOM	2,463,495	2,082,770	-15.45	2,630,750	2,803,783	6.58
NETHERLANDS	1,297,520	1,101,857	-15.08	1,232,620	1,222,949	-0.78
GERMANY, FED. REP. OF	2,041,648	2,540,607	24.44	1,930,483	2,649,101	37.22
BELGIUM	20,011	0	-100.00	13,666	0	-100.00
SWITZERLAND	21,200	23,016	8.57	20,118	55,193	174.35
IRELAND	0	37,200	-	0	44,268	-
ITALY	35	26,000	74,185.71	1	46,300	#####
SPAIN	0	7,000	-	0	10,290	-
POLAND	1,075,856	305,650	-71.59	818,997	271,421	-66.86
KAZAKHSTAN	67,330	25,025	-62.83	80,008	32,038	-59.96
UKRAINE	339,599	465,471	37.06	350,824	487,960	39.09
LATVIA	0	54,884	-	0	81,536	-
SLOVENIA	75	0	-100.00	307	0	-100.00
RUSSIA FEDERATION	4,722,840	3,647,745	-22.76	5,134,836	3,997,752	-22.14
-LADA HITAM	7,122,366	7,935,501	11.42	9,759,250	10,484,233	7.43
JAPAN	174,552	58,174	-66.67	352,042	126,960	-63.94
HONG KONG	14,945	18,156	21.49	20,952	25,077	19.69
KOREA, REPUBLIC OF	15,000	0	-100.00	20,775	0	-100.00
TAIWAN	30,826	56,000	81.66	44,491	78,800	77.11
SINGAPORE	243,382	414,000	70.10	333,119	524,990	57.60
PHILIPPINES	0	1,133	-	0	1,763	-
MALAYSIA	11,475	26,263	128.87	10,568	24,114	128.18
NEPAL	28,000	0	-100.00	25,050	0	-100.00
VIET NAM	5,309	0	-100.00	13,850	0	-100.00
INDIA	189,400	462,000	143.93	260,060	468,927	80.31
NIGER	0	20,000	-	0	28,000	-
AUSTRALIA	273,085	75,000	-72.54	391,495	114,060	-70.87
UNITED STATES	5,449,597	6,184,482	13.49	7,394,041	8,302,028	12.28
CANADA	30,000	75,109	150.36	39,000	98,185	151.76
DOMINICA	0	4,113	-	0	6,651	-
UNITED KINGDOM	0	976	-	0	2,391	-
NETHERLANDS	117,000	102,000	-12.82	164,745	152,839	-7.23
FRANCE	22,500	25,095	11.53	29,250	29,230	-0.07
GERMANY, FED. REP. OF	75,295	45,000	-40.24	118,825	74,899	-36.97
ROMANIA	0	8,000	-	0	1,000	-
BULGARIA	0	23,000	-	0	21,000	-
UKRAINE	0	185,000	-	0	215,780	-
RUSSIA FEDERATION	442,000	152,000	-65.61	540,987	187,539	-65.33
-LADA PUTIH	6,698,408	5,236,836	-21.82	14,883,395	11,070,171	-25.62
JAPAN	355,000	300,000	-15.49	706,232	712,102	0.83
HONG KONG	0	32,500	-	0	71,588	-
TAIWAN	73,537	81,000	10.15	131,681	172,112	30.70
CHINA	15,000	72,000	380.00	48,450	68,544	41.47
SINGAPORE	4,164,700	2,228,416	-46.49	10,073,856	4,846,124	-51.89
PHILIPPINES	0	1	-	0	1	-
MALAYSIA	15,000	83,257	455.05	33,050	93,734	183.61
VIET NAM	6,832	0	-100.00	5,700	0	-100.00
INDIA	74,600	188,600	152.82	148,026	389,596	163.19
PAKISTAN	14,000	0	-100.00	12,400	0	-100.00
EGYPT	38,400	0	-100.00	34,944	0	-100.00
SOUTH AFRICA	144,000	0	-100.00	89,280	0	-100.00
AUSTRALIA	62,796	1,905	-96.97	152,050	4,260	-97.20
UNITED STATES	500,543	772,612	54.35	987,539	1,563,274	58.30
CANADA	0	95	-	0	295	-
UNITED KINGDOM	46,000	90,000	95.65	107,155	193,050	80.16
NETHERLANDS	500,000	538,000	7.60	1,169,234	1,148,894	-1.74
FRANCE	17,000	0	-100.00	46,850	0	-100.00
GERMANY, FED. REP. OF	291,000	735,000	152.58	456,310	1,561,681	242.24
BELGIUM	195,000	75,000	-61.54	423,088	158,175	-62.61
SWEDEN	47,000	0	-100.00	90,450	0	-100.00
ITALY	90,000	31,000	-65.56	54,900	77,700	41.53
GREECE	48,000	0	-100.00	112,200	0	-100.00
BULGARIA	0	7,450	-	0	9,041	-
-KAYU MANIS DAN BUNGANYA	15,411,694	15,048,624	-2.36	8,411,857	9,055,285	7.65
JAPAN	0	11,220	-	0	15,969	-
KOREA, REPUBLIC OF	103,264	34,994	-66.11	56,894	32,948	-42.09
TAIWAN	10,238	8,939	-12.69	7,557	6,241	-17.41
CHINA	24,000	72,000	200.00	15,600	54,720	250.77
THAILAND	681,216	690,999	1.44	374,708	412,668	10.13
SINGAPORE	608,881	231,242	-62.02	370,456	163,465	-55.87
PHILIPPINES	0	192	-	0	298	-

TABEL 5. PERKEMBANGAN EKSPOR INDONESIA MENURUT KOMODITI DAN NEGARA TUJUAN

JENIS BARANG	BERAT BERSIH (KG)		PERUB	NILAI FOB (US \$)		PERUB
	JAN-MEI 2005	JAN-MEI 2006	%	JAN-MEI 2005	JAN-MEI 2006	%
(1)	(2)	(3)	(4)	(5)	(6)	(7)
MALAYSIA	491,507	480,483	-2.24	264,388	280,785	6.20
MALDIVES	0	301	-	0	464	-
INDIA	342,430	483,686	41.25	217,077	379,289	74.73
PAKISTAN	140,000	0	-100.00	60,900	0	-100.00
SAUDI ARABIA	10,000	8,491	-15.09	2,550	3,010	18.04
JORDAN	7,999	0	-100.00	2,200	0	-100.00
LEBANON	0	8,000	-	0	5,120	-
SYRIA ARAB REPUBLIC	34,000	8,189	-75.91	18,700	6,656	-64.41
TURKEY	78,501	207,999	164.96	30,189	94,835	214.14
UNITED ARAB EMIRATES	286,272	104,510	-63.49	116,132	54,347	-53.20
CYPRUS	1,000	0	-100.00	443	0	-100.00
EGYPT	0	11	-	0	5,500	-
LIBYAN ARAB JAMAHIRIYA	20,000	0	-100.00	14,300	0	-100.00
MOROCCO	22,000	72,500	229.55	9,170	29,475	221.43
ALGERIA	330,137	20,299	-93.85	187,218	19,765	-89.44
SOUTH AFRICA	80,019	0	-100.00	53,642	0	-100.00
MAURITIUS	7,250	23,199	219.99	3,843	8,650	125.08
AUSTRALIA	58,773	34,951	-40.53	47,070	34,835	-25.99
EAST TIMOR	13,000	0	-100.00	11,050	0	-100.00
UNITED STATES	6,233,393	7,079,096	13.57	3,370,230	4,392,980	30.35
CANADA	464,263	267,356	-42.41	237,300	151,318	-36.23
MEXICO	62,000	70,000	12.90	31,470	44,115	40.18
PANAMA	0	11,000	-	0	8,019	-
VENEZUELA	136,000	204,999	50.73	62,491	108,345	73.38
BRAZIL	1,021,092	706,991	-30.76	484,026	320,635	-33.76
DOMINICAN REPUBLIC	414,249	672,079	62.24	185,180	268,912	45.22
COSTA RICA	0	20,000	-	0	13,000	-
DOMINICA	51,000	721	-98.59	24,350	1,013	-95.84
UNITED KINGDOM	33,500	56,000	67.16	16,428	47,267	187.72
NETHERLANDS	2,054,543	1,656,290	-19.38	1,147,712	936,513	-18.40
FRANCE	157,999	157,999	0.00	111,717	97,231	-12.97
GERMANY, FED. REP. OF	600,050	523,392	-12.78	393,006	393,817	0.21
BELGIUM	116,036	220,765	90.26	74,786	134,571	79.94
DENMARK	20,020	28,010	39.91	8,308	16,334	96.61
NORWAY	9,000	9,000	0.00	5,220	4,070	-22.03
SWEDEN	119,998	82,799	-31.00	55,480	41,310	-25.54
FINLAND	0	40,001	-	0	21,058	-
ITALY	90,632	39,393	-56.54	66,596	40,251	-39.56
SPAIN	82,996	95,997	15.66	40,140	44,600	11.11
PORTUGAL	116,999	152,998	30.77	80,195	96,640	20.51
GREECE	206,397	281,239	36.26	118,361	186,906	57.91
POLAND	0	95,000	-	0	38,720	-
ROMANIA	9,000	29,000	222.22	3,725	16,835	351.95
BULGARIA	0	2,294	-	0	1,950	-
UKRAINE	12,000	0	-100.00	4,799	0	-100.00
RUSSIA FEDERATION	50,040	44,000	-12.07	26,250	19,835	-24.44
-BIJI PALA & BUNGANYA DAN	6,970,158	7,850,535	12.63	21,458,499	19,983,605	-6.87
JAPAN	261,177	213,788	-18.14	1,697,239	1,497,220	-11.78
HONG KONG	214,269	135,324	-36.84	583,712	316,467	-45.78
KOREA, REPUBLIC OF	30,257	45,820	51.44	55,490	79,576	43.41
TAIWAN	738	11,200	1,417.62	708	9,050	1,178.25
CHINA	108,765	79,475	-26.93	55,391	43,712	-21.08
THAILAND	61,722	68,254	10.58	178,278	248,725	39.52
SINGAPORE	977,363	445,388	-54.43	4,609,099	1,681,136	-63.53
PHILIPPINES	12,000	8,340	-30.50	37,120	13,022	-64.92
MALAYSIA	318,884	434,525	36.26	794,035	611,410	-23.00
VIET NAM	1,599,999	2,852,533	78.28	2,009,389	3,983,539	98.25
INDIA	179,807	711,188	295.53	287,943	2,084,545	623.94
PAKISTAN	103,428	97,549	-5.68	441,846	324,582	-26.54
BANGLADESH	20,609	15,960	-22.56	35,660	95,760	168.54
SRI LANKA	12,000	0	-100.00	38,150	0	-100.00
SAUDI ARABIA	25,782	32,331	25.40	12,739	13,397	5.17
YEMEN	0	5,815	-	0	5,250	-
UNITED ARAB EMIRATES	7,300	20,060	174.79	57,919	26,696	-53.91
MOROCCO	46,400	7,525	-83.78	148,904	24,173	-83.77
GHANA	0	15,000	-	0	56,150	-
NIGERIA	10,000	46,660	366.60	21,500	72,050	235.12
BENIN	0	29,922	-	0	20,115	-
SOUTH AFRICA	14,999	47,048	213.67	87,200	187,120	114.59
AUSTRALIA	27,564	128,590	366.51	159,440	52,706	-66.94
NEW ZEALAND	0	134	-	0	144	-
UNITED STATES	207,238	509,271	145.74	808,526	1,775,609	119.61
CANADA	0	2,473	-	0	14,743	-
ARGENTINA	20,000	59,000	195.00	65,700	158,565	141.35
BRAZIL	332,843	57,297	-82.79	1,054,850	186,890	-82.28
DOMINICA	0	22,124	-	0	35,858	-

TABEL 5. PERKEMBANGAN EKSPOR INDONESIA MENURUT KOMODITI DAN NEGARA TUJUAN

JENIS BARANG	BERAT BERSIH (KG)		PERUB	NILAI FOB (US \$)		PERUB
	JAN-MEI 2005	JAN-MEI 2006	%	JAN-MEI 2005	JAN-MEI 2006	%
(1)	(2)	(3)	(4)	(5)	(6)	(7)
UNITED KINGDOM	0	7,695	-	0	18,844	-
NETHERLANDS	1,325,821	987,400	-25.53	4,390,448	3,590,668	-18.22
FRANCE	25,120	136,499	443.39	80,905	459,105	467.46
GERMANY, FED. REP. OF	326,022	217,478	-33.29	1,364,107	926,491	-32.08
BELGIUM	312,537	140,470	-55.05	1,327,557	551,656	-58.45
ITALY	248,514	132,239	-46.79	689,537	571,349	-17.14
SPAIN	26,000	56,999	119.23	59,250	64,375	8.65
PORTUGAL	0	15,000	-	0	40,449	-
BULGARIA	0	12,262	-	0	14,881	-
RUSSIA FEDERATION	113,000	41,899	-62.92	305,857	127,577	-58.29
-PANILI	42,332	54,283	28.23	1,518,095	1,038,522	-31.59
JAPAN	30	52	73.33	1,596	1,444	-9.52
HONG KONG	50	0	-100.00	4,500	0	-100.00
TAIWAN	95	0	-100.00	7,999	0	-100.00
SINGAPORE	32	318	893.75	3,575	4,295	20.14
MALAYSIA	1,042	6,050	480.61	3,303	14,090	326.58
TURKEY	200	0	-100.00	13,800	0	-100.00
AUSTRALIA	200	100	-50.00	10,575	4,000	-62.17
NEW ZEALAND	0	100	-	0	3,500	-
EAST TIMOR	112	0	-100.00	1,400	0	-100.00
UNITED STATES	36,844	37,586	2.01	1,319,769	793,198	-39.90
CANADA	0	5,119	-	0	20,250	-
DOMINICA	200	330	65.00	15,600	11,045	-29.20
UNITED KINGDOM	227	1,124	395.15	12,728	52,489	312.39
NETHERLANDS	1,500	0	-100.00	42,810	0	-100.00
FRANCE	0	300	-	0	2,100	-
GERMANY, FED. REP. OF	1,750	3,158	80.46	77,940	130,401	67.31
SWITZERLAND	50	46	-8.00	2,500	1,710	-31.60
-LAINNYA	3,915,098	9,566,320	144.34	5,722,185	15,532,142	171.44
JAPAN	269,761	247,762	-8.15	645,881	625,931	-3.09
HONG KONG	339,673	111,198	-67.26	250,230	220,185	-12.01
KOREA, REPUBLIC OF	98,062	157,015	60.12	103,563	158,732	53.27
TAIWAN	17,433	33,851	94.18	47,463	21,720	-54.24
CHINA	43,561	521,649	1,097.51	59,038	660,023	1,017.96
THAILAND	36,024	10,090	-71.99	299,844	40,843	-86.38
SINGAPORE	749,523	2,611,178	248.38	1,659,956	3,234,327	94.84
PHILIPPINES	0	34	-	0	164	-
MALAYSIA	274,071	1,020,599	272.38	121,425	487,418	301.41
BRUNEI DARUSSALAM	6,915	0	-100.00	17,046	0	-100.00
NEPAL	0	108,000	-	0	137,590	-
VIET NAM	561,633	552,388	-1.65	574,081	424,484	-26.06
INDIA	424,640	2,465,081	480.51	382,956	6,874,860	1,695.21
PAKISTAN	97,550	209,261	114.52	41,744	313,553	651.13
BANGLADESH	127,301	49,000	-61.51	52,590	70,000	33.11
AFGHANISTAN	13,800	0	-100.00	770	0	-100.00
SAUDI ARABIA	175,223	267,856	52.87	542,856	787,558	45.08
JORDAN	10,000	0	-100.00	1,200	0	-100.00
LEBANON	0	18,000	-	0	3,906	-
YEMEN	0	31,295	-	0	48,387	-
SYRIA ARAB REPUBLIC	100,000	80,000	-20.00	25,269	16,500	-34.70
UNITED ARAB EMIRATES	176,299	329,305	86.79	224,629	377,939	68.25
QATAR	11,250	0	-100.00	7,174	0	-100.00
EGYPT	2,133	232,250	10,788.42	4,736	96,007	1,927.17
BENIN	0	12,000	-	0	12	-
SOUTH AFRICA	0	24,525	-	0	28,202	-
AUSTRALIA	16,306	34,369	110.78	56,427	74,308	31.69
NEW ZEALAND	200	980	390.00	916	5,076	454.15
EAST TIMOR	319	417	30.72	76	225	196.05
UNITED STATES	142,579	106,812	-25.09	273,962	239,693	-12.51
CANADA	0	21,688	-	0	31,368	-
MEXICO	16,000	0	-100.00	8,025	0	-100.00
BRAZIL	0	3,019	-	0	12,600	-
UNITED KINGDOM	19,583	26,690	36.29	44,438	119,078	167.96
NETHERLANDS	105,918	209,674	97.96	114,435	363,425	217.58
FRANCE	21,398	7,800	-63.55	118,850	9,215	-92.25
GERMANY, FED. REP. OF	30,131	8,400	-72.12	15,377	2,260	-85.30
BELGIUM	1,000	41,750	4,075.00	4,000	30,951	673.78
ITALY	1,172	1,954	66.72	3,118	2,891	-7.28
POLAND	14,640	0	-100.00	6,910	0	-100.00
BULGARIA	0	2,380	-	0	2,890	-
UKRAINE	11,000	8,050	-26.82	13,200	9,821	-25.60
TEBAKAU	14,649,060	13,798,116	-5.81	28,878,547	31,836,875	10.24
JAPAN	59,900	880	-98.53	164,944	50	-99.97
HONG KONG	0	38,400	-	0	158,096	-
KOREA, REPUBLIC OF	0	141	-	0	13,730	-
SINGAPORE	346,332	209,480	-39.51	189,783	141,699	-25.34

TABEL 5. PERKEMBANGAN EKSPOR INDONESIA MENURUT KOMODITI DAN NEGARA TUJUAN

JENIS BARANG	BERAT BERSIH (KG)		PERUB	NILAI FOB (US \$)		PERUB
	JAN-MEI 2005	JAN-MEI 2006	%	JAN-MEI 2005	JAN-MEI 2006	%
(1)	(2)	(3)	(4)	(5)	(6)	(7)
PHILIPPINES	2,104,363	227,097	-89.21	2,111,378	227,741	-89.21
MALAYSIA	285,464	179,057	-37.28	613,485	185,199	-69.81
VIET NAM	80,231	57,620	-28.18	43,377	30,929	-28.70
PAKISTAN	723	0	-100.00	1,077	0	-100.00
SRI LANKA	206,933	121,731	-41.17	2,440,350	1,661,223	-31.93
UNITED ARAB EMIRATES	307,078	0	-100.00	556,722	0	-100.00
EGYPT	379,835	354,321	-6.72	208,518	293,472	40.74
COTE D'IVOIRE	0	9,000	-	0	6,363	-
SOUTH AFRICA	60,000	60,000	0.00	27,000	40,000	48.15
AUSTRALIA	59,450	118,800	99.83	95,120	154,440	62.36
UNITED STATES	1,795,395	2,166,795	20.69	1,951,005	2,133,390	9.35
CANADA	19,200	0	-100.00	4,416	0	-100.00
HONDURAS	59,651	19,866	-66.70	148,666	53,849	-63.78
NICARAGUA	70,754	99,123	40.10	255,883	267,770	4.65
ARGENTINA	0	2,160	-	0	2,484	-
URUGUAY	299,999	0	-100.00	162,000	0	-100.00
PARAGUAY	488,280	40,000	-91.81	192,498	26,000	-86.49
PUERTO RICO	108,264	306,021	182.66	166,726	265,527	59.26
DOMINICAN REPUBLIC	157,046	202,993	29.26	1,262,754	1,648,366	30.54
UNITED KINGDOM	106,920	421,740	294.44	117,612	629,047	434.85
NETHERLANDS	987,295	1,275,855	29.23	1,472,243	1,990,999	35.24
FRANCE	621,147	745,152	19.96	578,747	962,050	66.23
GERMANY, FED. REP. OF	297,177	771,289	159.54	6,643,840	8,162,974	22.87
BELGIUM	1,599,610	2,882,075	80.17	3,050,294	5,499,074	80.28
DENMARK	62,225	99,338	59.64	273,482	204,638	-25.17
NORWAY	192,493	57,661	-70.05	325,501	107,827	-66.87
IRELAND	0	99,000	-	0	227,700	-
SPAIN	624,075	406,194	-34.91	4,161,524	5,324,317	27.94
PORTUGAL	0	500	-	0	3,313	-
GREECE	0	440	-	0	110	-
POLAND	0	39,837	-	0	36,077	-
BELARUS	40,000	0	-100.00	16,000	0	-100.00
KAZAKHSTAN	57,420	19,800	-65.52	37,382	8,514	-77.22
UKRAINE	369,418	355,156	-3.86	146,309	133,878	-8.50
LITHUANIA	328,699	0	-100.00	251,884	0	-100.00
RUSSIA FEDERATION	2,473,683	2,410,594	-2.55	1,208,027	1,236,029	2.32
BIJI COKLAT	120,032,352	157,322,851	31.07	160,230,283	187,233,641	16.85
JAPAN	150,485	109,000	-27.57	247,572	194,250	-21.54
CHINA	3,607,247	5,810,749	61.09	5,491,621	7,527,817	37.08
THAILAND	3,771,600	3,298,976	-12.53	5,726,785	4,064,487	-29.03
SINGAPORE	11,345,997	18,573,177	63.70	15,136,595	23,711,028	56.65
MALAYSIA	61,977,713	81,790,897	31.97	78,460,321	94,617,950	20.59
BHUTAN	50,000	0	-100.00	74,865	0	-100.00
INDIA	0	100,000	-	0	138,830	-
PAKISTAN	157,000	25,200	-83.95	47,800	4,788	-89.98
SRI LANKA	0	150,000	-	0	225,225	-
MAURITIUS	0	200,000	-	0	262,277	-
UNITED STATES	26,811,133	41,058,680	53.14	37,789,301	48,655,583	28.75
MEXICO	1,575,063	0	-100.00	2,177,460	0	-100.00
BRAZIL	1,600,000	4,499,339	181.21	2,264,749	5,437,792	140.11
UNITED KINGDOM	8,700,000	0	-100.00	12,292,157	0	-100.00
NETHERLANDS	137,500	362,911	163.94	230,652	540,650	134.40
FRANCE	114	0	-100.00	139	0	-100.00
GERMANY, FED. REP. OF	112,500	812,500	622.22	248,866	1,192,372	379.12
BELGIUM	0	498,722	-	0	647,512	-
SPAIN	36,000	0	-100.00	41,400	0	-100.00
UKRAINE	0	32,700	-	0	13,080	-
-IKAN TONGKOL/TUNA	17,694,871	14,836,525	-16.15	52,692,478	44,861,075	-14.86
JAPAN	9,805,664	7,789,003	-20.57	35,669,050	29,535,107	-17.20
HONG KONG	287,439	131,039	-54.41	388,360	192,296	-50.49
KOREA, DEMOCRATIC PEOPLE'S	0	1,067	-	0	5,335	-
KOREA, REPUBLIC OF	1,195,557	96,073	-91.96	1,458,323	131,831	-90.96
TAIWAN	687,008	185,790	-72.96	566,903	232,593	-58.97
CHINA	581,074	376,426	-35.22	434,354	403,611	-7.08
THAILAND	253,661	1,276,462	403.22	444,798	987,752	122.07
SINGAPORE	1,726,923	1,352,012	-21.71	4,535,711	3,924,591	-13.47
PHILIPPINES	279,098	208,017	-25.47	127,341	149,609	17.49
MALAYSIA	235,473	109,435	-53.53	354,346	60,979	-82.79
VIET NAM	26,500	332,201	1,153.59	34,450	472,631	1,271.93
PAKISTAN	0	78,000	-	0	62,400	-
JORDAN	0	2,704	-	0	14,096	-
LEBANON	2,325	48,159	1,971.35	9,252	42,849	363.13
UNITED ARAB EMIRATES	614	1,931	214.50	1,625	5,630	246.46
REUNION	0	12,000	-	0	55,800	-
SOUTH AFRICA	68,368	0	-100.00	56,100	0	-100.00
MAURITIUS	0	30,410	-	0	56,466	-

TABEL 5. PERKEMBANGAN EKSPOR INDONESIA MENURUT KOMODITI DAN NEGARA TUJUAN

JENIS BARANG	BERAT BERSIH (KG)		PERUB	NILAI FOB (US \$)		PERUB
	JAN-MEI 2005	JAN-MEI 2006	%	JAN-MEI 2005	JAN-MEI 2006	%
(1)	(2)	(3)	(4)	(5)	(6)	(7)
AUSTRALIA	113,994	86,847	-23.81	635,937	369,716	-41.86
UNITED STATES	1,375,340	1,424,692	3.59	4,751,620	4,558,701	-4.06
CANADA	71	1,060	1,392.96	404	8,576	2,022.77
MEXICO	0	185,145	-	0	374,625	-
PUERTO RICO	19,974	13,253	-33.65	69,595	51,280	-26.32
UNITED KINGDOM	113,664	171,513	50.89	189,884	176,045	-7.29
NETHERLANDS	762,570	497,697	-34.73	2,612,816	1,676,696	-35.83
FRANCE	31,023	53,926	73.83	37,785	245,347	549.32
GERMANY, FED. REP. OF	39,380	67,042	70.24	135,106	139,043	2.91
BELGIUM	40,232	208,220	417.55	136,214	514,492	277.71
SWITZERLAND	0	1	-	0	1	-
DENMARK	0	17,827	-	0	13,411	-
ITALY	11,692	35,999	207.89	18,122	203,376	1,022.26
SPAIN	34,979	34,501	-1.37	17,490	171,931	883.02
HUNGARY	600	0	-100.00	1,500	0	-100.00
RUSSIA FEDERATION	1,648	8,073	389.87	5,392	24,259	349.91
-UBUR-UBUR	1,714,458	675,028	-60.63	2,685,374	1,358,377	-49.42
JAPAN	860,809	131,538	-84.72	1,873,087	519,135	-72.28
HONG KONG	15,559	885	-94.31	34,473	4,335	-87.42
KOREA, REPUBLIC OF	216,318	360,794	66.79	258,123	569,313	120.56
TAIWAN	284,438	30,027	-89.44	303,414	39,285	-87.05
CHINA	308,602	125,506	-59.33	165,367	184,816	11.76
SINGAPORE	1,816	21,260	1,070.70	19,334	33,450	73.01
MALAYSIA	20,940	3,750	-82.09	17,684	4,934	-72.10
NEW ZEALAND	24	0	-100.00	50	0	-100.00
UNITED STATES	1,095	545	-50.23	1,315	1,271	-3.35
CANADA	0	40	-	0	125	-
UNITED KINGDOM	160	74	-53.75	575	175	-69.57
NETHERLANDS	89	19	-78.65	250	60	-76.00
FRANCE	3,796	207	-94.55	9,782	322	-96.71
GERMANY, FED. REP. OF	749	301	-59.81	1,720	805	-53.20
ITALY	0	48	-	0	260	-
CZECH REPUBLIC	63	34	-46.03	200	91	-54.50
-KEPITING, KERANG-KERANGAN	19,403,576	20,376,467	5.01	60,737,721	60,458,762	-0.46
JAPAN	763,175	680,833	-10.79	2,711,378	4,153,828	53.20
HONG KONG	1,248,096	1,105,572	-11.42	1,832,112	2,512,856	37.16
KOREA, REPUBLIC OF	472,276	701,615	48.56	940,596	1,267,459	34.75
TAIWAN	824,489	575,853	-30.16	1,204,815	885,893	-26.47
CHINA	3,544,383	2,744,155	-22.58	1,995,022	1,579,257	-20.84
MONGOLIA	347	0	-100.00	694	0	-100.00
THAILAND	1,870,444	4,323,948	131.17	382,791	1,147,887	199.87
SINGAPORE	1,197,039	1,199,042	0.17	2,634,137	2,378,432	-9.71
PHILIPPINES	90,780	853	-99.06	55,932	16,585	-70.35
MALAYSIA	1,405,001	1,304,883	-7.13	1,752,060	1,670,708	-4.64
MYANMAR (FORM. BURMA)	0	420	-	0	840	-
BRUNEI DARUSSALAM	7,701	3	-99.96	9,889	11	-99.89
VIET NAM	624,192	443,384	-28.97	946,827	631,913	-33.26
INDIA	100	39,600	39,500.00	1,040	78,115	7,411.06
BANGLADESH	85	0	-100.00	61	0	-100.00
SRI LANKA	53	24,800	46,692.45	125	15,273	12,118.40
SAUDI ARABIA	0	77	-	0	183	-
KUWAIT	330	0	-100.00	358	0	-100.00
LEBANON	0	1,227	-	0	953	-
UNITED ARAB EMIRATES	0	26	-	0	190	-
CYPRUS	18,000	10,366	-42.41	28,164	19,675	-30.14
EGYPT	0	22,589	-	0	60,047	-
SOUTH AFRICA	44,541	78,374	75.96	98,368	197,907	101.19
MAURITIUS	12,500	0	-100.00	21,250	0	-100.00
AUSTRALIA	25,264	91,430	261.90	168,082	535,447	218.56
NEW ZEALAND	93	36	-61.29	5,575	100	-98.21
AMERICAN SAMOA	27	0	-100.00	110	0	-100.00
SAMOA	5,080	0	-100.00	16,554	0	-100.00
EAST TIMOR	2,600	0	-100.00	1,872	0	-100.00
UNITED STATES	4,171,189	4,290,783	2.87	37,693,340	36,349,281	-3.57
CANADA	172,162	321,347	86.65	290,133	936,698	222.85
MEXICO	20,413	11,751	-42.43	38,810	38,900	0.23
PANAMA	20,090	31,158	55.09	54,600	77,440	41.83
ARGENTINA	0	20,471	-	0	56,981	-
BRAZIL	0	85	-	0	60	-
PUERTO RICO	250,533	99,297	-60.37	744,900	313,753	-57.88
MARTINIQUE	50,086	709	-98.58	104,074	1,920	-98.16
GUADELOUPE	50,409	0	-100.00	90,498	0	-100.00
UNITED KINGDOM	206,558	49,209	-76.18	1,418,909	256,589	-81.92
NETHERLANDS	92,263	66,275	-28.17	381,909	409,364	7.19
FRANCE	156,925	33,928	-78.38	496,819	67,144	-86.49
GERMANY, FED. REP. OF	3,679	19,032	417.31	7,720	44,355	474.55

TABEL 5. PERKEMBANGAN EKSPOR INDONESIA MENURUT KOMODITI DAN NEGARA TUJUAN

JENIS BARANG	BERAT BERSIH (KG)		PERUB %	NILAI FOB (US \$)		PERUB %
	JAN-MEI 2005	JAN-MEI 2006		JAN-MEI 2005	JAN-MEI 2006	
(1)	(2)	(3)	(4)	(5)	(6)	(7)
AUSTRIA	0	100	-	0	300	-
BELGIUM	112,652	74,713	-33.68	265,368	204,313	-23.01
SWITZERLAND	5,316	1,306	-75.43	14,257	732	-94.87
DENMARK	115	1,441	1,153.04	350	908	159.43
NORWAY	0	90	-	0	225	-
SWEDEN	244	159	-34.84	1,150	625	-45.65
IRELAND	16,341	0	-100.00	262,277	0	-100.00
ITALY	1,286,951	1,265,513	-1.67	2,657,523	2,637,634	-0.75
SPAIN	400,291	453,489	13.29	859,978	1,161,228	35.03
PORTUGAL	189,054	235,171	24.39	421,765	605,032	43.45
GREECE	40,950	19,997	-51.17	124,904	67,680	-45.81
POLAND	622	0	-100.00	319	0	-100.00
LATVIA	0	756	-	0	3,651	-
CROATIA	0	30,405	-	0	69,961	-
CZECH REPUBLIC	80	196	145.00	131	429	227.48
RUSSIA FEDERATION	57	0	-100.00	175	0	-100.00
-BEKICOT	1,255,355	1,247,194	-0.65	1,855,435	2,179,979	17.49
JAPAN	5,526	0	-100.00	35,811	0	-100.00
HONG KONG	112,228	76,538	-31.80	122,254	151,220	23.69
KOREA, REPUBLIC OF	41,214	23,215	-43.67	91,735	58,044	-36.73
TAIWAN	609,609	672,586	10.33	740,001	827,725	11.85
CHINA	19,378	37,650	94.29	10,523	20,708	96.79
MACAU	342	0	-100.00	1,026	0	-100.00
THAILAND	225	612	172.00	113	1,674	1,381.42
SINGAPORE	80,576	64,105	-20.44	205,467	169,918	-17.30
MALAYSIA	32,457	14,044	-56.73	16,721	7,788	-53.42
CYPRUS	17	0	-100.00	33	0	-100.00
SOUTH AFRICA	37,824	92,133	143.58	68,880	225,200	226.95
SAMOA	423	0	-100.00	1,380	0	-100.00
UNITED STATES	0	15,840	-	0	42,075	-
CANADA	149,756	90,234	-39.75	259,847	219,047	-15.70
UNITED KINGDOM	544	749	37.68	1,120	1,625	45.09
FRANCE	164,955	119,096	-27.80	299,936	373,172	24.42
BELGIUM	0	39,997	-	0	80,900	-
NORWAY	0	42	-	0	143	-
SWEDEN	26	51	96.15	62	95	53.23
ITALY	49	0	-100.00	75	0	-100.00
PORTUGAL	17	39	129.41	38	75	97.37
GREECE	21	6	-71.43	44	16	-63.64
HUNGARY	14	53	278.57	26	114	338.46
POLAND	25	104	316.00	46	222	382.61
LITHUANIA	35	12	-65.71	136	38	-72.06
RUSSIA FEDERATION	94	88	-6.38	161	180	11.80
-IKAN LAINNYA	157,367,992	246,201,890	56.45	101,272,285	99,946,469	-1.31
JAPAN	3,489,918	2,667,419	-23.57	7,008,014	5,312,120	-24.20
HONG KONG	3,284,230	4,397,636	33.90	11,443,981	11,581,795	1.20
KOREA, REPUBLIC OF	7,859,565	4,717,732	-39.97	6,147,827	4,145,256	-32.57
TAIWAN	13,231,915	12,519,321	-5.39	9,784,129	8,265,743	-15.52
CHINA	59,620,392	39,754,363	-33.32	14,286,830	10,265,084	-28.15
MACAU	325	60	-81.54	3,750	1,500	-60.00
THAILAND	29,248,685	149,616,608	411.53	4,384,093	21,740,410	395.89
SINGAPORE	16,825,725	12,154,672	-27.76	18,460,184	13,862,673	-24.91
PHILIPPINES	2,639,327	3,416,220	29.44	1,428,137	1,451,558	1.64
MALAYSIA	12,073,098	10,032,189	-16.90	9,196,937	7,737,721	-15.87
CAMBODIA	0	80	-	0	500	-
BRUNEI DARUSSALAM	14,276	0	-100.00	18,333	0	-100.00
VIET NAM	102,055	857,983	740.71	161,141	1,261,094	682.60
INDIA	1,600	0	-100.00	3,200	0	-100.00
SRI LANKA	78,340	15,025	-80.82	69,615	6,100	-91.24
IRAN (ISLAMIC REPUBLIC OF)	15,549	360	-97.68	12,266	414	-96.62
SAUDI ARABIA	162,941	23,525	-85.56	199,850	43,433	-78.27
KUWAIT	692	1,055	52.46	1,831	1,745	-4.70
JORDAN	280	3,675	1,212.50	1,159	44,688	3,755.74
LEBANON	111,911	281,252	151.32	77,175	215,558	179.31
YEMEN	0	15	-	0	1,508	-
OMAN	52,000	0	-100.00	18,020	0	-100.00
SYRIA ARAB REPUBLIC	536	2,604	385.82	4,427	16,726	277.82
TURKEY	49	12,139	24,673.47	868	16,994	1,857.83
UNITED ARAB EMIRATES	30,491	25,536	-16.25	23,707	16,672	-29.67
BAHRAIN	848	1,191	40.45	2,800	3,652	30.43
CYPRUS	1,488	2,410	61.96	5,490	7,844	42.88
EGYPT	34	34	0.00	1,134	27	-97.62
KENYA	0	26,500	-	0	7,950	-
REUNION	24,000	24,000	0.00	66,000	111,600	69.09
MOZAMBIQUE	87,648	0	-100.00	86,785	0	-100.00
GHANA	62,000	73,000	17.74	58,500	60,000	2.56

TABEL 5. PERKEMBANGAN EKSPOR INDONESIA MENURUT KOMODITI DAN NEGARA TUJUAN

JENIS BARANG	BERAT BERSIH (KG)		PERUB	NILAI FOB (US \$)		PERUB
	JAN-MEI 2005	JAN-MEI 2006	%	JAN-MEI 2005	JAN-MEI 2006	%
(1)	(2)	(3)	(4)	(5)	(6)	(7)
ANGOLA	35,699	0	-100.00	40,513	0	-100.00
SEYCHELLES	0	12,506	-	0	7,086	-
SAINT HELENA	0	2,000	-	0	920	-
SOUTH AFRICA	102,213	204	-99.80	76,821	2,268	-97.05
MAURITIUS	65,199	12,500	-80.83	46,790	5,239	-88.80
RWANDA	0	1,200	-	0	3,000	-
AUSTRALIA	1,658,077	777,164	-53.13	1,059,089	1,296,768	22.44
NEW ZEALAND	1,110	1,431	28.92	8,734	8,110	-7.14
COOK ISLANDS	52,000	0	-100.00	49,400	0	-100.00
FIJI	0	40,500	-	0	42,445	-
MARSHALL ISLANDS	2,690	0	-100.00	4,035	0	-100.00
SAMOA	3,245	0	-100.00	10,576	0	-100.00
SOLOMON ISLANDS	1,120	0	-100.00	1,680	0	-100.00
EAST TIMOR	6,919	30	-99.57	5,083	2,350	-53.77
UNITED STATES	2,545,753	2,022,158	-20.57	8,164,518	6,321,512	-22.57
CANADA	49,995	45,950	-8.09	233,090	152,148	-34.73
MEXICO	32,671	0	-100.00	40,867	0	-100.00
GUATEMALA	33,293	0	-100.00	31,559	0	-100.00
PANAMA	972,000	648,000	-33.33	845,700	539,120	-36.25
CUBA	155	0	-100.00	1,000	0	-100.00
SURINAME	0	148	-	0	210	-
VENEZUELA	20	0	-100.00	936	0	-100.00
BRAZIL	2,236	1,422	-36.40	1,970	1,004	-49.04
URUGUAY	80,590	0	-100.00	13,701	0	-100.00
PERU	165	52,000	31,415.15	962	47,200	4,806.44
TRINIDAD AND TOBAGO	0	27,000	-	0	22,460	-
PUERTO RICO	199,582	32,491	-83.72	824,552	112,409	-86.37
DOMINICAN REPUBLIC	36,225	50,027	38.10	104,005	140,930	35.50
CAYMAN ISLANDS	0	1,320	-	0	1,016	-
MARTINIQUE	33,063	12,903	-60.97	101,653	34,904	-65.66
NETHERLANDS ANTILLES	0	11,774	-	0	120,728	-
UNITED KINGDOM	466,260	383,405	-17.77	916,410	722,992	-21.11
NETHERLANDS	81,216	228,905	181.85	326,802	667,525	104.26
FRANCE	270,774	60,815	-77.54	571,358	217,254	-61.98
GERMANY, FED. REP. OF	181,086	71,855	-60.32	436,383	298,520	-31.59
AUSTRIA	1,448	3,277	126.31	15,920	19,971	25.45
BELGIUM	545,131	142,235	-73.91	1,246,463	414,410	-66.75
SWITZERLAND	15,701	3,717	-76.33	17,640	10,933	-38.02
DENMARK	72,428	14,987	-79.31	167,665	68,891	-58.91
NORWAY	1,885	1,445	-23.34	8,166	7,128	-12.71
SWEDEN	1,956	2,404	22.90	17,504	31,899	82.24
FINLAND	278	0	-100.00	331	0	-100.00
IRELAND	49,560	0	-100.00	163,360	0	-100.00
ITALY	136,129	431,487	216.97	410,506	981,626	139.13
SPAIN	48,005	96,716	101.47	118,690	228,128	92.20
PORTUGAL	26,184	14,300	-45.39	83,239	45,384	-45.48
GREECE	41,720	14,881	-64.33	120,859	13,530	-88.81
HUNGARY	4,229	3,134	-25.89	7,994	6,375	-20.25
POLAND	475,632	287,115	-39.64	1,954,832	973,966	-50.18
ROMANIA	270	0	-100.00	763	0	-100.00
BULGARIA	514	160	-68.87	2,732	1,000	-63.40
KAZAKHSTAN	190	0	-100.00	1,033	0	-100.00
UKRAINE	479	216	-54.91	563	724	28.60
LITHUANIA	274	245	-10.58	701	1,019	45.36
ESTONIA	148	36,064	24,267.57	172	127,666	74,124.42
GEORGIA	0	500	-	0	3,731	-
MALTA	422	13,867	3,186.02	1,822	8,872	386.94
SLOVENIA	304	0	-100.00	2,021	0	-100.00
CZECH REPUBLIC	2,525	3,307	30.97	15,626	24,855	59.06
RUSSIA FEDERATION	9,306	7,521	-19.18	39,313	27,878	-29.09
-BIJI BUNGA	264,839	104,105	-60.69	1,103,055	981,033	-11.06
KOREA, REPUBLIC OF	300	0	-100.00	300	0	-100.00
TAIWAN	102,000	37,880	-62.86	69,420	26,572	-61.72
CHINA	162,000	62,100	-61.67	35,640	21,735	-39.02
SINGAPORE	115	179	55.65	278,700	327,583	17.54
MALAYSIA	0	2,833	-	0	6,075	-
INDIA	0	800	-	0	160	-
UNITED STATES	26	0	-100.00	18,567	0	-100.00
UNITED KINGDOM	35	24	-31.43	73,704	64,647	-12.29
NETHERLANDS	309	234	-24.27	596,219	492,696	-17.36
FRANCE	54	51	-5.56	30,505	20,464	-32.92
DENMARK	0	4	-	0	21,101	-
-BIJI KAPAS	581,480	329,754	-43.29	96,263	47,192	-50.98
KOREA, REPUBLIC OF	423,980	0	-100.00	71,738	0	-100.00
TAIWAN	157,500	329,754	109.37	24,525	47,192	92.42
-BIJI LAINNYA	32,863,487	64,928,867	97.57	8,715,972	13,551,993	55.48

TABEL 5. PERKEMBANGAN EKSPOR INDONESIA MENURUT KOMODITI DAN NEGARA TUJUAN

JENIS BARANG	BERAT BERSIH (KG)		PERUB	NILAI FOB (US \$)		PERUB
	JAN-MEI 2005	JAN-MEI 2006	%	JAN-MEI 2005	JAN-MEI 2006	%
(1)	(2)	(3)	(4)	(5)	(6)	(7)
JAPAN	22,761	381,541	1,576.29	9,596	357,495	3,625.46
HONG KONG	416,669	133,407	-67.98	292,511	134,161	-54.13
KOREA, REPUBLIC OF	2,453	88,497	3,507.70	14,281	51,074	257.64
TAIWAN	49,288	385,295	681.72	30,325	184,516	508.46
CHINA	360,165	259,906	-27.84	243,767	362,750	48.81
PAPUA NEW GUINEA	329	0	-100.00	321	0	-100.00
THAILAND	65,425	19,897,330	30,312.43	134,130	562,953	319.71
SINGAPORE	319,973	316,230	-1.17	268,552	442,240	64.68
PHILIPPINES	202,264	71,920	-64.44	86,390	24,157	-72.04
MALAYSIA	20,831,027	41,949,956	101.38	5,209,411	9,949,070	90.98
BRUNEI DARUSSALAM	26,639	98,443	269.54	36,698	101,186	175.73
NEPAL	214	0	-100.00	550	0	-100.00
VIET NAM	321,763	840,849	161.33	309,882	690,188	122.73
MALDIVES	0	43	-	0	240	-
INDIA	830,277	179,998	-78.32	861,641	216,533	-74.87
PAKISTAN	120	77,271	64,292.50	540	7,950	1,372.22
SAUDI ARABIA	19,836	2,615	-86.82	11,510	1,679	-85.41
JORDAN	44,400	126,081	183.97	78,600	209,130	166.07
UNITED ARAB EMIRATES	9,423	10,597	12.46	27,779	9,500	-65.80
MOROCCO	6,119	0	-100.00	7,322	0	-100.00
CAMEROON	950	0	-100.00	41,797	0	-100.00
NIGERIA	300	0	-100.00	40,541	0	-100.00
MAURITIUS	0	911	-	0	18,855	-
AUSTRALIA	29,445	17,841	-39.41	62,021	30,010	-51.61
VANUATU	0	268	-	0	149	-
EAST TIMOR	32,542	16,752	-48.52	17,017	14,476	-14.93
UNITED STATES	3,155	24,122	664.56	9,493	78,952	731.69
CANADA	0	404	-	0	105	-
UNITED KINGDOM	18	0	-100.00	2	0	-100.00
NETHERLANDS	35,801	16,540	-53.80	62,879	44,153	-29.78
FRANCE	0	325	-	0	306	-
GERMANY, FED. REP. OF	0	2,521	-	0	10,058	-
BELGIUM	0	17,000	-	0	31,110	-
NORWAY	0	3,800	-	0	8,082	-
ITALY	9,232,131	1	-100.00	858,416	7	-100.00
SPAIN	0	316	-	0	256	-
PORTUGAL	0	8,087	-	0	10,652	-
BULU BEBEK	211,513	110,568	-47.73	176,569	104,476	-40.83
TAIWAN	204,100	109,058	-46.57	155,340	97,121	-37.48
INDIA	266	0	-100.00	2,292	0	-100.00
AUSTRALIA	186	0	-100.00	47	0	-100.00
NEW ZEALAND	3	0	-100.00	32	0	-100.00
GUAM	0	28	-	0	85	-
UNITED KINGDOM	0	107	-	0	1,289	-
NETHERLANDS	6,069	0	-100.00	16,283	0	-100.00
FRANCE	110	0	-100.00	143	0	-100.00
GERMANY, FED. REP. OF	303	0	-100.00	615	0	-100.00
DENMARK	275	0	-100.00	471	0	-100.00
ITALY	201	0	-100.00	1,346	0	-100.00
SPAIN	0	149	-	0	871	-
YUGOSLAVIA	0	98	-	0	177	-
RUSSIA FEDERATION	0	1,128	-	0	4,933	-
DAMAR DAN GETAH DAMAR	11,948,053	11,986,455	0.32	5,891,713	9,713,780	64.87
JAPAN	398,944	607,082	52.17	199,419	504,771	153.12
KOREA, REPUBLIC OF	697,200	422,399	-39.41	339,311	327,994	-3.34
TAIWAN	998,396	708,921	-28.99	485,835	584,303	20.27
CHINA	133,200	18,000	-86.49	64,824	16,767	-74.13
THAILAND	76,799	216,250	181.58	40,082	189,493	372.76
SINGAPORE	0	45,620	-	0	95,623	-
PHILIPPINES	0	153,600	-	0	132,480	-
MALAYSIA	38,400	53,400	39.06	18,694	49,230	163.35
INDIA	2,469,348	2,750,348	11.38	1,233,324	2,321,772	88.25
PAKISTAN	878,997	1,114,400	26.78	439,792	823,018	87.14
BANGLADESH	449,472	537,600	19.61	217,555	473,376	117.59
SRI LANKA	33,150	15,000	-54.75	13,845	8,400	-39.33
SAUDI ARABIA	38,400	38,400	0.00	18,688	37,248	99.32
TURKEY	134,400	192,000	42.86	64,909	138,547	113.45
SOUTH AFRICA	56,400	38,400	-31.91	27,448	35,770	30.32
AUSTRALIA	0	19,200	-	0	18,624	-
NEW ZEALAND	19,200	57,600	200.00	9,344	55,872	497.95
UNITED STATES	207,360	102,240	-50.69	100,916	99,173	-1.73
VENEZUELA	38,400	0	-100.00	18,688	0	-100.00
COLOMBIA	268,799	268,800	0.00	131,034	194,774	48.64
ECUADOR	96,000	57,600	-40.00	46,720	47,904	2.53
UNITED KINGDOM	38,400	0	-100.00	22,510	0	-100.00
NETHERLANDS	1,286,397	1,747,198	35.82	628,926	1,346,946	114.17

TABEL 5. PERKEMBANGAN EKSPOR INDONESIA MENURUT KOMODITI DAN NEGARA TUJUAN

JENIS BARANG	BERAT BERSIH (KG)		PERUB	NILAI FOB (US \$)		PERUB
	JAN-MEI 2005	JAN-MEI 2006	%	JAN-MEI 2005	JAN-MEI 2006	%
(1)	(2)	(3)	(4)	(5)	(6)	(7)
FRANCE	863,999	192,000	-77.78	423,601	144,960	-65.78
GERMANY, FED. REP. OF	403,199	671,999	66.67	197,266	546,883	177.23
BELGIUM	479,999	403,200	-16.00	237,065	316,800	33.63
ITALY	57,600	364,799	533.33	28,378	255,534	800.47
SPAIN	38,400	134,400	250.00	18,688	72,576	288.36
PORTUGAL	806,397	729,599	-9.52	397,991	665,662	67.26
POLAND	902,397	326,400	-63.83	448,172	209,280	-53.30
ROMANIA	38,400	0	-100.00	18,688	0	-100.00
KOPAL DAN LAIN-LAIN	12,504,205	11,589,999	-7.31	7,074,821	9,042,845	27.82
JAPAN	715,828	690,210	-3.58	683,178	843,400	23.45
HONG KONG	115,548	177,715	53.80	136,438	394,246	188.96
KOREA, REPUBLIC OF	48,136	69,149	43.65	55,846	78,981	41.43
TAIWAN	487,789	333,879	-31.55	261,874	215,526	-17.70
CHINA	471,540	312,146	-33.80	263,382	249,502	-5.27
THAILAND	35,020	109,451	212.54	35,514	104,863	195.27
SINGAPORE	1,288,022	816,850	-36.58	1,621,654	888,011	-45.24
PHILIPPINES	131,969	46,200	-64.99	32,821	35,750	8.92
MALAYSIA	537,742	244,194	-54.59	277,930	499,327	79.66
VIET NAM	259,709	83,432	-67.87	67,650	56,208	-16.91
INDIA	4,154,197	5,115,065	23.13	1,675,071	3,363,981	100.83
PAKISTAN	421,250	602,262	42.97	181,871	325,538	78.99
BANGLADESH	1,928,789	1,313,780	-31.89	325,740	259,031	-20.48
SRI LANKA	253,875	207,849	-18.13	92,713	89,091	-3.91
IRAN (ISLAMIC REPUBLIC OF)	0	38,400	-	0	35,770	-
SAUDI ARABIA	292,057	206,970	-29.13	137,747	102,557	-25.55
JORDAN	20,250	0	-100.00	9,618	0	-100.00
LEBANON	11,820	0	-100.00	5,614	0	-100.00
YEMEN	40,190	0	-100.00	11,834	0	-100.00
SYRIA ARAB REPUBLIC	0	48,500	-	0	49,953	-
TURKEY	0	19,200	-	0	22,752	-
UNITED ARAB EMIRATES	252,648	147,793	-41.50	142,157	67,785	-52.32
EGYPT	111,000	75,300	-32.16	100,645	36,367	-63.87
TUNISIA	20,020	0	-100.00	9,509	0	-100.00
ALGERIA	60,000	94,400	57.33	76,200	65,980	-13.41
MOZAMBIQUE	82,430	0	-100.00	39,120	0	-100.00
NIGERIA	0	18,259	-	0	15,825	-
GABON	164	0	-100.00	151	0	-100.00
BENIN	0	20,800	-	0	8,980	-
DJIBOUTI	20,000	0	-100.00	9,500	0	-100.00
AUSTRALIA	154,197	0	-100.00	18,032	0	-100.00
NEW ZEALAND	88,000	0	-100.00	6,160	0	-100.00
NEW CALEDONIA	26	0	-100.00	69	0	-100.00
EAST TIMOR	2	0	-100.00	3	0	-100.00
UNITED STATES	77,606	70,179	-9.57	53,901	94,979	76.21
CANADA	0	21,880	-	0	6,000	-
ARGENTINA	74	0	-100.00	192	0	-100.00
BRAZIL	825	900	9.09	6,188	7,600	22.82
COLOMBIA	40	0	-100.00	40	0	-100.00
UNITED KINGDOM	44,182	23,724	-46.30	100,173	77,577	-22.56
NETHERLANDS	0	12,500	-	0	9,375	-
FRANCE	54,460	35,037	-35.66	96,476	69,981	-27.46
GERMANY, FED. REP. OF	182,996	453,575	147.86	151,378	380,627	151.44
AUSTRIA	25	0	-100.00	45	0	-100.00
BELGIUM	32,000	20,000	-37.50	91,655	90,200	-1.59
SWEDEN	37	0	-100.00	96	0	-100.00
ITALY	103,400	138,400	33.85	289,854	466,682	61.01
SPAIN	6,061	22,000	262.98	5,547	30,400	448.04
HUNGARY	139	0	-100.00	387	0	-100.00
LITHUANIA	142	0	-100.00	848	0	-100.00
SAYUR-SAYURAN	20,926,351	102,554,137	390.07	8,186,194	13,078,894	59.77
JAPAN	1,989,830	1,563,358	-21.43	1,975,771	1,741,297	-11.87
HONG KONG	44,793	7,445	-83.38	47,546	26,471	-44.33
KOREA, REPUBLIC OF	2,747	19,292	602.29	19,490	93,819	381.37
TAIWAN	303,322	1,453,135	379.07	107,259	226,608	111.27
CHINA	407,164	138,634	-65.95	200,708	26,788	-86.65
THAILAND	156,826	86,012	-45.15	73,483	50,559	-31.20
SINGAPORE	6,223,788	9,774,842	57.06	1,727,762	2,758,772	59.67
PHILIPPINES	1,484,669	2,068,715	39.34	675,685	905,324	33.99
MALAYSIA	9,234,075	12,423,504	34.54	2,302,656	3,728,404	61.92
BRUNEI DARUSSALAM	14,939	21,114	41.33	29,743	59,127	98.79
NEPAL	54,000	0	-100.00	54,362	0	-100.00
INDIA	26,881	311,741	1,059.71	24,900	150,762	505.47
PAKISTAN	0	406,696	-	0	173,816	-
SRI LANKA	0	137,573	-	0	84,472	-
SAUDI ARABIA	43,435	71,366	64.31	22,101	70,179	217.54
KUWAIT	0	1,572	-	0	2,147	-

TABEL 5. PERKEMBANGAN EKSPOR INDONESIA MENURUT KOMODITI DAN NEGARA TUJUAN

JENIS BARANG	BERAT BERSIH (KG)		PERUB	NILAI FOB (US \$)		PERUB
	JAN-MEI 2005	JAN-MEI 2006	%	JAN-MEI 2005	JAN-MEI 2006	%
(1)	(2)	(3)	(4)	(5)	(6)	(7)
UNITED ARAB EMIRATES	18,001	50,668	181.47	3,171	39,416	1,143.01
QATAR	0	13,738	-	0	19,513	-
AUSTRALIA	5,648	4,133	-26.82	9,507	7,181	-24.47
NEW ZEALAND	0	45	-	0	69	-
CHRISTMAS ISLANDS	0	1,379	-	0	2,930	-
EAST TIMOR	11,707	10,881	-7.06	3,872	4,331	11.85
UNITED STATES	745,732	215,742	-71.07	766,759	245,579	-67.97
CHILE	0	73,582,000	-	0	2,523,862	-
UNITED KINGDOM	20	0	-100.00	9	0	-100.00
NETHERLANDS	158,606	141,371	-10.87	141,384	102,706	-27.36
FRANCE	0	49,031	-	0	33,857	-
GERMANY, FED. REP. OF	0	150	-	0	905	-
PORTUGAL	168	0	-100.00	26	0	-100.00
BUAH-BUAHAN	70,251,522	90,738,914	29.16	31,803,654	43,063,115	35.40
JAPAN	142,356	32,102	-77.45	201,167	13,591	-93.24
HONG KONG	3,095,597	845,764	-72.68	3,068,026	645,669	-78.95
KOREA, REPUBLIC OF	174,792	54,309	-68.93	108,589	49,857	-54.09
TAIWAN	177,080	97,503	-44.94	86,320	27,920	-67.66
CHINA	3,177,479	2,159,848	-32.03	1,933,011	1,316,639	-31.89
THAILAND	254,281	44,369	-82.55	153,606	43,982	-71.37
SINGAPORE	333,837	2,671,436	700.22	283,790	1,392,151	390.56
PHILIPPINES	198,895	81,706	-58.92	17,136	6,298	-63.25
MALAYSIA	1,968,516	1,268,242	-35.57	768,420	434,716	-43.43
BRUNEI DARUSSALAM	3,495	2,063	-40.97	6,774	5,962	-11.99
NEPAL	2,137,600	3,100,666	45.05	790,563	1,178,212	49.03
VIET NAM	1,499,077	149,087	-90.05	1,516,903	115,487	-92.39
MALDIVES	82	0	-100.00	1,485	0	-100.00
INDIA	19,906,826	44,214,756	122.11	7,889,756	19,729,831	150.07
PAKISTAN	20,503,130	30,263,605	47.60	9,916,772	15,358,932	54.88
BANGLADESH	14,229,613	1,717,463	-87.93	3,718,349	854,525	-77.02
SRI LANKA	0	18,005	-	0	6,383	-
IRAN (ISLAMIC REPUBLIC OF)	1,388,010	2,639,754	90.18	484,554	847,690	74.94
SAUDI ARABIA	383,763	307,761	-19.80	207,478	183,941	-11.34
KUWAIT	6,704	72,266	977.95	4,621	37,910	720.39
UNITED ARAB EMIRATES	524,858	481,276	-8.30	414,316	372,601	-10.07
QATAR	6,088	5,804	-4.66	3,047	4,526	48.54
EGYPT	3,052	0	-100.00	3,280	0	-100.00
ALGERIA	0	46,019	-	0	27,679	-
MAURITIUS	1,000	0	-100.00	561	0	-100.00
AUSTRALIA	8,016	254	-96.83	10,408	152	-98.54
COOK ISLANDS	0	179	-	0	353	-
FIJI	403	0	-100.00	144	0	-100.00
EAST TIMOR	11,620	941	-91.90	2,785	308	-88.94
UNITED STATES	8,139	66,387	715.67	63,055	81,970	30.00
BRAZIL	0	9,499	-	0	3,268	-
NETHERLANDS	67,281	145,049	115.59	108,385	174,028	60.56
FRANCE	26,505	15,345	-42.11	37,413	27,278	-27.09
GERMANY, FED. REP. OF	460	55,982	12,070.00	1,134	52,413	4,521.96
AUSTRIA	16	0	-100.00	40	0	-100.00
BELGIUM	1,062	81,697	7,592.75	550	39,178	7,023.27
DENMARK	0	10,010	-	0	4,354	-
NORWAY	16	0	-100.00	256	0	-100.00
SPAIN	0	572	-	0	1,656	-
PORTUGAL	671	15	-97.76	105	16	-84.76
GREECE	0	124	-	0	32	-
BULGARIA	0	79,056	-	0	23,607	-
MALTA	11,202	0	-100.00	855	0	-100.00
KULIT KERANG DAN LAIN-LAIN	2,332,661	2,496,946	7.04	898,972	1,226,293	36.41
JAPAN	301,999	156,747	-48.10	85,905	114,506	33.29
HONG KONG	127,242	110,078	-13.49	55,595	25,906	-53.40
KOREA, REPUBLIC OF	25,380	17,572	-30.76	30,691	56,173	83.03
TAIWAN	8,621	102	-98.82	14,214	523	-96.32
CHINA	1,693,668	1,836,274	8.42	431,236	557,885	29.37
THAILAND	14,118	41,931	197.00	2,668	141,751	5,213.01
SINGAPORE	17,539	8,788	-49.89	85,456	15,237	-82.17
PHILIPPINES	0	46,000	-	0	3,000	-
MALAYSIA	0	599	-	0	859	-
VIET NAM	20,408	160,292	685.44	27,503	80,233	191.72
INDIA	52,612	16,837	-68.00	37,826	4,298	-88.64
PAKISTAN	0	5,005	-	0	7,500	-
TURKEY	0	1,335	-	0	4,245	-
CONGO	0	1	-	0	39	-
SOUTH AFRICA	0	297	-	0	594	-
AUSTRALIA	28,396	111	-99.61	32,625	711	-97.82
NEW ZEALAND	208	101	-51.44	800	290	-63.75
NEW CALEDONIA	48	0	-100.00	42	0	-100.00

TABEL 5. PERKEMBANGAN EKSPOR INDONESIA MENURUT KOMODITI DAN NEGARA TUJUAN

JENIS BARANG	BERAT BERSIH (KG)		PERUB	NILAI FOB (US \$)		PERUB	
	JAN-MEI 2005	JAN-MEI 2006	%	JAN-MEI 2005	JAN-MEI 2006	%	
(1)	(2)	(3)	(4)	(5)	(6)	(7)	
FIJI		3	0	-100.00	8	0	-100.00
UNITED STATES	934	613	-34.37	1,573	1,262	-19.77	
CANADA	0	375	-	0	1,330	-	
BRAZIL	114	120	5.26	175	189	8.00	
PUERTO RICO	152	0	-100.00	324	0	-100.00	
COSTA RICA	455	0	-100.00	531	0	-100.00	
FRENCH POLYNESIA	431	0	-100.00	757	0	-100.00	
NETHERLANDS	249	0	-100.00	393	0	-100.00	
FRANCE	4,571	166	-96.37	8,118	305	-96.24	
GERMANY, FED. REP. OF	4,750	8,512	79.20	11,414	4,313	-62.21	
BELGIUM	4,415	0	-100.00	6,610	0	-100.00	
NORWAY	187	0	-100.00	1,832	0	-100.00	
SWEDEN	0	79	-	0	449	-	
IRELAND	0	8	-	0	51	-	
ITALY	25,047	84,587	237.71	61,647	202,502	228.49	
SPAIN	1,031	212	-79.44	931	1,443	54.99	
GREECE	0	20	-	0	266	-	
HUNGARY	11	0	-100.00	22	0	-100.00	
BULGARIA	72	0	-100.00	76	0	-100.00	
CROATIA	0	66	-	0	213	-	
SLOVENIA	0	118	-	0	220	-	
TANAMAN OBAT	4,191,166	2,427,843	-42.07	2,955,256	2,280,136	-22.84	
JAPAN	20,877	18,636	-10.73	92,771	89,566	-3.45	
HONG KONG	431,091	60,925	-85.87	137,779	28,473	-79.33	
KOREA, REPUBLIC OF	33,569	22,195	-33.88	23,700	23,532	-0.71	
TAIWAN	1,755,180	754,036	-57.04	737,202	254,478	-65.48	
CHINA	281,405	168,945	-39.96	60,422	22,453	-62.84	
THAILAND	50,240	572	-98.86	65,452	5,490	-91.61	
SINGAPORE	837,453	521,089	-37.78	763,831	859,173	12.48	
MALAYSIA	67,330	40,096	-40.45	144,120	51,254	-64.44	
VIET NAM	53,260	0	-100.00	15,841	0	-100.00	
INDIA	74,176	145,335	95.93	48,606	193,358	297.81	
PAKISTAN	49,000	0	-100.00	9,162	0	-100.00	
BANGLADESH	0	75,600	-	0	7,938	-	
SRI LANKA	530	0	-100.00	4,394	0	-100.00	
SAUDI ARABIA	282,834	301,261	6.52	210,984	407,226	93.01	
YEMEN	0	3,000	-	0	900	-	
TURKEY	159	0	-100.00	4,336	0	-100.00	
UNITED ARAB EMIRATES	96,842	130,014	34.25	36,041	45,992	27.61	
QATAR	0	100	-	0	1,500	-	
SUDAN	0	38,000	-	0	13,663	-	
BENIN	0	38,000	-	0	7,600	-	
AUSTRALIA	50	0	-100.00	1,108	0	-100.00	
NEW CALEDONIA	0	47	-	0	120	-	
COOK ISLANDS	3,595	0	-100.00	1,100	0	-100.00	
UNITED STATES	5,354	1,120	-79.08	135,696	2,960	-97.82	
CANADA	528	220	-58.33	10,045	1,110	-88.95	
PANAMA	20	0	-100.00	909	0	-100.00	
SURINAME	259	0	-100.00	6,140	0	-100.00	
BRAZIL	107	0	-100.00	2,293	0	-100.00	
NETHERLANDS	673	6,679	892.42	8,696	11,021	26.74	
FRANCE	11,634	2,558	-78.01	117,529	68,600	-41.63	
GERMANY, FED. REP. OF	35,000	63,105	80.30	53,977	102,189	89.32	
SWITZERLAND	1,247	0	-100.00	36,118	0	-100.00	
SWEDEN	0	19,000	-	0	3,800	-	
ITALY	7,000	0	-100.00	9,584	0	-100.00	
SPAIN	7,000	0	-100.00	14,017	0	-100.00	
GREECE	605	0	-100.00	15,766	0	-100.00	
LITHUANIA	6,432	0	-100.00	8,362	0	-100.00	
LATVIA	32,020	0	-100.00	45,561	0	-100.00	
RUSSIA FEDERATION	45,696	17,310	-62.12	133,714	77,740	-41.86	
-GANGGANG LAUT	23,003,722	31,987,654	39.05	12,236,672	16,183,594	32.25	
JAPAN	94,000	121,297	29.04	718,984	1,378,763	91.77	
HONG KONG	2,400,663	6,261,750	160.83	710,440	1,961,597	176.11	
KOREA, REPUBLIC OF	2,062,697	1,807,809	-12.36	1,236,972	1,009,607	-18.38	
TAIWAN	144,052	103,931	-27.85	26,361	33,656	27.67	
CHINA	6,871,351	11,919,705	73.47	2,042,854	3,360,775	64.51	
THAILAND	165,262	61,641	-62.70	119,756	87,679	-26.79	
SINGAPORE	10,469	43,580	316.28	80,000	146,846	83.56	
PHILIPPINES	1,565,382	2,460,484	57.18	916,746	1,218,787	32.95	
MALAYSIA	58,526	309,179	428.28	35,127	223,179	535.35	
VIET NAM	130,000	932,492	617.30	85,601	336,375	292.96	
SRI LANKA	0	40,000	-	0	6,800	-	
UNITED ARAB EMIRATES	0	137	-	0	328	-	
MOROCCO	115,350	0	-100.00	436,438	0	-100.00	
TUNISIA	443,099	386,150	-12.85	263,010	226,525	-13.87	

TABEL 5. PERKEMBANGAN EKSPOR INDONESIA MENURUT KOMODITI DAN NEGARA TUJUAN

JENIS BARANG	BERAT BERSIH (KG)		PERUB	NILAI FOB (US \$)		PERUB
	JAN-MEI 2005	JAN-MEI 2006	%	JAN-MEI 2005	JAN-MEI 2006	%
(1)	(2)	(3)	(4)	(5)	(6)	(7)
MADAGASCAR	25,000	0	-100.00	5,000	0	-100.00
SOUTH AFRICA	8,000	0	-100.00	11,200	0	-100.00
AUSTRALIA	165,000	206,000	24.85	195,450	420,550	115.17
NEW ZEALAND	18,000	0	-100.00	11,700	0	-100.00
UNITED STATES	791,250	1,644,032	107.78	710,721	1,371,780	93.01
CANADA	0	220,500	-	0	122,500	-
MEXICO	44,000	43,942	-0.13	24,200	17,577	-27.37
PANAMA	0	14,000	-	0	9,100	-
CURACAO	104,500	0	-100.00	70,732	0	-100.00
CHILE	782,270	775,443	-0.87	356,421	414,536	16.31
ARGENTINA	96,050	225,000	134.25	34,817	78,750	126.18
BRAZIL	705,701	757,217	7.30	365,460	443,573	21.37
FALKLAND ISLANDS (MALVINAS)	0	147,900	-	0	86,521	-
UNITED KINGDOM	326,425	337,600	3.42	499,583	946,840	89.53
NETHERLANDS	20,000	40,000	100.00	76,000	148,000	94.74
FRANCE	1,448,820	200,000	-86.20	313,401	193,000	-38.42
GERMANY, FED. REP. OF	427,080	188,000	-55.98	459,294	358,500	-21.95
BELGIUM	126,000	125,000	-0.79	141,750	277,800	95.98
DENMARK	2,060,311	571,120	-72.28	1,246,908	246,510	-80.23
SPAIN	1,601,384	1,830,345	14.30	870,040	787,110	-9.53
PORTUGAL	109,080	129,000	18.26	44,656	39,570	-11.39
POLAND	42,000	21,000	-50.00	55,650	73,500	32.08
LITHUANIA	42,000	63,000	50.00	71,400	151,200	111.76
RUSSIA FEDERATION	0	400	-	0	5,760	-
-IJUK DAN SEBANGSANYA	7,761,664	7,988,999	2.93	1,118,142	1,234,759	10.43
JAPAN	1,288	0	-100.00	4,004	0	-100.00
TAIWAN	34,293	29,697	-13.40	25,187	25,083	-0.41
CHINA	19,823	12,505	-36.92	41,115	27,963	-31.99
THAILAND	0	9,150	-	0	2,663	-
SINGAPORE	12,000	66,066	450.55	10,686	35,046	227.96
MALAYSIA	94,272	153,008	62.30	9,767	34,925	257.58
INDIA	149,000	23,000	-84.56	17,780	2,690	-84.87
PAKISTAN	7,322,530	7,627,656	4.17	945,352	989,253	4.64
SRI LANKA	5,500	0	-100.00	925	0	-100.00
JORDAN	0	8,625	-	0	4,140	-
SOUTH AFRICA	2	0	-100.00	9	0	-100.00
AUSTRALIA	1,999	0	-100.00	4,626	0	-100.00
COOK ISLANDS	1	0	-100.00	3	0	-100.00
UNITED STATES	100,000	0	-100.00	16,000	0	-100.00
UNITED KINGDOM	756	13,294	1,658.47	2,718	30,450	1,020.31
NETHERLANDS	7,200	20,000	177.78	15,270	40,595	165.85
GERMANY, FED. REP. OF	13,000	12,999	-0.01	24,700	19,215	-22.21
BELGIUM	0	12,999	-	0	22,736	-
-LAINNYA	3,984,452	5,261,705	32.06	1,686,058	2,068,323	22.67
JAPAN	34,777	31,771	-8.64	118,941	15,664	-86.83
HONG KONG	41,019	0	-100.00	11,846	0	-100.00
KOREA, REPUBLIC OF	23,454	39,724	69.37	24,856	17,691	-28.83
TAIWAN	2,226,132	3,455,198	55.21	711,564	1,336,445	87.82
CHINA	436,459	932,398	113.63	43,599	107,989	147.69
THAILAND	996	6,979	600.70	5,972	2,192	-63.30
SINGAPORE	362,793	18,550	-94.89	66,855	4,207	-93.71
PHILIPPINES	132,800	0	-100.00	15,900	0	-100.00
MALAYSIA	168,571	193,094	14.55	62,106	72,895	17.37
MALDIVES	0	135	-	0	196	-
INDIA	43,282	1,032	-97.62	21,171	914	-95.68
SAUDI ARABIA	53,342	65,649	23.07	11,805	18,008	52.55
OMAN	0	250	-	0	606	-
TURKEY	343	24,740	7,112.83	1,062	7,141	572.41
UNITED ARAB EMIRATES	1,700	0	-100.00	4,200	0	-100.00
BAHRAIN	0	30,000	-	0	2,421	-
EGYPT	21	0	-100.00	57	0	-100.00
REUNION	344	617	79.36	665	870	30.83
NIGERIA	140,000	75,000	-46.43	53,900	30,375	-43.65
GABON	438	0	-100.00	1,720	0	-100.00
U.S. VIRGIN ISLANDS	21	0	-100.00	35	0	-100.00
SEYCHELLES	20	0	-100.00	20	0	-100.00
SOUTH AFRICA	420	978	132.86	314	870	177.07
MAURITIUS	0	12,058	-	0	1,865	-
AUSTRALIA	104,978	103,671	-1.25	114,457	107,307	-6.25
NEW ZEALAND	83	924	1,013.25	185	1,661	797.84
GUAM	170	413	142.94	425	1,950	358.82
NEW CALEDONIA	0	88	-	0	911	-
NORTHERN MARIANA ISLANDS	80	143	78.75	138	233	68.84
VANUATU	0	535	-	0	221	-
FIJI	5,811	0	-100.00	26,628	0	-100.00
MARSHALL ISLANDS	0	338	-	0	23	-

TABEL 5. PERKEMBANGAN EKSPOR INDONESIA MENURUT KOMODITI DAN NEGARA TUJUAN

JENIS BARANG	BERAT BERSIH (KG)		PERUB %	NILAI FOB (US \$)		PERUB %
	JAN-MEI 2005	JAN-MEI 2006		JAN-MEI 2005	JAN-MEI 2006	
(1)	(2)	(3)	(4)	(5)	(6)	(7)
UNITED STATES	93,098	56,969	-38.81	229,589	171,361	-25.36
CANADA	326	8,884	2,625.15	644	13,117	1,936.80
MEXICO	1,757	268	-84.75	3,877	50	-98.71
CHILE	716	0	-100.00	1,989	0	-100.00
BRAZIL	0	863	-	0	2,130	-
COLOMBIA	2,547	0	-100.00	1,805	0	-100.00
URUGUAY	58	864	1,389.66	206	462	124.27
BAHAMAS	0	4,038	-	0	1,360	-
DOMINICAN REPUBLIC	127	367	188.98	132	151	14.39
COSTA RICA	0	22	-	0	15	-
CAYMAN ISLANDS	160	0	-100.00	1,300	0	-100.00
UNITED KINGDOM	4,474	5,029	12.41	6,997	10,633	51.97
NETHERLANDS	10,020	780	-92.22	6,751	3,660	-45.79
FRANCE	12,461	4,649	-62.69	58,599	3,668	-93.74
GERMANY, FED. REP. OF	14,943	9,430	-36.89	11,905	6,884	-42.18
AUSTRIA	95	2	-97.89	241	13	-94.61
BELGIUM	14,429	73,686	410.68	1,677	8,953	433.87
SWITZERLAND	319	3,237	914.73	5,074	2,849	-43.85
DENMARK	5,667	5,641	-0.46	9,723	3,597	-63.01
NORWAY	4,270	0	-100.00	10,790	0	-100.00
SWEDEN	3	0	-100.00	3	0	-100.00
FINLAND	0	817	-	0	458	-
ITALY	30,005	17,977	-40.09	12,312	21,263	72.70
SPAIN	8,804	1,232	-86.01	17,293	3,261	-81.14
PORTUGAL	277	5,132	1,752.71	350	23,243	6,540.86
GREECE	900	49,105	5,356.11	2,015	40,137	1,891.91
HUNGARY	285	4,000	1,303.51	643	1,725	168.27
POLAND	657	10,976	1,570.62	3,722	10,230	174.85
CROATIA	0	33	-	0	507	-
SLOVENIA	0	1,115	-	0	1,811	-
CZECH REPUBLIC	0	2,304	-	0	4,130	-
-MUTIARA	482	420	-12.86	3,872,424	3,308,891	-14.55
JAPAN	285	249	-12.63	2,553,897	1,984,887	-22.28
HONG KONG	1	13	1,200.00	121	51,143	42,166.94
KOREA, REPUBLIC OF	0	3	-	0	44,373	-
CHINA	0	1	-	0	310	-
THAILAND	0	1	-	0	1,697	-
SINGAPORE	23	44	91.30	43,449	22,037	-49.28
SAUDI ARABIA	23	0	-100.00	5,565	0	-100.00
UNITED ARAB EMIRATES	0	2	-	0	8,346	-
AUSTRALIA	146	76	-47.95	1,269,360	1,181,196	-6.95
UNITED STATES	0	31	-	0	14,902	-
BERMUDA	4	0	-100.00	32	0	-100.00
-LAINNYA	65,427,666	111,479,893	70.39	35,489,921	33,660,117	-5.16
JAPAN	6,127,693	5,454,839	-10.98	3,210,403	5,368,348	67.22
HONG KONG	621,695	1,604,226	158.04	616,448	1,724,198	179.70
KOREA, REPUBLIC OF	4,472,439	4,620,663	3.31	1,794,841	2,278,636	26.95
TAIWAN	1,364,677	1,017,727	-25.42	534,872	500,603	-6.41
CHINA	1,528,467	1,117,952	-26.86	564,719	557,360	-1.30
THAILAND	31,515	188,097	496.85	92,872	194,993	109.96
SINGAPORE	12,986,974	7,546,737	-41.89	14,811,841	7,421,024	-49.90
PHILIPPINES	6,169,631	14,098,027	128.51	1,753,124	1,750,715	-0.14
MALAYSIA	27,138,273	22,169,963	-18.31	4,865,571	5,283,655	8.59
MYANMAR (FORM. BURMA)	25	0	-100.00	15	0	-100.00
BRUNEI DARUSSALAM	16,058	6,394	-60.18	4,181	8,298	98.47
VIET NAM	12,590	547,192	4,246.24	31,875	126,245	296.06
MALDIVES	20,037	40,005	99.66	16,604	19,570	17.86
INDIA	2,452,727	49,715,112	1,926.93	1,481,784	1,065,028	-28.13
PAKISTAN	33,827	7,147	-78.87	27,537	6,081	-77.92
SRI LANKA	7,457	20,000	168.20	36,220	6,598	-81.78
IRAN (ISLAMIC REPUBLIC OF)	148,720	136	-99.91	51,480	201	-99.61
SAUDI ARABIA	18,201	1,085	-94.04	40,125	6,478	-83.86
KUWAIT	46,448	25,543	-45.01	9,695	13,602	40.30
JORDAN	1,033	4	-99.61	3,233	108	-96.66
LEBANON	0	415	-	0	1,681	-
YEMEN	0	6,814	-	0	4,310	-
SYRIA ARAB REPUBLIC	8	0	-100.00	116	0	-100.00
TURKEY	6,142	18,184	196.06	38,627	12,503	-67.63
UNITED ARAB EMIRATES	50,840	7,149	-85.94	65,698	14,219	-78.36
BAHRAIN	78	32	-58.97	468	117	-75.00
CYPRUS	20,041	4,448	-77.81	4,822	14,270	195.94
EGYPT	273	0	-100.00	551	0	-100.00
MOROCCO	15,605	7,575	-51.46	14,043	7,575	-46.06
TUNISIA	26	0	-100.00	36	0	-100.00
REUNION	1,367	261	-80.91	375	155	-58.67
DJIBOUTI	600	0	-100.00	600	0	-100.00

TABEL 5. PERKEMBANGAN EKSPOR INDONESIA MENURUT KOMODITI DAN NEGARA TUJUAN

JENIS BARANG	BERAT BERSIH (KG)		PERUB	NILAI FOB (US \$)		PERUB
	JAN-MEI 2005	JAN-MEI 2006	%	JAN-MEI 2005	JAN-MEI 2006	%
(1)	(2)	(3)	(4)	(5)	(6)	(7)
SOUTH AFRICA	11,446	6,274	-45.19	22,161	7,922	-64.25
MAURITIUS	538	653	21.38	2,482	3,504	41.18
AUSTRALIA	56,589	74,709	32.02	207,761	173,797	-16.35
NEW ZEALAND	1,617	25,678	1,488.00	4,799	15,215	217.05
GUAM	0	25	-	0	76	-
NEW CALEDONIA	95	0	-100.00	112	0	-100.00
WALLIS AND FUTUNA ISLANDS	0	143	-	0	159	-
FIJI	9,400	0	-100.00	33,432	0	-100.00
TONGA	1,162	0	-100.00	614	0	-100.00
EAST TIMOR	0	1,110	-	0	1,808	-
UNITED STATES	991,838	1,443,106	45.50	2,166,671	2,286,351	5.52
CANADA	50,857	45,935	-9.68	215,196	222,452	3.37
SURINAME	81	119	46.91	2,006	2,773	38.24
CHILE	0	3,000	-	0	3,750	-
ARGENTINA	0	186	-	0	350	-
BRAZIL	3,313	2,575	-22.28	1,683	2,325	38.15
COLOMBIA	262	4,000	1,426.72	624	20,000	3,105.13
PERU	9	40	344.44	53	100	88.68
JAMAICA	0	5,945	-	0	2,260	-
DOMINICAN REPUBLIC	0	162	-	0	472	-
HAITI	17,836	0	-100.00	17,123	0	-100.00
FRENCH POLYNESIA	20	0	-100.00	251	0	-100.00
MARTINIQUE	0	1	-	0	3	-
NETHERLANDS ANTILLES	36	11,772	32,600.00	680	5,186	662.65
UNITED KINGDOM	69,377	85,548	23.31	106,320	196,790	85.09
NETHERLANDS	298,480	363,267	21.71	799,911	1,330,173	66.29
FRANCE	51,383	161,689	214.67	72,655	630,367	767.62
GERMANY, FED. REP. OF	167,905	469,088	179.38	457,823	510,398	11.48
AUSTRIA	1,759	936	-46.79	4,852	6,954	43.32
BELGIUM	7,071	18,763	165.35	8,737	18,435	111.00
SWITZERLAND	3,214	3,878	20.66	3,209	11,002	242.85
DENMARK	133,257	224,422	68.41	669,961	1,121,554	67.41
NORWAY	2,416	2,388	-1.16	5,037	5,263	4.49
SWEDEN	3,375	4,525	34.07	8,439	8,141	-3.53
FINLAND	1,238	3,011	143.21	1,137	26,863	2,262.62
IRELAND	0	12,250	-	0	26,756	-
ITALY	135,704	120,581	-11.14	467,774	337,346	-27.88
SPAIN	46,111	41,511	-9.98	62,585	147,648	135.92
PORTUGAL	4,750	1,991	-58.08	4,977	3,931	-21.02
GREECE	20,942	38,138	82.11	12,653	20,297	60.41
HUNGARY	4,299	3,623	-15.72	6,966	32,893	372.19
POLAND	6,508	31,632	386.05	9,371	50,398	437.81
KAZAKHSTAN	79	0	-100.00	150	0	-100.00
UKRAINE	759	1,107	45.85	918	1,377	50.00
LITHUANIA	851	2,239	163.10	2,111	5,716	170.77
ESTONIA	116	15,995	13,688.79	144	11,084	7,597.22
CROATIA	283	156	-44.88	1,023	720	-29.62
MALTA	55	85	54.55	242	288	19.01
SLOVENIA	40	0	-100.00	266	0	-100.00
CZECH REPUBLIC	4,501	3,273	-27.28	20,182	8,129	-59.72
RUSSIA FEDERATION	24,627	18,637	-24.32	14,054	12,520	-10.92
-KAYU LAPIS	1,084,333,334	859,293,669	-20.75	669,278,934	527,822,379	-21.14
JAPAN	430,966,854	289,287,379	-32.87	278,288,584	209,772,967	-24.62
HONG KONG	16,442,201	8,930,266	-45.69	8,485,093	5,048,462	-40.50
KOREA, DEMOCRATIC PEOPLE'S	175,677	0	-100.00	108,773	0	-100.00
KOREA, REPUBLIC OF	68,146,440	96,826,522	42.09	42,145,676	22,892,702	-45.68
TAIWAN	65,400,883	40,077,911	-38.72	30,887,879	19,703,441	-36.21
CHINA	113,697,362	71,993,751	-36.68	63,399,823	39,649,038	-37.46
THAILAND	8,517,499	1,434,854	-83.15	3,610,748	732,752	-79.71
SINGAPORE	9,562,501	9,181,744	-3.98	5,268,767	5,892,298	11.83
PHILIPPINES	0	16,603	-	0	9,280	-
MALAYSIA	1,608,212	491,721	-69.42	858,925	291,522	-66.06
VIET NAM	254,798	34,718	-86.37	243,104	21,251	-91.26
MALDIVES	37,771	0	-100.00	24,127	0	-100.00
INDIA	665,313	1,819,304	173.45	347,703	1,105,229	217.87
PAKISTAN	67,754	0	-100.00	50,298	0	-100.00
BANGLADESH	187,500	0	-100.00	52,744	0	-100.00
SRI LANKA	106,084	14,000	-86.80	54,145	7,140	-86.81
IRAN (ISLAMIC REPUBLIC OF)	975,754	797,006	-18.32	669,278	578,335	-13.59
SAUDI ARABIA	55,747,162	80,155,446	43.78	35,136,956	46,982,833	33.71
KUWAIT	18,001,946	9,502,020	-47.22	12,293,579	6,697,526	-45.52
JORDAN	21,216,169	12,642,176	-40.41	14,558,143	8,612,809	-40.84
LEBANON	697,758	1,977,367	183.39	425,845	1,297,099	204.59
YEMEN	7,059,877	2,860,092	-59.49	3,114,574	1,394,632	-55.22
OMAN	1,730,702	7,625,444	340.60	1,020,201	4,798,702	370.37
SYRIA ARAB REPUBLIC	2,095,062	185,311	-91.15	1,105,316	106,105	-90.40

TABEL 5. PERKEMBANGAN EKSPOR INDONESIA MENURUT KOMODITI DAN NEGARA TUJUAN

JENIS BARANG	BERAT BERSIH (KG)		PERUB	NILAI FOB (US \$)		PERUB
	JAN-MEI 2005	JAN-MEI 2006	%	JAN-MEI 2005	JAN-MEI 2006	%
(1)	(2)	(3)	(4)	(5)	(6)	(7)
TURKEY	1,604,925	3,484,382	117.11	851,267	1,942,127	128.15
UNITED ARAB EMIRATES	48,332,311	58,089,623	20.19	28,698,236	34,387,005	19.82
QATAR	4,343,197	11,985,662	175.96	2,735,079	7,785,935	184.67
BAHRAIN	1,966,288	1,194,013	-39.28	1,219,855	699,861	-42.63
EGYPT	7,476,879	5,231,837	-30.03	3,594,410	2,785,636	-22.50
LIBYAN ARAB JAMAHIRIYA	1,491,957	390,677	-73.81	761,238	177,222	-76.72
MOROCCO	0	518,174	-	0	332,865	-
ALGERIA	12,991,771	5,565,681	-57.16	6,657,637	3,255,841	-51.10
TOGO	3,951	0	-100.00	109,000	0	-100.00
ANGOLA	0	27,916	-	0	13,168	-
CAMEROON	0	102,210	-	0	71,640	-
GABON	32,614	0	-100.00	32,205	0	-100.00
SEYCHELLES	16	0	-100.00	14	0	-100.00
SOUTH AFRICA	141,597	45,096	-68.15	81,030	25,542	-68.48
MAURITIUS	79,516	38,074	-52.12	50,688	26,353	-48.01
AUSTRALIA	9,468,193	8,806,071	-6.99	7,896,597	7,839,726	-0.72
NEW ZEALAND	191,573	47,626	-75.14	165,233	49,795	-69.86
UNITED STATES	87,796,753	76,185,636	-13.22	53,604,788	56,136,595	4.72
CANADA	2,031,470	2,002,864	-1.41	1,363,897	1,486,347	8.98
MEXICO	3,158,188	4,440,775	40.61	2,237,633	2,840,283	26.93
GUATEMALA	0	19,840	-	0	24,800	-
PANAMA	51,668	0	-100.00	34,707	0	-100.00
CURACAO	0	64,320	-	0	35,449	-
BRAZIL	53,460	162,608	204.17	36,887	105,383	185.69
TRINIDAD AND TOBAGO	52,022	76,211	46.50	34,603	56,089	62.09
JAMAICA	245,716	175,577	-28.54	190,743	134,178	-29.66
PUERTO RICO	122,329	74,147	-39.39	121,969	67,748	-44.45
BELIZE	0	12,400	-	0	12,400	-
EL SALVADOR	43,567	0	-100.00	43,242	0	-100.00
COSTA RICA	54,600	0	-100.00	20,292	0	-100.00
ANTIGUA AND BARBUDA	0	12,400	-	0	13,392	-
UNITED KINGDOM	21,314,619	8,859,106	-58.44	13,688,419	5,806,635	-57.58
NETHERLANDS	13,710,012	11,123,848	-18.86	11,321,620	7,837,139	-30.78
FRANCE	2,584,675	740,566	-71.35	1,696,728	518,686	-69.43
GERMANY, FED. REP. OF	11,616,658	7,606,267	-34.52	9,235,877	6,361,420	-31.12
BELGIUM	24,018,978	12,192,257	-49.24	16,360,585	8,424,046	-48.51
DENMARK	1,044,815	19,725	-98.11	943,426	18,442	-98.05
NORWAY	261,421	413,280	58.09	210,020	321,336	53.00
SWEDEN	258,017	256,693	-0.51	130,858	179,112	36.88
IRELAND	8,250	0	-100.00	12,045	0	-100.00
ITALY	3,780,750	3,296,384	-12.81	2,475,924	2,308,651	-6.76
SPAIN	135,000	0	-100.00	108,539	0	-100.00
PORTUGAL	0	34,881	-	0	47,354	-
GREECE	292,265	11,145	-96.19	228,303	7,574	-96.68
ANDORRA	0	35,162	-	0	23,106	-
UKRAINE	0	16,200	-	0	11,893	-
LATVIA	0	12,402	-	0	14,898	-
BOSNIA AND HERZEGOVINA	37,812	0	-100.00	37,450	0	-100.00
MALTA	104,292	23,268	-77.69	92,328	18,430	-80.04
SLOVENIA	69,930	0	-100.00	45,281	0	-100.00
RUSSIA FEDERATION	0	45,030	-	0	24,154	-
-KAYU GERGAJIAN	160,744,404	176,135,162	9.57	118,563,572	138,995,270	17.23
JAPAN	37,800,422	36,257,417	-4.08	40,729,169	37,194,987	-8.68
HONG KONG	1,448,094	757,741	-47.67	842,872	428,995	-49.10
KOREA, DEMOCRATIC PEOPLE'S	0	10,756	-	0	9,515	-
KOREA, REPUBLIC OF	13,046,414	17,739,685	35.97	9,088,252	13,284,693	46.17
TAIWAN	36,502,852	38,397,207	5.19	14,587,261	18,973,781	30.07
CHINA	24,365,311	23,993,074	-1.53	8,560,937	10,102,255	18.00
MACAU	0	7,234	-	0	9,159	-
THAILAND	207,583	175,087	-15.65	254,400	197,598	-22.33
SINGAPORE	1,561,350	2,253,670	44.34	1,116,826	1,538,718	37.78
PHILIPPINES	5,250	16,379	211.98	9,996	16,243	62.49
MALAYSIA	4,704,348	6,643,801	41.23	2,342,539	3,501,666	49.48
VIET NAM	1,746,020	2,481,177	42.10	644,215	872,741	35.47
INDIA	0	73,800	-	0	52,610	-
SAUDI ARABIA	430,910	458,666	6.44	299,200	367,276	22.75
KUWAIT	110,110	987,569	796.89	64,095	754,966	1,077.89
JORDAN	621,003	2,498,803	302.38	355,178	2,121,944	497.43
LEBANON	0	1,100,017	-	0	765,310	-
TURKEY	0	9,047	-	0	21,243	-
UNITED ARAB EMIRATES	25,376	96,514	280.34	21,100	134,191	535.98
QATAR	17,010	30,888	81.59	21,735	23,799	9.50
BAHRAIN	0	129,953	-	0	71,934	-
CYPRUS	10,500	0	-100.00	13,246	0	-100.00
EGYPT	55,555	2,382,348	4,188.27	43,464	1,407,772	3,138.94
LIBYAN ARAB JAMAHIRIYA	0	36,346	-	0	41,758	-

TABEL 5. PERKEMBANGAN EKSPOR INDONESIA MENURUT KOMODITI DAN NEGARA TUJUAN

JENIS BARANG	BERAT BERSIH (KG)		PERUB	NILAI FOB (US \$)		PERUB
	JAN-MEI 2005	JAN-MEI 2006	%	JAN-MEI 2005	JAN-MEI 2006	%
(1)	(2)	(3)	(4)	(5)	(6)	(7)
REUNION	11,036	0	-100.00	8,641	0	-100.00
SOUTH AFRICA	214,075	909,628	324.91	187,607	1,040,423	454.58
COMOROS	71,738	0	-100.00	25,679	0	-100.00
MAURITIUS	0	733	-	0	327	-
AUSTRALIA	262,551	1,628,104	520.11	307,661	1,713,313	456.88
NEW ZEALAND	0	147,557	-	0	77,294	-
TOKELAU	0	12,269	-	0	8,256	-
UNITED STATES	745,999	2,193,746	194.07	829,690	2,116,211	155.06
CANADA	110,336	266,091	141.16	115,480	279,962	142.43
GUATEMALA	246,982	116,945	-52.65	121,834	57,658	-52.67
VENEZUELA	0	34,189	-	0	26,342	-
COSTA RICA	23,802	0	-100.00	36,612	0	-100.00
FRENCH POLYNESIA	11,392	0	-100.00	5,699	0	-100.00
NETHERLANDS ANTILLES	0	48,964	-	0	89,490	-
GUADELOUPE	0	9,273	-	0	15,078	-
UNITED KINGDOM	132,226	258,207	95.28	180,517	442,269	145.00
NETHERLANDS	7,688,787	9,118,637	18.60	8,337,921	11,336,961	35.97
FRANCE	334,262	871,960	160.86	496,560	1,088,106	119.13
GERMANY, FED. REP. OF	16,909,544	14,559,433	-13.90	16,941,863	18,161,085	7.20
BELGIUM	1,850,113	2,069,809	11.87	1,980,100	2,282,756	15.28
SWITZERLAND	0	11,913	-	0	8,934	-
LUXEMBOURG	21,104	0	-100.00	32,816	0	-100.00
DENMARK	247,391	250,053	1.08	259,225	316,611	22.14
NORWAY	1,809	0	-100.00	16,950	0	-100.00
SWEDEN	90	67,600	75,011.11	6	59,882	997,933.33
FINLAND	12,141	0	-100.00	11,575	0	-100.00
IRELAND	0	14,500	-	0	6,534	-
ITALY	7,392,203	4,898,482	-33.73	7,285,233	5,089,998	-30.13
SPAIN	36,599	154,576	322.35	53,768	208,972	288.65
GREECE	369,876	138,105	-62.66	449,170	182,233	-59.43
HUNGARY	5	0	-100.00	26	0	-100.00
POLAND	1,198,959	1,695,410	41.41	1,679,472	2,399,648	42.88
BULGARIA	42,000	0	-100.00	50,017	0	-100.00
UKRAINE	45,739	15,742	-65.58	22,001	8,631	-60.77
SLOVENIA	72,126	83,457	15.71	96,734	74,378	-23.11
CZECH REPUBLIC	33,411	0	-100.00	36,230	0	-100.00
RUSSIA FEDERATION	0	22,600	-	0	10,764	-
-KAYU OLAHAN LAIN	959,639,121	830,003,495	-13.51	604,643,796	579,736,440	-4.12
JAPAN	181,528,274	168,854,672	-6.98	95,935,362	68,531,170	-28.57
HONG KONG	21,808,383	15,134,513	-30.60	12,116,858	8,346,979	-31.11
KOREA, DEMOCRATIC PEOPLE'S	0	45	-	0	195	-
KOREA, REPUBLIC OF	57,525,798	40,368,944	-29.82	24,943,922	27,641,574	10.81
TAIWAN	66,940,952	43,517,043	-34.99	18,764,791	14,475,297	-22.86
CHINA	241,714,378	197,480,407	-18.30	67,556,479	55,667,834	-17.60
MACAU	0	504	-	0	2,246	-
THAILAND	1,841,697	980,663	-46.75	754,677	684,677	-9.28
SINGAPORE	18,275,524	15,000,851	-17.92	11,374,515	10,176,144	-10.54
PHILIPPINES	4,739,869	7,393,745	55.99	950,137	1,833,869	93.01
MALAYSIA	17,447,150	16,445,679	-5.74	7,265,182	6,551,619	-9.82
MYANMAR (FORM. BURMA)	1,409	0	-100.00	4,986	0	-100.00
CAMBODIA	0	7,550	-	0	21,214	-
BRUNEI DARUSSALAM	100,919	87,096	-13.70	78,779	64,998	-17.49
LAO PEOPLE'S DEMOCRATIC	61,978	0	-100.00	32,253	0	-100.00
NEPAL	0	86	-	0	1,065	-
VIET NAM	9,679,070	15,138,784	56.41	3,716,504	4,381,019	17.88
MALDIVES	110,721	236,112	113.25	303,509	519,625	71.21
INDIA	373,489	6,761,597	1,710.39	472,271	3,749,745	693.98
PAKISTAN	768,097	914,987	19.12	583,379	736,488	26.25
BANGLADESH	200	978	389.00	867	408	-52.94
SRI LANKA	115,914	253,172	118.41	115,297	316,145	174.20
IRAQ	52,778	0	-100.00	90,907	0	-100.00
IRAN (ISLAMIC REPUBLIC OF)	201,047	156,382	-22.22	192,864	89,223	-53.74
SAUDI ARABIA	26,772,884	16,622,780	-37.91	7,578,798	4,049,219	-46.57
KUWAIT	1,549,401	1,636,255	5.61	638,185	491,242	-23.03
JORDAN	2,705,268	626,297	-76.85	1,040,353	245,024	-76.45
LEBANON	18,164	79,907	339.92	19,583	179,952	818.92
YEMEN	3,403,437	1,680,798	-50.61	894,390	402,079	-55.04
OMAN	27,957	38,091	36.25	20,710	53,422	157.95
SYRIA ARAB REPUBLIC	2,298,919	5,554,464	141.61	347,805	745,050	114.21
TURKEY	3,578,905	1,818,467	-49.19	3,615,920	2,181,388	-39.67
UNITED ARAB EMIRATES	2,297,849	4,176,418	81.75	1,660,535	2,142,534	29.03
QATAR	1,296,559	989,578	-23.68	385,927	375,635	-2.67
BAHRAIN	2,449,825	148,655	-93.93	298,416	89,845	-69.89
CYPRUS	98,189	125,101	27.41	177,403	223,852	26.18
EGYPT	8,678,029	5,597,487	-35.50	1,479,171	886,907	-40.04
LIBYAN ARAB JAMAHIRIYA	135	44,258	32,683.70	173	39,875	22,949.13

TABEL 5. PERKEMBANGAN EKSPOR INDONESIA MENURUT KOMODITI DAN NEGARA TUJUAN

JENIS BARANG	BERAT BERSIH (KG)		PERUB	NILAI FOB (US \$)		PERUB
	JAN-MEI 2005	JAN-MEI 2006	%	JAN-MEI 2005	JAN-MEI 2006	%
(1)	(2)	(3)	(4)	(5)	(6)	(7)
MOROCCO	7,485	28,576	281.78	2,493	57,708	2,214.80
TUNISIA	67,837	28,620	-57.81	88,272	64,431	-27.01
ALGERIA	743,321	650,725	-12.46	441,262	199,213	-54.85
SUDAN	13,627	21,515	57.89	12,146	40,020	229.49
NAMIBIA	930	115	-87.63	2,224	464	-79.14
ETHIOPIA	303	0	-100.00	265	0	-100.00
TANZANIA, UNITED REPUBLIC OF	5,403	2,106	-61.02	2,880	6,926	140.49
MADAGASCAR	877	13,878	1,482.44	1,962	10,669	443.78
SOMALIA	29,705	16,157	-45.61	59,360	50,505	-14.92
KENYA	3,793	623	-83.58	14,148	833	-94.11
REUNION	376,362	143,350	-61.91	437,175	182,574	-58.24
MOZAMBIQUE	33,427	1,418	-95.76	37,009	679	-98.17
TOGO	8,000	8,400	5.00	2,250	14,280	534.67
GUINEA	1,525	0	-100.00	1,321	0	-100.00
ANGOLA	686	0	-100.00	903	0	-100.00
CONGO	203	26	-87.19	104	472	353.85
NIGERIA	1,998	7,120	256.36	600	12,936	2,056.00
GABON	3,241	985	-69.61	4,045	2,358	-41.71
COTE D'IVOIRE	4,800	686	-85.71	4,067	631	-84.48
SENEGAL	0	1,506	-	0	3,266	-
U.S. VIRGIN ISLANDS	11,345	2,244	-80.22	36,846	4,927	-86.63
SEYCHELLES	4,905	73,532	1,399.12	22,882	128,729	462.58
UGANDA	1	0	-100.00	1	0	-100.00
CENTRAL AFRICAN REPUBLIC	96,999	0	-100.00	44,697	0	-100.00
NIGER	17,475	0	-100.00	23,008	0	-100.00
SOUTH AFRICA	7,265,080	6,381,121	-12.17	6,424,720	6,046,816	-5.88
MAURITIUS	133,360	141,589	6.17	115,633	143,917	24.46
VIRGIN ISLANDS (BRITISH)	29,494	18,107	-38.61	40,591	11,030	-72.83
AUSTRALIA	43,223,104	37,601,449	-13.01	40,237,910	39,745,161	-1.22
NEW ZEALAND	5,204,981	5,253,292	0.93	4,395,884	4,705,792	7.05
MICRONESIA, FEDERATED STATES OF	9,185	3,074	-66.53	15,222	6,916	-54.57
GUAM	26,003	51,271	97.17	63,084	158,070	150.57
PALAU	3,408	67	-98.03	4,440	488	-89.01
NEW CALEDONIA	123,586	347,205	180.94	192,690	472,978	145.46
NORTHERN MARIANA ISLANDS	20,290	13,769	-32.14	34,218	22,109	-35.39
SAINT VINCENT AND THE GRENADINES	17,298	11,856	-31.46	14,835	4,977	-66.45
VANUATU	3,679	28,615	677.79	5,039	18,369	264.54
WALLIS AND FUTUNA ISLANDS	1,248	22,594	1,710.42	1,801	27,600	1,432.48
BRITISH INDIAN OCEAN TERRITORY	1,158	0	-100.00	12,720	0	-100.00
AMERICAN SAMOA	48,629	0	-100.00	50,425	0	-100.00
COOK ISLANDS	11,706	1,604	-86.30	21,816	6,597	-69.76
FIJI	50,003	44,095	-11.82	118,130	85,390	-27.72
SAMOA	1,406	0	-100.00	989	0	-100.00
TONGA	2,535	294	-88.40	3,894	3,000	-22.96
CHRISTMAS ISLANDS	500	2,060	312.00	1,750	5,669	223.94
UNITED STATES MINOR OUTLYING	22	0	-100.00	45	0	-100.00
EAST TIMOR	64,485	26,158	-59.44	39,969	46,435	16.18
UNITED STATES	50,628,804	53,311,950	5.30	88,046,470	108,620,860	23.37
CANADA	4,044,725	3,941,557	-2.55	5,922,533	6,741,911	13.83
MEXICO	407,569	636,893	56.27	693,091	1,528,341	120.51
GUATEMALA	6,008	0	-100.00	12,742	0	-100.00
HONDURAS	3,759	0	-100.00	3,035	0	-100.00
NICARAGUA	0	2,489	-	0	1,075	-
PANAMA	38,799	59,211	52.61	81,920	54,276	-33.75
CUBA	0	4,909	-	0	2,319	-
CURACAO	327,855	0	-100.00	54,022	0	-100.00
SURINAME	10	1,159	11,490.00	329	5,468	1,562.01
CHILE	169,940	183,483	7.97	274,757	311,401	13.34
VENEZUELA	61,656	40,938	-33.60	172,429	84,398	-51.05
ARGENTINA	27,520	66,245	140.72	47,005	98,273	109.07
BRAZIL	268,636	136,264	-49.28	343,001	235,122	-31.45
COLOMBIA	42,405	87,747	106.93	58,016	161,332	178.08
BOLIVIA	0	104	-	0	255	-
URUGUAY	18,546	4,837	-73.92	55,476	9,967	-82.03
ECUADOR	4,078	109	-97.33	4,033	33	-99.18
PERU	1,747	972	-44.36	4,715	846	-82.06
GUYANA	217	0	-100.00	70	0	-100.00
TRINIDAD AND TOBAGO	46	383	732.61	59	495	738.98
BAHAMAS	30,305	10,115	-66.62	25,168	7,773	-69.12
JAMAICA	41,233	70,728	71.53	98,362	150,867	53.38
PUERTO RICO	52,038	95,317	83.17	118,951	210,112	76.64
BELIZE	0	4,364	-	0	18,364	-
DOMINICAN REPUBLIC	115,856	81,361	-29.77	189,014	75,562	-60.02
EL SALVADOR	2,165	7,005	223.56	1,845	14,478	684.72
COSTA RICA	46,420	84,768	82.61	64,259	67,377	4.85
HAITI	0	839	-	0	570	-

TABEL 5. PERKEMBANGAN EKSPOR INDONESIA MENURUT KOMODITI DAN NEGARA TUJUAN

JENIS BARANG	BERAT BERSIH (KG)		PERUB	NILAI FOB (US \$)		PERUB
	JAN-MEI 2005	JAN-MEI 2006	%	JAN-MEI 2005	JAN-MEI 2006	%
(1)	(2)	(3)	(4)	(5)	(6)	(7)
BARBADOS	11,641	10,936	-6.06	9,458	9,746	3.05
ANTIGUA AND BARBUDA	4,633	24,829	435.92	9,834	75,458	667.32
ANGUILLA	7,866	0	-100.00	23,099	0	-100.00
ARUBA	11,962	2,977	-75.11	17,035	4,681	-72.52
BERMUDA	3,896	4,671	19.89	25,331	31,141	22.94
CAYMAN ISLANDS	7,479	0	-100.00	9,630	0	-100.00
DOMINICA	997	0	-100.00	2,571	0	-100.00
FALKLAND ISLANDS (MALVINAS)	0	14,508	-	0	16,646	-
FRENCH GUIANA	5,132	9,976	94.39	8,664	25,811	197.91
FRENCH POLYNESIA	307,377	287,204	-6.56	299,778	323,910	8.05
GRENADA	22,545	0	-100.00	16,227	0	-100.00
MARTINIQUE	20,901	16,675	-20.22	22,282	50,693	127.51
NETHERLANDS ANTILLES	43,135	70,483	63.40	47,409	109,829	131.66
NORFOLK ISLANDS	0	3,049	-	0	4,229	-
SAINT LUCIA	39,328	1,825	-95.36	88,347	2,595	-97.06
TURKS AND CAICOS ISLANDS	298,869	260,731	-12.76	316,248	232,949	-26.34
GUADELOUPE	50,300	49,675	-1.24	96,578	78,031	-19.20
SAINT KITTS AND NEVIS	12	57	375.00	118	82	-30.51
UNITED KINGDOM	21,739,793	17,982,929	-17.28	31,319,907	28,247,459	-9.81
NETHERLANDS	42,784,043	41,838,902	-2.21	41,198,569	44,686,409	8.47
FRANCE	13,320,396	12,052,518	-9.52	15,975,509	16,050,310	0.47
GERMANY, FED. REP. OF	24,434,537	25,288,887	3.50	25,651,096	29,687,238	15.73
AUSTRIA	52,575	158,029	200.58	124,096	460,036	270.71
BELGIUM	25,590,573	20,100,484	-21.45	20,301,612	18,728,221	-7.75
SWITZERLAND	357,758	294,860	-17.58	391,541	359,280	-8.24
DENMARK	4,465,012	4,592,206	2.85	5,869,037	6,692,317	14.03
NORWAY	3,775,791	3,082,011	-18.37	6,040,823	6,023,691	-0.28
SWEDEN	1,375,475	1,134,634	-17.51	2,568,670	1,910,054	-25.64
FINLAND	1,576,074	1,204,109	-23.60	2,486,799	1,600,284	-35.65
IRELAND	2,091,775	1,564,800	-25.19	2,997,596	3,140,285	4.76
ITALY	11,048,690	9,111,099	-17.54	17,655,808	15,730,437	-10.91
SPAIN	4,209,271	4,288,749	1.89	6,907,630	7,598,202	10.00
PORTUGAL	1,773,718	1,240,255	-30.08	3,047,609	2,171,201	-28.76
ICELAND	23,512	24,452	4.00	26,205	28,981	10.59
MONTserrat	0	7,425	-	0	28,463	-
GREECE	1,467,197	1,083,651	-26.14	1,784,129	1,609,576	-9.78
HUNGARY	88,685	135,271	52.53	142,510	166,246	16.66
POLAND	3,414,609	3,748,572	9.78	2,962,902	3,950,886	33.35
ROMANIA	21,695	41,027	89.11	24,446	45,054	84.30
BULGARIA	87,808	111,793	27.32	179,072	157,949	-11.80
YUGOSLAVIA	61,766	39,082	-36.73	71,423	61,021	-14.56
ALBANIA	18,510	0	-100.00	35,711	0	-100.00
AZERBAIJAN	75,060	0	-100.00	63,654	0	-100.00
KAZAKHSTAN	51,826	52,805	1.89	59,993	70,382	17.32
UKRAINE	237,799	206,455	-13.18	238,726	232,993	-2.40
UZBEKISTAN	1	0	-100.00	5	0	-100.00
LITHUANIA	389,466	616,808	58.37	411,622	714,511	73.58
LATVIA	139,038	246,031	76.95	142,934	289,017	102.20
ESTONIA	10,960	18,974	73.12	16,931	21,262	25.58
GEORGIA	10,400	735	-92.93	39,863	3,470	-91.30
CROATIA	178,418	275,259	54.28	259,868	329,133	26.65
BOSNIA AND HERZEGOVINA	35,925	0	-100.00	19,121	0	-100.00
MALTA	54,782	26,289	-52.01	82,215	38,891	-52.70
SLOVAKIA	17,620	37,673	113.81	31,192	42,956	37.71
SLOVENIA	153,467	154,428	0.63	185,893	242,277	30.33
CZECH REPUBLIC	258,514	153,489	-40.63	414,383	184,322	-55.52
RUSSIA FEDERATION	931,596	675,293	-27.51	1,204,152	875,857	-27.26
-TIMAH	52,680,747	55,982,753	6.27	368,065,379	401,634,922	9.12
JAPAN	363,474	5,141,389	1,314.51	2,701,566	33,380,174	1,135.59
HONG KONG	527,416	1,561,562	196.08	3,449,990	11,336,583	228.60
KOREA, REPUBLIC OF	631,124	262,829	-58.36	986,602	1,905,930	93.18
TAIWAN	161,751	2,346,043	1,350.40	1,230,153	11,213,068	811.52
CHINA	1,890,850	551,672	-70.82	13,767,377	3,664,592	-73.38
THAILAND	5,092,840	7,041,901	38.27	32,159,824	48,654,076	51.29
SINGAPORE	38,583,124	35,815,255	-7.17	285,262,495	271,003,408	-5.00
PHILIPPINES	30,863	14,911	-51.69	207,338	81,823	-60.54
MALAYSIA	2,895,297	2,177,105	-24.81	17,540,191	14,124,131	-19.48
VIET NAM	385	277,628	72,011.17	1,000	1,922,824	192,182.40
INDIA	40,000	166,155	315.39	330,306	865,611	162.06
PAKISTAN	1,008,065	7,717	-99.23	135,228	57,600	-57.41
UNITED ARAB EMIRATES	999	619	-38.04	3,550	4,550	28.17
AUSTRALIA	39,207	62,516	59.45	113,737	299,120	162.99
UNITED STATES	318,275	305,882	-3.89	2,406,721	1,824,109	-24.21
CANADA	298	0	-100.00	2,112	0	-100.00
EL SALVADOR	0	100,000	-	0	650,000	-
UNITED KINGDOM	42,000	0	-100.00	294,000	0	-100.00

TABEL 5. PERKEMBANGAN EKSPOR INDONESIA MENURUT KOMODITI DAN NEGARA TUJUAN

JENIS BARANG	BERAT BERSIH (KG)		PERUB	NILAI FOB (US \$)		PERUB
	JAN-MEI 2005	JAN-MEI 2006	%	JAN-MEI 2005	JAN-MEI 2006	%
(1)	(2)	(3)	(4)	(5)	(6)	(7)
NETHERLANDS	973,269	50,681	-94.79	7,377,601	299,526	-95.94
FRANCE	126	0	-100.00	4,264	0	-100.00
GERMANY, FED. REP. OF	81,371	73,605	-9.54	91,207	147,303	61.50
BELGIUM	13	0	-100.00	117	0	-100.00
ITALY	0	25,283	-	0	200,494	-
-ALUMINIUM	116,319,928	135,762,446	16.71	259,561,886	355,081,477	36.80
JAPAN	65,650,510	79,932,972	21.76	125,586,092	188,986,163	50.48
HONG KONG	1,060,222	1,216,668	14.76	2,221,621	3,324,259	49.63
KOREA, REPUBLIC OF	4,411,965	2,754,120	-37.58	7,503,019	5,476,726	-27.01
TAIWAN	1,192,065	2,997,524	151.46	3,264,053	8,084,146	147.67
CHINA	1,167,071	1,419,500	21.63	2,195,286	3,220,359	46.69
PAPUA NEW GUINEA	189,461	262,109	38.34	692,713	826,579	19.32
THAILAND	2,282,898	3,173,723	39.02	7,576,578	11,222,420	48.12
SINGAPORE	3,788,161	5,570,512	47.05	11,929,445	15,903,063	33.31
PHILIPPINES	4,812,293	3,966,324	-17.58	13,634,810	11,847,810	-13.11
MALAYSIA	9,455,705	8,174,811	-13.55	22,094,696	22,158,011	0.29
MYANMAR (FORM. BURMA)	67,245	7,218	-89.27	248,013	33,645	-86.43
BRUNEI DARUSSALAM	26,885	36,374	35.29	108,558	97,053	-10.60
NEPAL	335,676	0	-100.00	691,233	0	-100.00
VIET NAM	263,407	453,831	72.29	803,244	2,252,746	180.46
MALDIVES	18,301	5,028	-72.53	39,596	25,697	-35.10
INDIA	443,508	542,055	22.22	1,437,580	1,995,142	38.78
PAKISTAN	76,130	29,955	-60.65	205,554	99,604	-51.54
BANGLADESH	283,935	107,704	-62.07	768,581	415,989	-45.88
SRI LANKA	31,258	156,900	401.95	119,427	473,049	296.10
IRAN (ISLAMIC REPUBLIC OF)	136,606	18,582	-86.40	337,365	57,103	-83.07
SAUDI ARABIA	34,304	194,466	466.89	69,975	614,135	777.65
KUWAIT	3,566	2,613	-26.72	13,889	8,438	-39.25
LEBANON	13,429	0	-100.00	18,522	0	-100.00
YEMEN	482,400	0	-100.00	1,093,271	0	-100.00
OMAN	60	0	-100.00	136	0	-100.00
TURKEY	18,873	16,339	-13.43	68,129	69,750	2.38
UNITED ARAB EMIRATES	181,987	126,222	-30.64	620,779	502,113	-19.12
QATAR	0	20,034	-	0	65,226	-
CYPRUS	161	674	318.63	221	1,442	552.49
LIBYAN ARAB JAMAHIRIYA	6,553	0	-100.00	37,500	0	-100.00
MOROCCO	33,809	40,527	19.87	160,022	148,245	-7.36
TUNISIA	8,926	8,926	0.00	32,352	32,352	0.00
SUDAN	0	418,333	-	0	1,248,562	-
ETHIOPIA	409,048	5,578,398	1,263.75	985,432	15,519,894	1,474.93
MADAGASCAR	13	7,084	54,392.31	42	17,564	41,719.05
REUNION	20,655	4,486	-78.28	74,154	10,798	-85.44
TOGO	0	24,888	-	0	71,014	-
GHANA	1,488	496	-66.67	1,811	4,060	124.19
GUINEA	11,999	0	-100.00	27,480	0	-100.00
NIGERIA	5,850	730	-87.52	8,775	4,448	-49.31
COTE D'IVOIRE	0	10,092	-	0	52,200	-
SENEGAL	23	27,809	120,808.70	40	86,668	216,570.00
SEYCHELLES	0	16,923	-	0	72,464	-
SOUTH AFRICA	62,908	86,994	38.29	256,456	322,445	25.73
MAURITIUS	226,860	331,587	46.16	703,352	938,137	33.38
AUSTRALIA	2,008,870	1,890,870	-5.87	5,580,535	4,626,690	-17.09
NEW ZEALAND	235,217	236,743	0.65	618,071	780,800	26.33
PALAU	0	1	-	0	12	-
NEW CALEDONIA	3,971	126,000	3,073.00	11,247	312,701	2,680.31
VANUATU	940	0	-100.00	696	0	-100.00
FIJI	57,620	50,885	-11.69	107,465	135,194	25.80
MARSHALL ISLANDS	2,406	0	-100.00	52,637	0	-100.00
SOLOMON ISLANDS	219	0	-100.00	395	0	-100.00
CHRISTMAS ISLANDS	400	0	-100.00	871	0	-100.00
EAST TIMOR	754	793	5.17	650	1,117	71.85
UNITED STATES	15,226,797	12,741,798	-16.32	41,727,374	42,476,884	1.80
CANADA	713,678	1,076,305	50.81	2,290,072	3,418,124	49.26
MEXICO	853	3	-99.65	5,561	66	-98.81
CHILE	14,865	23,887	60.69	83,532	141,889	69.86
BRAZIL	15,751	2,200	-86.03	34,713	10,900	-68.60
COLOMBIA	20,838	17,665	-15.23	54,870	55,115	0.45
PERU	0	2	-	0	8	-
BAHAMAS	2,600	0	-100.00	11,908	0	-100.00
PUERTO RICO	0	68,917	-	0	205,645	-
DOMINICAN REPUBLIC	0	1,283	-	0	10,663	-
EL SALVADOR	0	12,889	-	0	40,168	-
COSTA RICA	87	9	-89.66	89	2	-97.75
HAITI	9,037	5,258	-41.82	20,140	23,067	14.53
ANTIGUA AND BARBUDA	0	8	-	0	159	-
FRENCH POLYNESIA	1,287	93	-92.77	819	115	-85.96

TABEL 5. PERKEMBANGAN EKSPOR INDONESIA MENURUT KOMODITI DAN NEGARA TUJUAN

JENIS BARANG	BERAT BERSIH (KG)		PERUB	NILAI FOB (US \$)		PERUB
	JAN-MEI 2005	JAN-MEI 2006	%	JAN-MEI 2005	JAN-MEI 2006	%
(1)	(2)	(3)	(4)	(5)	(6)	(7)
GUADELOUPE	1	34	3,300.00	1	60	5,900.00
UNITED KINGDOM	252,220	456,145	80.85	1,161,270	2,202,263	89.64
NETHERLANDS	70,779	77,901	10.06	286,226	438,646	53.25
FRANCE	73,766	125,481	70.11	419,233	741,865	76.96
GERMANY, FED. REP. OF	48,162	31,109	-35.41	278,844	121,703	-56.35
AUSTRIA	19	0	-100.00	49	0	-100.00
BELGIUM	61,386	249,661	306.71	205,137	790,443	285.32
SWITZERLAND	29,579	8,744	-70.44	57,614	15,296	-73.45
DENMARK	0	2,924	-	0	29,394	-
SWEDEN	10,941	2,200	-79.89	41,053	6,250	-84.78
ITALY	184,204	58,111	-68.45	647,090	303,205	-53.14
SPAIN	36,670	17,740	-51.62	120,694	74,668	-38.13
PORTUGAL	2,500	0	-100.00	5,880	0	-100.00
GREECE	4,994	3,239	-35.14	19,238	9,158	-52.40
HUNGARY	7,795	626	-91.97	61,617	25,375	-58.82
ROMANIA	164	0	-100.00	492	0	-100.00
UKRAINE	1,048	0	-100.00	16,586	0	-100.00
LITHUANIA	96	0	-100.00	518	0	-100.00
CROATIA	3,200	8,482	165.06	8,897	32,235	262.31
MALTA	0	2,332	-	0	13,014	-
SLOVENIA	0	10,499	-	0	37,032	-
CZECH REPUBLIC	0	8,034	-	0	36,685	-
RUSSIA FEDERATION	0	700,044	-	0	1,675,347	-
-NIKEL	41,098,038	34,464,608	-16.14	375,263,880	322,801,806	-13.98
JAPAN	40,654,994	34,338,093	-15.54	374,388,143	322,120,717	-13.96
HONG KONG	9,492	0	-100.00	9,444	0	-100.00
TAIWAN	15,440	0	-100.00	30,880	0	-100.00
CHINA	48,749	39,770	-18.42	114,088	152,869	33.99
THAILAND	3,075	0	-100.00	14,256	0	-100.00
SINGAPORE	168,361	62,667	-62.78	500,994	298,949	-40.33
MALAYSIA	0	249	-	0	3,008	-
INDIA	21,380	0	-100.00	42,760	0	-100.00
PAKISTAN	0	582	-	0	35,085	-
AUSTRALIA	135,158	132	-99.90	109,265	330	-99.70
UNITED STATES	0	17,958	-	0	99,650	-
FRENCH POLYNESIA	68	0	-100.00	68	0	-100.00
UNITED KINGDOM	3,326	0	-100.00	15,384	0	-100.00
NETHERLANDS	37,814	5,149	-86.38	38,330	86,999	126.97
GERMANY, FED. REP. OF	0	8	-	0	4,199	-
SWITZERLAND	181	0	-100.00	268	0	-100.00
-BESI/BAJA	578,634,276	911,699,272	57.56	562,472,376	707,705,945	25.82
JAPAN	43,864,097	26,296,410	-40.05	55,683,463	43,522,858	-21.84
HONG KONG	3,054,956	3,937,317	28.88	5,422,425	6,088,767	12.29
KOREA, DEMOCRATIC PEOPLE'S	3,308	0	-100.00	25,700	0	-100.00
KOREA, REPUBLIC OF	9,380,108	23,906,942	154.87	17,747,439	39,240,938	121.11
TAIWAN	18,219,152	34,139,410	87.38	12,922,464	29,094,408	125.15
CHINA	33,269,043	69,678,464	109.44	33,563,593	38,072,114	13.43
MACAU	318	0	-100.00	4,011	0	-100.00
PAPUA NEW GUINEA	3,262,299	2,177,759	-33.24	4,605,948	2,918,756	-36.63
THAILAND	20,377,662	18,703,008	-8.22	23,432,133	21,902,273	-6.53
SINGAPORE	93,393,642	194,744,392	108.52	102,923,122	149,295,747	45.06
PHILIPPINES	7,021,012	46,118,544	556.86	8,529,094	13,896,830	62.93
MALAYSIA	61,470,827	64,952,577	5.66	41,559,551	36,808,057	-11.43
MYANMAR (FORM. BURMA)	769,164	458,632	-40.37	1,129,330	1,984,186	75.70
CAMBODIA	0	379	-	0	10,937	-
BRUNEI DARUSSALAM	230,871	504,719	118.62	306,089	1,081,890	253.46
VIET NAM	13,252,570	28,657,390	116.24	11,471,965	21,561,840	87.95
MALDIVES	128,397	90,358	-29.63	275,016	187,621	-31.78
INDIA	18,954,621	80,492,126	324.66	15,141,657	33,086,123	118.51
PAKISTAN	5,596,761	11,904,485	112.70	3,389,142	7,431,521	119.27
BANGLADESH	1,632,087	1,529,923	-6.26	844,951	1,064,811	26.02
SRI LANKA	5,851,717	8,558,933	46.26	4,022,497	4,017,607	-0.12
IRAN (ISLAMIC REPUBLIC OF)	17,008,451	25,388,289	49.27	12,047,581	18,368,751	52.47
SAUDI ARABIA	24,805,271	7,848,899	-68.36	9,046,260	5,814,137	-35.73
KUWAIT	4,238,310	5,189,184	22.44	2,132,667	4,223,274	98.03
JORDAN	2,866	600	-79.06	10,815	763	-92.94
LEBANON	0	15,310	-	0	39,849	-
YEMEN	475,657	849,504	78.60	651,701	1,357,056	108.23
OMAN	48,497	17,116	-64.71	136,555	59,158	-56.68
SYRIA ARAB REPUBLIC	0	1,729,260	-	0	3,582,952	-
TURKEY	1,088,704	538,688	-50.52	1,546,387	746,653	-51.72
UNITED ARAB EMIRATES	19,665,653	17,294,919	-12.06	16,575,729	12,781,179	-22.89
QATAR	5,940,269	9,364,413	57.64	10,592,556	15,025,993	41.85
BAHRAIN	11,919	7,187,081	60,199.36	36,578	3,554,776	9,618.34
CYPRUS	221,019	13,841	-93.74	1,032,807	51,347	-95.03
EGYPT	2,331,332	1,734,826	-25.59	3,814,039	3,151,486	-17.37

TABEL 5. PERKEMBANGAN EKSPOR INDONESIA MENURUT KOMODITI DAN NEGARA TUJUAN

JENIS BARANG	BERAT BERSIH (KG)		PERUB	NILAI FOB (US \$)		PERUB
	JAN-MEI 2005	JAN-MEI 2006	%	JAN-MEI 2005	JAN-MEI 2006	%
	(1)	(2)	(3)	(4)	(5)	(6)
LIBYAN ARAB JAMAHIRIYA	21,692	139,201	541.72	87,932	307,026	249.16
MOROCCO	3,304	10,796	226.76	13,649	45,581	233.95
TUNISIA	940	0	-100.00	1,845	0	-100.00
ALGERIA	2,061	915,966	44,342.79	17,007	3,327,990	19,468.35
SUDAN	0	5,565	-	0	10,719	-
ERITREA	133,448	0	-100.00	113,159	0	-100.00
ETHIOPIA	63	0	-100.00	55	0	-100.00
TANZANIA, UNITED REPUBLIC OF	49,872	0	-100.00	41,484	0	-100.00
MADAGASCAR	135	988,246	731,934.07	231	683,239	295,674.46
KENYA	6,199	111,644	1,701.00	23,652	470,558	1,889.51
REUNION	6,726	12,123	80.24	15,710	24,069	53.21
MOZAMBIQUE	3,637	275	-92.44	2,383	132	-94.46
TOGO	4,958	7,144	44.09	5,540	19,425	250.63
GHANA	54,481	12,522	-77.02	63,505	14,666	-76.91
GUINEA	0	543,587	-	0	159,025	-
ANGOLA	760	0	-100.00	14,220	0	-100.00
CONGO	3,127	34,033	988.36	1,200	22,429	1,769.08
CAMEROON	22,549	16,516	-26.76	43,779	31,362	-28.36
NIGERIA	263,978	1,340,600	407.85	615,323	2,265,160	268.13
GABON	24	0	-100.00	23	0	-100.00
COTE D'IVOIRE	699	21,906	3,033.91	1,150	42,932	3,633.22
SENEGAL	0	2,737	-	0	3,961	-
MAURITANIA	38,730	48,151	24.32	99,990	67,472	-32.52
U.S. VIRGIN ISLANDS	96	0	-100.00	152	0	-100.00
SEYCHELLES	440,625	949,567	115.50	326,973	843,747	158.05
UGANDA	140	1	-99.29	320	12	-96.25
NIGER	146,260	0	-100.00	428,044	0	-100.00
SAO TOME AND PRINCIPE	1,940	0	-100.00	383	0	-100.00
SOUTH AFRICA	1,135,829	1,129,018	-0.60	1,016,453	917,364	-9.75
MALAWI	1	0	-100.00	55	0	-100.00
MAURITIUS	2,051,434	1,957,347	-4.59	2,917,875	2,844,395	-2.52
VIRGIN ISLANDS (BRITISH)	135	0	-100.00	808	0	-100.00
AUSTRALIA	27,467,359	37,397,519	36.15	21,228,168	26,873,689	26.59
NEW ZEALAND	2,648,410	5,445,646	105.62	2,093,863	3,342,325	59.62
MICRONESIA, FEDERATED STATES OF	2,158	6	-99.72	3,874	15	-99.61
GUAM	847	13,392	1,481.11	2,072	7,371	255.74
PALAU	0	2	-	0	72	-
NEW CALEDONIA	18,561	14,831	-20.10	22,836	25,071	9.79
NORTHERN MARIANA ISLANDS	687	41	-94.03	2,048	74	-96.39
SAINT VINCENT AND THE GRENADINES	440	0	-100.00	248	0	-100.00
VANUATU	52	2,453	4,617.31	798	1,179	47.74
WALLIS AND FUTUNA ISLANDS	0	308	-	0	404	-
COOK ISLANDS	117	46	-60.68	488	223	-54.30
FIJI	214,911	35,852	-83.32	193,533	29,042	-84.99
MARSHALL ISLANDS	0	2,873	-	0	7,020	-
SAMOA	40	0	-100.00	3,175	0	-100.00
TONGA	1,794	0	-100.00	951	0	-100.00
CHRISTMAS ISLANDS	25,418	200	-99.21	34,504	200	-99.42
EAST TIMOR	539,205	337,418	-37.42	408,552	215,078	-47.36
UNITED STATES	18,220,530	35,105,413	92.67	29,534,145	39,696,104	34.41
CANADA	2,481,370	17,046,463	586.98	4,121,498	9,000,820	118.39
MEXICO	82,343	39,737	-51.74	187,735	150,158	-20.02
GUATEMALA	46,298	97,252	110.06	110,046	210,227	91.04
NICARAGUA	0	597	-	0	258	-
PANAMA	6,622	4,902	-25.97	13,741	29,096	111.75
SURINAME	2,556	25,416	894.37	10,422	25,453	144.22
CHILE	6,769	22,624	234.23	14,712	133,302	806.08
VENEZUELA	48	29,110	60,545.83	249	83,189	33,309.24
ARGENTINA	75,308	104,242	38.42	235,410	618,802	162.86
BRAZIL	553,833	312,456	-43.58	598,208	1,516,838	153.56
COLOMBIA	2,672	601	-77.51	7,839	664	-91.53
URUGUAY	28	1	-96.43	19	2	-89.47
ECUADOR	4,681	0	-100.00	21,640	0	-100.00
PERU	5,710	14,870	160.42	18,301	72,720	297.36
TRINIDAD AND TOBAGO	38,610	0	-100.00	163,536	0	-100.00
JAMAICA	24	7,382	30,658.33	46	12,810	27,747.83
PUERTO RICO	237	93	-60.76	1,478	530	-64.14
DOMINICAN REPUBLIC	453	118	-73.95	509	155	-69.55
EL SALVADOR	606	0	-100.00	517	0	-100.00
COSTA RICA	9,497	5,144	-45.84	49,804	2,690	-94.60
BARBADOS	0	112	-	0	136	-
ANTIGUA AND BARBUDA	221	5,320	2,307.24	816	2,378	191.42
ANGUILLA	335	0	-100.00	779	0	-100.00
BERMUDA	179	11	-93.85	1,145	346	-69.78
CAYMAN ISLANDS	297	0	-100.00	350	0	-100.00
FALKLAND ISLANDS (MALVINAS)	0	43	-	0	163	-

TABEL 5. PERKEMBANGAN EKSPOR INDONESIA MENURUT KOMODITI DAN NEGARA TUJUAN

JENIS BARANG	BERAT BERSIH (KG)		PERUB	NILAI FOB (US \$)		PERUB
	JAN-MEI 2005	JAN-MEI 2006	%	JAN-MEI 2005	JAN-MEI 2006	%
(1)	(2)	(3)	(4)	(5)	(6)	(7)
FRENCH GUIANA	0	17	-	0	112	-
FRENCH POLYNESIA	4,216	18,121	329.81	5,163	44,362	759.23
MARTINIQUE	2,444	294	-87.97	1,407	628	-55.37
NETHERLANDS ANTILLES	213	4,692	2,102.82	848	30,737	3,524.65
SAINT LUCIA	625	0	-100.00	1,317	0	-100.00
GUADELOUPE	1,179	775	-34.27	3,552	971	-72.66
UNITED KINGDOM	935,253	15,517,345	1,559.16	2,602,566	8,045,679	209.14
NETHERLANDS	34,505,641	51,161,650	48.27	25,058,070	36,221,497	44.55
FRANCE	333,783	481,982	44.40	1,157,960	1,593,621	37.62
GERMANY, FED. REP. OF	13,176,196	10,259,703	-22.13	11,417,779	7,154,388	-37.34
AUSTRIA	839	360	-57.09	3,782	993	-73.74
BELGIUM	12,512,185	10,647,901	-14.90	18,964,685	7,323,932	-61.38
SWITZERLAND	3,521,875	5,358,402	52.15	2,508,729	17,511,843	598.04
DENMARK	83,941	5,940,593	6,977.11	194,449	3,097,540	1,492.98
NORWAY	3,863	1,438	-62.78	8,198	25,297	208.58
SWEDEN	19,012	41,747	119.58	106,549	102,385	-3.91
FINLAND	14,207	19,018	33.86	70,193	99,136	41.23
IRELAND	3,669	1,123	-69.39	8,634	1,480	-82.86
ITALY	10,297,604	7,513,352	-27.04	8,926,505	5,856,098	-34.40
SPAIN	17,371,688	470,697	-97.29	13,857,813	1,811,986	-86.92
PORTUGAL	12,762,419	24,570	-99.81	8,909,943	111,860	-98.74
GREECE	45,479	79,108	73.94	166,537	137,003	-17.73
CZECHOSLOVAKIA	22,953	0	-100.00	13,664	0	-100.00
HUNGARY	672	1,945	189.43	1,186	1,893	59.61
POLAND	5,110	4,915,389	96,091.57	12,207	2,392,488	19,499.31
ROMANIA	243	0	-100.00	272	0	-100.00
BULGARIA	66,944	1,809	-97.30	50,850	3,829	-92.47
YUGOSLAVIA	0	609	-	0	1,092	-
AZERBAIJAN	0	17,391	-	0	22,608	-
KAZAKHSTAN	23,440	0	-100.00	42,674	0	-100.00
UKRAINE	5,668	6,985	23.24	17,867	30,035	68.10
UZBEKISTAN	120	0	-100.00	1,010	0	-100.00
LITHUANIA	469	88	-81.24	2,791	300	-89.25
GEORGIA	0	67	-	0	322	-
CROATIA	318	0	-100.00	560	0	-100.00
MALTA	16	127	693.75	30	235	683.33
SLOVAKIA	45	3,061	6,702.22	95	13,997	14,633.68
SLOVENIA	207	5,610	2,610.14	158	16,226	10,169.62
CZECH REPUBLIC	435	6,129	1,308.97	976	60,167	6,064.65
RUSSIA FEDERATION	488,156	854,037	74.95	2,789,137	1,806,679	-35.22
-TEMBAGA	122,606,252	123,393,883	0.64	476,402,210	765,296,636	60.64
JAPAN	1,848,713	1,262,199	-31.73	92,460,782	101,159,785	9.41
HONG KONG	8,483,302	6,265,590	-26.14	23,758,994	28,463,095	19.80
KOREA, REPUBLIC OF	1,282,474	3,182,133	148.12	3,278,250	87,769,134	2,577.32
TAIWAN	13,553,771	11,226,748	-17.17	44,333,217	59,040,529	33.17
CHINA	26,171,512	31,055,296	18.66	76,138,389	118,854,830	56.10
THAILAND	29,671,958	21,033,243	-29.11	98,695,474	114,034,642	15.54
SINGAPORE	7,877,819	7,839,883	-0.48	23,794,495	36,589,839	53.77
PHILIPPINES	7,413,926	9,338,818	25.96	26,689,419	49,832,727	86.71
MALAYSIA	22,050,760	26,997,858	22.44	72,576,941	138,847,223	91.31
BRUNEI DARUSSALAM	4,802	4,186	-12.83	7,452	4,523	-39.30
VIET NAM	2,722,786	4,151,149	52.46	8,880,684	24,669,325	177.79
MALDIVES	10,046	2,313	-76.98	21,457	14,715	-31.42
INDIA	542,914	80,084	-85.25	1,886,264	415,489	-77.97
BANGLADESH	62	100,547	162,072.58	60	521,754	869,490.00
SRI LANKA	0	2	-	0	360	-
LEBANON	2,081	102	-95.10	3,252	105	-96.77
TURKEY	5,355	192	-96.41	8,033	331	-95.88
UNITED ARAB EMIRATES	11,878	3,990	-66.41	71,699	21,320	-70.26
CYPRUS	32	0	-100.00	44	0	-100.00
EGYPT	0	268	-	0	570	-
TUNISIA	102	0	-100.00	43	0	-100.00
NAMIBIA	391	0	-100.00	935	0	-100.00
MADAGASCAR	159,937	75,000	-53.11	149,635	33,000	-77.95
KENYA	0	64	-	0	72	-
REUNION	11	0	-100.00	13	0	-100.00
MOZAMBIQUE	50,000	0	-100.00	26,500	0	-100.00
NIGERIA	4,837	0	-100.00	30,500	0	-100.00
U.S. VIRGIN ISLANDS	3	0	-100.00	6	0	-100.00
SEYCHELLES	0	59	-	0	207	-
SOUTH AFRICA	26,781	3,625	-86.46	144,777	4,812	-96.68
VIRGIN ISLANDS (BRITISH)	0	81	-	0	377	-
AUSTRALIA	23,519	6,120	-73.98	67,066	13,175	-80.36
NEW ZEALAND	2,972	1,017	-65.78	10,349	2,292	-77.85
GUAM	31	0	-100.00	510	0	-100.00
NEW CALEDONIA	19	229	1,105.26	58	354	510.34

TABEL 5. PERKEMBANGAN EKSPOR INDONESIA MENURUT KOMODITI DAN NEGARA TUJUAN

JENIS BARANG	BERAT BERSIH (KG)		PERUB	NILAI FOB (US \$)		PERUB
	JAN-MEI 2005	JAN-MEI 2006	%	JAN-MEI 2005	JAN-MEI 2006	%
(1)	(2)	(3)	(4)	(5)	(6)	(7)
FIJI	1,280	1,677	31.02	4,592	3,180	-30.75
EAST TIMOR	12,396	0	-100.00	3,823	0	-100.00
UNITED STATES	413,202	563,826	36.45	2,346,745	3,805,401	62.16
CANADA	40,773	14,161	-65.27	222,107	54,837	-75.31
MEXICO	620	54	-91.29	2,337	104	-95.55
CHILE	87	12	-86.21	362	59	-83.70
BRAZIL	292	1,078	269.18	296	4,625	1,462.50
COLOMBIA	1,548	0	-100.00	1,547	0	-100.00
URUGUAY	597	0	-100.00	1,043	0	-100.00
ECUADOR	3,000	0	-100.00	13,020	0	-100.00
PUERTO RICO	2	0	-100.00	7	0	-100.00
DOMINICAN REPUBLIC	0	1,799	-	0	2,530	-
COSTA RICA	829	0	-100.00	737	0	-100.00
ANGUILLA	337	0	-100.00	781	0	-100.00
BERMUDA	42	0	-100.00	236	0	-100.00
FRENCH POLYNESIA	127	278	118.90	273	2,181	698.90
UNITED KINGDOM	13,425	9,437	-29.71	151,918	27,717	-81.76
NETHERLANDS	76,913	86,858	12.93	142,167	196,331	38.10
FRANCE	15,280	7,082	-53.65	144,294	21,904	-84.82
GERMANY, FED. REP. OF	26,509	20,509	-22.63	66,450	111,398	67.64
AUSTRIA	73	123	68.49	301	578	92.03
BELGIUM	27,871	6,501	-76.67	108,775	93,843	-13.73
SWITZERLAND	240	875	264.58	566	2,744	384.81
DENMARK	64	407	535.94	306	886	189.54
NORWAY	2,196	0	-100.00	3,061	0	-100.00
SWEDEN	2,144	2,512	17.16	67,105	2,006	-97.01
FINLAND	138	204	47.83	1,314	390	-70.32
IRELAND	20	0	-100.00	76	0	-100.00
ITALY	12,802	1,497	-88.31	54,424	3,200	-94.12
SPAIN	27,796	5,885	-78.83	19,456	9,972	-48.75
GREECE	228	160	-29.82	304	378	24.34
HUNGARY	83	35,429	42,585.54	83	647,127	779,571.08
POLAND	1,065	702	-34.08	948	1,767	86.39
UKRAINE	1,441	1,905	32.20	7,279	8,603	18.19
LITHUANIA	31	0	-100.00	166	0	-100.00
CROATIA	0	69	-	0	195	-
MALTA	7	47	571.43	13	95	630.77
-SENG	1,829,045	2,098,269	14.72	2,193,553	3,180,847	45.01
JAPAN	443,953	1,017,393	129.17	331,574	1,343,189	305.09
HONG KONG	0	19,000	-	0	19,000	-
KOREA, REPUBLIC OF	76,000	116,363	53.11	46,490	164,538	253.92
TAIWAN	66,123	8,997	-86.39	50,259	3,205	-93.62
CHINA	11,988	102,246	752.90	31,511	200,507	536.31
THAILAND	0	60,120	-	0	130,681	-
SINGAPORE	354,527	148,669	-58.07	561,851	249,611	-55.57
PHILIPPINES	24,982	86,595	246.63	39,520	138,532	250.54
MALAYSIA	4,614	178,883	3,776.96	10,112	299,691	2,863.72
BRUNEI DARUSSALAM	3,396	0	-100.00	10,078	0	-100.00
VIET NAM	20,200	40,003	98.03	27,611	101,093	266.13
INDIA	25,027	40,000	59.83	4,031	90,100	2,135.18
BANGLADESH	309,947	0	-100.00	325,441	0	-100.00
SRI LANKA	99,483	69,570	-30.07	171,142	116,640	-31.85
LEBANON	0	4,483	-	0	11,267	-
TURKEY	0	100	-	0	50	-
UNITED ARAB EMIRATES	505	0	-100.00	1,504	0	-100.00
TOGO	2,392	0	-100.00	66,000	0	-100.00
NIGERIA	24,000	95,390	297.46	3,504	118,015	3,268.01
MALI	0	118	-	0	502	-
MAURITIUS	54,140	0	-100.00	25,119	0	-100.00
AUSTRALIA	29,184	68,216	133.74	60,553	95,022	56.92
EAST TIMOR	269,856	34,709	-87.14	373,029	49,973	-86.60
BRAZIL	0	6,437	-	0	44,006	-
UNITED KINGDOM	8,682	851	-90.20	53,695	4,683	-91.28
FRANCE	11	0	-100.00	310	0	-100.00
GERMANY, FED. REP. OF	20	0	-100.00	195	0	-100.00
BELGIUM	0	119	-	0	183	-
RUSSIA FEDERATION	15	7	-53.33	24	359	1,395.83
-LOGAM TIDAK MULIA LAIN	28,440,235	23,491,044	-17.40	83,358,184	69,232,552	-16.95
JAPAN	9,256,083	4,481,869	-51.58	21,134,344	16,714,569	-20.91
HONG KONG	561,611	421,526	-24.94	1,907,995	1,413,736	-25.90
KOREA, REPUBLIC OF	162,667	189,552	16.53	302,033	390,309	29.23
TAIWAN	26,691	91,435	242.57	38,619	228,111	490.67
CHINA	214,488	256,979	19.81	643,585	823,836	28.01
MONGOLIA	0	100	-	0	10,858	-
PAPUA NEW GUINEA	478,048	269,714	-43.58	1,316,091	678,114	-48.48
THAILAND	850,835	1,276,172	49.99	4,332,761	5,914,297	36.50

TABEL 5. PERKEMBANGAN EKSPOR INDONESIA MENURUT KOMODITI DAN NEGARA TUJUAN

JENIS BARANG	BERAT BERSIH (KG)		PERUB	NILAI FOB (US \$)		PERUB
	JAN-MEI 2005	JAN-MEI 2006	%	JAN-MEI 2005	JAN-MEI 2006	%
(1)	(2)	(3)	(4)	(5)	(6)	(7)
SINGAPORE	3,770,903	6,547,133	73.62	16,994,489	12,172,411	-28.37
PHILIPPINES	995,616	495,860	-50.20	1,672,032	1,018,363	-39.09
MALAYSIA	982,507	1,362,336	38.66	3,122,600	3,924,502	25.68
MYANMAR (FORM. BURMA)	204,517	17,215	-91.58	11,785	36,425	209.08
CAMBODIA	134	899	570.90	953	8,181	758.45
BRUNEI DARUSSALAM	5,582	26,491	374.58	9,888	41,892	323.67
LAO PEOPLE'S DEMOCRATIC	0	440	-	0	9,267	-
VIET NAM	470,060	264,771	-43.67	617,906	798,885	29.29
MALDIVES	7,139	12,305	72.36	13,502	15,236	12.84
INDIA	175,025	233,657	33.50	939,372	582,386	-38.00
PAKISTAN	76,766	57,288	-25.37	269,988	166,502	-38.33
BANGLADESH	19,821	21,360	7.76	63,885	80,474	25.97
SRI LANKA	4,721	36,778	679.03	18,815	64,669	243.71
IRAN (ISLAMIC REPUBLIC OF)	182	21,868	11,915.38	3,353	37,120	1,007.07
SAUDI ARABIA	14,825	261,529	1,664.11	114,560	219,240	91.38
KUWAIT	7,856	38,344	388.09	13,281	41,426	211.92
JORDAN	1,200	8,697	624.75	25,000	14,103	-43.59
LEBANON	29,675	7,825	-73.63	33,446	12,924	-61.36
YEMEN	0	227	-	0	437	-
OMAN	1,298	38,156	2,839.60	700	39,162	5,494.57
SYRIA ARAB REPUBLIC	80,635	95,437	18.36	68,610	70,986	3.46
TURKEY	84,264	11,563	-86.28	325,450	45,296	-86.08
UNITED ARAB EMIRATES	1,150,242	303,360	-73.63	1,468,815	558,352	-61.99
QATAR	16,590	47,048	183.59	25,704	55,019	114.05
BAHRAIN	0	2,835	-	0	8,573	-
CYPRUS	5,350	25,985	385.70	11,879	22,334	88.01
EGYPT	4,180	18,568	344.21	131,339	94,565	-28.00
LIBYAN ARAB JAMAHIRIYA	25,000	20,000	-20.00	30,210	19,870	-34.23
MOROCCO	3,445	15,943	362.79	22,633	35,508	56.89
SUDAN	8,295	0	-100.00	15,309	0	-100.00
NAMIBIA	25	0	-100.00	60	0	-100.00
TANZANIA, UNITED REPUBLIC OF	15,387	2,586	-83.19	33,772	26,087	-22.76
MADAGASCAR	6,281	6,487	3.28	2,405	3,405	41.58
KENYA	41,057	35,379	-13.83	85,537	80,368	-6.04
REUNION	4,276	2,416	-43.50	10,554	3,583	-66.05
TOGO	0	8,704	-	0	20,105	-
GHANA	0	932	-	0	1,566	-
GUINEA	6,736	16,229	140.93	20,160	9,130	-54.71
ANGOLA	0	2,047	-	0	1,275	-
CAMEROON	526	12,500	2,276.43	730	26,420	3,519.18
NIGERIA	95,814	415,198	333.34	178,476	954,882	435.02
BENIN	0	10,680	-	0	8,483	-
BURKINA FASO	9,401	0	-100.00	22,724	0	-100.00
U.S. VIRGIN ISLANDS	46	0	-100.00	56	0	-100.00
SEYCHELLES	916	689	-24.78	2,666	3,195	19.84
UGANDA	0	790	-	0	1,986	-
SOUTH AFRICA	214,737	203,798	-5.09	667,678	604,641	-9.44
MAURITIUS	347,798	981	-99.72	919,408	5,349	-99.42
VIRGIN ISLANDS (BRITISH)	1	0	-100.00	3	0	-100.00
AUSTRALIA	551,760	539,114	-2.29	1,630,613	2,513,912	54.17
NEW ZEALAND	67,238	89,025	32.40	226,926	293,191	29.20
MICRONESIA, FEDERATED STATES OF	11	0	-100.00	23	0	-100.00
GUAM	91	420	361.54	509	1,829	259.33
NEW CALEDONIA	3,673	24,097	556.06	6,258	49,958	698.31
NORTHERN MARIANA ISLANDS	0	1	-	0	4	-
SAINT VINCENT AND THE GRENADINES	764	0	-100.00	616	0	-100.00
VANUATU	0	1,756	-	0	824	-
WALLIS AND FUTUNA ISLANDS	0	683	-	0	279	-
AMERICAN SAMOA	3,755	0	-100.00	4,213	0	-100.00
FIJI	4,741	3,276	-30.90	30,552	15,343	-49.78
TONGA	8,432	0	-100.00	6,720	0	-100.00
UNITED STATES MINOR OUTLYING	20	0	-100.00	40	0	-100.00
TOKELAU	0	15,749	-	0	15,200	-
EAST TIMOR	20,056	15,380	-23.31	11,002	12,676	15.22
UNITED STATES	1,663,444	1,219,874	-26.67	9,836,894	7,132,891	-27.49
CANADA	177,811	166,434	-6.40	861,597	824,061	-4.36
MEXICO	19,067	24,024	26.00	148,101	153,695	3.78
HONDURAS	141	0	-100.00	100	0	-100.00
PANAMA	10,464	9,383	-10.33	78,843	37,445	-52.51
CHILE	217	61,042	28,029.95	150	342,124	227,982.67
VENEZUELA	5,498	8,770	59.51	4,000	18,938	373.45
ARGENTINA	20,252	41,725	106.03	33,080	167,440	406.17
BRAZIL	11,278	19,120	69.53	63,461	87,449	37.80
COLOMBIA	276	686	148.55	367	437	19.07
URUGUAY	84	0	-100.00	147	0	-100.00
ECUADOR	4,000	70	-98.25	3,956	10,640	168.96

TABEL 5. PERKEMBANGAN EKSPOR INDONESIA MENURUT KOMODITI DAN NEGARA TUJUAN

JENIS BARANG	BERAT BERSIH (KG)		PERUB %	NILAI FOB (US \$)		PERUB %
	JAN-MEI 2005	JAN-MEI 2006		JAN-MEI 2005	JAN-MEI 2006	
(1)	(2)	(3)	(4)	(5)	(6)	(7)
PERU	653	0	-100.00	4,339	0	-100.00
GUYANA	6,141	0	-100.00	1,975	0	-100.00
TRINIDAD AND TOBAGO	14,057	110	-99.22	14,540	313	-97.85
BAHAMAS	0	125	-	0	90	-
PUERTO RICO	703	740	5.26	2,180	2,433	11.61
BELIZE	0	62	-	0	229	-
DOMINICAN REPUBLIC	919	729	-20.67	687	1,179	71.62
EL SALVADOR	633	32	-94.94	540	67	-87.59
COSTA RICA	1,098	2,154	96.17	989	1,159	17.19
BARBADOS	8,689	592	-93.19	11,475	540	-95.29
ARUBA	0	2,976	-	0	4,550	-
BERMUDA	284	407	43.31	2,214	2,650	19.69
FRENCH GUIANA	103	0	-100.00	142	0	-100.00
FRENCH POLYNESIA	25,224	2,111	-91.63	7,983	1,761	-77.94
GRENADA	0	2,254	-	0	3,086	-
NETHERLANDS ANTILLES	1,205	235	-80.50	3,513	377	-89.27
NORFOLK ISLANDS	50	0	-100.00	16,239	0	-100.00
SAINT LUCIA	0	41	-	0	53	-
GUADELOUPE	701	2	-99.71	1,225	11	-99.10
SAINT KITTS AND NEVIS	78	246	215.38	741	349	-52.90
UNITED KINGDOM	1,361,120	1,110,495	-18.41	2,966,069	1,981,021	-33.21
NETHERLANDS	368,248	222,868	-39.48	1,725,129	1,179,084	-31.65
FRANCE	344,869	378,439	9.73	878,716	755,459	-14.03
GERMANY, FED. REP. OF	581,447	418,964	-27.94	2,146,487	2,422,738	12.87
AUSTRIA	8,286	4,517	-45.49	35,582	13,729	-61.42
BELGIUM	202,571	111,663	-44.88	388,036	185,583	-52.17
SWITZERLAND	3,687	6,006	62.90	25,253	57,804	128.90
DENMARK	64,136	17,169	-73.23	85,557	48,551	-43.25
NORWAY	56,269	26,503	-52.90	127,759	48,207	-62.27
SWEDEN	97,897	123,441	26.09	298,256	358,836	20.31
FINLAND	2,592	16,104	521.30	164,986	61,882	-62.49
IRELAND	181,343	290,056	59.95	319,588	642,200	100.95
ITALY	479,530	478,251	-0.27	839,158	759,575	-9.48
SPAIN	235,026	255,669	8.78	577,585	641,203	11.01
PORTUGAL	3,213	2,550	-20.63	3,286	6,276	90.99
GREECE	6,928	22,380	223.04	26,666	54,771	105.40
HUNGARY	4,924	6,910	40.33	6,473	26,322	306.64
POLAND	28,318	26,379	-6.85	45,128	79,011	75.08
BULGARIA	232	3,871	1,568.53	457	21,870	4,685.56
YUGOSLAVIA	2,627	3,262	24.17	4,564	8,230	80.32
AZERBAIJAN	130	490	276.92	32,916	42,068	27.80
UKRAINE	404	0	-100.00	1,238	0	-100.00
ESTONIA	256	0	-100.00	500	0	-100.00
CROATIA	6,069	1,707	-71.87	11,197	5,932	-47.02
MALTA	6,428	707	-89.00	9,523	2,419	-74.60
SLOVAKIA	0	597	-	0	3,126	-
SLOVENIA	1,804	6,334	251.11	2,242	5,203	132.07
CZECH REPUBLIC	539	955	77.18	3,796	1,732	-54.37
RUSSIA FEDERATION	1,318,479	631	-99.95	1,969,926	4,124	-99.79
-PAKAIAN JADI	141,850,710	149,734,758	5.56	1,943,015,071	2,117,675,289	8.99
JAPAN	3,757,053	4,646,327	23.67	56,705,785	57,932,098	2.16
HONG KONG	882,674	588,681	-33.31	7,065,736	6,490,539	-8.14
KOREA, DEMOCRATIC PEOPLE'S	7,700	1,695	-77.99	152,064	40,430	-73.41
KOREA, REPUBLIC OF	992,129	678,141	-31.65	10,407,440	8,921,504	-14.28
TAIWAN	322,813	244,732	-24.19	3,208,078	3,058,833	-4.65
CHINA	163,750	448,693	174.01	2,994,030	2,504,850	-16.34
MACAU	35	394	1,025.71	1,826	10,778	490.25
PAPUA NEW GUINEA	195,060	246,511	26.38	454,062	952,310	109.73
THAILAND	80,834	356,419	340.93	952,930	3,477,012	264.88
SINGAPORE	4,748,791	3,196,550	-32.69	48,102,686	26,044,956	-45.86
PHILIPPINES	307,409	213,679	-30.49	3,312,274	2,145,108	-35.24
MALAYSIA	3,036,232	4,281,269	41.01	12,465,050	12,396,718	-0.55
MYANMAR (FORM. BURMA)	4,663	330	-92.92	70,577	645	-99.09
CAMBODIA	912	2,554	180.04	3,008	16,026	432.78
BRUNEI DARUSSALAM	48,984	120,513	146.03	444,844	714,443	60.61
LAO PEOPLE'S DEMOCRATIC	0	5,999	-	0	27,992	-
NEPAL	27,941	21,172	-24.23	320,509	238,572	-25.56
VIET NAM	63,613	54,190	-14.81	435,369	181,650	-58.28
MALDIVES	140,528	18,672	-86.71	715,381	102,985	-85.60
INDIA	52,435	29,216	-44.28	295,409	385,666	30.55
PAKISTAN	105,579	160,605	52.12	832,284	1,075,431	29.21
BANGLADESH	41,576	5,472	-86.84	416,556	48,831	-88.28
SRI LANKA	795,035	669,581	-15.78	6,666,744	3,647,959	-45.28
AFGHANISTAN	2,663	0	-100.00	14,120	0	-100.00
IRAQ	0	32,161	-	0	199,344	-
IRAN (ISLAMIC REPUBLIC OF)	62,107	24,276	-60.91	559,672	222,056	-60.32

TABEL 5. PERKEMBANGAN EKSPOR INDONESIA MENURUT KOMODITI DAN NEGARA TUJUAN

JENIS BARANG	BERAT BERSIH (KG)		PERUB	NILAI FOB (US \$)		PERUB
	JAN-MEI 2005	JAN-MEI 2006	%	JAN-MEI 2005	JAN-MEI 2006	%
(1)	(2)	(3)	(4)	(5)	(6)	(7)
SAUDI ARABIA	3,172,294	2,381,288	-24.93	23,580,306	19,483,871	-17.37
KUWAIT	161,602	177,125	9.61	1,309,960	1,476,422	12.71
JORDAN	10,129	1,236	-87.80	105,973	10,047	-90.52
LEBANON	1,440	6,903	379.38	64,005	189,723	196.42
PALESTINA	0	330	-	0	10,001	-
YEMEN	177,051	86,777	-50.99	1,754,355	978,299	-44.24
OMAN	8,664	18	-99.79	118,786	231	-99.81
SYRIA ARAB REPUBLIC	0	2,783	-	0	8,349	-
TURKEY	415,032	95,365	-77.02	1,718,046	1,964,289	14.33
UNITED ARAB EMIRATES	5,441,046	4,323,191	-20.54	63,114,430	45,121,495	-28.51
QATAR	3,076	4,700	52.80	55,594	92,884	67.08
BAHRAIN	36,118	17,372	-51.90	445,205	93,693	-78.96
CYPRUS	16,442	4,322	-73.71	209,203	55,507	-73.47
EGYPT	261,295	488,872	87.10	3,168,071	5,171,926	63.25
LIBYAN ARAB JAMAHIRIYA	8,103	8,695	7.31	32,092	117,500	266.13
MOROCCO	29,333	36,706	25.14	293,575	413,871	40.98
TUNISIA	620	13,877	2,138.23	536	73,651	13,640.86
ALGERIA	331,385	143,072	-56.83	4,209,557	1,509,393	-64.14
SUDAN	1,013,849	927,234	-8.54	16,073,764	10,584,660	-34.15
ERITREA	1,696	0	-100.00	4,495	0	-100.00
NAMIBIA	24,563	3,313	-86.51	217,509	37,110	-82.94
ETHIOPIA	723,743	305,114	-57.84	12,007,107	3,984,655	-66.81
TANZANIA, UNITED REPUBLIC OF	190,085	184,685	-2.84	306,244	237,696	-22.38
MADAGASCAR	68,640	67,835	-1.17	403,777	182,886	-54.71
SOMALIA	62,158	57,951	-6.77	395,651	812,304	105.31
KENYA	560,180	557,130	-0.54	1,916,493	1,212,013	-36.76
REUNION	19,016	27,418	44.18	85,824	138,821	61.75
MOZAMBIQUE	112,730	32,245	-71.40	211,719	99,593	-52.96
BOTSWANA	2,525	0	-100.00	14,040	0	-100.00
EQUATORIAL GUINEA	0	37,835	-	0	84,304	-
TOGO	1,557,348	3,102,159	99.19	5,470,445	5,535,392	1.19
GHANA	569,336	405,328	-28.81	2,187,467	786,600	-64.04
LIBERIA	146,506	68,698	-53.11	294,150	74,360	-74.72
GUINEA	1,323,375	810,452	-38.76	4,369,810	952,118	-78.21
ANGOLA	210,577	388,890	84.68	1,970,263	760,184	-61.42
CONGO	352,470	280,526	-20.41	643,190	399,971	-37.81
CAMEROON	206,838	427,285	106.58	333,213	594,681	78.47
NIGERIA	2,562,070	353,626	-86.20	18,798,882	854,560	-95.45
GABON	55,022	28,829	-47.60	69,784	39,748	-43.04
COTE D'IVOIRE	68,364	73,706	7.81	122,983	116,673	-5.13
SENEGAL	578,822	772,459	33.45	526,419	856,775	62.76
MAURITANIA	220,702	85,663	-61.19	1,839,134	809,621	-55.98
MALI	449,177	120,000	-73.28	917,894	184,176	-79.93
BENIN	849,878	1,309,896	54.13	7,758,307	7,525,268	-3.00
BURKINA FASO	48,000	12,000	-75.00	79,136	19,584	-75.25
GAMBIA	138,424	103,349	-25.34	235,703	174,650	-25.90
U.S. VIRGIN ISLANDS	556	275	-50.54	2,914	2,397	-17.74
SEYCHELLES	6,160	703	-88.59	17,269	20,635	19.49
UGANDA	77,012	53,576	-30.43	174,041	288,122	65.55
CENTRAL AFRICAN REPUBLIC	0	76	-	0	10,519	-
NIGER	250,386	334,414	33.56	1,403,749	2,187,960	55.87
DJIBOUTI	298,503	367,464	23.10	1,282,336	1,456,905	13.61
SAINT HELENA	100	0	-100.00	1,692	0	-100.00
SAO TOME AND PRINCIPE	6,678	7,991	19.66	6,426	6,204	-3.45
SWAZILAND	2,211	40	-98.19	24,463	2,148	-91.22
SOUTH AFRICA	348,322	279,169	-19.85	4,144,714	2,854,388	-31.13
ZIMBABWE	65,510	12,879	-80.34	323,493	75,098	-76.79
ZAMBIA	614	0	-100.00	5,148	0	-100.00
MALAWI	5,671	0	-100.00	6,825	0	-100.00
MAURITIUS	31,109	28,124	-9.60	151,233	151,864	0.42
VIRGIN ISLANDS (BRITISH)	684	425	-37.87	18,554	4,446	-76.04
AUSTRALIA	798,169	955,943	19.77	15,875,464	17,052,143	7.41
NEW ZEALAND	117,122	95,275	-18.65	1,916,287	1,640,204	-14.41
MICRONESIA, FEDERATED STATES OF	0	229	-	0	517	-
GUAM	2,549	1,489	-41.58	52,410	24,488	-53.28
PALAU	21	47	123.81	120	291	142.50
NEW CALEDONIA	261,425	29,655	-88.66	346,733	348,682	0.56
NORTHERN MARIANA ISLANDS	234	1,002	328.21	8,228	29,054	253.11
SAINT VINCENT AND THE GRENADINES	1,237	51	-95.88	1,786	369	-79.34
VANUATU	5,134	2,045	-60.17	20,399	4,605	-77.43
WALLIS AND FUTUNA ISLANDS	439	689	56.95	635	1,451	128.50
BRITISH INDIAN OCEAN TERRITORY	217	0	-100.00	9,378	0	-100.00
AMERICAN SAMOA	6,745	3,556	-47.28	50,998	44,497	-12.75
COOK ISLANDS	5,397	664	-87.70	10,875	4,734	-56.47
FIJI	76,075	55,538	-27.00	902,153	362,518	-59.82
KIRIBATI	0	4,722	-	0	6,500	-

TABEL 5. PERKEMBANGAN EKSPOR INDONESIA MENURUT KOMODITI DAN NEGARA TUJUAN

JENIS BARANG	BERAT BERSIH (KG)		PERUB	NILAI FOB (US \$)		PERUB
	JAN-MEI 2005	JAN-MEI 2006	%	JAN-MEI 2005	JAN-MEI 2006	%
(1)	(2)	(3)	(4)	(5)	(6)	(7)
SAMOA	43	13,366	30,983.72	62	78,834	127,051.61
SOLOMON ISLANDS	4,686	3,071	-34.46	8,110	8,001	-1.34
TONGA	13,543	18,688	37.99	12,583	13,899	10.46
CHRISTMAS ISLANDS	111	0	-100.00	486	0	-100.00
EAST TIMOR	57,040	41,547	-27.16	85,805	36,119	-57.91
UNITED STATES	68,192,121	75,392,202	10.56	1,074,011,319	1,274,928,493	18.71
CANADA	2,031,028	2,211,561	8.89	36,494,314	41,133,244	12.71
MEXICO	686,345	567,329	-17.34	11,341,760	9,372,457	-17.36
GUATEMALA	1,343	0	-100.00	4,000	0	-100.00
HONDURAS	106,574	0	-100.00	436,981	0	-100.00
NICARAGUA	0	235	-	0	102	-
PANAMA	840,094	722,809	-13.96	11,089,254	6,877,602	-37.98
CUBA	0	2,408	-	0	1,105	-
SURINAME	7,981	18,058	126.26	63,185	103,198	63.33
CHILE	122,935	141,693	15.26	1,200,042	1,816,346	51.36
VENEZUELA	73,736	217,165	194.52	321,688	597,635	85.78
ARGENTINA	81,301	61,707	-24.10	599,529	1,064,072	77.48
BRAZIL	182,361	354,838	94.58	1,080,283	1,928,749	78.54
COLOMBIA	3,055	1,230	-59.74	33,475	23,411	-30.06
BOLIVIA	0	95	-	0	3,376	-
URUGUAY	36,140	6,173	-82.92	230,485	113,500	-50.76
PARAGUAY	75	17	-77.33	158	398	151.90
ECUADOR	2,725	3,578	31.30	52,771	73,877	40.00
PERU	7,297	10,408	42.63	120,577	29,809	-75.28
TRINIDAD AND TOBAGO	38	1	-97.37	1,538	52	-96.62
BAHAMAS	318	4,582	1,340.88	1,769	2,025	14.47
JAMAICA	1,648	4,550	176.09	19,006	36,839	93.83
PUERTO RICO	50,692	97,049	91.45	779,410	1,343,100	72.32
BELIZE	9,247	9,625	4.09	48,464	57,878	19.42
DOMINICAN REPUBLIC	16,700	13,204	-20.93	277,493	83,066	-70.07
EL SALVADOR	12,267	826	-93.27	44,402	5,189	-88.31
COSTA RICA	60,552	13,967	-76.93	40,931	40,031	-2.20
HAITI	0	2,993	-	0	20,780	-
BARBADOS	11	149	1,254.55	559	8,738	1,463.15
ANTIGUA AND BARBUDA	144	1,476	925.00	3,741	22,037	489.07
ARUBA	3,401	0	-100.00	30,671	0	-100.00
BERMUDA	1,331	1,779	33.66	13,895	21,389	53.93
FRENCH GUIANA	37	1,074	2,802.70	336	5,745	1,609.82
FRENCH POLYNESIA	69,934	33,524	-52.06	281,127	196,707	-30.03
GRENADA	1,507	0	-100.00	16,259	0	-100.00
MARTINIQUE	5,521	4,259	-22.86	21,835	14,331	-34.37
NETHERLANDS ANTILLES	145,870	79,275	-45.65	1,389,971	827,525	-40.46
SAINT LUCIA	193	1,829	847.67	5,757	2,600	-54.84
GUADELOUPE	5,425	4,589	-15.41	46,715	25,061	-46.35
SAINT KITTS AND NEVIS	316	2,747	769.30	420	3,888	825.71
UNITED KINGDOM	6,968,274	10,708,174	53.67	115,218,695	132,547,188	15.04
NETHERLANDS	2,152,749	2,417,178	12.28	37,432,265	40,953,289	9.41
FRANCE	3,393,000	3,073,558	-9.41	48,721,465	47,777,419	-1.94
GERMANY, FED. REP. OF	7,871,036	8,487,293	7.83	124,498,142	152,532,463	22.52
AUSTRIA	97,505	110,431	13.26	1,518,441	2,153,190	41.80
BELGIUM	2,426,184	2,722,601	12.22	42,878,829	48,357,729	12.78
SWITZERLAND	327,645	306,052	-6.59	5,195,306	4,729,013	-8.98
LUXEMBOURG	0	1,942	-	0	25,178	-
GIBRALTAR	0	96	-	0	3,320	-
MONACO	2,854	2,062	-27.75	60,808	55,010	-9.53
DENMARK	117,883	118,891	0.86	1,691,381	1,904,622	12.61
NORWAY	91,944	96,891	5.38	1,366,289	1,584,464	15.97
SWEDEN	272,587	313,071	14.85	4,400,036	4,966,205	12.87
FINLAND	82,968	50,660	-38.94	976,331	611,734	-37.34
IRELAND	159,480	195,909	22.84	2,352,002	3,038,900	29.20
ITALY	1,806,943	1,800,658	-0.35	30,808,776	33,871,068	9.94
SPAIN	1,519,446	1,665,613	9.62	15,684,043	19,406,387	23.73
PORTUGAL	35,505	57,140	60.94	424,411	452,044	6.51
ICELAND	351	0	-100.00	9,594	0	-100.00
GREECE	324,040	70,224	-78.33	953,520	750,643	-21.28
CZECHOSLOVAKIA	466,954	189,090	-59.51	940,105	451,360	-51.99
HUNGARY	31,463	21,485	-31.71	177,231	259,232	46.27
POLAND	51,626	86,178	66.93	622,996	1,266,938	103.36
ROMANIA	3,520	2,710	-23.01	28,556	37,567	31.56
BULGARIA	5,662	8,426	48.82	146,455	110,198	-24.76
YUGOSLAVIA	2,130	843	-60.42	12,978	13,071	0.72
BELARUS	0	33	-	0	2,170	-
KAZAKHSTAN	0	295	-	0	6,293	-
MOLDOVA, REPUBLIC OF	104	83	-20.19	1,275	1,667	30.75
UKRAINE	124,334	124,480	0.12	1,750,039	1,582,134	-9.59
UZBEKISTAN	4	0	-100.00	40	0	-100.00

TABEL 5. PERKEMBANGAN EKSPOR INDONESIA MENURUT KOMODITI DAN NEGARA TUJUAN

JENIS BARANG	BERAT BERSIH (KG)		PERUB	NILAI FOB (US \$)		PERUB
	JAN-MEI 2005	JAN-MEI 2006	%	JAN-MEI 2005	JAN-MEI 2006	%
(1)	(2)	(3)	(4)	(5)	(6)	(7)
LITHUANIA	6,180	7,876	27.44	83,766	88,098	5.17
LATVIA	22,321	56,956	155.17	241,641	289,902	19.97
ESTONIA	3,037	6,925	128.02	58,471	75,159	28.54
GEORGIA	0	8	-	0	4	-
CROATIA	38,864	26,026	-33.03	269,579	137,460	-49.01
MALTA	4,197	83,289	1,884.49	28,774	579,015	1,912.29
SLOVAKIA	1,118	11,986	972.09	15,866	97,593	515.11
SLOVENIA	2,520	6,220	146.83	48,882	12,768	-73.88
CZECH REPUBLIC	17,706	12,215	-31.01	259,682	363,712	40.06
SOUTH GEORGIA AND THE SOUTH SA	210	0	-100.00	1,035	0	-100.00
RUSSIA FEDERATION	184,160	205,383	11.52	3,138,346	4,412,844	40.61
-KAIN TENUN	121,457,409	114,292,596	-5.90	559,264,815	535,463,864	-4.26
JAPAN	11,751,954	12,569,023	6.95	44,657,328	49,076,926	9.90
HONG KONG	4,327,017	4,067,302	-6.00	32,185,914	23,118,895	-28.17
KOREA, DEMOCRATIC PEOPLE'S	0	147	-	0	2,283	-
KOREA, REPUBLIC OF	1,482,044	1,470,004	-0.81	5,886,463	5,625,289	-4.44
TAIWAN	1,117,058	461,864	-58.65	4,820,505	1,518,134	-68.51
CHINA	2,446,379	2,505,064	2.40	14,385,879	15,543,556	8.05
MONGOLIA	0	952	-	0	7,524	-
MACAU	99,480	89,617	-9.91	621,338	608,382	-2.09
PAPUA NEW GUINEA	41,100	84,334	105.19	186,251	439,910	136.19
THAILAND	3,607,959	3,085,752	-14.47	16,459,455	13,546,989	-17.69
SINGAPORE	2,431,023	2,086,035	-14.19	18,523,493	10,926,040	-41.02
PHILIPPINES	2,609,441	2,134,415	-18.20	13,029,440	18,589,750	42.67
MALAYSIA	9,827,858	7,725,935	-21.39	36,750,517	29,115,102	-20.78
MYANMAR (FORM. BURMA)	311,731	349,059	11.97	1,786,655	2,023,618	13.26
CAMBODIA	1,303,308	1,679,754	28.88	5,079,242	6,113,638	20.37
BRUNEI DARUSSALAM	23,064	36,868	59.85	108,898	241,963	122.19
LAO PEOPLE'S DEMOCRATIC	64,188	24,080	-62.49	213,519	102,786	-51.86
NEPAL	6,378	2,259	-64.58	22,351	9,127	-59.17
VIET NAM	1,654,820	1,794,929	8.47	10,236,207	11,511,318	12.46
MALDIVES	104,552	50,423	-51.77	427,681	187,081	-56.26
INDIA	711,721	948,703	33.30	4,117,947	5,658,907	37.42
PAKISTAN	412,390	299,003	-27.50	1,705,113	1,078,019	-36.78
BANGLADESH	4,653,140	4,236,772	-8.95	16,482,385	17,599,751	6.78
SRI LANKA	2,396,164	1,886,927	-21.25	12,950,268	11,125,438	-14.09
AFGHANISTAN	147,812	71,210	-51.82	587,937	273,203	-53.53
IRAQ	3,803	0	-100.00	36,034	0	-100.00
IRAN (ISLAMIC REPUBLIC OF)	363,448	607,662	67.19	1,549,699	2,768,727	78.66
SAUDI ARABIA	4,479,187	3,851,094	-14.02	25,653,384	22,951,550	-10.53
KUWAIT	257,353	422,220	64.06	2,061,994	2,872,632	39.31
JORDAN	341,420	516,533	51.29	1,413,827	2,592,193	83.35
LEBANON	112,625	91,747	-18.54	584,054	565,824	-3.12
YEMEN	627,598	523,329	-16.61	3,695,223	2,909,065	-21.27
OMAN	144,601	203,697	40.87	665,853	1,059,754	59.16
SYRIA ARAB REPUBLIC	952,194	651,559	-31.57	4,061,927	3,600,659	-11.36
TURKEY	6,455,437	9,099,291	40.96	25,298,880	37,689,994	48.98
UNITED ARAB EMIRATES	9,809,336	9,327,103	-4.92	56,857,371	55,870,962	-1.73
QATAR	17,180	68,695	299.85	107,130	351,542	228.15
BAHRAIN	34,196	76,140	122.66	215,822	552,132	155.83
CYPRUS	67,883	74,034	9.06	338,802	441,323	30.26
EGYPT	1,062,242	986,196	-7.16	3,648,407	3,353,846	-8.07
LIBYAN ARAB JAMAHIRIYA	9,528	274,024	2,775.99	37,941	1,281,268	3,277.00
MOROCCO	266,133	428,648	61.07	1,218,792	2,528,757	107.48
TUNISIA	59,645	41,474	-30.47	290,364	245,998	-15.28
ALGERIA	138,433	180,885	30.67	510,212	302,327	-40.74
SUDAN	216,860	146,774	-32.32	745,739	809,323	8.53
LESOTHO	313,303	364,838	16.45	961,368	1,104,848	14.92
ETHIOPIA	0	19,200	-	0	67,047	-
TANZANIA, UNITED REPUBLIC OF	11,481	0	-100.00	53,520	0	-100.00
MADAGASCAR	54,130	197,412	264.70	230,294	737,725	220.34
SOMALIA	2,574	24,283	843.40	12,615	242,518	1,822.46
KENYA	653,196	494,790	-24.25	2,820,263	2,065,212	-26.77
REUNION	899	0	-100.00	3,301	0	-100.00
MOZAMBIQUE	259,607	199,996	-22.96	421,292	295,371	-29.89
BOTSWANA	73,269	0	-100.00	361,033	0	-100.00
TOGO	149,591	28,776	-80.76	1,011,617	130,787	-87.07
GHANA	413,052	132,423	-67.94	1,842,336	606,294	-67.09
GUINEA	5,035	32,234	540.20	1,392	33,886	2,334.34
CONGO	0	1	-	0	16	-
CAMEROON	0	9,424	-	0	63,808	-
NIGERIA	1,502,768	39,162	-97.39	8,443,163	480,492	-94.31
GABON	3,054	14,651	379.73	5,940	19,816	233.60
COTE D'IVOIRE	19,025	502	-97.36	55,686	2,014	-96.38
SENEGAL	26,317	16,037	-39.06	107,397	37,295	-65.27
MALI	0	1,428	-	0	12,071	-

TABEL 5. PERKEMBANGAN EKSPOR INDONESIA MENURUT KOMODITI DAN NEGARA TUJUAN

JENIS BARANG	BERAT BERSIH (KG)		PERUB	NILAI FOB (US \$)		PERUB
	JAN-MEI 2005	JAN-MEI 2006	%	JAN-MEI 2005	JAN-MEI 2006	%
(1)	(2)	(3)	(4)	(5)	(6)	(7)
BENIN	111,665	36,095	-67.68	655,987	255,606	-61.03
BURKINA FASO	1,292	0	-100.00	6,392	0	-100.00
GAMBIA	0	3,882	-	0	13,507	-
U.S. VIRGIN ISLANDS	44	0	-100.00	174	0	-100.00
NIGER	77,329	0	-100.00	382,567	0	-100.00
DJIBOUTI	53,133	79,125	48.92	204,307	320,763	57.00
SWAZILAND	399,395	20,126	-94.96	1,122,343	46,202	-95.88
SOUTH AFRICA	1,653,073	900,313	-45.54	6,832,666	4,393,532	-35.70
ZIMBABWE	132,539	58,738	-55.68	544,183	252,228	-53.65
MAURITIUS	94,232	51,805	-45.02	454,036	207,679	-54.26
ZAIRE	0	12,600	-	0	99,351	-
VIRGIN ISLANDS (BRITISH)	27,798	0	-100.00	317,389	0	-100.00
AUSTRALIA	1,450,347	1,007,655	-30.52	4,883,792	3,638,466	-25.50
NEW ZEALAND	261,797	156,338	-40.28	1,306,434	791,506	-39.41
GUAM	0	334	-	0	596	-
NEW CALEDONIA	2,549	0	-100.00	10,615	0	-100.00
VANUATU	68	0	-100.00	1,538	0	-100.00
AMERICAN SAMOA	1,724	522	-69.72	9,045	4,106	-54.60
COOK ISLANDS	1,061	0	-100.00	2,005	0	-100.00
FIJI	138,288	120,572	-12.81	610,880	587,095	-3.89
KIRIBATI	0	2,877	-	0	3,960	-
SAMOA	4,219	0	-100.00	22,623	0	-100.00
TONGA	569	0	-100.00	302	0	-100.00
EAST TIMOR	1,900	2,673	40.68	2,128	2,169	1.93
UNITED STATES	6,481,200	5,539,055	-14.54	31,152,822	28,454,491	-8.66
CANADA	739,055	610,075	-17.45	3,914,901	3,722,179	-4.92
MEXICO	894,529	1,988,520	122.30	4,955,102	7,339,969	48.13
GUATEMALA	90,465	89,652	-0.90	463,258	330,189	-28.72
HONDURAS	405,842	89,006	-78.07	2,217,158	607,666	-72.59
NICARAGUA	259,580	59,884	-76.93	660,528	182,785	-72.33
PANAMA	449,838	240,169	-46.61	2,135,174	1,139,468	-46.63
CUBA	1,438	0	-100.00	4,337	0	-100.00
CHILE	146,571	202,691	38.29	710,963	827,209	16.35
VENEZUELA	102,371	109,930	7.38	604,000	466,500	-22.76
ARGENTINA	814,917	350,670	-56.97	2,784,283	1,614,464	-42.02
BRAZIL	572,738	552,693	-3.50	3,462,859	3,221,467	-6.97
COLOMBIA	234,136	213,867	-8.66	1,108,360	1,117,673	0.84
BOLIVIA	447	2,271	408.05	22,558	16,176	-28.29
URUGUAY	29,362	7,582	-74.18	150,943	27,042	-82.08
PARAGUAY	11,920	11,965	0.38	119,208	80,551	-32.43
ECUADOR	75,875	20,466	-73.03	309,029	111,524	-63.91
PERU	219,811	122,632	-44.21	1,042,689	636,411	-38.96
GUYANA	25,784	0	-100.00	113,292	0	-100.00
TRINIDAD AND TOBAGO	6,542	0	-100.00	25,493	0	-100.00
JAMAICA	0	18,873	-	0	101,524	-
DOMINICAN REPUBLIC	102,384	118,885	16.12	542,083	668,541	23.33
EL SALVADOR	102,713	236,541	130.29	474,828	1,184,862	149.53
COSTA RICA	2,092	163	-92.21	12,801	232	-98.19
FRENCH POLYNESIA	3,709	3,255	-12.24	52,978	43,840	-17.25
NETHERLANDS ANTILLES	3,950	5,887	49.04	25,346	15,849	-37.47
GUADELOUPE	299	0	-100.00	639	0	-100.00
UNITED KINGDOM	2,780,367	2,339,455	-15.86	11,035,376	11,856,747	7.44
NETHERLANDS	2,892,357	3,102,690	7.27	11,394,564	11,916,207	4.58
FRANCE	769,456	705,063	-8.37	3,902,838	4,229,850	8.38
GERMANY, FED. REP. OF	4,092,674	3,728,274	-8.90	18,925,960	17,792,540	-5.99
AUSTRIA	21,579	13,512	-37.38	168,774	100,845	-40.25
BELGIUM	2,321,804	2,233,847	-3.79	6,984,678	7,788,480	11.51
SWITZERLAND	103,100	700	-99.32	70,650	2,439	-96.55
DENMARK	41,103	82,173	99.92	334,995	659,809	96.96
NORWAY	15,309	30,401	98.58	65,951	138,653	110.24
SWEDEN	40,758	22,607	-44.53	367,552	132,951	-63.83
FINLAND	122,728	273,374	122.75	821,273	1,706,346	107.77
IRELAND	1,825	56,602	3,001.48	17,121	222,952	1,202.21
ITALY	6,914,928	7,808,154	12.92	22,809,538	25,510,156	11.84
SPAIN	2,219,752	1,927,682	-13.16	7,906,891	6,821,166	-13.73
PORTUGAL	271,187	338,111	24.68	1,402,306	1,404,484	0.16
ICELAND	1,837	0	-100.00	14,374	0	-100.00
GREECE	500,949	298,958	-40.32	2,335,985	1,706,872	-26.93
HUNGARY	243,476	298,514	22.61	1,176,843	1,456,798	23.79
POLAND	529,434	619,441	17.00	2,955,172	3,760,474	27.25
ROMANIA	8,913	35,116	293.99	56,820	193,647	240.81
BULGARIA	362,427	46,634	-87.13	2,154,655	229,228	-89.36
BELARUS	150,191	32,585	-78.30	885,884	290,083	-67.25
UKRAINE	270,901	227,643	-15.97	1,723,399	1,417,272	-17.76
UZBEKISTAN	56,967	98,635	73.14	59,916	226,359	277.79
LITHUANIA	119	0	-100.00	1,601	0	-100.00

TABEL 5. PERKEMBANGAN EKSPOR INDONESIA MENURUT KOMODITI DAN NEGARA TUJUAN

JENIS BARANG	BERAT BERSIH (KG)		PERUB	NILAI FOB (US \$)		PERUB
	JAN-MEI 2005	JAN-MEI 2006	%	JAN-MEI 2005	JAN-MEI 2006	%
(1)	(2)	(3)	(4)	(5)	(6)	(7)
LATVIA	210	1,926	817.14	4,020	23,679	489.03
ESTONIA	226	8,135	3,499.56	6,197	39,226	532.98
BOSNIA AND HERZEGOVINA	5,096	0	-100.00	23,750	0	-100.00
MALTA	0	114	-	0	423	-
SLOVAKIA	22,399	12,274	-45.20	152,728	97,593	-36.10
SLOVENIA	2,453	5,693	132.08	19,416	37,964	95.53
CZECH REPUBLIC	24,729	35,597	43.95	157,049	238,098	51.61
RUSSIA FEDERATION	40,581	53,606	32.10	346,043	244,440	-29.36
-TEKSTIL LAINNYA	438,943,478	498,102,885	13.48	938,599,834	1,045,087,095	11.35
JAPAN	36,513,948	33,736,956	-7.61	103,745,099	93,394,594	-9.98
HONG KONG	19,791,138	18,452,532	-6.76	42,192,829	36,905,222	-12.53
KOREA, DEMOCRATIC PEOPLE'S	963,172	569,260	-40.90	1,834,250	1,201,532	-34.49
KOREA, REPUBLIC OF	35,681,418	34,655,465	-2.88	76,579,499	84,763,638	10.69
TAIWAN	17,752,242	14,650,084	-17.47	32,116,157	24,768,706	-22.88
CHINA	20,056,150	19,850,947	-1.02	36,534,256	42,255,332	15.66
MONGOLIA	0	162	-	0	1,209	-
MACAU	211,191	2,165,177	925.22	509,647	5,646,180	1,007.86
PAPUA NEW GUINEA	255,869	108,979	-57.41	451,180	245,355	-45.62
THAILAND	10,766,376	11,192,311	3.96	26,067,110	27,082,780	3.90
SINGAPORE	7,842,918	14,465,328	84.44	20,153,163	28,225,766	40.06
PHILIPPINES	11,150,579	12,302,179	10.33	22,325,509	24,150,046	8.17
MALAYSIA	12,027,673	12,741,921	5.94	29,833,810	29,672,827	-0.54
MYANMAR (FORM. BURMA)	26,004	76,481	194.11	139,307	455,542	227.01
CAMBODIA	176,514	420,357	138.14	776,339	1,410,480	81.68
BRUNEI DARUSSALAM	104,862	69,151	-34.06	217,830	147,943	-32.08
NEPAL	0	17,372	-	0	23,417	-
VIET NAM	10,932,738	11,079,298	1.34	20,813,901	19,690,500	-5.40
MALDIVES	29,235	14,998	-48.70	151,312	81,999	-45.81
INDIA	20,233,624	23,179,540	14.56	38,544,583	34,490,486	-10.52
PAKISTAN	6,171,618	15,693,589	154.29	10,817,507	23,970,008	121.59
BANGLADESH	10,092,031	9,089,001	-9.94	23,053,513	23,132,593	0.34
SRI LANKA	5,158,153	5,281,915	2.40	14,433,602	14,393,968	-0.27
AFGHANISTAN	18,096	10,625	-41.29	76,935	21,075	-72.61
IRAN (ISLAMIC REPUBLIC OF)	6,995,739	10,066,349	43.89	12,918,669	17,087,799	32.27
SAUDI ARABIA	964,632	1,002,733	3.95	4,814,079	4,329,804	-10.06
KUWAIT	33,171	59,130	78.26	212,316	436,024	105.37
JORDAN	445,154	377,406	-15.22	840,638	751,398	-10.62
LEBANON	12,346	35,472	187.32	102,719	124,771	21.47
YEMEN	296,206	433,720	46.43	1,094,702	1,305,278	19.24
OMAN	46,436	21,276	-54.18	107,737	77,764	-27.82
SYRIA ARAB REPUBLIC	2,449,813	2,027,687	-17.23	4,235,550	3,658,036	-13.63
TURKEY	28,513,901	29,594,749	3.79	51,318,504	54,883,557	6.95
UNITED ARAB EMIRATES	2,717,313	1,825,530	-32.82	9,358,607	9,356,063	-0.03
QATAR	205	13,900	6,680.49	601	68,203	11,248.25
BAHRAIN	162,583	60	-99.96	406,205	278	-99.93
CYPRUS	18,588	3,795	-79.58	91,569	11,892	-87.01
EGYPT	18,671,748	21,912,520	17.36	28,896,391	34,540,237	19.53
LIBYAN ARAB JAMAHIRIYA	2,210	47,208	2,036.11	700	61,806	8,729.43
MOROCCO	1,357,993	3,653,829	169.06	1,880,972	4,251,399	126.02
TUNISIA	310,670	172,747	-44.40	553,828	374,245	-32.43
ALGERIA	1,340,218	1,387,633	3.54	2,150,645	2,298,962	6.90
SUDAN	49,756	70,928	42.55	64,509	156,347	142.36
ERITREA	9,576	0	-100.00	31,601	0	-100.00
NAMIBIA	38	0	-100.00	91	0	-100.00
ETHIOPIA	19,800	24,600	24.24	67,551	69,438	2.79
TANZANIA, UNITED REPUBLIC OF	184,827	233,496	26.33	430,519	374,071	-13.11
MADAGASCAR	178,690	142,666	-20.16	404,247	426,714	5.56
SOMALIA	8,290	47,167	468.96	66,168	533,612	706.45
KENYA	463,751	475,544	2.54	1,106,875	965,397	-12.78
REUNION	34,571	26,041	-24.67	67,743	66,615	-1.67
MOZAMBIQUE	0	3,151	-	0	9,165	-
BOTSWANA	0	6,768	-	0	15,909	-
EQUATORIAL GUINEA	0	1,014	-	0	946	-
TOGO	17,989	44,700	148.49	115,873	152,174	31.33
GHANA	128,710	331,164	157.29	506,575	1,101,936	117.53
LIBERIA	0	240	-	0	5,000	-
GUINEA	29,155	54,920	88.37	73,155	132,118	80.60
ANGOLA	174	3,538	1,933.33	300	2,203	634.33
CONGO	6,934	22,687	227.18	36,763	78,385	113.22
CAMEROON	12,123	23,471	93.61	22,300	34,565	55.00
NIGERIA	314,345	96,585	-69.27	1,832,734	212,038	-88.43
SIERRA LEONE	0	14,563	-	0	37,300	-
GABON	71,772	90,172	25.64	99,031	117,495	18.64
COTE D'IVOIRE	50,334	124,695	147.74	127,780	331,490	159.42
SENEGAL	50,779	50,852	0.14	150,880	151,052	0.11
MAURITANIA	366,717	51,979	-85.83	964,675	300,439	-68.86

TABEL 5. PERKEMBANGAN EKSPOR INDONESIA MENURUT KOMODITI DAN NEGARA TUJUAN

JENIS BARANG	BERAT BERSIH (KG)		PERUB	NILAI FOB (US \$)		PERUB
	JAN-MEI 2005	JAN-MEI 2006	%	JAN-MEI 2005	JAN-MEI 2006	%
(1)	(2)	(3)	(4)	(5)	(6)	(7)
BENIN	58,707	137,644	134.46	434,855	914,278	110.25
GAMBIA	11,603	10,103	-12.93	18,088	8,746	-51.65
U.S. VIRGIN ISLANDS	5,898	50	-99.15	4,689	376	-91.98
SEYCHELLES	6,171	5,951	-3.57	21,379	13,052	-38.95
UGANDA	3	3,652	121,633.33	21	36,460	173,519.05
CENTRAL AFRICAN REPUBLIC	0	10,808	-	0	80,819	-
NIGER	117,648	5,385	-95.42	313,965	44,100	-85.95
DJIBOUTI	1,419,797	1,958,944	37.97	3,386,096	4,224,012	24.75
SOUTH AFRICA	2,518,860	2,214,563	-12.08	5,432,602	4,851,365	-10.70
ZIMBABWE	251,661	17,711	-92.96	738,094	90,034	-87.80
ZAMBIA	42,443	8,191	-80.70	73,461	19,694	-73.19
MAURITIUS	401,385	558,645	39.18	948,657	1,866,036	96.70
RWANDA	0	23,520	-	0	32,599	-
VIRGIN ISLANDS (BRITISH)	5,404	453	-91.62	43,959	2,111	-95.20
AUSTRALIA	6,725,600	6,578,088	-2.19	16,435,682	14,751,529	-10.25
NEW ZEALAND	1,410,793	1,135,898	-19.49	4,130,803	3,398,797	-17.72
MICRONESIA, FEDERATED STATES OF	1,116	43	-96.15	890	98	-88.99
GUAM	4,394	5,688	29.45	77,187	20,678	-73.21
PALAU	127	34	-73.23	255	4,728	1,754.12
NEW CALEDONIA	27,520	29,374	6.74	69,332	101,547	46.46
NORTHERN MARIANA ISLANDS	3,394	1,883	-44.52	6,219	4,267	-31.39
SAINT VINCENT AND THE GRENADINES	1,263	450	-64.37	2,648	189	-92.86
VANUATU	7,036	12,442	76.83	12,051	9,207	-23.60
WALLIS AND FUTUNA ISLANDS	0	7,103	-	0	10,356	-
AMERICAN SAMOA	0	95	-	0	12,955	-
COOK ISLANDS	5,572	2,132	-61.74	17,397	4,148	-76.16
FIJI	91,619	27,895	-69.55	420,409	186,712	-55.59
MARSHALL ISLANDS	0	214	-	0	525	-
SAMOA	269	0	-100.00	219	0	-100.00
SOLOMON ISLANDS	102	0	-100.00	107	0	-100.00
TONGA	49	0	-100.00	88	0	-100.00
EAST TIMOR	406,888	170,535	-58.09	1,050,659	252,052	-76.01
UNITED STATES	23,678,820	38,458,509	62.42	53,070,405	86,114,306	62.26
CANADA	3,234,696	3,538,140	9.38	6,810,570	8,322,320	22.20
MEXICO	3,504,493	4,683,532	33.64	7,229,065	8,873,660	22.75
GUATEMALA	294,425	273,582	-7.08	647,117	536,226	-17.14
HONDURAS	35,998	77,656	115.72	93,769	165,659	76.67
NICARAGUA	0	13,302	-	0	28,675	-
PANAMA	202,945	215,137	6.01	430,164	404,674	-5.93
CUBA	29,503	0	-100.00	40,605	0	-100.00
SURINAME	68,959	105,453	52.92	127,706	233,981	83.22
CHILE	1,421,906	1,862,766	31.00	2,917,105	4,184,250	43.44
VENEZUELA	4,724,780	3,539,879	-25.08	11,751,165	7,644,832	-34.94
ARGENTINA	7,898,333	8,578,454	8.61	15,401,026	17,597,574	14.26
BRAZIL	27,051,651	40,623,414	50.17	46,267,341	71,930,604	55.47
COLOMBIA	3,622,772	3,740,983	3.26	7,831,609	7,477,092	-4.53
URUGUAY	220,551	300,933	36.45	366,093	663,440	81.22
PARAGUAY	48,503	0	-100.00	104,733	0	-100.00
ECUADOR	745,342	650,652	-12.70	1,315,517	1,205,888	-8.33
PERU	768,355	918,761	19.58	1,309,970	2,012,896	53.66
GUYANA	3,499	19,098	445.81	5,100	31,011	508.06
TRINIDAD AND TOBAGO	46,198	37,541	-18.74	65,061	58,517	-10.06
BAHAMAS	0	573	-	0	735	-
JAMAICA	177,328	178,782	0.82	264,851	284,183	7.30
PUERTO RICO	2,793	1,012	-63.77	10,044	10,158	1.14
BELIZE	0	279	-	0	1,027	-
DOMINICAN REPUBLIC	188,280	139,212	-26.06	322,624	419,040	29.88
EL SALVADOR	458,268	315,009	-31.26	778,919	573,790	-26.34
COSTA RICA	290,572	111,114	-61.76	1,040,145	169,340	-83.72
HAITI	20,855	58,473	180.38	33,342	81,130	143.33
BARBADOS	49	390	695.92	547	2,451	348.08
ANTIGUA AND BARBUDA	24	0	-100.00	89	0	-100.00
ANGUILLA	1,139	0	-100.00	4,953	0	-100.00
ARUBA	14	0	-100.00	163	0	-100.00
BERMUDA	190	755	297.37	1,486	4,915	230.75
CAYMAN ISLANDS	103	0	-100.00	122	0	-100.00
FRENCH GUIANA	1,810	977	-46.02	2,492	1,434	-42.46
FRENCH POLYNESIA	47,982	41,751	-12.99	124,509	115,246	-7.44
GRENADA	0	21,423	-	0	47,023	-
MARTINIQUE	3,945	8,629	118.73	9,791	28,299	189.03
NETHERLANDS ANTILLES	33,576	14,964	-55.43	29,546	45,260	53.18
SAINT LUCIA	4,828	0	-100.00	19,350	0	-100.00
TURKS AND CAICOS ISLANDS	11	417	3,690.91	16	120	650.00
GUADELOUPE	5,452	7,605	39.49	12,220	22,796	86.55
SAINT KITTS AND NEVIS	329	2,234	579.03	3,113	3,144	1.00
UNITED KINGDOM	4,255,248	4,024,429	-5.42	9,607,266	9,453,372	-1.60

TABEL 5. PERKEMBANGAN EKSPOR INDONESIA MENURUT KOMODITI DAN NEGARA TUJUAN

JENIS BARANG	BERAT BERSIH (KG)		PERUB	NILAI FOB (US \$)		PERUB
	JAN-MEI 2005	JAN-MEI 2006	%	JAN-MEI 2005	JAN-MEI 2006	%
(1)	(2)	(3)	(4)	(5)	(6)	(7)
NETHERLANDS	1,558,812	1,945,530	24.81	3,815,517	4,838,866	26.82
FRANCE	624,482	605,973	-2.96	2,467,694	2,558,890	3.70
GERMANY, FED. REP. OF	7,144,863	9,063,824	26.86	17,964,620	22,769,865	26.75
AUSTRIA	16,347	15,423	-5.65	72,180	95,063	31.70
BELGIUM	9,612,623	10,498,070	9.21	19,586,461	21,246,170	8.47
SWITZERLAND	57,204	227,471	297.65	152,329	461,065	202.68
LUXEMBOURG	0	129	-	0	442	-
MONACO	0	177	-	0	3,049	-
DENMARK	280,723	283,585	1.02	918,549	1,263,158	37.52
NORWAY	106,499	27,813	-73.88	648,678	239,987	-63.00
SWEDEN	598,909	992,625	65.74	3,338,230	6,150,952	84.26
FINLAND	438,289	120,767	-72.45	760,734	287,373	-62.22
IRELAND	83,551	3,559	-95.74	294,111	25,663	-91.27
ITALY	12,166,963	16,537,417	35.92	24,356,447	32,127,642	31.91
SPAIN	9,998,707	9,204,831	-7.94	20,798,567	19,282,269	-7.29
PORTUGAL	1,210,805	2,111,620	74.40	2,918,935	5,297,948	81.50
ICELAND	19,199	0	-100.00	30,135	0	-100.00
GREECE	2,618,721	2,420,651	-7.56	5,685,394	5,749,419	1.13
VATICAN CITY STATE (HOLY SEE)	150	0	-100.00	20	0	-100.00
CZECHOSLOVAKIA	35,475	255	-99.28	63,489	934	-98.53
HUNGARY	1,110,150	885,769	-20.21	1,963,388	1,777,875	-9.45
POLAND	2,144,694	1,613,128	-24.79	3,865,719	3,140,124	-18.77
ROMANIA	96,382	123,689	28.33	213,313	226,489	6.18
BULGARIA	1,252	25,589	1,943.85	2,952	42,916	1,353.79
YUGOSLAVIA	58	2,417	4,067.24	2,146	4,327	101.63
AZERBAIJAN	1,721	0	-100.00	17,820	0	-100.00
KAZAKHSTAN	11,822	0	-100.00	116,901	0	-100.00
UKRAINE	14	61,629	440,107.14	51	174,901	342,843.14
UZBEKISTAN	0	40	-	0	5	-
LITHUANIA	9,651	815,799	8,353.00	19,358	1,322,233	6,730.42
LATVIA	3,517	32,549	825.48	10,485	131,923	1,158.21
ESTONIA	20,026	17,802	-11.11	50,347	66,235	31.56
GEORGIA	0	4,316	-	0	2,879	-
CROATIA	6,546	5,498	-16.01	17,067	8,495	-50.23
BOSNIA AND HERZEGOVINA	0	1,970	-	0	6,091	-
MALTA	2,792	8,384	200.29	18,310	62,112	239.22
SLOVAKIA	2,514	218,757	8,601.55	2,052	350,915	17,001.12
SLOVENIA	15,233	43,492	185.51	34,136	48,834	43.06
CZECH REPUBLIC	6,776	170,583	2,417.46	12,659	277,910	2,095.36
RUSSIA FEDERATION	25,355	118,127	365.89	170,379	330,415	93.93
-BARANG DARI KARET	164,609,862	181,750,143	10.41	378,777,449	480,140,848	26.76
JAPAN	28,691,775	34,221,533	19.27	74,561,125	95,369,995	27.91
HONG KONG	2,266,806	2,636,929	16.33	6,610,656	10,200,619	54.31
KOREA, REPUBLIC OF	1,922,317	1,928,223	0.31	3,534,904	4,459,043	26.14
TAIWAN	2,476,338	2,157,675	-12.87	4,928,731	5,721,667	16.09
CHINA	2,137,402	2,199,784	2.92	3,287,617	4,867,472	48.05
PAPUA NEW GUINEA	1,109,150	1,067,511	-3.75	2,150,713	2,451,865	14.00
THAILAND	3,511,497	3,540,244	0.82	10,309,207	11,325,997	9.86
SINGAPORE	4,918,111	3,278,593	-33.34	20,317,102	21,594,752	6.29
PHILIPPINES	5,234,646	6,033,477	15.26	8,760,316	9,531,636	8.80
MALAYSIA	9,200,176	6,646,778	-27.75	9,557,412	14,152,797	48.08
MYANMAR (FORM. BURMA)	291,912	389,759	33.52	615,973	856,534	39.05
CAMBODIA	77,936	214,836	175.66	167,488	497,110	196.80
BRUNEI DARUSSALAM	216,797	149,793	-30.91	369,043	307,472	-16.68
LAO PEOPLE'S DEMOCRATIC	33,906	25,950	-23.46	71,975	61,908	-13.99
NEPAL	18,815	30,759	63.48	47,168	69,142	46.59
VIET NAM	1,939,980	1,481,964	-23.61	3,722,651	3,743,852	0.57
MALDIVES	907	6,104	572.99	2,205	14,782	570.39
INDIA	213,855	403,926	88.88	748,651	972,213	29.86
PAKISTAN	1,042,837	1,405,092	34.74	2,096,638	3,138,165	49.68
BANGLADESH	728,228	823,777	13.12	1,348,625	1,782,035	32.14
SRI LANKA	1,040,181	988,918	-4.93	1,995,514	2,173,717	8.93
AFGHANISTAN	22,441	45,658	103.46	32,550	117,501	260.99
IRAQ	0	199,537	-	0	485,170	-
IRAN (ISLAMIC REPUBLIC OF)	1,354,530	1,668,296	23.16	2,814,444	3,963,600	40.83
SAUDI ARABIA	7,612,000	9,115,552	19.75	14,685,384	20,859,293	42.04
KUWAIT	303,650	264,738	-12.81	591,863	617,766	4.38
JORDAN	924,615	752,546	-18.61	1,495,890	1,511,677	1.06
LEBANON	351,243	369,547	5.21	741,781	910,806	22.79
YEMEN	1,344,188	2,094,359	55.81	2,631,690	4,930,263	87.34
OMAN	215,146	307,188	42.78	448,476	728,908	62.53
SYRIA ARAB REPUBLIC	989,402	702,910	-28.96	2,119,758	1,574,248	-25.73
TURKEY	2,064,928	1,754,218	-15.05	4,018,381	4,417,687	9.94
UNITED ARAB EMIRATES	7,949,680	8,956,768	12.67	17,575,144	21,814,984	24.12
QATAR	142,637	208,595	46.24	332,918	499,585	50.06
BAHRAIN	150,927	111,448	-26.16	342,307	287,277	-16.08

TABEL 5. PERKEMBANGAN EKSPOR INDONESIA MENURUT KOMODITI DAN NEGARA TUJUAN

JENIS BARANG	BERAT BERSIH (KG)		PERUB	NILAI FOB (US \$)		PERUB
	JAN-MEI 2005	JAN-MEI 2006	%	JAN-MEI 2005	JAN-MEI 2006	%
(1)	(2)	(3)	(4)	(5)	(6)	(7)
CYPRUS	56,328	86,924	54.32	146,624	232,588	58.63
EGYPT	4,911,530	5,590,762	13.83	9,089,566	11,843,970	30.30
LIBYAN ARAB JAMAHIRIYA	1,097,658	933,214	-14.98	2,464,405	2,368,729	-3.88
MOROCCO	120,431	127,067	5.51	340,850	329,777	-3.25
TUNISIA	31,196	30,440	-2.42	70,441	76,741	8.94
ALGERIA	222,128	199,355	-10.25	486,346	501,497	3.12
SUDAN	219,913	363,991	65.52	495,330	881,221	77.91
ERITREA	24,909	0	-100.00	53,471	0	-100.00
ETHIOPIA	63,998	0	-100.00	120,551	0	-100.00
TANZANIA, UNITED REPUBLIC OF	92,371	60,621	-34.37	158,711	135,555	-14.59
MADAGASCAR	269	0	-100.00	1,250	0	-100.00
KENYA	49,221	53,882	9.47	105,349	123,225	16.97
REUNION	40,012	28,550	-28.65	98,872	92,844	-6.10
MOZAMBIQUE	12,505	14,208	13.62	17,523	34,625	97.60
BOTSWANA	223,408	67,320	-69.87	564,252	160,875	-71.49
TOGO	0	5,210	-	0	10,085	-
GHANA	207,455	185,471	-10.60	290,564	279,501	-3.81
GUINEA	0	750	-	0	1,500	-
ANGOLA	306	70,317	22,879.41	525	177,114	33,636.00
CONGO	19,514	0	-100.00	115,200	0	-100.00
CAMEROON	35,658	17,183	-51.81	54,538	39,133	-28.25
NIGERIA	1,072,231	818,845	-23.63	2,173,490	1,683,708	-22.53
COTE D'IVOIRE	12,076	44,569	269.07	13,756	103,008	648.82
SENEGAL	57,047	11,715	-79.46	101,510	23,912	-76.44
BENIN	0	27,655	-	0	72,469	-
SEYCHELLES	44	5,465	12,320.45	130	14,370	10,953.85
UGANDA	38,238	44,545	16.49	60,935	120,027	96.98
DJIBOUTI	260,066	268,414	3.21	523,002	606,052	15.88
SOUTH AFRICA	557,148	444,440	-20.23	1,387,077	1,111,707	-19.85
MALAWI	34,920	5,516	-84.20	65,270	13,844	-78.79
BURUNDI	0	14,691	-	0	35,531	-
MAURITIUS	214,929	83,148	-61.31	393,036	212,629	-45.90
RWANDA	63,289	0	-100.00	109,162	0	-100.00
AUSTRALIA	2,996,266	2,195,047	-26.74	6,785,016	5,559,833	-18.06
NEW ZEALAND	686,344	860,452	25.37	1,533,198	2,165,308	41.23
MICRONESIA, FEDERATED STATES OF	710	14	-98.03	222	57	-74.32
NEW CALEDONIA	7,044	9,891	40.42	15,161	30,824	103.31
VANUATU	8,207	3,983	-51.47	18,348	9,530	-48.06
AMERICAN SAMOA	5,873	14,198	141.75	45,374	43,241	-4.70
COOK ISLANDS	0	7,934	-	0	2,824	-
FIJI	231,680	90,024	-61.14	451,182	206,421	-54.25
SAMOA	37,030	59,126	59.67	75,952	155,105	104.21
SOLOMON ISLANDS	0	650	-	0	9,818	-
EAST TIMOR	82,572	62,834	-23.90	143,036	64,226	-55.10
UNITED STATES	27,139,255	35,274,651	29.98	64,200,018	92,522,613	44.12
CANADA	823,429	579,992	-29.56	1,542,215	1,127,458	-26.89
MEXICO	347,414	561,590	61.65	756,664	1,308,102	72.88
GUATEMALA	172,336	146,852	-14.79	348,728	377,555	8.27
HONDURAS	142,049	224,936	58.35	184,152	460,604	150.12
NICARAGUA	21,622	0	-100.00	222,936	0	-100.00
PANAMA	143,040	98,052	-31.45	294,741	216,292	-26.62
SURINAME	0	6,146	-	0	13,527	-
CHILE	15,688	59,246	277.65	36,498	88,783	143.25
VENEZUELA	799,620	39,419	-95.07	1,648,382	119,655	-92.74
ARGENTINA	173,829	161,348	-7.18	578,496	433,840	-25.01
BRAZIL	475,211	566,112	19.13	897,943	1,107,961	23.39
COLOMBIA	361,477	307,401	-14.96	710,414	771,634	8.62
BOLIVIA	0	8,234	-	0	23,920	-
URUGUAY	53,218	24,440	-54.08	108,194	49,714	-54.05
PARAGUAY	0	12,711	-	0	29,197	-
ECUADOR	28,061	20,888	-25.56	71,632	49,013	-31.58
PERU	132,965	185,343	39.39	275,116	459,714	67.10
TRINIDAD AND TOBAGO	48,181	12,351	-74.37	121,320	45,304	-62.66
JAMAICA	389,345	429,121	10.22	791,226	1,040,206	31.47
PUERTO RICO	34,395	130	-99.62	70,565	427	-99.39
DOMINICAN REPUBLIC	188,463	246,236	30.65	380,375	582,799	53.22
EL SALVADOR	37,160	7,220	-80.57	86,680	16,063	-81.47
COSTA RICA	2,965	242,298	8,071.94	14,002	562,059	3,914.13
HAITI	12,132	13,965	15.11	30,485	35,174	15.38
BARBADOS	0	9,025	-	0	23,554	-
DOMINICA	47,773	71,858	50.42	94,825	173,274	82.73
FRENCH POLYNESIA	5,408	4,130	-23.63	13,915	10,197	-26.72
GUADELOUPE	0	2	-	0	25	-
UNITED KINGDOM	7,656,251	6,908,951	-9.76	18,612,583	18,461,737	-0.81
NETHERLANDS	2,163,442	2,704,487	25.01	5,426,375	6,294,516	16.00
FRANCE	999,151	999,681	0.05	2,408,542	2,641,369	9.67

TABEL 5. PERKEMBANGAN EKSPOR INDONESIA MENURUT KOMODITI DAN NEGARA TUJUAN

JENIS BARANG	BERAT BERSIH (KG)		PERUB	NILAI FOB (US \$)		PERUB
	JAN-MEI 2005	JAN-MEI 2006	%	JAN-MEI 2005	JAN-MEI 2006	%
(1)	(2)	(3)	(4)	(5)	(6)	(7)
GERMANY, FED. REP. OF	3,684,780	7,359,321	99.72	13,887,550	25,069,472	80.52
AUSTRIA	36,726	58,648	59.69	143,357	166,974	16.47
BELGIUM	2,696,488	3,684,744	36.65	5,867,199	9,034,766	53.99
SWITZERLAND	17,000	17,483	2.84	43,938	52,013	18.38
LUXEMBOURG	11,208	26	-99.77	36,948	139	-99.62
DENMARK	532,467	410,702	-22.87	1,124,345	900,944	-19.87
NORWAY	481,385	444,099	-7.75	1,367,750	1,271,318	-7.05
SWEDEN	677,940	541,225	-20.17	1,891,876	1,571,748	-16.92
FINLAND	676,122	620,240	-8.27	1,744,401	1,553,835	-10.92
IRELAND	314,090	236,086	-24.83	727,404	623,235	-14.32
ITALY	5,437,721	5,387,243	-0.93	12,133,532	14,430,032	18.93
SPAIN	1,431,340	1,436,722	0.38	3,279,427	3,862,828	17.79
PORTUGAL	696,437	733,788	5.36	1,789,069	2,107,025	17.77
ICELAND	2,364	0	-100.00	6,795	0	-100.00
GREECE	167,918	330,475	96.81	390,630	897,139	129.66
HUNGARY	49,717	122,324	146.04	102,981	450,222	337.19
POLAND	332,161	409,624	23.32	863,677	1,191,602	37.97
ROMANIA	14,333	0	-100.00	37,575	0	-100.00
BULGARIA	152	62,748	41,181.58	500	111,329	22,165.80
ALBANIA	0	12,667	-	0	21,180	-
ARMENIA	12,465	49,997	301.10	29,721	131,849	343.62
AZERBAIJAN	66,991	19,512	-70.87	149,630	46,531	-68.90
KAZAKHSTAN	0	10,305	-	0	25,262	-
KYRGYZSTAN	0	30,378	-	0	72,772	-
TURKMENISTAN	47,195	40,390	-14.42	107,896	102,520	-4.98
UKRAINE	10,801	36,048	233.75	24,756	80,753	226.20
UZBEKISTAN	11,877	0	-100.00	27,231	0	-100.00
LITHUANIA	56,922	71,996	26.48	139,614	183,009	31.08
LATVIA	85,688	212,584	148.09	160,856	458,348	184.94
ESTONIA	7,201	12,181	69.16	15,783	39,120	147.86
GEORGIA	13,684	47,156	244.61	30,731	114,490	272.56
CROATIA	110	9,997	8,988.18	399	24,207	5,966.92
MALTA	49,204	43,539	-11.51	118,957	116,961	-1.68
SLOVAKIA	0	8,643	-	0	24,125	-
SLOVENIA	77,438	19,329	-75.04	213,032	57,455	-73.03
CZECH REPUBLIC	13,357	18,034	35.02	232,944	87,034	-62.64
REP. OF MACEDONIA	0	19,499	-	0	44,600	-
FAEROE ISLANDS	12,559	0	-100.00	6,096	0	-100.00
RUSSIA FEDERATION	176,658	214,168	21.23	550,302	624,763	13.53
-SHEET	149,268,214	134,229,952	-10.07	175,943,426	238,100,776	35.33
JAPAN	38,489,814	34,124,757	-11.34	45,157,704	58,998,552	30.65
HONG KONG	0	379,763	-	0	683,298	-
KOREA, REPUBLIC OF	8,489,780	3,455,260	-59.30	9,824,411	6,307,960	-35.79
TAIWAN	800,838	2,736,017	241.64	950,445	5,013,636	427.50
CHINA	14,174,337	18,350,310	29.46	16,632,650	32,504,682	95.43
SINGAPORE	1,160,261	4,565,605	293.50	1,529,488	9,254,116	505.05
PHILIPPINES	766,080	1,624,107	112.00	917,905	2,886,181	214.43
MALAYSIA	0	185,560	-	0	357,354	-
MYANMAR (FORM. BURMA)	100,800	0	-100.00	114,408	0	-100.00
VIET NAM	54,918	729,233	1,227.86	71,668	1,335,515	1,763.47
INDIA	1,715,999	802,620	-53.23	2,017,250	1,479,894	-26.64
PAKISTAN	241,920	443,520	83.33	281,332	764,789	171.85
SRI LANKA	310,464	40,320	-87.01	408,442	61,690	-84.90
IRAN (ISLAMIC REPUBLIC OF)	826,559	276,678	-66.53	975,865	533,749	-45.31
JORDAN	0	100,800	-	0	186,480	-
TURKEY	936,989	489,598	-47.75	1,095,176	872,306	-20.35
EGYPT	0	1,048,320	-	0	1,893,467	-
KENYA	233,760	80,640	-65.50	278,576	129,024	-53.68
SOUTH AFRICA	5,119,680	3,303,359	-35.48	6,006,825	5,893,075	-1.89
MAURITIUS	0	590	-	0	1,026	-
AUSTRALIA	2,298,240	987,839	-57.02	2,693,666	1,796,834	-33.29
NEW ZEALAND	1,774,080	342,720	-80.68	2,088,941	621,835	-70.23
NEW CALEDONIA	1	0	-100.00	5	0	-100.00
UNITED STATES	14,847,012	16,322,405	9.94	18,242,659	29,271,931	60.46
CANADA	5,040,730	4,865,657	-3.47	5,929,068	8,702,174	46.77
MEXICO	3,528,001	1,794,239	-49.14	4,117,921	3,167,556	-23.08
CHILE	849,240	545,652	-35.75	991,425	995,283	0.39
VENEZUELA	2,822,400	2,358,720	-16.43	3,312,178	4,149,229	25.27
ARGENTINA	1,935,360	383,040	-80.21	2,247,657	668,758	-70.25
BRAZIL	1,607,296	778,626	-51.56	1,907,873	1,303,003	-31.70
COLOMBIA	2,096,640	141,120	-93.27	2,447,242	257,040	-89.50
PERU	524,160	155,717	-70.29	615,532	276,608	-55.06
COSTA RICA	624,960	120,960	-80.65	743,115	219,240	-70.50
FRENCH POLYNESIA	46	0	-100.00	168	0	-100.00
MARTINIQUE	0	64	-	0	303	-
GUADELOUPE	0	2	-	0	25	-

TABEL 5. PERKEMBANGAN EKSPOR INDONESIA MENURUT KOMODITI DAN NEGARA TUJUAN

JENIS BARANG	BERAT BERSIH (KG)		PERUB	NILAI FOB (US \$)		PERUB
	JAN-MEI 2005	JAN-MEI 2006	%	JAN-MEI 2005	JAN-MEI 2006	%
(1)	(2)	(3)	(4)	(5)	(6)	(7)
UNITED KINGDOM	4,415,279	4,076,398	-7.68	5,155,222	7,031,801	36.40
NETHERLANDS	5,603,759	4,009,076	-28.46	6,459,853	7,005,682	8.45
FRANCE	2,627,303	730,837	-72.18	3,093,604	1,352,119	-56.29
GERMANY, FED. REP. OF	1,671,887	2,369,503	41.73	2,031,504	4,374,101	115.31
BELGIUM	10,245,222	9,178,259	-10.41	11,872,931	15,887,824	33.82
SWITZERLAND	2	0	-100.00	55	0	-100.00
LUXEMBOURG	241,920	0	-100.00	280,627	0	-100.00
ITALY	759,780	376,740	-50.41	909,176	647,835	-28.74
SPAIN	448,154	2,018,906	350.49	533,594	3,567,116	568.51
GREECE	0	181,440	-	0	381,124	-
HUNGARY	128,520	42,840	-66.67	153,606	76,041	-50.50
POLAND	6,883,752	7,201,199	4.61	8,035,908	12,395,309	54.25
ROMANIA	428,400	103,320	-75.88	502,615	178,441	-64.50
UKRAINE	1,064,535	1,171,576	10.06	1,256,592	2,299,692	83.01
SLOVENIA	2,280,978	338,280	-85.17	2,706,264	609,285	-77.49
CZECH REPUBLIC	0	20,160	-	0	42,134	-
RUSSIA FEDERATION	1,098,358	877,600	-20.10	1,352,280	1,665,659	23.17
-CRUMB RUBBER	667,127,577	804,876,977	20.65	780,785,800	1,401,773,750	79.53
JAPAN	61,261,462	111,324,672	81.72	70,856,765	190,924,336	169.45
HONG KONG	80,640	300,372	272.49	98,347	592,802	502.77
KOREA, REPUBLIC OF	22,478,520	25,904,559	15.24	25,892,880	45,473,512	75.62
TAIWAN	2,903,399	4,490,384	54.66	3,407,404	7,747,664	127.38
CHINA	60,753,860	102,882,884	69.34	71,709,944	181,567,897	153.20
SINGAPORE	48,792,093	53,743,989	10.15	55,907,028	94,973,249	69.88
PHILIPPINES	151,200	0	-100.00	179,247	0	-100.00
MALAYSIA	788,100	574,105	-27.15	941,597	916,639	-2.65
VIET NAM	0	10,736,845	-	0	19,767,691	-
INDIA	7,058,670	11,370,240	61.08	8,189,628	21,030,140	156.79
PAKISTAN	2,257,920	1,794,428	-20.53	2,652,273	2,971,173	12.02
SRI LANKA	1,123,257	322,560	-71.28	1,293,714	580,025	-55.17
IRAN (ISLAMIC REPUBLIC OF)	624,960	3,003,838	380.64	734,699	5,228,780	611.69
SAUDI ARABIA	60,480	0	-100.00	68,916	0	-100.00
TURKEY	10,039,294	9,794,500	-2.44	11,984,427	17,393,400	45.13
UNITED ARAB EMIRATES	60,480	80,640	33.33	80,741	143,942	78.28
EGYPT	120,960	0	-100.00	164,506	0	-100.00
TUNISIA	0	322,560	-	0	510,454	-
ALGERIA	0	149,940	-	0	262,891	-
ETHIOPIA	302,400	0	-100.00	356,398	0	-100.00
TANZANIA, UNITED REPUBLIC OF	80,640	0	-100.00	94,334	0	-100.00
KENYA	362,879	100,800	-72.22	420,217	140,112	-66.66
MAURITANIA	0	120,960	-	0	201,049	-
DJIBOUTI	1,108,800	0	-100.00	1,331,668	0	-100.00
SOUTH AFRICA	7,907,156	9,403,199	18.92	9,430,595	16,658,561	76.64
ZIMBABWE	40,320	0	-100.00	48,666	0	-100.00
AUSTRALIA	3,951,354	5,463,359	38.27	4,530,819	9,152,621	102.01
NEW ZEALAND	584,640	1,454,518	148.79	699,164	2,505,096	258.30
EAST TIMOR	60,480	42,840	-29.17	81,043	68,944	-14.93
UNITED STATES	267,354,422	265,489,462	-0.70	313,356,128	455,235,352	45.28
CANADA	24,154,830	23,259,733	-3.71	28,634,723	40,213,299	40.44
OTH NORTH AMERICA	342,720	0	-100.00	387,273	0	-100.00
MEXICO	9,051,839	10,819,200	19.52	10,700,890	18,853,175	76.18
CHILE	4,031,997	3,845,556	-4.62	4,611,524	6,365,776	38.04
VENEZUELA	5,281,420	4,075,520	-22.83	6,191,131	7,098,150	14.65
ARGENTINA	6,599,565	11,186,946	69.51	7,704,052	19,565,351	153.96
BRAZIL	18,072,525	14,581,433	-19.32	21,393,341	25,564,667	19.50
COLOMBIA	6,693,122	8,372,966	25.10	8,006,562	14,753,704	84.27
ECUADOR	2,036,168	1,774,080	-12.87	2,245,156	3,121,384	39.03
PERU	2,176,549	1,814,400	-16.64	2,553,019	3,145,969	23.23
DOMINICAN REPUBLIC	0	80,640	-	0	154,224	-
COSTA RICA	181,440	439,116	142.02	213,664	746,600	249.43
NORFOLK ISLANDS	200,600	0	-100.00	231,113	0	-100.00
UNITED KINGDOM	3,343,680	4,239,195	26.78	3,940,102	7,267,404	84.45
NETHERLANDS	6,704,678	11,107,196	65.66	7,840,497	19,872,756	153.46
FRANCE	12,752,895	13,918,445	9.14	14,671,800	24,726,853	68.53
GERMANY, FED. REP. OF	26,319,251	30,503,059	15.90	31,145,045	54,290,021	74.31
AUSTRIA	0	120,960	-	0	193,330	-
BELGIUM	2,605,542	2,876,796	10.41	3,013,276	4,965,668	64.79
LUXEMBOURG	1,995,840	3,326,400	66.67	2,503,014	6,250,757	149.73
SWEDEN	725,760	685,440	-5.56	878,780	1,263,617	43.79
IRELAND	0	235,620	-	0	399,148	-
ITALY	7,751,520	7,833,420	1.06	9,378,370	13,919,317	48.42
SPAIN	8,372,101	13,296,780	58.82	9,653,151	23,631,701	144.81
PORTUGAL	0	100,800	-	0	173,621	-
GREECE	1,028,160	645,120	-37.25	1,289,276	1,007,690	-21.84
HUNGARY	933,660	922,320	-1.21	1,111,749	1,625,552	46.22
POLAND	5,107,698	5,310,575	3.97	5,652,519	9,542,552	68.82

TABEL 5. PERKEMBANGAN EKSPOR INDONESIA MENURUT KOMODITI DAN NEGARA TUJUAN

JENIS BARANG	BERAT BERSIH (KG)		PERUB	NILAI FOB (US \$)		PERUB
	JAN-MEI 2005	JAN-MEI 2006	%	JAN-MEI 2005	JAN-MEI 2006	%
(1)	(2)	(3)	(4)	(5)	(6)	(7)
ROMANIA	3,609,900	3,381,839	-6.32	4,211,269	6,103,119	44.92
BULGARIA	20,160	0	-100.00	24,293	0	-100.00
YUGOSLAVIA	262,080	40,320	-84.62	313,447	63,778	-79.65
UKRAINE	1,149,117	109,836	-90.44	1,347,195	218,024	-83.82
SLOVAKIA	0	1,260	-	0	2,375	-
SLOVENIA	4,784,220	6,636,240	38.71	5,766,998	11,710,251	103.06
RUSSIA FEDERATION	530,154	464,112	-12.46	661,423	917,587	38.73
-CREPE	4,402,509	2,201,064	-50.00	5,269,861	3,922,092	-25.58
JAPAN	323	0	-100.00	11,333	0	-100.00
HONG KONG	7	0	-100.00	129	0	-100.00
KOREA, REPUBLIC OF	36,216	2	-99.99	56,520	2	-100.00
TAIWAN	786,240	40,320	-94.87	928,673	74,450	-91.98
CHINA	2,479,679	1,310,400	-47.15	2,954,427	2,407,441	-18.51
SINGAPORE	211	2,551	1,109.00	1,030	1,824	77.09
VIET NAM	269	20,639	7,572.49	1,881	15,399	718.66
INDIA	100,800	0	-100.00	120,960	0	-100.00
PAKISTAN	80,640	0	-100.00	93,950	0	-100.00
SRI LANKA	100,800	0	-100.00	117,855	0	-100.00
SOUTH AFRICA	0	423,360	-	0	699,956	-
AUSTRALIA	181,450	152	-99.92	217,421	2,120	-99.02
NEW CALEDONIA	0	100	-	0	169	-
UNITED STATES	388,203	262,080	-32.49	457,538	451,584	-1.30
CANADA	161,314	20	-99.99	201,698	53	-99.97
FRENCH POLYNESIA	29	1	-96.55	36	25	-30.56
UNITED KINGDOM	11	3	-72.73	291	62	-78.69
NETHERLANDS	0	3	-	0	32	-
FRANCE	85,968	78	-99.91	103,589	164	-99.84
BELGIUM	8	40,320	503,900.00	241	77,112	31,896.68
DENMARK	0	154	-	0	334	-
ITALY	7	100,800	1,439,900.00	16	191,016	#####
SPAIN	28	28	0.00	265	162	-38.87
PORTUGAL	306	53	-82.68	2,008	187	-90.69
-BUNGKIL KELAPA	148,163,208	144,632,786	-2.38	11,411,334	8,137,549	-28.69
JAPAN	0	324,000	-	0	52,725	-
KOREA, REPUBLIC OF	88,679,919	69,392,168	-21.75	6,486,148	3,328,091	-48.69
TAIWAN	2,850,000	25,588	-99.10	213,750	2,064	-99.03
CHINA	0	19,663,460	-	0	1,136,514	-
MALAYSIA	236,986	65,000	-72.57	32,218	2,582	-91.99
VIET NAM	2,342,000	11,430,198	388.05	445,480	583,311	30.94
INDIA	32,237,850	12,153,200	-62.30	2,566,993	769,425	-70.03
PAKISTAN	0	489,510	-	0	84,422	-
MADAGASCAR	72,520	0	-100.00	31,909	0	-100.00
AUSTRALIA	36,475	0	-100.00	2,371	0	-100.00
NEW ZEALAND	0	2,640,000	-	0	207,240	-
NETHERLANDS	19,119,458	24,928,144	30.38	1,446,075	1,704,127	17.84
FRANCE	0	18,400	-	0	14,806	-
GERMANY, FED. REP. OF	2,588,000	3,400,000	31.38	186,390	224,400	20.39
GREECE	0	103,118	-	0	27,842	-
-DEDAK/BEKATUL	152,276,365	143,107,985	-6.02	14,162,309	13,626,660	-3.78
JAPAN	13,179,109	12,740,771	-3.33	1,150,558	1,207,703	4.97
KOREA, REPUBLIC OF	116,143,150	102,996,975	-11.32	10,908,983	9,668,335	-11.37
TAIWAN	39,847	3,547,960	8,803.96	2,350	320,656	13,544.94
THAILAND	0	506,000	-	0	70,215	-
PHILIPPINES	1,500	10,549,999	703,233.27	615	994,250	161,566.67
MALAYSIA	713,315	0	-100.00	98,185	0	-100.00
VIET NAM	22,199,218	12,650,000	-43.02	2,000,168	1,353,550	-32.33
GERMANY, FED. REP. OF	226	0	-100.00	1,450	0	-100.00
SWITZERLAND	0	116,280	-	0	11,951	-
-LAINNYA	676,180,771	810,328,472	19.84	31,912,819	46,923,402	47.04
JAPAN	10,243,208	7,543,166	-26.36	1,995,965	1,875,825	-6.02
HONG KONG	22,000	1	-100.00	8,493	23	-99.73
KOREA, REPUBLIC OF	132,041,858	84,087,762	-36.32	5,162,918	4,329,234	-16.15
TAIWAN	1,362,250	917,711	-32.63	65,809	120,058	82.43
CHINA	327,000	105,014	-67.89	134,078	10,823	-91.93
THAILAND	771,395	45,459,826	5,793.20	269,567	2,010,933	645.99
SINGAPORE	28,035,603	50,461	-99.82	972,760	150,138	-84.57
PHILIPPINES	6,406,637	3,081,950	-51.89	234,312	171,482	-26.81
MALAYSIA	1,263,425	3,297,975	161.03	369,805	1,750,822	373.44
BRUNEI DARUSSALAM	2,458	1,400	-43.04	4,459	13,774	208.90
VIET NAM	20,437,098	32,114,295	57.14	1,454,102	1,931,350	32.82
INDIA	1,749,310	1,640,984	-6.19	847,373	694,929	-17.99
PAKISTAN	0	213,415	-	0	44,744	-
BANGLADESH	1,260,250	1,602,000	27.12	473,140	551,960	16.66
SRI LANKA	84,000	0	-100.00	11,760	0	-100.00
SAUDI ARABIA	1	0	-100.00	27	0	-100.00
UNITED ARAB EMIRATES	26,000	0	-100.00	24,830	0	-100.00

TABEL 5. PERKEMBANGAN EKSPOR INDONESIA MENURUT KOMODITI DAN NEGARA TUJUAN

JENIS BARANG	BERAT BERSIH (KG)		PERUB	NILAI FOB (US \$)		PERUB
	JAN-MEI 2005	JAN-MEI 2006	%	JAN-MEI 2005	JAN-MEI 2006	%
(1)	(2)	(3)	(4)	(5)	(6)	(7)
BAHRAIN	0	13,000	-	0	9,225	-
EGYPT	246,000	511,320	107.85	228,920	102,264	-55.33
TUNISIA	0	2,074,250	-	0	82,970	-
NIGERIA	245,600	400,000	62.87	123,344	202,000	63.77
SOUTH AFRICA	39,000	247,000	533.33	36,584	211,303	477.58
AUSTRALIA	4,471,090	2,258,811	-49.48	1,012,042	459,056	-54.64
EAST TIMOR	61,099	15	-99.98	7,255	6	-99.92
UNITED STATES	4,906	52,452	969.14	86,683	148,784	71.64
BRAZIL	53,216	0	-100.00	62,843	0	-100.00
UNITED KINGDOM	53	104,000	196,126.42	8,435	83,945	895.20
NETHERLANDS	392,896,404	555,317,109	41.34	15,286,620	29,027,945	89.89
GERMANY, FED. REP. OF	73,948,910	46,998,310	-36.44	2,860,576	2,238,319	-21.75
AUSTRIA	13,000	0	-100.00	11,669	0	-100.00
BELGIUM	0	3,140	-	0	34,181	-
NORWAY	0	13,000	-	0	8,888	-
IRELAND	13,000	13,000	0.00	13,650	12,350	-9.52
ITALY	0	22,000,105	-	0	489,471	-
SPAIN	78,000	52,000	-33.33	72,270	37,520	-48.08
PORTUGAL	26,000	13,000	-50.00	23,130	11,830	-48.85
POLAND	0	26,000	-	0	19,500	-
UKRAINE	0	26,000	-	0	19,873	-
LITHUANIA	0	13,000	-	0	8,869	-
CZECH REPUBLIC	0	77,000	-	0	59,008	-
RUSSIA FEDERATION	52,000	0	-100.00	49,400	0	-100.00
-MINYAK NILAM	1,033,722	1,198,558	15.95	17,502,898	18,814,848	7.50
JAPAN	13,305	3,712	-72.10	70,671	24,295	-65.62
HONG KONG	1,112	3,409	206.56	6,488	76,395	1,077.48
TAIWAN	29	204	603.45	846	4,382	417.97
CHINA	73,757	78,558	6.51	339,150	326,036	-3.87
THAILAND	100	432	332.00	600	3,512	485.33
SINGAPORE	411,558	442,484	7.51	6,933,908	6,405,478	-7.62
PHILIPPINES	0	423	-	0	12,845	-
MALAYSIA	823	469	-43.01	6,712	2,280	-66.03
INDIA	77,440	77,057	-0.49	500,259	1,107,048	121.29
TURKEY	13,600	1,032	-92.41	61,145	4,982	-91.85
UNITED ARAB EMIRATES	2,100	4,000	90.48	62,145	80,200	29.05
KENYA	0	180	-	0	220	-
SOUTH AFRICA	0	3,929	-	0	22,800	-
AUSTRALIA	50	550	1,000.00	3,984	22,905	474.92
NEW ZEALAND	880	0	-100.00	6,068	0	-100.00
UNITED STATES	101,823	178,497	75.30	1,912,188	2,849,917	49.04
CANADA	4,000	0	-100.00	32,440	0	-100.00
MEXICO	0	1,130	-	0	5,628	-
CHILE	400	2,000	400.00	5,600	23,800	325.00
ARGENTINA	0	400	-	0	8,665	-
BRAZIL	593	3,770	535.75	17,943	41,796	132.94
UNITED KINGDOM	57,247	15,672	-72.62	1,292,722	322,793	-75.03
NETHERLANDS	74,136	123,533	66.63	1,778,361	2,533,816	42.48
FRANCE	84,013	87,441	4.08	1,989,994	1,803,080	-9.39
GERMANY, FED. REP. OF	20,469	33,475	63.54	477,734	690,721	44.58
BELGIUM	0	600	-	0	142,200	-
SWITZERLAND	37,548	96,844	157.92	780,000	1,659,066	112.70
ITALY	0	1,200	-	0	27,198	-
SPAIN	58,739	32,557	-44.57	1,223,940	606,290	-50.46
RUSSIA FEDERATION	0	5,000	-	0	6,500	-
-MINYAK ATSIRI LAINNYA	551,735	525,189	-4.81	9,908,038	6,921,756	-30.14
JAPAN	2,390	2,516	5.27	221,038	155,754	-29.54
HONG KONG	458	928	102.62	1,103	3,670	232.73
KOREA, REPUBLIC OF	0	540	-	0	3,105	-
TAIWAN	177	35	-80.23	5,575	1,143	-79.50
CHINA	34,702	11,998	-65.43	141,646	78,743	-44.41
THAILAND	2,690	2,958	9.96	20,346	25,421	24.94
SINGAPORE	153,501	249,352	62.44	1,544,246	2,121,194	37.36
MALAYSIA	2,158	3,306	53.20	26,999	38,206	41.51
BRUNEI DARUSSALAM	854	5,305	521.19	5,848	27,314	367.07
MALDIVES	34	0	-100.00	1,012	0	-100.00
INDIA	33,377	44,337	32.84	180,564	433,691	140.19
PAKISTAN	1,409	0	-100.00	25,730	0	-100.00
BANGLADESH	379	0	-100.00	381	0	-100.00
SRI LANKA	0	50	-	0	1,100	-
SAUDI ARABIA	0	878	-	0	2,011	-
TURKEY	14,400	23,656	64.28	60,180	112,669	87.22
UNITED ARAB EMIRATES	6,937	7,380	6.39	57,767	35,757	-38.10
SOUTH AFRICA	575	0	-100.00	15,286	0	-100.00
AUSTRALIA	2,000	107	-94.65	41,476	2,202	-94.69
NEW ZEALAND	440	0	-100.00	3,058	0	-100.00

TABEL 5. PERKEMBANGAN EKSPOR INDONESIA MENURUT KOMODITI DAN NEGARA TUJUAN

JENIS BARANG	BERAT BERSIH (KG)		PERUB	NILAI FOB (US \$)		PERUB
	JAN-MEI 2005	JAN-MEI 2006	%	JAN-MEI 2005	JAN-MEI 2006	%
(1)	(2)	(3)	(4)	(5)	(6)	(7)
TONGA	0	851	-	0	1,083	-
UNITED STATES	183,059	101,817	-44.38	5,005,146	2,865,634	-42.75
CANADA	697	221	-68.29	8,709	8,520	-2.17
MEXICO	28,030	0	-100.00	115,673	0	-100.00
BRAZIL	265	903	240.75	2,191	20,369	829.67
FRENCH POLYNESIA	0	21	-	0	100	-
UNITED KINGDOM	27,240	26,185	-3.87	717,928	334,692	-53.38
NETHERLANDS	1,575	10,317	555.05	39,325	162,443	313.08
FRANCE	24,245	8,918	-63.22	849,540	295,107	-65.26
GERMANY, FED. REP. OF	17,380	2,715	-84.38	471,559	24,533	-94.80
SWITZERLAND	4,251	440	-89.65	177,020	25,800	-85.43
IRELAND	109	0	-100.00	6,917	0	-100.00
ITALY	195	8	-95.90	5,920	43	-99.27
SPAIN	8,058	18,767	132.90	155,318	137,827	-11.26
GREECE	150	540	260.00	537	3,240	503.35
POLAND	0	140	-	0	385	-
-WANGI-WANGIAN DARI MINYAK	22,404,053	19,592,770	-12.55	58,502,277	58,407,964	-0.16
JAPAN	1,191,653	973,065	-18.34	4,028,622	2,922,495	-27.46
HONG KONG	353,302	370,606	4.90	1,980,013	2,544,347	28.50
KOREA, REPUBLIC OF	43,513	71,690	64.76	216,508	372,955	72.26
TAIWAN	972,691	1,403,083	44.25	1,341,162	1,308,911	-2.40
CHINA	335,432	820,225	144.53	1,383,797	603,576	-56.38
MONGOLIA	0	18,101	-	0	72,497	-
PAPUA NEW GUINEA	128,750	103,401	-19.69	241,111	350,172	45.23
THAILAND	1,450,840	2,004,468	38.16	10,043,937	12,167,772	21.15
SINGAPORE	1,207,850	1,089,692	-9.78	4,759,292	4,424,269	-7.04
PHILIPPINES	2,629,378	536,127	-79.61	6,825,149	4,001,025	-41.38
MALAYSIA	3,403,736	4,471,665	31.38	7,037,608	10,560,205	50.05
MYANMAR (FORM. BURMA)	20,281	2,325	-88.54	182,434	41,201	-77.42
CAMBODIA	25,463	972	-96.18	55,655	1,642	-97.05
BRUNEI DARUSSALAM	146,350	169,481	15.81	639,928	587,902	-8.13
NEPAL	754	800	6.10	968	12,960	1,238.84
VIET NAM	3,712,393	929,789	-74.95	3,022,089	2,541,991	-15.89
MALDIVES	174,921	266,171	52.17	252,733	449,593	77.89
INDIA	123,518	196,293	58.92	237,711	375,145	57.82
PAKISTAN	521,048	408,223	-21.65	942,178	927,107	-1.60
BANGLADESH	41,502	196	-99.53	64,601	1,750	-97.29
SRI LANKA	59,504	49,773	-16.35	226,753	65,790	-70.99
AFGHANISTAN	6,521	0	-100.00	10,826	0	-100.00
IRAQ	8,350	0	-100.00	18,164	0	-100.00
IRAN (ISLAMIC REPUBLIC OF)	17,804	34,152	91.82	30,907	175,934	469.24
SAUDI ARABIA	188,821	174,695	-7.48	379,775	289,687	-23.72
KUWAIT	40	520	1,200.00	422	11,537	2,633.89
JORDAN	97,084	27,044	-72.14	204,835	60,473	-70.48
LEBANON	6,116	10,312	68.61	14,602	27,396	87.62
PALESTINA	0	500	-	0	9,950	-
YEMEN	51,902	220,725	325.27	110,328	378,624	243.18
OMAN	69,099	0	-100.00	168,368	0	-100.00
UNITED ARAB EMIRATES	3,485,777	2,727,299	-21.76	9,524,514	7,521,594	-21.03
QATAR	201	732	264.18	449	1,028	128.95
CYPRUS	0	6,273	-	0	16,146	-
EGYPT	25	19,709	78,736.00	90	59,912	66,468.89
LIBYAN ARAB JAMAHIRIYA	48,982	29,254	-40.28	108,162	36,899	-65.89
MOROCCO	0	24,928	-	0	59,698	-
SUDAN	27,658	10,427	-62.30	101,856	31,836	-68.74
ERITREA	3,599	0	-100.00	10,282	0	-100.00
NAMIBIA	0	216	-	0	399	-
TANZANIA, UNITED REPUBLIC OF	28,257	19,475	-31.08	46,955	54,137	15.30
MADAGASCAR	27,983	31,955	14.19	128,731	64,959	-49.54
KENYA	269,739	501,797	86.03	459,804	802,455	74.52
REUNION	198	1,476	645.45	667	2,838	325.49
MOZAMBIQUE	43,936	2,777	-93.68	118,729	10,147	-91.45
EQUATORIAL GUINEA	3,397	11,623	242.15	5,739	19,572	241.04
TOGO	0	17,795	-	0	14,548	-
GHANA	46,226	77,349	67.33	117,672	171,821	46.02
ANGOLA	85,328	56,275	-34.05	203,140	105,102	-48.26
CAMEROON	8,796	7,686	-12.62	20,904	7,768	-62.84
NIGERIA	50,404	9,084	-81.98	207,512	22,419	-89.20
GABON	7,202	17,326	140.57	14,843	42,771	188.16
COTE D'IVOIRE	4,861	1,268	-73.91	11,987	4,769	-60.22
SENEGAL	40,509	90,106	122.43	37,396	87,453	133.86
BENIN	16,212	86,907	436.07	36,922	387,481	949.46
BURKINA FASO	2,053	6,147	199.42	1,872	5,784	208.97
GAMBIA	16,373	4,567	-72.11	50,848	6,871	-86.49
SEYCHELLES	17,909	41,203	130.07	23,819	54,732	129.78
UGANDA	92,794	0	-100.00	129,800	0	-100.00

TABEL 5. PERKEMBANGAN EKSPOR INDONESIA MENURUT KOMODITI DAN NEGARA TUJUAN

JENIS BARANG	BERAT BERSIH (KG)		PERUB	NILAI FOB (US \$)		PERUB
	JAN-MEI 2005	JAN-MEI 2006	%	JAN-MEI 2005	JAN-MEI 2006	%
(1)	(2)	(3)	(4)	(5)	(6)	(7)
CENTRAL AFRICAN REPUBLIC	20,152	6,543	-67.53	46,382	10,090	-78.25
NIGER	1,148	196	-82.93	843	313	-62.87
CHAD	308	0	-100.00	230	0	-100.00
DJIBOUTI	38,332	15,138	-60.51	69,765	22,200	-68.18
SAO TOME AND PRINCIPE	392	0	-100.00	344	0	-100.00
SOUTH AFRICA	11,110	820	-92.62	26,145	7,236	-72.32
ZAMBIA	13,980	0	-100.00	25,866	0	-100.00
MAURITIUS	82,566	86,874	5.22	189,432	191,632	1.16
AUSTRALIA	82,093	238,199	190.16	246,479	481,115	95.20
NEW ZEALAND	6,879	4,217	-38.70	19,140	11,387	-40.51
MICRONESIA, FEDERATED STATES OF	1,306	0	-100.00	24,584	0	-100.00
GUAM	107	1,778	1,561.68	671	6,261	833.08
NEW CALEDONIA	3,085	95	-96.92	5,780	170	-97.06
VANUATU	32,248	43,980	36.38	43,100	53,708	24.61
AMERICAN SAMOA	0	115	-	0	1,638	-
COOK ISLANDS	1,871	32,946	1,660.88	1,932	25,393	1,214.34
FIJI	9,730	22,775	134.07	28,650	63,449	121.46
KIRIBATI	9,235	11,669	26.36	10,098	15,356	52.07
SAMOA	4,888	14,167	189.83	5,908	24,420	313.34
SOLOMON ISLANDS	30,194	30,696	1.66	60,228	80,562	33.76
TONGA	13,950	29,897	114.32	17,142	40,357	135.43
TUVALU	740	0	-100.00	614	0	-100.00
EAST TIMOR	294,506	60,434	-79.48	276,611	77,817	-71.87
UNITED STATES	94,777	117,471	23.94	529,357	413,597	-21.87
CANADA	13,152	19,247	46.34	24,386	47,588	95.14
MEXICO	485	6	-98.76	694	40	-94.24
GUATEMALA	0	27	-	0	1,803	-
PANAMA	0	2,224	-	0	1,225	-
SURINAME	120	0	-100.00	1,390	0	-100.00
CHILE	0	1,114	-	0	2,761	-
ARGENTINA	25	0	-100.00	460	0	-100.00
BRAZIL	12,348	93	-99.25	19,571	362	-98.15
COLOMBIA	25	0	-100.00	345	0	-100.00
JAMAICA	27	0	-100.00	700	0	-100.00
BELIZE	1,235	0	-100.00	2,516	0	-100.00
DOMINICAN REPUBLIC	477	0	-100.00	495	0	-100.00
BARBADOS	0	3,002	-	0	3,886	-
FRENCH POLYNESIA	991	375	-62.16	2,288	715	-68.75
MARTINIQUE	10	10	0.00	25	62	148.00
NETHERLANDS ANTILLES	0	724	-	0	1,785	-
TURKS AND CAICOS ISLANDS	576	0	-100.00	787	0	-100.00
GUADELOUPE	19	257	1,252.63	42	365	769.05
UNITED KINGDOM	143,033	307,038	114.66	389,441	789,619	102.76
NETHERLANDS	5,799	58,146	902.69	16,676	118,210	608.86
FRANCE	51,484	64,347	24.98	283,016	305,214	7.84
GERMANY, FED. REP. OF	29,312	32,289	10.16	131,849	94,578	-28.27
AUSTRIA	0	584	-	0	27,518	-
BELGIUM	13,960	44,204	216.65	44,319	212,612	379.73
SWITZERLAND	2	1,128	56,300.00	48	10,067	20,872.92
DENMARK	2,077	0	-100.00	2,763	0	-100.00
NORWAY	180	0	-100.00	518	0	-100.00
SWEDEN	43	9	-79.07	275	60	-78.18
FINLAND	254	71	-72.05	1,695	116	-93.16
IRELAND	4,846	103	-97.87	13,109	1,265	-90.35
ITALY	983	128,986	13,021.67	20,590	184,066	793.96
SPAIN	3,264	8,150	149.69	6,111	54,376	789.81
PORTUGAL	82	0	-100.00	559	0	-100.00
GREECE	430	1,440	234.88	1,519	10,412	585.45
CZECHOSLOVAKIA	10,192	10,438	2.41	19,887	23,412	17.73
HUNGARY	131	3,239	2,372.52	276	5,580	1,921.74
POLAND	280	104	-62.86	2,820	2,541	-9.89
YUGOSLAVIA	322	0	-100.00	570	0	-100.00
UKRAINE	23,328	21,440	-8.09	62,208	81,408	30.86
LITHUANIA	0	140	-	0	479	-
GEORGIA	9,526	0	-100.00	22,335	0	-100.00
MALTA	2,829	7,278	157.26	10,636	8,467	-20.39
SLOVENIA	0	375	-	0	120	-
CZECH REPUBLIC	1	50	4,900.00	2	847	42,250.00
RUSSIA FEDERATION	1,573	374	-76.22	4,886	9,659	97.69
ROTAN OLAHAN	7,393,941	9,795,662	32.48	5,519,917	8,579,866	55.43
JAPAN	1,255	6,336	404.86	1,404	34,502	2,357.41
HONG KONG	2,695,573	2,025,583	-24.86	1,744,252	1,747,528	0.19
KOREA, REPUBLIC OF	120	9,120	7,500.00	378	11,123	2,842.59
TAIWAN	462,256	298,716	-35.38	134,170	108,631	-19.03
CHINA	2,011,225	5,916,498	194.17	1,796,850	5,138,228	185.96
THAILAND	35,368	225,580	537.81	38,565	166,523	331.80

TABEL 5. PERKEMBANGAN EKSPOR INDONESIA MENURUT KOMODITI DAN NEGARA TUJUAN

JENIS BARANG	BERAT BERSIH (KG)		PERUB	NILAI FOB (US \$)		PERUB
	JAN-MEI 2005	JAN-MEI 2006	%	JAN-MEI 2005	JAN-MEI 2006	%
(1)	(2)	(3)	(4)	(5)	(6)	(7)
SINGAPORE	1,607,594	674,091	-58.07	914,633	498,849	-45.46
MALAYSIA	116,980	76,081	-34.96	25,953	14,998	-42.21
VIET NAM	0	49,400	-	0	32,110	-
MALDIVES	301	302	0.33	5,449	9,481	74.00
INDIA	16,000	0	-100.00	14,080	0	-100.00
PAKISTAN	18,000	0	-100.00	15,840	0	-100.00
SRI LANKA	59,251	48,872	-17.52	21,952	34,680	57.98
SAUDI ARABIA	0	15,000	-	0	12,350	-
KUWAIT	0	21,400	-	0	17,305	-
JORDAN	6,550	19,750	201.53	3,602	14,447	301.08
TURKEY	0	15	-	0	6	-
UNITED ARAB EMIRATES	2,068	0	-100.00	9,705	0	-100.00
CYPRUS	1,265	5,843	361.90	3,383	28,889	753.95
GABON	63	0	-100.00	251	0	-100.00
SOUTH AFRICA	518	52,144	9,966.41	635	35,579	5,502.99
MAURITIUS	74	0	-100.00	775	0	-100.00
AUSTRALIA	69,202	41,235	-40.41	61,955	78,708	27.04
NEW ZEALAND	7,007	9,172	30.90	12,838	21,659	68.71
GUAM	78	0	-100.00	195	0	-100.00
NEW CALEDONIA	1	85	8,400.00	1	217	21,600.00
VANUATU	0	1,253	-	0	1,506	-
UNITED STATES	116,687	99,567	-14.67	370,667	142,724	-61.50
CANADA	500	3,225	545.00	2,160	2,650	22.69
GUATEMALA	205	0	-100.00	335	0	-100.00
BRAZIL	0	13	-	0	136	-
URUGUAY	0	35	-	0	150	-
BAHAMAS	0	827	-	0	1,056	-
PUERTO RICO	0	3,823	-	0	12,966	-
ARUBA	2,423	0	-100.00	6,600	0	-100.00
FRENCH POLYNESIA	0	1,801	-	0	4,700	-
UNITED KINGDOM	144	3,938	2,634.72	466	7,642	1,539.91
NETHERLANDS	150	17,385	11,490.00	450	17,972	3,893.78
FRANCE	9,466	20,120	112.55	6,248	58,387	834.49
GERMANY, FED. REP. OF	77,108	90,790	17.74	133,677	161,619	20.90
BELGIUM	38,995	69	-99.82	126,447	641	-99.49
SWITZERLAND	0	156	-	0	240	-
DENMARK	0	106	-	0	143	-
SWEDEN	40	111	177.50	2	634	31,600.00
FINLAND	12	2	-83.33	54	7	-87.04
ITALY	197	21,086	10,603.55	2,237	29,426	1,215.42
SPAIN	25,453	21,383	-15.99	54,791	94,396	72.28
GREECE	0	1	-	0	1	-
UKRAINE	6,188	0	-100.00	3,870	0	-100.00
LITHUANIA	41	0	-100.00	248	0	-100.00
CROATIA	0	10	-	0	32	-
RUSSIA FEDERATION	5,583	14,738	163.98	4,799	37,025	671.51
-MINYAK KELAPA SAWIT	3,938,337,801	4,767,791,001	21.06	1,404,462,641	1,767,210,389	25.83
JAPAN	1,013,484	7,990,725	688.44	649,415	3,362,373	417.75
HONG KONG	7,570,990	350,512	-95.37	2,926,433	167,736	-94.27
KOREA, REPUBLIC OF	562,409	473,382	-15.83	321,502	267,597	-16.77
TAIWAN	20,000	58,400	192.00	8,000	26,858	235.73
CHINA	484,221,485	638,407,610	31.84	174,292,920	249,645,256	43.23
MACAU	0	4,000,000	-	0	1,570,000	-
PAPUA NEW GUINEA	493,329	869,426	76.24	356,216	501,385	40.75
THAILAND	10,004	84,449	744.15	8,008	41,364	416.53
SINGAPORE	158,720,931	267,226,140	68.36	55,913,647	96,547,068	72.67
PHILIPPINES	6,278,254	32,570,129	418.78	3,736,728	13,864,779	271.04
MALAYSIA	206,807,268	426,341,865	106.15	71,909,285	147,866,130	105.63
MYANMAR (FORM. BURMA)	6,080,640	65,948,702	984.57	2,259,683	25,424,024	1,025.11
BRUNEI DARUSSALAM	42,959	181,789	323.17	29,287	109,852	275.09
NEPAL	0	1,500,000	-	0	154,226	-
VIET NAM	14,536,281	44,676,146	207.34	5,196,841	16,788,761	223.06
MALDIVES	355,419	543,670	52.97	228,697	340,843	49.04
INDIA	1,145,233,561	946,561,130	-17.35	398,239,175	342,411,432	-14.02
PAKISTAN	244,298,818	385,402,259	57.76	92,268,648	146,569,219	58.85
BANGLADESH	141,805,909	178,057,239	25.56	50,953,291	66,601,968	30.71
SRI LANKA	92,349,544	245,957,601	166.33	32,209,779	91,891,156	185.29
IRAQ	7,160,285	2,500,000	-65.09	2,853,317	962,500	-66.27
IRAN (ISLAMIC REPUBLIC OF)	109,679,228	45,574,156	-58.45	40,944,984	18,178,140	-55.60
SAUDI ARABIA	0	25,900,000	-	0	10,501,750	-
KUWAIT	17,370	0	-100.00	9,379	0	-100.00
JORDAN	54,759,647	176,949,227	223.14	19,861,727	68,674,135	245.76
YEMEN	19,136,162	138,223	-99.28	6,908,906	98,804	-98.57
OMAN	3,948,000	5,000,000	26.65	1,544,980	1,925,000	24.60
SYRIA ARAB REPUBLIC	62,208	84,024	35.07	37,324	47,893	28.32
TURKEY	80,578,821	66,252,656	-17.78	29,236,107	23,841,041	-18.45

TABEL 5. PERKEMBANGAN EKSPOR INDONESIA MENURUT KOMODITI DAN NEGARA TUJUAN

JENIS BARANG	BERAT BERSIH (KG)		PERUB %	NILAI FOB (US \$)		PERUB %
	JAN-MEI 2005	JAN-MEI 2006		JAN-MEI 2005	JAN-MEI 2006	
(1)	(2)	(3)	(4)	(5)	(6)	(7)
UNITED ARAB EMIRATES	8,209,170	17,192,458	109.43	3,332,533	6,939,004	108.22
QATAR	0	104,220	-	0	55,236	-
EGYPT	88,186,794	63,066,000	-28.49	31,313,376	25,439,880	-18.76
LIBYAN ARAB JAMAHIRIYA	22,000	0	-100.00	9,900	0	-100.00
MOROCCO	4,788,000	6,799,436	42.01	1,648,416	2,455,831	48.98
TUNISIA	2,499,960	0	-100.00	933,734	0	-100.00
ALGERIA	26,597,472	24,300,000	-8.64	9,653,401	9,639,350	-0.15
SUDAN	8,500,000	16,499,553	94.11	3,243,750	6,355,402	95.93
ETHIOPIA	0	105,251	-	0	58,150	-
TANZANIA, UNITED REPUBLIC OF	75,842,021	61,825,860	-18.48	25,213,294	22,670,039	-10.09
MADAGASCAR	7,422,814	0	-100.00	2,833,359	0	-100.00
KENYA	12,469,901	0	-100.00	4,614,567	0	-100.00
MOZAMBIQUE	14,747,901	4,029,768	-72.68	5,606,237	1,672,614	-70.17
EQUATORIAL GUINEA	737,853	361,243	-51.04	499,655	213,520	-57.27
TOGO	61,786	188,785	205.55	46,071	131,047	184.45
GHANA	2,868,477	9,956,360	247.10	1,694,763	4,606,838	171.83
LIBERIA	224,185	18,787	-91.62	126,266	10,542	-91.65
GUINEA	3,123,914	234,276	-92.50	1,689,750	124,765	-92.62
ANGOLA	3,835,317	4,871,366	27.01	2,132,459	2,636,013	23.61
CONGO	210,933	2,337,467	1,008.16	125,250	1,222,351	875.93
CAMEROON	639,669	2,440,100	281.46	358,918	1,362,078	279.50
NIGERIA	373,538	33,830	-90.94	286,416	25,740	-91.01
SIERRA LEONE	1,323,289	0	-100.00	466,962	0	-100.00
GABON	1,751,307	1,750,177	-0.06	1,062,618	1,037,546	-2.36
SENEGAL	2,872,729	4,035,734	40.48	1,540,911	2,153,723	39.77
MAURITANIA	2,228,016	1,378,296	-38.14	1,235,606	790,410	-36.03
BENIN	362,170	1,574,275	334.68	269,218	1,050,224	290.10
BURKINA FASO	500,000	999,433	99.89	80,000	329,812	312.27
GAMBIA	131,797	747,539	467.19	80,310	401,623	400.09
CENTRAL AFRICAN REPUBLIC	135,832	0	-100.00	105,456	0	-100.00
DJIBOUTI	869,168	1,219,544	40.31	413,869	659,537	59.36
SAO TOME AND PRINCIPE	285,075	190,050	-33.33	172,813	117,688	-31.90
SOUTH AFRICA	40,935,336	33,927,019	-17.12	15,163,160	12,932,001	-14.71
COMOROS	154,162	136,881	-11.21	101,511	79,600	-21.58
MAURITIUS	1,535,591	1,410,822	-8.13	641,211	569,721	-11.15
AUSTRALIA	21,115	48	-99.77	9,504	90	-99.05
NEW ZEALAND	17,370	3,606,180	20,660.97	8,685	1,412,281	16,161.15
NORTHERN MARIANA ISLANDS	0	16,567	-	0	10,815	-
VANUATU	94,673	129,151	36.42	69,425	93,973	35.36
FIJI	28,560	63,137	121.07	19,315	36,077	86.78
KIRIBATI	62,006	64,051	3.30	40,356	42,122	4.38
SAMOA	415,123	239,333	-42.35	271,312	143,887	-46.97
SOLOMON ISLANDS	93,793	67,349	-28.19	68,719	50,784	-26.10
TONGA	47,913	62,806	31.08	33,054	41,243	24.77
EAST TIMOR	635,702	406,010	-36.13	284,857	233,964	-17.87
UNITED STATES	1,105,000	41,667,158	3,670.78	339,100	15,740,952	4,541.98
CANADA	0	512,070	-	0	262,527	-
OTH NORTH AMERICA	21,131	0	-100.00	11,862	0	-100.00
PANAMA	0	125,271	-	0	85,338	-
VENEZUELA	0	1,000,000	-	0	360,000	-
BRAZIL	4,000,000	3,920,772	-1.98	1,414,999	1,481,620	4.71
COLOMBIA	21,095	0	-100.00	11,612	0	-100.00
ECUADOR	0	10,000,794	-	0	3,982,816	-
GUYANA	0	20,934	-	0	10,048	-
JAMAICA	0	62,876	-	0	28,291	-
DOMINICAN REPUBLIC	0	42,000	-	0	18,533	-
COSTA RICA	20,736	2,750,000	13,161.96	9,745	957,000	9,720.42
DOMINICA	0	147,000	-	0	68,355	-
NETHERLANDS ANTILLES	2,870,000	0	-100.00	889,700	0	-100.00
UNITED KINGDOM	30,038,941	31,139,772	3.66	8,575,112	11,227,734	30.93
NETHERLANDS	405,981,773	442,504,087	9.00	139,129,480	158,518,971	13.94
FRANCE	485,856	434,859	-10.50	277,399	238,652	-13.97
GERMANY, FED. REP. OF	133,463,888	136,358,490	2.17	47,226,149	51,205,430	8.43
BELGIUM	0	5,105,600	-	0	2,048,576	-
SWITZERLAND	42,191	0	-100.00	23,800	0	-100.00
DENMARK	18,200,433	2,500,000	-86.26	6,655,169	862,500	-87.04
ITALY	50,832,450	71,626,885	40.91	19,199,585	26,558,968	38.33
SPAIN	35,870,977	62,309,980	73.71	12,576,677	22,555,855	79.35
PORTUGAL	1,580,000	87,650	-94.45	733,200	47,285	-93.55
ICELAND	1,913,770	0	-100.00	684,172	0	-100.00
GREECE	6,688,624	4,088,000	-38.88	2,372,483	1,654,970	-30.24
CZECHOSLOVAKIA	1,191,259	418,374	-64.88	643,673	265,468	-58.76
POLAND	0	147,000	-	0	68,166	-
ROMANIA	0	21,583	-	0	10,634	-
BULGARIA	18,698,554	1,379,042	-92.62	6,376,181	619,776	-90.28
AZERBAIJAN	0	85,018	-	0	39,067	-

TABEL 5. PERKEMBANGAN EKSPOR INDONESIA MENURUT KOMODITI DAN NEGARA TUJUAN

JENIS BARANG	BERAT BERSIH (KG)		PERUB %	NILAI FOB (US \$)		PERUB %
	JAN-MEI 2005	JAN-MEI 2006		JAN-MEI 2005	JAN-MEI 2006	
(1)	(2)	(3)	(4)	(5)	(6)	(7)
UKRAINE	94,588,338	71,542,420	-24.36	34,814,311	15,593,567	-55.21
UZBEKISTAN	20,736	0	-100.00	11,819	0	-100.00
LITHUANIA	109,672	0	-100.00	59,298	0	-100.00
LATVIA	4,645,000	42,080	-99.09	1,640,857	19,177	-98.83
GEORGIA	42,736	130,012	204.22	18,131	59,125	226.10
RUSSIA FEDERATION	24,299,203	41,632,652	71.33	10,362,861	16,434,177	58.59
-MINYAK BIJI KELAPA SAWIT	377,750,043	512,329,324	35.63	221,129,676	248,733,055	12.48
KOREA, REPUBLIC OF	0	258	-	0	667	-
CHINA	55,799,414	49,738,741	-10.86	31,893,436	25,894,213	-18.81
PAPUA NEW GUINEA	0	14,250	-	0	16,620	-
SINGAPORE	2,541,022	1,024,967	-59.66	1,477,892	549,625	-62.81
MALAYSIA	43,110,412	96,887,671	124.74	26,212,521	50,052,756	90.95
INDIA	51,022,370	44,391,646	-13.00	30,164,558	22,433,174	-25.63
PAKISTAN	1,486,199	4,467,204	200.58	863,955	2,383,085	175.83
BANGLADESH	1,500,000	3,000,000	100.00	862,500	1,560,000	80.87
SRI LANKA	5,190,000	1,650,000	-68.21	2,960,750	884,000	-70.14
SAUDI ARABIA	0	1,700,000	-	0	964,200	-
JORDAN	4,549,998	8,402,278	84.67	2,787,800	4,397,511	57.74
OMAN	600,000	0	-100.00	351,000	0	-100.00
TURKEY	11,574,905	21,739,192	87.81	6,626,968	11,839,485	78.66
EGYPT	1,800,000	0	-100.00	1,064,173	0	-100.00
MOROCCO	300,000	0	-100.00	169,500	0	-100.00
TUNISIA	550,000	0	-100.00	284,750	0	-100.00
ALGERIA	82,944	2,664,413	3,112.30	60,963	1,226,500	1,911.88
TANZANIA, UNITED REPUBLIC OF	300,000	600,000	100.00	165,000	308,750	87.12
MOZAMBIQUE	300,000	0	-100.00	174,000	0	-100.00
SOUTH AFRICA	1,500,000	6,550,166	336.68	884,000	3,668,105	314.94
EAST TIMOR	143	0	-100.00	84	0	-100.00
UNITED STATES	16,403,998	29,274,781	78.46	10,109,116	16,080,809	59.07
BRAZIL	8,950,000	46,642,388	421.14	5,234,250	7,650,617	46.16
UNITED KINGDOM	2,375,000	0	-100.00	1,377,500	0	-100.00
NETHERLANDS	144,077,740	168,085,030	16.66	83,102,770	84,815,704	2.06
GERMANY, FED. REP. OF	5,800,000	8,400,000	44.83	3,519,000	5,018,950	42.62
ITALY	5,864,792	6,981,000	19.03	3,282,567	3,680,365	12.12
SPAIN	4,409,634	6,488,555	47.14	2,694,034	3,356,220	24.58
PORTUGAL	600,000	0	-100.00	356,000	0	-100.00
GREECE	970,000	1,500,000	54.64	592,100	780,000	31.73
CZECHOSLOVAKIA	0	1,000,000	-	0	509,000	-
UKRAINE	6,091,472	915,006	-84.98	3,858,489	511,038	-86.76
RUSSIA FEDERATION	0	211,778	-	0	151,661	-
-MINYAK NABATI LAIN	348,186,126	408,483,328	17.32	207,696,983	197,252,371	-5.03
JAPAN	572,082	700,114	22.38	422,149	1,219,309	188.83
HONG KONG	14,078	2,814	-80.01	7,263	8,952	23.25
KOREA, REPUBLIC OF	71,049	63,000	-11.33	59,155	45,538	-23.02
TAIWAN	37,916	83,510	120.25	28,529	53,919	89.00
CHINA	39,999,516	217,651,865	444.14	23,652,016	94,938,323	301.40
PAPUA NEW GUINEA	56,949	59,980	5.32	58,509	61,381	4.91
THAILAND	244,159	331,312	35.70	167,683	179,889	7.28
SINGAPORE	5,335,882	8,278,212	55.14	2,309,917	4,261,900	84.50
PHILIPPINES	604,778	931,648	54.05	321,093	483,209	50.49
MALAYSIA	65,588,141	43,082,443	-34.31	39,853,623	22,154,215	-44.41
MYANMAR (FORM. BURMA)	19,329	0	-100.00	16,529	0	-100.00
BRUNEI DARUSSALAM	27,777	0	-100.00	31,711	0	-100.00
VIET NAM	1,682,674	187,247	-88.87	1,228,406	133,454	-89.14
MALDIVES	17,146	172	-99.00	10,304	1,039	-89.92
INDIA	10,932,692	6,447,433	-41.03	3,067,890	3,413,647	11.27
PAKISTAN	0	9,335,502	-	0	3,753,720	-
SRI LANKA	152,277	370,719	143.45	65,333	249,325	281.62
IRAN (ISLAMIC REPUBLIC OF)	100,000	887,073	787.07	77,000	602,930	683.03
SAUDI ARABIA	725,745	497,449	-31.46	418,819	112,808	-73.07
KUWAIT	0	22,000	-	0	14,850	-
JORDAN	999,999	0	-100.00	607,500	0	-100.00
OMAN	66,000	64,100	-2.88	59,400	37,527	-36.82
SYRIA ARAB REPUBLIC	343,744	382,068	11.15	247,144	288,707	16.82
TURKEY	2,670,000	4,187,781	56.85	1,624,500	2,654,584	63.41
CYPRUS	0	492	-	0	1,314	-
EGYPT	1,222,300	3,285,799	168.82	935,565	2,094,824	123.91
MOROCCO	546,000	714,000	30.77	393,352	451,554	14.80
TUNISIA	1,210,000	0	-100.00	765,400	0	-100.00
ALGERIA	4,645,200	4,383,208	-5.64	2,738,522	2,249,877	-17.84
TANZANIA, UNITED REPUBLIC OF	0	2,500,000	-	0	850,000	-
TOGO	16,979	16,915	-0.38	12,480	12,324	-1.25
CONGO	16,979	0	-100.00	12,792	0	-100.00
CAMEROON	22,000	0	-100.00	15,400	0	-100.00
NIGERIA	185,596	176,000	-5.17	144,280	112,640	-21.93
COTE D'IVOIRE	220,000	132,000	-40.00	154,000	84,480	-45.14

TABEL 5. PERKEMBANGAN EKSPOR INDONESIA MENURUT KOMODITI DAN NEGARA TUJUAN

JENIS BARANG	BERAT BERSIH (KG)		PERUB	NILAI FOB (US \$)		PERUB
	JAN-MEI 2005	JAN-MEI 2006	%	JAN-MEI 2005	JAN-MEI 2006	%
(1)	(2)	(3)	(4)	(5)	(6)	(7)
SENEGAL	35,280	0	-100.00	16,581	0	-100.00
SOUTH AFRICA	2,372,268	1,544,078	-34.91	1,300,532	995,367	-23.46
AUSTRALIA	542,159	1,695,985	212.82	411,661	979,816	138.02
NEW ZEALAND	231,472	147,000	-36.49	142,378	87,465	-38.57
FIJI	0	22,000	-	0	19,800	-
TONGA	6,098	8,703	42.72	7,292	8,825	21.02
EAST TIMOR	135,580	94,845	-30.04	133,127	70,566	-46.99
UNITED STATES	51,131,121	33,321,772	-34.83	30,177,907	16,992,661	-43.69
CANADA	315	0	-100.00	839	0	-100.00
CHILE	120,000	120,000	0.00	53,200	54,000	1.50
BRAZIL	39,999	21,000	-47.50	50,850	16,632	-67.29
BOLIVIA	0	22,000	-	0	14,080	-
COSTA RICA	0	88,000	-	0	50,820	-
UNITED KINGDOM	1,012	492	-51.38	3,949	2,938	-25.60
NETHERLANDS	109,933,478	36,713,324	-66.60	64,906,006	18,823,170	-71.00
FRANCE	1,620	364	-77.53	76,488	1,045	-98.63
GERMANY, FED. REP. OF	1,432,119	46,598	-96.75	889,515	31,512	-96.46
SWITZERLAND	0	240,000	-	0	145,200	-
DENMARK	22,000	17,800	-19.09	19,800	16,732	-15.49
NORWAY	88,016	0	-100.00	61,850	0	-100.00
SWEDEN	7,398,727	2,361,737	-68.08	4,486,003	1,125,397	-74.91
ITALY	4,787,647	92	-100.00	2,791,007	367	-99.99
SPAIN	6,332,274	2,600,000	-58.94	4,025,267	1,387,500	-65.53
GREECE	1,254,000	858,000	-31.58	756,060	478,390	-36.73
HUNGARY	37,943	21,000	-44.65	27,945	15,015	-46.27
ROMANIA	22,000	322,461	1,365.73	19,800	215,416	987.96
BULGARIA	61,200	409,054	568.39	42,840	260,147	507.25
AZERBAIJAN	0	66,000	-	0	55,000	-
KAZAKHSTAN	419,144	0	-100.00	315,121	0	-100.00
KYRGYZSTAN	44,000	174,012	295.48	32,560	117,486	260.83
UKRAINE	4,626,031	3,891,532	-15.88	3,123,065	2,188,807	-29.91
LITHUANIA	353,776	190,772	-46.08	257,665	135,770	-47.31
LATVIA	170,736	82,944	-51.42	765,740	54,978	-92.82
GEORGIA	41,472	292,076	604.27	29,858	148,088	395.97
SLOVENIA	10,000	13,000	30.00	7,200	8,395	16.60
RUSSIA FEDERATION	18,187,652	18,321,831	0.74	13,258,613	12,224,747	-7.80
-STEARIN	80,130,139	76,816,432	-4.14	39,168,617	36,710,526	-6.28
JAPAN	1,282,241	1,637,991	27.74	751,137	869,971	15.82
HONG KONG	449,000	515,498	14.81	230,664	265,667	15.17
KOREA, REPUBLIC OF	12,996,304	4,615,493	-64.49	6,400,640	2,236,557	-65.06
TAIWAN	11,283,278	9,128,203	-19.10	5,593,117	4,468,871	-20.10
CHINA	27,063,700	25,809,492	-4.63	12,749,141	12,360,795	-3.05
THAILAND	4,027,284	4,280,957	6.30	1,994,000	2,032,945	1.95
SINGAPORE	138,521	379,073	173.66	77,941	200,380	157.09
PHILIPPINES	829,118	1,077,816	30.00	404,995	518,419	28.01
MALAYSIA	12,000	12,000	0.00	8,428	8,742	3.73
MYANMAR (FORM. BURMA)	2,040	3,028,999	148,380.34	2,224	1,036,589	46,509.22
VIET NAM	761,386	664,485	-12.73	380,875	327,330	-14.06
INDIA	428,560	3,736,549	771.88	340,587	1,417,346	316.15
PAKISTAN	48,000	32,000	-33.33	23,841	15,884	-33.38
BANGLADESH	16,500	1,376,000	8,239.39	8,683	581,105	6,592.45
SRI LANKA	112,737	166,684	47.85	56,710	76,048	34.10
IRAN (ISLAMIC REPUBLIC OF)	205,000	328,000	60.00	94,530	138,889	46.93
SAUDI ARABIA	0	17,000	-	0	9,451	-
JORDAN	16,000	144,000	800.00	7,369	74,748	914.36
SYRIA ARAB REPUBLIC	29,500	26,000	-11.86	14,089	11,830	-16.03
TURKEY	8,515,990	8,764,894	2.92	4,147,435	4,433,199	6.89
EGYPT	288,999	131,000	-54.67	153,622	64,698	-57.88
MOROCCO	16,500	49,500	200.00	8,955	27,600	208.21
TUNISIA	25,000	12,500	-50.00	13,500	6,750	-50.00
ALGERIA	33,000	0	-100.00	17,820	0	-100.00
TANZANIA, UNITED REPUBLIC OF	17,000	17,000	0.00	9,554	10,132	6.05
KENYA	74,365	49,500	-33.44	40,442	24,583	-39.21
GHANA	16,500	51,500	212.12	8,910	22,820	156.12
CAMEROON	33,500	0	-100.00	17,329	0	-100.00
NIGERIA	474,000	254,170	-46.38	280,442	136,820	-51.21
COTE D'IVOIRE	297,000	582,500	96.13	159,062	314,139	97.49
SENEGAL	0	49,500	-	0	24,255	-
SOUTH AFRICA	379,193	358,930	-5.34	212,879	188,473	-11.46
ZIMBABWE	34,000	0	-100.00	20,678	0	-100.00
ZAIRE	0	68,000	-	0	46,648	-
AUSTRALIA	162,310	17,000	-89.53	89,500	10,421	-88.36
NEW ZEALAND	16,500	0	-100.00	8,085	0	-100.00
UNITED STATES	867,775	912,019	5.10	423,375	594,357	40.39
CANADA	100,500	65,000	-35.32	57,186	37,602	-34.25
MEXICO	100,500	264,001	162.69	48,465	146,470	202.22

TABEL 5. PERKEMBANGAN EKSPOR INDONESIA MENURUT KOMODITI DAN NEGARA TUJUAN

JENIS BARANG	BERAT BERSIH (KG)		PERUB	NILAI FOB (US \$)		PERUB
	JAN-MEI 2005	JAN-MEI 2006	%	JAN-MEI 2005	JAN-MEI 2006	%
(1)	(2)	(3)	(4)	(5)	(6)	(7)
GUATEMALA	66,000	16,500	-75.00	34,766	9,405	-72.95
CHILE	33,500	0	-100.00	17,035	0	-100.00
VENEZUELA	16,500	33,000	100.00	10,560	18,851	78.51
BRAZIL	200,000	32,500	-83.75	93,000	17,228	-81.48
COLOMBIA	98,000	165,000	68.37	52,688	82,867	57.28
ECUADOR	1,870	0	-100.00	1,350	0	-100.00
PERU	49,500	16,500	-66.67	25,766	8,910	-65.42
DOMINICAN REPUBLIC	0	148,500	-	0	79,038	-
COSTA RICA	16,500	33,000	100.00	8,840	18,480	109.05
UNITED KINGDOM	982,999	369,999	-62.36	499,647	194,567	-61.06
NETHERLANDS	3,502,677	3,384,736	-3.37	1,474,289	1,467,694	-0.45
FRANCE	120,000	24,000	-80.00	64,938	12,437	-80.85
GERMANY, FED. REP. OF	567,300	973,499	71.60	315,384	519,599	64.75
BELGIUM	548,500	332,500	-39.38	290,045	151,836	-47.65
SWITZERLAND	0	28,000	-	0	15,386	-
SWEDEN	36,000	14,000	-61.11	20,221	7,747	-61.69
ITALY	92,000	230,277	150.30	53,194	122,658	130.59
SPAIN	889,000	771,435	-13.22	459,391	400,187	-12.89
PORTUGAL	1,281,994	777,680	-39.34	646,819	402,639	-37.75
GREECE	170,500	132,500	-22.29	88,775	70,109	-21.03
CZECHOSLOVAKIA	0	33,000	-	0	17,790	-
POLAND	102,999	416,000	303.89	53,583	215,321	301.85
ROMANIA	16,999	0	-100.00	8,900	0	-100.00
BULGARIA	67,000	108,852	62.47	34,780	60,460	73.84
UKRAINE	68,000	17,000	-75.00	32,788	8,160	-75.11
SLOVENIA	16,500	0	-100.00	9,042	0	-100.00
RUSSIA FEDERATION	32,000	134,700	320.94	16,606	68,623	313.24
-ASAM BERLEMAK LAIN	183,309,165	229,371,860	25.13	103,798,051	109,696,015	5.68
JAPAN	5,364,895	4,057,353	-24.37	5,324,429	3,139,903	-41.03
HONG KONG	1,800	189,034	10,401.89	2,919	86,766	2,872.46
KOREA, REPUBLIC OF	2,083,907	2,411,172	15.70	1,753,265	1,811,016	3.29
TAIWAN	200,370	158,965	-20.66	193,243	111,169	-42.47
CHINA	9,796,510	5,597,369	-42.86	11,702,529	6,129,168	-47.63
THAILAND	407,057	330,919	-18.70	515,704	357,906	-30.60
SINGAPORE	12,498,938	12,944,613	3.57	10,329,031	8,453,201	-18.16
PHILIPPINES	39,306	1,056,496	2,587.87	24,088	1,203,752	4,897.31
MALAYSIA	10,890,242	2,315,540	-78.74	5,070,271	950,148	-81.26
MYANMAR (FORM. BURMA)	0	5,480,541	-	0	1,770,835	-
NEPAL	0	90,650	-	0	34,114	-
VIET NAM	276,000	17,429	-93.69	64,496	14,220	-77.95
INDIA	34,687,740	56,624,406	63.24	10,415,949	19,764,245	89.75
PAKISTAN	5,180,098	3,037,106	-41.37	1,364,409	493,639	-63.82
SRI LANKA	6,232	32	-99.49	2,131	215	-89.91
IRAN (ISLAMIC REPUBLIC OF)	310,190	127,840	-58.79	409,302	99,466	-75.70
KUWAIT	0	21,250	-	0	6,019	-
JORDAN	29,600	21,812	-26.31	25,911	16,949	-34.59
LEBANON	18,130	0	-100.00	7,438	0	-100.00
SYRIA ARAB REPUBLIC	0	51,840	-	0	35,088	-
TURKEY	2,971,828	2,554,119	-14.06	1,001,022	975,745	-2.53
EGYPT	97,200	46,489	-52.17	85,637	54,661	-36.17
ETHIOPIA	181,300	0	-100.00	64,362	0	-100.00
TANZANIA, UNITED REPUBLIC OF	5,575,428	3,650,000	-34.53	1,798,528	1,257,250	-30.10
MOZAMBIQUE	1,521,600	3,363,600	121.06	478,310	1,173,562	145.36
GHANA	252,000	0	-100.00	87,318	0	-100.00
NIGERIA	76,080	44,117	-42.01	109,876	53,382	-51.42
SENEGAL	1,041,669	0	-100.00	369,451	0	-100.00
DJIBOUTI	0	290,080	-	0	110,230	-
SOUTH AFRICA	1,936,356	6,057,438	212.83	990,306	2,419,872	144.36
MAURITIUS	0	700,088	-	0	239,780	-
AUSTRALIA	354,149	384,265	8.50	468,800	453,524	-3.26
NEW ZEALAND	0	4,530	-	0	2,898	-
UNITED STATES	9,613,690	11,026,131	14.69	12,492,908	9,908,095	-20.69
CANADA	28,800	43,420	50.76	24,048	37,233	54.83
MEXICO	24,000	125,600	423.33	38,169	120,629	216.04
ARGENTINA	245,536	299,174	21.85	339,355	290,730	-14.33
BRAZIL	3,638,650	4,341,600	19.32	4,759,343	4,463,636	-6.21
JAMAICA	0	1,282	-	0	1,250	-
NETHERLANDS ANTILLES	2,080,000	0	-100.00	603,200	0	-100.00
UNITED KINGDOM	935,663	7,833,204	737.18	1,095,062	3,098,668	182.97
NETHERLANDS	40,262,919	65,307,438	62.20	20,232,746	28,785,597	42.27
FRANCE	0	40,460	-	0	49,824	-
GERMANY, FED. REP. OF	4,522,860	5,783,250	27.87	1,932,817	3,019,561	56.23
BELGIUM	960,792	125,004	-86.99	841,293	151,292	-82.02
DENMARK	4,500,000	500,000	-88.89	1,449,000	171,250	-88.18
ITALY	1,185,854	1,209,490	1.99	893,668	967,389	8.25
SPAIN	19,470,156	21,071,915	8.23	6,373,620	7,379,619	15.78

TABEL 5. PERKEMBANGAN EKSPOR INDONESIA MENURUT KOMODITI DAN NEGARA TUJUAN

JENIS BARANG	BERAT BERSIH (KG)		PERUB	NILAI FOB (US \$)		PERUB
	JAN-MEI 2005	JAN-MEI 2006	%	JAN-MEI 2005	JAN-MEI 2006	%
(1)	(2)	(3)	(4)	(5)	(6)	(7)
PORTUGAL	0	14,500	-	0	7,387	-
GREECE	24,000	0	-100.00	36,080	0	-100.00
HUNGARY	17,620	20,299	15.20	28,017	25,132	-10.30
-ALAT LISTRIK	185,300,592	206,102,002	11.23	1,690,037,537	1,740,789,846	3.00
JAPAN	21,843,416	23,251,700	6.45	270,492,056	300,889,204	11.24
HONG KONG	3,408,579	3,952,560	15.96	67,194,192	73,216,976	8.96
KOREA, DEMOCRATIC PEOPLE'S	11	420	3,718.18	900	14,237	1,481.89
KOREA, REPUBLIC OF	2,746,698	3,254,230	18.48	27,775,308	40,349,729	45.27
TAIWAN	2,098,911	2,376,710	13.24	21,332,922	22,483,182	5.39
CHINA	5,346,750	6,276,649	17.39	43,548,685	45,770,528	5.10
MONGOLIA	1,303	0	-100.00	4,528	0	-100.00
MACAU	0	130	-	0	2,100	-
PAPUA NEW GUINEA	1,402,092	1,642,362	17.14	1,946,722	2,359,605	21.21
THAILAND	10,421,081	8,466,830	-18.75	56,934,466	49,770,975	-12.58
SINGAPORE	26,843,555	31,112,404	15.90	724,294,550	653,532,470	-9.77
PHILIPPINES	4,268,316	4,609,407	7.99	20,740,222	22,170,463	6.90
MALAYSIA	19,993,659	21,827,742	9.17	75,188,607	96,543,387	28.40
MYANMAR (FORM. BURMA)	262,663	78,470	-70.13	1,476,184	193,661	-86.88
CAMBODIA	16,370	2,023	-87.64	128,710	12,232	-90.50
BRUNEI DARUSSALAM	172,393	197,592	14.62	346,149	831,500	140.21
NEPAL	231,382	32,611	-85.91	467,669	45,218	-90.33
BHUTAN	415,179	0	-100.00	790,343	0	-100.00
VIET NAM	1,581,091	3,701,744	134.13	11,077,258	15,246,256	37.64
MALDIVES	27,476	33,606	22.31	39,052	79,423	103.38
INDIA	508,963	621,706	22.15	3,224,788	2,954,687	-8.38
PAKISTAN	872,421	833,208	-4.49	2,352,272	2,312,620	-1.69
BANGLADESH	1,001,684	112,541	-88.76	2,168,714	493,928	-77.22
SRI LANKA	456,746	589,039	28.96	1,409,624	1,607,233	14.02
AFGHANISTAN	169,090	174,864	3.41	283,120	297,099	4.94
IRAN (ISLAMIC REPUBLIC OF)	469,959	752,646	60.15	742,361	1,283,187	72.85
SAUDI ARABIA	2,260,437	4,124,872	82.48	6,216,671	7,039,185	13.23
KUWAIT	1,606,148	756,921	-52.87	2,373,342	1,330,940	-43.92
JORDAN	177,226	142,796	-19.43	403,557	423,113	4.85
LEBANON	738,497	554,151	-24.96	1,179,657	1,083,218	-8.18
YEMEN	1,193,596	633,040	-46.96	2,367,976	1,157,249	-51.13
OMAN	1,115,286	274,229	-75.41	3,181,771	505,594	-84.11
SYRIA ARAB REPUBLIC	21,463	15,508	-27.75	60,766	22,345	-63.23
TURKEY	4,624,894	9,815,001	112.22	11,340,500	23,820,042	110.04
UNITED ARAB EMIRATES	12,197,056	9,188,950	-24.66	22,090,310	21,517,376	-2.59
QATAR	1,064,115	1,226,669	15.28	3,154,211	3,904,028	23.77
BAHRAIN	130,650	92,093	-29.51	201,293	383,636	90.59
CYPRUS	350,807	217,238	-38.07	503,609	336,437	-33.19
EGYPT	1,603,046	1,440,665	-10.13	3,889,041	3,118,695	-19.81
LIBYAN ARAB JAMAHIRIYA	44,658	180,816	304.89	63,780	274,442	330.29
MOROCCO	271,084	4,629	-98.29	263,815	91,201	-65.43
TUNISIA	117,986	0	-100.00	378,300	0	-100.00
ALGERIA	38,330	109	-99.72	141,492	1,022	-99.28
SUDAN	3,764,265	4,236,345	12.54	5,785,839	6,890,273	19.09
ERITREA	118,792	23,850	-79.92	156,053	29,484	-81.11
ETHIOPIA	53,536	290,015	441.72	109,790	532,782	385.27
TANZANIA, UNITED REPUBLIC OF	151,736	476,391	213.96	219,065	771,245	252.06
MADAGASCAR	26,764	70,095	161.90	31,748	125,582	295.56
KENYA	259,938	459,893	76.92	541,712	1,029,864	90.11
REUNION	1,725	2,243	30.03	16,348	19,730	20.69
MOZAMBIQUE	400,307	101,046	-74.76	749,922	237,582	-68.32
EQUATORIAL GUINEA	137,145	97,173	-29.15	200,423	136,176	-32.06
TOGO	2	7,812	390,500.00	32	14,156	44,137.50
GHANA	710,415	851,009	19.79	1,073,517	1,464,533	36.42
LIBERIA	21,713	20,681	-4.75	33,825	37,478	10.80
GUINEA	19,098	61,984	224.56	28,752	67,884	136.10
ANGOLA	128,182	242,827	89.44	194,900	403,073	106.81
CONGO	22,244	0	-100.00	33,728	0	-100.00
CAMEROON	161,700	114,569	-29.15	169,751	190,255	12.08
NIGERIA	1,504,472	1,734,424	15.28	2,445,234	3,217,761	31.59
SIERRA LEONE	0	20,488	-	0	38,096	-
GABON	15,700	4,083	-73.99	195,052	11,103	-94.31
COTE D'IVOIRE	91,747	116,227	26.68	141,296	203,946	44.34
SENEGAL	481,317	95,282	-80.20	1,863,945	136,787	-92.66
MAURITANIA	48,600	0	-100.00	60,480	0	-100.00
MALI	65,043	65,075	0.05	62,416	51,958	-16.76
BENIN	357	223,510	62,507.84	1,600	399,473	24,867.06
GAMBIA	0	20,936	-	0	37,417	-
SEYCHELLES	20,553	1,321	-93.57	53,713	2,906	-94.59
DJIBOUTI	208,011	822,021	295.18	328,132	1,503,919	358.33
SAINT HELENA	10,059	0	-100.00	150,513	0	-100.00
SWAZILAND	244	1,993	716.80	2,322	22,802	882.00

TABEL 5. PERKEMBANGAN EKSPOR INDONESIA MENURUT KOMODITI DAN NEGARA TUJUAN

JENIS BARANG	BERAT BERSIH (KG)		PERUB	NILAI FOB (US \$)		PERUB
	JAN-MEI 2005	JAN-MEI 2006	%	JAN-MEI 2005	JAN-MEI 2006	%
(1)	(2)	(3)	(4)	(5)	(6)	(7)
SOUTH AFRICA	1,359,897	1,083,321	-20.34	3,642,802	3,287,991	-9.74
ZIMBABWE	1,985	6,492	227.05	3,200	17,884	458.88
COMOROS	500	0	-100.00	30,808	0	-100.00
BURUNDI	18,057	0	-100.00	27,224	0	-100.00
MAURITIUS	12,807	59,329	363.25	29,618	301,824	919.06
VIRGIN ISLANDS (BRITISH)	43	142	230.23	633	2,184	245.02
AUSTRALIA	3,781,779	5,622,720	48.68	29,038,247	32,484,927	11.87
NEW ZEALAND	940,949	1,426,007	51.55	5,052,388	9,511,207	88.25
NEW CALEDONIA	690	2,472	258.26	6,546	16,830	157.10
VANUATU	63,418	38,587	-39.15	102,691	62,803	-38.84
AMERICAN SAMOA	43	0	-100.00	562	0	-100.00
COOK ISLANDS	0	1,095	-	0	500	-
FIJI	212,068	147,749	-30.33	408,777	339,266	-17.00
MARSHALL ISLANDS	525	0	-100.00	5,810	0	-100.00
SAMOA	41,758	261,919	527.23	267,490	1,309,823	389.67
SOLOMON ISLANDS	185,017	242,461	31.05	256,552	344,760	34.38
TONGA	14,360	18,393	28.08	24,171	35,049	45.00
TUVALU	0	59,785	-	0	247,000	-
EAST TIMOR	19,279	39,838	106.64	97,332	96,765	-0.58
UNITED STATES	15,100,484	17,401,792	15.24	127,106,426	131,764,707	3.66
CANADA	531,624	707,656	33.11	2,227,833	2,602,376	16.81
MEXICO	1,614,527	2,070,695	28.25	7,812,446	7,505,435	-3.93
GUATEMALA	48,834	198,770	307.03	100,210	440,134	339.21
HONDURAS	319	0	-100.00	5,822	0	-100.00
NICARAGUA	95,093	128,720	35.36	1,015,042	542,866	-46.52
PANAMA	66,381	97,366	46.68	125,580	274,721	118.76
CUBA	52,058	12,875	-75.27	81,493	31,110	-61.82
SURINAME	43,818	109,958	150.94	46,206	204,774	343.18
CHILE	738,834	1,135,158	53.64	1,160,912	1,987,926	71.24
VENEZUELA	193,626	281,427	45.35	405,469	809,757	99.71
ARGENTINA	693,102	327,689	-52.72	1,501,064	1,323,126	-11.85
BRAZIL	219,465	483,174	120.16	1,098,560	3,280,982	198.66
COLOMBIA	369,457	543,827	47.20	868,985	1,216,749	40.02
URUGUAY	3,315	3,950	19.16	11,783	19,850	68.46
PARAGUAY	17,366	212,831	1,125.56	109,219	304,115	178.45
ECUADOR	481,381	412,924	-14.22	787,103	705,245	-10.40
PERU	65,700	92,579	40.91	276,100	311,924	12.98
GUYANA	0	66,823	-	0	200,000	-
TRINIDAD AND TOBAGO	104,289	68,881	-33.95	168,544	141,264	-16.19
BAHAMAS	33,081	0	-100.00	120,051	0	-100.00
JAMAICA	42,988	0	-100.00	64,883	0	-100.00
PUERTO RICO	53,568	9,904	-81.51	88,592	271,913	206.93
DOMINICAN REPUBLIC	235,270	491,541	108.93	396,599	709,303	78.85
EL SALVADOR	21,861	0	-100.00	29,975	0	-100.00
COSTA RICA	5,510	154,713	2,707.86	41,055	279,107	579.84
HAITI	233,851	187,359	-19.88	359,792	254,847	-29.17
ARUBA	0	17,536	-	0	23,180	-
CAPE VERDE	23,189	21,602	-6.84	42,805	44,355	3.62
DOMINICA	20,611	0	-100.00	31,477	0	-100.00
FRENCH GUIANA	353	0	-100.00	735	0	-100.00
FRENCH POLYNESIA	28,097	5,692	-79.74	73,287	21,962	-70.03
NETHERLANDS ANTILLES	36,699	113	-99.69	253,114	279	-99.89
GUADELOUPE	4,072	0	-100.00	6,751	0	-100.00
UNITED KINGDOM	2,120,583	2,418,668	14.06	8,720,435	9,248,917	6.06
NETHERLANDS	1,719,566	2,104,661	22.39	10,481,680	12,213,516	16.52
FRANCE	1,489,262	1,440,606	-3.27	22,681,703	28,283,078	24.70
GERMANY, FED. REP. OF	863,437	2,292,976	165.56	16,548,721	23,534,790	42.22
AUSTRIA	1,954	30,260	1,448.62	81,420	374,444	359.89
BELGIUM	2,990,670	3,092,907	3.42	6,716,355	8,077,887	20.27
SWITZERLAND	29,327	43,502	48.33	112,854	379,985	236.70
LUXEMBOURG	12	0	-100.00	72	0	-100.00
DENMARK	31,118	16,129	-48.17	448,396	223,946	-50.06
NORWAY	44,663	88,001	97.03	193,840	523,739	170.19
SWEDEN	100,257	110,775	10.49	159,955	3,352,837	1,996.11
FINLAND	64,159	110,868	72.80	275,404	1,666,287	505.03
IRELAND	99,693	22,527	-77.40	152,412	120,399	-21.00
ITALY	1,405,955	1,575,587	12.07	4,121,950	10,444,558	153.39
SPAIN	1,830,904	2,991,458	63.39	6,585,253	12,135,570	84.28
PORTUGAL	13,180	6,790	-48.48	69,841	30,303	-56.61
GREECE	1,202,815	1,383,193	15.00	1,974,586	2,506,037	26.91
ANDORRA	0	3,227	-	0	44,353	-
CZECHOSLOVAKIA	224,860	304,068	35.23	354,756	538,874	51.90
HUNGARY	119,752	154,690	29.18	2,617,677	3,117,699	19.10
POLAND	83,989	427,237	408.68	795,358	2,143,396	169.49
ROMANIA	248	1,589	540.73	13,600	9,318	-31.49
BULGARIA	0	2,433	-	0	75,152	-

TABEL 5. PERKEMBANGAN EKSPOR INDONESIA MENURUT KOMODITI DAN NEGARA TUJUAN

JENIS BARANG	BERAT BERSIH (KG)		PERUB	NILAI FOB (US \$)		PERUB
	JAN-MEI 2005	JAN-MEI 2006	%	JAN-MEI 2005	JAN-MEI 2006	%
(1)	(2)	(3)	(4)	(5)	(6)	(7)
YUGOSLAVIA	0	1	-	0	36	-
ARMENIA	0	20,070	-	0	31,908	-
BELARUS	75	0	-100.00	21,103	0	-100.00
KAZAKHSTAN	5	0	-100.00	39,188	0	-100.00
UKRAINE	18	6,779	37,561.11	1,433	361,325	25,114.58
LITHUANIA	186	20,204	10,762.37	16	37,978	237,262.50
LATVIA	805,629	0	-100.00	2,180,747	0	-100.00
GEORGIA	92,797	58,800	-36.64	211,860	139,315	-34.24
MALTA	2,958	2,486	-15.96	11,868	11,655	-1.79
SLOVAKIA	692,861	40,217	-94.20	10,047,105	761,801	-92.42
CZECH REPUBLIC	97,910	163,144	66.63	217,594	523,401	140.54
SOUTH GEORGIA AND THE SOUTH SA	0	23	-	0	787	-
FAEROE ISLANDS	16,630	0	-100.00	204,057	0	-100.00
RUSSIA FEDERATION	784,389	182,087	-76.79	2,163,933	1,501,047	-30.63
-DIODE TRANSISTOR	616,165	510,930	-17.08	49,388,654	49,703,062	0.64
JAPAN	64,524	73,170	13.40	21,647,889	22,216,048	2.62
HONG KONG	59,803	61,336	2.56	4,450,713	6,329,163	42.21
KOREA, REPUBLIC OF	15,450	11,115	-28.06	230,212	43,610	-81.06
TAIWAN	21,376	13,833	-35.29	1,014,722	1,036,678	2.16
CHINA	6,598	10,495	59.06	729,642	1,155,746	58.40
THAILAND	1,076	1,051	-2.32	5,750	11,626	102.19
SINGAPORE	441,621	303,783	-31.21	20,613,706	16,713,368	-18.92
PHILIPPINES	991	222	-77.60	54,489	23,286	-57.26
MALAYSIA	1,193	23,515	1,871.08	172,233	371,059	115.44
BRUNEI DARUSSALAM	0	1	-	0	11	-
VIET NAM	6	2	-66.67	66	3,066	4,545.45
INDIA	24	526	2,091.67	375	2,757	635.20
PAKISTAN	85	111	30.59	425	579	36.24
SRI LANKA	378	296	-21.69	935	1,466	56.79
SOUTH AFRICA	1	0	-100.00	1	0	-100.00
UNITED STATES	1,793	4,142	131.01	244,852	446,141	82.21
BRAZIL	0	780	-	0	21,292	-
UNITED KINGDOM	0	1	-	0	128	-
FRANCE	28	0	-100.00	24,401	0	-100.00
GERMANY, FED. REP. OF	1,210	6,411	429.83	157,366	1,134,111	620.68
BELGIUM	2	2	0.00	1,582	929	-41.28
DENMARK	0	10	-	0	934	-
FINLAND	0	53	-	0	184,011	-
SLOVAKIA	0	75	-	0	7,053	-
RUSSIA FEDERATION	6	0	-100.00	39,295	0	-100.00
-AUDIO VISUAL	70,661,641	64,649,977	-8.51	1,201,849,647	1,023,140,928	-14.87
JAPAN	5,352,012	2,486,710	-53.54	129,114,800	57,516,080	-55.45
HONG KONG	749,614	2,049,382	173.39	34,669,905	68,255,695	96.87
KOREA, DEMOCRATIC PEOPLE'S	0	865	-	0	30,629	-
KOREA, REPUBLIC OF	625,465	652,026	4.25	35,703,958	34,623,990	-3.02
TAIWAN	509,523	203,048	-60.15	5,639,874	3,686,775	-34.63
CHINA	377,527	590,674	56.46	13,686,246	18,948,571	38.45
PAPUA NEW GUINEA	3,987	37,382	837.60	25,863	186,063	619.42
THAILAND	1,961,412	1,568,097	-20.05	17,756,699	14,714,874	-17.13
SINGAPORE	16,676,692	21,011,213	25.99	184,909,816	210,389,403	13.78
PHILIPPINES	1,155,590	921,106	-20.29	9,857,482	7,301,948	-25.92
MALAYSIA	2,150,400	1,734,946	-19.32	32,304,196	25,028,524	-22.52
MYANMAR (FORM. BURMA)	72,205	65,442	-9.37	283,327	156,218	-44.86
CAMBODIA	0	9,869	-	0	307,973	-
BRUNEI DARUSSALAM	0	983	-	0	5,912	-
LAO PEOPLE'S DEMOCRATIC	2,911	0	-100.00	34,161	0	-100.00
NEPAL	0	467	-	0	2,342	-
VIET NAM	480,254	914,955	90.51	3,123,549	21,110,867	575.86
MALDIVES	576	0	-100.00	2,511	0	-100.00
INDIA	238,490	341,993	43.40	2,523,937	5,966,726	136.41
PAKISTAN	70,514	55,550	-21.22	570,520	343,738	-39.75
BANGLADESH	69,999	59,162	-15.48	305,606	216,496	-29.16
SRI LANKA	214,174	61,475	-71.30	742,383	280,129	-62.27
IRAQ	0	1	-	0	25	-
IRAN (ISLAMIC REPUBLIC OF)	622,551	73,337	-88.22	6,046,638	2,055,825	-66.00
SAUDI ARABIA	1,319,567	1,257,937	-4.67	8,522,758	8,215,502	-3.61
KUWAIT	302,358	350,845	16.04	2,060,046	3,045,653	47.84
JORDAN	188,743	214,653	13.73	813,278	1,149,394	41.33
LEBANON	83,655	27,795	-66.77	471,333	116,490	-75.28
YEMEN	123,980	89,582	-27.74	318,025	286,177	-10.01
OMAN	206,785	236,746	14.49	1,286,949	1,511,210	17.43
SYRIA ARAB REPUBLIC	45,020	85,434	89.77	102,160	190,358	86.33
TURKEY	164,454	189,738	15.37	5,173,969	6,634,577	28.23
UNITED ARAB EMIRATES	5,461,856	3,726,948	-31.76	36,436,967	33,478,733	-8.12
QATAR	83,761	107,603	28.46	622,186	739,836	18.91
BAHRAIN	28,728	6,015	-79.06	123,518	24,480	-80.18

TABEL 5. PERKEMBANGAN EKSPOR INDONESIA MENURUT KOMODITI DAN NEGARA TUJUAN

JENIS BARANG	BERAT BERSIH (KG)		PERUB	NILAI FOB (US \$)		PERUB
	JAN-MEI 2005	JAN-MEI 2006	%	JAN-MEI 2005	JAN-MEI 2006	%
(1)	(2)	(3)	(4)	(5)	(6)	(7)
CYPRUS	448	1,611	259.60	12,229	37,519	206.80
EGYPT	280,747	217,873	-22.40	1,663,924	3,931,097	136.25
LIBYAN ARAB JAMAHIRIYA	14,475	111,131	667.74	114,133	500,804	338.79
MOROCCO	172,278	82,260	-52.25	878,984	580,081	-34.01
TUNISIA	39,937	12,441	-68.85	359,700	120,660	-66.46
ALGERIA	16,058	0	-100.00	216,160	0	-100.00
SUDAN	63,810	38,220	-40.10	168,838	115,978	-31.31
ERITREA	0	951	-	0	33,524	-
LESOTHO	4,660	0	-100.00	75,600	0	-100.00
NAMIBIA	100	0	-100.00	250	0	-100.00
ETHIOPIA	118,952	61,003	-48.72	317,895	152,975	-51.88
TANZANIA, UNITED REPUBLIC OF	20,460	0	-100.00	125,811	0	-100.00
KENYA	33,569	0	-100.00	177,713	0	-100.00
MOZAMBIQUE	92,648	0	-100.00	453,922	0	-100.00
EQUATORIAL GUINEA	0	2,767	-	0	6,791	-
TOGO	0	294	-	0	186	-
GHANA	177,875	169,691	-4.60	4,495,473	619,703	-86.21
LIBERIA	0	3,352	-	0	13,525	-
GUINEA	50,664	38,361	-24.28	163,800	88,056	-46.24
ANGOLA	54,622	19,693	-63.95	112,855	22,446	-80.11
CONGO	0	4,399	-	0	22,090	-
NIGERIA	380,682	751,262	97.35	1,186,106	2,218,175	87.01
COTE D'IVOIRE	11,499	19,800	72.19	34,225	85,206	148.96
SENEGAL	7,501	0	-100.00	216,694	0	-100.00
MAURITANIA	34,595	58,943	70.38	85,725	163,706	90.97
BENIN	6,173	2,860	-53.67	27,650	7,860	-71.57
SEYCHELLES	204	754	269.61	165	3,181	1,827.88
NIGER	135,499	0	-100.00	346,971	0	-100.00
DJIBOUTI	24,817	18,770	-24.37	72,932	106,145	45.54
SAO TOME AND PRINCIPE	5,966	4,508	-24.44	28,493	3,500	-87.72
SOUTH AFRICA	392,675	498,278	26.89	3,455,084	4,790,518	38.65
ZIMBABWE	55,000	0	-100.00	146,558	0	-100.00
ZAMBIA	60,528	14,580	-75.91	390,986	66,628	-82.96
MAURITIUS	49,812	45,868	-7.92	377,470	286,127	-24.20
AUSTRALIA	1,033,621	979,662	-5.22	10,220,949	14,374,969	40.64
NEW ZEALAND	330,691	326,782	-1.18	2,333,259	3,240,646	38.89
NEW CALEDONIA	985	14	-98.58	5,780	279	-95.17
NORTHERN MARIANA ISLANDS	2,514	0	-100.00	10,368	0	-100.00
VANUATU	3,718	1,454	-60.89	24,413	12,726	-47.87
FIJI	17,709	12,034	-32.05	84,586	47,106	-44.31
SAMOA	0	23	-	0	284	-
TONGA	4,850	32	-99.34	14,012	407	-97.10
CHRISTMAS ISLANDS	0	65	-	0	500	-
EAST TIMOR	105,677	262,079	148.00	219,711	4,786,890	2,078.72
UNITED STATES	11,302,875	6,832,272	-39.55	373,372,760	179,572,594	-51.91
CANADA	334,559	220,927	-33.96	8,918,430	8,539,669	-4.25
MEXICO	1,147,028	530,465	-53.75	7,561,842	6,743,116	-10.83
GUATEMALA	10	11,741	117,310.00	982	88,971	8,960.18
PANAMA	137,997	104,469	-24.30	3,514,348	2,014,702	-42.67
CHILE	52,038	24,109	-53.67	764,229	428,854	-43.88
VENEZUELA	10	236	2,260.00	982	60,766	6,087.98
ARGENTINA	720	42,745	5,836.81	11,332	1,437,211	12,582.77
BRAZIL	354,156	316,618	-10.60	6,218,852	7,746,277	24.56
COLOMBIA	80,027	4,746	-94.07	2,238,048	160,703	-92.82
BOLIVIA	0	3,618	-	0	97,391	-
URUGUAY	486	28,429	5,749.59	13,658	52,307	282.98
ECUADOR	0	1,580	-	0	13,682	-
PERU	5,006	14,486	189.37	379,271	651,589	71.80
PUERTO RICO	7,498	4,144	-44.73	736,492	521,353	-29.21
EL SALVADOR	10	14	40.00	982	3,262	232.18
COSTA RICA	10	198	1,880.00	982	49,579	4,948.78
CAPE VERDE	0	535	-	0	1,638	-
FRENCH GUIANA	0	7,478	-	0	33,667	-
FRENCH POLYNESIA	2,944	0	-100.00	14,080	0	-100.00
MARTINIQUE	0	26,204	-	0	84,325	-
NETHERLANDS ANTILLES	785	1,069	36.18	150,344	86,119	-42.72
GUADELOUPE	0	26,345	-	0	84,704	-
UNITED KINGDOM	1,718,600	1,470,097	-14.46	19,451,855	10,976,911	-43.57
NETHERLANDS	755,481	1,048,555	38.79	29,330,682	44,895,217	53.07
FRANCE	637,955	359,881	-43.59	7,858,738	4,360,008	-44.52
GERMANY, FED. REP. OF	1,313,138	1,378,474	4.98	56,038,401	36,680,780	-34.54
AUSTRIA	109,502	11,796	-89.23	2,729,820	339,753	-87.55
BELGIUM	3,411,136	3,881,669	13.79	69,292,638	84,353,701	21.74
SWITZERLAND	1,891	11,589	512.85	114,823	321,257	179.78
DENMARK	27,221	62,607	130.00	684,719	934,254	36.44
NORWAY	5,245	11,153	112.64	7,273	14,194	95.16

TABEL 5. PERKEMBANGAN EKSPOR INDONESIA MENURUT KOMODITI DAN NEGARA TUJUAN

JENIS BARANG	BERAT BERSIH (KG)		PERUB	NILAI FOB (US \$)		PERUB
	JAN-MEI 2005	JAN-MEI 2006	%	JAN-MEI 2005	JAN-MEI 2006	%
(1)	(2)	(3)	(4)	(5)	(6)	(7)
SWEDEN	66,567	118,176	77.53	758,070	2,991,014	294.56
FINLAND	2,062,296	1,627,039	-21.11	15,610,079	28,727,898	84.03
IRELAND	19,018	279	-98.53	90,587	6,194	-93.16
ITALY	502,500	489,939	-2.50	11,955,449	11,121,992	-6.97
SPAIN	482,774	295,583	-38.77	6,321,829	5,212,414	-17.55
PORTUGAL	2,104	235	-88.83	10,693	451	-95.78
GREECE	60,266	29,434	-51.16	538,636	216,270	-59.85
ANDORRA	96	1,991	1,973.96	558	27,366	4,804.30
CZECHOSLOVAKIA	57,146	7,980	-86.04	203,872	33,976	-83.33
HUNGARY	412,441	287,114	-30.39	1,176,424	1,194,802	1.56
POLAND	90,409	47,966	-46.95	1,764,903	1,365,540	-22.63
ROMANIA	8,170	18,109	121.65	701,547	2,861,256	307.85
BULGARIA	28,837	53,042	83.94	388,021	769,518	98.32
YUGOSLAVIA	0	11,575	-	0	365,388	-
ARMENIA	0	4,224	-	0	127,613	-
UKRAINE	547,318	442,242	-19.20	2,029,156	1,792,732	-11.65
LITHUANIA	0	1	-	0	8	-
LATVIA	0	69	-	0	23,820	-
ESTONIA	0	15,025	-	0	76,195	-
CROATIA	1,998	9,385	369.72	52,064	265,159	409.29
SLOVAKIA	7,542	8,024	6.39	88,622	111,049	25.31
SLOVENIA	0	5,089	-	0	138,175	-
CZECH REPUBLIC	13,969	80,756	478.11	262,780	1,983,244	654.72
RUSSIA FEDERATION	1,743,040	1,764,657	1.24	8,637,710	9,418,799	9.04
-FOTOGRAFI DAN OPTIK	1,232,568	1,423,149	15.46	49,630,154	80,501,180	62.20
JAPAN	148,697	55,366	-62.77	7,779,888	5,583,346	-28.23
HONG KONG	11,186	18,616	66.42	418,744	1,792,185	327.99
KOREA, REPUBLIC OF	5,462	5,404	-1.06	149,685	161,331	7.78
TAIWAN	18,682	10,365	-44.52	3,601,707	1,670,457	-53.62
CHINA	1,242	12,814	931.72	139,118	2,958,488	2,026.60
THAILAND	85,490	28,576	-66.57	258,863	259,208	0.13
SINGAPORE	120,501	650,388	439.74	1,738,125	45,604,186	2,523.76
PHILIPPINES	522	717	37.36	74,786	74,514	-0.36
MALAYSIA	10,661	6,948	-34.83	1,312,345	242,255	-81.54
MYANMAR (FORM. BURMA)	0	39	-	0	8,342	-
VIET NAM	2,797	3,057	9.30	286,566	154,483	-46.09
INDIA	27,551	37,021	34.37	481,525	694,597	44.25
PAKISTAN	451	7,063	1,466.08	2,526	30,762	1,117.81
BANGLADESH	4,054	1,648	-59.35	39,560	8,744	-77.90
SRI LANKA	0	1,347	-	0	26,115	-
IRAN (ISLAMIC REPUBLIC OF)	0	161	-	0	1,204	-
SAUDI ARABIA	3,009	290	-90.36	142,457	2,447	-98.28
KUWAIT	0	10	-	0	171	-
LEBANON	489	364	-25.56	6,219	14,157	127.64
OMAN	2,657	0	-100.00	15,250	0	-100.00
SYRIA ARAB REPUBLIC	1,620	352	-78.27	10,790	4,827	-55.26
TURKEY	2,453	54	-97.80	41,762	10,149	-75.70
UNITED ARAB EMIRATES	8,984	2,876	-67.99	118,314	122,571	3.60
CYPRUS	321	0	-100.00	1,350	0	-100.00
EGYPT	4,866	463	-90.48	45,729	751	-98.36
LIBYAN ARAB JAMAHIRIYA	30	0	-100.00	2,222	0	-100.00
ALGERIA	101	0	-100.00	1,500	0	-100.00
KENYA	141	0	-100.00	4,801	0	-100.00
CAMEROON	164	0	-100.00	4,017	0	-100.00
NIGERIA	90	205	127.78	150	173	15.33
SOUTH AFRICA	7,623	32	-99.58	117,075	605	-99.48
MAURITIUS	43	134	211.63	756	2,841	275.79
AUSTRALIA	4,072	1,320	-67.58	236,934	43,729	-81.54
NEW ZEALAND	0	141	-	0	2,272	-
VANUATU	0	763	-	0	9,453	-
SOLOMON ISLANDS	0	771	-	0	2,166	-
EAST TIMOR	29,500	0	-100.00	47,045	0	-100.00
UNITED STATES	499,925	452,037	-9.58	21,568,066	13,602,471	-36.93
CANADA	11,580	2,434	-78.98	812,241	393,343	-51.57
MEXICO	1,622	4,131	154.69	22,166	30,419	37.23
VENEZUELA	289	1,319	356.40	9,647	60,175	523.77
ARGENTINA	0	1,158	-	0	15,390	-
BRAZIL	11,808	6,853	-41.96	110,488	180,295	63.18
COLOMBIA	4,004	4,869	21.60	75,671	108,439	43.30
ECUADOR	2,832	0	-100.00	93,810	0	-100.00
PERU	1,368	2,178	59.21	16,162	26,669	65.01
PUERTO RICO	28	0	-100.00	439	0	-100.00
DOMINICAN REPUBLIC	315	2,920	826.98	12,765	68,436	436.12
COSTA RICA	0	1,341	-	0	19,964	-
FRENCH POLYNESIA	547	0	-100.00	1,174	0	-100.00
NETHERLANDS ANTILLES	271	0	-100.00	29,886	0	-100.00

TABEL 5. PERKEMBANGAN EKSPOR INDONESIA MENURUT KOMODITI DAN NEGARA TUJUAN

JENIS BARANG	BERAT BERSIH (KG)		PERUB	NILAI FOB (US \$)		PERUB
	JAN-MEI 2005	JAN-MEI 2006	%	JAN-MEI 2005	JAN-MEI 2006	%
(1)	(2)	(3)	(4)	(5)	(6)	(7)
UNITED KINGDOM	37,694	28,217	-25.14	471,025	652,417	38.51
NETHERLANDS	1,236	1,084	-12.30	274,940	139,036	-49.43
FRANCE	454	341	-24.89	45,779	8,004	-82.52
GERMANY, FED. REP. OF	138,621	62,514	-54.90	8,512,068	5,472,326	-35.71
BELGIUM	3	0	-100.00	150	0	-100.00
LUXEMBOURG	80	268	235.00	30,031	44,828	49.27
DENMARK	0	431	-	0	4,200	-
FINLAND	63	53	-15.87	2,180	7,177	229.22
ITALY	2,500	469	-81.24	68,342	12,170	-82.19
SPAIN	2,361	2,106	-10.80	236,688	123,638	-47.76
PORTUGAL	0	45	-	0	556	-
MONTSERRAT	3,776	0	-100.00	58,613	0	-100.00
GREECE	47	229	387.23	598	3,437	474.75
VATICAN CITY STATE (HOLY SEE)	44	0	-100.00	1,980	0	-100.00
HUNGARY	822	239	-70.92	12,681	5,285	-58.32
ROMANIA	64	38	-40.63	16,622	11,614	-30.13
BULGARIA	5,030	0	-100.00	47,271	0	-100.00
YUGOSLAVIA	1,560	39	-97.50	14,809	15,845	7.00
SLOVAKIA	122	159	30.33	2,745	3,454	25.83
SLOVENIA	0	372	-	0	5,063	-
FAEROE ISLANDS	43	0	-100.00	1,308	0	-100.00
-ALAT UKUR	144,569	137,724	-4.73	5,870,812	3,652,558	-37.78
JAPAN	809	246	-69.59	835,564	38,436	-95.40
HONG KONG	324	266	-17.90	157	35,110	22,263.06
CHINA	471	768	63.06	173,051	1,191	-99.31
PAPUA NEW GUINEA	0	927	-	0	1,191	-
THAILAND	2,670	642	-75.96	37,964	162,826	328.90
SINGAPORE	59,175	102,492	73.20	1,473,197	1,824,944	23.88
PHILIPPINES	1,040	24	-97.69	1,558	150	-90.37
MALAYSIA	14,793	6,111	-58.69	321,451	60,894	-81.06
BRUNEI DARUSSALAM	175	20	-88.57	18,010	500	-97.22
VIET NAM	9,661	0	-100.00	138,176	0	-100.00
INDIA	20,296	0	-100.00	353,719	0	-100.00
PAKISTAN	310	144	-53.55	34,523	1,441	-95.83
YEMEN	6,512	0	-100.00	83,258	0	-100.00
OMAN	0	200	-	0	689	-
UNITED ARAB EMIRATES	4,757	1,556	-67.29	317,895	205,963	-35.21
QATAR	200	85	-57.50	26,405	116,783	342.28
EGYPT	1,657	0	-100.00	482,838	0	-100.00
LIBYAN ARAB JAMAHIRIYA	820	0	-100.00	173,000	0	-100.00
SUDAN	3,250	0	-100.00	473,326	0	-100.00
GHANA	188	0	-100.00	126	0	-100.00
GUINEA	0	47	-	0	130	-
CONGO	0	93	-	0	1,140	-
RWANDA	0	208	-	0	4,455	-
AUSTRALIA	2,445	1,498	-38.73	229,527	32,926	-85.65
UNITED STATES	1,481	2,880	94.46	192,888	240,819	24.85
CANADA	240	0	-100.00	29,042	0	-100.00
COSTA RICA	3,056	0	-100.00	114,209	0	-100.00
FRENCH POLYNESIA	42	0	-100.00	2,175	0	-100.00
UNITED KINGDOM	25	2,029	8,016.00	2,000	168,465	8,323.25
NETHERLANDS	1,991	1,715	-13.86	80,493	87,545	8.76
FRANCE	0	1,104	-	0	105,682	-
GERMANY, FED. REP. OF	5,377	5,853	8.85	117,674	75,890	-35.51
DENMARK	0	35	-	0	4,597	-
NORWAY	0	694	-	0	49,757	-
SWEDEN	351	338	-3.70	19,880	25,363	27.58
IRELAND	0	1,860	-	0	138,616	-
GREECE	2,453	2,214	-9.74	138,706	150,964	8.84
UKRAINE	0	3,540	-	0	108,087	-
LITHUANIA	0	135	-	0	8,004	-
-LONCENG, ARLOJI DAN BAGIANNYA	2,274,696	2,311,211	1.61	23,561,302	29,443,748	24.97
JAPAN	96,503	88,586	-8.20	2,036,164	1,478,356	-27.40
HONG KONG	129,718	171,991	32.59	1,389,147	1,663,989	19.78
KOREA, REPUBLIC OF	2,918	16,686	471.83	95,309	189,729	99.07
TAIWAN	18,261	163,075	793.02	243,085	799,911	229.07
CHINA	3,064	11,659	280.52	68,437	176,346	157.68
MACAU	1,980	5,741	189.95	17,500	59,060	237.49
PAPUA NEW GUINEA	3,075	2,656	-13.63	6,872	10,992	59.95
THAILAND	31,344	54,549	74.03	935,806	613,328	-34.46
SINGAPORE	202,704	235,176	16.02	1,234,170	4,439,884	259.75
PHILIPPINES	169,934	47,674	-71.95	2,024,982	430,706	-78.73
MALAYSIA	125,638	251,236	99.97	1,866,504	1,705,159	-8.64
CAMBODIA	0	16,851	-	0	114,378	-
BRUNEI DARUSSALAM	170	3,729	2,093.53	2,550	60,250	2,262.75
BHUTAN	26,163	0	-100.00	177,389	0	-100.00

TABEL 5. PERKEMBANGAN EKSPOR INDONESIA MENURUT KOMODITI DAN NEGARA TUJUAN

JENIS BARANG	BERAT BERSIH (KG)		PERUB	NILAI FOB (US \$)		PERUB
	JAN-MEI 2005	JAN-MEI 2006	%	JAN-MEI 2005	JAN-MEI 2006	%
(1)	(2)	(3)	(4)	(5)	(6)	(7)
VIET NAM	20,489	101,830	397.00	226,568	1,130,022	398.76
MALDIVES	0	3,756	-	0	27,675	-
INDIA	393,123	199,877	-49.16	2,683,119	1,487,774	-44.55
PAKISTAN	0	1,623	-	0	28,964	-
SRI LANKA	50,522	1,329	-97.37	242,709	11,901	-95.10
IRAN (ISLAMIC REPUBLIC OF)	7	0	-100.00	25	0	-100.00
SAUDI ARABIA	1,744	1,258	-27.87	14,316	9,327	-34.85
KUWAIT	4,236	343	-91.90	70,423	8,505	-87.92
JORDAN	24	0	-100.00	238	0	-100.00
LEBANON	5,221	0	-100.00	73,136	0	-100.00
YEMEN	289	62,352	21,475.09	3,644	521,581	14,213.42
OMAN	2,970	5,940	100.00	34,659	65,408	88.72
TURKEY	386	2,058	433.16	6,673	2,004,191	29,934.33
UNITED ARAB EMIRATES	4,757	3,499	-26.45	110,048	285,477	159.41
QATAR	45	5,063	11,151.11	4,940	179,067	3,524.84
EGYPT	1,422	0	-100.00	50,100	0	-100.00
LIBYAN ARAB JAMAHIRIYA	294	0	-100.00	94,974	0	-100.00
MOROCCO	47,756	71,240	49.17	305,949	550,856	80.05
SUDAN	640	0	-100.00	21,836	0	-100.00
TANZANIA, UNITED REPUBLIC OF	0	6	-	0	1,438	-
MADAGASCAR	0	789	-	0	6,216	-
KENYA	45	0	-100.00	118	0	-100.00
REUNION	31	0	-100.00	41	0	-100.00
MOZAMBIQUE	20,299	0	-100.00	154,773	0	-100.00
TOGO	0	3,915	-	0	25,194	-
GUINEA	0	9,182	-	0	7,136	-
ANGOLA	6,165	0	-100.00	43,069	0	-100.00
CAMEROON	29,000	37,189	28.24	220,814	393,768	78.33
NIGERIA	863	453	-47.51	18,023	4,301	-76.14
GABON	0	977	-	0	8,638	-
COTE D'IVOIRE	82,199	29,866	-63.67	656,227	227,386	-65.35
SENEGAL	49,876	49,986	0.22	291,803	325,221	11.45
MALI	6,849	0	-100.00	58,790	0	-100.00
BENIN	2,720	0	-100.00	21,943	0	-100.00
BURKINA FASO	0	31,899	-	0	258,161	-
NIGER	0	6,525	-	0	55,593	-
CHAD	2,245	0	-100.00	20,148	0	-100.00
SOUTH AFRICA	44,337	48,250	8.83	310,696	96,486	-68.95
ZIMBABWE	855	0	-100.00	698	0	-100.00
MAURITIUS	3	0	-100.00	10	0	-100.00
AUSTRALIA	80,871	89,258	10.37	1,105,841	1,215,428	9.91
NEW ZEALAND	4,940	6,601	33.62	109,873	105,830	-3.68
FIJI	0	6,223	-	0	53,520	-
UNITED STATES	127,812	147,327	15.27	2,588,761	3,949,776	52.57
CANADA	1,393	3,464	148.67	25,615	49,350	92.66
MEXICO	5,919	16,728	182.62	98,106	286,055	191.58
PANAMA	0	659	-	0	10,055	-
CHILE	62,368	4,244	-93.20	127,797	72,339	-43.40
ARGENTINA	33	3	-90.91	999	82	-91.79
BRAZIL	486	10,873	2,137.24	38,894	176,680	354.26
URUGUAY	26,580	0	-100.00	42,452	0	-100.00
NETHERLANDS ANTILLES	37	0	-100.00	22	0	-100.00
UNITED KINGDOM	39,804	61,430	54.33	563,750	990,521	75.70
NETHERLANDS	618	792	28.16	22,713	25,930	14.16
FRANCE	4,883	10,076	106.35	87,385	113,582	29.98
GERMANY, FED. REP. OF	37,676	45,393	20.48	606,549	997,468	64.45
AUSTRIA	105	502	378.10	134,611	39,622	-70.57
BELGIUM	1,720	8	-99.53	5,992	14	-99.77
SWITZERLAND	64	111	73.44	2,055	3,379	64.43
DENMARK	34	139	308.82	20,000	6,000	-70.00
FINLAND	0	53	-	0	1,226	-
ITALY	213	935	338.97	14,369	22,661	57.71
SPAIN	2,981	2,146	-28.01	81,937	39,756	-51.48
PORTUGAL	274,715	149,555	-45.56	1,932,452	1,345,344	-30.38
GREECE	5	0	-100.00	248	0	-100.00
CZECHOSLOVAKIA	1,322	0	-100.00	4,480	0	-100.00
HUNGARY	671	565	-15.80	19,473	13,439	-30.99
ROMANIA	0	78	-	0	1,289	-
MOLDOVA, REPUBLIC OF	100	196	96.00	4,805	6,930	44.22
GEORGIA	7,250	4,350	-40.00	77,500	41,220	-46.81
SLOVAKIA	0	530	-	0	413,372	-
SOUTH GEORGIA AND THE SOUTH SA	0	1	-	0	14	-
REP. OF MACEDONIA	0	157	-	0	492	-
RUSSIA FEDERATION	1,212	0	-100.00	6,198	0	-100.00
-COKLAT OLAHAN	35,389,287	45,660,844	29.02	79,483,441	92,440,216	16.30
JAPAN	550,360	770,986	40.09	875,380	1,942,544	121.91

TABEL 5. PERKEMBANGAN EKSPOR INDONESIA MENURUT KOMODITI DAN NEGARA TUJUAN

JENIS BARANG	BERAT BERSIH (KG)		PERUB	NILAI FOB (US \$)		PERUB
	JAN-MEI 2005	JAN-MEI 2006	%	JAN-MEI 2005	JAN-MEI 2006	%
(1)	(2)	(3)	(4)	(5)	(6)	(7)
HONG KONG	102,391	70,833	-30.82	200,668	185,045	-7.79
KOREA, REPUBLIC OF	418,768	428,254	2.27	519,340	365,566	-29.61
TAIWAN	156,618	138,632	-11.48	1,393,053	272,053	-80.47
CHINA	631,612	1,496,049	136.86	646,424	880,024	36.14
PAPUA NEW GUINEA	1,541	9,314	504.41	3,841	9,212	139.83
THAILAND	445,707	868,154	94.78	814,614	1,762,831	116.40
SINGAPORE	843,651	804,546	-4.64	1,405,482	1,282,354	-8.76
PHILIPPINES	3,061,619	3,191,866	4.25	3,620,955	2,495,374	-31.09
MALAYSIA	678,131	1,365,484	101.36	991,282	1,616,514	63.07
CAMBODIA	8,100	13,700	69.14	11,700	18,640	59.32
BRUNEI DARUSSALAM	71,974	17,615	-75.53	181,404	40,522	-77.66
VIET NAM	3,143	78,163	2,386.89	7,804	99,822	1,179.11
MALDIVES	7,794	9,176	17.73	20,561	15,889	-22.72
INDIA	294,837	637,799	116.32	443,537	613,326	38.28
PAKISTAN	34,992	192,170	449.18	46,378	163,404	252.33
BANGLADESH	23,050	34,758	50.79	6,345	35,670	462.17
SRI LANKA	113,016	45,384	-59.84	144,458	55,587	-61.52
IRAN (ISLAMIC REPUBLIC OF)	380,995	448,999	17.85	415,180	398,240	-4.08
SAUDI ARABIA	49,147	7,425	-84.89	71,578	30,067	-57.99
KUWAIT	50,546	38,531	-23.77	112,293	80,484	-28.33
JORDAN	0	499	-	0	2,240	-
LEBANON	35,999	0	-100.00	19,715	0	-100.00
YEMEN	248,965	24,566	-90.13	297,858	30,580	-89.73
OMAN	19,140	0	-100.00	42,361	0	-100.00
SYRIA ARAB REPUBLIC	0	239,999	-	0	152,060	-
TURKEY	30,999	249,300	704.22	32,134	161,641	403.02
UNITED ARAB EMIRATES	645,802	947,966	46.79	2,030,104	3,363,240	65.67
QATAR	106	74	-30.19	960	311	-67.60
BAHRAIN	34,840	12,507	-64.10	77,238	28,631	-62.93
EGYPT	166,700	177,800	6.66	334,117	505,096	51.17
MOROCCO	0	525	-	0	525	-
ALGERIA	195,000	0	-100.00	156,900	0	-100.00
SUDAN	0	69	-	0	715	-
ERITREA	10,800	0	-100.00	16,065	0	-100.00
TANZANIA, UNITED REPUBLIC OF	8,049	0	-100.00	16,678	0	-100.00
MADAGASCAR	5,529	22,566	308.14	11,091	22,788	105.46
KENYA	25,775	50,516	95.99	72,690	162,703	123.83
TOGO	43,200	43,200	0.00	60,000	61,200	2.00
GUINEA	0	2,084	-	0	3,150	-
NIGERIA	1,289	0	-100.00	5,269	0	-100.00
COTE D'IVOIRE	9,419	0	-100.00	13,772	0	-100.00
MAURITANIA	40,300	14,400	-64.27	59,800	20,800	-65.22
CENTRAL AFRICAN REPUBLIC	0	23,000	-	0	8,510	-
SOUTH AFRICA	1,099,899	1,159,902	5.46	2,066,427	2,136,716	3.40
ZIMBABWE	31,663	0	-100.00	46,435	0	-100.00
MAURITIUS	250	2,462	884.80	250	6,444	2,477.60
AUSTRALIA	1,449,835	3,631,369	150.47	4,052,680	10,883,600	168.55
NEW ZEALAND	270,972	520,000	91.90	679,760	1,212,780	78.41
VANUATU	1,781	4,402	147.16	4,875	8,037	64.86
COOK ISLANDS	458	0	-100.00	327	0	-100.00
FIJI	33,906	28,324	-16.46	69,568	65,041	-6.51
SAMOA	0	684	-	0	3,821	-
SOLOMON ISLANDS	0	1,392	-	0	2,612	-
TONGA	2,167	9,592	342.64	2,763	14,834	436.88
EAST TIMOR	3,821	13,414	251.06	4,184	15,931	280.76
UNITED STATES	8,590,424	8,441,989	-1.73	28,962,935	27,427,759	-5.30
CANADA	200,000	200,522	0.26	640,000	701,289	9.58
MEXICO	216,000	793,200	267.22	275,760	475,575	72.46
ARGENTINA	46,497	0	-100.00	42,870	0	-100.00
BRAZIL	0	709,521	-	0	478,855	-
JAMAICA	8,686	8,777	1.05	22,982	22,703	-1.21
FRENCH POLYNESIA	3,972	1,660	-58.21	8,743	3,252	-62.80
UNITED KINGDOM	507,200	167,444	-66.99	905,781	406,435	-55.13
NETHERLANDS	1,980,040	2,915,950	47.27	6,821,654	10,229,058	49.95
FRANCE	2,800,000	3,283,999	17.29	10,266,617	11,780,888	14.75
GERMANY, FED. REP. OF	41,101	341,100	729.91	86,447	129,153	49.40
BELGIUM	1,347,321	1,946,800	44.49	3,818,999	6,515,437	70.61
SWITZERLAND	82,556	525	-99.36	93,686	8,663	-90.75
SWEDEN	0	9,054	-	0	22,892	-
SPAIN	3,772,800	8,036,230	113.00	2,372,042	2,484,565	4.74
GREECE	47,000	80,000	70.21	30,294	22,830	-24.64
HUNGARY	65,950	49,000	-25.70	63,215	28,519	-54.89
POLAND	15,998	16,000	0.01	12,050	6,120	-49.21
BULGARIA	2,407,587	321,624	-86.64	1,139,485	89,812	-92.12
UKRAINE	407,500	128,999	-68.34	574,330	91,356	-84.09
UZBEKISTAN	34,000	34,000	0.00	24,106	16,456	-31.73

TABEL 5. PERKEMBANGAN EKSPOR INDONESIA MENURUT KOMODITI DAN NEGARA TUJUAN

JENIS BARANG	BERAT BERSIH (KG)		PERUB	NILAI FOB (US \$)		PERUB
	JAN-MEI 2005	JAN-MEI 2006	%	JAN-MEI 2005	JAN-MEI 2006	%
(1)	(2)	(3)	(4)	(5)	(6)	(7)
LITHUANIA	14,000	264,000	1,785.71	16,800	211,200	1,157.14
LATVIA	27,999	0	-100.00	35,320	0	-100.00
ESTONIA	380,000	25,000	-93.42	1,113,142	10,625	-99.05
CROATIA	17,000	0	-100.00	14,135	0	-100.00
SLOVENIA	30,000	0	-100.00	35,250	0	-100.00
CZECH REPUBLIC	1,000	0	-100.00	500	0	-100.00
RUSSIA FEDERATION	0	37,000	-	0	39,600	-
-GULA TETES	56,024,550	180,319,019	221.86	4,283,658	17,203,628	301.61
JAPAN	11,000,001	6,000,000	-45.45	684,801	599,700	-12.43
HONG KONG	0	19,800	-	0	8,712	-
KOREA, REPUBLIC OF	11,388,620	80,362,349	605.64	626,374	8,606,640	1,274.04
TAIWAN	19,438,585	16,076,440	-17.30	1,312,854	1,341,403	2.17
SINGAPORE	31,190	31,343	0.49	14,981	19,072	27.31
MALAYSIA	45,285	77,486	71.11	22,028	20,854	-5.33
VIET NAM	6,201,250	70,033,986	1,029.35	921,600	5,903,764	540.60
MALDIVES	0	761	-	0	1,250	-
VANUATU	3,860	0	-100.00	3,706	0	-100.00
SOLOMON ISLANDS	746	0	-100.00	781	0	-100.00
UNITED KINGDOM	7,915,000	7,716,854	-2.50	696,520	702,233	0.82
NETHERLANDS	13	0	-100.00	13	0	-100.00
-KERUPUK UDANG	2,248,905	2,626,951	16.81	2,969,558	3,757,361	26.53
JAPAN	29,982	97,103	223.87	53,782	167,493	211.43
HONG KONG	21,594	61,278	183.77	40,462	85,513	111.34
KOREA, REPUBLIC OF	505,180	390,248	-22.75	699,302	560,675	-19.82
TAIWAN	26,408	27,317	3.44	26,036	25,700	-1.29
SINGAPORE	44,603	49,645	11.30	70,061	59,737	-14.74
MALAYSIA	178,848	131,830	-26.29	96,722	106,315	9.92
INDIA	0	443	-	0	867	-
SAUDI ARABIA	149,801	206,408	37.79	124,924	196,063	56.95
UNITED ARAB EMIRATES	31,960	16,976	-46.88	26,314	18,527	-29.59
AUSTRALIA	5,758	17,982	212.30	9,388	28,963	208.51
UNITED STATES	56,053	58,486	4.34	135,518	142,743	5.33
CANADA	4,000	2,036	-49.10	7,720	4,048	-47.56
UNITED KINGDOM	108,581	258,956	138.49	157,826	333,974	111.61
NETHERLANDS	966,483	1,054,386	9.10	1,355,004	1,641,732	21.16
FRANCE	82,750	133,044	60.78	139,809	229,253	63.98
BELGIUM	35,000	26,977	-22.92	24,690	19,062	-22.79
IRELAND	1,904	0	-100.00	2,000	0	-100.00
SPAIN	0	13,600	-	0	19,360	-
ROMANIA	0	80,236	-	0	117,336	-
-BUAH/SAYURAN OLAHAN	183,743,966	189,198,158	2.97	111,897,371	100,700,374	-10.01
JAPAN	6,365,724	6,882,018	8.11	5,915,338	5,747,679	-2.83
HONG KONG	639,028	1,229,044	92.33	867,410	1,787,058	106.02
KOREA, REPUBLIC OF	728,391	722,404	-0.82	604,147	531,577	-12.01
TAIWAN	1,836,128	3,105,254	69.12	1,157,292	1,151,777	-0.48
CHINA	1,269,963	5,152,581	305.73	413,582	776,584	87.77
PAPUA NEW GUINEA	2,490	700	-71.89	4,230	1,426	-66.29
THAILAND	94,894	371,264	291.24	118,229	81,805	-30.81
SINGAPORE	38,691,541	33,652,482	-13.02	23,627,528	20,678,884	-12.48
PHILIPPINES	22,961,239	6,735,406	-70.67	7,870,484	2,574,068	-67.29
MALAYSIA	18,680,589	40,104,740	114.69	3,248,981	6,032,201	85.66
CAMBODIA	0	177,000	-	0	1,680	-
BRUNEI DARUSSALAM	1,901	984	-48.24	1,771	2,691	51.95
NEPAL	0	273,604	-	0	213,639	-
VIET NAM	5,965,674	1,911,231	-67.96	5,246,654	1,336,713	-74.52
MALDIVES	15,007	10,984	-26.81	20,942	15,942	-23.88
INDIA	18,487,011	8,543,051	-53.79	16,835,127	5,836,030	-65.33
PAKISTAN	625,718	1,098,391	75.54	300,161	364,421	21.41
BANGLADESH	18,896	25,000	32.30	9,543	250	-97.38
SRI LANKA	24,346	0	-100.00	2,343	0	-100.00
IRAN (ISLAMIC REPUBLIC OF)	0	54,359	-	0	23,232	-
SAUDI ARABIA	364,597	357,774	-1.87	317,827	306,686	-3.51
KUWAIT	0	56,782	-	0	29,774	-
LEBANON	67,218	70,343	4.65	239,249	356,016	48.81
YEMEN	0	9,205	-	0	4,840	-
SYRIA ARAB REPUBLIC	39,049	14,062	-63.99	57,505	40,185	-30.12
TURKEY	84,700	68,282	-19.38	42,217	46,361	9.82
UNITED ARAB EMIRATES	1,044,340	1,565,016	49.86	854,258	874,526	2.37
QATAR	0	86,995	-	0	36,048	-
BAHRAIN	71,300	144,000	101.96	41,016	62,640	52.72
EGYPT	353,475	613,066	73.44	228,501	364,054	59.32
LIBYAN ARAB JAMAHIRIYA	35,460	0	-100.00	19,152	0	-100.00
MOROCCO	220,680	0	-100.00	139,343	0	-100.00
TUNISIA	12,500	12,500	0.00	2,500	2,500	0.00
ALGERIA	101,000	0	-100.00	86,383	0	-100.00
MADAGASCAR	0	1,781	-	0	4,968	-

TABEL 5. PERKEMBANGAN EKSPOR INDONESIA MENURUT KOMODITI DAN NEGARA TUJUAN

JENIS BARANG	BERAT BERSIH (KG)		PERUB	NILAI FOB (US \$)		PERUB
	JAN-MEI 2005	JAN-MEI 2006	%	JAN-MEI 2005	JAN-MEI 2006	%
(1)	(2)	(3)	(4)	(5)	(6)	(7)
TOGO	917	0	-100.00	1,025	0	-100.00
ANGOLA	0	25,000	-	0	5,000	-
NIGERIA	0	54,815	-	0	78,946	-
SEYCHELLES	0	2,005	-	0	10,840	-
SOUTH AFRICA	204,775	407,467	98.98	163,381	252,000	54.24
MAURITIUS	51,568	51,556	-0.02	34,643	34,354	-0.83
AUSTRALIA	1,232,434	885,065	-28.19	875,953	604,627	-30.97
NEW ZEALAND	119,543	242,117	102.54	102,205	203,263	98.88
MICRONESIA, FEDERATED STATES OF	0	4,214	-	0	3,284	-
GUAM	0	368	-	0	1,165	-
NEW CALEDONIA	7,150	0	-100.00	7,475	0	-100.00
NORTHERN MARIANA ISLANDS	0	2,506	-	0	1,869	-
VANUATU	0	807	-	0	1,465	-
AMERICAN SAMOA	0	1,945	-	0	2,490	-
COOK ISLANDS	0	7	-	0	35	-
FIJI	3,823	721	-81.14	8,260	826	-90.00
MARSHALL ISLANDS	135	0	-100.00	204	0	-100.00
SAMOA	0	562	-	0	3,330	-
SOLOMON ISLANDS	0	1,758	-	0	31,251	-
EAST TIMOR	2,672	89,470	3,248.43	3,204	35,910	1,020.79
UNITED STATES	21,784,934	23,887,661	9.65	20,686,345	20,511,437	-0.85
CANADA	546,517	160,753	-70.59	657,642	577,931	-12.12
MEXICO	0	123,985	-	0	149,470	-
PANAMA	545	16,193	2,871.19	696	11,800	1,595.40
CHILE	884,761	1,810,691	104.65	495,189	954,295	92.71
ARGENTINA	901,758	2,711,482	200.69	518,883	1,609,115	210.11
BRAZIL	961,280	452,000	-52.98	553,548	180,440	-67.40
URUGUAY	118,707	144,057	21.36	86,424	81,975	-5.15
PARAGUAY	0	25,000	-	0	18,250	-
PERU	122,319	142,472	16.48	45,893	35,660	-22.30
PUERTO RICO	53,103	34,320	-35.37	47,012	29,172	-37.95
DOMINICAN REPUBLIC	0	48,988	-	0	37,721	-
EL SALVADOR	0	16,783	-	0	69,903	-
FRENCH POLYNESIA	0	461	-	0	903	-
UNITED KINGDOM	582,586	1,158,965	98.93	337,748	769,159	127.73
NETHERLANDS	10,335,323	7,900,782	-23.56	4,706,175	4,681,260	-0.53
FRANCE	1,279,595	1,043,532	-18.45	734,456	631,908	-13.96
GERMANY, FED. REP. OF	12,814,213	12,838,307	0.19	5,832,547	6,047,195	3.68
AUSTRIA	548,082	966,556	76.35	301,986	571,502	89.25
BELGIUM	676,793	1,108,339	63.76	424,330	869,628	104.94
SWITZERLAND	0	54,363	-	0	45,808	-
MONACO	21,772	0	-100.00	16,232	0	-100.00
DENMARK	512,739	471,007	-8.14	274,017	293,755	7.20
NORWAY	392,047	1,066,481	172.03	337,942	979,604	189.87
SWEDEN	324,289	745,874	130.00	179,144	496,399	177.09
FINLAND	356,703	1,968,555	451.88	306,842	1,108,273	261.19
IRELAND	54,041	18,210	-66.30	35,319	8,750	-75.23
ITALY	1,314,968	2,064,540	57.00	787,713	1,037,275	31.68
SPAIN	4,769,619	6,660,751	39.65	2,992,031	4,677,628	56.34
PORTUGAL	218,790	104,000	-52.47	72,198	74,620	3.35
ICELAND	0	18,027	-	0	9,302	-
GREECE	326,898	281,456	-13.90	180,250	159,234	-11.66
ANDORRA	0	26,000	-	0	10,400	-
HUNGARY	192,758	241,873	25.48	89,780	125,112	39.35
POLAND	1,060,066	1,034,992	-2.37	660,612	660,355	-0.04
ROMANIA	79,288	928,803	1,071.43	28,226	368,010	1,203.80
BULGARIA	25,000	37,000	48.00	5,000	26,820	436.40
BELARUS	0	20,000	-	0	15,200	-
KAZAKHSTAN	0	26,000	-	0	19,006	-
UKRAINE	24,000	202,297	742.90	10,916	134,871	1,135.53
LATVIA	0	73,756	-	0	73,491	-
ESTONIA	26,000	26,000	0.00	24,110	18,200	-24.51
CROATIA	24,000	12,500	-47.92	20,840	2,500	-88.00
BOSNIA AND HERZEGOVINA	20,000	40,000	100.00	17,800	29,400	65.17
MALTA	16,797	60,000	257.21	1,282	4,200	227.61
SLOVENIA	289,752	460,122	58.80	126,064	204,892	62.53
CZECH REPUBLIC	0	189,331	-	0	92,750	-
REP. OF MACEDONIA	25,500	0	-100.00	19,890	0	-100.00
FAEROE ISLANDS	29,999	0	-100.00	3,700	0	-100.00
RUSSIA FEDERATION	1,602,548	2,954,207	84.34	810,526	1,628,885	100.97
-MINUMAN OLAHAN	30,177,560	30,605,070	1.42	14,871,715	15,651,210	5.24
JAPAN	4,368,104	7,518,462	72.12	2,450,851	4,881,848	99.19
HONG KONG	257,053	337,164	31.17	491,238	953,686	94.14
KOREA, REPUBLIC OF	56,232	21,937	-60.99	40,597	24,570	-39.48
TAIWAN	2,415,229	1,409,624	-41.64	1,429,990	866,497	-39.41
CHINA	1,484	657	-55.73	906	2,526	178.81

TABEL 5. PERKEMBANGAN EKSPOR INDONESIA MENURUT KOMODITI DAN NEGARA TUJUAN

JENIS BARANG	BERAT BERSIH (KG)		PERUB	NILAI FOB (US \$)		PERUB
	JAN-MEI 2005	JAN-MEI 2006	%	JAN-MEI 2005	JAN-MEI 2006	%
(1)	(2)	(3)	(4)	(5)	(6)	(7)
PAPUA NEW GUINEA	5,894	788,819	13,283.42	6,977	1,349,455	19,241.48
THAILAND	5,597,385	2,539,503	-54.63	3,014,421	305,501	-89.87
SINGAPORE	9,635,666	11,142,309	15.64	2,365,653	3,356,320	41.88
PHILIPPINES	1,586,546	400,267	-74.77	651,932	210,709	-67.68
MALAYSIA	1,718,118	986,366	-42.59	1,192,987	729,667	-38.84
CAMBODIA	0	37,102	-	0	13,260	-
BRUNEI DARUSSALAM	1,305,440	424,972	-67.45	865,438	268,099	-69.02
VIET NAM	185,567	55,334	-70.18	102,865	135,320	31.55
MALDIVES	70,920	74,888	5.60	52,750	64,122	21.56
INDIA	13,125	5,165	-60.65	60,550	8,000	-86.79
PAKISTAN	0	3,245	-	0	1,919	-
BANGLADESH	0	9,441	-	0	23,422	-
SRI LANKA	3,109	0	-100.00	50	0	-100.00
SAUDI ARABIA	126,863	23,332	-81.61	74,636	14,832	-80.13
LEBANON	0	18,537	-	0	58,862	-
OMAN	282,409	310,686	10.01	191,401	203,365	6.25
TURKEY	0	9,360	-	0	26,715	-
UNITED ARAB EMIRATES	283,766	487,013	71.62	865,382	617,043	-28.70
BAHRAIN	24,596	15,880	-35.44	16,100	10,650	-33.85
EGYPT	17,820	0	-100.00	9,450	0	-100.00
TANZANIA, UNITED REPUBLIC OF	8,574	0	-100.00	9,852	0	-100.00
CONGO	308	0	-100.00	118	0	-100.00
CAMEROON	0	2,822	-	0	2,150	-
NIGERIA	74,953	0	-100.00	54,088	0	-100.00
SIERRA LEONE	0	16,896	-	0	12,320	-
BENIN	39,100	17,664	-54.82	24,150	12,650	-47.62
GAMBIA	10,763	1,471	-86.33	51,817	2,083	-95.98
SOUTH AFRICA	25,888	52,622	103.27	25,000	27,001	8.00
AUSTRALIA	184,030	2,524,722	1,271.91	128,388	438,487	241.53
NEW ZEALAND	0	3,440	-	0	3,625	-
NORTHERN MARIANA ISLANDS	0	25,722	-	0	5,974	-
VANUATU	54,639	55,731	2.00	10,096	11,417	13.08
AMERICAN SAMOA	0	17,239	-	0	2,376	-
COOK ISLANDS	2,711	0	-100.00	1,934	0	-100.00
KIRIBATI	0	758	-	0	1,044	-
SOLOMON ISLANDS	336,512	297,497	-11.59	38,685	197,417	410.32
TONGA	80,684	137,997	71.03	21,452	32,294	50.54
EAST TIMOR	706,054	365,268	-48.27	204,685	56,846	-72.23
UNITED STATES	324,260	205,060	-36.76	173,909	171,719	-1.26
CANADA	20,700	66,672	222.09	31,388	107,948	243.91
PANAMA	78	0	-100.00	100	0	-100.00
DOMINICAN REPUBLIC	38,198	0	-100.00	39,600	0	-100.00
UNITED KINGDOM	152,969	119	-99.92	54,778	420	-99.23
NETHERLANDS	70,502	136,108	93.06	45,222	147,480	226.12
GERMANY, FED. REP. OF	36,197	28,538	-21.16	44,490	56,131	26.17
AUSTRIA	0	110	-	0	349	-
BELGIUM	3	1,978	65,833.33	40	10,201	25,402.50
SWITZERLAND	0	133	-	0	1,625	-
DENMARK	54,308	0	-100.00	27,280	0	-100.00
FINLAND	0	352	-	0	679	-
IRELAND	94	48	-48.94	46	41	-10.87
SPAIN	91	17,575	19,213.19	185	138,328	74,671.89
GREECE	0	6,000	-	0	43,548	-
CZECHOSLOVAKIA	618	0	-100.00	238	0	-100.00
ESTONIA	0	2,465	-	0	40,669	-
-ROKOK DAN TEMBAKAU OLAHAN	27,374,946	29,095,138	6.28	113,860,254	112,931,788	-0.82
JAPAN	64,602	95,907	48.46	812,386	1,034,476	27.34
HONG KONG	0	3,780	-	0	35,299	-
KOREA, REPUBLIC OF	5,394	30,259	460.98	45,228	133,573	195.33
TAIWAN	474	15,453	3,160.13	4,260	56,746	1,232.07
MACAU	26,381	19,079	-27.68	128,805	87,433	-32.12
THAILAND	1,481,226	1,431,738	-3.34	5,118,160	4,607,910	-9.97
SINGAPORE	2,810,890	1,782,531	-36.58	26,509,043	19,881,980	-25.00
PHILIPPINES	3,049,248	1,839,377	-39.68	11,202,612	8,991,546	-19.74
MALAYSIA	1,822,455	2,961,285	62.49	14,013,350	19,762,518	41.03
MYANMAR (FORM. BURMA)	1,394,340	1,104,000	-20.82	3,272,688	2,561,280	-21.74
CAMBODIA	8,524,893	8,235,631	-3.39	26,948,140	26,016,740	-3.46
BRUNEI DARUSSALAM	24,284	14,019	-42.27	191,018	104,798	-45.14
LAO PEOPLE'S DEMOCRATIC	306	0	-100.00	2,400	0	-100.00
VIET NAM	97,421	155,450	59.57	690,702	1,417,902	105.28
INDIA	11,000	739	-93.28	84,000	5,700	-93.21
PAKISTAN	1,477	1,200	-18.75	6,135	4,290	-30.07
BANGLADESH	468	562	20.09	6,552	6,121	-6.58
SRI LANKA	0	42,904	-	0	513,967	-
SAUDI ARABIA	39,002	30,403	-22.05	449,584	365,305	-18.75
JORDAN	880,751	798,011	-9.39	2,898,000	2,625,040	-9.42

TABEL 5. PERKEMBANGAN EKSPOR INDONESIA MENURUT KOMODITI DAN NEGARA TUJUAN

JENIS BARANG	BERAT BERSIH (KG)		PERUB	NILAI FOB (US \$)		PERUB
	JAN-MEI 2005	JAN-MEI 2006	%	JAN-MEI 2005	JAN-MEI 2006	%
(1)	(2)	(3)	(4)	(5)	(6)	(7)
LEBANON	31,920	25,536	-20.00	105,000	84,000	-20.00
YEMEN	40	0	-100.00	150	0	-100.00
TURKEY	194,965	896,315	359.73	684,742	3,007,965	339.28
UNITED ARAB EMIRATES	30,721	189,420	516.58	173,105	506,781	192.76
QATAR	68	225	230.88	288	2,660	823.61
BAHRAIN	0	77	-	0	1,128	-
CYPRUS	9	0	-100.00	311	0	-100.00
EGYPT	16,000	0	-100.00	2,240	0	-100.00
MADAGASCAR	0	9,001	-	0	6,301	-
SOUTH AFRICA	19,803	39,915	101.56	38,640	82,004	112.23
ZIMBABWE	72,343	0	-100.00	57,874	0	-100.00
MAURITIUS	0	40	-	0	3,168	-
AUSTRALIA	11,162	585,585	5,146.24	77,794	2,009,263	2,482.80
EAST TIMOR	18,507	9,418	-49.11	68,044	153,808	126.04
UNITED STATES	720,757	3,112,516	331.84	2,888,201	3,444,867	19.27
CANADA	1,121	12,902	1,050.94	23,794	72,700	205.54
HONDURAS	0	18,000	-	0	33,604	-
PANAMA	65,386	2,147	-96.72	386,631	22,460	-94.19
SURINAME	976	0	-100.00	1,846	0	-100.00
CHILE	28,143	75	-99.73	161,000	2,331	-98.55
ARGENTINA	126,257	9,083	-92.81	127,093	62,234	-51.03
BRAZIL	4,519	1,191	-73.64	78,160	10,395	-86.70
BOLIVIA	488	0	-100.00	2,821	0	-100.00
URUGUAY	40,000	0	-100.00	15,000	0	-100.00
PARAGUAY	33,273	53,694	61.37	572,929	918,720	60.35
PERU	896	0	-100.00	2,720	0	-100.00
PUERTO RICO	360,546	925,996	156.83	478,178	681,895	42.60
DOMINICAN REPUBLIC	0	52,387	-	0	566,561	-
UNITED KINGDOM	36,562	18,805	-48.57	67,301	39,195	-41.76
NETHERLANDS	885,479	668,010	-24.56	3,363,388	3,201,183	-4.82
FRANCE	152,678	53,460	-64.99	255,356	69,498	-72.78
GERMANY, FED. REP. OF	719,712	782,007	8.66	2,117,583	2,047,210	-3.32
AUSTRIA	1,744	208,259	11,841.46	7,524	362,280	4,714.99
BELGIUM	1,233,583	581,674	-52.85	3,830,622	2,212,323	-42.25
SWITZERLAND	57,415	8,193	-85.73	144,945	12,068	-91.67
LUXEMBOURG	0	198,719	-	0	405,216	-
DENMARK	84,874	42,911	-49.44	1,022,032	666,261	-34.81
NORWAY	0	98,962	-	0	174,934	-
IRELAND	57,784	0	-100.00	66,453	0	-100.00
ITALY	0	19,204	-	0	31,686	-
SPAIN	25,304	21,034	-16.87	161,347	193,093	19.68
PORTUGAL	550	11	-98.00	672	180	-73.21
GREECE	75	0	-100.00	3,550	0	-100.00
HUNGARY	1,130	567	-49.82	5,921	6,207	4.83
POLAND	2,339	2,314	-1.07	24,295	17,762	-26.89
ALBANIA	0	19,800	-	0	38,610	-
BELARUS	0	57,420	-	0	53,856	-
KAZAKHSTAN	178,200	99,000	-44.44	267,300	162,954	-39.04
UKRAINE	276,000	239,600	-13.19	993,600	528,452	-46.81
UZBEKISTAN	93,059	0	-100.00	230,769	0	-100.00
LITHUANIA	33	35	6.06	911	630	-30.85
ESTONIA	0	12	-	0	210	-
CZECH REPUBLIC	1,213	648	-46.58	6,796	10,442	53.65
RUSSIA FEDERATION	1,554,700	1,468,642	-5.54	2,960,265	2,812,069	-5.01
-DAGING TERNAK	1,576,793	1,746,968	10.79	4,474,212	6,800,385	51.99
JAPAN	5,906	2,569	-56.50	25,065	12,786	-48.99
HONG KONG	61,641	69,844	13.31	111,950	168,461	50.48
KOREA, REPUBLIC OF	6,778	10,477	54.57	25,483	52,268	105.11
TAIWAN	11,931	31	-99.74	24,942	400	-98.40
THAILAND	0	9	-	0	600	-
SINGAPORE	113,570	30,269	-73.35	102,922	113,651	10.42
PHILIPPINES	0	2	-	0	30	-
MALAYSIA	68,183	17,187	-74.79	16,040	17,722	10.49
BURKINA FASO	0	19,078	-	0	71,679	-
AUSTRALIA	2,251	0	-100.00	16,660	0	-100.00
UNITED STATES	107	39,387	36,710.28	2,176	375,873	17,173.58
CANADA	21,679	37,200	71.59	101,807	144,638	42.07
PUERTO RICO	531	0	-100.00	9,799	0	-100.00
UNITED KINGDOM	0	12,240	-	0	85,779	-
NETHERLANDS	155,384	323,837	108.41	569,823	1,220,491	114.19
FRANCE	210,680	355,963	68.96	763,774	1,430,917	87.35
GERMANY, FED. REP. OF	225	0	-100.00	1,396	0	-100.00
BELGIUM	917,888	785,964	-14.37	2,700,275	2,964,415	9.78
SWITZERLAND	0	11	-	0	4	-
ITALY	39	0	-100.00	2,100	0	-100.00
SPAIN	0	42,900	-	0	140,671	-

TABEL 5. PERKEMBANGAN EKSPOR INDONESIA MENURUT KOMODITI DAN NEGARA TUJUAN

JENIS BARANG	BERAT BERSIH (KG)		PERUB	NILAI FOB (US \$)		PERUB
	JAN-MEI 2005	JAN-MEI 2006	%	JAN-MEI 2005	JAN-MEI 2006	%
(1)	(2)	(3)	(4)	(5)	(6)	(7)
-DAGING UNGGAS	45	19	-57.78	18,024	18,223	1.10
KOREA, REPUBLIC OF	0	4	-	0	20	-
UNITED STATES	20	0	-100.00	18,000	0	-100.00
CANADA	0	14	-	0	18,200	-
NETHERLANDS	0	1	-	0	3	-
GERMANY, FED. REP. OF	25	0	-100.00	24	0	-100.00
-IKAN OLAHAN	64,106,759	63,406,219	-1.09	193,378,850	205,791,022	6.42
JAPAN	11,765,385	12,551,423	6.68	46,891,006	39,691,235	-15.35
HONG KONG	811,964	707,532	-12.86	3,847,099	3,750,593	-2.51
KOREA, REPUBLIC OF	681,499	909,456	33.45	1,052,950	1,156,301	9.82
TAIWAN	666,145	547,777	-17.77	816,824	696,278	-14.76
CHINA	1,301,996	1,398,319	7.40	1,517,588	1,525,576	0.53
PAPUA NEW GUINEA	26,000	0	-100.00	5,980	0	-100.00
THAILAND	4,326,552	1,563,282	-63.87	860,322	649,734	-24.48
SINGAPORE	3,797,876	3,359,045	-11.55	4,485,803	5,416,958	20.76
PHILIPPINES	9,474	104,761	1,005.77	25,936	105,052	305.04
MALAYSIA	1,584,332	1,814,732	14.54	1,028,485	1,165,193	13.29
CAMBODIA	30,186	0	-100.00	9,590	0	-100.00
BRUNEI DARUSSALAM	0	274	-	0	286	-
VIET NAM	91,466	365,599	299.71	186,579	721,576	286.74
MALDIVES	437	937	114.42	738	1,418	92.14
PAKISTAN	0	26,000	-	0	20,800	-
SRI LANKA	2,092,383	1,299,642	-37.89	999,321	752,399	-24.71
SAUDI ARABIA	777,706	1,162,331	49.46	2,548,512	3,739,560	46.74
JORDAN	816,174	1,166,877	42.97	2,019,800	2,649,722	31.19
LEBANON	1,238	36,352	2,836.35	4,952	72,740	1,368.90
OMAN	31,968	0	-100.00	45,720	0	-100.00
UNITED ARAB EMIRATES	42,313	78,462	85.43	73,284	221,169	201.80
QATAR	15,983	0	-100.00	23,170	0	-100.00
BAHRAIN	15,984	0	-100.00	23,040	0	-100.00
CYPRUS	49,034	20,004	-59.20	132,694	57,645	-56.56
EGYPT	1,688,027	24,214	-98.57	3,631,693	50,850	-98.60
LIBYAN ARAB JAMAHIRIYA	0	1,940,430	-	0	4,217,724	-
MOROCCO	51,365	63,363	23.36	54,450	78,406	44.00
TUNISIA	56,250	0	-100.00	8,437	0	-100.00
ALGERIA	0	20,000	-	0	31,200	-
NAMIBIA	20,000	71,700	258.50	114,800	291,795	154.18
REUNION	125,923	49,376	-60.79	615,534	196,408	-68.09
GHANA	0	123,836	-	0	126,572	-
ANGOLA	36,422	0	-100.00	59,736	0	-100.00
CAMEROON	0	64,286	-	0	63,376	-
NIGERIA	0	26,350	-	0	11,900	-
GABON	0	17,697	-	0	15,442	-
SOUTH AFRICA	99,038	22,419	-77.36	134,092	89,053	-33.59
BURUNDI	0	16,368	-	0	22,325	-
MAURITIUS	68,187	64,827	-4.93	145,858	71,628	-50.89
AUSTRALIA	446,091	610,948	36.96	1,563,868	1,948,065	24.57
NEW ZEALAND	43,772	77,661	77.42	64,427	107,112	66.25
FIJI	0	52,000	-	0	37,668	-
EAST TIMOR	2,168	23,463	982.24	1,658	45,925	2,669.90
UNITED STATES	18,755,822	21,939,967	16.98	83,472,216	104,888,436	25.66
CANADA	308,843	794,673	157.31	1,298,048	3,017,864	132.49
MEXICO	0	115,527	-	0	387,530	-
GUATEMALA	0	33,293	-	0	38,189	-
PANAMA	27,189	46,500	71.03	2,719	51,000	1,775.69
BOLIVIA	56,689	0	-100.00	97,422	0	-100.00
URUGUAY	156,270	0	-100.00	44,432	0	-100.00
TRINIDAD AND TOBAGO	0	50,415	-	0	20,166	-
PUERTO RICO	294,188	178,500	-39.32	1,214,733	731,151	-39.81
DOMINICAN REPUBLIC	38,175	45,796	19.96	128,658	184,014	43.03
MARTINIQUE	140,284	82,803	-40.97	452,746	264,033	-41.68
GUADELOUPE	68,236	19,460	-71.48	159,832	29,190	-81.74
UNITED KINGDOM	2,108,121	1,355,834	-35.69	5,906,714	4,193,546	-29.00
NETHERLANDS	1,100,659	1,324,869	20.37	3,660,808	5,187,022	41.69
FRANCE	857,887	523,213	-39.01	2,232,580	1,025,155	-54.08
GERMANY, FED. REP. OF	4,380,501	3,033,223	-30.76	8,604,682	6,103,098	-29.07
BELGIUM	1,415,295	1,243,277	-12.15	7,087,086	4,618,254	-34.84
SWITZERLAND	0	29,608	-	0	49,656	-
LUXEMBOURG	0	39,600	-	0	126,456	-
DENMARK	201,457	235,250	16.77	959,518	933,728	-2.69
NORWAY	0	41,530	-	0	300,735	-
SWEDEN	58,366	52,429	-10.17	253,949	248,511	-2.14
IRELAND	54,708	18,048	-67.01	91,894	30,850	-66.43
ITALY	1,054,525	558,423	-47.05	1,875,838	925,926	-50.64
SPAIN	590,830	454,411	-23.09	1,225,080	819,035	-33.14
PORTUGAL	121,763	47,536	-60.96	239,130	79,528	-66.74

TABEL 5. PERKEMBANGAN EKSPOR INDONESIA MENURUT KOMODITI DAN NEGARA TUJUAN

JENIS BARANG	BERAT BERSIH (KG)		PERUB	NILAI FOB (US \$)		PERUB
	JAN-MEI 2005	JAN-MEI 2006	%	JAN-MEI 2005	JAN-MEI 2006	%
(1)	(2)	(3)	(4)	(5)	(6)	(7)
GREECE	94,721	52,788	-44.27	103,934	93,487	-10.05
CZECHOSLOVAKIA	0	48,696	-	0	48,789	-
POLAND	187,212	102,758	-45.11	344,098	596,627	73.39
ROMANIA	16,316	32,634	100.01	21,214	45,298	113.53
BULGARIA	107,625	121,062	12.49	262,418	235,697	-10.18
YUGOSLAVIA	31,968	0	-100.00	43,740	0	-100.00
LITHUANIA	0	8,000	-	0	55,100	-
CROATIA	63,936	0	-100.00	87,480	0	-100.00
MALTA	55,891	13,264	-76.27	116,126	6,632	-94.29
SLOVENIA	128,538	167,119	30.02	191,468	248,745	29.91
CZECH REPUBLIC	0	32,634	-	0	45,298	-
RUSSIA FEDERATION	57,406	181,336	215.88	206,341	362,592	75.72
-BERAS GILING	42,110,189	418,220	-99.01	8,542,765	212,712	-97.51
HONG KONG	457	493	7.88	681	986	44.79
TAIWAN	0	287,899	-	0	122,566	-
SINGAPORE	92,000	112,000	21.74	54,073	73,430	35.80
MALAYSIA	0	17,657	-	0	15,579	-
SUDAN	1,695	0	-100.00	300	0	-100.00
SOUTH AFRICA	42,015,050	0	-100.00	8,487,039	0	-100.00
AUSTRALIA	394	0	-100.00	300	0	-100.00
TONGA	133	0	-100.00	168	0	-100.00
EAST TIMOR	460	107	-76.74	204	72	-64.71
NETHERLANDS	0	64	-	0	79	-
-KOPI OLAHAN	502,425	46,215	-90.80	273,365	99,485	-63.61
JAPAN	312,130	43,588	-86.04	59,240	96,882	63.54
HONG KONG	0	2,440	-	0	2,510	-
TAIWAN	110,397	0	-100.00	96,957	0	-100.00
CHINA	43,275	0	-100.00	31,723	0	-100.00
AUSTRALIA	803	0	-100.00	1,589	0	-100.00
UNITED STATES	720	0	-100.00	1,216	0	-100.00
NETHERLANDS	18,000	0	-100.00	41,940	0	-100.00
GERMANY, FED. REP. OF	0	187	-	0	93	-
SWEDEN	17,100	0	-100.00	40,700	0	-100.00
-TEH OLAHAN	23,507,978	23,773,731	1.13	30,549,690	33,281,022	8.94
JAPAN	341,629	233,830	-31.55	543,188	390,502	-28.11
HONG KONG	691	920	33.14	5,213	3,408	-34.62
KOREA, REPUBLIC OF	16,740	1,224	-92.69	44,736	5,850	-86.92
TAIWAN	219,384	256,886	17.09	645,758	660,779	2.33
CHINA	0	21,080	-	0	22,621	-
MONGOLIA	5,758	6,838	18.76	29,379	36,207	23.24
THAILAND	10,029	11,932	18.97	55,440	62,349	12.46
SINGAPORE	366,339	353,600	-3.48	859,668	1,052,863	22.47
PHILIPPINES	13,199	15,790	19.63	100,507	136,263	35.58
MALAYSIA	2,282,349	1,596,418	-30.05	2,994,812	2,459,772	-17.87
BRUNEI DARUSSALAM	1,293	126	-90.26	2,578	471	-81.73
VIET NAM	96,286	63,972	-33.56	408,044	290,939	-28.70
INDIA	504,500	387,200	-23.25	596,829	542,677	-9.07
PAKISTAN	2,911,500	3,263,675	12.10	3,226,122	4,406,576	36.59
SRI LANKA	52,419	42,000	-19.88	118,221	63,950	-45.91
AFGHANISTAN	22,050	337,898	1,432.42	23,153	393,857	1,601.11
IRAQ	0	462,582	-	0	685,786	-
IRAN (ISLAMIC REPUBLIC OF)	46,870	80,450	71.64	54,880	92,521	68.59
SAUDI ARABIA	55,792	31,678	-43.22	145,130	89,643	-38.23
KUWAIT	22,600	10,400	-53.98	21,656	11,190	-48.33
YEMEN	22,600	21,820	-3.45	21,639	46,222	113.61
TURKEY	158,220	63,280	-60.01	188,056	80,484	-57.20
UNITED ARAB EMIRATES	645,902	581,844	-9.92	743,345	955,492	28.54
EGYPT	330,200	425,160	28.76	377,807	551,558	45.99
KENYA	54,000	0	-100.00	50,220	0	-100.00
AUSTRALIA	1,055,675	761,365	-27.88	3,181,243	2,469,950	-22.36
NEW ZEALAND	283,356	179,131	-36.78	854,152	513,745	-39.85
GUAM	0	12	-	0	251	-
FIJI	0	53,840	-	0	57,016	-
EAST TIMOR	25,578	2,038	-92.03	36,081	1,823	-94.95
UNITED STATES	2,007,977	1,772,373	-11.73	2,166,052	1,941,998	-10.34
CANADA	303,560	161,721	-46.73	281,926	171,244	-39.26
CHILE	84,200	153,160	81.90	97,345	225,242	131.39
PUERTO RICO	540	540	0.00	648	756	16.67
UNITED KINGDOM	3,346,600	4,461,904	33.33	3,691,751	5,669,237	53.56
NETHERLANDS	1,455,822	1,743,166	19.74	1,789,656	1,955,608	9.27
FRANCE	4	0	-100.00	7	0	-100.00
GERMANY, FED. REP. OF	1,499,993	612,053	-59.20	1,381,206	643,752	-53.39
BELGIUM	0	12,500	-	0	11,088	-
FINLAND	50	0	-100.00	4,150	0	-100.00
IRELAND	166,840	86,520	-48.14	184,919	137,610	-25.58
ITALY	9	83	822.22	46	207	350.00

TABEL 5. PERKEMBANGAN EKSPOR INDONESIA MENURUT KOMODITI DAN NEGARA TUJUAN

JENIS BARANG	BERAT BERSIH (KG)		PERUB	NILAI FOB (US \$)		PERUB
	JAN-MEI 2005	JAN-MEI 2006	%	JAN-MEI 2005	JAN-MEI 2006	%
(1)	(2)	(3)	(4)	(5)	(6)	(7)
POLAND	810,340	935,200	15.41	910,338	1,248,522	37.15
BELARUS	20,900	0	-100.00	15,048	0	-100.00
KAZAKHSTAN	152,600	71,520	-53.13	158,863	79,152	-50.18
KYRGYZSTAN	0	24,480	-	0	28,152	-
UKRAINE	384,640	314,010	-18.36	409,758	326,631	-20.29
UZBEKISTAN	27,454	108,120	293.82	34,952	165,686	374.04
LATVIA	27,040	0	-100.00	32,575	0	-100.00
SOUTH GEORGIA AND THE SOUTH SA	22,400	0	-100.00	22,153	0	-100.00
RUSSIA FEDERATION	3,652,050	4,049,392	10.88	4,040,440	4,591,372	13.64
-GULA PASIR	100,534	66,960	-33.40	95,359	89,741	-5.89
JAPAN	501	992	98.00	666	992	48.95
HONG KONG	6,490	4,291	-33.88	9,871	7,396	-25.07
TAIWAN	216	0	-100.00	132	0	-100.00
SINGAPORE	14,466	237	-98.36	14,327	217	-98.49
MALAYSIA	6,701	13,701	104.46	1,203	8,079	571.57
SAUDI ARABIA	1,242	306	-75.36	860	700	-18.60
UNITED ARAB EMIRATES	436	168	-61.47	2,941	400	-86.40
AUSTRALIA	7,542	13,879	84.02	11,126	25,651	130.55
COOK ISLANDS	0	553	-	0	506	-
UNITED STATES	8,456	8,675	2.59	20,939	30,999	48.04
CANADA	52,992	24,158	-54.41	30,180	14,801	-50.96
PANAMA	149	0	-100.00	191	0	-100.00
NETHERLANDS	261	0	-100.00	259	0	-100.00
GERMANY, FED. REP. OF	1,082	0	-100.00	2,664	0	-100.00
-GULA LAINNYA	1,655,761	2,227,309	34.52	922,700	1,109,414	20.24
JAPAN	50,560	39,609	-21.66	48,498	30,572	-36.96
HONG KONG	16,966	81,132	378.20	29,481	53,787	82.45
KOREA, REPUBLIC OF	0	162	-	0	504	-
TAIWAN	7,827	0	-100.00	18,552	0	-100.00
CHINA	0	3,000	-	0	42,000	-
PAPUA NEW GUINEA	76,133	30,254	-60.26	81,146	41,526	-48.83
THAILAND	0	529,361	-	0	215,745	-
SINGAPORE	190,280	370,392	94.66	136,472	215,412	57.84
PHILIPPINES	3,815	23	-99.40	12,781	1,871	-85.36
MALAYSIA	167,379	389,933	132.96	65,856	137,139	108.24
VIET NAM	262	271,321	103,457.63	765	105,866	13,738.69
MALDIVES	26,322	25,341	-3.73	12,726	9,190	-27.79
INDIA	3,427	0	-100.00	10,790	0	-100.00
PAKISTAN	4,473	637	-85.76	25,618	2,547	-90.06
SRI LANKA	2,667	0	-100.00	9,705	0	-100.00
SAUDI ARABIA	76	2,137	2,711.84	140	2,700	1,828.57
JORDAN	0	50,999	-	0	21,615	-
YEMEN	174	0	-100.00	268	0	-100.00
TURKEY	0	54,000	-	0	23,300	-
EGYPT	79,375	0	-100.00	30,591	0	-100.00
TANZANIA, UNITED REPUBLIC OF	0	18,000	-	0	6,964	-
SEYCHELLES	31	1,694	5,364.52	25	7,145	28,480.00
SOUTH AFRICA	280,000	36,000	-87.14	129,640	14,095	-89.13
MAURITIUS	1,920	0	-100.00	3,200	0	-100.00
AUSTRALIA	240,179	85,182	-64.53	123,048	45,223	-63.25
NEW ZEALAND	96,499	39,000	-59.59	43,175	20,075	-53.50
VANUATU	0	11,667	-	0	11,537	-
COOK ISLANDS	0	5,086	-	0	4,653	-
EAST TIMOR	23,414	18,529	-20.86	33,935	7,973	-76.51
UNITED STATES	126,200	46,271	-63.34	45,957	30,715	-33.17
CANADA	0	128	-	0	280	-
PANAMA	122	0	-100.00	157	0	-100.00
SURINAME	469	0	-100.00	887	0	-100.00
CHILE	275	7,057	2,466.18	275	2,525	818.18
TRINIDAD AND TOBAGO	0	188	-	0	1,660	-
UNITED KINGDOM	156,010	26,000	-83.33	11,660	11,220	-3.77
NETHERLANDS	13,404	9,931	-25.91	13,128	9,851	-24.96
GERMANY, FED. REP. OF	1	57	5,600.00	1	261	26,000.00
BELGIUM	1	0	-100.00	3	0	-100.00
NORWAY	87,500	70,000	-20.00	34,220	28,943	-15.42
SPAIN	0	4,218	-	0	2,520	-
-MAKANAN OLAHAN LAINNYA	121,540,527	113,371,808	-6.72	154,629,593	176,180,165	13.94
JAPAN	5,229,951	4,745,883	-9.26	5,221,340	6,052,341	15.92
HONG KONG	2,545,285	3,310,052	30.05	12,016,182	16,016,458	33.29
KOREA, REPUBLIC OF	3,279,790	2,146,735	-34.55	3,397,496	2,501,858	-26.36
TAIWAN	7,784,152	6,419,815	-17.53	11,016,658	9,721,659	-11.75
CHINA	23,041,701	1,104,324	-95.21	2,595,832	992,535	-61.76
MONGOLIA	0	4,973	-	0	46,502	-
PAPUA NEW GUINEA	534,094	610,234	14.26	661,343	682,195	3.15
THAILAND	4,639,328	4,788,173	3.21	9,339,226	9,093,100	-2.64
SINGAPORE	4,716,375	9,880,954	109.50	10,497,620	17,505,133	66.75

TABEL 5. PERKEMBANGAN EKSPOR INDONESIA MENURUT KOMODITI DAN NEGARA TUJUAN

JENIS BARANG	BERAT BERSIH (KG)		PERUB %	NILAI FOB (US \$)		PERUB %
	JAN-MEI 2005	JAN-MEI 2006		JAN-MEI 2005	JAN-MEI 2006	
(1)	(2)	(3)	(4)	(5)	(6)	(7)
PHILIPPINES	12,082,310	12,931,910	7.03	13,898,459	15,642,041	12.55
MALAYSIA	20,143,864	22,269,747	10.55	21,220,390	24,867,061	17.18
MYANMAR (FORM. BURMA)	35,695	69,281	94.09	92,641	226,414	144.40
CAMBODIA	1,610	3,486	116.52	37,565	133,545	255.50
BRUNEI DARUSSALAM	1,540,971	1,624,799	5.44	3,536,886	2,209,656	-37.53
LAO PEOPLE'S DEMOCRATIC	0	96,000	-	0	506,154	-
NEPAL	27,922	19,499	-30.17	28,980	22,037	-23.96
VIET NAM	1,578,769	2,020,801	28.00	3,487,223	4,080,833	17.02
MALDIVES	373,194	395,316	5.93	518,769	493,276	-4.91
INDIA	104,761	256,463	144.81	177,479	311,962	75.77
PAKISTAN	200,083	364,825	82.34	344,286	619,991	80.08
BANGLADESH	244,465	202,890	-17.01	268,339	221,273	-17.54
SRI LANKA	186,093	292,260	57.05	640,298	395,977	-38.16
AFGHANISTAN	12,736	78,437	515.87	24,066	89,694	272.70
IRAQ	17,740	12,909	-27.23	36,160	24,344	-32.68
IRAN (ISLAMIC REPUBLIC OF)	45,318	100,377	121.49	95,024	110,380	16.16
SAUDI ARABIA	3,882,379	4,442,056	14.42	6,716,608	7,494,135	11.58
KUWAIT	522,459	698,741	33.74	704,948	971,360	37.79
JORDAN	624,863	538,878	-13.76	761,745	774,623	1.69
LEBANON	127,732	145,576	13.97	207,758	268,969	29.46
YEMEN	256,335	61,008	-76.20	349,470	147,254	-57.86
OMAN	112,525	117,957	4.83	138,878	149,211	7.44
SYRIA ARAB REPUBLIC	20,982	0	-100.00	24,358	0	-100.00
TURKEY	168,161	135,270	-19.56	221,607	196,966	-11.12
UNITED ARAB EMIRATES	1,828,255	2,141,971	17.16	3,343,938	3,244,006	-2.99
QATAR	187,590	342,472	82.56	222,168	401,106	80.54
BAHRAIN	169,656	128,788	-24.09	198,630	151,889	-23.53
CYPRUS	13,770	9,666	-29.80	131,451	16,063	-87.78
EGYPT	177,439	217,709	22.70	231,345	273,984	18.43
LIBYAN ARAB JAMAHIRIYA	4,428	28,048	533.42	13,326	41,430	210.90
MOROCCO	47,970	62,368	30.01	40,624	93,439	130.01
TUNISIA	14,690	11,234	-23.53	20,341	18,219	-10.43
ALGERIA	0	4,608	-	0	14,400	-
SUDAN	11,107	207	-98.14	11,446	2,145	-81.26
ERITREA	19,440	0	-100.00	13,770	0	-100.00
NAMIBIA	11,412	6,004	-47.39	8,714	10,376	19.07
TANZANIA, UNITED REPUBLIC OF	16,530	16,992	2.79	23,547	8,520	-63.82
MADAGASCAR	27,691	16,217	-41.44	29,809	10,492	-64.80
KENYA	38,412	44,315	15.37	39,618	67,029	69.19
REUNION	9,612	0	-100.00	11,989	0	-100.00
MOZAMBIQUE	16,750	17,865	6.66	46,344	29,143	-37.12
TOGO	42,437	6,177	-85.44	41,668	8,236	-80.23
GHANA	68,855	92,590	34.47	64,412	193,472	200.37
GUINEA	23,040	38,686	67.91	7,500	52,475	599.67
ANGOLA	64,500	105,688	63.86	45,150	118,437	162.32
CONGO	56,847	38,880	-31.61	56,948	43,026	-24.45
CAMEROON	25,647	30,465	18.79	128,734	26,536	-79.39
NIGERIA	2,055,842	2,486,085	20.93	5,276,950	5,831,147	10.50
SENEGAL	21,954	0	-100.00	27,180	0	-100.00
MAURITANIA	91,369	78,527	-14.06	111,323	90,572	-18.64
BENIN	17,987	138,803	671.69	19,626	326,152	1,561.84
BURKINA FASO	2,460	4,920	100.00	35,260	84,050	138.37
GAMBIA	3,729	4,065	9.01	18,339	5,758	-68.60
SEYCHELLES	1,200	11,095	824.58	1,560	55,672	3,468.72
CENTRAL AFRICAN REPUBLIC	10,880	0	-100.00	12,400	0	-100.00
NIGER	0	2,460	-	0	41,513	-
SOUTH AFRICA	1,093,686	435,581	-60.17	1,206,106	503,002	-58.30
ZIMBABWE	11,929	0	-100.00	16,520	0	-100.00
ZAMBIA	9,121	0	-100.00	16,854	0	-100.00
MAURITIUS	246,534	150,567	-38.93	258,390	188,784	-26.94
AUSTRALIA	2,679,963	3,131,122	16.83	4,033,709	4,757,889	17.95
NEW ZEALAND	655,647	710,258	8.33	849,465	995,233	17.16
MICRONESIA, FEDERATED STATES OF	14,988	62,122	314.48	33,539	71,593	113.46
GUAM	170	780	358.82	1,165	7,267	523.78
PALAU	5,873	4,294	-26.89	9,524	7,540	-20.83
NEW CALEDONIA	25,263	35,562	40.77	64,907	73,468	13.19
NORTHERN MARIANA ISLANDS	1,573	23,589	1,399.62	4,704	64,949	1,280.72
VANUATU	51,183	37,789	-26.17	99,342	45,258	-54.44
WALLIS AND FUTUNA ISLANDS	4,000	0	-100.00	11,883	0	-100.00
AMERICAN SAMOA	8,767	6,064	-30.83	15,512	7,764	-49.95
COOK ISLANDS	29,257	14,288	-51.16	30,992	15,896	-48.71
FIJI	251,057	185,111	-26.27	332,267	243,944	-26.58
MARSHALL ISLANDS	202	10,602	5,148.51	304	19,018	6,155.92
SAMOA	81,746	31,238	-61.79	52,441	50,326	-4.03
SOLOMON ISLANDS	72,386	66,895	-7.59	70,763	157,231	122.19
TONGA	199,919	209,347	4.72	175,806	211,424	20.26

TABEL 5. PERKEMBANGAN EKSPOR INDONESIA MENURUT KOMODITI DAN NEGARA TUJUAN

JENIS BARANG	BERAT BERSIH (KG)		PERUB	NILAI FOB (US \$)		PERUB
	JAN-MEI 2005	JAN-MEI 2006	%	JAN-MEI 2005	JAN-MEI 2006	%
(1)	(2)	(3)	(4)	(5)	(6)	(7)
EAST TIMOR	720,686	556,089	-22.84	589,136	403,423	-31.52
UNITED STATES	6,044,997	7,832,011	29.56	12,542,259	16,996,439	35.51
CANADA	668,277	802,287	20.05	2,498,725	2,355,501	-5.73
MEXICO	142,575	172,511	21.00	233,914	469,077	100.53
GUATEMALA	7,621	0	-100.00	21,151	0	-100.00
PANAMA	5,199	0	-100.00	6,642	0	-100.00
SURINAME	54,442	55,605	2.14	68,869	61,051	-11.35
CHILE	29,346	5,191	-82.31	85,711	22,894	-73.29
BRAZIL	12,500	560	-95.52	5,313	500	-90.59
COLOMBIA	26	22,093	84,873.08	75	56,730	75,540.00
ECUADOR	8,377	8,033	-4.11	22,850	20,741	-9.23
PERU	15,022	0	-100.00	25,165	0	-100.00
TRINIDAD AND TOBAGO	0	16,333	-	0	37,286	-
BAHAMAS	100	0	-100.00	672	0	-100.00
JAMAICA	0	30,184	-	0	26,853	-
PUERTO RICO	57,341	340,008	492.96	134,307	273,207	103.42
EL SALVADOR	0	6,827	-	0	17,369	-
BARBADOS	4,610	0	-100.00	11,967	0	-100.00
FRENCH POLYNESIA	55,792	56,093	0.54	111,579	71,125	-36.26
NETHERLANDS ANTILLES	0	3,776	-	0	9,304	-
UNITED KINGDOM	1,227,873	468,554	-61.84	1,623,534	925,659	-42.98
NETHERLANDS	5,021,483	8,190,195	63.10	5,674,883	7,437,160	31.05
FRANCE	113,586	328,262	189.00	174,601	353,561	102.50
GERMANY, FED. REP. OF	288,630	314,059	8.81	1,425,934	659,126	-53.78
AUSTRIA	290	825	184.48	1,663	5,100	206.67
BELGIUM	74,578	178,915	139.90	304,893	530,992	74.16
SWITZERLAND	8,232	5,802	-29.52	10,268	11,900	15.89
DENMARK	30,221	36,579	21.04	42,973	23,658	-44.95
NORWAY	15,153	129,243	752.92	34,453	154,807	349.33
SWEDEN	52,468	15,955	-69.59	116,136	21,680	-81.33
FINLAND	276,137	358,855	29.96	254,056	396,493	56.07
IRELAND	2,048	951	-53.56	7,853	3,016	-61.59
ITALY	120,757	170,059	40.83	345,935	944,101	172.91
SPAIN	817,146	913,647	11.81	984,581	1,030,771	4.69
PORTUGAL	92,342	64,446	-30.21	76,038	31,480	-58.60
GREECE	70,577	36,889	-47.73	305,173	90,269	-70.42
CZECHOSLOVAKIA	95,822	80,670	-15.81	92,038	99,196	7.78
HUNGARY	638	0	-100.00	422	0	-100.00
POLAND	41,722	14,691	-64.79	60,365	42,482	-29.62
ROMANIA	52,223	97,807	87.29	72,398	132,270	82.70
BULGARIA	41,971	42,459	1.16	68,486	114,070	66.56
KAZAKHSTAN	10,734	0	-100.00	8,162	0	-100.00
UKRAINE	16,500	72,232	337.77	6,747	65,592	872.17
LITHUANIA	7,650	26,148	241.80	20,445	53,005	159.26
LATVIA	135,546	40,890	-69.83	199,534	95,204	-52.29
ESTONIA	0	183,831	-	0	266,554	-
MALTA	105,096	101,991	-2.95	137,305	135,437	-1.36
SLOVAKIA	6,217	0	-100.00	11,155	0	-100.00
SLOVENIA	3,000	0	-100.00	13,800	0	-100.00
CZECH REPUBLIC	108,315	32,503	-69.99	93,404	25,225	-72.99
RUSSIA FEDERATION	270,255	466,006	72.43	308,086	461,047	49.65
SEMEN	1,649,346,850	2,417,805,957	46.59	44,637,112	73,078,541	63.72
JAPAN	57,653	3,930,345	6,717.24	23,489	171,429	629.83
KOREA, REPUBLIC OF	0	200,000	-	0	21,168	-
TAIWAN	7,590,700	8,807,717	16.03	514,157	632,494	23.02
CHINA	75	1,209	1,512.00	51	599	1,074.51
THAILAND	0	1,031	-	0	120	-
SINGAPORE	233,740,728	107,977,707	-53.80	5,132,385	3,031,303	-40.94
PHILIPPINES	0	857,700	-	0	91,278	-
MALAYSIA	20,167,615	259,057,535	1,184.52	423,523	7,270,596	1,616.69
MYANMAR (FORM. BURMA)	0	83,588	-	0	9,007	-
BRUNEI DARUSSALAM	0	22,000,000	-	0	502,040	-
VIET NAM	17,228,887	105,000	-99.39	612,348	8,682	-98.58
MALDIVES	0	10,015,977	-	0	365,844	-
INDIA	0	30,352,412	-	0	809,651	-
BANGLADESH	350,573,381	430,672,511	22.85	7,079,209	11,666,811	64.80
SRI LANKA	97,765,476	281,747,226	188.19	2,368,768	9,492,418	300.73
KUWAIT	0	83,089,845	-	0	2,961,716	-
YEMEN	15,721,813	0	-100.00	475,428	0	-100.00
UNITED ARAB EMIRATES	1	104,191,993	-	15	3,000,647	-
SUDAN	15,500,000	0	-100.00	468,720	0	-100.00
MADAGASCAR	15,850	57,115,427	360,249.70	475,506	1,993,340	319.20
MOZAMBIQUE	0	127,195,436	-	0	3,701,818	-
TOGO	0	10,798,927	-	0	317,596	-
GHANA	110,500,032	339,762,649	207.48	2,610,754	9,759,729	273.83
LIBERIA	0	28,000,000	-	0	793,800	-

TABEL 5. PERKEMBANGAN EKSPOR INDONESIA MENURUT KOMODITI DAN NEGARA TUJUAN

JENIS BARANG	BERAT BERSIH (KG)		PERUB	NILAI FOB (US \$)		PERUB
	JAN-MEI 2005	JAN-MEI 2006	%	JAN-MEI 2005	JAN-MEI 2006	%
(1)	(2)	(3)	(4)	(5)	(6)	(7)
GUINEA	0	50,000	-	0	2,600	-
NIGERIA	0	36,600,400	-	0	1,207,813	-
SIERRA LEONE	15,000,000	15,000,000	0.00	354,450	429,750	21.24
GABON	0	20,000,000	-	0	573,000	-
BENIN	30,000,000	98,350,000	227.83	708,900	2,837,864	300.32
SEYCHELLES	0	5,000,000	-	0	174,850	-
MAURITIUS	124,909,632	100,906,187	-19.22	3,691,625	3,543,986	-4.00
AUSTRALIA	79,709,321	104,570,928	31.19	1,782,223	3,071,612	72.35
NEW ZEALAND	26,299,133	40,000	-99.85	1,075,521	3,288	-99.69
MICRONESIA, FEDERATED STATES OF	0	119	-	0	268	-
GUAM	1,000	0	-100.00	49	0	-100.00
VANUATU	0	600,000	-	0	22,680	-
AMERICAN SAMOA	3,490,000	4,400,000	26.07	132,496	168,030	26.82
COOK ISLANDS	0	2,804	-	0	998	-
FIJI	144	0	-100.00	16	0	-100.00
SAMOA	8,000,000	3,700,000	-53.75	294,880	141,000	-52.18
SOLOMON ISLANDS	0	100,000	-	0	3,780	-
TONGA	2,300,277	760,000	-66.96	84,925	28,728	-66.17
CHRISTMAS ISLANDS	501,000	2,004,000	300.00	17,755	85,792	383.20
EAST TIMOR	6,307,678	4,303,715	-31.77	439,279	176,580	-59.80
UNITED STATES	449,013,761	56,296,069	-87.46	14,703,085	2,107,065	-85.67
PANAMA	0	11,400,000	-	0	387,600	-
BRAZIL	0	27,300,000	-	0	709,800	-
BAHAMAS	2,900,000	0	-100.00	106,894	0	-100.00
FRENCH POLYNESIA	21,063,000	16,657,500	-20.92	821,500	645,546	-21.42
BELGIUM	2	0	-100.00	2	0	-100.00
PORTUGAL	1,440,000	3,800,000	163.89	63,159	153,825	143.55
BULGARIA	9,549,691	0	-100.00	176,000	0	-100.00
-DARI ROTAN	4,754,624	3,743,707	-21.26	10,813,854	9,513,737	-12.02
JAPAN	372,687	323,608	-13.17	1,581,495	1,561,470	-1.27
HONG KONG	7,831	63	-99.20	17,871	14	-99.92
KOREA, REPUBLIC OF	225,324	194,578	-13.65	435,314	606,187	39.25
TAIWAN	50,792	30,892	-39.18	104,593	79,984	-23.53
CHINA	22,766	174	-99.24	43,467	176	-99.60
THAILAND	0	1,154	-	0	5,874	-
SINGAPORE	13,302	10,206	-23.27	27,928	11,287	-59.59
PHILIPPINES	273	0	-100.00	1,531	0	-100.00
MALAYSIA	6,364	15,219	139.14	16,378	13,732	-16.16
CAMBODIA	0	32	-	0	1,278	-
BRUNEI DARUSSALAM	31	0	-100.00	175	0	-100.00
VIET NAM	0	4,217	-	0	10,402	-
MALDIVES	244	671	175.00	893	3,554	297.98
INDIA	3,235	2,586	-20.06	3,831	3,734	-2.53
SRI LANKA	346	2,900	738.15	380	4,950	1,202.63
IRAN (ISLAMIC REPUBLIC OF)	671	0	-100.00	607	0	-100.00
SAUDI ARABIA	4,096	1,534	-62.55	8,332	2,144	-74.27
KUWAIT	3,792	257	-93.22	8,299	406	-95.11
JORDAN	1,414	0	-100.00	2,628	0	-100.00
LEBANON	6,262	3,990	-36.28	11,636	8,514	-26.83
YEMEN	2,101	0	-100.00	5,220	0	-100.00
OMAN	5,625	0	-100.00	28,987	0	-100.00
TURKEY	11,278	12,713	12.72	22,815	43,612	91.15
UNITED ARAB EMIRATES	8,322	648	-92.21	19,367	608	-96.86
EGYPT	2,674	14,399	438.48	6,393	13,946	118.14
TUNISIA	0	53,303	-	0	94,423	-
ALGERIA	0	8	-	0	60	-
ETHIOPIA	114	0	-100.00	100	0	-100.00
REUNION	459	546	18.95	473	1,052	122.41
MOZAMBIQUE	0	71	-	0	95	-
COTE D'IVOIRE	789	0	-100.00	421	0	-100.00
SENEGAL	142	0	-100.00	121	0	-100.00
SEYCHELLES	0	1,398	-	0	6,347	-
SOUTH AFRICA	3,302	601	-81.80	7,174	1,585	-77.91
MAURITIUS	7	8	14.29	184	81	-55.98
AUSTRALIA	163,380	113,619	-30.46	292,825	206,302	-29.55
NEW ZEALAND	9,124	16,035	75.75	25,092	25,959	3.46
GUAM	1	564	56,300.00	7	1,320	18,757.14
PALAU	0	13	-	0	1,800	-
NEW CALEDONIA	127	0	-100.00	246	0	-100.00
SAINT VINCENT AND THE GRENADINES	0	714	-	0	300	-
VANUATU	1,000	1,275	27.50	675	399	-40.89
WALLIS AND FUTUNA ISLANDS	0	99	-	0	111	-
COOK ISLANDS	82	0	-100.00	127	0	-100.00
FIJI	0	5,397	-	0	14,933	-
SOLOMON ISLANDS	0	1,312	-	0	2,978	-
UNITED STATES	601,916	686,289	14.02	2,009,529	1,953,982	-2.76

TABEL 5. PERKEMBANGAN EKSPOR INDONESIA MENURUT KOMODITI DAN NEGARA TUJUAN

JENIS BARANG	BERAT BERSIH (KG)		PERUB	NILAI FOB (US \$)		PERUB
	JAN-MEI 2005	JAN-MEI 2006	%	JAN-MEI 2005	JAN-MEI 2006	%
(1)	(2)	(3)	(4)	(5)	(6)	(7)
CANADA	86,494	7,901	-90.87	162,315	24,685	-84.79
MEXICO	645	4,804	644.81	1,460	11,267	671.71
PANAMA	0	983	-	0	2,775	-
CHILE	20	2,228	11,040.00	54	5,510	10,103.70
VENEZUELA	0	14	-	0	17	-
ARGENTINA	0	1,187	-	0	983	-
BRAZIL	2,767	1,367	-50.60	4,215	2,951	-29.99
COLOMBIA	618	742	20.06	1,178	2,635	123.68
PERU	0	4	-	0	108	-
TRINIDAD AND TOBAGO	0	2	-	0	69	-
PUERTO RICO	1,694	3	-99.82	1,734	40	-97.69
DOMINICAN REPUBLIC	1,616	0	-100.00	1,627	0	-100.00
COSTA RICA	236	965	308.90	275	698	153.82
BARBADOS	56	291	419.64	27	189	600.00
ANTIGUA AND BARBUDA	0	286	-	0	128	-
DOMINICA	110	0	-100.00	350	0	-100.00
FRENCH GUIANA	0	96	-	0	52	-
FRENCH POLYNESIA	2,106	5,978	183.86	3,338	10,740	221.75
MARTINIQUE	61	0	-100.00	79	0	-100.00
NETHERLANDS ANTILLES	6	56	833.33	210	252	20.00
GUADELOUPE	117	20	-82.91	224	10	-95.54
UNITED KINGDOM	485,650	326,613	-32.75	1,113,273	723,923	-34.97
NETHERLANDS	392,424	557,474	42.06	778,238	1,150,842	47.88
FRANCE	352,607	80,952	-77.04	482,340	204,674	-57.57
GERMANY, FED. REP. OF	732,484	734,861	0.32	1,555,101	1,452,137	-6.62
AUSTRIA	115,095	5,371	-95.33	129,282	21,988	-82.99
BELGIUM	127,580	153,070	19.98	264,050	375,315	42.14
SWITZERLAND	139,533	1,110	-99.20	182,029	1,030	-99.43
MONACO	0	2	-	0	44	-
DENMARK	48,334	34,904	-27.79	74,471	69,278	-6.97
NORWAY	2,905	43	-98.52	3,679	80	-97.83
SWEDEN	90,662	150,432	65.93	196,010	365,043	86.24
FINLAND	46,005	17,762	-61.39	149,460	57,035	-61.84
IRELAND	12,827	0	-100.00	48,756	0	-100.00
ITALY	235,740	58,788	-75.06	347,376	127,033	-63.43
SPAIN	240,062	24,478	-89.80	421,051	78,082	-81.46
PORTUGAL	27,853	1,726	-93.80	29,614	6,421	-78.32
ICELAND	4,436	0	-100.00	10,816	0	-100.00
GREECE	42,142	23,211	-44.92	106,503	42,334	-60.25
HUNGARY	2,090	782	-62.58	4,430	2,439	-44.94
POLAND	7,297	6,672	-8.57	8,069	14,324	77.52
ROMANIA	0	196	-	0	400	-
BULGARIA	0	1,273	-	0	3,145	-
YUGOSLAVIA	922	3,116	237.96	1,250	5,613	349.04
KAZAKHSTAN	371	463	24.80	1,278	1,641	28.40
UKRAINE	0	1,190	-	0	3,435	-
LATVIA	0	122	-	0	564	-
CROATIA	254	1,667	556.30	919	5,441	492.06
SLOVENIA	1,004	2,209	120.02	2,405	3,736	55.34
CZECH REPUBLIC	240	314	30.83	961	1,039	8.12
RUSSIA FEDERATION	19,688	26,886	36.56	40,293	49,993	24.07
-DARI BAHAN LAINNYA	6,782,872	9,317,459	37.37	17,237,658	22,116,667	28.30
JAPAN	1,221,469	1,018,310	-16.63	5,336,569	4,149,742	-22.24
HONG KONG	13,031	12,067	-7.40	39,006	36,468	-6.51
KOREA, DEMOCRATIC PEOPLE'S	0	1,489	-	0	6,372	-
KOREA, REPUBLIC OF	117,299	118,312	0.86	226,056	297,708	31.70
TAIWAN	650,268	704,440	8.33	195,923	215,702	10.10
CHINA	47,575	1,074,316	2,158.15	60,132	214,692	257.03
PAPUA NEW GUINEA	3,840	0	-100.00	4,001	0	-100.00
THAILAND	3,563	12,657	255.23	8,737	24,146	176.36
SINGAPORE	130,333	28,760	-77.93	119,091	34,178	-71.30
PHILIPPINES	2,474	506	-79.55	3,636	574	-84.21
MALAYSIA	53,882	103,293	91.70	78,876	355,201	350.33
BRUNEI DARUSSALAM	766	110	-85.64	489	589	20.45
VIET NAM	9	150	1,566.67	74	440	494.59
MALDIVES	7,899	13,573	71.83	42,830	53,813	25.64
INDIA	5,922	3,054	-48.43	18,432	8,380	-54.54
PAKISTAN	1,142	0	-100.00	1,195	0	-100.00
BANGLADESH	0	1,845	-	0	8,703	-
SRI LANKA	1,609	12,013	646.61	683	29,464	4,213.91
IRAN (ISLAMIC REPUBLIC OF)	7,270	4,796	-34.03	5,919	3,205	-45.85
SAUDI ARABIA	15,699	62,695	299.36	15,408	38,711	151.24
KUWAIT	1,742	881	-49.43	3,058	1,245	-59.29
JORDAN	0	6,262	-	0	7,978	-
LEBANON	10,156	24,557	141.80	3,157	8,232	160.75
YEMEN	0	122	-	0	184	-

TABEL 5. PERKEMBANGAN EKSPOR INDONESIA MENURUT KOMODITI DAN NEGARA TUJUAN

JENIS BARANG	BERAT BERSIH (KG)		PERUB	NILAI FOB (US \$)		PERUB
	JAN-MEI 2005	JAN-MEI 2006	%	JAN-MEI 2005	JAN-MEI 2006	%
(1)	(2)	(3)	(4)	(5)	(6)	(7)
OMAN	92	23	-75.00	50	837	1,574.00
TURKEY	15,088	109,012	622.51	22,063	228,572	936.00
UNITED ARAB EMIRATES	7,769	11,046	42.18	24,888	36,634	47.20
BAHRAIN	410	60,000	14,534.15	4,571	4,054	-11.31
CYPRUS	2,126	6,464	204.05	6,625	13,407	102.37
EGYPT	490	4,559	830.41	1,617	5,655	249.72
MOROCCO	70	11,806	16,765.71	735	12,115	1,548.30
TUNISIA	14,268	14,043	-1.58	20,744	37,654	81.52
ALGERIA	129	89	-31.01	350	600	71.43
NAMIBIA	69	0	-100.00	168	0	-100.00
TANZANIA, UNITED REPUBLIC OF	0	186	-	0	713	-
MADAGASCAR	1,782	1,141	-35.97	4,209	639	-84.82
KENYA	12	532	4,333.33	60	597	895.00
REUNION	26,843	35,045	30.56	49,399	47,426	-3.99
MOZAMBIQUE	9,035	0	-100.00	7,342	0	-100.00
CONGO	0	1	-	0	52	-
GABON	10	199	1,890.00	10	758	7,480.00
COTE D'IVOIRE	2,102	267	-87.30	1,989	248	-87.53
SENEGAL	0	608	-	0	1,651	-
U.S. VIRGIN ISLANDS	1,592	0	-100.00	1,694	0	-100.00
SEYCHELLES	5,734	79,832	1,292.26	3,014	46,596	1,445.99
UGANDA	0	1	-	0	16	-
SOUTH AFRICA	46,357	56,075	20.96	63,530	78,005	22.78
MAURITIUS	9,577	1,611	-83.18	90,351	3,394	-96.24
VIRGIN ISLANDS (BRITISH)	1,278	8	-99.37	3,545	38	-98.93
AUSTRALIA	361,543	484,413	33.98	463,828	466,872	0.66
NEW ZEALAND	30,237	36,798	21.70	78,996	100,428	27.13
MICRONESIA, FEDERATED STATES OF	1,058	135	-87.24	547	306	-44.06
GUAM	3,383	3,421	1.12	6,849	11,175	63.16
PALAU	1,198	4	-99.67	1,353	30	-97.78
NEW CALEDONIA	30,113	13,364	-55.62	48,360	30,473	-36.99
NORTHERN MARIANA ISLANDS	1,404	639	-54.49	3,661	1,546	-57.77
SAINT VINCENT AND THE GRENADINES	1,945	1,822	-6.32	1,874	765	-59.18
VANUATU	1,623	1,459	-10.10	1,794	1,051	-41.42
WALLIS AND FUTUNA ISLANDS	155	985	535.48	225	1,253	456.89
AMERICAN SAMOA	629	0	-100.00	707	0	-100.00
COOK ISLANDS	110	28,139	25,480.91	554	5,729	934.12
FIJI	5,926	27,323	361.07	17,768	58,511	229.31
MARSHALL ISLANDS	0	16	-	0	41	-
SAMOA	133	0	-100.00	64	0	-100.00
TONGA	2,355	162	-93.12	1,835	1,656	-9.75
UNITED STATES MINOR OUTLYING	1	0	-100.00	1	0	-100.00
EAST TIMOR	128	287	124.22	337	178	-47.18
UNITED STATES	1,371,060	2,125,890	55.05	4,247,802	8,352,413	96.63
CANADA	114,108	147,135	28.94	295,952	530,376	79.21
MEXICO	32,612	12,151	-62.74	88,131	38,450	-56.37
GUATEMALA	267	0	-100.00	371	0	-100.00
HONDURAS	51	0	-100.00	73	0	-100.00
NICARAGUA	0	401	-	0	174	-
PANAMA	9,956	1,532	-84.61	26,141	4,323	-83.46
SURINAME	0	623	-	0	2,942	-
CHILE	8,659	8,735	0.88	22,327	32,195	44.20
VENEZUELA	3,870	379	-90.21	6,088	489	-91.97
ARGENTINA	15,850	34,950	120.50	22,349	88,579	296.34
BRAZIL	51,583	32,389	-37.21	65,798	159,103	141.81
COLOMBIA	5,717	9,179	60.56	8,160	11,688	43.24
URUGUAY	516	82	-84.11	1,436	192	-86.63
PERU	102	635	522.55	679	2,388	251.69
GUYANA	9,225	0	-100.00	29,273	0	-100.00
TRINIDAD AND TOBAGO	7	0	-100.00	10	0	-100.00
BAHAMAS	5,898	9,274	57.24	18,541	28,350	52.90
JAMAICA	9,236	3,947	-57.27	38,392	6,731	-82.47
PUERTO RICO	3,828	3,088	-19.33	12,691	7,727	-39.11
BELIZE	0	450	-	0	2,142	-
DOMINICAN REPUBLIC	31,863	20,729	-34.94	37,505	40,326	7.52
EL SALVADOR	447	16	-96.42	382	61	-84.03
COSTA RICA	10,796	4,435	-58.92	25,264	4,221	-83.29
HAITI	0	1,048	-	0	711	-
BARBADOS	260	963	270.38	234	1,286	449.57
ANTIGUA AND BARBUDA	1,253	2,757	120.03	1,256	1,398	11.31
BERMUDA	86	116	34.88	483	813	68.32
FRENCH GUIANA	1,040	1,287	23.75	1,432	5,774	303.21
FRENCH POLYNESIA	17,973	20,376	13.37	39,371	69,427	76.34
MARTINIQUE	6,421	6,496	1.17	10,080	14,822	47.04
NETHERLANDS ANTILLES	293	379	29.35	2,750	4,026	46.40
TURKS AND CAICOS ISLANDS	201	1,137	465.67	226	336	48.67

TABEL 5. PERKEMBANGAN EKSPOR INDONESIA MENURUT KOMODITI DAN NEGARA TUJUAN

JENIS BARANG	BERAT BERSIH (KG)		PERUB	NILAI FOB (US \$)		PERUB
	JAN-MEI 2005	JAN-MEI 2006	%	JAN-MEI 2005	JAN-MEI 2006	%
(1)	(2)	(3)	(4)	(5)	(6)	(7)
GADELOUPE	3,009	8,087	168.76	7,018	17,886	154.86
SAINT KITTS AND NEVIS	0	18	-	0	26	-
UNITED KINGDOM	217,607	274,774	26.27	737,438	1,045,506	41.78
NETHERLANDS	227,473	484,858	113.15	501,298	632,940	26.26
FRANCE	341,145	357,542	4.81	731,316	927,718	26.86
GERMANY, FED. REP. OF	311,803	179,864	-42.31	596,864	407,219	-31.77
AUSTRIA	16,811	6,850	-59.25	34,616	29,972	-13.42
BELGIUM	86,791	112,428	29.54	208,252	242,724	16.55
SWITZERLAND	18,332	15,141	-17.41	78,362	47,969	-38.79
MONACO	0	47	-	0	817	-
DENMARK	19,854	29,629	49.23	72,150	81,113	12.42
NORWAY	2,134	1,807	-15.32	5,934	5,275	-11.11
SWEDEN	23,038	17,306	-24.88	39,897	56,117	40.65
FINLAND	11,386	22,098	94.08	23,489	49,643	111.35
IRELAND	13,526	38,274	182.97	55,932	75,974	35.83
ITALY	352,033	509,607	44.76	720,837	993,722	37.86
SPAIN	342,295	345,308	0.88	917,600	934,414	1.83
PORTUGAL	18,007	9,946	-44.77	39,546	37,218	-5.89
GREECE	77,444	83,438	7.74	160,149	142,707	-10.89
HUNGARY	20,693	16,799	-18.82	38,621	18,365	-52.45
POLAND	23,694	26,432	11.56	29,119	41,032	40.91
ROMANIA	2,079	0	-100.00	2,366	0	-100.00
BULGARIA	5,018	14,758	194.10	13,851	24,898	79.76
YUGOSLAVIA	5,703	6,972	22.25	9,464	14,951	57.98
UKRAINE	4,090	19,938	387.48	12,491	31,886	155.27
UZBEKISTAN	1	0	-100.00	3	0	-100.00
LITHUANIA	382	120	-68.59	2,233	217	-90.28
ESTONIA	463	0	-100.00	815	0	-100.00
GEORGIA	0	24	-	0	119	-
CROATIA	5,218	24,596	371.37	29,585	25,025	-15.41
MALTA	5,630	14,781	162.54	17,288	66,425	284.23
SLOVAKIA	1,683	280	-83.36	617	603	-2.27
SLOVENIA	2,227	10,367	365.51	2,325	10,486	351.01
CZECH REPUBLIC	11,516	20,619	79.05	8,419	12,023	42.81
RUSSIA FEDERATION	15,887	18,449	16.13	37,587	34,812	-7.38
-DARI ROTAN	58,830,058	54,898,284	-6.68	161,363,144	151,178,417	-6.31
JAPAN	8,502,955	6,380,252	-24.96	22,326,131	18,863,909	-15.51
HONG KONG	632,050	81,816	-87.06	517,096	118,631	-77.06
KOREA, REPUBLIC OF	467,754	435,281	-6.94	700,948	694,639	-0.90
TAIWAN	664,781	529,332	-20.37	892,898	901,787	1.00
CHINA	252,044	421,486	67.23	679,688	317,749	-53.25
MONGOLIA	1,800	0	-100.00	6,180	0	-100.00
MACAU	10,000	0	-100.00	35,882	0	-100.00
PAPUA NEW GUINEA	6,851	67	-99.02	14,516	192	-98.68
THAILAND	19,290	146,609	660.03	108,822	642,053	490.00
SINGAPORE	260,504	488,153	87.39	1,408,939	2,623,493	86.20
PHILIPPINES	8,875	19,194	116.27	31,728	41,814	31.79
MALAYSIA	953,346	950,235	-0.33	1,913,669	2,421,074	26.51
BRUNEI DARUSSALAM	5,395	7,999	48.27	2,310	20,137	771.73
VIET NAM	340	9,894	2,810.00	2,867	69,714	2,331.60
MALDIVES	7,989	55,954	600.39	26,658	68,263	156.07
INDIA	76,315	51,203	-32.91	131,544	123,504	-6.11
PAKISTAN	0	12,614	-	0	19,739	-
SRI LANKA	18,252	2,498	-86.31	49,201	5,175	-89.48
IRAN (ISLAMIC REPUBLIC OF)	8,079	117,134	1,349.86	32,208	314,018	874.97
SAUDI ARABIA	154,370	139,609	-9.56	484,907	224,620	-53.68
KUWAIT	259,839	183,218	-29.49	520,531	213,251	-59.03
JORDAN	22,683	34,490	52.05	59,544	53,227	-10.61
LEBANON	112,116	181,116	61.54	263,276	513,845	95.17
YEMEN	10,686	3,029	-71.65	30,446	6,365	-79.09
OMAN	58,599	40,840	-30.31	108,641	119,606	10.09
TURKEY	475,503	605,078	27.25	1,505,691	1,807,052	20.01
UNITED ARAB EMIRATES	319,746	140,929	-55.92	766,040	363,012	-52.61
QATAR	24,494	18,431	-24.75	90,806	46,689	-48.58
BAHRAIN	60,252	11,498	-80.92	145,980	16,801	-88.49
CYPRUS	121,882	221,874	82.04	437,300	829,637	89.72
EGYPT	233,075	176,211	-24.40	503,325	332,255	-33.99
MOROCCO	57,856	89,463	54.63	128,947	203,812	58.06
TUNISIA	10,855	40,645	274.44	34,021	137,630	304.54
ALGERIA	3,016	0	-100.00	6,760	0	-100.00
SUDAN	72,326	29,077	-59.80	77,965	31,610	-59.46
NAMIBIA	5,139	2,363	-54.02	16,062	10,585	-34.10
TANZANIA, UNITED REPUBLIC OF	26,405	7,138	-72.97	34,534	5,908	-82.89
MADAGASCAR	0	2,535	-	0	2,200	-
KENYA	18,019	19,992	10.95	15,217	16,168	6.25
REUNION	148,462	89,990	-39.39	306,906	165,992	-45.91

TABEL 5. PERKEMBANGAN EKSPOR INDONESIA MENURUT KOMODITI DAN NEGARA TUJUAN

JENIS BARANG	BERAT BERSIH (KG)		PERUB	NILAI FOB (US \$)		PERUB
	JAN-MEI 2005	JAN-MEI 2006	%	JAN-MEI 2005	JAN-MEI 2006	%
(1)	(2)	(3)	(4)	(5)	(6)	(7)
MOZAMBIQUE	3,306	2,726	-17.54	2,208	3,609	63.45
EQUATORIAL GUINEA	0	2,124	-	0	1,665	-
GHANA	0	28	-	0	143	-
CONGO	19,219	23,376	21.63	16,650	19,668	18.13
CAMEROON	0	4,422	-	0	10,265	-
GABON	71	27,836	39,105.63	65	59,351	91,209.23
COTE D'IVOIRE	623	473	-24.08	4,874	435	-91.08
SENEGAL	21,900	4,644	-78.79	17,056	3,653	-78.58
SEYCHELLES	4,976	12,981	160.87	23,232	24,484	5.39
DJIBOUTI	3,526	0	-100.00	3,444	0	-100.00
SOUTH AFRICA	504,402	613,227	21.58	1,374,009	1,315,839	-4.23
MAURITIUS	19,625	8,720	-55.57	44,757	6,805	-84.80
AUSTRALIA	1,702,082	1,331,632	-21.76	4,588,159	2,606,522	-43.19
NEW ZEALAND	94,241	66,744	-29.18	267,704	230,141	-14.03
GUAM	27	15,593	57,651.85	142	76,842	54,014.08
NEW CALEDONIA	26,384	9,891	-62.51	55,935	21,044	-62.38
NORTHERN MARIANA ISLANDS	8,637	0	-100.00	73,966	0	-100.00
SAINT VINCENT AND THE GRENADINES	0	1,310	-	0	550	-
VANUATU	491	21,425	4,263.54	332	17,700	5,231.33
BRITISH INDIAN OCEAN TERRITORY	0	6,384	-	0	13,102	-
COOK ISLANDS	4,437	0	-100.00	4,795	0	-100.00
FIJI	19,362	37,979	96.15	33,778	114,813	239.90
SAMOA	10,572	1,232	-88.35	59,091	2,860	-95.16
SOLOMON ISLANDS	1,312	0	-100.00	2,978	0	-100.00
EAST TIMOR	2,933	2,950	0.58	1,843	4,650	152.31
UNITED STATES	8,269,093	6,311,780	-23.67	24,339,900	19,905,561	-18.22
CANADA	537,526	409,990	-23.73	1,506,838	1,412,650	-6.25
MEXICO	210,650	329,333	56.34	461,641	752,070	62.91
GUATEMALA	7,970	11,340	42.28	28,620	45,727	59.77
HONDURAS	0	6,294	-	0	29,650	-
NICARAGUA	2,281	4,850	112.63	8,964	12,916	44.09
PANAMA	40,963	63,713	55.54	151,969	107,034	-29.57
CUBA	10,996	16,864	53.36	15,205	26,640	75.21
SURINAME	29,271	6,100	-79.16	27,530	16,068	-41.63
CHILE	7,724	25,214	226.44	34,520	95,161	175.67
VENEZUELA	17,362	28,304	63.02	37,487	89,657	139.17
ARGENTINA	40,887	47,281	15.64	114,451	104,723	-8.50
BRAZIL	37,912	116,596	207.54	67,596	269,793	299.13
COLOMBIA	15,729	19,752	25.58	20,812	54,473	161.74
BOLIVIA	0	4,368	-	0	19,012	-
URUGUAY	0	916	-	0	10,426	-
PARAGUAY	1,826	0	-100.00	2,600	0	-100.00
ECUADOR	19,754	11,321	-42.69	78,824	31,946	-59.47
PERU	11,644	3,899	-66.51	25,156	8,817	-64.95
GUYANA	5,203	4,155	-20.14	9,504	10,508	10.56
TRINIDAD AND TOBAGO	13,251	2,498	-81.15	31,095	7,570	-75.66
BAHAMAS	6,089	11,771	93.32	12,084	22,128	83.12
JAMAICA	0	19,710	-	0	54,248	-
PUERTO RICO	178,919	60,011	-66.46	373,292	142,596	-61.80
BELIZE	0	4,996	-	0	17,000	-
DOMINICAN REPUBLIC	109,964	62,025	-43.60	257,925	155,982	-39.52
EL SALVADOR	6,225	11,778	89.20	22,465	33,223	47.89
COSTA RICA	9,662	17,542	81.56	7,225	37,042	412.69
HAITI	2,330	0	-100.00	9,605	0	-100.00
BARBADOS	16,361	27,432	67.67	16,517	52,452	217.56
ARUBA	0	7,135	-	0	15,838	-
BERMUDA	1,382	0	-100.00	7,605	0	-100.00
DOMINICA	57,260	0	-100.00	168,982	0	-100.00
FRENCH GUIANA	19,848	19,515	-1.68	62,563	44,464	-28.93
FRENCH POLYNESIA	33,940	55,300	62.93	66,424	94,035	41.57
GRENADA	2,252	3,099	37.61	2,887	9,286	221.65
MARTINIQUE	87,303	67,682	-22.47	218,112	129,557	-40.60
NETHERLANDS ANTILLES	21,591	32,832	52.06	47,176	46,746	-0.91
NORFOLK ISLANDS	3,840	0	-100.00	6,930	0	-100.00
SAINT LUCIA	7,128	0	-100.00	16,519	0	-100.00
TURKS AND CAICOS ISLANDS	948	0	-100.00	2,391	0	-100.00
GUADELOUPE	184,743	146,522	-20.69	375,471	263,232	-29.89
UNITED KINGDOM	3,704,108	3,520,516	-4.96	12,054,513	12,345,566	2.41
NETHERLANDS	3,967,391	3,517,694	-11.33	11,454,280	10,148,090	-11.40
FRANCE	1,781,952	2,268,526	27.31	5,553,398	5,320,271	-4.20
GERMANY, FED. REP. OF	7,595,008	7,161,232	-5.71	20,979,527	19,241,690	-8.28
AUSTRIA	223,290	214,882	-3.77	1,162,465	447,621	-61.49
BELGIUM	1,890,591	2,136,838	13.02	5,926,103	6,790,214	14.58
SWITZERLAND	115,046	190,249	65.37	660,009	382,848	-41.99
DENMARK	697,633	486,821	-30.22	1,975,247	1,425,227	-27.85
NORWAY	295,631	210,070	-28.94	787,357	589,285	-25.16

TABEL 5. PERKEMBANGAN EKSPOR INDONESIA MENURUT KOMODITI DAN NEGARA TUJUAN

JENIS BARANG	BERAT BERSIH (KG)		PERUB	NILAI FOB (US \$)		PERUB
	JAN-MEI 2005	JAN-MEI 2006	%	JAN-MEI 2005	JAN-MEI 2006	%
(1)	(2)	(3)	(4)	(5)	(6)	(7)
SWEDEN	551,609	639,522	15.94	2,076,863	1,863,883	-10.25
FINLAND	738,421	621,057	-15.89	2,061,663	1,390,772	-32.54
IRELAND	280,717	96,916	-65.48	480,922	191,179	-60.25
ITALY	4,159,116	4,445,702	6.89	10,443,773	10,796,059	3.37
SPAIN	2,767,729	3,268,607	18.10	6,970,138	8,478,616	21.64
PORTUGAL	265,217	312,172	17.70	802,443	619,411	-22.81
ICELAND	13,660	6,712	-50.86	16,086	17,094	6.27
GREECE	1,631,030	1,655,629	1.51	4,435,589	3,882,085	-12.48
CZECHOSLOVAKIA	43,640	0	-100.00	38,500	0	-100.00
HUNGARY	132,963	159,520	19.97	314,726	421,692	33.99
POLAND	353,245	540,473	53.00	1,105,220	1,576,049	42.60
ROMANIA	162,409	214,621	32.15	314,835	517,929	64.51
BULGARIA	97,377	32,784	-66.33	120,439	74,101	-38.47
YUGOSLAVIA	32,896	29,341	-10.81	53,277	34,240	-35.73
ARMENIA	4,450	0	-100.00	13,884	0	-100.00
AZERBAIJAN	0	3,300	-	0	10,876	-
BELARUS	5,472	6,188	13.08	16,754	13,869	-17.22
KAZAKHSTAN	12,149	25,365	108.78	35,140	79,094	125.08
KYRGYZSTAN	0	3,879	-	0	2,946	-
MOLDOVA, REPUBLIC OF	0	4,139	-	0	7,396	-
UKRAINE	43,896	131,466	199.49	152,556	392,928	157.56
LITHUANIA	3,300	15,066	356.55	6,462	48,730	654.10
LATVIA	31,376	50,202	60.00	73,400	157,558	114.66
ESTONIA	18,671	25,524	36.70	48,686	49,767	2.22
GEORGIA	3,164	3,896	23.14	5,800	12,986	123.90
CROATIA	159,760	101,609	-36.40	288,205	219,665	-23.78
BOSNIA AND HERZEGOVINA	0	3,340	-	0	12,228	-
MALTA	10,369	3,000	-71.07	28,055	7,608	-72.88
SLOVAKIA	18,038	41,908	132.33	36,244	269,888	644.64
SLOVENIA	140,253	204,866	46.07	332,316	420,687	26.59
CZECH REPUBLIC	90,631	185,114	104.25	149,728	380,265	153.97
RUSSIA FEDERATION	217,954	444,676	104.02	758,454	1,529,476	101.66
-DARI BAHAN LAINNYA	332,071,729	321,036,041	-3.32	692,140,725	658,294,458	-4.89
JAPAN	33,861,725	35,000,679	3.36	55,489,127	57,772,939	4.12
HONG KONG	1,087,453	870,659	-19.94	1,493,956	1,009,003	-32.46
KOREA, DEMOCRATIC PEOPLE'S	0	7,284	-	0	10,432	-
KOREA, REPUBLIC OF	5,016,928	5,368,831	7.01	7,532,427	9,258,942	22.92
TAIWAN	3,678,463	3,269,586	-11.12	5,030,042	5,448,928	8.33
CHINA	4,068,261	6,080,683	49.47	3,710,931	4,731,278	27.50
MACAU	5,912	0	-100.00	13,528	0	-100.00
PAPUA NEW GUINEA	2,141	19,519	811.68	2,161	35,018	1,520.45
THAILAND	397,313	457,571	15.17	699,354	604,873	-13.51
SINGAPORE	4,853,287	7,732,038	59.32	8,245,281	7,622,425	-7.55
PHILIPPINES	1,109,283	878,770	-20.78	542,225	473,784	-12.62
MALAYSIA	7,489,078	7,572,229	1.11	8,046,021	7,670,993	-4.66
MYANMAR (FORM. BURMA)	10,628	8,628	-18.82	12,622	9,920	-21.41
CAMBODIA	31,949	6,286	-80.32	9,261	4,165	-55.03
BRUNEI DARUSSALAM	181,207	68,953	-61.95	179,987	65,135	-63.81
NEPAL	5,500	0	-100.00	6,469	0	-100.00
VIET NAM	97,775	280,070	186.44	389,647	241,584	-38.00
MALDIVES	819,544	947,203	15.58	1,342,195	996,101	-25.79
INDIA	514,380	1,138,494	121.33	709,508	1,179,675	66.27
PAKISTAN	46,177	51,609	11.76	31,564	58,808	86.31
BANGLADESH	67,138	52,977	-21.09	44,976	45,641	1.48
SRI LANKA	396,125	351,754	-11.20	475,992	515,881	8.38
AFGHANISTAN	170,702	286,906	68.07	145,636	209,613	43.93
IRAQ	0	171,862	-	0	127,093	-
IRAN (ISLAMIC REPUBLIC OF)	320,804	287,032	-10.53	378,357	383,155	1.27
SAUDI ARABIA	1,326,312	1,974,571	48.88	1,198,598	1,562,395	30.35
KUWAIT	2,146,808	1,154,492	-46.22	1,876,877	1,109,344	-40.89
JORDAN	480,212	367,597	-23.45	479,734	464,653	-3.14
LEBANON	440,259	405,737	-7.84	539,859	543,135	0.61
YEMEN	172,365	220,637	28.01	177,272	220,311	24.28
OMAN	460,993	358,838	-22.16	354,651	257,440	-27.41
SYRIA ARAB REPUBLIC	0	3,011	-	0	10,495	-
TURKEY	1,773,688	1,842,601	3.89	4,202,665	4,223,395	0.49
UNITED ARAB EMIRATES	14,033,489	12,450,774	-11.28	11,479,040	9,405,287	-18.07
QATAR	115,886	120,930	4.35	249,175	391,717	57.21
BAHRAIN	261,572	406,463	55.39	287,216	543,252	89.14
CYPRUS	303,210	402,409	32.72	712,207	855,173	20.07
EGYPT	352,876	373,947	5.97	437,540	442,810	1.20
LIBYAN ARAB JAMAHIRIYA	213,051	297,521	39.65	161,849	248,555	53.57
MOROCCO	1,082,007	607,687	-43.84	746,765	506,460	-32.18
TUNISIA	103,979	37,701	-63.74	129,805	175,706	35.36
ALGERIA	142,249	140,853	-0.98	103,831	124,087	19.51
SUDAN	718,309	834,947	16.24	626,527	710,164	13.35

TABEL 5. PERKEMBANGAN EKSPOR INDONESIA MENURUT KOMODITI DAN NEGARA TUJUAN

JENIS BARANG	BERAT BERSIH (KG)		PERUB	NILAI FOB (US \$)		PERUB
	JAN-MEI 2005	JAN-MEI 2006	%	JAN-MEI 2005	JAN-MEI 2006	%
(1)	(2)	(3)	(4)	(5)	(6)	(7)
NAMIBIA	4,404	12,409	181.77	13,408	9,382	-30.03
ETHIOPIA	26,893	21,357	-20.59	23,265	22,273	-4.26
TANZANIA, UNITED REPUBLIC OF	183,183	280,618	53.19	179,534	274,811	53.07
MADAGASCAR	30,315	21,349	-29.58	42,608	19,819	-53.49
KENYA	213,594	234,499	9.79	200,360	155,829	-22.23
REUNION	804,963	810,398	0.68	1,274,766	1,277,068	0.18
MOZAMBIQUE	1,401	23,956	1,609.92	1,200	45,830	3,719.17
BOTSWANA	0	47,204	-	0	51,531	-
EQUATORIAL GUINEA	9,027	12,395	37.31	6,041	12,302	103.64
TOGO	6,580	6,753	2.63	7,470	12,491	67.22
GHANA	80,077	23,557	-70.58	83,820	24,159	-71.18
GUINEA	2,354	3,985	69.29	2,038	26,190	1,185.08
ANGOLA	5,033	101,427	1,915.24	5,625	70,628	1,155.61
CONGO	40,758	75,251	84.63	44,114	96,081	117.80
CAMEROON	46,163	14,685	-68.19	38,802	36,909	-4.88
NIGERIA	156,620	103,131	-34.15	88,585	118,342	33.59
SIERRA LEONE	0	12,995	-	0	12,561	-
GABON	25,774	77,443	200.47	41,468	96,469	132.63
COTE D'IVOIRE	5,378	887	-83.51	4,135	818	-80.22
SENEGAL	29,731	1,288	-95.67	23,909	3,464	-85.51
MAURITANIA	7,828	0	-100.00	11,771	0	-100.00
MALI	0	9,246	-	0	8,573	-
BENIN	98,502	156,136	58.51	109,097	195,642	79.33
U.S. VIRGIN ISLANDS	40,999	58,209	41.98	60,415	178,821	195.99
SEYCHELLES	109,685	21,370	-80.52	227,976	34,470	-84.88
UGANDA	20,842	33,136	58.99	15,518	24,102	55.32
CENTRAL AFRICAN REPUBLIC	4,999	0	-100.00	2,225	0	-100.00
DJIBOUTI	95,737	433,890	353.21	35,648	299,374	739.81
SOUTH AFRICA	1,838,210	1,869,523	1.70	2,543,556	2,570,695	1.07
ZAMBIA	0	106,592	-	0	67,735	-
MAURITIUS	243,242	182,905	-24.81	290,242	232,068	-20.04
RWANDA	99,113	90,317	-8.87	93,151	93,769	0.66
VIRGIN ISLANDS (BRITISH)	30,039	9,394	-68.73	58,434	33,525	-42.63
AUSTRALIA	12,256,284	12,060,434	-1.60	19,128,675	18,558,836	-2.98
NEW ZEALAND	1,089,703	1,165,527	6.96	1,672,378	1,790,663	7.07
MICRONESIA, FEDERATED STATES OF	17,595	2,199	-87.50	37,834	4,950	-86.92
GUAM	50,720	91,717	80.83	110,987	263,794	137.68
PALAU	34,028	0	-100.00	99,034	0	-100.00
NEW CALEDONIA	348,583	361,265	3.64	524,401	631,807	20.48
NORTHERN MARIANA ISLANDS	44,667	443	-99.01	121,319	792	-99.35
SAINT VINCENT AND THE GRENADINES	43,075	10,688	-75.19	51,877	22,801	-56.05
VANUATU	1,880	17,141	804.84	2,749	11,491	318.01
WALLIS AND FUTUNA ISLANDS	3,022	12,033	298.18	4,362	11,401	161.37
AMERICAN SAMOA	158,435	580	-99.63	588,890	1,000	-99.83
COOK ISLANDS	17,500	34,194	95.39	25,810	58,376	126.18
FIJI	141,406	136,018	-3.81	314,913	351,377	11.58
MARSHALL ISLANDS	5,300	2,059	-61.15	16,985	2,440	-85.63
SAMOA	6,249	0	-100.00	3,957	0	-100.00
TONGA	1,709	17	-99.01	1,730	185	-89.31
UNITED STATES MINOR OUTLYING	19	0	-100.00	39	0	-100.00
EAST TIMOR	2,515	59,071	2,248.75	1,244	117,719	9,362.94
UNITED STATES	83,809,644	80,759,968	-3.64	227,875,451	224,667,198	-1.41
CANADA	5,238,073	5,131,523	-2.03	12,528,844	11,836,810	-5.52
MEXICO	498,240	693,443	39.18	909,179	1,225,128	34.75
GUATEMALA	21,272	55,722	161.95	34,326	104,891	205.57
HONDURAS	7,999	8,493	6.18	7,436	2,265	-69.54
NICARAGUA	0	7,921	-	0	6,967	-
PANAMA	253,313	170,896	-32.54	485,070	439,336	-9.43
CUBA	178	7,202	3,946.07	297	3,196	976.09
SURINAME	15,141	20,232	33.62	22,732	28,599	25.81
CHILE	87,642	141,634	61.61	137,502	191,688	39.41
VENEZUELA	31,712	53,946	70.11	84,800	95,817	12.99
ARGENTINA	168,513	125,039	-25.80	252,286	227,665	-9.76
BRAZIL	192,271	106,748	-44.48	508,126	171,750	-66.20
COLOMBIA	53,039	71,997	35.74	88,313	159,822	80.97
BOLIVIA	28,817	12,376	-57.05	40,084	26,764	-33.23
URUGUAY	10,828	14,498	33.89	18,236	20,960	14.94
PARAGUAY	4,650	2,268	-51.23	5,028	1,691	-66.37
ECUADOR	3,423	4,228	23.52	17,565	1,280	-92.71
PERU	19,444	5,999	-69.15	23,806	7,699	-67.66
GUYANA	21,518	0	-100.00	27,416	0	-100.00
TRINIDAD AND TOBAGO	17,936	60,541	237.54	31,302	64,248	105.25
BAHAMAS	44,081	66,785	51.51	113,131	112,579	-0.49
JAMAICA	89,174	79,847	-10.46	156,246	106,571	-31.79
PUERTO RICO	461,649	347,042	-24.83	1,178,811	814,863	-30.87
BELIZE	14,612	317	-97.83	24,686	1,533	-93.79

TABEL 5. PERKEMBANGAN EKSPOR INDONESIA MENURUT KOMODITI DAN NEGARA TUJUAN

JENIS BARANG	BERAT BERSIH (KG)		PERUB	NILAI FOB (US \$)		PERUB
	JAN-MEI 2005	JAN-MEI 2006	%	JAN-MEI 2005	JAN-MEI 2006	%
(1)	(2)	(3)	(4)	(5)	(6)	(7)
DOMINICAN REPUBLIC	288,268	328,339	13.90	432,175	558,614	29.26
EL SALVADOR	26,091	15,353	-41.16	19,437	41,818	115.15
COSTA RICA	104,044	82,855	-20.37	158,217	99,306	-37.23
HAITI	0	4,721	-	0	3,201	-
BARBADOS	42,440	36,425	-14.17	80,019	56,376	-29.55
ANTIGUA AND BARBUDA	16,339	49,036	200.12	68,281	88,475	29.57
ANGUILLA	11,416	0	-100.00	45,875	0	-100.00
ARUBA	71,076	50,786	-28.55	172,819	90,522	-47.62
BERMUDA	7,564	18,863	149.38	34,895	73,836	111.59
CAPE VERDE	10,188	0	-100.00	8,140	0	-100.00
CAYMAN ISLANDS	166,791	28,385	-82.98	102,669	40,912	-60.15
DOMINICA	38,561	0	-100.00	67,203	0	-100.00
FALKLAND ISLANDS (MALVINAS)	0	8,048	-	0	26,330	-
FRENCH GUIANA	69,685	52,425	-24.77	109,791	104,833	-4.52
FRENCH POLYNESIA	502,280	432,509	-13.89	661,680	595,733	-9.97
MARTINIQUE	183,547	155,888	-15.07	277,989	198,893	-28.45
NETHERLANDS ANTILLES	123,411	157,036	27.25	177,828	353,122	98.58
NORFOLK ISLANDS	0	14,435	-	0	20,018	-
SAINT LUCIA	24,166	31,307	29.55	104,538	108,623	3.91
SAN MARINO	0	3,744	-	0	16,576	-
TURKS AND CAICOS ISLANDS	13,494	18,287	35.52	35,889	30,281	-15.63
GUADELOUPE	258,678	239,744	-7.32	361,957	333,989	-7.73
SAINT KITTS AND NEVIS	3,432	2,032	-40.79	4,555	2,880	-36.77
UNITED KINGDOM	24,510,674	20,940,021	-14.57	51,562,613	38,549,011	-25.24
NETHERLANDS	20,408,347	19,546,509	-4.22	46,969,655	43,278,766	-7.86
FRANCE	19,590,444	17,080,598	-12.81	43,407,212	39,624,351	-8.71
GERMANY, FED. REP. OF	12,247,058	12,299,356	0.43	30,170,462	29,394,711	-2.57
AUSTRIA	371,480	302,149	-18.66	920,853	879,029	-4.54
BELGIUM	13,027,622	10,727,759	-17.65	35,355,022	30,215,101	-14.54
SWITZERLAND	259,044	387,030	49.41	1,026,916	1,221,004	18.90
LUXEMBOURG	13,760	14,740	7.12	18,325	88,534	383.13
DENMARK	4,895,187	3,925,439	-19.81	13,755,271	11,760,794	-14.50
NORWAY	545,641	421,242	-22.80	1,609,095	1,121,545	-30.30
SWEDEN	3,402,806	2,936,356	-13.71	7,480,774	6,990,393	-6.56
FINLAND	825,997	957,221	15.89	1,549,347	1,966,145	26.90
IRELAND	1,812,711	2,204,901	21.64	3,777,806	4,700,688	24.43
ITALY	10,526,896	10,545,177	0.17	21,199,785	21,944,640	3.51
SPAIN	15,027,470	12,682,726	-15.60	29,599,452	26,034,602	-12.04
PORTUGAL	699,125	645,652	-7.65	1,364,281	1,220,784	-10.52
ICELAND	49,091	22,786	-53.58	142,140	66,655	-53.11
GREECE	1,939,578	1,565,960	-19.26	4,570,105	3,467,106	-24.14
CZECHOSLOVAKIA	61,195	26,385	-56.88	51,918	35,929	-30.80
HUNGARY	152,450	249,744	63.82	313,434	325,710	3.92
POLAND	418,061	476,681	14.02	803,854	848,553	5.56
ROMANIA	71,618	55,504	-22.50	155,614	68,315	-56.10
BULGARIA	140,525	31,181	-77.81	40,554	46,905	15.66
YUGOSLAVIA	44,263	40,596	-8.28	65,620	118,117	80.00
ARMENIA	19,100	0	-100.00	19,090	0	-100.00
BELARUS	0	399	-	0	386	-
KAZAKHSTAN	2,700	0	-100.00	5,158	0	-100.00
UKRAINE	52,369	162,104	209.54	109,022	325,135	198.23
LITHUANIA	8,722	37,992	335.59	31,711	66,941	111.10
LATVIA	49,665	84,108	69.35	110,749	213,264	92.57
ESTONIA	71,157	110,952	55.93	85,339	205,976	141.36
GEORGIA	19,040	14,467	-24.02	15,624	22,838	46.17
CROATIA	224,662	432,404	92.47	421,608	766,398	81.78
MALTA	124,111	81,375	-34.43	262,183	178,502	-31.92
SLOVAKIA	29,257	53,286	82.13	29,934	37,737	26.07
SLOVENIA	171,548	241,310	40.67	421,074	444,797	5.63
CZECH REPUBLIC	196,997	190,043	-3.53	422,456	380,724	-9.88
RUSSIA FEDERATION	163,546	142,975	-12.58	270,796	317,586	17.28
-AN ORGANIK	636,012,836	681,414,632	7.14	151,530,218	208,479,797	37.58
JAPAN	59,648,684	116,891,976	95.97	14,173,158	39,340,281	177.57
HONG KONG	510,438	569,999	11.67	95,340	71,149	-25.37
KOREA, DEMOCRATIC PEOPLE'S	0	15,024,261	-	0	4,845,624	-
KOREA, REPUBLIC OF	98,451,607	125,938,075	27.92	22,907,257	34,151,853	49.09
TAIWAN	182,052,400	175,202,906	-3.76	39,066,051	51,897,363	32.85
CHINA	36,163,586	22,640,169	-37.40	10,672,660	10,650,074	-0.21
PAPUA NEW GUINEA	159,600	78,849	-50.60	25,465	15,395	-39.54
THAILAND	57,501,982	49,081,884	-14.64	13,030,261	16,490,064	26.55
SINGAPORE	17,371,045	19,606,951	12.87	6,119,594	6,432,389	5.11
PHILIPPINES	45,275,796	19,555,226	-56.81	11,019,976	4,908,975	-55.45
MALAYSIA	31,697,689	36,313,011	14.56	8,761,675	11,792,528	34.59
MYANMAR (FORM. BURMA)	37,991	1,028,306	2,606.71	40,336	220,880	447.60
CAMBODIA	0	1,910	-	0	16,020	-
BRUNEI DARUSSALAM	550,000	3,046,000	453.82	71,882	379,580	428.06

TABEL 5. PERKEMBANGAN EKSPOR INDONESIA MENURUT KOMODITI DAN NEGARA TUJUAN

JENIS BARANG	BERAT BERSIH (KG)		PERUB	NILAI FOB (US \$)		PERUB
	JAN-MEI 2005	JAN-MEI 2006	%	JAN-MEI 2005	JAN-MEI 2006	%
(1)	(2)	(3)	(4)	(5)	(6)	(7)
VIET NAM	22,800,368	24,156,014	5.95	6,773,509	8,907,037	31.50
MALDIVES	40,453	7,583	-81.25	4,872	1,125	-76.91
INDIA	43,277,748	30,557,295	-29.39	9,255,170	6,534,028	-29.40
PAKISTAN	1,221,974	701,814	-42.57	201,598	227,221	12.71
BANGLADESH	3,862,948	8,204,169	112.38	675,833	1,108,185	63.97
SRI LANKA	1,953,950	1,856,699	-4.98	577,099	550,580	-4.60
SAUDI ARABIA	18,480	549,795	2,875.08	13,529	386,646	2,757.91
TURKEY	96,096	59,030	-38.57	59,937	59,434	-0.84
UNITED ARAB EMIRATES	7,422	12,062	62.52	18,705	21,481	14.84
SUDAN	42,900	107,250	150.00	7,722	18,662	141.67
TANZANIA, UNITED REPUBLIC OF	0	451,202	-	0	40,695	-
MADAGASCAR	0	227,500	-	0	33,639	-
KENYA	6,000	204,000	3,300.00	7,500	25,120	234.93
GUINEA	0	44,000	-	0	6,424	-
NIGERIA	126	17,375	13,689.68	1,073	39,628	3,593.20
SOUTH AFRICA	724,161	1,379,484	90.49	182,638	408,617	123.73
MAURITIUS	2,033,559	1,424,600	-29.95	250,838	145,940	-41.82
AUSTRALIA	25,552,768	17,945,788	-29.77	5,784,621	5,626,929	-2.73
NEW ZEALAND	160,516	525,417	227.33	92,450	364,723	294.51
FIJI	5,627	246	-95.63	621	2,670	329.95
EAST TIMOR	23	224	873.91	19	18	-5.26
UNITED STATES	1,595,485	4,890,942	206.55	478,168	1,439,013	200.94
GUATEMALA	0	20,000	-	0	9,000	-
UNITED KINGDOM	146,010	248,081	69.91	41,447	106,761	157.58
NETHERLANDS	107,024	22,200	-79.26	63,005	8,412	-86.65
FRANCE	555,169	290,315	-47.71	150,948	103,019	-31.75
GERMANY, FED. REP. OF	316,150	262,051	-17.11	95,533	88,842	-7.00
BELGIUM	441,000	465,024	5.45	122,270	155,386	27.08
DENMARK	60,000	80,003	33.34	18,480	28,619	54.86
SWEDEN	37,821	16,585	-56.15	47,966	69,753	45.42
FINLAND	40,000	99,861	149.65	14,000	39,580	182.71
ITALY	634,000	954,500	50.55	173,150	308,961	78.44
SPAIN	261,004	188,000	-27.97	73,960	63,958	-13.52
PORTUGAL	42,000	66,000	57.14	11,235	21,516	91.51
GREECE	21,000	0	-100.00	5,250	0	-100.00
HUNGARY	412	0	-100.00	1,980	0	-100.00
ROMANIA	0	400,000	-	0	316,000	-
RUSSIA FEDERATION	529,824	0	-100.00	341,437	0	-100.00
-ORGANIK	1,041,577,468	842,768,633	-19.09	719,677,827	597,891,295	-16.92
JAPAN	143,404,129	104,758,527	-26.95	55,501,529	51,845,035	-6.59
HONG KONG	15,677,255	4,417,827	-71.82	17,486,236	10,475,147	-40.09
KOREA, REPUBLIC OF	44,523,521	62,686,253	40.79	29,216,941	30,683,542	5.02
TAIWAN	57,608,713	16,076,221	-72.09	23,553,418	11,512,251	-51.12
CHINA	367,922,512	231,187,087	-37.16	279,532,429	177,123,509	-36.64
THAILAND	73,270,804	55,735,518	-23.93	51,523,872	28,945,544	-43.82
SINGAPORE	15,482,052	18,440,068	19.11	11,751,439	18,496,830	57.40
PHILIPPINES	19,760,554	15,242,723	-22.86	10,366,175	8,084,139	-22.01
MALAYSIA	127,835,296	138,699,648	8.50	69,663,611	60,782,552	-12.75
MYANMAR (FORM. BURMA)	744,945	412,762	-44.59	625,471	246,612	-60.57
CAMBODIA	1,842,277	656,049	-64.39	1,679,224	782,850	-53.38
BRUNEI DARUSSALAM	19,358	18,168	-6.15	18,573	20,859	12.31
NEPAL	66,000	183,761	178.43	60,060	184,173	206.65
VIET NAM	21,579,912	15,781,017	-26.87	15,138,093	11,598,759	-23.38
INDIA	29,765,724	32,896,939	10.52	18,974,856	26,326,429	38.74
PAKISTAN	8,203,849	3,256,703	-60.30	9,784,947	3,964,074	-59.49
BANGLADESH	637,496	1,473,871	131.20	636,846	1,137,536	78.62
SRI LANKA	242,558	209,992	-13.43	244,853	274,782	12.22
AFGHANISTAN	0	50,746	-	0	191,877	-
IRAN (ISLAMIC REPUBLIC OF)	916,000	1,170,949	27.83	952,955	1,173,507	23.14
SAUDI ARABIA	648,420	730,569	12.67	1,146,290	990,073	-13.63
KUWAIT	70,123	15,334	-78.13	122,037	79,869	-34.55
JORDAN	326,488	571,129	74.93	372,407	458,600	23.14
YEMEN	0	9,949	-	0	24,198	-
OMAN	0	1,852	-	0	21,700	-
SYRIA ARAB REPUBLIC	95,829	0	-100.00	171,724	0	-100.00
TURKEY	924,756	1,081,543	16.95	949,880	1,134,232	19.41
UNITED ARAB EMIRATES	454,698	1,253,120	175.59	518,464	1,273,440	145.62
QATAR	283	1,326	368.55	2,550	5,502	115.76
EGYPT	1,426,703	1,277,271	-10.47	1,231,080	924,345	-24.92
MOROCCO	260,180	286,400	10.08	554,229	234,262	-57.73
TUNISIA	0	20,000	-	0	12,900	-
ALGERIA	0	37,500	-	0	65,428	-
SUDAN	21,600	1,917	-91.13	7,672	19,800	158.08
ERITREA	1,037	0	-100.00	2,750	0	-100.00
ETHIOPIA	17,000	3,230	-81.00	31,450	52,173	65.89
TANZANIA, UNITED REPUBLIC OF	159,553	20,000	-87.46	78,249	12,358	-84.21

TABEL 5. PERKEMBANGAN EKSPOR INDONESIA MENURUT KOMODITI DAN NEGARA TUJUAN

JENIS BARANG	BERAT BERSIH (KG)		PERUB %	NILAI FOB (US \$)		PERUB %
	JAN-MEI 2005	JAN-MEI 2006		JAN-MEI 2005	JAN-MEI 2006	
(1)	(2)	(3)	(4)	(5)	(6)	(7)
MADAGASCAR	134,129	104,792	-21.87	122,824	129,497	5.43
KENYA	130,214	89,160	-31.53	189,617	90,945	-52.04
MOZAMBIQUE	40,000	40,000	0.00	32,600	26,000	-20.25
TOGO	174,361	0	-100.00	177,734	0	-100.00
GHANA	672,985	258,080	-61.65	575,656	231,103	-59.85
CAMEROON	0	21,600	-	0	7,236	-
NIGERIA	4,173,893	3,320,352	-20.45	2,405,595	2,199,922	-8.55
SIERRA LEONE	88,530	229,156	158.85	84,988	248,137	191.97
COTE D'IVOIRE	191,200	302,400	58.16	93,732	113,373	20.95
SENEGAL	21,600	0	-100.00	7,070	0	-100.00
MALI	19,976	0	-100.00	21,773	0	-100.00
GAMBIA	14,940	0	-100.00	26,892	0	-100.00
SEYCHELLES	30	0	-100.00	350	0	-100.00
DJIBOUTI	40,000	20,000	-50.00	30,000	13,200	-56.00
SAINT HELENA	0	63,000	-	0	52,486	-
SOUTH AFRICA	920,058	1,505,225	63.60	1,222,793	1,525,927	24.79
MALAWI	60,000	140,000	133.33	45,844	88,400	92.83
MAURITIUS	89,429	67,750	-24.24	76,789	83,357	8.55
AUSTRALIA	12,976,689	10,640,209	-18.01	11,370,468	10,303,348	-9.39
NEW ZEALAND	1,755,980	1,055,043	-39.92	1,833,340	968,982	-47.15
FIJI	16,576	20,387	22.99	18,803	23,017	22.41
SAMOA	1,272	0	-100.00	1,750	0	-100.00
SOLOMON ISLANDS	0	310	-	0	5,502	-
TOKELAU	0	100,000	-	0	102,100	-
EAST TIMOR	26,088	159,268	510.50	59,124	183,561	210.47
UNITED STATES	16,530,781	25,402,526	53.67	16,091,856	25,039,578	55.60
CANADA	949,099	1,770,227	86.52	924,043	1,502,721	62.62
MEXICO	150,596	691,291	359.04	302,038	798,552	164.39
GUATEMALA	0	39,960	-	0	14,080	-
PANAMA	17,000	0	-100.00	22,210	0	-100.00
CHILE	797,190	320,826	-59.76	958,355	263,152	-72.54
VENEZUELA	101,412	177,999	75.52	130,192	231,780	78.03
ARGENTINA	237,163	1,057,678	345.97	247,832	972,201	292.28
BRAZIL	1,172,923	3,441,357	193.40	1,553,593	2,932,673	88.77
COLOMBIA	372,998	536,598	43.86	475,237	618,634	30.17
URUGUAY	800	18,400	2,200.00	205,200	381,635	85.98
PARAGUAY	0	12,000	-	0	24,600	-
ECUADOR	16,629	69,200	316.14	12,000	88,280	635.67
PERU	224,000	221,400	-1.16	270,204	416,150	54.01
TRINIDAD AND TOBAGO	21,000	262	-98.75	18,270	2,328	-87.26
JAMAICA	34,800	10,917	-68.63	31,748	10,641	-66.48
PUERTO RICO	1,400	8,000	471.43	63,700	557,769	775.62
DOMINICAN REPUBLIC	17,000	77,698	357.05	18,279	67,762	270.71
EL SALVADOR	0	19,500	-	0	5,265	-
COSTA RICA	33,519	21,600	-35.56	31,718	7,560	-76.16
HAITI	58,532	0	-100.00	59,400	0	-100.00
DOMINICA	0	108,000	-	0	39,280	-
UNITED KINGDOM	3,101,765	6,257,365	101.74	3,479,755	5,424,660	55.89
NETHERLANDS	18,793,985	13,937,665	-25.84	19,093,286	16,481,856	-13.68
FRANCE	808,244	1,366,734	69.10	1,575,999	2,108,213	33.77
GERMANY, FED. REP. OF	4,238,098	9,926,181	134.21	7,071,779	12,756,902	80.39
AUSTRIA	75,400	2,550	-96.62	263,538	181,744	-31.04
BELGIUM	23,613,501	24,068,690	1.93	28,160,928	33,796,370	20.01
SWITZERLAND	369,611	103,656	-71.96	576,440	191,403	-66.80
DENMARK	550,000	51,000	-90.73	581,649	29,436	-94.94
NORWAY	362,879	224,600	-38.11	400,123	154,853	-61.30
SWEDEN	592,000	623,999	5.41	772,858	827,937	7.13
FINLAND	737,801	1,062,778	44.05	1,003,588	1,500,149	49.48
IRELAND	91,826	129,454	40.98	867,935	210,806	-75.71
ITALY	1,405,725	10,462,276	644.26	2,497,364	9,761,511	290.87
SPAIN	3,368,034	7,894,907	134.41	4,323,413	8,730,916	101.94
PORTUGAL	1,133,360	411,815	-63.66	982,838	409,799	-58.30
GREECE	589,000	137,800	-76.60	434,222	216,861	-50.06
CZECHOSLOVAKIA	40,500	135,025	233.40	58,119	188,003	223.48
HUNGARY	141,274	88,348	-37.46	268,366	183,498	-31.62
POLAND	1,396,500	66,000	-95.27	1,536,270	100,667	-93.45
ROMANIA	85,000	35,250	-58.53	110,424	43,251	-60.83
BULGARIA	46,000	293,819	538.74	59,980	260,808	334.82
TURKMENISTAN	1,099	0	-100.00	1,835	0	-100.00
UKRAINE	52,250	137,550	163.25	67,039	197,484	194.58
LITHUANIA	68,000	69,000	1.47	85,635	89,702	4.75
LATVIA	34,000	35,000	2.94	45,551	43,476	-4.56
ESTONIA	0	14,399	-	0	11,072	-
SLOVENIA	0	395,998	-	0	465,195	-
CZECH REPUBLIC	956,000	306,000	-67.99	1,150,079	333,358	-71.01
RUSSIA FEDERATION	2,731,199	3,722,634	36.30	2,494,887	3,661,744	46.77

TABEL 5. PERKEMBANGAN EKSPOR INDONESIA MENURUT KOMODITI DAN NEGARA TUJUAN

JENIS BARANG	BERAT BERSIH (KG)		PERUB	NILAI FOB (US \$)		PERUB
	JAN-MEI 2005	JAN-MEI 2006	%	JAN-MEI 2005	JAN-MEI 2006	%
(1)	(2)	(3)	(4)	(5)	(6)	(7)
-LAINNYA	148,473,493	148,021,267	-0.30	58,669,327	62,397,528	6.35
JAPAN	9,006,576	6,299,598	-30.06	4,897,579	3,694,577	-24.56
HONG KONG	0	300	-	0	200	-
KOREA, REPUBLIC OF	48,295,084	52,411,125	8.52	28,275,101	29,086,279	2.87
TAIWAN	22,000	2,092,446	9,411.12	21,932	1,596,200	7,177.95
CHINA	117,200	18,485,810	15,672.88	97,147	6,206,151	6,288.41
THAILAND	199,213	8,622,868	4,228.47	191,493	4,914,845	2,466.59
SINGAPORE	78,685,595	59,569,621	-24.29	20,626,922	16,324,856	-20.86
PHILIPPINES	1,089,387	171,976	-84.21	558,516	175,618	-68.56
MALAYSIA	10,967,305	240,806	-97.80	3,663,879	265,530	-92.75
MYANMAR (FORM. BURMA)	17,142	86,485	404.52	14,104	74,150	425.74
VIET NAM	575	3,002	422.09	1,536	8,414	447.79
MALDIVES	31,585	3,166	-89.98	179,152	6,847	-96.18
INDIA	25	4,291	17,064.00	25	3,646	14,484.00
BANGLADESH	9,900	14,115	42.58	6,440	6,509	1.07
SRI LANKA	84	5,343	6,260.71	351	11,651	3,219.37
UNITED ARAB EMIRATES	0	1,322	-	0	4,787	-
EGYPT	7,383	0	-100.00	11,600	0	-100.00
MADAGASCAR	0	262	-	0	100	-
TOGO	21,844	0	-100.00	112,853	0	-100.00
COMOROS	103	0	-100.00	800	0	-100.00
AUSTRALIA	766	234	-69.45	1,782	1,884	5.72
UNITED STATES	1,221	8,344	583.37	28	14,182	50,550.00
NICARAGUA	165	0	-100.00	5,554	0	-100.00
NETHERLANDS	229	117	-48.91	969	588	-39.32
GERMANY, FED. REP. OF	8	36	350.00	132	514	289.39
BELGIUM	50	0	-100.00	394	0	-100.00
MALTA	53	0	-100.00	1,038	0	-100.00
PUPUK	252,732,477	67,329,744	-73.36	60,263,940	14,627,151	-75.73
JAPAN	16,069,072	15,698,243	-2.31	1,941,456	2,084,159	7.35
HONG KONG	578	0	-100.00	925	0	-100.00
KOREA, REPUBLIC OF	28,254,000	329,800	-98.83	6,164,574	41,412	-99.33
TAIWAN	385,193	194,279	-49.56	52,761	43,681	-17.21
CHINA	240,797	37,856	-84.28	79,156	32,829	-58.53
THAILAND	100,824,510	6,487,804	-93.57	25,905,071	1,505,829	-94.19
SINGAPORE	252,446	187,642	-25.67	165,055	26,285	-84.08
PHILIPPINES	47,555,819	5,745,810	-87.92	11,405,943	1,317,876	-88.45
MALAYSIA	5,529,711	9,307,502	68.32	1,459,892	2,191,931	50.14
VIET NAM	24,566,111	27,363,647	11.39	6,028,167	6,788,321	12.61
INDIA	25,000	1,000	-96.00	2,755	3,000	8.89
PAKISTAN	20,700,000	0	-100.00	5,257,800	0	-100.00
BANGLADESH	100	0	-100.00	650	0	-100.00
KENYA	79,000	144,000	82.28	19,075	36,720	92.50
MAURITIUS	20,000	0	-100.00	5,100	0	-100.00
AUSTRALIA	7,731,243	1,306,600	-83.10	1,682,718	219,841	-86.94
NEW ZEALAND	15,300	44,000	187.58	8,415	5,060	-39.87
MICRONESIA, FEDERATED STATES OF	0	6	-	0	14	-
FIJI	99,999	0	-100.00	31,840	0	-100.00
EAST TIMOR	49	0	-100.00	52	0	-100.00
UNITED STATES	120,550	95,349	-20.91	24,402	20,016	-17.97
NETHERLANDS	0	949	-	0	2,450	-
FRANCE	22,000	0	-100.00	1,540	0	-100.00
GERMANY, FED. REP. OF	0	950	-	0	2,655	-
AUSTRIA	0	72,000	-	0	9,360	-
BELGIUM	0	5,000	-	0	95,400	-
SWITZERLAND	0	52	-	0	1,930	-
IRELAND	220,000	220,000	0.00	25,300	25,300	0.00
ITALY	20,000	11,795	-41.03	1,200	67,482	5,523.50
SPAIN	0	75,460	-	0	105,600	-
PORTUGAL	999	0	-100.00	93	0	-100.00
PRODUK PHARMASI	3,882,988	3,376,848	-13.03	46,307,025	43,004,278	-7.13
JAPAN	68,712	56,166	-18.26	3,684,572	3,260,640	-11.51
HONG KONG	53,352	41,613	-22.00	1,293,296	869,292	-32.78
KOREA, REPUBLIC OF	50,432	21,727	-56.92	9,369,820	11,636,110	24.19
TAIWAN	100,367	148,919	48.37	170,245	159,114	-6.54
CHINA	135,043	12,827	-90.50	66,331	135,172	103.78
MONGOLIA	0	10,893	-	0	101,735	-
MACAU	13	24	84.62	2,100	5,500	161.90
PAPUA NEW GUINEA	12,552	7,896	-37.09	33,370	137,374	311.67
THAILAND	141,790	157,479	11.06	5,627,005	7,577,338	34.66
SINGAPORE	335,532	165,612	-50.64	2,189,409	2,413,526	10.24
PHILIPPINES	204,401	203,300	-0.54	2,761,265	3,042,210	10.17
MALAYSIA	494,575	347,127	-29.81	2,999,937	1,295,251	-56.82
MYANMAR (FORM. BURMA)	208,047	111,075	-46.61	759,792	894,995	17.79
CAMBODIA	24,216	26,079	7.69	612,410	606,491	-0.97
BRUNEI DARUSSALAM	4,932	9,830	99.31	42,726	50,923	19.19

TABEL 5. PERKEMBANGAN EKSPOR INDONESIA MENURUT KOMODITI DAN NEGARA TUJUAN

JENIS BARANG	BERAT BERSIH (KG)		PERUB	NILAI FOB (US \$)		PERUB
	JAN-MEI 2005	JAN-MEI 2006	%	JAN-MEI 2005	JAN-MEI 2006	%
(1)	(2)	(3)	(4)	(5)	(6)	(7)
LAO PEOPLE'S DEMOCRATIC	0	1	-	0	10	-
VIET NAM	82,836	273,972	230.74	1,891,375	2,198,165	16.22
INDIA	693	2,132	207.65	2,310,579	1,612,398	-30.22
PAKISTAN	87,467	55,092	-37.01	894,184	88,553	-90.10
BANGLADESH	63,894	26,512	-58.51	68,973	339,735	392.56
SRI LANKA	749,901	1,341,909	78.94	1,273,172	1,972,351	54.92
AFGHANISTAN	0	8,762	-	0	49,868	-
IRAN (ISLAMIC REPUBLIC OF)	0	9	-	0	40	-
SAUDI ARABIA	33,551	32,767	-2.34	38,793	102,825	165.06
JORDAN	3,770	0	-100.00	23,678	0	-100.00
LEBANON	12,051	14	-99.88	14,207	752	-94.71
YEMEN	0	492	-	0	5,193	-
OMAN	0	70	-	0	95	-
UNITED ARAB EMIRATES	3,819	3,052	-20.08	83,837	55,963	-33.25
BAHRAIN	898	340	-62.14	14,692	5,062	-65.55
TUNISIA	11	0	-100.00	35	0	-100.00
ALGERIA	1,570	1,622	3.31	366,000	366,050	0.01
SUDAN	0	6,962	-	0	82,253	-
LESOTHO	0	174	-	0	9,319	-
ETHIOPIA	0	1,877	-	0	100,702	-
TANZANIA, UNITED REPUBLIC OF	0	2,427	-	0	122,804	-
KENYA	3,628	2,700	-25.58	50,386	396	-99.21
MOZAMBIQUE	3	0	-100.00	20	0	-100.00
EQUATORIAL GUINEA	0	319	-	0	934	-
TOGO	12,543	12,237	-2.44	139,650	139,065	-0.42
GUINEA	0	8,077	-	0	733,106	-
CAMEROON	0	342	-	0	22,239	-
NIGERIA	845,857	87,039	-89.71	8,254,133	838,822	-89.84
COTE D'IVOIRE	6,373	6,528	2.43	70,298	73,555	4.63
BENIN	0	244	-	0	1,260	-
SOUTH AFRICA	4,343	10,679	145.89	30,967	695,756	2,146.77
MAURITIUS	31	0	-100.00	5,100	0	-100.00
AUSTRALIA	6,046	8,954	48.10	118,561	161,176	35.94
NEW ZEALAND	0	68	-	0	86	-
GUAM	0	4	-	0	2,018	-
COOK ISLANDS	1,347	0	-100.00	961	0	-100.00
SAMOA	0	86	-	0	518	-
SOLOMON ISLANDS	87	0	-100.00	142	0	-100.00
TONGA	236	0	-100.00	296	0	-100.00
EAST TIMOR	3,090	16,303	427.61	5,681	75,682	1,232.20
UNITED STATES	101,049	96,814	-4.19	146,288	60,283	-58.79
CANADA	0	2	-	0	20	-
MEXICO	671	1,284	91.36	235,585	225,069	-4.46
GUATEMALA	0	1,987	-	0	25,641	-
PANAMA	0	3,319	-	0	84,732	-
VENEZUELA	0	658	-	0	51,393	-
ECUADOR	448	8,346	1,762.95	33,067	109,984	232.61
PERU	74	118	59.46	5,448	9,080	66.67
EL SALVADOR	0	637	-	0	35,161	-
NETHERLANDS ANTILLES	1,563	1,480	-5.31	50,355	30,691	-39.05
UNITED KINGDOM	420	3	-99.29	5,439	152	-97.21
NETHERLANDS	3,809	22,012	477.89	90,041	87,546	-2.77
FRANCE	285	1,081	279.30	20,013	61,328	206.44
GERMANY, FED. REP. OF	11,051	2,288	-79.30	373,856	85,793	-77.05
AUSTRIA	0	1,255	-	0	39,200	-
BELGIUM	1,744	2,015	15.54	11,917	15,244	27.92
SWITZERLAND	6	18	200.00	1	155	15,400.00
NORWAY	667	261	-60.87	25,826	17,129	-33.68
SWEDEN	227	10	-95.59	6,098	249	-95.92
FINLAND	6	14	133.33	11	20	81.82
ITALY	970	554	-42.89	220	603	174.09
SPAIN	200	0	-100.00	10	0	-100.00
POLAND	1,089	0	-100.00	28,488	0	-100.00
UZBEKISTAN	0	186	-	0	12,157	-
LATVIA	700	0	-100.00	6,364	0	-100.00
CROATIA	0	13	-	0	26	-
RUSSIA FEDERATION	0	160	-	0	10,200	-
KULIT DAN BARANG DARI KULIT	6,450,485	7,167,575	11.12	48,819,640	71,060,677	45.56
JAPAN	71,774	85,452	19.06	1,198,944	1,558,277	29.97
HONG KONG	909,494	657,653	-27.69	8,307,203	10,400,674	25.20
KOREA, REPUBLIC OF	71,015	300,754	323.51	1,041,491	1,364,740	31.04
TAIWAN	28,328	134,054	373.22	424,488	1,205,327	183.95
CHINA	669,641	669,322	-0.05	2,870,992	7,431,837	158.86
MACAU	0	832	-	0	34,498	-
PAPUA NEW GUINEA	509	8,893	1,647.15	2,211	24,551	1,010.40
THAILAND	844,281	254,722	-69.83	4,286,616	3,193,930	-25.49

TABEL 5. PERKEMBANGAN EKSPOR INDONESIA MENURUT KOMODITI DAN NEGARA TUJUAN

JENIS BARANG	BERAT BERSIH (KG)		PERUB	NILAI FOB (US \$)		PERUB
	JAN-MEI 2005	JAN-MEI 2006	%	JAN-MEI 2005	JAN-MEI 2006	%
(1)	(2)	(3)	(4)	(5)	(6)	(7)
SINGAPORE	213,215	479,584	124.93	4,561,300	8,151,865	78.72
PHILIPPINES	10,185	6,839	-32.85	130,512	74,588	-42.85
MALAYSIA	153,501	577,229	276.04	1,103,934	8,490,106	669.08
CAMBODIA	0	9,011	-	0	210,189	-
VIET NAM	150,788	201,559	33.67	2,740,319	2,723,941	-0.60
MALDIVES	219	471	115.07	254	2,592	920.47
INDIA	379,501	629,364	65.84	2,603,164	5,444,436	109.15
PAKISTAN	13,039	25,708	97.16	35,913	31,012	-13.65
BANGLADESH	41,101	41,913	1.98	155,780	296,198	90.14
SRI LANKA	3,602	1,606	-55.41	184,113	63,701	-65.40
SAUDI ARABIA	4,233	14	-99.67	3,625	2,191	-39.56
KUWAIT	0	2,400	-	0	6,564	-
LEBANON	277	12,076	4,259.57	5,115	51,842	913.53
TURKEY	52,453	41,547	-20.79	42,871	31,479	-26.57
UNITED ARAB EMIRATES	3,068	577	-81.19	9,954	5,710	-42.64
CYPRUS	1,133	0	-100.00	3,872	0	-100.00
EGYPT	5,662	326	-94.24	20,533	275	-98.66
LIBYAN ARAB JAMAHIRIYA	144	0	-100.00	574	0	-100.00
TUNISIA	116	0	-100.00	156	0	-100.00
NAMIBIA	132	0	-100.00	316	0	-100.00
ETHIOPIA	1,050	0	-100.00	53,125	0	-100.00
TANZANIA, UNITED REPUBLIC OF	0	26	-	0	68	-
MADAGASCAR	2	0	-100.00	8	0	-100.00
REUNION	7,084	606	-91.45	9,609	2,143	-77.70
GABON	0	789	-	0	900	-
COTE D'IVOIRE	22	0	-100.00	12	0	-100.00
U.S. VIRGIN ISLANDS	51	0	-100.00	245	0	-100.00
SEYCHELLES	15	67	346.67	917	132	-85.61
UGANDA	0	20	-	0	418	-
SOUTH AFRICA	2,332	1,209	-48.16	10,644	6,740	-36.68
MAURITIUS	259	1,337	416.22	1,746	744	-57.39
VIRGIN ISLANDS (BRITISH)	0	627	-	0	8,000	-
AUSTRALIA	56,567	14,415	-74.52	336,561	191,554	-43.08
NEW ZEALAND	870	1,102	26.67	9,363	19,919	112.74
MICRONESIA, FEDERATED STATES OF	0	115	-	0	259	-
GUAM	270	8	-97.04	4,146	26	-99.37
NEW CALEDONIA	526	4,835	819.20	3,319	21,916	560.32
VANUATU	12	0	-100.00	280	0	-100.00
FIJI	39	442	1,033.33	615	1,758	185.85
TONGA	1,183	0	-100.00	627	0	-100.00
EAST TIMOR	7	422	5,928.57	20	242	1,110.00
UNITED STATES	69,310	181,139	161.35	1,451,084	5,545,808	282.18
CANADA	56,313	8,592	-84.74	23,071	186,089	706.59
MEXICO	1,335	1,656	24.04	29,956	56,321	88.01
HONDURAS	133	0	-100.00	183	0	-100.00
CHILE	0	666	-	0	2,383	-
VENEZUELA	0	38	-	0	771	-
BRAZIL	160,207	67,558	-57.83	824,196	393,118	-52.30
BAHAMAS	0	258	-	0	186	-
JAMAICA	88	0	-100.00	588	0	-100.00
PUERTO RICO	15	387	2,480.00	244	6,242	2,458.20
DOMINICAN REPUBLIC	304	91	-70.07	454	360	-20.70
COSTA RICA	11,148	38	-99.66	18,599	375	-97.98
BARBADOS	0	35	-	0	5,635	-
BERMUDA	0	226	-	0	1,579	-
FRENCH GUIANA	0	48	-	0	455	-
FRENCH POLYNESIA	683	454	-33.53	839	2,394	185.34
MARTINIQUE	44	96	118.18	123	251	104.07
NETHERLANDS ANTILLES	810	285	-64.81	2,813	3,985	41.66
GUADELOUPE	482	0	-100.00	528	0	-100.00
UNITED KINGDOM	75,071	56,094	-25.28	1,953,051	680,828	-65.14
NETHERLANDS	325,975	195,747	-39.95	2,191,557	1,195,030	-45.47
FRANCE	27,061	40,402	49.30	217,786	561,645	157.89
GERMANY, FED. REP. OF	101,890	104,325	2.39	2,265,864	1,911,606	-15.63
AUSTRIA	84	15	-82.14	149	67	-55.03
BELGIUM	102,363	4,532	-95.57	125,179	33,764	-73.03
SWITZERLAND	1,957	224	-88.55	31,592	14,928	-52.75
DENMARK	1,204	1,125	-6.56	53,529	12,044	-77.50
NORWAY	547,702	1,650,913	201.43	1,288,692	3,435,052	166.55
SWEDEN	47,893	83,605	74.57	249,208	287,839	15.50
FINLAND	6,866	5,891	-14.20	29,436	12,056	-59.04
IRELAND	872	1,759	101.72	1,849	5,757	211.36
ITALY	346,411	229,997	-33.61	3,229,771	2,924,483	-9.45
SPAIN	760,595	349,018	-54.11	3,959,584	2,650,923	-33.05
PORTUGAL	91,605	874	-99.05	492,408	11,821	-97.60
ICELAND	5,304	9,330	75.90	20,511	27,634	34.73

TABEL 5. PERKEMBANGAN EKSPOR INDONESIA MENURUT KOMODITI DAN NEGARA TUJUAN

JENIS BARANG	BERAT BERSIH (KG)		PERUB	NILAI FOB (US \$)		PERUB
	JAN-MEI 2005	JAN-MEI 2006	%	JAN-MEI 2005	JAN-MEI 2006	%
(1)	(2)	(3)	(4)	(5)	(6)	(7)
GREECE	2,869	2,381	-17.01	34,044	14,112	-58.55
HUNGARY	137	340	148.18	524	2,476	372.52
POLAND	134	70	-47.76	387	565	45.99
BULGARIA	935	452	-51.66	3,321	10,566	218.16
YUGOSLAVIA	0	15	-	0	285	-
CROATIA	371	852	129.65	1,396	3,878	177.79
MALTA	630	108	-82.86	7,701	1,380	-82.08
SLOVAKIA	3,581	13	-99.64	141,820	644	-99.55
SLOVENIA	297	0	-100.00	2,009	0	-100.00
CZECH REPUBLIC	9	0	-100.00	42	0	-100.00
RUSSIA FEDERATION	97	0	-100.00	65	0	-100.00
KACA DAN BARANG DARI KACA	337,230,153	325,245,744	-3.55	158,384,742	163,614,808	3.30
JAPAN	27,981,082	34,549,104	23.47	18,791,888	24,532,266	30.55
HONG KONG	1,495,913	1,692,639	13.15	756,153	666,121	-11.91
KOREA, DEMOCRATIC PEOPLE'S	2,084	0	-100.00	17,049	0	-100.00
KOREA, REPUBLIC OF	10,001,674	13,001,767	30.00	4,930,595	4,798,486	-2.68
TAIWAN	5,212,870	6,741,235	29.32	1,970,546	2,401,656	21.88
CHINA	14,296,836	13,106,431	-8.33	9,339,989	8,216,182	-12.03
PAPUA NEW GUINEA	1,713,869	516,326	-69.87	537,227	306,936	-42.87
THAILAND	33,504,096	19,832,294	-40.81	11,313,124	7,066,658	-37.54
SINGAPORE	13,171,609	15,465,838	17.42	10,648,757	15,880,627	49.13
PHILIPPINES	15,272,817	9,906,914	-35.13	5,668,258	3,858,608	-31.93
MALAYSIA	26,809,118	30,076,778	12.19	9,893,941	14,078,856	42.30
MYANMAR (FORM. BURMA)	2,793,047	3,252,015	16.43	626,531	672,636	7.36
CAMBODIA	250,173	275,610	10.17	68,157	100,281	47.13
BRUNEI DARUSSALAM	376,449	578,978	53.80	107,164	197,522	84.32
NEPAL	9,684	11,604	19.83	5,184	8,400	62.04
VIET NAM	3,619,170	4,598,888	27.07	1,692,221	2,672,064	57.90
MALDIVES	781,835	408,199	-47.79	233,279	135,473	-41.93
INDIA	12,794,357	22,926,366	79.19	5,549,632	8,905,258	60.47
PAKISTAN	5,184,451	3,874,813	-25.26	3,442,846	2,534,844	-26.37
BANGLADESH	10,993,365	2,593,687	-76.41	2,498,904	857,740	-65.68
SRI LANKA	2,085,148	1,793,200	-14.00	761,978	703,884	-7.62
AFGHANISTAN	603,178	355,485	-41.06	308,251	269,589	-12.54
IRAQ	0	57,488	-	0	47,353	-
IRAN (ISLAMIC REPUBLIC OF)	1,906,009	1,341,450	-29.62	1,140,903	1,088,370	-4.60
SAUDI ARABIA	3,625,949	2,066,638	-43.00	1,619,055	1,029,238	-36.43
KUWAIT	856,633	648,449	-24.30	306,286	297,871	-2.75
JORDAN	1,396,628	601,405	-56.94	805,533	305,151	-62.12
LEBANON	3,818,535	162,646	-95.74	942,501	65,991	-93.00
YEMEN	484,999	965,864	99.15	145,345	326,542	124.67
OMAN	131,340	27,474	-79.08	53,677	15,370	-71.37
SYRIA ARAB REPUBLIC	1,911,956	928,943	-51.41	1,671,292	861,141	-48.47
TURKEY	5,715,072	15,493,143	171.09	2,475,317	4,711,955	90.36
UNITED ARAB EMIRATES	5,833,147	2,892,945	-50.41	2,844,547	1,615,465	-43.21
QATAR	41,174	264,371	542.08	21,672	130,572	502.49
BAHRAIN	84,250	72,443	-14.01	33,454	24,505	-26.75
CYPRUS	186,093	152,093	-18.27	92,241	206,587	123.96
EGYPT	4,264,118	7,426,965	74.17	1,414,712	2,905,248	105.36
LIBYAN ARAB JAMAHIRIYA	131,170	51,230	-60.94	88,323	27,437	-68.94
MOROCCO	522,361	803,243	53.77	306,235	340,624	11.23
TUNISIA	557,092	29,620	-94.68	177,535	14,628	-91.76
ALGERIA	879,329	1,015,059	15.44	442,724	426,876	-3.58
SUDAN	2,617,977	2,876,864	9.89	798,597	942,600	18.03
ERITREA	16,080	0	-100.00	8,308	0	-100.00
NAMIBIA	182	0	-100.00	441	0	-100.00
ETHIOPIA	97	255,621	263,426.80	85	42,027	49,343.53
TANZANIA, UNITED REPUBLIC OF	135,870	880	-99.35	23,114	2,643	-88.57
MADAGASCAR	368,581	200,088	-45.71	114,913	81,187	-29.35
KENYA	3,025,265	2,337,011	-22.75	653,647	525,583	-19.59
REUNION	102,170	127,189	24.49	50,791	60,560	19.23
MOZAMBIQUE	1,103,267	524,523	-52.46	238,239	115,079	-51.70
TOGO	209,397	68,845	-67.12	67,722	31,159	-53.99
GHANA	1,109,074	478,545	-56.85	350,817	158,008	-54.96
LIBERIA	19,440	19,440	0.00	4,779	4,574	-4.29
GUINEA	10,057	20,414	102.98	3,458	32,053	826.92
ANGOLA	1,136,246	1,065,605	-6.22	257,033	288,890	12.39
CONGO	59,502	58,634	-1.46	8,017	19,376	141.69
CAMEROON	766,617	382,836	-50.06	159,611	124,916	-21.74
NIGERIA	1,425,912	673,228	-52.79	334,755	157,721	-52.88
GABON	118	92	-22.03	109	345	216.51
COTE D'IVOIRE	378,805	288,792	-23.76	113,677	87,467	-23.06
SENEGAL	301,577	119,101	-60.51	85,455	64,057	-25.04
BENIN	195,567	177,771	-9.10	55,568	53,661	-3.43
GAMBIA	35,890	722	-97.99	20,165	1,023	-94.93
U.S. VIRGIN ISLANDS	546	0	-100.00	874	0	-100.00

TABEL 5. PERKEMBANGAN EKSPOR INDONESIA MENURUT KOMODITI DAN NEGARA TUJUAN

JENIS BARANG	BERAT BERSIH (KG)		PERUB	NILAI FOB (US \$)		PERUB
	JAN-MEI 2005	JAN-MEI 2006	%	JAN-MEI 2005	JAN-MEI 2006	%
(1)	(2)	(3)	(4)	(5)	(6)	(7)
SEYCHELLES	7,825	1,179	-84.93	20,950	4,454	-78.74
UGANDA	65,475	16,143	-75.34	14,670	7,086	-51.70
DJIBOUTI	192,978	163,046	-15.51	61,370	70,414	14.74
SOUTH AFRICA	13,488,715	8,524,511	-36.80	4,964,531	3,694,120	-25.59
ZIMBABWE	76,215	43,176	-43.35	58,198	17,359	-70.17
ZAMBIA	25,329	18,744	-26.00	14,359	11,953	-16.76
MAURITIUS	1,485,426	571,829	-61.50	825,123	196,264	-76.21
RWANDA	22,498	44,968	99.88	5,867	11,731	99.95
VIRGIN ISLANDS (BRITISH)	198	0	-100.00	1,136	0	-100.00
AUSTRALIA	21,865,441	24,849,462	13.65	10,769,920	12,350,417	14.68
NEW ZEALAND	6,264,276	7,042,275	12.42	2,153,575	2,525,646	17.28
MICRONESIA, FEDERATED STATES OF	341	222	-34.90	612	500	-18.30
GUAM	2,191	1,592	-27.34	3,817	3,209	-15.93
PALAU	4	0	-100.00	14	0	-100.00
NEW CALEDONIA	9,953	13,692	37.57	17,212	21,960	27.59
NORTHERN MARIANA ISLANDS	0	17	-	0	82	-
SAINT VINCENT AND THE GRENADINES	895	0	-100.00	403	0	-100.00
VANUATU	29,550	17,255	-41.61	16,974	13,861	-18.34
WALLIS AND FUTUNA ISLANDS	131	0	-100.00	190	0	-100.00
AMERICAN SAMOA	1,674	0	-100.00	10,400	0	-100.00
COOK ISLANDS	301	73	-75.75	1,278	715	-44.05
FIJI	315,972	121,203	-61.64	150,093	41,793	-72.16
MARSHALL ISLANDS	4,850	186	-96.16	5,538	455	-91.78
SAMOA	0	168,448	-	0	69,906	-
SOLOMON ISLANDS	0	8,946	-	0	9,352	-
TONGA	1,250	0	-100.00	701	0	-100.00
CHRISTMAS ISLANDS	28	0	-100.00	50	0	-100.00
EAST TIMOR	42,759	95,716	123.85	18,339	42,521	131.86
UNITED STATES	15,735,520	17,752,279	12.82	10,737,436	11,270,233	4.96
CANADA	5,627,503	3,723,729	-33.83	2,091,090	1,354,906	-35.21
MEXICO	1,630,884	2,229,100	36.68	588,100	883,885	50.30
GUATEMALA	1,288,225	673,206	-47.74	433,577	283,335	-34.65
HONDURAS	264,284	131,753	-50.15	93,523	43,390	-53.60
NICARAGUA	67,623	23,123	-65.81	17,948	8,553	-52.35
PANAMA	2,607,420	1,647,437	-36.82	1,095,841	643,807	-41.25
SURINAME	20,500	16,659	-18.74	8,246	4,355	-47.19
CHILE	1,795,140	2,112,740	17.69	964,639	881,010	-8.67
VENEZUELA	10,252	1	-99.99	5,037	24	-99.52
ARGENTINA	370,830	377,767	1.87	630,070	193,946	-69.22
BRAZIL	902,800	1,862,691	106.32	419,358	668,172	59.33
COLOMBIA	401,773	272,659	-32.14	282,592	203,512	-27.98
BOLIVIA	32,713	0	-100.00	9,471	0	-100.00
URUGUAY	269,487	113,581	-57.85	147,251	54,215	-63.18
ECUADOR	1,918,524	1,112,509	-42.01	763,640	390,102	-48.92
PERU	1,480,751	1,560,406	5.38	562,468	553,728	-1.55
GUYANA	0	2,514	-	0	4,002	-
TRINIDAD AND TOBAGO	557,006	649,472	16.60	194,458	200,304	3.01
BAHAMAS	484	713	47.31	1,900	1,783	-6.16
JAMAICA	392,738	190,560	-51.48	130,674	51,609	-60.51
PUERTO RICO	676,430	546,529	-19.20	445,424	355,658	-20.15
BELIZE	9,363	0	-100.00	9,893	0	-100.00
DOMINICAN REPUBLIC	472,864	486,556	2.90	184,145	191,984	4.26
EL SALVADOR	46,654	137,142	193.96	14,423	41,176	185.49
COSTA RICA	129,372	66,044	-48.95	52,344	29,452	-43.73
HAITI	277,138	94,441	-65.92	68,167	31,364	-53.99
BARBADOS	123,239	265,012	115.04	35,984	107,088	197.60
ANTIGUA AND BARBUDA	323	1,331	312.07	1,120	617	-44.91
ARUBA	2,419	373	-84.58	4,992	552	-88.94
BERMUDA	75	0	-100.00	589	0	-100.00
CAPE VERDE	67,621	0	-100.00	19,600	0	-100.00
CAYMAN ISLANDS	469	0	-100.00	483	0	-100.00
DOMINICA	488	18,204	3,630.33	1,440	11,648	708.89
FALKLAND ISLANDS (MALVINAS)	0	586	-	0	2,185	-
FRENCH GUIANA	0	113	-	0	320	-
FRENCH POLYNESIA	50,326	8,961	-82.19	33,372	24,993	-25.11
GRENADA	22,565	0	-100.00	5,805	0	-100.00
MARTINIQUE	707	94	-86.70	917	188	-79.50
NETHERLANDS ANTILLES	87,494	1,018	-98.84	29,739	1,570	-94.72
SAINT LUCIA	3,753	72,509	1,832.03	30,794	23,143	-24.85
GUADELOUPE	2,034	635	-68.78	4,059	1,350	-66.74
SAINT KITTS AND NEVIS	4	0	-100.00	39	0	-100.00
UNITED KINGDOM	3,719,450	739,364	-80.12	3,029,165	1,107,080	-63.45
NETHERLANDS	574,909	583,327	1.46	601,231	620,418	3.19
FRANCE	461,454	621,556	34.70	524,157	628,099	19.83
GERMANY, FED. REP. OF	672,308	679,541	1.08	946,413	980,584	3.61
AUSTRIA	759	42,303	5,473.52	2,724	32,509	1,093.43

TABEL 5. PERKEMBANGAN EKSPOR INDONESIA MENURUT KOMODITI DAN NEGARA TUJUAN

JENIS BARANG	BERAT BERSIH (KG)		PERUB	NILAI FOB (US \$)		PERUB
	JAN-MEI 2005	JAN-MEI 2006	%	JAN-MEI 2005	JAN-MEI 2006	%
(1)	(2)	(3)	(4)	(5)	(6)	(7)
BELGIUM	286,101	234,157	-18.16	349,573	212,603	-39.18
SWITZERLAND	10,916	11,612	6.38	22,952	11,332	-50.63
DENMARK	397,496	200,075	-49.67	197,643	88,605	-55.17
NORWAY	140,877	103,242	-26.71	99,658	60,182	-39.61
SWEDEN	264,539	40,900	-84.54	157,324	26,268	-83.30
FINLAND	73,433	41,605	-43.34	51,322	22,011	-57.11
IRELAND	67,019	71,432	6.58	72,744	62,786	-13.69
ITALY	939,978	646,374	-31.24	806,626	688,934	-14.59
SPAIN	8,859,311	8,400,729	-5.18	2,279,864	2,393,151	4.97
PORTUGAL	467,663	333,998	-28.58	241,838	187,569	-22.44
ICELAND	57	0	-100.00	60	0	-100.00
GREECE	1,540,326	866,932	-43.72	589,650	363,956	-38.28
CZECHOSLOVAKIA	153,498	63,151	-58.86	51,529	24,522	-52.41
HUNGARY	12,670	39,812	214.22	14,366	31,921	122.20
POLAND	1,527,452	1,463,705	-4.17	783,609	826,784	5.51
ROMANIA	203,314	0	-100.00	117,868	0	-100.00
BULGARIA	169,548	50,314	-70.32	77,620	21,864	-71.83
YUGOSLAVIA	177	30	-83.05	461	54	-88.29
ALBANIA	0	37,390	-	0	20,268	-
UKRAINE	124,932	314,258	151.54	146,369	379,953	159.59
LITHUANIA	78	35,978	46,025.64	418	47,475	11,257.66
LATVIA	13,909	0	-100.00	8,165	0	-100.00
ESTONIA	18,440	2,015	-89.07	12,122	5,183	-57.24
GEORGIA	0	51	-	0	245	-
CROATIA	35,164	100,323	185.30	18,623	68,486	267.75
BOSNIA AND HERZEGOVINA	52,336	245,429	368.95	41,528	155,529	274.52
MALTA	4,778	24	-99.50	14,631	312	-97.87
SLOVAKIA	78,325	61	-99.92	36,092	148	-99.59
SLOVENIA	69	247	257.97	213	538	152.58
CZECH REPUBLIC	305,044	450,797	47.78	180,510	247,598	37.17
RUSSIA FEDERATION	484,836	734,041	51.40	578,505	587,944	1.63
KERTAS DAN BARANG DARI KERTAS	1,349,555,785	1,556,008,068	15.30	986,136,110	1,147,664,499	16.38
JAPAN	154,529,413	158,346,072	2.47	135,266,913	139,568,107	3.18
HONG KONG	76,985,867	66,500,304	-13.62	50,745,202	46,783,842	-7.81
KOREA, REPUBLIC OF	40,412,926	49,561,959	22.64	27,147,016	36,115,250	33.04
TAIWAN	71,506,840	80,618,857	12.74	38,247,420	45,950,445	20.14
CHINA	123,055,925	122,724,685	-0.27	76,411,005	79,917,158	4.59
MONGOLIA	11,714	43	-99.63	15,998	10	-99.94
PAPUA NEW GUINEA	1,088,524	958,994	-11.90	901,725	979,475	8.62
THAILAND	42,523,354	35,027,522	-17.63	31,807,324	27,900,161	-12.28
SINGAPORE	67,930,851	77,105,488	13.51	43,340,331	51,227,757	18.20
PHILIPPINES	27,361,091	40,354,479	47.49	21,570,201	26,550,140	23.09
MALAYSIA	142,480,327	159,865,806	12.20	90,399,978	106,157,431	17.43
MYANMAR (FORM. BURMA)	12,770,596	12,594,012	-1.38	8,475,209	8,400,352	-0.88
CAMBODIA	3,533,810	5,908,101	67.19	2,676,571	4,041,377	50.99
BRUNEI DARUSSALAM	189,091	346,791	83.40	224,333	355,810	58.61
LAO PEOPLE'S DEMOCRATIC	27,277	15,311	-43.87	81,769	49,890	-38.99
NEPAL	0	83,123	-	0	310,849	-
VIET NAM	42,879,377	59,416,394	38.57	27,287,849	38,646,892	41.63
MALDIVES	171,814	262,000	52.49	433,313	328,411	-24.21
INDIA	22,118,666	31,645,271	43.07	13,096,129	19,666,824	50.17
PAKISTAN	17,332,769	36,371,214	109.84	12,603,804	27,416,426	117.53
BANGLADESH	6,610,571	11,523,315	74.32	4,841,831	7,973,813	64.69
SRI LANKA	20,895,681	29,807,155	42.65	11,098,872	17,235,811	55.29
AFGHANISTAN	0	93,460	-	0	141,734	-
IRAQ	19,234	17,802	-7.45	30,346	29,677	-2.20
IRAN (ISLAMIC REPUBLIC OF)	67,404,597	49,319,936	-26.83	42,505,027	34,833,569	-18.05
SAUDI ARABIA	35,759,812	57,673,946	61.28	28,874,046	35,135,144	21.68
KUWAIT	4,281,646	4,924,125	15.01	3,838,347	4,400,262	14.64
JORDAN	7,217,924	7,176,334	-0.58	5,920,611	5,684,906	-3.98
LEBANON	2,213,106	1,756,786	-20.62	1,931,546	1,589,287	-17.72
YEMEN	2,537,008	7,064,249	178.45	2,052,411	5,187,738	152.76
OMAN	1,538,053	2,301,876	49.66	1,337,317	1,853,687	38.61
SYRIA ARAB REPUBLIC	6,240,946	5,983,503	-4.13	4,975,562	4,620,171	-7.14
TURKEY	16,422,186	21,625,638	31.69	11,880,443	16,309,112	37.28
UNITED ARAB EMIRATES	31,138,305	37,813,198	21.44	26,936,269	31,744,253	17.85
QATAR	2,336,746	3,298,570	41.16	2,012,586	3,130,205	55.53
BAHRAIN	2,380,920	2,719,755	14.23	2,120,064	2,376,958	12.12
CYPRUS	1,695,712	1,810,735	6.78	1,558,579	1,547,978	-0.68
EGYPT	27,178,275	17,698,945	-34.88	20,088,672	11,404,347	-43.23
LIBYAN ARAB JAMAHIRIYA	311,730	696,336	123.38	318,170	620,558	95.04
MOROCCO	704,000	246,587	-64.97	566,407	282,748	-50.08
TUNISIA	0	6,673	-	0	115,801	-
ALGERIA	1,459,633	100,000	-93.15	1,404,256	36,590	-97.39
SUDAN	5,631,923	8,596,111	52.63	4,464,262	6,461,563	44.74
ERITREA	0	74,195	-	0	54,578	-

TABEL 5. PERKEMBANGAN EKSPOR INDONESIA MENURUT KOMODITI DAN NEGARA TUJUAN

JENIS BARANG	BERAT BERSIH (KG)		PERUB	NILAI FOB (US \$)		PERUB
	JAN-MEI 2005	JAN-MEI 2006	%	JAN-MEI 2005	JAN-MEI 2006	%
(1)	(2)	(3)	(4)	(5)	(6)	(7)
NAMIBIA	16,066	0	-100.00	11,519	0	-100.00
ETHIOPIA	397,798	405,261	1.88	263,630	218,888	-16.97
TANZANIA, UNITED REPUBLIC OF	898,793	2,309,690	156.98	763,758	1,462,157	91.44
MADAGASCAR	858,098	1,342,693	56.47	852,449	1,362,585	59.84
SOMALIA	0	14,550	-	0	277,499	-
KENYA	2,994,394	3,878,356	29.52	2,365,828	2,963,624	25.27
REUNION	437,329	828,682	89.49	376,477	687,564	82.63
MOZAMBIQUE	532,445	1,118,954	110.15	386,846	1,044,969	170.13
EQUATORIAL GUINEA	36,513	0	-100.00	27,804	0	-100.00
TOGO	2,227,661	3,755,143	68.57	2,349,954	3,226,425	37.30
GHANA	2,218,069	3,400,775	53.32	1,751,869	2,704,041	54.35
LIBERIA	99,601	73,579	-26.13	75,125	76,389	1.68
GUINEA	376,494	875,091	132.43	331,314	670,981	102.52
ANGOLA	266,616	304,234	14.11	188,279	239,352	27.13
CONGO	980,648	522,460	-46.72	834,041	418,787	-49.79
CAMEROON	738,156	1,606,349	117.62	653,015	1,142,373	74.94
NIGERIA	11,453,669	21,214,594	85.22	9,003,540	15,119,058	67.92
SIERRA LEONE	32,504	204,592	529.44	39,181	118,678	202.90
GABON	390,768	410,193	4.97	349,888	382,633	9.36
COTE D'IVOIRE	360,759	614,155	70.24	332,875	535,366	60.83
SENEGAL	432,074	397,390	-8.03	319,796	297,947	-6.83
MAURITANIA	377,692	316,401	-16.23	327,195	273,434	-16.43
MALI	130,031	23,120	-82.22	453,836	16,033	-96.47
BENIN	372,078	992,797	166.82	341,427	891,919	161.23
BURKINA FASO	9,990	9,364	-6.27	6,763	6,209	-8.19
GAMBIA	50,254	79,575	58.35	34,555	53,663	55.30
U.S. VIRGIN ISLANDS	0	1	-	0	7	-
SEYCHELLES	24,522	39,742	62.07	47,650	78,154	64.02
UGANDA	13,960	165,242	1,083.68	2,500	78,630	3,045.20
CENTRAL AFRICAN REPUBLIC	72,454	962	-98.67	90,289	1,378	-98.47
CHAD	0	6,560	-	0	12,400	-
DJIBOUTI	6,184,708	8,727,736	41.12	4,674,211	6,942,173	48.52
SOUTH AFRICA	10,574,046	16,922,220	60.04	8,338,741	12,254,842	46.96
ZIMBABWE	943,213	721,299	-23.53	692,201	555,301	-19.78
ZAMBIA	0	37,924	-	0	27,685	-
MALAWI	10,865	19,851	82.71	15,112	13,697	-9.36
COMOROS	37,178	37,101	-0.21	33,091	34,471	4.17
MAURITIUS	4,717,042	8,056,681	70.80	2,317,340	4,317,225	86.30
RWANDA	0	20,124	-	0	37,173	-
ZAIRE	36,950	6,255	-83.07	25,303	8,458	-66.57
VIRGIN ISLANDS (BRITISH)	14,841	0	-100.00	10,764	0	-100.00
AUSTRALIA	67,028,566	73,237,336	9.26	54,932,147	63,352,549	15.33
NEW ZEALAND	15,782,462	16,941,718	7.35	11,879,858	12,776,361	7.55
MICRONESIA, FEDERATED STATES OF	556	279	-49.82	1,800	628	-65.11
GUAM	12,534	25,003	99.48	18,809	45,551	142.18
PALAU	15	82	446.67	82	1,662	1,926.83
NEW CALEDONIA	215,672	193,780	-10.15	155,094	170,851	10.16
NORTHERN MARIANA ISLANDS	2,752	3,608	31.10	3,902	5,373	37.70
SAINT VINCENT AND THE GRENADINES	52	0	-100.00	84	0	-100.00
VANUATU	28,185	27,415	-2.73	35,365	34,960	-1.15
WALLIS AND FUTUNA ISLANDS	0	727	-	0	297	-
BRITISH INDIAN OCEAN TERRITORY	514,834	0	-100.00	335,225	0	-100.00
OTH.OCEANIA	0	7,997	-	0	7,115	-
AMERICAN SAMOA	25,169	50,226	99.56	54,240	112,560	107.52
COOK ISLANDS	1,978	13,956	605.56	1,411	24,583	1,642.24
FIJI	578,627	1,253,439	116.62	464,163	1,068,965	130.30
KIRIBATI	18,937	0	-100.00	14,771	0	-100.00
SAMOA	14,880	43,136	189.89	36,956	44,831	21.31
SOLOMON ISLANDS	73,608	8,336	-88.68	82,111	24,377	-70.31
TONGA	49,850	33,515	-32.77	32,866	22,638	-31.12
EAST TIMOR	9,187	10,358	12.75	7,328	7,892	7.70
UNITED STATES	49,694,941	71,750,176	44.38	47,403,895	63,071,494	33.05
CANADA	12,137,747	18,250,721	50.36	9,593,543	14,808,724	54.36
MEXICO	233,973	961,122	310.78	249,496	880,717	253.00
GUATEMALA	278,732	1,044,811	274.84	217,285	798,855	267.65
HONDURAS	0	114,680	-	0	75,048	-
NICARAGUA	596,741	486,674	-18.44	277,569	283,508	2.14
PANAMA	600,833	500,557	-16.69	488,360	423,401	-13.30
CUBA	39,138	18,503	-52.72	37,634	13,032	-65.37
CURACAO	0	23,681	-	0	15,932	-
SURINAME	0	32,882	-	0	49,484	-
CHILE	518,067	472,341	-8.83	598,921	632,114	5.54
VENEZUELA	1,821,682	1,709,349	-6.17	1,544,776	1,804,573	16.82
ARGENTINA	612,948	680,355	11.00	688,918	776,869	12.77
BRAZIL	8,281	10,325,431	124,588.21	19,708	8,226,411	41,641.48
COLOMBIA	1,705,933	954,764	-44.03	1,461,167	1,130,658	-22.62

TABEL 5. PERKEMBANGAN EKSPOR INDONESIA MENURUT KOMODITI DAN NEGARA TUJUAN

JENIS BARANG	BERAT BERSIH (KG)		PERUB	NILAI FOB (US \$)		PERUB
	JAN-MEI 2005	JAN-MEI 2006	%	JAN-MEI 2005	JAN-MEI 2006	%
(1)	(2)	(3)	(4)	(5)	(6)	(7)
BOLIVIA	604	138	-77.15	740	233	-68.51
URUGUAY	32,080	81,008	152.52	41,119	88,641	115.57
PARAGUAY	71,551	171,258	139.35	92,678	216,881	134.02
ECUADOR	1,439,579	870,094	-39.56	1,260,258	1,093,662	-13.22
PERU	1,241,376	1,842,345	48.41	1,295,961	1,926,494	48.65
GUYANA	3,112	12,169	291.03	4,536	22,920	405.29
TRINIDAD AND TOBAGO	24,664	126,177	411.58	20,172	92,133	356.74
BAHAMAS	24,067	0	-100.00	15,669	0	-100.00
JAMAICA	91	85,254	93,585.71	605	87,217	14,316.03
PUERTO RICO	147,618	216,130	46.41	169,165	208,120	23.03
BELIZE	5,590	1,542	-72.42	8,363	5,672	-32.18
DOMINICAN REPUBLIC	497,830	179,975	-63.85	381,830	177,027	-53.64
EL SALVADOR	514,211	1,451,564	182.29	386,315	898,259	132.52
COSTA RICA	125,210	1,767,157	1,311.35	133,317	1,105,425	729.17
HAITI	283,825	475,000	67.36	246,583	618,215	150.71
ANTIGUA AND BARBUDA	0	2,653	-	0	9,570	-
DOMINICA	1,200	0	-100.00	2,539	0	-100.00
FALKLAND ISLANDS (MALVINAS)	15,732	0	-100.00	10,194	0	-100.00
FRENCH GUIANA	0	37	-	0	20	-
FRENCH POLYNESIA	121,427	95,348	-21.48	117,777	83,457	-29.14
GRENADA	31,215	0	-100.00	31,837	0	-100.00
MARTINIQUE	0	19	-	0	112	-
NETHERLANDS ANTILLES	21,832	535	-97.55	26,038	2,358	-90.94
GUADELOUPE	74,025	56,629	-23.50	76,966	45,192	-41.28
UNITED KINGDOM	8,948,708	8,397,949	-6.15	9,303,981	8,278,623	-11.02
NETHERLANDS	4,351,260	3,691,938	-15.15	4,611,964	4,307,060	-6.61
FRANCE	1,574,452	1,602,857	1.80	1,992,089	2,268,174	13.86
GERMANY, FED. REP. OF	2,076,698	1,743,893	-16.03	3,408,591	3,014,393	-11.56
AUSTRIA	766	1,703,995	222,353.66	1,532	1,134,121	73,928.79
BELGIUM	9,781,025	10,917,366	11.62	9,088,310	9,704,669	6.78
SWITZERLAND	340,296	27,774	-91.84	214,738	62,091	-71.09
DENMARK	543,092	594,290	9.43	1,030,529	1,101,555	6.89
NORWAY	73,405	282,383	284.69	229,217	276,978	20.84
SWEDEN	265,786	214,300	-19.37	315,899	408,493	29.31
FINLAND	158,932	228,316	43.66	299,101	453,380	51.58
IRELAND	1,273,810	975,178	-23.44	1,344,802	1,121,710	-16.59
ITALY	6,725,681	11,755,989	74.79	5,406,893	9,342,810	72.79
SPAIN	7,930,834	7,958,452	0.35	7,692,350	7,570,886	-1.58
PORTUGAL	547	13,985	2,456.67	926	44,504	4,706.05
ICELAND	0	11,760	-	0	12,912	-
GREECE	2,586,669	2,761,696	6.77	2,238,807	2,321,210	3.68
LIECHTENSTEIN	100,236	150,186	49.83	249,082	395,019	58.59
CZECHOSLOVAKIA	213,643	758,103	254.85	173,604	677,969	290.53
HUNGARY	525	11,075	2,009.52	1,193	17,110	1,334.20
POLAND	176,418	148,579	-15.78	251,845	257,381	2.20
ROMANIA	25,541	193,872	659.06	55,452	168,101	203.15
BULGARIA	3,077	91,483	2,873.12	7,718	109,209	1,314.99
YUGOSLAVIA	38,498	445	-98.84	28,103	796	-97.17
ARMENIA	50,105	0	-100.00	26,462	0	-100.00
KAZAKHSTAN	137	0	-100.00	1,750	0	-100.00
KYRGYZSTAN	16,393	87,320	432.67	11,223	62,178	454.02
UKRAINE	1,444,065	561,126	-61.14	1,542,525	678,366	-56.02
UZBEKISTAN	14	0	-100.00	121	0	-100.00
LITHUANIA	683,037	880,733	28.94	726,229	939,331	29.34
LATVIA	189,816	344,836	81.67	194,954	346,788	77.88
ESTONIA	56,177	23,095	-58.89	68,816	24,953	-63.74
GEORGIA	235,888	1,192,423	405.50	187,865	826,493	339.94
CROATIA	273,866	53,564	-80.44	275,999	50,006	-81.88
MALTA	77,763	257,192	230.74	71,358	202,749	184.13
SLOVAKIA	0	93	-	0	204	-
SLOVENIA	534,630	302,487	-43.42	438,620	281,696	-35.78
CZECH REPUBLIC	1,154	283	-75.48	3,616	1,204	-66.70
RUSSIA FEDERATION	1,312,603	1,961,710	49.45	1,503,820	2,138,491	42.20
-GLISEROL DAN LARUTAN ALKALI	11,139,901	7,117,903	-36.10	5,594,151	2,354,817	-57.91
JAPAN	2,173,588	2,845,811	30.93	891,549	873,280	-2.05
KOREA, REPUBLIC OF	586,064	198,630	-66.11	360,592	116,171	-67.78
TAIWAN	385,926	100,000	-74.09	275,133	59,130	-78.51
CHINA	1,883,280	2,170,820	15.27	1,036,403	417,347	-59.73
THAILAND	180,000	12	-99.99	118,100	227	-99.81
PHILIPPINES	973,380	477,700	-50.92	427,540	104,827	-75.48
MALAYSIA	0	20,000	-	0	12,132	-
BANGLADESH	20,000	20,000	0.00	15,750	12,560	-20.25
IRAN (ISLAMIC REPUBLIC OF)	20,000	0	-100.00	15,400	0	-100.00
SAUDI ARABIA	100,000	200,000	100.00	60,000	120,000	100.00
JORDAN	0	140,000	-	0	80,500	-
TURKEY	0	20,000	-	0	11,586	-

TABEL 5. PERKEMBANGAN EKSPOR INDONESIA MENURUT KOMODITI DAN NEGARA TUJUAN

JENIS BARANG	BERAT BERSIH (KG)		PERUB	NILAI FOB (US \$)		PERUB
	JAN-MEI 2005	JAN-MEI 2006	%	JAN-MEI 2005	JAN-MEI 2006	%
(1)	(2)	(3)	(4)	(5)	(6)	(7)
UNITED ARAB EMIRATES	100,000	80,000	-20.00	79,700	45,600	-42.79
EGYPT	180,000	100,000	-44.44	121,997	54,500	-55.33
SUDAN	220,000	300,000	36.36	132,000	180,000	36.36
ETHIOPIA	60,000	0	-100.00	36,000	0	-100.00
KENYA	60,000	0	-100.00	64,000	0	-100.00
CAMEROON	20,000	0	-100.00	22,000	0	-100.00
SOUTH AFRICA	1,011,675	40,000	-96.05	263,036	25,420	-90.34
AUSTRALIA	139,980	40,000	-71.42	101,133	25,771	-74.52
NEW ZEALAND	20,000	20,000	0.00	15,400	11,400	-25.97
UNITED STATES	2,806,008	208,780	-92.56	1,405,737	120,717	-91.41
CANADA	100,000	116,150	16.15	75,530	71,218	-5.71
BRAZIL	0	20,000	-	0	12,431	-
RUSSIA FEDERATION	100,000	0	-100.00	77,151	0	-100.00
-MARGARIN DAN LEMAK LAINNYA	110,358,048	133,791,780	21.23	52,555,734	64,254,138	22.26
JAPAN	112,868	197,536	75.02	97,447	149,074	52.98
HONG KONG	8,206,398	9,003,036	9.71	2,909,917	3,260,517	12.05
KOREA, REPUBLIC OF	107,505	102,454	-4.70	65,094	56,200	-13.66
TAIWAN	134,180	234,149	74.50	69,426	120,139	73.05
CHINA	2,366,401	16,088,397	579.87	967,838	6,676,096	589.79
PAPUA NEW GUINEA	704,138	462,536	-34.31	361,260	265,147	-26.60
THAILAND	0	21,800	-	0	8,490	-
SINGAPORE	71,651	123,803	72.79	100,440	60,984	-39.28
PHILIPPINES	2,359,231	1,221,315	-48.23	975,353	525,583	-46.11
MALAYSIA	64,992	53,296	-18.00	98,023	39,565	-59.64
MYANMAR (FORM. BURMA)	233,475	174,758	-25.15	159,895	85,624	-46.45
CAMBODIA	0	21,600	-	0	9,504	-
VIET NAM	3,577,400	7,295,365	103.93	1,547,265	2,958,806	91.23
MALDIVES	20,424	29,706	45.45	14,849	18,617	25.38
INDIA	42,800	732,937	1,612.47	19,184	317,761	1,556.39
SRI LANKA	6,229,553	7,112,476	14.17	2,750,136	3,110,807	13.11
IRAQ	40,531,542	44,482,449	9.75	21,101,826	23,645,897	12.06
IRAN (ISLAMIC REPUBLIC OF)	397,440	4,945	-98.76	200,703	4,900	-97.56
SAUDI ARABIA	2,099,134	1,282,724	-38.89	962,872	596,463	-38.05
KUWAIT	74,499	32,700	-56.11	42,936	23,870	-44.41
OMAN	80,399	40,100	-50.12	39,248	17,684	-54.94
SYRIA ARAB REPUBLIC	445,000	936,000	110.34	212,479	430,560	102.64
TURKEY	140,000	660,000	371.43	63,000	294,200	366.98
UNITED ARAB EMIRATES	256,991	220,710	-14.12	188,679	105,934	-43.85
QATAR	20,250	40,500	100.00	9,315	17,618	89.14
BAHRAIN	40,500	40,440	-0.15	17,820	17,571	-1.40
CYPRUS	40,500	19,500	-51.85	17,010	8,327	-51.05
EGYPT	1,209,400	849,600	-29.75	527,224	395,026	-25.07
ALGERIA	3,377,200	5,028,821	48.91	1,554,964	2,298,968	47.85
SUDAN	694,770	444,978	-35.95	316,843	219,379	-30.76
ETHIOPIA	252,800	241,520	-4.46	114,888	107,888	-6.09
TANZANIA, UNITED REPUBLIC OF	232,499	329,948	41.91	103,131	154,597	49.90
KENYA	20,000	0	-100.00	14,600	0	-100.00
MOZAMBIQUE	258,936	707,699	173.31	123,702	345,124	179.00
EQUATORIAL GUINEA	49,337	0	-100.00	28,317	0	-100.00
TOGO	326,829	588,984	80.21	167,728	310,736	85.26
GHANA	2,301,591	3,328,953	44.64	1,106,149	1,665,903	50.60
LIBERIA	189,935	251,432	32.38	103,126	136,904	32.75
GUINEA	0	32,294	-	0	18,596	-
ANGOLA	2,817,940	3,689,114	30.92	1,354,373	1,863,885	37.62
CONGO	943,756	236,160	-74.98	475,889	121,860	-74.39
CAMEROON	96,999	51,797	-46.60	41,384	29,453	-28.83
NIGERIA	1,000,528	682,167	-31.82	487,762	338,910	-30.52
SIERRA LEONE	288,444	148,975	-48.35	145,937	72,553	-50.28
GABON	16,498	33,127	100.79	9,525	18,776	97.12
COTE D'IVOIRE	313,800	100,000	-68.13	141,114	44,400	-68.54
MAURITANIA	0	16	-	0	10	-
BENIN	2,788,828	4,305,708	54.39	1,404,215	2,056,840	46.48
GAMBIA	15,767	49,272	212.50	6,916	26,953	289.72
DJIBOUTI	333,904	451,180	35.12	149,115	218,050	46.23
SAINT HELENA	20,000	0	-100.00	11,000	0	-100.00
SAO TOME AND PRINCIPE	143,022	36,400	-74.55	79,057	20,800	-73.69
SOUTH AFRICA	1,005,544	1,859,631	84.94	463,644	1,595,332	244.09
MALAWI	35,840	36,309	1.31	17,640	19,389	9.91
MAURITIUS	0	13,673	-	0	9,295	-
ZAIRE	0	53,184	-	0	28,778	-
AUSTRALIA	301,491	343,156	13.82	146,619	163,599	11.58
NEW ZEALAND	1,276,089	1,427,579	11.87	760,617	813,364	6.93
MICRONESIA, FEDERATED STATES OF	0	5,475	-	0	2,464	-
NEW CALEDONIA	15,000	0	-100.00	12,915	0	-100.00
VANUATU	831	1,802	116.85	619	1,473	137.96
FIJI	0	1	-	0	1	-

TABEL 5. PERKEMBANGAN EKSPOR INDONESIA MENURUT KOMODITI DAN NEGARA TUJUAN

JENIS BARANG	BERAT BERSIH (KG)		PERUB %	NILAI FOB (US \$)		PERUB %
	JAN-MEI 2005	JAN-MEI 2006		JAN-MEI 2005	JAN-MEI 2006	
(1)	(2)	(3)	(4)	(5)	(6)	(7)
KIRIBATI	0	11,099	-	0	8,918	-
SOLOMON ISLANDS	2,012	4,472	122.27	3,473	4,802	38.27
TONGA	8,033	0	-100.00	2,110	0	-100.00
EAST TIMOR	50,913	29,276	-42.50	55,819	20,084	-64.02
UNITED STATES	7,244	68,425	844.57	10,588	38,802	266.47
CANADA	81,600	40,500	-50.37	52,224	20,655	-60.45
SURINAME	0	30,475	-	0	28,700	-
GUYANA	0	19,958	-	0	8,762	-
TRINIDAD AND TOBAGO	0	260,263	-	0	126,930	-
JAMAICA	730,219	1,214,512	66.32	301,703	522,578	73.21
COSTA RICA	0	60,063	-	0	28,980	-
NETHERLANDS	2,016,287	1,515,840	-24.82	704,648	511,962	-27.35
GERMANY, FED. REP. OF	0	576,000	-	0	259,890	-
ITALY	200	0	-100.00	86	0	-100.00
SPAIN	0	38,000	-	0	18,240	-
GREECE	0	21,029	-	0	10,498	-
CZECHOSLOVAKIA	954,978	204,750	-78.56	478,336	105,183	-78.01
HUNGARY	119,720	127,200	6.25	47,412	54,568	15.09
POLAND	81,600	0	-100.00	38,352	0	-100.00
ROMANIA	511,999	1,518,480	196.58	208,012	681,346	227.55
BULGARIA	0	520,000	-	0	228,800	-
KAZAKHSTAN	86,000	0	-100.00	41,360	0	-100.00
UKRAINE	2,653,968	1,597,442	-39.81	1,465,061	979,503	-33.14
UZBEKISTAN	84,000	0	-100.00	35,280	0	-100.00
LITHUANIA	42,000	0	-100.00	20,379	0	-100.00
SLOVENIA	170,000	130,000	-23.53	81,800	57,600	-29.58
CZECH REPUBLIC	81,000	60,750	-25.00	35,438	28,958	-18.29
RUSSIA FEDERATION	13,991,426	9,779,059	-30.11	6,112,625	4,583,135	-25.02
-SABUN MANDI DAN CUCI	182,871,522	198,100,107	8.33	132,868,891	140,758,362	5.94
JAPAN	5,393,114	5,098,066	-5.47	4,546,839	4,849,128	6.65
HONG KONG	2,222,842	2,674,761	20.33	1,772,877	1,892,760	6.76
KOREA, DEMOCRATIC PEOPLE'S	54,432	0	-100.00	42,099	0	-100.00
KOREA, REPUBLIC OF	1,802,594	1,389,903	-22.89	1,236,023	1,431,172	15.79
TAIWAN	1,834,373	2,981,200	62.52	1,729,194	2,730,624	57.91
CHINA	12,854,653	16,440,398	27.89	6,596,563	8,645,511	31.06
MONGOLIA	1,184,091	828,394	-30.04	578,288	409,273	-29.23
PAPUA NEW GUINEA	4,252,804	3,283,824	-22.78	2,275,346	1,813,623	-20.29
THAILAND	3,091,228	4,599,514	48.79	2,438,632	3,227,174	32.34
SINGAPORE	9,464,214	9,854,082	4.12	9,593,181	10,189,688	6.22
PHILIPPINES	5,161,030	5,273,707	2.18	4,785,120	4,622,220	-3.40
MALAYSIA	23,752,694	23,075,294	-2.85	18,820,090	18,180,536	-3.40
MYANMAR (FORM. BURMA)	1,245,775	493,527	-60.38	666,380	276,447	-58.52
CAMBODIA	13,823	24,793	79.36	22,659	22,577	-0.36
BRUNEI DARUSSALAM	110,781	215,681	94.69	253,764	367,540	44.84
NEPAL	149,158	51,373	-65.56	158,719	51,798	-67.36
VIET NAM	1,480,030	1,802,799	21.81	2,021,329	1,936,951	-4.17
MALDIVES	688,107	653,995	-4.96	577,327	558,778	-3.21
INDIA	8,934,854	6,168,425	-30.96	4,978,357	4,034,653	-18.96
PAKISTAN	4,118,294	1,197,289	-70.93	2,868,957	1,290,273	-55.03
BANGLADESH	2,089,014	102,870	-95.08	1,067,183	86,820	-91.86
SRI LANKA	385,533	306,813	-20.42	414,188	304,741	-26.42
AFGHANISTAN	196,687	23,374	-88.12	413,863	37,131	-91.03
IRAQ	2,498,172	2,043,713	-18.19	1,599,399	1,663,873	4.03
IRAN (ISLAMIC REPUBLIC OF)	261,774	326,193	24.61	267,561	346,701	29.58
SAUDI ARABIA	608,121	755,828	24.29	661,610	793,563	19.94
KUWAIT	50,104	49,190	-1.82	51,474	51,596	0.24
JORDAN	46,529	36,413	-21.74	48,087	41,048	-14.64
LEBANON	233,382	246,486	5.61	196,221	208,976	6.50
YEMEN	2,340,844	1,245,969	-46.77	1,952,168	1,155,241	-40.82
OMAN	0	600,000	-	0	257,200	-
SYRIA ARAB REPUBLIC	0	12,627	-	0	10,253	-
TURKEY	16,800	0	-100.00	60,752	0	-100.00
UNITED ARAB EMIRATES	4,264,881	4,403,436	3.25	4,390,295	3,159,905	-28.03
QATAR	27,180	42	-99.85	31,131	651	-97.91
BAHRAIN	11,520	25,632	122.50	10,323	25,634	148.32
CYPRUS	45,312	35,409	-21.86	58,359	51,235	-12.21
EGYPT	4,601,141	4,136,450	-10.10	2,449,757	2,182,135	-10.92
LIBYAN ARAB JAMAHIRIYA	465,980	760,453	63.19	274,293	1,063,496	287.72
MOROCCO	65,515	0	-100.00	33,434	0	-100.00
ALGERIA	4,375,003	3,246,399	-25.80	1,551,567	1,252,239	-19.29
SUDAN	618,828	588,338	-4.93	626,063	618,966	-1.13
ERITREA	416,977	44,000	-89.45	214,880	28,160	-86.90
NAMIBIA	143,325	239,536	67.13	133,770	225,412	68.51
ETHIOPIA	5,389,048	6,902,231	28.08	2,372,231	3,459,638	45.84
TANZANIA, UNITED REPUBLIC OF	488,516	1,448,382	196.49	312,981	1,135,970	262.95
MADAGASCAR	1,171,721	1,535,522	31.05	891,098	1,090,360	22.36

TABEL 5. PERKEMBANGAN EKSPOR INDONESIA MENURUT KOMODITI DAN NEGARA TUJUAN

JENIS BARANG	BERAT BERSIH (KG)		PERUB	NILAI FOB (US \$)		PERUB
	JAN-MEI 2005	JAN-MEI 2006	%	JAN-MEI 2005	JAN-MEI 2006	%
(1)	(2)	(3)	(4)	(5)	(6)	(7)
SOMALIA	0	321,821	-	0	152,456	-
KENYA	1,270,266	469,299	-63.06	855,797	297,945	-65.19
REUNION	117	82	-29.91	247	199	-19.43
MOZAMBIQUE	1,649,207	1,519,584	-7.86	1,100,489	1,204,403	9.44
EQUATORIAL GUINEA	236,294	281,605	19.18	165,676	206,473	24.62
TOGO	2,951,790	2,902,976	-1.65	2,163,046	1,871,356	-13.49
GHANA	3,385,799	3,631,856	7.27	2,556,358	2,644,997	3.47
LIBERIA	669,056	1,048,270	56.68	477,109	707,863	48.37
GUINEA	62,493	414,403	563.12	58,483	292,463	400.08
ANGOLA	5,347,033	11,265,304	110.68	4,369,489	6,760,437	54.72
CONGO	1,201,471	3,204,982	166.75	728,330	1,914,978	162.93
CAMEROON	615,963	1,239,074	101.16	437,472	890,697	103.60
NIGERIA	9,058,244	13,055,684	44.13	6,619,250	6,903,522	4.29
SIERRA LEONE	961,216	803,813	-16.38	847,635	620,856	-26.75
GABON	218,434	401,158	83.65	158,852	273,746	72.33
COTE D'IVOIRE	118,694	90,541	-23.72	86,958	62,540	-28.08
SENEGAL	645,631	951,556	47.38	458,437	548,791	19.71
MAURITANIA	1,079,837	959,085	-11.18	775,537	610,004	-21.34
MALI	802,240	595,249	-25.80	570,870	436,731	-23.50
BENIN	5,191,248	7,301,317	40.65	4,768,919	6,043,670	26.73
BURKINA FASO	340,301	607,740	78.59	264,643	517,157	95.42
GUINEA BISSAU	0	126,717	-	0	60,825	-
GAMBIA	19,350	33,533	73.30	20,588	41,850	103.27
SEYCHELLES	123,409	191,048	54.81	75,150	123,456	64.28
UGANDA	28,577	69,120	141.87	28,083	67,200	139.29
CENTRAL AFRICAN REPUBLIC	234,156	134,689	-42.48	196,768	100,751	-48.80
NIGER	723,817	149,820	-79.30	812,851	108,371	-86.67
CHAD	43,905	0	-100.00	101,958	0	-100.00
DJIBOUTI	6,657,411	5,946,806	-10.67	3,330,447	3,341,902	0.34
SAO TOME AND PRINCIPE	35,086	111,542	217.91	32,412	67,321	107.70
SOUTH AFRICA	1,207,415	882,998	-26.87	838,594	617,230	-26.40
ZIMBABWE	0	53,746	-	0	50,605	-
ZAMBIA	14,852	0	-100.00	27,830	0	-100.00
MALAWI	2,361,910	4,485,758	89.92	768,167	1,590,473	107.05
COMOROS	43,940	85,885	95.46	28,155	67,997	141.51
BURUNDI	12,096	0	-100.00	11,550	0	-100.00
MAURITIUS	887,911	967,193	8.93	556,911	505,740	-9.19
RWANDA	23,758	49,343	107.69	23,531	47,533	102.00
ZAIRE	95,550	61,719	-35.41	89,180	61,600	-30.93
AUSTRALIA	1,887,995	2,348,650	24.40	1,959,870	2,489,018	27.00
NEW ZEALAND	329,398	412,240	25.15	368,094	452,424	22.91
MICRONESIA, FEDERATED STATES OF	200,622	97,328	-51.49	151,168	72,670	-51.93
GUAM	61	32	-47.54	185	387	109.19
PALAU	9,676	3,058	-68.40	8,007	2,440	-69.53
NEW CALEDONIA	10,548	0	-100.00	22,540	0	-100.00
NORTHERN MARIANA ISLANDS	29,630	22,326	-24.65	40,103	25,204	-37.15
VANUATU	126,034	101,949	-19.11	95,293	75,401	-20.87
COOK ISLANDS	16,911	41,572	145.83	13,904	33,274	139.31
FIJI	1,661,237	2,377,691	43.13	877,635	1,328,119	51.33
KIRIBATI	158,401	221,628	39.92	123,153	171,847	39.54
MARSHALL ISLANDS	34,912	0	-100.00	32,590	0	-100.00
SAMOA	203,527	290,097	42.53	152,626	230,682	51.14
SOLOMON ISLANDS	185,575	156,029	-15.92	181,124	184,347	1.78
TONGA	51,468	58,896	14.43	37,282	66,611	78.67
TUVALU	37,845	8,604	-77.27	30,379	6,917	-77.23
EAST TIMOR	294,157	212,199	-27.86	313,995	202,162	-35.62
UNITED STATES	1,019,961	655,371	-35.75	820,088	648,302	-20.95
CANADA	15,841	372,179	2,249.47	30,267	321,959	963.73
MEXICO	15,000	15,000	0.00	27,719	27,604	-0.41
GUATEMALA	126,317	113,919	-9.81	116,707	103,155	-11.61
HONDURAS	24,768	0	-100.00	22,575	0	-100.00
PANAMA	614,560	876,591	42.64	545,268	784,019	43.79
SURINAME	84,315	59,794	-29.08	68,833	56,881	-17.36
CHILE	192,208	244,156	27.03	189,306	179,411	-5.23
VENEZUELA	0	25,229	-	0	21,900	-
ARGENTINA	0	195	-	0	281	-
BRAZIL	10	0	-100.00	10	0	-100.00
COLOMBIA	25,056	159,965	538.43	21,750	138,216	535.48
BOLIVIA	253,192	544,295	114.97	217,525	450,188	106.96
GUYANA	39,917	0	-100.00	34,650	0	-100.00
TRINIDAD AND TOBAGO	104,633	107,464	2.71	79,143	109,900	38.86
JAMAICA	643,500	360,000	-44.06	255,940	158,100	-38.23
BELIZE	44	251	470.45	144	1,250	768.06
DOMINICAN REPUBLIC	25,229	104,054	312.44	23,362	98,127	320.03
EL SALVADOR	49,536	24,768	-50.00	46,440	24,080	-48.15
COSTA RICA	65,146	25,229	-61.27	57,681	21,900	-62.03

TABEL 5. PERKEMBANGAN EKSPOR INDONESIA MENURUT KOMODITI DAN NEGARA TUJUAN

JENIS BARANG	BERAT BERSIH (KG)		PERUB %	NILAI FOB (US \$)		PERUB %
	JAN-MEI 2005	JAN-MEI 2006		JAN-MEI 2005	JAN-MEI 2006	
(1)	(2)	(3)	(4)	(5)	(6)	(7)
HAITI	570,877	1,434,105	151.21	667,244	1,571,148	135.47
BARBADOS	0	10,474	-	0	14,085	-
CAPE VERDE	0	19,800	-	0	16,830	-
FRENCH POLYNESIA	8,826	1,085	-87.71	7,145	2,126	-70.24
MARTINIQUE	0	20	-	0	177	-
NETHERLANDS ANTILLES	65,229	27,312	-58.13	41,490	27,033	-34.84
GUADELOUPE	0	16	-	0	83	-
UNITED KINGDOM	446,198	188,469	-57.76	585,145	190,232	-67.49
NETHERLANDS	180,531	300,824	66.63	236,679	422,927	78.69
FRANCE	315,153	420,790	33.52	208,681	253,466	21.46
GERMANY, FED. REP. OF	27,384	25,803	-5.77	51,578	18,855	-63.44
BELGIUM	466,231	334,542	-28.25	238,882	328,921	37.69
SWITZERLAND	37	319	762.16	77	1,595	1,971.43
DENMARK	438	0	-100.00	593	0	-100.00
SWEDEN	224,236	0	-100.00	98,662	0	-100.00
ITALY	184,691	432,306	134.07	119,299	305,979	156.48
SPAIN	133,604	94,401	-29.34	212,681	143,089	-32.72
PORTUGAL	120,058	16,068	-86.62	61,028	16,900	-72.31
GREECE	61,255	96,870	58.14	99,505	106,680	7.21
CZECHOSLOVAKIA	1,514,671	1,971,193	30.14	1,312,834	1,784,219	35.91
POLAND	645,252	141,285	-78.10	331,347	72,780	-78.04
ROMANIA	14,139	0	-100.00	14,218	0	-100.00
BULGARIA	114,159	67,419	-40.94	105,149	66,830	-36.44
YUGOSLAVIA	136	0	-100.00	249	0	-100.00
UKRAINE	1,854,000	2,757,324	48.72	830,334	1,273,536	53.38
LITHUANIA	14,471	56	-99.61	13,261	373	-97.19
MALTA	433,426	0	-100.00	216,804	0	-100.00
RUSSIA FEDERATION	15	81,220	541,366.67	446	57,914	12,885.20
-BAHAN CELUP ORGANIK SINTETIK	16,012,149	17,648,060	10.22	46,241,249	53,382,929	15.44
JAPAN	1,468,384	1,367,575	-6.87	5,096,096	4,689,952	-7.97
HONG KONG	966,309	1,034,471	7.05	2,696,791	3,306,055	22.59
KOREA, REPUBLIC OF	389,218	631,510	62.25	710,610	2,018,004	183.98
TAIWAN	603,310	1,024,855	69.87	1,646,549	3,962,133	140.63
CHINA	2,050,130	2,674,613	30.46	3,900,198	5,861,332	50.28
THAILAND	306,057	244,118	-20.24	783,930	658,387	-16.01
SINGAPORE	2,728,911	2,362,804	-13.42	11,984,095	12,100,753	0.97
PHILIPPINES	315,280	114,565	-63.66	104,087	85,454	-17.90
MALAYSIA	227,574	109,108	-52.06	353,466	363,896	2.95
MYANMAR (FORM. BURMA)	9,000	0	-100.00	12,650	0	-100.00
CAMBODIA	300	64,939	21,546.33	100	157,753	157,653.00
BRUNEI DARUSSALAM	27	0	-100.00	16	0	-100.00
NEPAL	150,000	50,000	-66.67	201,355	72,771	-63.86
VIET NAM	154,110	121,360	-21.25	511,938	373,551	-27.03
INDIA	2,441,576	2,660,928	8.98	3,295,968	2,715,033	-17.63
PAKISTAN	318,726	314,713	-1.26	265,330	255,561	-3.68
BANGLADESH	601,670	568,685	-5.48	970,809	1,214,300	25.08
SRI LANKA	13,398	12,504	-6.67	63,076	73,043	15.80
IRAN (ISLAMIC REPUBLIC OF)	13,587	23,998	76.62	34,370	49,500	44.02
SAUDI ARABIA	0	19,597	-	0	38,017	-
JORDAN	9,500	0	-100.00	12,098	0	-100.00
TURKEY	385,691	309,509	-19.75	1,350,054	1,213,936	-10.08
UNITED ARAB EMIRATES	0	2,000	-	0	7,344	-
EGYPT	3,499	800	-77.14	16,600	9,040	-45.54
TANZANIA, UNITED REPUBLIC OF	16,206	18,601	14.78	40,345	27,782	-31.14
NIGERIA	11,320	12,542	10.80	18,555	24,925	34.33
SOUTH AFRICA	11,706	12,160	3.88	38,755	42,172	8.82
AUSTRALIA	32,104	14,694	-54.23	90,642	59,104	-34.79
NEW ZEALAND	926	498	-46.22	1,777	5,979	236.47
NEW CALEDONIA	0	40,000	-	0	48,548	-
FIJI	9	0	-100.00	1	0	-100.00
UNITED STATES	477,883	1,940,629	306.09	1,627,687	3,734,762	129.45
CANADA	5,550	190	-96.58	30,307	1,086	-96.42
MEXICO	151,893	191,810	26.28	431,093	837,062	94.17
NICARAGUA	0	1,000	-	0	6,620	-
CHILE	0	2,999	-	0	9,110	-
ARGENTINA	9,000	27,994	211.04	22,410	91,840	309.82
BRAZIL	224,214	260,191	16.05	834,642	1,431,865	71.55
COLOMBIA	2,800	0	-100.00	20,561	0	-100.00
UNITED KINGDOM	89,498	67,623	-24.44	553,814	337,377	-39.08
NETHERLANDS	37,316	7,950	-78.70	148,794	21,802	-85.35
FRANCE	0	16	-	0	66	-
GERMANY, FED. REP. OF	1,121,086	841,416	-24.95	6,145,183	5,791,678	-5.75
BELGIUM	55,029	25,792	-53.13	345,907	177,801	-48.60
SWITZERLAND	12,073	24,596	103.73	42,881	101,868	137.56
DENMARK	9,999	0	-100.00	35,325	0	-100.00
ITALY	86,276	100,882	16.93	274,226	350,431	27.79

TABEL 5. PERKEMBANGAN EKSPOR INDONESIA MENURUT KOMODITI DAN NEGARA TUJUAN

JENIS BARANG	BERAT BERSIH (KG)		PERUB	NILAI FOB (US \$)		PERUB
	JAN-MEI 2005	JAN-MEI 2006	%	JAN-MEI 2005	JAN-MEI 2006	%
(1)	(2)	(3)	(4)	(5)	(6)	(7)
SPAIN	465,014	285,791	-38.54	1,409,695	917,569	-34.91
POLAND	35,986	56,238	56.28	118,311	129,358	9.34
ROMANIA	0	1,796	-	0	8,309	-
RUSSIA FEDERATION	4	0	-100.00	152	0	-100.00
-PREPARAT PEMBASMI KUMAN, DLL	15,359,221	20,780,053	35.29	29,085,994	43,355,824	49.06
JAPAN	1,715,706	2,375,033	38.43	1,942,395	4,279,228	120.31
HONG KONG	181,496	46,385	-74.44	267,287	124,049	-53.59
KOREA, REPUBLIC OF	556,288	382,410	-31.26	1,022,214	841,185	-17.71
TAIWAN	1,165,870	639,319	-45.16	1,436,688	1,070,581	-25.48
CHINA	316,815	514,664	62.45	2,103,201	4,718,767	124.36
PAPUA NEW GUINEA	35,583	70,333	97.66	28,659	52,784	84.18
THAILAND	2,528,831	2,825,578	11.73	3,883,829	5,106,438	31.48
SINGAPORE	393,941	2,699,927	585.36	448,373	2,927,367	552.89
PHILIPPINES	701,310	855,211	21.94	2,722,565	2,102,014	-22.79
MALAYSIA	1,592,365	2,286,662	43.60	5,539,052	6,221,300	12.32
MYANMAR (FORM. BURMA)	92,160	30,720	-66.67	52,530	19,046	-63.74
BRUNEI DARUSSALAM	590	619	4.92	3,397	1,223	-64.00
VIET NAM	714,463	603,700	-15.50	3,472,839	2,606,616	-24.94
MALDIVES	43,788	18,053	-58.77	50,272	29,774	-40.77
INDIA	108,241	148,299	37.01	68,618	108,891	58.69
PAKISTAN	803,600	1,283,879	59.77	584,401	1,467,062	151.04
BANGLADESH	74,297	337,583	354.37	223,271	533,497	138.95
SRI LANKA	215,433	22,565	-89.53	241,190	44,205	-81.67
SAUDI ARABIA	0	2,869	-	0	45,035	-
JORDAN	454	0	-100.00	5,257	0	-100.00
LEBANON	141,180	124,438	-11.86	142,342	127,917	-10.13
YEMEN	1,224	0	-100.00	6,289	0	-100.00
OMAN	328	597	82.01	1,629	6,121	275.75
TURKEY	0	2	-	0	1	-
UNITED ARAB EMIRATES	62,837	96,952	54.29	48,661	67,853	39.44
LIBYAN ARAB JAMAHIRIYA	7,560	0	-100.00	8,624	0	-100.00
ALGERIA	0	20,820	-	0	22,069	-
SUDAN	0	6,754	-	0	37,299	-
ERITREA	1,340	0	-100.00	3,553	0	-100.00
TANZANIA, UNITED REPUBLIC OF	20,448	37,044	81.16	12,960	43,044	232.13
MADAGASCAR	271,546	562,180	107.03	193,146	383,640	98.63
KENYA	65,700	206,602	214.46	44,128	178,738	305.04
REUNION	0	47,541	-	0	28,910	-
MOZAMBIQUE	0	41,760	-	0	27,734	-
EQUATORIAL GUINEA	0	4,130	-	0	11,381	-
TOGO	118,909	82,873	-30.31	90,771	58,944	-35.06
GHANA	605,461	85,151	-85.94	429,893	62,733	-85.41
GUINEA	0	21,600	-	0	11,344	-
ANGOLA	1,500	0	-100.00	1,054	0	-100.00
CONGO	40,012	42,600	6.47	24,579	27,936	13.66
CAMEROON	20,500	20,690	0.93	16,850	16,990	0.83
NIGERIA	956	1,541	61.19	6,027	1,433	-76.22
GABON	36,703	0	-100.00	34,703	0	-100.00
COTE D'IVOIRE	88,824	123,450	38.98	95,224	97,839	2.75
SENEGAL	80,855	7,969	-90.14	67,036	8,809	-86.86
BENIN	105,120	1,961	-98.13	66,242	6,216	-90.62
GAMBIA	5,957	2,564	-56.96	32,726	4,370	-86.65
UGANDA	194,175	0	-100.00	116,792	0	-100.00
NIGER	0	20,160	-	0	12,816	-
SOUTH AFRICA	68,058	252,946	271.66	77,688	269,498	246.90
ZIMBABWE	0	37,798	-	0	23,195	-
MALAWI	0	40,320	-	0	26,496	-
MAURITIUS	109,870	295,337	168.81	116,324	268,045	130.43
VIRGIN ISLANDS (BRITISH)	0	189	-	0	2,924	-
AUSTRALIA	123,852	138,369	11.72	158,901	131,977	-16.94
NEW ZEALAND	10,039	7,959	-20.72	729,184	623,847	-14.45
MICRONESIA, FEDERATED STATES OF	0	3,750	-	0	12,872	-
GUAM	2,250	2,250	0.00	3,167	5,868	85.29
NEW CALEDONIA	0	15,885	-	0	31,260	-
VANUATU	2,000	267	-86.65	1,480	476	-67.84
AMERICAN SAMOA	14,550	14,550	0.00	64,278	28,286	-55.99
COOK ISLANDS	0	4,351	-	0	4,181	-
FIJI	7,848	71,539	811.56	7,572	61,488	712.04
KIRIBATI	1,125	0	-100.00	1,347	0	-100.00
SAMOA	53,928	112,189	108.03	44,195	96,164	117.59
SOLOMON ISLANDS	1,135	138	-87.84	1,300	265	-79.62
TONGA	569	1,209	112.48	709	1,822	156.98
EAST TIMOR	26,910	2,114	-92.14	33,247	968	-97.09
UNITED STATES	32,718	17,440	-46.70	25,528	1,218,118	4,671.69
MEXICO	145,706	1,085,272	644.84	177,594	1,333,505	650.87
GUATEMALA	72,000	149,289	107.35	70,560	136,385	93.29

TABEL 5. PERKEMBANGAN EKSPOR INDONESIA MENURUT KOMODITI DAN NEGARA TUJUAN

JENIS BARANG	BERAT BERSIH (KG)		PERUB	NILAI FOB (US \$)		PERUB
	JAN-MEI 2005	JAN-MEI 2006	%	JAN-MEI 2005	JAN-MEI 2006	%
(1)	(2)	(3)	(4)	(5)	(6)	(7)
HONDURAS	126,000	614,467	387.67	123,480	508,566	311.86
NICARAGUA	72,000	173,298	140.69	70,560	143,504	103.38
PANAMA	0	20,250	-	0	16,407	-
SURINAME	1,008	1,246	23.61	16,872	21,248	25.94
VENEZUELA	14,220	0	-100.00	12,704	0	-100.00
ARGENTINA	0	44,200	-	0	29,622	-
BRAZIL	0	1	-	0	1	-
PERU	0	8,595	-	0	98,594	-
TRINIDAD AND TOBAGO	0	27,228	-	0	26,393	-
JAMAICA	135,259	77,758	-42.51	179,164	119,765	-33.15
DOMINICAN REPUBLIC	165,000	18,082	-89.04	184,800	19,906	-89.23
EL SALVADOR	54,000	174,940	223.96	52,920	148,834	181.24
COSTA RICA	15,120	16,643	10.07	17,337	15,093	-12.94
HAITI	172,743	188,554	9.15	143,760	144,124	0.25
BARBADOS	16,500	27,123	64.38	17,183	31,092	80.95
FRENCH GUIANA	7,619	0	-100.00	15,798	0	-100.00
FRENCH POLYNESIA	7,497	20,309	170.90	18,465	18,868	2.18
MARTINIQUE	7,980	0	-100.00	10,671	0	-100.00
NETHERLANDS ANTILLES	0	611	-	0	1,506	-
GUADELOUPE	7,980	0	-100.00	10,690	0	-100.00
UNITED KINGDOM	0	43	-	0	230	-
NETHERLANDS	14,467	91	-99.37	13,935	446	-96.80
FRANCE	0	490	-	0	518	-
GERMANY, FED. REP. OF	66,168	21,615	-67.33	128,154	15,782	-87.69
AUSTRIA	0	200	-	0	100	-
BELGIUM	198,000	0	-100.00	324,720	0	-100.00
SWITZERLAND	0	122	-	0	4,500	-
DENMARK	17,500	21,672	23.84	11,750	15,832	34.74
NORWAY	0	16	-	0	64	-
SWEDEN	0	29	-	0	120	-
IRELAND	34,560	84	-99.76	128,376	40	-99.97
ITALY	238,346	172,400	-27.67	347,042	3,946,185	1,037.09
SPAIN	0	7	-	0	20	-
GREECE	78,448	72,302	-7.83	109,279	87,339	-20.08
CZECHOSLOVAKIA	86,908	60,480	-30.41	49,740	40,032	-19.52
LATVIA	36,974	60,848	64.57	46,253	80,254	73.51
-DAMAR TIRUAN, BAHAN PLASTIK	441,427,356	505,969,492	14.62	631,752,857	686,563,596	8.68
JAPAN	96,202,634	96,400,562	0.21	146,698,418	147,835,102	0.77
HONG KONG	25,786,547	27,980,093	8.51	19,949,151	20,815,506	4.34
KOREA, DEMOCRATIC PEOPLE'S	12,249	12,870	5.07	13,557	32,256	137.93
KOREA, REPUBLIC OF	6,068,180	6,996,794	15.30	7,935,149	9,730,396	22.62
TAIWAN	4,904,608	7,567,032	54.28	8,599,332	13,454,750	56.46
CHINA	44,606,985	45,454,250	1.90	38,967,917	38,613,795	-0.91
PAPUA NEW GUINEA	309,706	319,972	3.31	737,293	711,945	-3.44
THAILAND	9,050,473	6,804,584	-24.82	18,758,885	19,448,723	3.68
SINGAPORE	30,359,643	32,658,408	7.57	43,975,818	45,026,658	2.39
PHILIPPINES	10,272,212	8,633,810	-15.95	19,158,431	19,942,200	4.09
MALAYSIA	35,370,328	35,729,546	1.02	47,160,928	46,868,155	-0.62
MYANMAR (FORM. BURMA)	1,377,736	1,360,014	-1.29	1,125,669	953,616	-15.28
CAMBODIA	116	35,260	30,296.55	960	110,773	11,438.85
BRUNEI DARUSSALAM	201,265	175,696	-12.70	313,110	253,856	-18.92
NEPAL	2,754,838	38,465	-98.60	3,273,562	73,012	-97.77
VIET NAM	18,254,949	12,606,063	-30.94	25,141,995	17,000,382	-32.38
MALDIVES	123,457	61,719	-50.01	159,537	81,359	-49.00
INDIA	16,107,625	18,928,505	17.51	18,326,403	16,575,002	-9.56
PAKISTAN	835,559	1,344,448	60.90	2,188,485	3,146,643	43.78
BANGLADESH	5,812,783	11,322,194	94.78	5,784,645	9,964,214	72.25
SRI LANKA	1,046,543	3,753,676	258.67	2,166,666	4,007,623	84.97
IRAQ	2	0	-100.00	2	0	-100.00
IRAN (ISLAMIC REPUBLIC OF)	2,133,878	64,638	-96.97	2,227,878	170,251	-92.36
SAUDI ARABIA	1,264,958	2,463,417	94.74	3,340,870	4,543,877	36.01
KUWAIT	199,362	171,378	-14.04	360,836	653,187	81.02
JORDAN	82,861	91,045	9.88	146,320	148,951	1.80
LEBANON	334,398	263,469	-21.21	517,015	536,144	3.70
YEMEN	499,237	532,273	6.62	685,485	887,776	29.51
OMAN	101,328	114,550	13.05	183,557	231,542	26.14
SYRIA ARAB REPUBLIC	268,457	225,259	-16.09	383,405	355,068	-7.39
TURKEY	8,705,937	19,249,001	121.10	9,881,447	15,447,402	56.33
UNITED ARAB EMIRATES	3,978,907	7,958,221	100.01	6,098,222	9,871,593	61.88
QATAR	14,010	33,884	141.86	36,443	103,299	183.45
BAHRAIN	66,587	37,690	-43.40	101,894	78,539	-22.92
CYPRUS	23,776	18,318	-22.96	44,530	44,293	-0.53
EGYPT	2,789,203	3,613,018	29.54	3,415,950	3,778,479	10.61
LIBYAN ARAB JAMAHIRIYA	105,888	55,694	-47.40	192,593	180,297	-6.38
MOROCCO	26,282	58,811	123.77	51,641	47,142	-8.71
TUNISIA	23,445	26,830	14.44	47,964	58,225	21.39

TABEL 5. PERKEMBANGAN EKSPOR INDONESIA MENURUT KOMODITI DAN NEGARA TUJUAN

JENIS BARANG	BERAT BERSIH (KG)		PERUB	NILAI FOB (US \$)		PERUB
	JAN-MEI 2005	JAN-MEI 2006	%	JAN-MEI 2005	JAN-MEI 2006	%
(1)	(2)	(3)	(4)	(5)	(6)	(7)
ALGERIA	4,410	0	-100.00	25,200	0	-100.00
SUDAN	302,492	168,877	-44.17	453,004	423,085	-6.60
NAMIBIA	141	14,645	10,286.52	338	33,370	9,772.78
ETHIOPIA	418,569	154,948	-62.98	323,417	180,689	-44.13
TANZANIA, UNITED REPUBLIC OF	551,490	504,947	-8.44	769,970	710,230	-7.76
MADAGASCAR	291,391	89,170	-69.40	379,301	138,845	-63.39
SOMALIA	43,780	0	-100.00	67,878	0	-100.00
KENYA	98,117	72,465	-26.14	227,879	247,030	8.40
REUNION	75,660	84,680	11.92	114,591	119,100	3.93
MOZAMBIQUE	47,023	35,055	-25.45	40,573	44,645	10.04
TOGO	22,123	156,525	607.52	14,502	232,856	1,505.68
GHANA	755,150	1,647,596	118.18	841,000	1,188,331	41.30
LIBERIA	57,504	57,292	-0.37	59,886	61,818	3.23
GUINEA	332,673	2,179,934	555.28	346,637	2,439,317	603.71
ANGOLA	340,612	2,842	-99.17	484,993	1,770	-99.64
CONGO	67,983	15,886	-76.63	81,397	23,050	-71.68
CAMEROON	233,653	245,391	5.02	249,774	217,413	-12.96
NIGERIA	2,043,982	4,031,928	97.26	3,444,944	6,128,756	77.91
GABON	36,056	18,068	-49.89	17,900	11,057	-38.23
COTE D'IVOIRE	41,951	11,957	-71.50	155,913	53,583	-65.63
SENEGAL	27,946	73,784	164.02	46,059	149,590	224.78
MAURITANIA	60,067	19,942	-66.80	85,173	25,785	-69.73
MALI	80,030	76,652	-4.22	54,386	53,925	-0.85
BENIN	25,371	83,489	229.07	25,857	93,854	262.97
BURKINA FASO	17,533	16,571	-5.49	11,774	11,179	-5.05
GUINEA BISSAU	0	119,700	-	0	466,830	-
GAMBIA	67,453	0	-100.00	106,931	0	-100.00
U.S. VIRGIN ISLANDS	273	25	-90.84	484	464	-4.13
SEYCHELLES	10,766	7,054	-34.48	33,932	17,071	-49.69
UGANDA	6,523	6,665	2.18	4,004	5,249	31.09
CENTRAL AFRICAN REPUBLIC	11,742	5,110	-56.48	8,109	7,322	-9.71
DJIBOUTI	362,556	85,933	-76.30	382,240	152,055	-60.22
SAO TOME AND PRINCIPE	0	1,893	-	0	1,470	-
SWAZILAND	156	0	-100.00	30	0	-100.00
SOUTH AFRICA	1,440,405	1,641,737	13.98	2,153,480	2,287,541	6.23
ZIMBABWE	3,513	9,180	161.32	2,931	9,241	215.28
ZAMBIA	0	42,000	-	0	50,306	-
MAURITIUS	1,098,048	1,294,755	17.91	1,424,140	1,508,745	5.94
RWANDA	0	1,710	-	0	4,664	-
ZAIRE	0	16,247	-	0	21,970	-
VIRGIN ISLANDS (BRITISH)	0	152	-	0	1,102	-
AUSTRALIA	19,301,503	32,608,665	68.94	29,019,430	42,988,640	48.14
NEW ZEALAND	2,888,544	5,318,758	84.13	4,365,698	8,093,611	85.39
MICRONESIA, FEDERATED STATES OF	351	8	-97.72	202	18	-91.09
GUAM	141	633	348.94	483	4,107	750.31
PALAU	1	5	400.00	2	73	3,550.00
NEW CALEDONIA	52,536	30,937	-41.11	64,062	39,679	-38.06
NORTHERN MARIANA ISLANDS	13,033	18	-99.86	7,459	260	-96.51
SAINT VINCENT AND THE GRENADINES	0	347	-	0	146	-
VANUATU	112	914	716.07	184	1,102	498.91
WALLIS AND FUTUNA ISLANDS	0	1,014	-	0	423	-
AMERICAN SAMOA	873	0	-100.00	980	0	-100.00
COOK ISLANDS	274	0	-100.00	1,517	0	-100.00
FIJI	350,848	203,768	-41.92	758,894	685,498	-9.67
MARSHALL ISLANDS	0	139	-	0	340	-
SAMOA	0	7,605	-	0	168,409	-
SOLOMON ISLANDS	3,550	4,082	14.99	6,647	1,941	-70.80
TONGA	6,414	0	-100.00	5,446	0	-100.00
EAST TIMOR	1,479,509	1,381,295	-6.64	2,361,374	1,962,671	-16.88
UNITED STATES	46,809,858	62,310,700	33.11	84,248,376	100,931,640	19.80
CANADA	1,424,001	1,423,542	-0.03	3,370,477	3,094,961	-8.17
MEXICO	396,026	371,628	-6.16	959,000	1,066,259	11.18
GUATEMALA	175,305	126,813	-27.66	205,539	235,996	14.82
HONDURAS	22,283	23,339	4.74	52,920	40,766	-22.97
NICARAGUA	5,625	105	-98.13	115,855	46	-99.96
PANAMA	226,051	52,094	-76.95	384,863	97,899	-74.56
SURINAME	29,709	16,853	-43.27	43,151	105,763	145.10
CHILE	23,416	86,798	270.68	33,619	165,055	390.96
VENEZUELA	7,887	14,238	80.52	52,954	68,917	30.15
ARGENTINA	109,889	871,648	693.21	163,332	922,553	464.83
BRAZIL	137,467	1,659,777	1,107.40	225,269	2,056,158	812.76
COLOMBIA	28,184	134,150	375.98	245,444	460,092	87.45
BOLIVIA	53	0	-100.00	443	0	-100.00
URUGUAY	21	31,228	148,604.76	277	41,783	14,984.12
PARAGUAY	0	10,552	-	0	30,535	-
ECUADOR	31,116	11,069	-64.43	74,573	25,083	-66.36

TABEL 5. PERKEMBANGAN EKSPOR INDONESIA MENURUT KOMODITI DAN NEGARA TUJUAN

JENIS BARANG	BERAT BERSIH (KG)		PERUB	NILAI FOB (US \$)		PERUB
	JAN-MEI 2005	JAN-MEI 2006	%	JAN-MEI 2005	JAN-MEI 2006	%
(1)	(2)	(3)	(4)	(5)	(6)	(7)
PERU	318,073	131,510	-58.65	1,230,721	426,306	-65.36
GUYANA	18,689	7,148	-61.75	10,076	12,794	26.97
TRINIDAD AND TOBAGO	0	6,669	-	0	17,462	-
JAMAICA	9,725	0	-100.00	10,706	0	-100.00
PUERTO RICO	59,866	47,028	-21.44	119,778	73,693	-38.48
BELIZE	6,931	2,916	-57.93	21,477	15,945	-25.76
DOMINICAN REPUBLIC	415	13,570	3,169.88	513	79,848	15,464.91
EL SALVADOR	0	17,588	-	0	23,467	-
COSTA RICA	3,852	15,513	302.73	12,058	39,466	227.30
HAITI	32,424	20,345	-37.25	73,448	29,253	-60.17
ANTIGUA AND BARBUDA	17,509	2,963	-83.08	8,235	21,034	155.42
ARUBA	6	0	-100.00	75	0	-100.00
BERMUDA	72	705	879.17	561	4,796	754.90
CAYMAN ISLANDS	244	0	-100.00	244	0	-100.00
FRENCH GUIANA	0	126	-	0	320	-
FRENCH POLYNESIA	6,586	3,130	-52.47	16,519	25,749	55.88
MARTINIQUE	1,810	1,173	-35.19	4,499	1,572	-65.06
NETHERLANDS ANTILLES	12,972	8,776	-32.35	20,144	9,068	-54.98
GUADELOUPE	5,871	2,059	-64.93	9,851	5,591	-43.24
UNITED KINGDOM	4,546,279	11,306,967	148.71	9,199,008	16,419,532	78.49
NETHERLANDS	1,821,474	3,290,911	80.67	3,690,446	7,674,139	107.95
FRANCE	1,019,431	1,050,142	3.01	3,626,001	4,276,390	17.94
GERMANY, FED. REP. OF	1,966,396	1,310,266	-33.37	4,464,319	3,326,600	-25.48
AUSTRIA	17,880	37,559	110.06	72,534	72,908	0.52
BELGIUM	3,557,023	1,096,831	-69.16	9,326,824	1,878,356	-79.86
SWITZERLAND	252,187	903,227	258.16	324,904	1,043,290	221.11
LUXEMBOURG	0	496	-	0	360	-
DENMARK	72,988	70,992	-2.73	173,851	215,239	23.81
NORWAY	18,641	25,270	35.56	39,003	69,405	77.95
SWEDEN	12,899	96,899	651.21	128,749	320,726	149.11
FINLAND	241,798	144,184	-40.37	392,115	231,428	-40.98
IRELAND	295,146	407,060	37.92	594,884	770,386	29.50
ITALY	2,048,051	754,910	-63.14	3,587,748	1,824,011	-49.16
SPAIN	798,467	1,123,136	40.66	2,152,109	3,077,877	43.02
PORTUGAL	69,030	1,836,255	2,560.08	247,460	2,064,488	734.27
ICELAND	405,616	176,000	-56.61	539,449	204,123	-62.16
GREECE	479,956	596,686	24.32	1,322,191	1,512,362	14.38
LIECHTENSTEIN	27	0	-100.00	2,322	0	-100.00
CZECHOSLOVAKIA	265,390	75,561	-71.53	343,751	107,310	-68.78
HUNGARY	40,738	56,012	37.49	84,655	109,785	29.69
POLAND	997,829	217,001	-78.25	1,583,950	664,094	-58.07
ROMANIA	3,812,947	1,977,910	-48.13	4,473,221	2,287,500	-48.86
BULGARIA	720,693	7,252	-98.99	896,338	18,270	-97.96
YUGOSLAVIA	944,000	327	-99.97	1,060,354	597	-99.94
ARMENIA	0	21,528	-	0	55,195	-
KAZAKHSTAN	51	0	-100.00	861	0	-100.00
UKRAINE	2,473,786	1,094,268	-55.77	2,847,737	1,206,525	-57.63
LITHUANIA	76	17,517	22,948.68	410	24,240	5,812.20
LATVIA	23,439	17,187	-26.67	55,675	31,247	-43.88
ESTONIA	868	0	-100.00	1,350	0	-100.00
GEORGIA	0	44,022	-	0	49,267	-
CROATIA	1,232,920	7,927	-99.36	1,138,657	13,629	-98.80
MALTA	519	3,487	571.87	4,844	35,373	630.24
SLOVAKIA	286	1,955	583.57	1,135	6,747	494.45
SLOVENIA	1,185	5,431	358.31	1,492	3,678	146.51
CZECH REPUBLIC	16,483	18,298	11.01	55,994	72,160	28.87
REP. OF MACEDONIA	0	982	-	0	3,078	-
FAEROE ISLANDS	11,799	0	-100.00	9,781	0	-100.00
RUSSIA FEDERATION	187,339	5,034,833	2,587.55	410,770	3,911,154	852.15
-BAHAN KERTAS	1,076,077,284	937,965,101	-12.83	370,723,786	351,030,534	-5.31
JAPAN	53,637,141	28,352,835	-47.14	21,884,199	11,652,218	-46.76
KOREA, REPUBLIC OF	334,564,922	194,977,281	-41.72	112,141,838	69,212,944	-38.28
TAIWAN	52,597,000	31,733,094	-39.67	20,257,660	11,978,417	-40.87
CHINA	376,115,148	481,017,441	27.89	130,104,527	184,808,311	42.05
THAILAND	4,495,480	1,994,937	-55.62	1,657,248	851,828	-48.60
SINGAPORE	208,936	44,788	-78.56	77,325	6,472	-91.63
PHILIPPINES	6,999,400	4,054,900	-42.07	2,409,793	1,460,254	-39.40
MALAYSIA	8,969,301	3,000,000	-66.55	3,364,856	1,410,000	-58.10
VIET NAM	25,192,767	16,994,119	-32.54	8,332,630	5,920,089	-28.95
INDIA	49,730,601	52,880,804	6.33	16,640,646	20,302,141	22.00
PAKISTAN	0	200,000	-	0	48,465	-
BANGLADESH	1,537,314	10,212,496	564.31	584,807	3,489,491	496.69
IRAN (ISLAMIC REPUBLIC OF)	0	440,000	-	0	129,182	-
SAUDI ARABIA	0	4,500,000	-	0	1,419,845	-
KUWAIT	2,008,275	3,498,322	74.20	843,776	1,341,974	59.04
JORDAN	0	103,269	-	0	439,862	-

TABEL 5. PERKEMBANGAN EKSPOR INDONESIA MENURUT KOMODITI DAN NEGARA TUJUAN

JENIS BARANG	BERAT BERSIH (KG)		PERUB	NILAI FOB (US \$)		PERUB
	JAN-MEI 2005	JAN-MEI 2006	%	JAN-MEI 2005	JAN-MEI 2006	%
(1)	(2)	(3)	(4)	(5)	(6)	(7)
UNITED ARAB EMIRATES	3,575,785	2,777,237	-22.33	1,493,302	1,192,233	-20.16
REUNION	0	595	-	0	848	-
DJIBOUTI	0	1,140,000	-	0	405,113	-
AUSTRALIA	1,990,500	325	-99.98	658,855	107	-99.98
UNITED STATES	1,986,700	382	-99.98	735,079	254	-99.97
CANADA	0	98	-	0	199	-
ARGENTINA	0	500,000	-	0	149,570	-
URUGUAY	0	134	-	0	72	-
UNITED KINGDOM	0	185	-	0	2,469	-
NETHERLANDS	25,241,489	13,543,542	-46.34	8,143,515	5,154,477	-36.70
FRANCE	32,841,174	34,378,229	4.68	11,578,725	12,637,544	9.14
GERMANY, FED. REP. OF	17,441,346	0	-100.00	7,388,676	0	-100.00
SWITZERLAND	0	999,997	-	0	352,791	-
ITALY	76,944,005	48,131,525	-37.45	22,426,329	15,781,380	-29.63
BULGARIA	0	2,488,566	-	0	881,984	-
-ALAS KAKI (KULIT, KARET DAN KANVAS	43,934,539	47,984,970	9.22	588,110,906	678,800,878	15.42
JAPAN	3,461,488	3,420,517	-1.18	37,752,889	41,258,257	9.29
HONG KONG	376,010	347,998	-7.45	4,579,029	4,782,049	4.43
KOREA, DEMOCRATIC PEOPLE'S	0	290	-	0	1,243	-
KOREA, REPUBLIC OF	485,879	963,208	98.24	7,427,817	11,484,196	54.61
TAIWAN	523,963	575,242	9.79	4,059,824	4,620,316	13.81
CHINA	346,001	477,626	38.04	6,017,201	7,495,356	24.57
PAPUA NEW GUINEA	46,422	26,633	-42.63	176,207	243,832	38.38
THAILAND	201,704	265,248	31.50	2,237,690	2,968,115	32.64
SINGAPORE	795,065	1,663,788	109.26	11,133,421	19,877,936	78.54
PHILIPPINES	171,071	276,176	61.44	1,382,158	1,942,754	40.56
MALAYSIA	901,155	603,533	-33.03	7,157,084	5,929,640	-17.15
MYANMAR (FORM. BURMA)	56,904	5,568	-90.22	719,964	18,145	-97.48
BRUNEI DARUSSALAM	13,685	28,677	109.55	103,018	131,081	27.24
NEPAL	870	999	14.83	8,870	9,371	5.65
VIET NAM	82,831	83,213	0.46	1,092,963	693,579	-36.54
MALDIVES	105,112	130,367	24.03	205,908	193,208	-6.17
INDIA	88,291	96,993	9.86	1,019,038	1,439,027	41.21
PAKISTAN	9,800	3,185	-67.50	92,970	32,850	-64.67
BANGLADESH	9,010	1,196	-86.73	70,204	1,668	-97.62
SRI LANKA	38,496	11,368	-70.47	277,961	252,602	-9.12
IRAN (ISLAMIC REPUBLIC OF)	815	0	-100.00	14,562	0	-100.00
SAUDI ARABIA	45,916	74,710	62.71	241,655	235,038	-2.74
KUWAIT	10,139	7,599	-25.05	91,479	41,448	-54.69
JORDAN	9,048	11,174	23.50	63,410	37,941	-40.17
P. DEM.REP. OF YEMEN	0	1,823	-	0	45,033	-
LEBANON	13,896	3,640	-73.81	159,969	66,601	-58.37
YEMEN	3,697	17,312	368.27	45,621	52,753	15.63
OMAN	0	36	-	0	468	-
SYRIA ARAB REPUBLIC	225	0	-100.00	1,350	0	-100.00
TURKEY	204,576	245,644	20.07	1,997,741	3,278,192	64.09
UNITED ARAB EMIRATES	227,160	223,922	-1.43	2,684,804	2,817,134	4.93
QATAR	0	2,155	-	0	39,096	-
CYPRUS	9,862	10,055	1.96	134,367	108,455	-19.28
EGYPT	27,575	12,659	-54.09	309,253	157,613	-49.03
MOROCCO	476	3,130	557.56	7,716	9,931	28.71
TUNISIA	1,074	0	-100.00	8,961	0	-100.00
ALGERIA	0	1,747	-	0	4,540	-
ETHIOPIA	3	0	-100.00	49	0	-100.00
TANZANIA, UNITED REPUBLIC OF	37,889	2,067	-94.54	126,527	2,843	-97.75
MADAGASCAR	80,620	27,603	-65.76	233,489	41,876	-82.07
KENYA	74	1,164	1,472.97	314	2,368	654.14
REUNION	20,030	12,633	-36.93	19,531	76,062	289.44
MOZAMBIQUE	41,804	22,883	-45.26	86,984	39,237	-54.89
TOGO	1,978	13,360	575.43	648	23,800	3,572.84
GHANA	9,970	3,740	-62.49	108,155	3,000	-97.23
LIBERIA	17,119	61,097	256.90	32,000	61,750	92.97
GUINEA	0	18,083	-	0	31,500	-
ANGOLA	16,000	9,030	-43.56	8,385	12,325	46.99
CONGO	56,000	112,000	100.00	88,500	188,437	112.92
CAMEROON	0	4	-	0	99	-
NIGERIA	47,234	0	-100.00	51,772	0	-100.00
GABON	14,176	2,330	-83.56	17,520	3,225	-81.59
SENEGAL	22,000	22,000	0.00	30,000	37,500	25.00
MAURITANIA	0	818	-	0	4,272	-
U.S. VIRGIN ISLANDS	11	3	-72.73	59	62	5.08
SEYCHELLES	1,241	10,130	716.28	5,265	14,809	181.27
UGANDA	40	137	242.50	271	3	-98.89
DJIBOUTI	0	315	-	0	3,450	-
SAO TOME AND PRINCIPE	18,669	1,288	-93.10	18,000	1,001	-94.44

TABEL 5. PERKEMBANGAN EKSPOR INDONESIA MENURUT KOMODITI DAN NEGARA TUJUAN

JENIS BARANG	BERAT BERSIH (KG)		PERUB	NILAI FOB (US \$)		PERUB
	JAN-MEI 2005	JAN-MEI 2006	%	JAN-MEI 2005	JAN-MEI 2006	%
(1)	(2)	(3)	(4)	(5)	(6)	(7)
SOUTH AFRICA	269,745	377,551	39.97	3,431,918	4,917,524	43.29
COMOROS	304	0	-100.00	2,345	0	-100.00
MAURITIUS	36,976	23,260	-37.09	160,804	54,390	-66.18
VIRGIN ISLANDS (BRITISH)	823	908	10.33	8,955	17,359	93.85
AUSTRALIA	421,778	524,931	24.46	8,054,404	7,751,687	-3.76
NEW ZEALAND	91,165	91,688	0.57	1,018,439	1,268,616	24.56
MICRONESIA, FEDERATED STATES OF	0	48	-	0	110	-
GUAM	14	40	185.71	209	1,342	542.11
NEW CALEDONIA	1,189	2,561	115.39	11,948	18,574	55.46
NORTHERN MARIANA ISLANDS	627	0	-100.00	815	0	-100.00
SAINT VINCENT AND THE GRENADINES	1,489	40	-97.31	15,638	294	-98.12
VANUATU	105	318	202.86	172	605	251.74
AMERICAN SAMOA	4	370	9,150.00	24	5,172	21,450.00
COOK ISLANDS	151	0	-100.00	1,820	0	-100.00
FIJI	3,356	4,653	38.65	11,905	33,793	183.86
SAMOA	0	55	-	0	71	-
SOLOMON ISLANDS	1,974	892	-54.81	3,998	2,504	-37.37
TONGA	1,205	0	-100.00	639	0	-100.00
EAST TIMOR	67,208	14,509	-78.41	56,191	35,568	-36.70
UNITED STATES	15,485,287	13,027,008	-15.87	208,645,888	198,198,778	-5.01
CANADA	672,432	653,052	-2.88	8,634,844	8,328,000	-3.55
MEXICO	880,059	820,246	-6.80	8,884,453	8,989,598	1.18
GUATEMALA	2,977	0	-100.00	35,765	0	-100.00
HONDURAS	1,051	7,672	629.97	11,266	46,341	311.33
PANAMA	304,695	356,409	16.97	4,176,227	5,089,129	21.86
CUBA	11,884	1,209	-89.83	123,616	555	-99.55
SURINAME	0	775	-	0	3,002	-
CHILE	192,345	177,096	-7.93	2,448,446	2,737,073	11.79
VENEZUELA	30,513	2,944	-90.35	282,008	39,311	-86.06
ARGENTINA	87,044	250,911	188.26	1,139,267	3,518,385	208.83
BRAZIL	104,259	130,188	24.87	1,652,440	1,681,210	1.74
COLOMBIA	13,326	17,047	27.92	186,169	311,958	67.57
URUGUAY	17,089	22,869	33.82	265,211	366,875	38.33
PARAGUAY	0	3,061	-	0	36,990	-
ECUADOR	37,042	47,006	26.90	474,376	643,676	35.69
PERU	16,580	19,916	20.12	221,393	334,061	50.89
GUYANA	389	0	-100.00	1,120	0	-100.00
BAHAMAS	0	48	-	0	982	-
JAMAICA	94	0	-100.00	866	0	-100.00
PUERTO RICO	3,159	816	-74.17	16,025	9,164	-42.81
DOMINICAN REPUBLIC	9,470	4,430	-53.22	93,765	24,438	-73.94
EL SALVADOR	64,756	56	-99.91	726,763	1,067	-99.85
COSTA RICA	3,219	3,784	17.55	27,134	21,938	-19.15
ANTIGUA AND BARBUDA	0	38	-	0	378	-
ARUBA	113	0	-100.00	1,341	0	-100.00
BERMUDA	0	671	-	0	4,423	-
FRENCH GUIANA	0	42	-	0	527	-
FRENCH POLYNESIA	1,195	2,154	80.25	7,143	8,628	20.79
MARTINIQUE	6,098	481	-92.11	15,805	2,004	-87.32
NETHERLANDS ANTILLES	572	1,314	129.72	7,591	20,268	167.00
SAINT LUCIA	1,705	0	-100.00	6,835	0	-100.00
GUADELOUPE	4,535	294	-93.52	10,912	4,020	-63.16
SAINT KITTS AND NEVIS	0	175	-	0	251	-
UNITED KINGDOM	4,006,279	4,734,578	18.18	55,954,148	65,351,994	16.80
NETHERLANDS	2,343,463	3,513,843	49.94	33,428,148	53,575,827	60.27
FRANCE	957,313	830,715	-13.22	13,184,783	12,090,147	-8.30
GERMANY, FED. REP. OF	2,210,739	3,239,777	46.55	34,537,683	52,419,078	51.77
AUSTRIA	33,320	63,525	90.65	462,954	755,161	63.12
BELGIUM	2,557,198	3,060,341	19.68	41,006,409	50,037,431	22.02
SWITZERLAND	67,166	68,378	1.80	737,201	921,188	24.96
MONACO	8	7,285	90,962.50	116	94,262	81,160.34
DENMARK	199,578	181,920	-8.85	2,309,129	3,107,230	34.56
NORWAY	66,476	64,276	-3.31	1,005,232	990,183	-1.50
SWEDEN	245,332	454,471	85.25	3,309,456	7,331,361	121.53
FINLAND	69,993	22,625	-67.68	1,272,079	433,528	-65.92
IRELAND	104,094	128,785	23.72	993,365	1,104,172	11.15
ITALY	1,980,504	2,774,563	40.09	22,010,067	34,039,253	54.65
SPAIN	700,341	1,262,949	80.33	8,003,817	14,997,002	87.37
PORTUGAL	229,209	112,942	-50.73	9,321,952	3,407,408	-63.45
GREECE	208,466	307,648	47.58	2,597,622	3,953,027	52.18
LIECHTENSTEIN	8	0	-100.00	117	0	-100.00
HUNGARY	22,162	11,091	-49.95	265,922	134,828	-49.30
POLAND	31,838	95,372	199.55	385,633	1,342,780	248.20
ROMANIA	2,379	2,492	4.75	31,747	43,721	37.72
BULGARIA	1,572	7,012	346.06	19,672	63,617	223.39
YUGOSLAVIA	792	5,802	632.58	10,990	47,759	334.57

TABEL 5. PERKEMBANGAN EKSPOR INDONESIA MENURUT KOMODITI DAN NEGARA TUJUAN

JENIS BARANG	BERAT BERSIH (KG)		PERUB	NILAI FOB (US \$)		PERUB
	JAN-MEI 2005	JAN-MEI 2006	%	JAN-MEI 2005	JAN-MEI 2006	%
(1)	(2)	(3)	(4)	(5)	(6)	(7)
UKRAINE	10,561	22,441	112.49	131,739	388,162	194.64
UZBEKISTAN	1	0	-100.00	6	0	-100.00
LITHUANIA	2,106	0	-100.00	39,237	0	-100.00
LATVIA	0	2,665	-	0	78,478	-
ESTONIA	1,586	682	-57.00	26,787	10,156	-62.09
CROATIA	22,762	8,378	-63.19	257,977	121,991	-52.71
MALTA	2,614	45	-98.28	4,362	289	-93.37
SLOVAKIA	235,746	329,201	39.64	12,382,160	14,236,255	14.97
SLOVENIA	4,931	11,429	131.78	59,043	132,911	125.11
CZECH REPUBLIC	9,222	16,090	74.47	139,831	244,194	74.64
RUSSIA FEDERATION	103,705	131,997	27.28	1,242,056	1,999,759	61.00
-PRODUK KERAMIK	252,401,288	251,826,264	-0.23	108,890,714	121,522,463	11.60
JAPAN	3,780,100	3,897,096	3.10	7,850,604	11,155,524	42.10
HONG KONG	552,284	483,083	-12.53	830,166	647,959	-21.95
KOREA, REPUBLIC OF	15,378,854	18,200,659	18.35	4,740,381	9,138,747	92.79
TAIWAN	9,806,671	16,279,721	66.01	7,573,762	4,749,224	-37.29
CHINA	316,145	316,806	0.21	357,291	674,979	88.92
PAPUA NEW GUINEA	332,601	86,663	-73.94	64,764	18,653	-71.20
THAILAND	15,050,058	16,947,728	12.61	3,591,119	4,336,478	20.76
SINGAPORE	26,007,528	2,330,406	-91.04	4,050,896	1,777,933	-56.11
PHILIPPINES	2,780,702	4,251,192	52.88	804,317	1,199,635	49.15
MALAYSIA	28,982,687	20,748,385	-28.41	6,065,887	4,232,183	-30.23
MYANMAR (FORM. BURMA)	571,927	505,536	-11.61	114,683	82,836	-27.77
CAMBODIA	596,711	663,898	11.26	137,062	129,180	-5.75
BRUNEI DARUSSALAM	1,368,000	878,696	-35.77	372,739	245,022	-34.26
LAO PEOPLE'S DEMOCRATIC	149,799	111,844	-25.34	47,123	38,369	-18.58
VIET NAM	228,919	630,748	175.53	76,666	180,344	135.23
MALDIVES	1,433,736	1,680,659	17.22	319,792	304,304	-4.84
INDIA	718,054	539,874	-24.81	768,817	802,006	4.32
PAKISTAN	4,769,986	3,537,820	-25.83	872,194	630,007	-27.77
BANGLADESH	117,028	191,786	63.88	133,055	146,454	10.07
SRI LANKA	3,305,640	4,858,755	46.98	677,719	974,725	43.82
AFGHANISTAN	24,320	24,320	0.00	21,432	21,615	0.85
IRAN (ISLAMIC REPUBLIC OF)	2,277	15,648	587.22	12,857	58,137	352.18
SAUDI ARABIA	7,477,637	12,383,508	65.61	1,413,802	1,957,888	38.48
KUWAIT	3,294,752	309,032	-90.62	666,883	103,057	-84.55
JORDAN	330,107	153,611	-53.47	57,055	36,267	-36.44
LEBANON	71,796	2,300	-96.80	19,285	2,973	-84.58
YEMEN	328,507	631,811	92.33	82,044	157,308	91.74
OMAN	680	22	-96.76	4,906	556	-88.67
TURKEY	1,905,206	1,972,118	3.51	816,702	816,915	0.03
UNITED ARAB EMIRATES	2,464,993	1,747,260	-29.12	1,136,334	1,196,027	5.25
QATAR	473,452	419,406	-11.42	151,078	410,519	171.73
BAHRAIN	330,320	434,768	31.62	72,697	136,663	87.99
CYPRUS	117,362	42,577	-63.72	33,728	31,034	-7.99
EGYPT	288,821	392,906	36.04	235,701	218,648	-7.24
MOROCCO	0	4,796	-	0	7,251	-
TUNISIA	595	3,427	475.97	1,416	4,640	227.68
SUDAN	0	213,398	-	0	35,601	-
NAMIBIA	34	0	-100.00	82	0	-100.00
ETHIOPIA	41,681	50	-99.88	7,760	390	-94.97
TANZANIA, UNITED REPUBLIC OF	70,656	343	-99.51	7,387	862	-88.33
MADAGASCAR	4,485	73,202	1,532.15	1,293	13,523	945.86
KENYA	1	26,208	2,620,700.00	10	4,583	45,730.00
REUNION	290,029	811,695	179.87	681,247	165,173	-75.75
MOZAMBIQUE	2,656	42,122	1,485.92	3,033	7,493	147.05
BOTSWANA	0	20,400	-	0	3,890	-
TOGO	4,274	0	-100.00	1,400	0	-100.00
GHANA	11,076	0	-100.00	6,000	0	-100.00
GUINEA	100	265	165.00	87	721	728.74
ANGOLA	81,554	157,924	93.64	31,274	26,424	-15.51
CAMEROON	0	35,998	-	0	6,050	-
NIGERIA	328,884	116,848	-64.47	77,162	43,255	-43.94
GABON	5,308	5,265	-0.81	6,151	7,410	20.47
COTE D'IVOIRE	2,822	20	-99.29	1,773	19	-98.93
SENEGAL	428	4,079	853.04	280	5,075	1,712.50
BENIN	0	1,195	-	0	5,250	-
U.S. VIRGIN ISLANDS	132	0	-100.00	206	0	-100.00
SEYCHELLES	141	84,781	60,028.37	1,062	72,798	6,754.80
UGANDA	0	183	-	0	4	-
SAO TOME AND PRINCIPE	14,151	2,318	-83.62	13,600	1,800	-86.76
SOUTH AFRICA	3,310,871	3,807,784	15.01	2,742,368	5,691,873	107.55
MAURITIUS	1,644,968	1,338,993	-18.60	291,785	246,123	-15.65
VIRGIN ISLANDS (BRITISH)	0	1	-	0	9	-
AUSTRALIA	15,000,157	17,025,093	13.50	6,348,674	6,172,296	-2.78
NEW ZEALAND	1,180,919	1,205,415	2.07	566,638	543,962	-4.00

TABEL 5. PERKEMBANGAN EKSPOR INDONESIA MENURUT KOMODITI DAN NEGARA TUJUAN

JENIS BARANG	BERAT BERSIH (KG)		PERUB	NILAI FOB (US \$)		PERUB
	JAN-MEI 2005	JAN-MEI 2006	%	JAN-MEI 2005	JAN-MEI 2006	%
(1)	(2)	(3)	(4)	(5)	(6)	(7)
MICRONESIA, FEDERATED STATES OF	755	0	-100.00	1,523	0	-100.00
GUAM	4,545	91,828	1,920.42	6,672	31,661	374.54
PALAU	0	74	-	0	277	-
NEW CALEDONIA	9,450	6,779	-28.26	20,091	11,059	-44.96
NORTHERN MARIANA ISLANDS	1,237	2,633	112.85	1,397	4,561	226.49
SAINT VINCENT AND THE GRENADINES	1,363	80	-94.13	1,892	777	-58.93
VANUATU	361	190,444	52,654.57	242	70,256	28,931.40
WALLIS AND FUTUNA ISLANDS	0	2,442	-	0	2,712	-
AMERICAN SAMOA	49,440	0	-100.00	10,382	0	-100.00
COOK ISLANDS	46,982	43,547	-7.31	11,445	10,269	-10.28
FIJI	700,598	367,612	-47.53	268,269	116,450	-56.59
MARSHALL ISLANDS	0	3,758	-	0	708	-
TONGA	4,133	18,531	348.37	3,014	5,477	81.72
CHRISTMAS ISLANDS	591	0	-100.00	1,050	0	-100.00
UNITED STATES MINOR OUTLYING	157	0	-100.00	315	0	-100.00
EAST TIMOR	94,879	528,539	457.07	32,604	130,519	300.32
UNITED STATES	62,806,040	76,886,070	22.42	31,766,135	36,357,798	14.45
CANADA	4,770,105	4,503,475	-5.59	3,138,592	2,576,659	-17.90
MEXICO	324,288	448,819	38.40	276,843	642,382	132.04
GUATEMALA	486,007	397,092	-18.30	88,423	82,198	-7.04
HONDURAS	20	161,079	805,295.00	28	45,011	160,653.57
NICARAGUA	0	129	-	0	56	-
PANAMA	354,949	378,152	6.54	79,508	85,071	7.00
CUBA	12,682	914	-92.79	50,503	390	-99.23
CHILE	619,765	469,896	-24.18	205,173	168,232	-18.00
VENEZUELA	39,057	8,096	-79.27	17,999	16,735	-7.02
ARGENTINA	34,610	23,224	-32.90	33,957	17,848	-47.44
BRAZIL	8,385	4,713	-43.79	15,708	7,013	-55.35
COLOMBIA	79,528	14,957	-81.19	21,082	16,993	-19.40
URUGUAY	22,450	1,041	-95.36	5,679	1,272	-77.60
ECUADOR	174,288	72,892	-58.18	36,155	19,229	-46.82
PERU	185,256	23,729	-87.19	51,833	7,808	-84.94
GUYANA	4,197	0	-100.00	1,350	0	-100.00
TRINIDAD AND TOBAGO	153,337	49,110	-67.97	37,759	16,152	-57.22
BAHAMAS	4,680	5,165	10.36	33,875	55,814	64.76
JAMAICA	306,060	580,124	89.55	80,584	123,057	52.71
PUERTO RICO	1,502,154	541,962	-63.92	343,761	170,247	-50.48
BELIZE	1,470	35	-97.62	1,554	209	-86.55
DOMINICAN REPUBLIC	6,248	1,441	-76.94	12,325	1,220	-90.10
EL SALVADOR	4,215	171	-95.94	1,949	350	-82.04
COSTA RICA	79,036	5,777	-92.69	35,804	5,080	-85.81
HAITI	18,985	38	-99.80	6,595	26	-99.61
BARBADOS	16	6,127	38,193.75	15	6,650	44,233.33
ANTIGUA AND BARBUDA	722	106	-85.32	1,630	50	-96.93
ANGUILLA	1,370	0	-100.00	1,654	0	-100.00
ARUBA	4,077	7,820	91.81	8,437	15,123	79.25
BERMUDA	19	278	1,363.16	145	1,883	1,198.62
CAYMAN ISLANDS	145	1,435	889.66	158	638	303.80
DOMINICA	986	0	-100.00	2,542	0	-100.00
FRENCH GUIANA	0	1,029	-	0	688	-
FRENCH POLYNESIA	236,201	445,750	88.72	27,333	138,554	406.91
GRENADA	0	48,542	-	0	12,829	-
MARTINIQUE	26	1,178	4,430.77	46	2,385	5,084.78
NETHERLANDS ANTILLES	298	681	128.52	262	1,279	388.17
NORFOLK ISLANDS	0	509	-	0	706	-
SAINT LUCIA	0	24,370	-	0	5,193	-
TURKS AND CAICOS ISLANDS	0	4,469	-	0	1,283	-
GUADELOUPE	373	3,641	876.14	967	5,250	442.92
UNITED KINGDOM	1,923,237	3,502,310	82.10	4,122,804	5,882,633	42.69
NETHERLANDS	1,214,723	1,029,727	-15.23	1,140,838	770,338	-32.48
FRANCE	530,403	1,306,906	146.40	790,789	1,390,207	75.80
GERMANY, FED. REP. OF	480,788	591,601	23.05	1,263,329	970,469	-23.18
AUSTRIA	10,560	1,164	-88.98	30,524	10,219	-66.52
BELGIUM	1,082,573	1,311,812	21.18	1,567,849	1,702,599	8.59
SWITZERLAND	7,899	167,396	2,019.20	14,240	420,515	2,853.05
DENMARK	93,015	127,139	36.69	56,422	84,622	49.98
NORWAY	1,921,198	1,102,426	-42.62	500,402	370,354	-25.99
SWEDEN	454,784	680,180	49.56	442,696	231,007	-47.82
FINLAND	41,565	137,803	231.54	283,091	886,636	213.20
IRELAND	340,635	151,475	-55.53	141,622	232,508	64.18
ITALY	5,737,813	6,576,276	14.61	3,102,603	4,535,456	46.18
SPAIN	1,085,350	545,611	-49.73	1,045,403	870,960	-16.69
PORTUGAL	6,299	38,185	506.21	11,233	55,899	397.63
ICELAND	32,500	0	-100.00	33,077	0	-100.00
MONTSERRAT	0	17,280	-	0	2,957	-
GREECE	2,876,144	2,027,129	-29.52	690,022	421,349	-38.94

TABEL 5. PERKEMBANGAN EKSPOR INDONESIA MENURUT KOMODITI DAN NEGARA TUJUAN

JENIS BARANG	BERAT BERSIH (KG)		PERUB	NILAI FOB (US \$)		PERUB
	JAN-MEI 2005	JAN-MEI 2006	%	JAN-MEI 2005	JAN-MEI 2006	%
(1)	(2)	(3)	(4)	(5)	(6)	(7)
HUNGARY	3,837	49,636	1,193.61	5,784	26,294	354.60
POLAND	1,927,751	552,021	-71.36	368,329	156,345	-57.55
ROMANIA	7,069	38,017	437.80	8,042	97,182	1,108.43
BULGARIA	35,903	1,642	-95.43	124,625	2,656	-97.87
YUGOSLAVIA	1,923	21,191	1,001.98	3,553	4,561	28.37
KAZAKHSTAN	0	3	-	0	67	-
UKRAINE	2,409,947	2,482,018	2.99	749,480	769,443	2.66
UZBEKISTAN	1	0	-100.00	7	0	-100.00
LITHUANIA	74	203	174.32	398	931	133.92
LATVIA	0	11,165	-	0	24,020	-
ESTONIA	26,704	225,944	746.11	6,041	51,738	756.45
GEORGIA	0	47	-	0	226	-
CROATIA	24,668	1,589	-93.56	6,593	4,145	-37.13
MALTA	42,690	106,800	150.18	33,755	31,810	-5.76
SLOVAKIA	46	178,208	387,308.70	97	67,967	69,969.07
SLOVENIA	936	6,802	626.71	1,262	26,265	1,981.22
CZECH REPUBLIC	3,070	11,037	259.51	2,663	4,758	78.67
RUSSIA FEDERATION	1,567,065	1,792,773	14.40	633,653	742,596	17.19
-EMAS BATANGAN	8,017	16,577	106.77	91,642,039	270,817,812	195.52
JAPAN	632	1,709	170.41	9,597	311,369	3,144.44
HONG KONG	1,401	651	-53.53	19,298,246	13,968,934	-27.62
THAILAND	1,736	0	-100.00	23,791,004	0	-100.00
SINGAPORE	748	7,157	856.82	10,342,259	135,208,244	1,207.34
MALAYSIA	0	1,462	-	0	28,139,799	-
AUSTRALIA	3,500	3,522	0.63	38,200,933	63,655,916	66.63
SWITZERLAND	0	2,076	-	0	29,533,550	-
-PESAWAT UDARA DAN BAGIANNYA	1,267,081	3,784,349	198.67	40,798,870	178,297,802	337.02
JAPAN	18,615	11,260	-39.51	1,912,154	2,749,461	43.79
HONG KONG	36,050	10,879	-69.82	1,383,258	407,104	-70.57
KOREA, REPUBLIC OF	761	1,248	63.99	553,256	799,124	44.44
TAIWAN	187	6	-96.79	1,800	178	-90.11
CHINA	52	161,992	311,423.08	8,724	1,668,359	19,023.78
MACAU	2,500	0	-100.00	350,000	0	-100.00
PAPUA NEW GUINEA	24	3,024	12,500.00	12,950	567,900	4,285.33
THAILAND	36,562	94,480	158.41	1,687,655	928,006	-45.01
SINGAPORE	33,589	617,465	1,738.30	4,689,464	77,995,160	1,563.20
PHILIPPINES	152	582	282.89	43,632	471,133	979.79
MALAYSIA	19,168	355,142	1,752.79	6,733,447	43,736,925	549.55
BRUNEI DARUSSALAM	186	160	-13.98	57,558	31,749	-44.84
VIET NAM	0	21,370	-	0	501,150	-
INDIA	2,056	7,650	272.08	1,016,000	500,350	-50.75
PAKISTAN	354	1,027	190.11	144,472	1,155,662	699.92
BANGLADESH	6,749	0	-100.00	1,341,500	0	-100.00
SRI LANKA	0	45	-	0	100	-
IRAN (ISLAMIC REPUBLIC OF)	0	874	-	0	30,000	-
SAUDI ARABIA	0	25	-	0	1	-
JORDAN	0	125	-	0	5,000	-
TURKEY	55,035	224	-99.59	1,584,349	145,631	-90.81
UNITED ARAB EMIRATES	2,832	137,318	4,748.80	369,146	815,569	120.93
LIBYAN ARAB JAMAHIRIYA	0	150,000	-	0	2,000,000	-
KENYA	52	87	67.31	2,230	2,900	30.04
BENIN	0	172	-	0	380	-
SOUTH AFRICA	5,456	107,189	1,864.61	10,334	1,516,820	14,577.96
AUSTRALIA	1,515	216,608	14,197.56	250,364	2,137,442	753.73
NEW ZEALAND	31,250	25	-99.92	2,880	371	-87.12
FIJI	192	0	-100.00	1,230	0	-100.00
EAST TIMOR	281	0	-100.00	219	0	-100.00
UNITED STATES	284,516	541,754	90.41	3,791,733	14,055,805	270.70
CANADA	95	188	97.89	3,500	56,550	1,515.71
PERU	31	0	-100.00	350	0	-100.00
FRENCH POLYNESIA	19	0	-100.00	1,579	0	-100.00
UNITED KINGDOM	418,390	1,199,106	186.60	8,449,046	15,995,724	89.32
NETHERLANDS	20,012	16,051	-19.79	783,723	860,642	9.81
FRANCE	3,672	13,090	256.48	152,013	926,166	509.27
GERMANY, FED. REP. OF	13,116	33,636	156.45	1,091,123	4,263,498	290.74
AUSTRIA	352	0	-100.00	10,000	0	-100.00
BELGIUM	765	4,525	491.50	166,928	533,900	219.84
SWITZERLAND	34,230	4,049	-88.17	264,560	102,918	-61.10
DENMARK	0	370	-	0	30,646	-
NORWAY	0	4,620	-	0	502,500	-
SWEDEN	39	0	-100.00	4,475	0	-100.00
IRELAND	70	32,193	45,890.00	700	508,500	72,542.86
ITALY	132	709	437.12	125,203	58,591	-53.20
SPAIN	183,333	3,664	-98.00	2,720,427	1,735,017	-36.22
PORTUGAL	1,881	0	-100.00	750	0	-100.00
GREECE	960	0	-100.00	771	0	-100.00

TABEL 5. PERKEMBANGAN EKSPOR INDONESIA MENURUT KOMODITI DAN NEGARA TUJUAN

JENIS BARANG	BERAT BERSIH (KG)		PERUB	NILAI FOB (US \$)		PERUB
	JAN-MEI 2005	JAN-MEI 2006	%	JAN-MEI 2005	JAN-MEI 2006	%
(1)	(2)	(3)	(4)	(5)	(6)	(7)
POLAND	518	102	-80.31	1,634	770	-52.88
ROMANIA	10,998	0	-100.00	532,000	0	-100.00
BULGARIA	1,824	0	-100.00	20,000	0	-100.00
MOLDOVA, REPUBLIC OF	22,300	0	-100.00	250,000	0	-100.00
CROATIA	0	65	-	0	100	-
RUSSIA FEDERATION	16,210	31,250	92.78	271,733	500,000	84.00
-KAPAL LAUT DAN SEJENISNYA	117,917,372	89,353,554	-24.22	102,449,179	87,001,233	-15.08
JAPAN	47	41,864	88,972.34	5,335	27,979	424.44
KOREA, REPUBLIC OF	112,020	23,401	-79.11	27,543	30,000	8.92
TAIWAN	90	0	-100.00	120	0	-100.00
CHINA	0	16,757,064	-	0	2,520,934	-
THAILAND	1,350,000	6,774,266	401.80	239,514	6,493,197	2,610.99
SINGAPORE	96,958,791	57,531,658	-40.66	39,622,140	70,106,248	76.94
PHILIPPINES	0	650	-	0	130	-
MALAYSIA	2,221,309	3,113,603	40.17	5,184,410	2,279,707	-56.03
MYANMAR (FORM. BURMA)	3,934,754	0	-100.00	7,320,000	0	-100.00
BRUNEI DARUSSALAM	0	5,000	-	0	1,057	-
VIET NAM	0	343,160	-	0	193,176	-
INDIA	137,800	398,660	189.30	111,474	1,316,779	1,081.24
SAUDI ARABIA	0	11,930	-	0	29,140	-
KUWAIT	0	984	-	0	29,700	-
UNITED ARAB EMIRATES	2,248,000	2,979,219	32.53	3,534,500	2,718,928	-23.07
KENYA	0	8,997	-	0	30,000	-
SOUTH AFRICA	561	0	-100.00	4,019	0	-100.00
MAURITIUS	0	5,301	-	0	5,721	-
AUSTRALIA	1,807,575	310,000	-82.85	2,912,060	726,300	-75.06
SOLOMON ISLANDS	0	15,257	-	0	18,478	-
UNITED STATES	2,848	68,172	2,293.68	58,685	14,880	-74.64
UNITED KINGDOM	0	2,604	-	0	65,789	-
NETHERLANDS	7,326	22,000	200.30	275,128	78,822	-71.35
FRANCE	41	1,950	4,656.10	858	27,000	3,046.85
BELGIUM	51,000	0	-100.00	71,695	0	-100.00
DENMARK	0	440	-	0	16,394	-
FINLAND	0	424	-	0	217	-
ITALY	0	3,000	-	0	78,065	-
BULGARIA	0	931,000	-	0	152,092	-
RUSSIA FEDERATION	9,085,210	2,950	-99.97	43,081,698	40,500	-99.97
-PERLENGKAPAN OLAHRAGA DAN MAINAN	9,332,567	10,872,903	16.50	65,417,485	68,592,255	4.85
JAPAN	523,098	478,486	-8.53	8,351,871	7,943,603	-4.89
HONG KONG	255,295	158,765	-37.81	1,461,798	855,066	-41.51
KOREA, REPUBLIC OF	204,189	311,320	52.47	890,335	658,762	-26.01
TAIWAN	18,706	7,255	-61.22	87,995	51,898	-41.02
CHINA	164,159	224,382	36.69	1,163,495	1,662,176	42.86
MONGOLIA	5,197	0	-100.00	39,965	0	-100.00
PAPUA NEW GUINEA	0	1,903	-	0	9,071	-
THAILAND	15,455	23,431	51.61	123,115	112,544	-8.59
SINGAPORE	38,718	166,033	328.83	1,235,220	1,694,296	37.17
PHILIPPINES	77,019	103,427	34.29	123,937	190,048	53.34
MALAYSIA	205,051	206,570	0.74	609,152	735,904	20.81
CAMBODIA	0	62,590	-	0	25,045	-
BRUNEI DARUSSALAM	271	1,264	366.42	1,407	26,931	1,814.07
VIET NAM	10,284	303	-97.05	34,968	2,104	-93.98
MALDIVES	243	1,281	427.16	786	3,045	287.40
INDIA	31,178	63,746	104.46	192,860	420,319	117.94
PAKISTAN	75,494	138,431	83.37	226,428	395,091	74.49
BANGLADESH	0	9,960	-	0	5,236	-
SRI LANKA	84,756	90,154	6.37	88,303	76,738	-13.10
IRAN (ISLAMIC REPUBLIC OF)	0	7,105	-	0	17,440	-
SAUDI ARABIA	124,807	173,478	39.00	152,252	173,313	13.83
KUWAIT	1,752	5,296	202.28	6,905	30,680	344.32
JORDAN	11,045	27,605	149.93	20,522	61,363	199.01
LEBANON	14,487	19,024	31.32	31,290	41,692	33.24
YEMEN	0	78	-	0	118	-
OMAN	4,284	0	-100.00	10,322	0	-100.00
TURKEY	3,636	5,153	41.72	20,300	35,910	76.90
UNITED ARAB EMIRATES	80,022	47,070	-41.18	388,956	269,688	-30.66
BAHRAIN	173	43	-75.14	840	184	-78.10
CYPRUS	6,587	3,176	-51.78	31,036	23,472	-24.37
EGYPT	3,567	4,606	29.13	22,649	29,426	29.92
MOROCCO	6,463	4,072	-37.00	37,006	30,232	-18.31
TUNISIA	0	436	-	0	2,489	-
ALGERIA	0	10,005	-	0	9,108	-
SUDAN	16,503	14,697	-10.94	102,878	95,141	-7.52
REUNION	3,759	3,759	0.00	9,216	9,677	5.00
MOZAMBIQUE	0	112	-	0	1,440	-

TABEL 5. PERKEMBANGAN EKSPOR INDONESIA MENURUT KOMODITI DAN NEGARA TUJUAN

JENIS BARANG	BERAT BERSIH (KG)		PERUB	NILAI FOB (US \$)		PERUB
	JAN-MEI 2005	JAN-MEI 2006	%	JAN-MEI 2005	JAN-MEI 2006	%
(1)	(2)	(3)	(4)	(5)	(6)	(7)
ANGOLA	0	199	-	0	375	-
CAMEROON	298	52	-82.55	415	1,042	151.08
NIGERIA	12,385	6,066	-51.02	8,562	22,254	159.92
BENIN	0	579	-	0	682	-
UGANDA	0	535	-	0	3,467	-
DJIBOUTI	420	0	-100.00	535	0	-100.00
SOUTH AFRICA	7,847	11,487	46.39	40,005	68,570	71.40
ZIMBABWE	427	0	-100.00	349	0	-100.00
MAURITIUS	196	0	-100.00	2,500	0	-100.00
VIRGIN ISLANDS (BRITISH)	32,446	0	-100.00	195,575	0	-100.00
AUSTRALIA	236,146	225,429	-4.54	1,490,999	1,127,303	-24.39
NEW ZEALAND	20,629	32,951	59.73	123,275	167,745	36.07
GUAM	79	70	-11.39	1,340	1,645	22.76
FIJI	1,150	1,467	27.57	6,845	671	-90.20
EAST TIMOR	2,257	3,075	36.24	6,719	5,038	-25.02
UNITED STATES	2,380,995	2,468,706	3.68	17,362,053	17,393,546	0.18
CANADA	180,834	151,593	-16.17	1,214,589	933,725	-23.12
MEXICO	535,565	342,876	-35.98	3,534,745	2,731,164	-22.73
PANAMA	2,168	10,676	392.44	18,992	108,846	473.11
CHILE	136,100	124,949	-8.19	574,010	703,887	22.63
VENEZUELA	47,071	39,346	-16.41	318,175	308,705	-2.98
ARGENTINA	77,234	111,497	44.36	451,030	671,058	48.78
BRAZIL	153,548	226,081	47.24	1,175,184	1,425,881	21.33
COLOMBIA	27,586	25,654	-7.00	201,425	175,196	-13.02
BOLIVIA	348	348	0.00	1,750	1,750	0.00
URUGUAY	4,301	3,120	-27.46	25,338	12,464	-50.81
ECUADOR	8,938	23,916	167.58	18,841	89,110	372.96
PERU	0	12,178	-	0	104,224	-
BELIZE	1,396	0	-100.00	1,475	0	-100.00
DOMINICAN REPUBLIC	991	0	-100.00	7,348	0	-100.00
EL SALVADOR	7,702	15,049	95.39	46,699	152,555	226.68
COSTA RICA	14,468	0	-100.00	42,445	0	-100.00
UNITED KINGDOM	545,201	557,447	2.25	3,712,191	3,954,202	6.52
NETHERLANDS	626,264	406,168	-35.14	4,384,996	2,560,411	-41.61
FRANCE	644,604	573,873	-10.97	4,248,717	3,694,221	-13.05
GERMANY, FED. REP. OF	526,676	1,848,683	251.01	4,771,628	8,284,721	73.62
AUSTRIA	12,287	42,316	244.40	74,969	346,446	362.12
BELGIUM	79,907	96,658	20.96	613,213	740,003	20.68
SWITZERLAND	182,574	15,266	-91.64	431,384	115,471	-73.23
DENMARK	63,793	42,109	-33.99	146,202	124,934	-14.55
NORWAY	29,775	29,608	-0.56	90,653	145,283	60.26
SWEDEN	160,553	168,224	4.78	418,372	534,360	27.72
FINLAND	23,477	17,410	-25.84	55,692	68,735	23.42
IRELAND	10,247	2,014	-80.35	58,371	22,570	-61.33
ITALY	259,401	267,838	3.25	1,789,549	1,850,377	3.40
SPAIN	48,096	42,856	-10.89	321,854	350,107	8.78
PORTUGAL	0	222	-	0	4,326	-
GREECE	23,935	19,228	-19.67	130,914	57,780	-55.86
HUNGARY	404	35,920	8,791.09	9,960	192,255	1,830.27
POLAND	5,669	24,502	332.21	45,761	143,417	213.40
ROMANIA	32,730	19,008	-41.92	327,442	46,112	-85.92
BELARUS	0	1,261	-	0	11,941	-
UKRAINE	11,465	21,154	84.51	93,951	193,022	105.45
UZBEKISTAN	0	9,588	-	0	27,358	-
LITHUANIA	640	0	-100.00	8,120	0	-100.00
LATVIA	0	5,792	-	0	61,721	-
CROATIA	17,927	39,185	118.58	38,078	82,018	115.39
MALTA	160	0	-100.00	1,960	0	-100.00
SLOVAKIA	2,713	7,399	172.72	24,473	56,694	131.66
SLOVENIA	7,908	8,021	1.43	18,756	19,368	3.26
CZECH REPUBLIC	5,682	177,085	3,016.60	26,630	1,258,324	4,625.21
RUSSIA FEDERATION	130,756	181,153	38.54	1,236,624	1,735,925	40.38
-PENA DAN PENSIL	3,830,359	4,591,793	19.88	24,040,306	28,496,798	18.54
JAPAN	102,699	137,594	33.98	873,825	1,398,942	60.09
HONG KONG	56,340	37,960	-32.62	458,256	308,576	-32.66
KOREA, REPUBLIC OF	19,383	14,426	-25.57	191,592	139,814	-27.03
TAIWAN	15,224	17,088	12.24	121,921	137,976	13.17
CHINA	10,328	15,857	53.53	78,644	132,616	68.63
PAPUA NEW GUINEA	12,334	1,318	-89.31	12,888	12,253	-4.93
THAILAND	64,904	86,066	32.61	450,633	655,435	45.45
SINGAPORE	63,661	52,597	-17.38	581,221	407,992	-29.80
PHILIPPINES	60,339	47,823	-20.74	351,325	278,556	-20.71
MALAYSIA	98,724	95,937	-2.82	894,631	863,910	-3.43
CAMBODIA	2,021	0	-100.00	6,472	0	-100.00
VIET NAM	1,866	410	-78.03	17,505	11,817	-32.49
MALDIVES	385	5,479	1,323.12	798	26,551	3,227.19

TABEL 5. PERKEMBANGAN EKSPOR INDONESIA MENURUT KOMODITI DAN NEGARA TUJUAN

JENIS BARANG	BERAT BERSIH (KG)		PERUB	NILAI FOB (US \$)		PERUB
	JAN-MEI 2005	JAN-MEI 2006	%	JAN-MEI 2005	JAN-MEI 2006	%
(1)	(2)	(3)	(4)	(5)	(6)	(7)
INDIA	5,567	4,587	-17.60	59,908	58,550	-2.27
PAKISTAN	7,843	6,663	-15.05	48,523	44,444	-8.41
BANGLADESH	8,225	13,387	62.76	74,562	109,830	47.30
SRI LANKA	3,100	840	-72.90	21,600	2,104	-90.26
IRAN (ISLAMIC REPUBLIC OF)	104,080	41,647	-59.99	558,170	261,321	-53.18
SAUDI ARABIA	119,470	190,380	59.35	1,037,056	1,561,495	50.57
KUWAIT	10,920	7,601	-30.39	111,804	92,613	-17.16
JORDAN	649	612	-5.70	7,122	3,499	-50.87
LEBANON	40,309	20,052	-50.25	172,606	146,057	-15.38
SYRIA ARAB REPUBLIC	2,120	2,065	-2.59	8,702	12,990	49.28
TURKEY	31,624	48,816	54.36	188,308	280,891	49.17
UNITED ARAB EMIRATES	39,345	38,411	-2.37	338,305	297,840	-11.96
QATAR	5,408	14,262	163.72	69,494	155,569	123.86
BAHRAIN	3,218	4,862	51.09	35,030	56,681	61.81
CYPRUS	0	204	-	0	1,442	-
EGYPT	19,316	129,792	571.94	169,109	710,877	320.37
LIBYAN ARAB JAMAHIRIYA	281	0	-100.00	6,500	0	-100.00
MOROCCO	5,375	5,713	6.29	41,624	55,515	33.37
ETHIOPIA	0	256	-	0	400	-
MADAGASCAR	0	117	-	0	45	-
SEYCHELLES	149	0	-100.00	120	0	-100.00
SOUTH AFRICA	2,901	1,247	-57.01	22,737	19,178	-15.65
AUSTRALIA	62,301	111,316	78.67	426,801	638,549	49.61
NEW ZEALAND	8,684	6,710	-22.73	78,173	56,243	-28.05
SOLOMON ISLANDS	13,047	0	-100.00	15,465	0	-100.00
EAST TIMOR	2,854	0	-100.00	545	0	-100.00
UNITED STATES	1,769,718	2,161,442	22.13	9,495,199	10,992,378	15.77
CANADA	30,498	19,456	-36.21	257,094	265,986	3.46
MEXICO	185,971	212,127	14.06	1,101,094	1,227,553	11.48
CHILE	485	0	-100.00	7,569	0	-100.00
VENEZUELA	38,777	48,354	24.70	259,337	257,444	-0.73
ARGENTINA	2,892	1,380	-52.28	36,115	17,184	-52.42
BRAZIL	0	80	-	0	10	-
COLOMBIA	76,519	99,952	30.62	464,879	511,707	10.07
BOLIVIA	26	0	-100.00	82	0	-100.00
ECUADOR	5,705	5,500	-3.59	40,963	31,036	-24.23
UNITED KINGDOM	94,430	135,103	43.07	799,114	1,303,199	63.08
NETHERLANDS	314,001	382,740	21.89	1,553,085	1,950,660	25.60
FRANCE	5,250	87,601	1,568.59	17,417	449,902	2,483.12
GERMANY, FED. REP. OF	130,306	134,252	3.03	940,373	1,097,162	16.67
BELGIUM	3,093	1,323	-57.23	19,658	9,864	-49.82
DENMARK	9,169	7,920	-13.62	75,537	61,539	-18.53
NORWAY	16,559	7,094	-57.16	149,314	80,339	-46.19
SWEDEN	39,233	50,569	28.89	398,039	525,653	32.06
FINLAND	0	2,516	-	0	29,924	-
IRELAND	21,341	23,758	11.33	241,473	246,483	2.07
ITALY	32,358	30,845	-4.68	266,856	332,537	24.61
SPAIN	38,146	16,239	-57.43	263,246	154,709	-41.23
ICELAND	0	1,070	-	0	8,366	-
HUNGARY	1,425	0	-100.00	31,328	0	-100.00
CZECH REPUBLIC	9,463	377	-96.02	90,559	2,592	-97.14
-BATU SEMI PERMATA	188	17,612	9,268.09	3,820	129,928	3,301.26
JAPAN	186	0	-100.00	3,779	0	-100.00
HONG KONG	0	714	-	0	9,526	-
CHINA	0	16,598	-	0	118,402	-
UNITED STATES	0	300	-	0	2,000	-
CANADA	2	0	-100.00	41	0	-100.00
-KOPER, TAS, DOMPET	4,902,625	3,634,544	-25.87	20,951,879	20,040,432	-4.35
PLASTIK/TEKSTIL						
JAPAN	450,882	325,485	-27.81	3,034,478	2,159,527	-28.83
HONG KONG	19,124	22,598	18.17	280,022	428,637	53.07
KOREA, REPUBLIC OF	7,720	928	-87.98	29,518	2,735	-90.73
TAIWAN	13,695	15,515	13.29	42,776	42,627	-0.35
CHINA	92,274	46,302	-49.82	131,431	87,951	-33.08
PAPUA NEW GUINEA	1,881	5,067	169.38	5,708	10,925	91.40
THAILAND	87,552	22,592	-74.20	112,667	29,584	-73.74
SINGAPORE	199,142	23,356	-88.27	188,600	319,745	69.54
PHILIPPINES	9,138	6,912	-24.36	22,335	50,712	127.05
MALAYSIA	137,028	70,611	-48.47	241,214	191,051	-20.80
BRUNEI DARUSSALAM	97	1,992	1,953.61	1,326	6,364	379.94
VIET NAM	116	92	-20.69	1,994	80	-95.99
MALDIVES	1,956	4,109	110.07	4,585	11,381	148.22
INDIA	184,019	127,990	-30.45	722,443	420,089	-41.85
PAKISTAN	1,129	3,873	243.05	1,614	18,760	1,062.33
BANGLADESH	44,414	37,601	-15.34	115,381	95,992	-16.80
SRI LANKA	2,594	0	-100.00	4,184	0	-100.00

TABEL 5. PERKEMBANGAN EKSPOR INDONESIA MENURUT KOMODITI DAN NEGARA TUJUAN

JENIS BARANG	BERAT BERSIH (KG)		PERUB	NILAI FOB (US \$)		PERUB
	JAN-MEI 2005	JAN-MEI 2006	%	JAN-MEI 2005	JAN-MEI 2006	%
(1)	(2)	(3)	(4)	(5)	(6)	(7)
SAUDI ARABIA	11,375	25,014	119.90	92,821	109,554	18.03
JORDAN	1	0	-100.00	17	0	-100.00
LEBANON	0	4,561	-	0	5,944	-
SYRIA ARAB REPUBLIC	0	5,956	-	0	14,838	-
TURKEY	590	7,056	1,095.93	1,815	21,434	1,080.94
UNITED ARAB EMIRATES	353,348	169,018	-52.17	1,594,177	706,069	-55.71
QATAR	55	944	1,616.36	5,190	5,930	14.26
CYPRUS	18	66	266.67	107	195	82.24
EGYPT	12,157	11,803	-2.91	58,209	70,493	21.10
ALGERIA	0	50	-	0	346	-
MADAGASCAR	0	926	-	0	732	-
KENYA	1,310	1,013	-22.67	3,065	4,061	32.50
REUNION	321	317	-1.25	1,643	1,799	9.49
MOZAMBIQUE	2	264	13,100.00	10	1,218	12,080.00
GHANA	0	491	-	0	1,180	-
ANGOLA	0	1,880	-	0	7,476	-
NIGERIA	0	71	-	0	888	-
GABON	0	1,474	-	0	1,680	-
SEYCHELLES	0	6	-	0	868	-
SOUTH AFRICA	9,305	19,070	104.94	13,926	25,336	81.93
ZIMBABWE	445	0	-100.00	363	0	-100.00
MAURITIUS	0	159	-	0	787	-
VIRGIN ISLANDS (BRITISH)	482	518	7.47	2,951	2,417	-18.10
AUSTRALIA	65,293	35,175	-46.13	130,745	177,047	35.41
NEW ZEALAND	1,481	3,519	137.61	14,590	24,204	65.89
MICRONESIA, FEDERATED STATES OF	0	97	-	0	386	-
GUAM	191	148	-22.51	793	2,661	235.56
NEW CALEDONIA	1,574	4,883	210.23	2,646	6,399	141.84
NORTHERN MARIANA ISLANDS	16	503	3,043.75	964	1,554	61.20
VANUATU	0	3,818	-	0	4,862	-
COOK ISLANDS	756	274	-63.76	2,226	204	-90.84
FIJI	1,663	91	-94.53	5,517	934	-83.07
KIRIBATI	0	552	-	0	760	-
EAST TIMOR	23	0	-100.00	166	0	-100.00
UNITED STATES	1,312,060	1,142,042	-12.96	6,231,944	5,918,055	-5.04
CANADA	43,549	11,570	-73.43	154,040	58,462	-62.05
MEXICO	70,848	49,556	-30.05	190,021	235,710	24.04
PANAMA	35,227	5,096	-85.53	59,964	8,044	-86.59
CHILE	4,157	2,586	-37.79	9,196	6,317	-31.31
VENEZUELA	0	49	-	0	701	-
ARGENTINA	15,775	12,678	-19.63	25,184	31,509	25.12
BRAZIL	21,357	10,046	-52.96	36,253	19,949	-44.97
COLOMBIA	0	19	-	0	282	-
URUGUAY	3,306	2,084	-36.96	7,866	4,289	-45.47
ECUADOR	3,419	3,942	15.30	5,945	7,433	25.03
PERU	0	10	-	0	273	-
TRINIDAD AND TOBAGO	0	14	-	0	396	-
BAHAMAS	212	1,869	781.60	1,177	5,668	381.56
JAMAICA	620	0	-100.00	15,950	0	-100.00
PUERTO RICO	357	702	96.64	2,997	8,584	186.42
EL SALVADOR	0	1	-	0	15	-
COSTA RICA	991	24	-97.58	9,368	124	-98.68
BARBADOS	0	12	-	0	550	-
ANTIGUA AND BARBUDA	0	119	-	0	1,166	-
BERMUDA	401	51	-87.28	3,131	361	-88.47
FRENCH POLYNESIA	1,095	469	-57.17	3,222	1,120	-65.24
MARTINIQUE	63	101	60.32	366	1,806	393.44
NETHERLANDS ANTILLES	35	704	1,911.43	500	4,942	888.40
GUADELOUPE	41	205	400.00	182	1,023	462.09
UNITED KINGDOM	215,319	156,546	-27.30	592,539	688,792	16.24
NETHERLANDS	251,336	175,546	-30.15	2,214,436	2,519,942	13.80
FRANCE	33,117	58,202	75.75	221,973	797,821	259.42
GERMANY, FED. REP. OF	237,787	137,434	-42.20	988,237	697,396	-29.43
AUSTRIA	15,033	10,361	-31.08	43,202	48,781	12.91
BELGIUM	413,475	410,774	-0.65	984,655	1,532,335	55.62
SWITZERLAND	1,104	2,985	170.38	12,079	19,839	64.24
DENMARK	3,129	2,304	-26.37	13,981	2,821	-79.82
NORWAY	7,257	3,921	-45.97	138,402	86,336	-37.62
SWEDEN	97,932	2,291	-97.66	59,608	15,784	-73.52
FINLAND	0	503	-	0	6,915	-
IRELAND	12,272	13,220	7.72	22,829	22,506	-1.41
ITALY	248,102	245,030	-1.24	1,314,478	1,506,961	14.64
SPAIN	131,342	141,709	7.89	691,580	642,931	-7.03
PORTUGAL	1,149	3,086	168.58	4,948	6,074	22.76
GREECE	5,927	6,463	9.04	9,582	32,990	244.29
HUNGARY	27	407	1,407.41	305	1,180	286.89

TABEL 5. PERKEMBANGAN EKSPOR INDONESIA MENURUT KOMODITI DAN NEGARA TUJUAN

JENIS BARANG	BERAT BERSIH (KG)		PERUB	NILAI FOB (US \$)		PERUB
	JAN-MEI 2005	JAN-MEI 2006	%	JAN-MEI 2005	JAN-MEI 2006	%
(1)	(2)	(3)	(4)	(5)	(6)	(7)
POLAND	0	1	-	0	8	-
BULGARIA	0	3,682	-	0	8,770	-
ESTONIA	0	515	-	0	900	-
CROATIA	124	285	129.84	468	759	62.18
MALTA	1,309	0	-100.00	1,670	0	-100.00
SLOVAKIA	0	78	-	0	218	-
SLOVENIA	195	206	5.64	3,481	284	-91.84
CZECH REPUBLIC	2	72	3,500.00	9	436	4,744.44
RUSSIA FEDERATION	7	234	3,242.86	3,894	4,458	14.48
-BARANG DARI LOGAM MULIA	115,973	111,760	-3.63	33,995,170	26,031,795	-23.43
JAPAN	5,185	3,900	-24.78	236,699	108,128	-54.32
HONG KONG	123	769	525.20	110,643	71,510	-35.37
KOREA, REPUBLIC OF	1	377	37,600.00	15	6,114	40,660.00
TAIWAN	114	0	-100.00	370	0	-100.00
CHINA	77	66	-14.29	265	230	-13.21
THAILAND	1,001	6,362	535.56	240,204	407,940	69.83
SINGAPORE	45,155	35,644	-21.06	5,524,392	2,949,817	-46.60
PHILIPPINES	86	115	33.72	560	1,490	166.07
MALAYSIA	79	413	422.78	18,643	12,410	-33.43
BRUNEI DARUSSALAM	0	21	-	0	88	-
MALDIVES	0	9	-	0	163	-
INDIA	1	0	-100.00	1,360	0	-100.00
TURKEY	170	397	133.53	30,216	123,601	309.06
UNITED ARAB EMIRATES	435	401	-7.82	4,518,465	1,793,488	-60.31
CYPRUS	108	19	-82.41	29,346	11,530	-60.71
NAMIBIA	397	0	-100.00	951	0	-100.00
TANZANIA, UNITED REPUBLIC OF	0	456	-	0	1,743	-
REUNION	100	2	-98.00	394	1,588	303.05
U.S. VIRGIN ISLANDS	0	32	-	0	18,116	-
SOUTH AFRICA	2	4	100.00	52	80	53.85
MAURITIUS	3	0	-100.00	260	0	-100.00
VIRGIN ISLANDS (BRITISH)	0	113	-	0	906	-
AUSTRALIA	8,035	2,885	-64.09	163,241	125,157	-23.33
NEW ZEALAND	892	536	-39.91	10,171	31,242	207.17
PALAU	0	17	-	0	109	-
NEW CALEDONIA	197	0	-100.00	422	0	-100.00
NORTHERN MARIANA ISLANDS	0	5	-	0	217	-
FIJI	0	31	-	0	12	-
UNITED STATES	31,250	26,190	-16.19	20,452,866	18,028,420	-11.85
CANADA	207	1,572	659.42	13,050	46,119	253.40
BRAZIL	31	0	-100.00	5,275	0	-100.00
BAHAMAS	0	27	-	0	548	-
PUERTO RICO	0	7	-	0	3,285	-
DOMINICAN REPUBLIC	0	502	-	0	1,419	-
ANTIGUA AND BARBUDA	6	21	250.00	214	210	-1.87
BERMUDA	88	95	7.95	687	670	-2.47
MARTINIQUE	7	0	-100.00	90	0	-100.00
NETHERLANDS ANTILLES	28	0	-100.00	967	0	-100.00
UNITED KINGDOM	4,483	5,634	25.67	719,185	457,707	-36.36
NETHERLANDS	7,397	11,465	55.00	248,920	239,403	-3.82
FRANCE	1,309	1,410	7.72	30,781	33,792	9.78
GERMANY, FED. REP. OF	1,724	1,859	7.83	847,719	571,143	-32.63
AUSTRIA	9	23	155.56	10,628	4,774	-55.08
BELGIUM	139	346	148.92	18,682	1,370	-92.67
SWITZERLAND	434	370	-14.75	141,776	193,543	36.51
DENMARK	132	87	-34.09	174,935	202,666	15.85
NORWAY	282	131	-53.55	50,070	74,306	48.40
SWEDEN	411	195	-52.55	3,656	11,386	211.43
FINLAND	0	124	-	0	873	-
IRELAND	17	0	-100.00	9,961	0	-100.00
ITALY	3,966	1,621	-59.13	291,250	301,910	3.66
SPAIN	1,322	1,138	-13.92	42,010	80,483	91.58
PORTUGAL	74	146	97.30	650	401	-38.31
ICELAND	5	4	-20.00	6,981	6,651	-4.73
GREECE	41	363	785.37	250	10,013	3,905.20
HUNGARY	30	0	-100.00	1,923	0	-100.00
POLAND	1	28	2,700.00	11,208	11,496	2.57
MALTA	409	5,788	1,315.16	10,479	60,896	481.12
CZECH REPUBLIC	10	0	-100.00	14,288	0	-100.00
RUSSIA FEDERATION	0	40	-	0	22,632	-
-PETI KEMAS	28,646,473	4,250,026	-85.16	29,839,583	4,414,489	-85.21
JAPAN	52,027	0	-100.00	763,850	0	-100.00
TAIWAN	3,402,000	0	-100.00	3,721,500	0	-100.00
THAILAND	28,907	4,000	-86.16	12,000	281	-97.66
SINGAPORE	465,166	203,350	-56.28	1,080,404	193,374	-82.10
MALAYSIA	134,857	59,289	-56.04	283,126	306,400	8.22

TABEL 5. PERKEMBANGAN EKSPOR INDONESIA MENURUT KOMODITI DAN NEGARA TUJUAN

JENIS BARANG	BERAT BERSIH (KG)		PERUB	NILAI FOB (US \$)		PERUB
	JAN-MEI 2005	JAN-MEI 2006	%	JAN-MEI 2005	JAN-MEI 2006	%
(1)	(2)	(3)	(4)	(5)	(6)	(7)
MYANMAR (FORM. BURMA)	62,077	0	-100.00	23,892	0	-100.00
VIET NAM	0	26,227	-	0	109,337	-
UNITED ARAB EMIRATES	1,729	57,775	3,241.53	2,500	148,620	5,844.80
AUSTRALIA	0	17,194	-	0	51,589	-
EAST TIMOR	10,000	0	-100.00	38,468	0	-100.00
UNITED STATES	4,192,000	1,134,000	-72.95	3,739,500	1,125,000	-69.92
PANAMA	378,000	0	-100.00	356,000	0	-100.00
BARBADOS	1,390,000	656,000	-52.81	1,197,500	481,000	-59.83
BERMUDA	834,000	0	-100.00	669,000	0	-100.00
UNITED KINGDOM	5,360	202,191	3,672.22	46,000	423,888	821.50
GERMANY, FED. REP. OF	3,658,252	0	-100.00	4,737,552	0	-100.00
DENMARK	11,791,000	0	-100.00	11,395,600	0	-100.00
MALTA	2,224,000	1,890,000	-15.02	1,744,000	1,575,000	-9.69
RUSSIA FEDERATION	17,098	0	-100.00	28,691	0	-100.00
-KOMPUTER DAN BAGIANNYA	35,678,738	38,726,855	8.54	636,605,947	615,264,088	-3.35
JAPAN	5,946,210	2,801,542	-52.89	143,825,101	82,920,365	-42.35
HONG KONG	1,710,190	2,658,745	55.46	33,125,607	48,800,098	47.32
KOREA, REPUBLIC OF	170,049	988,823	481.49	2,971,466	16,980,159	471.44
TAIWAN	643,421	1,151,663	78.99	8,546,940	26,365,543	208.48
CHINA	1,475,539	2,171,293	47.15	20,168,982	56,683,860	181.04
THAILAND	389,806	1,731,555	344.21	5,369,157	16,122,967	200.29
SINGAPORE	3,346,210	4,067,189	21.55	101,559,852	75,948,233	-25.22
PHILIPPINES	556,752	435,147	-21.84	5,823,305	4,977,786	-14.52
MALAYSIA	317,749	697,413	119.49	4,241,547	9,454,113	122.89
CAMBODIA	0	683	-	0	1,847	-
BRUNEI DARUSSALAM	1,000	50	-95.00	15,628	70	-99.55
VIET NAM	78,421	76,537	-2.40	630,764	567,340	-10.06
INDIA	844,271	881,179	4.37	11,816,631	12,034,885	1.85
PAKISTAN	28,678	16,605	-42.10	491,999	303,155	-38.38
BANGLADESH	0	4,030	-	0	58,766	-
SRI LANKA	14,399	593	-95.88	116,803	11,225	-90.39
IRAN (ISLAMIC REPUBLIC OF)	0	30,701	-	0	641,678	-
SAUDI ARABIA	3,126	11,356	263.28	50,233	201,472	301.07
KUWAIT	0	4	-	0	6,831	-
JORDAN	500	5,844	1,068.80	2,500	121,701	4,768.04
LEBANON	0	10,166	-	0	160,516	-
SYRIA ARAB REPUBLIC	0	19,239	-	0	175,209	-
TURKEY	95,681	153,950	60.90	924,414	2,019,520	118.46
UNITED ARAB EMIRATES	601,294	523,734	-12.90	6,999,574	6,223,096	-11.09
EGYPT	32,129	54,113	68.42	274,806	720,865	162.32
LIBYAN ARAB JAMAHIRIYA	1,473	5,314	260.76	28,211	78,406	177.93
MOROCCO	5,151	0	-100.00	20,400	0	-100.00
TUNISIA	2,078	1,435	-30.94	41,847	28,617	-31.62
ALGERIA	54,327	12,979	-76.11	534,251	150,776	-71.78
ETHIOPIA	0	766	-	0	7,850	-
GHANA	969	943	-2.68	1,180	1,105	-6.36
CONGO	573	0	-100.00	220	0	-100.00
NIGERIA	28,244	9,228	-67.33	162,476	57,015	-64.91
BENIN	0	38,400	-	0	22,200	-
SOUTH AFRICA	816	26,915	3,198.41	26,778	782,895	2,823.65
AUSTRALIA	468,537	678,127	44.73	8,892,467	9,706,112	9.15
NEW ZEALAND	0	226	-	0	2,754	-
SOLOMON ISLANDS	0	150	-	0	450	-
EAST TIMOR	5,342	8,318	55.71	75,099	4,289	-94.29
UNITED STATES	6,848,367	4,747,453	-30.68	118,293,769	70,370,149	-40.51
CANADA	8,562	113,780	1,228.90	168,896	1,558,487	822.75
MEXICO	1,051,722	1,031,956	-1.88	16,776,413	15,911,110	-5.16
GUATEMALA	0	5,681	-	0	136,142	-
PANAMA	0	99	-	0	722	-
CHILE	109,287	279,633	155.87	1,386,880	3,502,404	152.54
VENEZUELA	62,172	157,189	152.83	890,436	1,988,016	123.26
ARGENTINA	169,080	366,824	116.95	2,366,676	5,054,449	113.57
BRAZIL	979,511	990,066	1.08	7,635,024	9,207,861	20.60
COLOMBIA	47,048	130,094	176.51	607,208	1,524,040	150.99
URUGUAY	9,800	0	-100.00	1,950	0	-100.00
ECUADOR	0	188	-	0	6,068	-
PERU	38,590	96,301	149.55	464,780	1,157,721	149.09
COSTA RICA	41,328	78,143	89.08	572,803	970,440	69.42
NETHERLANDS ANTILLES	2,925	52	-98.22	2,738	22,500	721.77
UNITED KINGDOM	53,232	93,436	75.53	1,602,140	2,323,424	45.02
NETHERLANDS	4,740,920	7,628,975	60.92	81,228,302	93,671,686	15.32
FRANCE	628	237	-62.26	13,399	6,226	-53.53
GERMANY, FED. REP. OF	1,594,877	1,235,035	-22.56	24,581,393	15,894,566	-35.34
BELGIUM	20	54	170.00	882	3,965	349.55
SWITZERLAND	0	25	-	0	2,372	-
DENMARK	0	366	-	0	16,400	-

TABEL 5. PERKEMBANGAN EKSPOR INDONESIA MENURUT KOMODITI DAN NEGARA TUJUAN

JENIS BARANG	BERAT BERSIH (KG)		PERUB	NILAI FOB (US \$)		PERUB
	JAN-MEI 2005	JAN-MEI 2006	%	JAN-MEI 2005	JAN-MEI 2006	%
(1)	(2)	(3)	(4)	(5)	(6)	(7)
NORWAY	0	100	-	0	700	-
SWEDEN	106	0	-100.00	250	0	-100.00
FINLAND	106,847	17,259	-83.85	2,482,707	281,172	-88.67
IRELAND	178,590	190,933	6.91	4,130,240	4,789,425	15.96
ITALY	1,352	2,958	118.79	11,662	168,431	1,344.27
SPAIN	1,453	329	-77.36	9,089	11,910	31.04
PORTUGAL	0	39	-	0	10,111	-
GREECE	0	488	-	0	32,209	-
CZECHOSLOVAKIA	1,146	0	-100.00	440	0	-100.00
HUNGARY	2,471,701	87,323	-96.47	12,612,368	1,596,665	-87.34
POLAND	0	821	-	0	45,747	-
TURKMENISTAN	127	0	-100.00	2,832	0	-100.00
UZBEKISTAN	0	4,938	-	0	116,675	-
SLOVAKIA	12,000	7,344	-38.80	174,387	106,034	-39.20
SLOVENIA	115,092	2,087,057	1,713.38	594,862	10,876,643	1,728.43
CZECH REPUBLIC	209,320	96,724	-53.79	3,255,183	1,555,849	-52.20
-KENDARAAN BERMOTOR RODA 2	1,437,453	1,655,564	15.17	13,528,615	12,722,581	-5.96
DAN 3						
JAPAN	21,802	38,206	75.24	315,392	497,996	57.90
HONG KONG	178	0	-100.00	515	0	-100.00
TAIWAN	0	739	-	0	7,696	-
CHINA	1,080	98	-90.93	4,880	1,620	-66.80
THAILAND	1,240	33,022	2,563.06	9,091	694,464	7,539.03
SINGAPORE	7,052	315	-95.53	47,677	1,799	-96.23
PHILIPPINES	520,648	820,128	57.52	3,920,667	6,013,696	53.38
MALAYSIA	1,056	2,379	125.28	5,936	11,269	89.84
VIET NAM	65,094	38,886	-40.26	823,660	432,132	-47.54
MALDIVES	550	0	-100.00	4,205	0	-100.00
INDIA	1,818	7,516	313.42	22,797	114,025	400.18
PAKISTAN	13,385	7,457	-44.29	104,910	51,484	-50.93
SRI LANKA	12	0	-100.00	299	0	-100.00
JORDAN	0	11,000	-	0	75,000	-
CYPRUS	0	200	-	0	842	-
ALGERIA	0	250	-	0	650	-
KENYA	3,914	0	-100.00	12,000	0	-100.00
GHANA	540	0	-100.00	39,000	0	-100.00
ANGOLA	3,300	50,453	1,428.88	22,200	311,030	1,301.04
CONGO	3,300	0	-100.00	22,200	0	-100.00
BURKINA FASO	111,237	0	-100.00	2,856,000	0	-100.00
DJIBOUTI	0	2,640	-	0	18,000	-
SOUTH AFRICA	234	0	-100.00	2,700	0	-100.00
ZIMBABWE	3,300	0	-100.00	22,200	0	-100.00
AUSTRALIA	205	16,131	7,768.78	1,000	49,868	4,886.80
NEW ZEALAND	535	2,980	457.01	2,104	21,914	941.54
TONGA	310	0	-100.00	1,820	0	-100.00
CHRISTMAS ISLANDS	0	40	-	0	500	-
EAST TIMOR	10,413	1,049	-89.93	136,597	5,622	-95.88
UNITED STATES	3	709	23,533.33	23	2,892	12,473.91
MEXICO	0	34,560	-	0	266,972	-
GUATEMALA	4,400	11,520	161.82	35,000	84,000	140.00
HONDURAS	2,860	7,305	155.42	21,400	44,861	109.63
VENEZUELA	0	240	-	0	1,580	-
BRAZIL	63,700	200	-99.69	468,566	100	-99.98
COLOMBIA	388,974	450,226	15.75	2,979,107	3,195,507	7.26
PARAGUAY	0	120	-	0	750	-
ECUADOR	0	110	-	0	741	-
DOMINICAN REPUBLIC	118,800	57,120	-51.92	810,000	368,060	-54.56
EL SALVADOR	3,300	6,240	89.09	22,500	42,100	87.11
COSTA RICA	0	2,880	-	0	21,000	-
BARBADOS	0	3,600	-	0	23,700	-
BERMUDA	2,200	2,880	30.91	17,500	21,000	20.00
UNITED KINGDOM	1,728	2,042	18.17	24,000	16,680	-30.50
NETHERLANDS	788	0	-100.00	518	0	-100.00
FRANCE	10,998	5,498	-50.01	67,163	25,819	-61.56
GERMANY, FED. REP. OF	140	1,000	614.29	850	6,618	678.59
BELGIUM	0	2,243	-	0	3,846	-
DENMARK	0	200	-	0	2,400	-
NORWAY	0	150	-	0	1,150	-
FINLAND	0	4,256	-	0	2,174	-
ITALY	0	525	-	0	5,396	-
GREECE	68,359	28,451	-58.38	704,138	275,628	-60.86
-KENDARAAN BERMOTOR	14,603,920	23,960,355	64.07	96,438,263	132,435,907	37.33
RODA 4 DAN LEBIH						
JAPAN	213,104	129,736	-39.12	1,123,374	932,082	-17.03
KOREA, REPUBLIC OF	150	0	-100.00	80	0	-100.00
TAIWAN	5,381	0	-100.00	37,802	0	-100.00

TABEL 5. PERKEMBANGAN EKSPOR INDONESIA MENURUT KOMODITI DAN NEGARA TUJUAN

JENIS BARANG	BERAT BERSIH (KG)		PERUB	NILAI FOB (US \$)		PERUB
	JAN-MEI 2005	JAN-MEI 2006	%	JAN-MEI 2005	JAN-MEI 2006	%
(1)	(2)	(3)	(4)	(5)	(6)	(7)
CHINA	1,500	2,365	57.67	14,000	19,708	40.77
PAPUA NEW GUINEA	492,510	0	-100.00	3,359,580	0	-100.00
THAILAND	6,815,968	1,926,161	-71.74	57,050,341	10,472,388	-81.64
SINGAPORE	816,006	2,309,641	183.04	2,644,031	3,404,567	28.76
PHILIPPINES	2,662,115	3,099,212	16.42	13,848,491	15,891,076	14.75
MALAYSIA	2,311,792	4,855,606	110.04	12,233,805	28,009,342	128.95
MYANMAR (FORM. BURMA)	0	31,969	-	0	97,512	-
BRUNEI DARUSSALAM	485,709	1,052,103	116.61	3,371,975	6,418,229	90.34
VIET NAM	88,785	1,023,383	1,052.65	394,140	3,480,264	783.00
PAKISTAN	1,950	1,388,108	71,085.03	18,134	8,664,188	47,678.69
BANGLADESH	27,960	4,989	-82.16	220,090	33,507	-84.78
SRI LANKA	0	13,841	-	0	323,950	-
SAUDI ARABIA	1,160	3,405,171	293,449.22	5,599	22,491,672	401,608.73
KUWAIT	0	250,970	-	0	1,767,714	-
LEBANON	0	28,620	-	0	248,354	-
YEMEN	0	87,650	-	0	470,513	-
OMAN	2,345	7,949	238.98	18,443	69,797	278.45
SYRIA ARAB REPUBLIC	0	65,894	-	0	466,093	-
UNITED ARAB EMIRATES	50,700	549,926	984.67	356,976	4,620,901	1,194.46
QATAR	0	109,107	-	0	745,466	-
BAHRAIN	0	42,925	-	0	379,673	-
MOROCCO	0	35,018	-	0	178,626	-
ALGERIA	0	1,270	-	0	8,985	-
SUDAN	0	81,198	-	0	441,031	-
TANZANIA, UNITED REPUBLIC OF	0	4,270	-	0	43,561	-
GUINEA	0	428,250	-	0	3,963,330	-
ANGOLA	0	34,096	-	0	192,837	-
SENEGAL	0	3,032	-	0	8,568	-
SEYCHELLES	0	3,810	-	0	26,266	-
SOUTH AFRICA	0	9,502	-	0	63,385	-
AUSTRALIA	71,924	740,350	929.35	380,581	6,703,004	1,661.26
NEW ZEALAND	40,600	36,160	-10.94	220,412	176,790	-19.79
SAINT VINCENT AND THE GRENADINES	0	16,237	-	0	73,633	-
VANUATU	0	3,544	-	0	19,667	-
FIJI	22,816	15,515	-32.00	201,875	94,920	-52.98
MARSHALL ISLANDS	0	3,544	-	0	20,463	-
SOLOMON ISLANDS	0	34,257	-	0	43,611	-
EAST TIMOR	61,897	5,250	-91.52	280,282	35,332	-87.39
UNITED STATES	303,019	500,135	65.05	284,057	2,946,231	937.20
MEXICO	0	1,585	-	0	9,595	-
GUATEMALA	0	79,997	-	0	426,125	-
HONDURAS	26,108	65,637	151.41	142,845	306,076	114.27
NICARAGUA	0	33,244	-	0	186,898	-
PANAMA	0	51,680	-	0	266,769	-
CHILE	0	724,678	-	0	3,444,722	-
BRAZIL	0	140	-	0	2,727	-
GUYANA	0	2,320	-	0	10,906	-
TRINIDAD AND TOBAGO	0	79,601	-	0	485,534	-
JAMAICA	0	37,364	-	0	212,007	-
PUERTO RICO	0	305,347	-	0	1,740,473	-
COSTA RICA	27,949	63,232	126.24	25,323	334,402	1,220.55
BARBADOS	1,270	85,452	6,628.50	8,429	482,840	5,628.32
ARUBA	0	3,480	-	0	16,673	-
BERMUDA	0	12,480	-	0	76,341	-
DOMINICA	0	7,024	-	0	33,677	-
FRENCH POLYNESIA	0	14,639	-	0	95,358	-
NETHERLANDS ANTILLES	0	20,832	-	0	117,636	-
SAINT LUCIA	0	22,607	-	0	117,737	-
UNITED KINGDOM	8,048	7,500	-6.81	65,040	20,675	-68.21
FRANCE	1,900	0	-100.00	19,181	0	-100.00
GERMANY, FED. REP. OF	1,254	752	-40.03	6,577	1,500	-77.19
RUSSIA FEDERATION	60,000	0	-100.00	106,800	0	-100.00
-SUKU CADANG MESIN	41,574,696	39,794,242	-4.28	598,761,644	296,442,883	-50.49
JAPAN	6,798,134	10,497,299	54.41	29,744,987	23,833,033	-19.88
HONG KONG	11,850	126,860	970.55	1,481,223	150,692	-89.83
KOREA, REPUBLIC OF	66,289	1,860,546	2,706.72	199,770	1,929,239	865.73
TAIWAN	9,208	9,585	4.09	432,990	31,364	-92.76
CHINA	839,776	2,659,076	216.64	4,113,762	9,852,917	139.51
PAPUA NEW GUINEA	70,893	3,514	-95.04	163,948	11,601	-92.92
THAILAND	13,633,162	7,285,655	-46.56	22,966,411	12,987,973	-43.45
SINGAPORE	11,056,854	6,615,939	-40.16	450,725,129	174,955,048	-61.18
PHILIPPINES	200,203	188,832	-5.68	609,062	866,729	42.31
MALAYSIA	1,699,548	1,292,205	-23.97	54,177,118	33,009,843	-39.07
MYANMAR (FORM. BURMA)	5,720	1,077	-81.17	20,014	10,415	-47.96
BRUNEI DARUSSALAM	0	10,443	-	0	177,356	-
VIET NAM	186,123	267,107	43.51	452,481	1,773,068	291.85

TABEL 5. PERKEMBANGAN EKSPOR INDONESIA MENURUT KOMODITI DAN NEGARA TUJUAN

JENIS BARANG	BERAT BERSIH (KG)		PERUB %	NILAI FOB (US \$)		PERUB %
	JAN-MEI 2005	JAN-MEI 2006		JAN-MEI 2005	JAN-MEI 2006	
(1)	(2)	(3)	(4)	(5)	(6)	(7)
MALDIVES	0	55	-	0	700	-
INDIA	304,903	57,431	-81.16	1,277,812	617,900	-51.64
PAKISTAN	2,900	27,325	842.24	68,298	489,290	616.40
BANGLADESH	350	151,139	43,082.57	6,955	392,794	5,547.65
SRI LANKA	0	545	-	0	4,700	-
IRAN (ISLAMIC REPUBLIC OF)	185,060	277,525	49.96	477,181	1,552,401	225.33
SAUDI ARABIA	107,950	14,801	-86.29	382,963	95,593	-75.04
KUWAIT	7,079	0	-100.00	43,559	0	-100.00
JORDAN	0	15,335	-	0	121,700	-
YEMEN	0	770	-	0	4,941	-
OMAN	23,518	0	-100.00	60,446	0	-100.00
TURKEY	60	91,831	152,951.67	933	268,502	28,678.35
UNITED ARAB EMIRATES	226,506	783,364	245.85	1,452,277	3,733,925	157.11
QATAR	71,875	47,090	-34.48	752,117	1,120,249	48.95
EGYPT	959	35,909	3,644.42	21,967	158,879	623.26
LIBYAN ARAB JAMAHIRIYA	0	286	-	0	737	-
SUDAN	208	0	-100.00	9,269	0	-100.00
TANZANIA, UNITED REPUBLIC OF	0	1,245	-	0	14,600	-
MOZAMBIQUE	0	340	-	0	5,000	-
BOTSWANA	0	280	-	0	3,100	-
GHANA	0	100	-	0	1,000	-
GUINEA	0	7,100	-	0	1,750	-
ANGOLA	2,322	4,690	101.98	8,737	104,519	1,096.28
NIGERIA	0	40	-	0	60	-
GABON	7,700	0	-100.00	19,632	0	-100.00
UGANDA	0	1,187	-	0	13,800	-
NIGER	0	2,615	-	0	24,100	-
SOUTH AFRICA	7,340	5,199	-29.17	124,913	18,080	-85.53
AUSTRALIA	656,094	307,987	-53.06	2,973,650	2,129,415	-28.39
NEW ZEALAND	182,376	2,486	-98.64	877,787	43,008	-95.10
NEW CALEDONIA	0	416	-	0	2,500	-
AMERICAN SAMOA	0	7	-	0	1,050	-
FIJI	0	62	-	0	300	-
EAST TIMOR	7	0	-100.00	330	0	-100.00
UNITED STATES	3,087,255	2,907,973	-5.81	11,690,122	10,105,778	-13.55
CANADA	252,729	272,230	7.72	459,357	571,417	24.39
MEXICO	7,544	15,308	102.92	50,814	1,469,078	2,791.09
ARGENTINA	0	1,839	-	0	58,400	-
BRAZIL	50,142	47,497	-5.28	240,893	439,377	82.40
URUGUAY	600	4,785	697.50	1,880	25,160	1,238.30
PARAGUAY	0	450	-	0	3,900	-
TRINIDAD AND TOBAGO	0	594,900	-	0	2,903,042	-
COSTA RICA	0	98	-	0	21,884	-
ANTIGUA AND BARBUDA	11,927	0	-100.00	113,893	0	-100.00
NETHERLANDS ANTILLES	0	349	-	0	46,998	-
UNITED KINGDOM	532,463	2,579,881	384.52	5,717,950	6,131,749	7.24
NETHERLANDS	131,436	89,395	-31.99	536,804	1,153,212	114.83
FRANCE	764,277	80,338	-89.49	3,451,820	350,484	-89.85
GERMANY, FED. REP. OF	82,372	270,362	228.22	668,793	929,943	39.05
BELGIUM	3,247	2,625	-19.16	111,827	19,602	-82.47
LUXEMBOURG	0	54,398	-	0	27,309	-
DENMARK	160	0	-100.00	7,877	0	-100.00
NORWAY	19,998	0	-100.00	255,727	0	-100.00
SWEDEN	17,391	1,191	-93.15	289,009	18,965	-93.44
FINLAND	408	0	-100.00	17,448	0	-100.00
IRELAND	21,565	38,535	78.69	238,385	339,521	42.43
ITALY	20,780	77,058	270.83	52,163	142,758	173.68
SPAIN	4	1,976	49,300.00	92	30,950	33,541.30
GREECE	153	0	-100.00	5,549	0	-100.00
HUNGARY	3,814	3,434	-9.96	121,195	12,518	-89.67
POLAND	1,692	0	-100.00	82,387	0	-100.00
ROMANIA	0	2,700	-	0	450	-
MOLDOVA, REPUBLIC OF	52	0	-100.00	2,800	0	-100.00
LITHUANIA	278	0	-100.00	12,519	0	-100.00
ESTONIA	100	0	-100.00	2,104	0	-100.00
MALTA	0	435	-	0	2,618	-
SLOVAKIA	48	84,542	176,029.17	3,626	1,061,366	29,170.99
SLOVENIA	670	155	-76.87	1,330	368	-72.33
CZECH REPUBLIC	3,987	36	-99.10	80,954	2,447	-96.98
FAEROE ISLANDS	58	0	-100.00	1,065	0	-100.00
RUSSIA FEDERATION	194,579	6,454	-96.68	897,540	59,718	-93.35
-SUKU CADANG KENDARAAN	66,991,966	84,536,796	26.19	385,971,634	479,285,968	24.18
JAPAN	13,358,479	17,523,220	31.18	75,071,311	93,076,009	23.98
HONG KONG	63,531	44,399	-30.11	433,303	388,491	-10.34
KOREA, REPUBLIC OF	14,804	216,673	1,363.61	95,578	668,679	599.62
TAIWAN	2,960,684	1,741,255	-41.19	14,623,796	13,557,944	-7.29

TABEL 5. PERKEMBANGAN EKSPOR INDONESIA MENURUT KOMODITI DAN NEGARA TUJUAN

JENIS BARANG	BERAT BERSIH (KG)		PERUB	NILAI FOB (US \$)		PERUB
	JAN-MEI 2005	JAN-MEI 2006	%	JAN-MEI 2005	JAN-MEI 2006	%
(1)	(2)	(3)	(4)	(5)	(6)	(7)
CHINA	2,857,516	3,574,618	25.10	18,521,146	26,476,030	42.95
PAPUA NEW GUINEA	903	1,863	106.31	3,838	24,369	534.94
THAILAND	7,120,310	9,358,116	31.43	45,605,814	68,418,651	50.02
SINGAPORE	6,440,505	6,479,784	0.61	35,063,131	35,762,337	1.99
PHILIPPINES	4,654,277	8,533,189	83.34	27,123,109	16,311,076	-39.86
MALAYSIA	13,571,262	14,380,240	5.96	70,202,044	71,719,617	2.16
MYANMAR (FORM. BURMA)	29,844	29,210	-2.12	161,395	158,989	-1.49
CAMBODIA	42,210	539	-98.72	77,248	2,466	-96.81
BRUNEI DARUSSALAM	8,060	54,367	574.53	40,585	288,111	609.90
VIET NAM	1,220,817	3,389,505	177.64	12,082,920	19,139,703	58.40
MALDIVES	474	1,695	257.59	1,409	4,968	252.59
INDIA	775,794	771,457	-0.56	5,138,523	5,526,315	7.55
PAKISTAN	739,839	769,302	3.98	2,572,883	2,607,995	1.36
BANGLADESH	72,954	90,645	24.25	83,441	139,386	67.05
SRI LANKA	53,001	71,709	35.30	146,511	227,415	55.22
IRAN (ISLAMIC REPUBLIC OF)	110,268	59,819	-45.75	418,579	79,504	-81.01
SAUDI ARABIA	80,765	34,128	-57.74	329,076	179,492	-45.46
KUWAIT	0	2,037	-	0	22,810	-
JORDAN	51,790	56,116	8.35	180,100	227,214	26.16
LEBANON	42,570	30,755	-27.75	166,145	147,290	-11.35
YEMEN	666	33,236	4,890.39	7,134	143,237	1,907.81
OMAN	14,158	83,271	488.16	12,555	116,156	825.18
SYRIA ARAB REPUBLIC	32,265	25,327	-21.50	112,953	126,692	12.16
TURKEY	104,906	216,862	106.72	359,227	723,436	101.39
UNITED ARAB EMIRATES	233,855	395,465	69.11	563,488	800,484	42.06
QATAR	0	6,373	-	0	43,300	-
BAHRAIN	1	792	79,100.00	23	11,121	48,252.17
CYPRUS	9,630	8,287	-13.95	68,942	75,212	9.09
EGYPT	174,654	128,668	-26.33	605,460	479,752	-20.76
MOROCCO	50	0	-100.00	1,609	0	-100.00
TUNISIA	0	26,148	-	0	40,631	-
KENYA	165	1,108	571.52	519	5,488	957.42
MOZAMBIQUE	0	3,698	-	0	44,734	-
GHANA	0	72,000	-	0	440,000	-
GUINEA	0	44	-	0	15	-
ANGOLA	0	959	-	0	6,428	-
NIGERIA	17,427	2,830	-83.76	17,413	5,113	-70.64
COTE D'IVOIRE	169	85	-49.70	4,445	2,490	-43.98
MAURITANIA	0	18,557	-	0	23,008	-
DJIBOUTI	18	0	-100.00	25	0	-100.00
SOUTH AFRICA	131,874	252,896	91.77	1,285,988	2,806,016	118.20
MAURITIUS	8	0	-100.00	369	0	-100.00
AUSTRALIA	246,356	471,129	91.24	2,170,943	3,210,058	47.86
NEW ZEALAND	2,295	3,067	33.64	23,276	30,028	29.01
NEW CALEDONIA	552	0	-100.00	7,430	0	-100.00
SAINT VINCENT AND THE GRENADINES	0	95	-	0	1,120	-
VANUATU	0	426	-	0	7,476	-
FIJI	95	4,934	5,093.68	744	15,080	1,926.88
SOLOMON ISLANDS	0	272,913	-	0	330,527	-
EAST TIMOR	21,170	15,668	-25.99	33,020	15,083	-54.32
UNITED STATES	3,060,258	6,195,390	102.45	22,433,066	55,384,396	146.89
CANADA	60,396	38,649	-36.01	325,683	460,467	41.39
MEXICO	67,806	63,040	-7.03	153,417	121,083	-21.08
GUATEMALA	8,770	2,808	-67.98	72,718	35,372	-51.36
HONDURAS	75,728	0	-100.00	223,015	0	-100.00
NICARAGUA	0	1,057	-	0	11,005	-
PANAMA	129,019	1,164	-99.10	564,425	21,717	-96.15
CHILE	11	27,969	254,163.64	99	141,949	143,282.83
VENEZUELA	2,956	25,300	755.89	38,706	54,723	41.38
ARGENTINA	210,452	635,066	201.76	1,868,824	3,032,679	62.28
BRAZIL	507,063	862,864	70.17	2,998,039	8,104,100	170.31
COLOMBIA	70,573	160,351	127.21	317,287	1,386,235	336.90
URUGUAY	0	27,000	-	0	11,443	-
PERU	71,804	11,425	-84.09	99,636	30,717	-69.17
GUYANA	0	242	-	0	3,408	-
TRINIDAD AND TOBAGO	0	2,799	-	0	19,371	-
PUERTO RICO	800	11,382	1,322.75	3,130	117,233	3,645.46
DOMINICAN REPUBLIC	0	11,450	-	0	76,321	-
EL SALVADOR	0	3,102	-	0	23,233	-
COSTA RICA	36	474	1,216.67	790	5,126	548.86
BARBADOS	0	2,603	-	0	17,023	-
ANTIGUA AND BARBUDA	29,890	540	-98.19	194,616	4,392	-97.74
ARUBA	0	1,003	-	0	13,697	-
BERMUDA	608	304	-50.00	6,159	1,917	-68.87
DOMINICA	0	82	-	0	1,991	-
FRENCH POLYNESIA	0	50	-	0	1,203	-

TABEL 5. PERKEMBANGAN EKSPOR INDONESIA MENURUT KOMODITI DAN NEGARA TUJUAN

JENIS BARANG	BERAT BERSIH (KG)		PERUB	NILAI FOB (US \$)		PERUB
	JAN-MEI 2005	JAN-MEI 2006	%	JAN-MEI 2005	JAN-MEI 2006	%
(1)	(2)	(3)	(4)	(5)	(6)	(7)
NETHERLANDS ANTILLES	102	173	69.61	503	834	65.81
SAINT KITTS AND NEVIS	0	137	-	0	1,142	-
UNITED KINGDOM	3,297,547	2,862,533	-13.19	25,525,372	26,586,206	4.16
NETHERLANDS	658,423	765,694	16.29	2,442,690	3,078,215	26.02
FRANCE	18,174	25,087	38.04	104,872	186,924	78.24
GERMANY, FED. REP. OF	1,163,777	1,370,770	17.79	4,634,397	5,691,012	22.80
AUSTRIA	20,228	10,520	-47.99	85,897	39,935	-53.51
BELGIUM	184,290	33,931	-81.59	780,551	327,381	-58.06
SWITZERLAND	13,873	64	-99.54	102,591	820	-99.20
DENMARK	147,880	126,479	-14.47	604,692	573,871	-5.10
NORWAY	224,924	221,656	-1.45	938,655	990,494	5.52
SWEDEN	368,160	280,743	-23.74	1,582,893	1,346,389	-14.94
FINLAND	244,719	162,427	-33.63	1,006,560	730,330	-27.44
IRELAND	9,624	17	-99.82	48,216	306	-99.37
ITALY	480,255	731,342	52.28	1,961,536	2,564,358	30.73
SPAIN	157,557	165,219	4.86	1,543,254	1,213,929	-21.34
PORTUGAL	5,248	0	-100.00	25,675	0	-100.00
GREECE	85,103	101,706	19.51	420,773	579,015	37.61
HUNGARY	237,460	180,652	-23.92	998,583	962,812	-3.58
POLAND	53,146	118,334	122.66	136,030	470,567	245.93
BULGARIA	1,800	0	-100.00	22,214	0	-100.00
LITHUANIA	25,975	0	-100.00	115,396	0	-100.00
MALTA	0	3,365	-	0	33,037	-
SLOVAKIA	0	6,255	-	0	15,176	-
RUSSIA FEDERATION	36,560	24,099	-34.08	173,226	154,868	-10.60
-UBI KAYU OLAHAN	55,464,034	13,583,806	-75.51	5,411,655	1,494,258	-72.39
JAPAN	4,348	29,897	587.60	7,000	20,849	197.84
HONG KONG	0	1,852	-	0	8,500	-
TAIWAN	13,836	3,279	-76.30	3,635	1,025	-71.80
CHINA	55,057,809	12,500,948	-77.29	5,319,673	1,263,414	-76.25
MALAYSIA	360,684	1,005,895	178.89	37,381	126,495	238.39
SAUDI ARABIA	1,814	0	-100.00	1,050	0	-100.00
AUSTRALIA	3,391	624	-81.60	4,301	1,172	-72.75
UNITED KINGDOM	14,487	41,311	185.16	26,018	72,803	179.82
NETHERLANDS	5,769	0	-100.00	7,921	0	-100.00
GERMANY, FED. REP. OF	1,896	0	-100.00	4,676	0	-100.00
-INDUSTRI LAINNYA	763,281,490	826,759,465	8.32	1,140,542,384	1,324,274,479	16.11
JAPAN	61,544,610	59,369,198	-3.53	144,239,794	159,163,511	10.35
HONG KONG	6,908,397	6,705,740	-2.93	14,078,651	14,512,052	3.08
KOREA, DEMOCRATIC PEOPLE'S	1,900	1,673	-11.95	15,000	7,157	-52.29
KOREA, REPUBLIC OF	20,862,065	20,589,373	-1.31	24,037,084	29,017,090	20.72
TAIWAN	53,400,821	22,812,208	-57.28	27,127,996	20,471,738	-24.54
CHINA	183,686,334	285,149,400	55.24	42,431,248	49,232,686	16.03
MONGOLIA	152,633	179,106	17.34	238,790	297,818	24.72
MACAU	2,119	2,542	19.96	8,103	10,317	27.32
PAPUA NEW GUINEA	1,001,343	1,917,121	91.45	1,181,689	3,875,891	228.00
THAILAND	26,582,722	31,718,978	19.32	75,965,374	97,784,172	28.72
SINGAPORE	86,895,740	75,455,229	-13.17	247,939,114	280,256,016	13.03
PHILIPPINES	15,504,252	11,625,572	-25.02	23,898,078	28,578,481	19.58
MALAYSIA	67,988,533	56,219,121	-17.31	76,889,348	101,600,262	32.14
MYANMAR (FORM. BURMA)	1,160,008	1,699,068	46.47	712,450	869,081	21.98
CAMBODIA	622,814	471,089	-24.36	1,111,685	779,636	-29.87
BRUNEI DARUSSALAM	2,243,175	546,149	-75.65	589,214	462,322	-21.54
LAO PEOPLE'S DEMOCRATIC	0	119,377	-	0	2,040,418	-
NEPAL	21,705	60,931	180.72	16,364	69,948	327.45
VIET NAM	14,129,076	17,380,509	23.01	32,841,662	30,387,223	-7.47
MALDIVES	800,681	1,480,447	84.90	841,326	636,169	-24.38
INDIA	18,497,275	23,203,031	25.44	25,891,287	30,343,590	17.20
PAKISTAN	4,749,851	4,016,383	-15.44	3,364,195	3,436,148	2.14
BANGLADESH	3,223,359	2,670,525	-17.15	4,465,994	3,724,063	-16.61
SRI LANKA	8,996,720	7,238,958	-19.54	8,728,593	7,802,227	-10.61
AFGHANISTAN	0	2,980	-	0	2,275	-
IRAQ	6,713,672	3,017,661	-55.05	16,475,969	7,687,658	-53.34
IRAN (ISLAMIC REPUBLIC OF)	1,480,484	3,404,304	129.95	1,271,822	1,893,146	48.85
SAUDI ARABIA	9,688,768	14,208,886	46.65	12,877,695	12,897,580	0.15
KUWAIT	2,245,147	644,693	-71.29	854,023	703,006	-17.68
JORDAN	119,388	233,300	95.41	248,010	900,164	262.95
LEBANON	299,849	191,736	-36.06	200,305	244,577	22.10
YEMEN	204,820	72,785	-64.46	380,655	322,256	-15.34
OMAN	166,887	223,497	33.92	116,674	339,478	190.96
SYRIA ARAB REPUBLIC	262,554	297,347	13.25	384,067	473,578	23.31
TURKEY	1,246,463	1,195,586	-4.08	1,743,834	2,235,506	28.19
UNITED ARAB EMIRATES	6,221,995	9,060,970	45.63	5,758,215	18,282,690	217.51
QATAR	533,022	2,753,863	416.65	302,623	780,703	157.98
BAHRAIN	351,614	3,135,556	791.76	309,481	1,219,063	293.91
CYPRUS	232,023	90,404	-61.04	98,897	98,817	-0.08

TABEL 5. PERKEMBANGAN EKSPOR INDONESIA MENURUT KOMODITI DAN NEGARA TUJUAN

JENIS BARANG	BERAT BERSIH (KG)		PERUB	NILAI FOB (US \$)		PERUB
	JAN-MEI 2005	JAN-MEI 2006	%	JAN-MEI 2005	JAN-MEI 2006	%
(1)	(2)	(3)	(4)	(5)	(6)	(7)
EGYPT	847,849	643,647	-24.08	834,576	1,392,499	66.85
LIBYAN ARAB JAMAHIRIYA	318,230	777,658	144.37	1,051,649	1,123,160	6.80
MOROCCO	100,205	369,951	269.19	344,273	235,317	-31.65
TUNISIA	18,001	28,872	60.39	81,362	150,137	84.53
ALGERIA	1,909,649	1,464,057	-23.33	4,699,001	3,488,019	-25.77
SUDAN	1,973,147	767,739	-61.09	6,084,832	1,850,130	-69.59
ERITREA	335	0	-100.00	890	0	-100.00
NAMIBIA	9,034	65,463	624.63	12,988	17,518	34.88
ETHIOPIA	3,100	319	-89.71	21,600	2,451	-88.65
TANZANIA, UNITED REPUBLIC OF	323,421	269,241	-16.75	539,612	403,055	-25.31
MADAGASCAR	117,469	12,036	-89.75	185,480	10,975	-94.08
KENYA	966,818	914,717	-5.39	1,801,849	990,874	-45.01
REUNION	260,915	497,835	90.80	138,316	380,123	174.82
MOZAMBIQUE	117,494	24,190	-79.41	332,839	44,229	-86.71
BOTSWANA	0	18,000	-	0	24,000	-
EQUATORIAL GUINEA	89,130	37,817	-57.57	89,818	102,456	14.07
TOGO	72,592	273,069	276.17	215,968	416,237	92.73
GHANA	2,163,297	1,231,470	-43.07	2,740,934	2,017,597	-26.39
LIBERIA	0	21,595	-	0	20,180	-
GUINEA	78,528	903,319	1,050.31	63,345	1,149,344	1,714.42
ANGOLA	435,954	867,444	98.98	457,353	862,632	88.61
CONGO	140,411	50,290	-64.18	205,939	52,178	-74.66
CAMEROON	169,108	102,554	-39.36	283,524	178,744	-36.96
NIGERIA	2,251,533	2,239,603	-0.53	4,473,537	3,864,597	-13.61
SIERRA LEONE	14,337	63,051	339.78	20,231	83,797	314.20
GABON	39,627	221,214	458.24	89,128	252,400	183.19
COTE D'IVOIRE	368,370	554,646	50.57	1,241,278	2,235,891	80.13
SENEGAL	45,346	42,318	-6.68	112,345	135,404	20.53
MAURITANIA	15,002	525	-96.50	36,755	1,000	-97.28
MALI	45,591	209,883	360.36	33,902	184,070	442.95
BENIN	506,061	229,263	-54.70	471,874	389,818	-17.39
BURKINA FASO	35,088	26,316	-25.00	136,140	106,521	-21.76
GAMBIA	244	5,716	2,242.62	1,421	22,182	1,461.01
U.S. VIRGIN ISLANDS	558	493	-11.65	1,335	6,724	403.67
SEYCHELLES	29,905	550,803	1,741.84	29,910	310,811	939.15
UGANDA	45,878	31,370	-31.62	196,217	137,022	-30.17
NIGER	56,425	865	-98.47	44,466	1,370	-96.92
DJIBOUTI	66,466	71,913	8.20	110,241	42,170	-61.75
SAINT HELENA	110,000	0	-100.00	7,700	0	-100.00
SWAZILAND	39,732	54,153	36.30	158,882	244,893	54.14
SOUTH AFRICA	5,667,188	5,440,574	-4.00	9,588,501	10,734,521	11.95
ZAMBIA	44,718	0	-100.00	113,316	0	-100.00
MALAWI	189,280	19,183	-89.87	188,124	19,055	-89.87
COMOROS	4,592	3,000	-34.67	35,400	35,000	-1.13
MAURITIUS	129,445	669,204	416.98	178,110	3,231,799	1,714.50
ZAIRE	0	18	-	0	202	-
VIRGIN ISLANDS (BRITISH)	574	1,620	182.23	2,863	7,012	144.92
AUSTRALIA	19,769,011	35,321,476	78.67	25,991,524	61,061,285	134.93
NEW ZEALAND	2,919,274	3,825,156	31.03	3,411,660	5,101,031	49.52
MICRONESIA, FEDERATED STATES OF	13,516	5,450	-59.68	14,135	5,594	-60.42
GUAM	6,812	33,497	391.74	16,559	26,580	60.52
PALAU	3,399	2,411	-29.07	2,453	3,329	35.71
NEW CALEDONIA	169,737	4,689,728	2,662.94	265,433	1,168,840	340.35
NORTHERN MARIANA ISLANDS	3,433	10,935	218.53	3,341	28,763	760.91
SAINT VINCENT AND THE GRENADINES	31,019	0	-100.00	15,514	0	-100.00
VANUATU	5,501	76,381	1,288.49	4,475	35,045	683.13
WALLIS AND FUTUNA ISLANDS	0	756	-	0	944	-
AMERICAN SAMOA	0	700	-	0	500	-
COOK ISLANDS	15,704	1,078	-93.14	22,909	3,045	-86.71
FIJI	357,834	590,947	65.15	274,538	624,641	127.52
KIRIBATI	7,220	0	-100.00	7,125	0	-100.00
MARSHALL ISLANDS	0	23,716	-	0	38,043	-
SAMOA	5,155	35,158	582.02	3,336	17,072	411.75
SOLOMON ISLANDS	92,134	169,939	84.45	295,811	654,401	121.22
TONGA	100,183	136,891	36.64	93,462	149,825	60.31
TUVALU	30	453	1,410.00	22	364	1,554.55
CHRISTMAS ISLANDS	1	245	24,400.00	3	942	31,300.00
EAST TIMOR	2,091,534	527,738	-74.77	1,099,135	517,502	-52.92
UNITED STATES	36,615,245	33,521,870	-8.45	131,337,742	143,822,485	9.51
CANADA	3,148,229	5,034,699	59.92	6,452,846	9,198,967	42.56
MEXICO	1,369,160	1,157,119	-15.49	6,731,621	4,922,911	-26.87
GUATEMALA	51,633	23,775	-53.95	108,105	120,053	11.05
HONDURAS	27,641	0	-100.00	28,856	0	-100.00
NICARAGUA	1,147	937	-18.31	11,844	3,597	-69.63
PANAMA	86,777	278,979	221.49	551,080	1,279,960	132.26
CUBA	52,725	0	-100.00	178,392	0	-100.00

TABEL 5. PERKEMBANGAN EKSPOR INDONESIA MENURUT KOMODITI DAN NEGARA TUJUAN

JENIS BARANG	BERAT BERSIH (KG)		PERUB	NILAI FOB (US \$)		PERUB
	JAN-MEI 2005	JAN-MEI 2006	%	JAN-MEI 2005	JAN-MEI 2006	%
(1)	(2)	(3)	(4)	(5)	(6)	(7)
SURINAME	7,808	6,502	-16.73	14,757	29,803	101.96
CHILE	490,658	125,506	-74.42	726,394	512,618	-29.43
VENEZUELA	1,795,318	1,581,468	-11.91	652,278	434,521	-33.38
ARGENTINA	448,635	381,163	-15.04	3,361,366	2,613,553	-22.25
BRAZIL	565,166	2,256,140	299.20	2,226,877	4,459,513	100.26
COLOMBIA	305,857	179,985	-41.15	165,260	128,367	-22.32
URUGUAY	132,953	121,771	-8.41	28,934	101,161	249.63
PARAGUAY	98,952	3,911	-96.05	318,658	13,536	-95.75
ECUADOR	281,528	451,154	60.25	316,182	770,566	143.71
PERU	68,051	125,715	84.74	112,354	456,160	306.00
GUYANA	56,559	33,853	-40.15	57,764	57,304	-0.80
TRINIDAD AND TOBAGO	163,004	12,052	-92.61	266,446	58,920	-77.89
BAHAMAS	6,690	0	-100.00	4,398	0	-100.00
JAMAICA	880	5,127	482.61	3,727	11,936	220.26
PUERTO RICO	7,608	6,223	-18.20	28,690	37,809	31.78
BELIZE	506	17,290	3,317.00	5,110	24,602	381.45
DOMINICAN REPUBLIC	6,153	197,822	3,115.05	18,449	196,642	965.87
EL SALVADOR	84,887	64,071	-24.52	319,711	334,502	4.63
COSTA RICA	168,636	206,833	22.65	138,046	234,462	69.84
HAITI	116,440	93,482	-19.72	145,500	181,772	24.93
BARBADOS	4,945	22,906	363.22	3,097	18,299	490.86
ANTIGUA AND BARBUDA	600	12,499	1,983.17	16,439	6,078	-63.03
ANGUILLA	5,106	0	-100.00	12,654	0	-100.00
ARUBA	0	18,980	-	0	22,750	-
BERMUDA	124	369	197.58	1,507	3,212	113.14
CAPE VERDE	0	9,204	-	0	33,826	-
CAYMAN ISLANDS	433,888	108,490	-75.00	102,593	28,794	-71.93
FALKLAND ISLANDS (MALVINAS)	0	126	-	0	472	-
FRENCH GUIANA	874	622	-28.83	744	2,028	172.58
FRENCH POLYNESIA	121,353	415,608	242.48	192,398	286,332	48.82
GRENADA	0	227	-	0	2,344	-
MARTINIQUE	1,788	3,879	116.95	3,249	18,807	478.86
NETHERLANDS ANTILLES	19,943	6,536	-67.23	30,685	25,104	-18.19
SAINT LUCIA	0	45,237	-	0	49,302	-
TURKS AND CAICOS ISLANDS	24,328	57,033	134.43	11,312	18,996	67.93
GUADELOUPE	8,195	27,525	235.88	28,333	64,599	128.00
UNITED KINGDOM	5,872,206	2,797,119	-52.37	13,313,526	12,875,205	-3.29
NETHERLANDS	13,460,791	3,460,474	-74.29	14,272,195	10,184,055	-28.64
FRANCE	3,786,811	4,825,186	27.42	10,409,347	13,118,517	26.03
GERMANY, FED. REP. OF	5,191,247	3,970,248	-23.52	26,324,095	26,624,742	1.14
AUSTRIA	341,279	423,488	24.09	2,116,498	1,877,598	-11.29
BELGIUM	2,974,211	4,495,541	51.15	12,148,760	15,971,844	31.47
SWITZERLAND	100,505	172,976	72.11	687,025	993,185	44.56
LUXEMBOURG	24,685	110,627	348.15	157,821	55,532	-64.81
GIBRALTAR	0	18	-	0	643	-
MONACO	0	1,114	-	0	20,283	-
DENMARK	996,666	1,368,194	37.28	4,063,379	5,707,553	40.46
NORWAY	18,421,753	12,091,464	-34.36	2,773,776	2,951,755	6.42
SWEDEN	460,963	687,736	49.20	2,455,497	3,242,509	32.05
FINLAND	546,356	490,203	-10.28	3,217,097	3,495,520	8.65
IRELAND	52,375	68,015	29.86	208,864	358,456	71.62
ITALY	5,656,356	5,359,924	-5.24	14,328,295	18,996,369	32.58
SPAIN	1,342,698	1,680,564	25.16	2,958,414	4,426,391	49.62
PORTUGAL	78,382	83,143	6.07	182,120	358,462	96.83
ICELAND	1,003	2,977	196.81	4,929	8,741	77.34
GREECE	641,218	1,463,400	128.22	1,877,130	5,136,487	173.64
CZECHOSLOVAKIA	29,609	119,183	302.52	46,581	89,548	92.24
HUNGARY	141,265	93,233	-34.00	671,771	142,459	-78.79
POLAND	365,546	594,074	62.52	1,719,164	3,665,221	113.20
ROMANIA	47,345	35,914	-24.14	197,237	166,918	-15.37
BULGARIA	69,937	59,746	-14.57	169,718	65,939	-61.15
YUGOSLAVIA	7,558	5,541	-26.69	26,333	23,030	-12.54
ARMENIA	265	12,701	4,692.83	1,560	9,843	530.96
KAZAKHSTAN	650	18	-97.23	14,069	357	-97.46
UKRAINE	205,048	253,047	23.41	234,514	440,860	87.99
LITHUANIA	12,544	35,503	183.03	111,761	229,556	105.40
LATVIA	13,719	13,659	-0.44	110,871	261,948	136.26
ESTONIA	225,667	235,944	4.55	103,250	71,568	-30.68
GEORGIA	575	235	-59.13	6,605	882	-86.65
CROATIA	14,288	11,826	-17.23	61,046	63,980	4.81
BOSNIA AND HERZEGOVINA	5,440	0	-100.00	16,988	0	-100.00
MALTA	9,737	1,206	-87.61	46,258	7,762	-83.22
SLOVAKIA	31,409	53,111	69.09	522,906	478,619	-8.47
SLOVENIA	183,419	65,258	-64.42	265,898	133,587	-49.76
CZECH REPUBLIC	59,483	40,001	-32.75	149,897	214,171	42.88
REP. OF MACEDONIA	0	6,307	-	0	19,773	-

TABEL 5. PERKEMBANGAN EKSPOR INDONESIA MENURUT KOMODITI DAN NEGARA TUJUAN

JENIS BARANG	BERAT BERSIH (KG)		PERUB	NILAI FOB (US \$)		PERUB
	JAN-MEI 2005	JAN-MEI 2006	%	JAN-MEI 2005	JAN-MEI 2006	%
(1)	(2)	(3)	(4)	(5)	(6)	(7)
FAEROE ISLANDS	8,991	0	-100.00	89,825	0	-100.00
RUSSIA FEDERATION	964,537	558,894	-42.06	3,148,398	1,363,575	-56.69
BIJI TEMBAGA	918,809,461	745,904,327	-18.82	1,174,759,865	1,292,245,062	10.00
JAPAN	219,619,269	312,224,686	42.17	269,215,818	511,013,685	89.82
KOREA, REPUBLIC OF	103,055,929	57,859,750	-43.86	127,365,100	97,245,258	-23.65
CHINA	60,675,155	37,125,056	-38.81	73,873,241	61,344,273	-16.96
SINGAPORE	0	20,000	-	0	4,000	-
PHILIPPINES	62,698,918	56,699,858	-9.57	86,307,937	105,892,918	22.69
INDIA	167,414,582	56,080,054	-66.50	209,914,363	83,721,565	-60.12
GERMANY, FED. REP. OF	35,112,698	0	-100.00	36,860,583	0	-100.00
FINLAND	21,120,772	0	-100.00	28,836,198	0	-100.00
SPAIN	231,745,138	225,894,923	-2.52	319,290,157	433,023,363	35.62
BULGARIA	17,367,000	0	-100.00	23,096,468	0	-100.00
BIJI NIKEL	1,342,676,000	1,435,845,972	6.94	55,248,941	56,801,451	2.81
JAPAN	828,276,000	922,840,000	11.42	41,478,429	37,694,225	-9.12
KOREA, REPUBLIC OF	3,000,000	0	-100.00	66,000	0	-100.00
AUSTRALIA	358,818,000	153,865,758	-57.12	6,637,112	3,963,813	-40.28
CANADA	0	700	-	0	300	-
GREECE	47,082,000	48,323,514	2.64	2,900,861	2,134,902	-26.40
UKRAINE	105,500,000	310,816,000	194.61	4,166,539	13,008,211	212.21
BAUKSIT	596,917,026	2,443,011,012	309.27	7,343,529	19,776,581	169.31
JAPAN	261,810,925	280,759,000	7.24	2,887,372	3,116,347	7.93
TAIWAN	0	23,300,000	-	0	81,550	-
CHINA	286,444,742	2,138,952,012	646.72	3,182,755	16,578,684	420.89
SINGAPORE	23,866,359	0	-100.00	289,506	0	-100.00
NETHERLANDS	24,795,000	0	-100.00	983,896	0	-100.00
BIJI TIMAH/TIN	1,181,556	239,694	-79.71	339,858	68,601	-79.81
CHINA	0	21,200	-	0	9,200	-
THAILAND	707,400	12	-100.00	141,480	6	-100.00
SINGAPORE	360,000	360	-99.90	99,000	990	-99.00
MALAYSIA	3,170	198,622	6,165.68	6,500	2,365	-63.62
TURKEY	80,000	0	-100.00	88,000	0	-100.00
MAURITANIA	3,840	0	-100.00	518	0	-100.00
GERMANY, FED. REP. OF	27,000	0	-100.00	3,510	0	-100.00
BELGIUM	0	16,000	-	0	2,400	-
SWEDEN	0	3,500	-	0	53,640	-
RUSSIA FEDERATION	146	0	-100.00	850	0	-100.00
BATU BARA	48,536,023,387	69,891,372,706	44.00	1,546,018,936	2,326,654,712	50.49
JAPAN	10,651,447,164	12,758,272,721	19.78	384,717,073	506,145,014	31.56
HONG KONG	4,153,745,458	4,645,874,955	11.85	129,226,644	144,751,813	12.01
KOREA, DEMOCRATIC PEOPLE'S	30,636,000	125,737,000	310.42	965,034	4,151,056	330.15
KOREA, REPUBLIC OF	5,481,275,182	8,315,285,503	51.70	160,670,841	250,211,643	55.73
TAIWAN	6,480,635,366	10,507,207,472	62.13	231,437,754	370,878,349	60.25
CHINA	718,239,707	1,855,896,741	158.40	16,999,482	53,202,033	212.96
PAPUA NEW GUINEA	0	47,000,000	-	0	822,500	-
THAILAND	2,662,965,035	3,067,183,573	15.18	75,853,301	91,660,706	20.84
SINGAPORE	60	53,566,003	89,276,571.67	321	1,789,456	557,362.93
PHILIPPINES	1,195,336,484	1,887,990,876	57.95	42,903,779	68,855,193	60.49
MALAYSIA	2,878,178,039	3,631,229,190	26.16	76,581,230	111,301,043	45.34
VIET NAM	0	231,234,000	-	0	8,846,786	-
INDIA	5,612,814,983	9,383,973,746	67.19	148,986,364	265,308,124	78.08
PAKISTAN	234,356,716	456,037,952	94.59	7,231,011	16,080,298	122.38
SRI LANKA	35,881,000	35,902,238	0.06	683,896	1,024,351	49.78
IRAQ	15,028,000	0	-100.00	480,896	0	-100.00
MOROCCO	0	62,242,000	-	0	2,396,317	-
GHANA	0	1	-	0	1	-
LIBERIA	64,328,000	0	-100.00	1,460,245	0	-100.00
CAMEROON	41,079,000	0	-100.00	790,770	0	-100.00
SIERRA LEONE	73,073,000	0	-100.00	1,223,972	0	-100.00
SOUTH AFRICA	535	0	-100.00	2	0	-100.00
AUSTRALIA	8,101,654	0	-100.00	202,569	0	-100.00
NEW ZEALAND	365,997,000	571,590,800	56.17	6,872,893	14,052,789	104.47
MARSHALL ISLANDS	0	345,894,000	-	0	9,893,086	-
UNITED STATES	739,240,371	1,341,264,000	81.44	19,492,865	36,568,191	87.60
CANADA	0	58,948,000	-	0	1,711,260	-
CHILE	573,792,889	630,229,677	9.84	16,953,612	19,643,614	15.87
BRAZIL	73,807,000	0	-100.00	4,639,508	0	-100.00
UNITED KINGDOM	472,372,200	711,106,000	50.54	9,964,646	19,391,977	94.61
NETHERLANDS	733,722,704	1,870,416,000	154.92	21,719,646	70,176,449	223.10
FRANCE	340,561,000	341,846,000	0.38	10,906,900	14,588,555	33.76
GERMANY, FED. REP. OF	61,829,100	0	-100.00	2,751,750	0	-100.00
SWITZERLAND	725,350,000	741,935,763	2.29	32,207,803	24,828,054	-22.91
DENMARK	0	234,234,000	-	0	8,117,798	-
IRELAND	295,627,000	476,469,736	61.17	18,749,566	20,149,593	7.47
ITALY	2,488,145,742	3,105,616,000	24.82	82,330,791	111,810,702	35.81
SPAIN	1,091,885,194	1,485,751,759	36.07	34,651,651	43,792,554	26.38

TABEL 5. PERKEMBANGAN EKSPOR INDONESIA MENURUT KOMODITI DAN NEGARA TUJUAN

JENIS BARANG	BERAT BERSIH (KG)		PERUB	NILAI FOB (US \$)		PERUB
	JAN-MEI 2005	JAN-MEI 2006	%	JAN-MEI 2005	JAN-MEI 2006	%
(1)	(2)	(3)	(4)	(5)	(6)	(7)
PORTUGAL	0	314,158,000	-	0	16,895,491	-
GREECE	0	105,901,000	-	0	3,976,687	-
CROATIA	67,834,000	203,362,000	199.79	1,763,684	7,247,523	310.93
SLOVENIA	168,737,804	288,016,000	70.69	2,598,437	6,385,706	145.75
GRANIT	3,411,854,096	2,987,452,460	-12.44	11,725,330	9,599,620	-18.13
JAPAN	1,329	0	-100.00	1,320	0	-100.00
CHINA	32,956,000	0	-100.00	127,280	0	-100.00
THAILAND	24,000	0	-100.00	1,000	0	-100.00
SINGAPORE	3,351,904,348	2,980,367,460	-11.08	11,477,193	9,548,396	-16.81
MALAYSIA	8,550,000	7,085,000	-17.13	20,637	51,224	148.21
AUSTRALIA	16,000,000	0	-100.00	92,932	0	-100.00
NETHERLANDS	2,418,419	0	-100.00	4,968	0	-100.00
PASIR ALAM	1,550,620,418	1,570,523,597	1.28	3,141,224	11,111,048	253.72
JAPAN	950	252	-73.47	17,548	63	-99.64
HONG KONG	0	69,150	-	0	9,933	-
KOREA, REPUBLIC OF	60,037	0	-100.00	231	0	-100.00
TAIWAN	8	10,000	124,900.00	54	3,800	6,937.04
CHINA	829,419	29,958,466	3,511.98	45,690	8,064,985	17,551.53
THAILAND	3,040,342	3,020,812	-0.64	33,680	34,456	2.30
SINGAPORE	1,467,286,227	1,522,575,705	3.77	2,832,465	2,930,964	3.48
PHILIPPINES	4,000,000	40,000	-99.00	40,000	2,600	-93.50
MALAYSIA	66,400,000	123,200	-99.81	124,500	3,285	-97.36
INDIA	0	20,000	-	0	1,795	-
SRI LANKA	8,999,984	14,659,904	62.89	39,722	58,639	47.62
SAO TOME AND PRINCIPE	3,451	0	-100.00	7,334	0	-100.00
AUSTRALIA	0	48	-	0	48	-
UNITED STATES	0	60	-	0	20	-
SWITZERLAND	0	46,000	-	0	460	-
HASIL TAMBANG LAIN	1,746,738,498	2,601,387,330	48.93	30,105,977	49,415,763	64.14
JAPAN	16,684,864	10,128,789	-39.29	1,162,513	674,845	-41.95
HONG KONG	3,834,315	15,983,592	316.86	385,484	440,926	14.38
KOREA, REPUBLIC OF	7,727,038	5,894,275	-23.72	787,297	1,186,825	50.75
TAIWAN	57,799,823	24,146,396	-58.22	1,682,868	1,197,026	-28.87
CHINA	431,180,509	995,253,340	130.82	13,900,699	31,708,422	128.11
MACAU	99,997	0	-100.00	37,200	0	-100.00
PAPUA NEW GUINEA	0	170	-	0	248	-
THAILAND	14,999,960	15,925,210	6.17	1,111,032	1,611,392	45.04
SINGAPORE	1,164,953,249	1,491,483,734	28.03	3,415,827	3,805,247	11.40
PHILIPPINES	4,750,585	4,650,888	-2.10	792,241	941,026	18.78
MALAYSIA	13,871,551	12,255,998	-11.65	2,959,802	656,809	-77.81
MYANMAR (FORM. BURMA)	1,002,000	477,600	-52.34	135,270	59,584	-55.95
CAMBODIA	2,690,760	3,917,921	45.61	288,776	353,257	22.33
VIET NAM	8,067,884	5,151,078	-36.15	402,090	358,206	-10.91
MALDIVES	0	6,713	-	0	3,292	-
INDIA	816,206	386,995	-52.59	95,757	54,654	-42.92
PAKISTAN	100	0	-100.00	250	0	-100.00
BANGLADESH	9,798,655	10,109,327	3.17	1,143,778	1,282,161	12.10
SRI LANKA	124,920	309,549	147.80	8,257	36,286	339.46
IRAN (ISLAMIC REPUBLIC OF)	0	60,000	-	0	7,350	-
SAUDI ARABIA	79,959	972	-98.78	22,564	1,300	-94.24
KUWAIT	0	17,371	-	0	1,900	-
TURKEY	72,000	24	-99.97	2,640	240	-90.91
UNITED ARAB EMIRATES	182,000	104,000	-42.86	51,200	12,820	-74.96
EGYPT	0	23,000	-	0	230	-
TANZANIA, UNITED REPUBLIC OF	114,000	342,500	200.44	22,760	64,466	183.24
KENYA	475,000	732,000	54.11	88,301	146,241	65.62
ANGOLA	0	187,200	-	0	22,464	-
NIGERIA	0	246,796	-	0	78,767	-
SENEGAL	44,000	0	-100.00	2,354	0	-100.00
SOUTH AFRICA	482,615	512,934	6.28	28,500	97,771	243.06
AUSTRALIA	1,054,539	869,838	-17.51	197,836	384,101	94.15
NEW ZEALAND	177,184	77,249	-56.40	35,746	12,427	-65.24
PALAU	750	0	-100.00	3,000	0	-100.00
FIJI	532,363	0	-100.00	73,846	0	-100.00
SAMOA	0	2,413	-	0	18,826	-
SOLOMON ISLANDS	407,501	0	-100.00	224,666	0	-100.00
TONGA	0	12,911	-	0	4,389	-
EAST TIMOR	701,083	0	-100.00	164,791	0	-100.00
UNITED STATES	2,327,968	1,030,835	-55.72	692,921	714,474	3.11
CANADA	37,727	19,432	-48.49	42,931	16,004	-62.72
BRAZIL	0	36,253	-	0	7,070	-
MARTINIQUE	0	34	-	0	159	-
UNITED KINGDOM	625,466	196,803	-68.53	27,591	57,717	109.19
NETHERLANDS	0	91,243	-	0	150,177	-
FRANCE	12,883	58,390	353.23	15,144	12,828	-15.29
GERMANY, FED. REP. OF	6,129	1,580	-74.22	4,627	3,805	-17.77

TABEL 5. PERKEMBANGAN EKSPOR INDONESIA MENURUT KOMODITI DAN NEGARA TUJUAN

JENIS BARANG	BERAT BERSIH (KG)		PERUB	NILAI FOB (US \$)		PERUB
	JAN-MEI 2005	JAN-MEI 2006	%	JAN-MEI 2005	JAN-MEI 2006	%
(1)	(2)	(3)	(4)	(5)	(6)	(7)
BELGIUM	20,903	47,767	128.52	15,178	3,048,481	19,984.87
SWITZERLAND	576,818	340,301	-41.00	30,538	30,641	0.34
NORWAY	0	40,400	-	0	2,020	-
ITALY	57	0	-100.00	350	0	-100.00
SPAIN	0	186,146	-	0	116,248	-
PORTUGAL	300,008	0	-100.00	19,504	0	-100.00
ICELAND	0	66,551	-	0	30,942	-
GREECE	129	712	451.94	48	1,646	3,329.17
KYRGYZSTAN	105,000	0	-100.00	29,800	0	-100.00
CZECH REPUBLIC	0	100	-	0	53	-
BARANG-BARANG SENI	1,274,538	1,120,737	-12.07	2,804,549	2,800,683	-0.14
JAPAN	47,932	74,036	54.46	128,608	329,837	156.47
HONG KONG	4,135	5,208	25.95	13,671	54,505	298.69
KOREA, REPUBLIC OF	8,568	32,617	280.68	10,280	58,650	470.53
TAIWAN	11,043	6,313	-42.83	37,194	19,035	-48.82
CHINA	189	1,011	434.92	326	6,145	1,784.97
THAILAND	896	3,103	246.32	17,242	3,497	-79.72
SINGAPORE	63,827	17,473	-72.62	43,046	105,611	145.34
PHILIPPINES	375	242	-35.47	1,122	2,688	139.57
MALAYSIA	33,398	81,035	142.63	171,149	102,845	-39.91
BRUNEI DARUSSALAM	1,011	248	-75.47	1,544	123	-92.03
VIET NAM	144,392	25	-99.98	79,145	253	-99.68
MALDIVES	110	1,176	969.09	682	9,311	1,265.25
INDIA	31	3,525	11,270.97	200	6,972	3,386.00
SRI LANKA	0	579	-	0	1,539	-
IRAN (ISLAMIC REPUBLIC OF)	5,783	0	-100.00	703	0	-100.00
SAUDI ARABIA	8,438	3,059	-63.75	15,952	9,467	-40.65
KUWAIT	8,256	20,000	142.25	4,244	1,100	-74.08
JORDAN	0	860	-	0	547	-
LEBANON	0	371	-	0	1,529	-
YEMEN	0	279	-	0	418	-
SYRIA ARAB REPUBLIC	26	0	-100.00	8	0	-100.00
TURKEY	70,855	68,392	-3.48	91,345	86,876	-4.89
UNITED ARAB EMIRATES	12,208	17,489	43.26	31,547	29,246	-7.29
QATAR	0	91	-	0	80	-
BAHRAIN	125	0	-100.00	161	0	-100.00
CYPRUS	1,566	1,183	-24.46	1,928	13,470	598.65
EGYPT	21,715	189	-99.13	2,540	156	-93.86
MOROCCO	192	0	-100.00	73	0	-100.00
TUNISIA	838	446	-46.78	2,229	958	-57.02
MADAGASCAR	657	0	-100.00	1,050	0	-100.00
KENYA	860	0	-100.00	4,043	0	-100.00
REUNION	3,031	4,514	48.93	8,210	9,955	21.25
GABON	115	0	-100.00	107	0	-100.00
SENEGAL	29,035	4,829	-83.37	25,180	4,600	-81.73
U.S. VIRGIN ISLANDS	272	0	-100.00	425	0	-100.00
SOUTH AFRICA	5,572	1,420	-74.52	8,149	4,519	-44.55
MAURITIUS	89	0	-100.00	61	0	-100.00
VIRGIN ISLANDS (BRITISH)	109	4	-96.33	666	40	-93.99
AUSTRALIA	123,775	84,375	-31.83	187,083	138,872	-25.77
NEW ZEALAND	135,475	2,754	-97.97	78,257	5,584	-92.86
MICRONESIA, FEDERATED STATES OF	0	361	-	0	814	-
GUAM	0	813	-	0	1,150	-
NEW CALEDONIA	1,444	3,106	115.10	2,762	6,193	124.22
VANUATU	0	330	-	0	621	-
COOK ISLANDS	0	4,447	-	0	11,247	-
FIJI	24,830	14,093	-43.24	25,784	23,121	-10.33
UNITED STATES	134,118	92,607	-30.95	940,606	428,587	-54.44
CANADA	9,247	9,695	4.84	51,430	20,350	-60.43
MEXICO	1,734	5,478	215.92	2,652	11,770	343.82
PANAMA	0	690	-	0	450	-
CHILE	0	109	-	0	190	-
ARGENTINA	1,216	0	-100.00	752	0	-100.00
BRAZIL	190	1,499	688.95	337	2,274	574.78
COLOMBIA	382	75	-80.37	2,952	180	-93.90
PUERTO RICO	1,059	495	-53.26	840	389	-53.69
DOMINICAN REPUBLIC	474	276	-41.77	451	415	-7.98
EL SALVADOR	1,068	235	-78.00	910	482	-47.03
COSTA RICA	6,620	1,093	-83.49	12,247	565	-95.39
HAITI	0	206	-	0	572	-
ANTIGUA AND BARBUDA	432	513	18.75	1,598	242	-84.86
CAYMAN ISLANDS	0	22	-	0	894	-
DOMINICA	387	0	-100.00	420	0	-100.00
FRENCH POLYNESIA	8,064	7,369	-8.62	10,844	6,454	-40.48
MARTINIQUE	435	812	86.67	533	1,369	156.85
NETHERLANDS ANTILLES	75	1,360	1,713.33	2,266	8,383	269.95

TABEL 5. PERKEMBANGAN EKSPOR INDONESIA MENURUT KOMODITI DAN NEGARA TUJUAN

JENIS BARANG	BERAT BERSIH (KG)		PERUB	NILAI FOB (US \$)		PERUB
	JAN-MEI 2005	JAN-MEI 2006	%	JAN-MEI 2005	JAN-MEI 2006	%
(1)	(2)	(3)	(4)	(5)	(6)	(7)
GUADELOUPE	649	382	-41.14	2,081	1,036	-50.22
UNITED KINGDOM	16,595	64,594	289.24	35,800	98,949	176.39
NETHERLANDS	58,436	48,986	-16.17	113,161	172,567	52.50
FRANCE	57,271	81,416	42.16	115,663	271,374	134.62
GERMANY, FED. REP. OF	37,456	75,673	102.03	91,447	167,729	83.42
AUSTRIA	4,110	571	-86.11	31,479	1,934	-93.86
BELGIUM	21,695	36,346	67.53	32,785	78,904	140.67
SWITZERLAND	1,089	963	-11.57	2,897	3,834	32.34
DENMARK	2,638	2,054	-22.14	5,373	16,336	204.04
NORWAY	2,261	67	-97.04	3,314	125	-96.23
SWEDEN	16,056	20,403	27.07	24,126	26,165	8.45
FINLAND	0	109	-	0	213	-
IRELAND	306	1,706	457.52	319	1,613	405.64
ITALY	51,157	104,617	104.50	135,180	199,940	47.91
SPAIN	52,843	86,014	62.77	162,898	188,897	15.96
PORTUGAL	2,738	74	-97.30	6,121	768	-87.45
GREECE	7,748	3,262	-57.90	6,584	4,273	-35.10
HUNGARY	1,387	5,189	274.12	3,245	11,896	266.59
POLAND	1,361	597	-56.14	872	3,507	302.18
ROMANIA	216	935	332.87	300	815	171.67
BULGARIA	0	1,557	-	0	8,410	-
YUGOSLAVIA	60	0	-100.00	137	0	-100.00
KAZAKHSTAN	182	561	208.24	375	850	126.67
UKRAINE	93	132	41.94	122	300	145.90
LITHUANIA	405	10	-97.53	2,416	71	-97.06
CROATIA	457	592	29.54	1,658	2,019	21.77
MALTA	394	0	-100.00	348	0	-100.00
SLOVAKIA	0	364	-	0	290	-
SLOVENIA	120	325	170.83	92	104	13.04
CZECH REPUBLIC	141	23	-83.69	202	10	-95.05
RUSSIA FEDERATION	0	685	-	0	2,614	-
BARANG KIRIMAN, POS DAN YANG DIKEMBALIKAN	2	0	-100.00	170	0	-100.00
SINGAPORE	2	0	-100.00	170	0	-100.00
LAINNYA	1,000,663	207	-99.98	1,353,938	8,455	-99.38
JAPAN	199	17	-91.46	3,955	7,000	76.99
HONG KONG	0	100	-	0	500	-
SINGAPORE	198	89	-55.05	3,738	944	-74.75
UNITED STATES	1,000,029	1	-100.00	1,342,270	11	-100.00
GERMANY, FED. REP. OF	52	0	-100.00	1,267	0	-100.00
BELGIUM	185	0	-100.00	2,708	0	-100.00
TOTAL EKSPOR	101,500,088,947	125,218,046,753	23.37	33,854,544,854	38,463,018,857	13.61