

Buletin Statistik Perdagangan Luar Negeri  
*Foreign Trade Statistical Bulletin*

## **EKSPOR /EXPORTS**

ISSN : 0126 - 5775

No. Publikasi / *Publication Number* : 05410.0707

Katalog BPS / *BPS Catalogue*: 8101.

Ukuran Buku / *Book Size* : 21 Cm X 29 Cm

Jumlah Halaman / *Total Pages* : 94 Halaman / *Pages*

Naskah / *Manuscript* :

Bagian Statistik Ekspor

*Export Statistics Division*

Gambar Kulit / *Cover Design* :

Bagian Statistik Ekspor

*Export Statistics Division*

Diterbitkan oleh / *Published by* :

Badan Pusat Statistik, Jakarta - Indonesia

*CBS, Indonesia*

Dicetak oleh / *Printed by* :

CV Rioma

Boleh dikutip dengan menyebut sumbernya

*May be cited with reference to the source*

## KATA PENGANTAR

Buletin Statistik Perdagangan Luar Negeri Ekspor yang diterbitkan secara bulanan memuat data ekspor menurut sektor, Perkembangan ekspor komoditi pertanian, Perkembangan ekspor komoditi industri, Perkembangan ekspor komoditi pertambangan dan Perkembangan ekspor Indonesia menurut komoditi dan negara tujuan secara kumulatif dari Januari sampai bulan berjalan.

Buletin ini juga menyajikan ulasan singkat tentang perbandingan, pertumbuhan dan peranan serta data pokok yang cukup menonjol atau yang mengalami perubahan yang signifikan. Diharapkan dengan adanya informasi semacam ini, para pengguna data ekspor dapat melihat dan mengikuti perkembangan ekspor secara garis besar.

Kepada para pengguna data, saran dan kritik yang bersifat konstruktif demi penyempurnaan publikasi ini, sangat diharapkan. Dengan demikian usaha BPS untuk meningkatkan pelayanan dan pemasyarakatan statistik (khususnya data Statistik Ekspor) dapat dilaksanakan secara baik dan berkesinambungan.

Jakarta, Juli 2007

BADAN PUSAT STATISTIK

KEPALA,

**DR. Rusman Heriawan**

NIP. 340003999

## **ISI / CONTENT**

Halaman / Page

Kata Pengantar / <i>Preface</i> .....	iii
Isi / <i>Content</i> .....	iv
Ringkasan / <i>Highlight</i> .....	v - xiv

### **Jilid / Volume**

Tabel 1. Ringkasan Perkembangan Ekspor Indonesia .....	1
Tabel 2. Perkembangan Ekspor Komoditi Pertanian .....	1
Tabel 3. Perkembangan Ekspor Komoditi Industri .....	2
Tabel 4. Perkembangan Ekspor Komoditi Pertambangan .....	4
Tabel 5. Perkembangan Ekspor Indonesia Menurut Komoditi dan Negara Tujuan .....	5

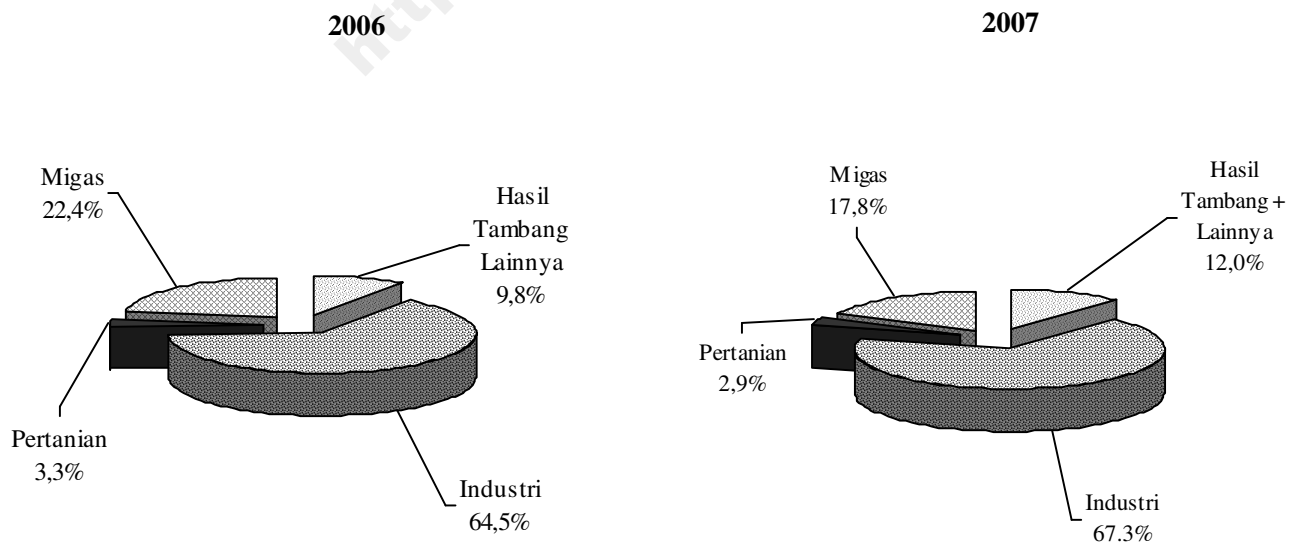
## RINGKASAN

Ekspor Indonesia pada periode Januari - Mei 2007 mencapai nilai US\$ 44 302,7 juta dengan volume 136 102,5 ribu ton, yang terdiri dari US\$ 7 892,9 juta hasil ekspor minyak dan gas bumi dan US\$ 36 409,9 juta hasil ekspor komoditi non migas.

Dibandingkan periode yang sama tahun 2006, nilai ekspor naik US\$ 5 839,7 juta, karena adanya kenaikan ekspor non migas senilai US\$ 6 577,7 juta, namun demikian, dari kelompok migas mengalami penurunan sebesar US\$ 737,9 juta atau

turun 8,55 persen dibanding periode yang sama tahun sebelumnya. Walaupun demikian, diperlihatkan bahwa penerimaan dari sektor migas masih bisa diharapkan, karena perkembangan harga di pasaran internasional menunjukkan perkembangan yang fluktuatif. Bulan Mei 2007 harga minyak mentah Indonesia US\$ 68,60 per barelnya, turun sebesar US\$ 1,41 per barel dibandingkan bulan Mei 2006.

Grafik 1 : PERBANDINGAN NILAI EKSPOR INDONESIA PADA JANUARI-MEI 2006 & 2007

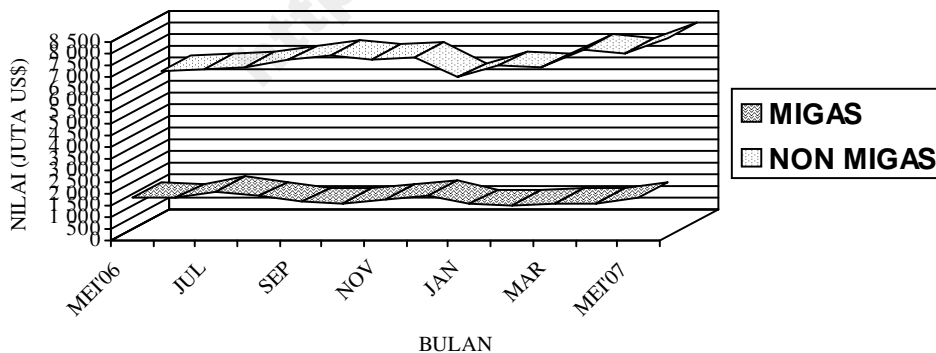


Pada Grafik 1 ditampilkan perbandingan nilai ekspor selama Periode Januari - Mei 2006 dan 2007. Sedangkan trend perkembangannya dari bulan Mei 2006 sampai dengan Mei 2007 disajikan pada Grafik 2, 3, dan 4. Nilai ekspor kelompok migas pada Januari - Mei 2006 senilai US\$ 8 630,8,5 juta yang terdiri dari minyak mentah, hasil minyak dan gas masing-masing senilai US\$ 3 377,7 juta, US\$ 1 016,7 juta, dan US\$ 4 236,4 juta. Sedangkan pada Januari - Mei 2007 nilai

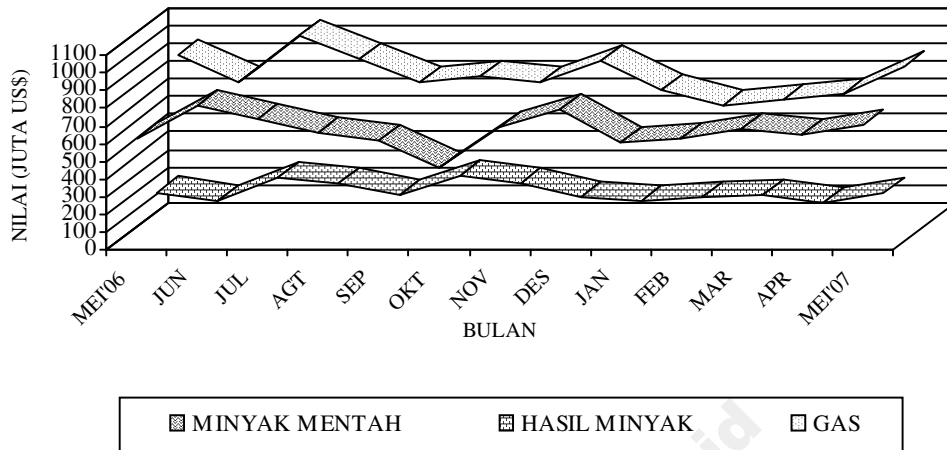
untuk kelompok migas masing-masing sebesar US\$ 3 278,3 juta, US\$ 1 012,4 juta dan US\$ 3 602,2 juta.

Nilai ekspor untuk kelompok non migas yang terdiri dari hasil pertanian, industri serta hasil tambang dan lainnya pada bulan Januari - Mei 2006 masing-masing US\$ 1 248,4 juta, US\$ 24 819,5 juta, dan US\$ 3 764,3 juta. Sementara itu pada periode Januari - Mei 2007 masing-masing mencapai US\$ 1 270,0 juta, US\$ 29 818,5 juta, dan US\$ 5 321,4 juta.

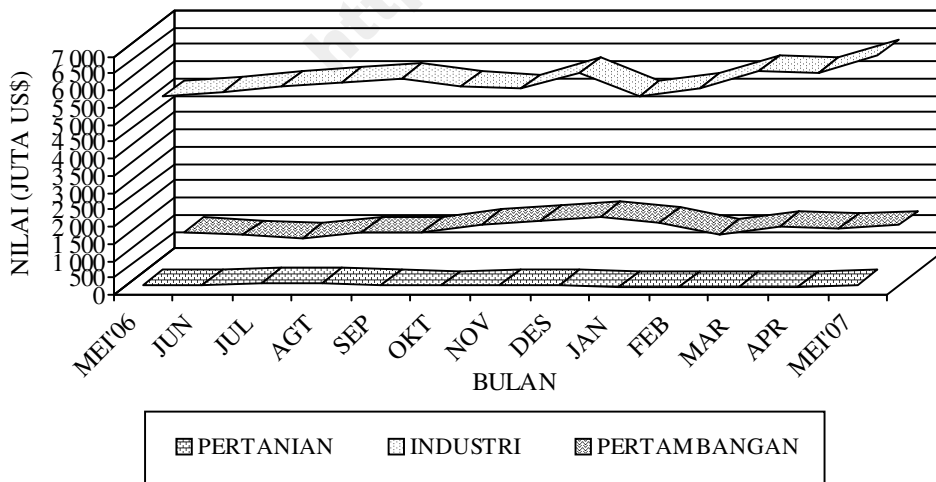
**Grafik 2 : PERKEMBANGAN NILAI EKSPOR MIGAS DAN NON MIGAS SELAMA MEI 2006 SAMPAI DENGAN MEI 2007**



**Grafik 3 : PERKEMBANGAN NILAI EKSPOR KOMODITI MIGAS  
SELAMA MEI 2006 SAMPAI DENGAN MEI 2007**



**Grafik 4 : PERKEMBANGAN NILAI EKSPOR KOMODITI NON MIGAS  
SELAMA MEI 2006 SAMPAI DENGAN MEI 2007**



**Tabel A. RINGKASAN EKSPOR NON MIGAS INDONESIA  
(JUTA US\$)**

<b>Tahun dan Bulan</b>	<b>Hasil sektor pertanian</b>	<b>Hasil sektor industri</b>	<b>Hasil sektor tambang</b>	<b>Total</b>
<b>[1]</b>	<b>[2]</b>	<b>[3]</b>	<b>[4]</b>	<b>[6]</b>
2005				
April	238,5	4 481,5	501,6	5 221,6
Mei	218,9	4 842,9	719,9	5 781,7
Juni	218,8	4 534,1	624,5	5 377,4
Juli	289,7	4 572,5	667,1	5 529,3
Agustus	214,3	4 563,4	699,3	5 477,0
September	273,7	4 852,8	675,6	5 802,1
Oktober	267,3	5 273,5	590,9	6 131,7
November	221,4	4 034,4	1 016,0	5 271,8
Desember	262,7	5 187,5	848,4	6 298,6
2006				
Januari	237,4	4 527,8	968,6	5 733,8
Pebruari	279,1	4 920,0	561,2	5 760,3
Maret	240,9	4 922,2	645,3	5 808,4
April	212,5	5 085,0	651,8	5 949,3
Mei	274,9	5 363,9	941,6	6 580,4
Juni	316,1	5 512,1	843,0	6 671,2
Juli	344,1	5 679,8	757,9	6 781,8
Agustus	338,3	5 773,3	947,2	7 058,8
September	289,3	5 881,2	947,3	7 242,8
Oktober	263,0	5 699,5	1 157,1	7 119,6
November	280,9	5 589,6	1 297,2	7 167,7
Desember	288,4	6 069,5	1 366,1	7 715,0
2007				
Januari	235,8	5 370,6	1 194,9	6 801,3
Pebruari	247,7	5 631,7	846,7	6 726,1
Maret	256,7	6 138,0	1 095,5	7 490,2
April	246,9	6 075,8	1 053,8	7 376,5
Mei	282,9	6 602,4	1 130,5	8 015,8

Dipandang dari negara tujuan ekspor (Tabel B), pada bulan Mei 2007 kelompok migas yang ditujukan ke kawasan Asia Selatan & Tenggara dan Australia & Oceania, sebesar masing-masing US\$ 226,6 juta, dan US\$ 136,5 juta memperlihatkan peningkatan dibanding tahun 2006. Negara yang memperlihatkan peningkatan ekspor kelompok migas lainnya, adalah Jepang dengan persentase peningkatan sebesar 5,95 persen, Singapura dengan persentase

peningkatan sebesar 86,95 persen dan China dengan persentase peningkatan sebesar 9,11 persen, sedangkan Muangthai dan Malaysia memperlihatkan penurunan dibanding tahun 2006, masing-masing dengan persentase penurunan sebesar 51,28 persen dan 47,92 persen. Dari Tabel B juga terlihat bahwa ekspor komoditi migas pada bulan Mei 2007 menunjukkan penurunan menjadi US\$ 1 792,0 juta.

**Tabel B : Perkembangan Ekspor Migas & Non Migas Indonesia Menurut Negara Tujuan, Mei 2006 & Mei 2007 (Juta US\$)**

Kawasan Negara Ekspor	Migas			Non Migas		
	Mei 2006	Mei 2007	Perubahan (%)	Mei 2006	Mei 2007	Perubahan (%)
• <b>Asia Timur</b>	1 510,4	1 409,3	-6,69	1 993,5	2 587,8	29,81
- Jepang	861,2	912,4	5,95	934,4	1 542,2	65,04
- China	236,9	258,5	9,11	429,6	461,1	7,31
• <b>Asia Selatan &amp; Tenggara</b>	223,3	226,6	1,45	1 849,4	2 323,6	25,64
- Muangthai	42,1	20,5	-51,28	199,7	204,0	2,16
- Singapura	95,9	179,3	86,95	670,3	853,3	27,30
- Philipina	1,8	0,0	-98,09	111,3	131,4	18,05
- Malaysia	50,9	26,5	-47,92	320,9	371,9	15,89
• <b>Asia Barat</b>	0,0	0,0	-	336,8	347,5	3,19
• <b>Afrika</b>	0,1	0,0	-100,00	145,2	206,1	41,97
• <b>Australia &amp; Oseania</b>	34,9	136,5	290,63	153,9	154,0	0,05
• <b>Amerika Utara</b>	20,6	19,6	-4,87	900,6	1 031,2	14,50
- Amerika Serikat	20,6	19,6	-4,87	859,6	981,3	14,15
• <b>Amerika Tengah &amp; Selatan</b>	0,0	0,0	-	138,6	176,8	27,49
• <b>Eropa Barat</b>	0,0	0,0	-	988,7	1 062,8	7,50
• <b>Eropa Timur</b>	0,0	0,0	-	73,6	126,0	71,24
<b>Total Ekspor</b>	<b>1 789,3</b>	<b>1 792,0</b>	<b>0,15</b>	<b>6 580,4</b>	<b>8 015,8</b>	<b>21,81</b>



Pada kelompok non migas nilai ekspor mengalami peningkatan hingga mencapai US\$ 8 015,8 juta, atau sebesar 21,81 persen.

Pada tabel 1 disajikan ekspor menurut sektor. Disini terlihat bahwa perolehan devisa terbesar pada periode Januari - Mei 2007 berasal dari sektor industri dengan nilai US\$ 29 818,5 juta atau sekitar 67,31 persen dari total ekspor, sedangkan pada periode Januari - Mei 2006 juga berasal dari sektor industri dengan nilai US\$ 24 819,5 juta atau sekitar 64,53 persen dari total ekspor. Dibandingkan periode yang sama tahun sebelumnya, sektor industri mengalami peningkatan 20,14 persen.

Pada tabel 2 disajikan perkembangan ekspor komoditi hasil pertanian, selama periode Januari - Mei 2007, komoditi andalan sektor pertanian antara lain udang segar/beku dengan nilai US\$ 366,6 juta (28,87 persen); ikan dan lain-lain dengan nilai US\$ 232,1 juta (18,28 persen); biji coklat dengan nilai US\$ 191,2 juta (15,05 persen); kopi dengan nilai US\$ 157,9 juta (12,43 persen); rempah-rempah dengan nilai US\$ 76,0 juta (5,99 persen); hasil pertanian lainnya dengan nilai US\$ 69,0 juta (5,43 persen); buah-buahan dengan nilai US\$ 48,4 juta (3,81 persen); tembakau dengan nilai US\$ 25,4 juta (2,00 persen); teh dengan nilai US\$ 21,8 juta (1,72 persen);

bahan nabati lainnya dengan nilai US\$ 20,7 juta (1,63 persen).

Pada tabel 3 disajikan perkembangan ekspor komoditi hasil industri, selama periode Januari - Mei 2007, komoditi andalan sektor industri antara lain tekstil dengan nilai US\$ 4 067,4 juta (13,64 persen); barang dari logam tidak mulia dengan nilai US\$ 3 816,8 juta (12,80 persen); alat listrik, ukur, fotografi, dll dengan nilai US\$ 3 234,6 juta (10,85 persen); minyak nabati dengan nilai US\$ 2 945,7 juta (9,88 persen); karet alam olahan dengan nilai US\$ 2 387,9 juta (8,01 persen); bahan kimia dengan nilai US\$ 1 402,8 juta (4,70 persen); kayu olahan dengan nilai US\$ 1 355,7 juta (4,55 persen); kertas dan barang dari kertas dengan nilai US\$ 1 305,4 juta (4,38 persen); meubel dan bagian-bagiannya dengan nilai US\$ 889,2 juta (2,98 persen); makanan olahan dengan nilai US\$ 866,6 juta (2,91 persen).

Pada tabel 4 disajikan perkembangan ekspor komoditi hasil pertambangan, selama periode Januari - Mei 2007, komoditi andalan sektor pertambangan antara lain batu bara dengan nilai US\$ 2 588,9 juta (48,69 persen) dan biji tembaga dengan nilai US\$ 2 313,9 juta (43,50 persen). Ekspor batu bara mengalami peningkatan 11,40 persen dibanding periode yang sama tahun

sebelumnya, dan biji tembaga mengalami peningkatan 79,01 persen dibanding periode yang sama tahun sebelumnya.

Perkembangan ekspor Indonesia menurut komoditi dan negara tujuan yang disajikan pada Tabel 5, memperlihatkan bahwa ekspor selama ini lebih banyak bertumpu pada 15 komoditi utama, (ringkasan disajikan pada Tabel C yang diurut menurut nilai ekspor). Lima belas komoditi tersebut pada periode Januari - Mei 2007 menyumbang sekitar 63,77 persen dari ekspor non migas.

Batu bara mempunyai nilai US\$ 2 588,9 juta, naik US\$ 264,9 juta dari tahun lalu, komoditi ini menyumbang sekitar 7,11 persen ekspor non migas nasional pada periode Januari - Mei 2007.

Nilai ekspor minyak kelapa sawit selama periode Januari - Mei 2007 naik US\$ 675,4 juta menjadi US\$ 2 441,8 juta.

Pada periode Januari - Mei 2007 nilai ekspor pakaian jadi US\$ 2 351,9 juta, yang naik dibanding tahun lalu sebesar US\$ 234,3 juta atau naik sekitar 11,06 persen.

Komoditi biji tembaga diekspor dengan nilai US\$ 2 313,3 juta atau 6,35 persen, alat listrik diekspor dengan nilai US\$ 1 934,7 juta atau sekitar 5,31 persen dari perolehan devisa non migas.

Selama periode Januari - Mei 2007, industri lainnya nilai ekspornya mencapai US\$ 1 760,0 juta, sedangkan tahun sebelumnya senilai US\$ 1 326,6 juta, atau terjadi peningkatan sekitar US\$ 433,3 juta (32,66 persen). Crumb rubber nilai ekspornya naik US\$ 188,5 juta (13,45 persen) menjadi US\$ 1 590,1 juta.

Perolehan devisa dari kertas dan barang dari kertas pada periode Januari - Mei 2007 diekspor dengan nilai US\$ 1 305,4 juta atau sekitar 3,59 persen dari kelompok non migas. Textil lainnya pada periode Januari - Mei 2007 diekspor dengan nilai US\$ 1 147,3 juta, sedangkan tahun sebelumnya US\$ 1 045,1 juta.

Audio visual nilai ekspornya naik US\$ 143,9 juta menjadi US\$ 1 120,2 juta. Sedangkan nilai ekspor tembaga dalam periode Januari - Mei 2007 naik 39,01 persen menjadi US\$ 1 063,8 juta. Nikel nilai ekspornya naik US\$ 664,4 juta menjadi US\$ 987,2 juta, bahan kimia organik nilai ekspornya naik US\$ 371,4 juta menjadi US\$ 969,3 juta. Besi/baja nilai ekspornya naik US\$ 194,2 juta menjadi US\$ 901,7 juta. Damar tiruan, bahan plastik nilai ekspornya naik US\$ 58,1 juta menjadi US\$ 744,6 juta.

**Tabel C : Ekspor Utama Barang Bukan Migas  
Periode Januari - Mei, 2006 dan 2007**

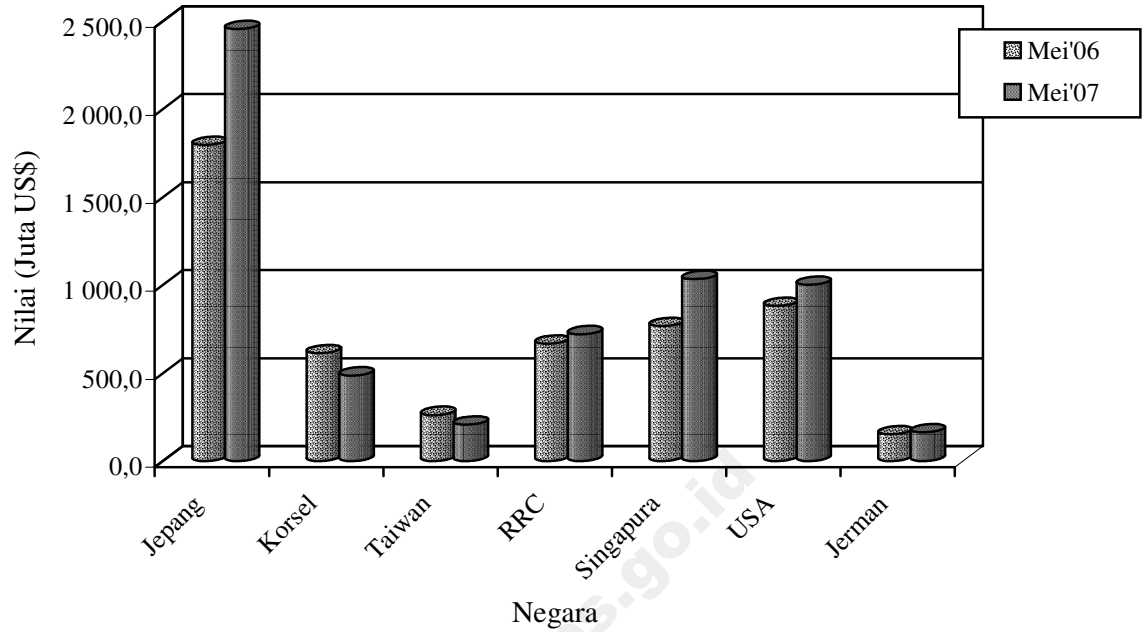
HS	Nilai FOB (Juta US\$)		Perubahan		% Peran 2007 (Terhadap Non Migas)
	2006	2007	Absolut	Persen	
Batu bara	2 324,0	2 588,9	264,9	11,40	7,11
Minyak kelapa sawit	1 766,4	2 441,8	675,4	38,24	6,71
Pakaian jadi	2 117,6	2 351,9	234,3	11,06	6,46
Biji tembaga	1 292,2	2 313,3	1 021,0	79,01	6,35
Alat listrik	1 787,6	1 934,7	147,1	8,23	5,31
Industri lainnya	1 326,6	1 760,0	433,3	32,66	4,83
Crumb rubber	1 401,6	1 590,1	188,5	13,45	4,37
Kertas dan barang dari kertas	1 147,7	1 305,4	157,7	13,74	3,59
Textil lainnya	1 045,1	1 147,3	102,2	9,78	3,15
Audio visual	976,3	1 120,2	143,9	14,73	3,08
Tembaga	765,3	1 063,8	298,6	39,01	2,92
Nikel	322,8	987,2	664,4	205,83	2,71
Bahan kimia organik	597,9	969,3	371,4	62,12	2,66
Besi/baja	707,4	901,7	194,2	27,45	2,48
Damar tiruan, bahan plastik	686,6	744,6	58,1	8,46	2,05
<b>Total Komoditi Utama</b>	<b>18 265,2</b>	<b>23 220,1</b>	<b>4 954,9</b>	<b>27,13</b>	<b>63,77</b>

Nilai ekspor periode Januari - Mei 2007, menurut negara kelompok ekonomi, ke kelompok negara APEC adalah yang terbesar yaitu mencapai 63,65 persen dari total ekspor yaitu US\$ 32 685,1 juta, diantaranya US\$ 8 372,0 juta ke ASEAN dan US\$ 4 972,1 juta ke NAFTA. Sementara nilai ekspor ke Uni Eropa sebesar 11,74 persen (US\$ 5 199,6 juta) dan ke Timur Tengah sebesar 3,72 persen (US\$ 1 648,8 juta). Ditinjau dari perkembangannya, nilai ekspor ke negara-negara APEC naik 11,77 persen dibanding keadaan tahun 2006 yang terdiri dari peningkatan ekspor menuju Jepang sebesar 9,91 persen, menuju ASEAN sebesar 15,71 persen, menuju NAFTA sebesar 5,97 persen. Sedangkan ke Korea Selatan turun sebesar 0,28 persen

Nilai ekspor periode Januari - Mei 2007, menuju tujuh negara tujuan utama yaitu Jepang, Korea Selatan, Taiwan, RR China, Singapura, Amerika dan Jerman mencapai sebesar US\$ 26 640,5 juta atau sekitar 60,13 persen dari total ekspor. Dibandingkan periode tahun sebelumnya nilai ini naik US\$ 2 701,0 juta atau sekitar 11,28 persen.

Selain tujuh negara tujuan utama di atas, negara tujuan yang membeli produk nasional di atas US\$ 70 juta pada bulan Mei 2007 antara lain Hongkong, Malaysia dan Australia masing-masing dengan nilai US\$ 128,1 juta, US\$ 398,4 juta dan US\$ 261,3 juta. Sedangkan dari kawasan Eropa antara lain ke Belanda dan Inggris masing-masing dengan nilai US\$ 147,5 juta dan US\$ 123,9 juta.

**Grafik 5: EKSPOR INDONESIA MENURUT NEGARA TUJUAN UTAMA BULAN MARET 2006 & 2007**



Perbandingan nilai ekspor bulan Mei 2006 dan 2007 ke beberapa negara tertentu disajikan pada Grafik 5.

TABEL 1. RINGKASAN PERKEMBANGAN EKSPOR INDONESIA

JENIS BARANG	BERAT BERSIH (RIBU TON)		PERUB	NILAI FOB (JUTA US \$)		PERUB
	JAN-MEI 2006	JAN-MEI 2007	%	JAN-MEI 2006	JAN-MEI 2007	%
	(1)	(2)	(3)	(4)	(5)	(6)
<b>Total Ekspor</b>	<b>125,218.0</b>	<b>136,102.5</b>	<b>8.69</b>	<b>38,463.0</b>	<b>44,302.7</b>	<b>15.18</b>
<b>MIGAS</b>	19,552.2	18,905.2	-3.31	8,630.8	7,892.9	-8.55
MINYAK MENTAH	7,347.7	7,576.8	3.12	3,377.7	3,278.3	-2.94
HASIL MINYAK	2,507.2	2,551.0	1.75	1,016.7	1,012.4	-0.42
GAS ALAM	9,697.3	8,777.4	-9.49	4,236.4	3,602.2	-14.97
<b>NON MIGAS</b>	105,665.9	117,197.3	10.91	29,832.2	36,409.9	22.05
HASIL PERTANIAN	1,174.2	870.2	-25.89	1,248.4	1,270.0	1.73
HASIL INDUSTRI	23,105.5	25,115.7	8.7	24,819.5	29,818.5	20.14
HASIL TAMBANG	81,385.0	91,209.9	12.07	3,761.4	5,317.5	41.37
LAINNYA	1.2	1.4	23.86	2.9	3.9	32.68

TABEL 2. PERKEMBANGAN EKSPOR KOMODITI HASIL PERTANIAN

JENIS BARANG	BERAT BERSIH (TON)		PERUB	NILAI FOB (RIBU US \$)		PERUB
	JAN-MEI 2006	JAN-MEI 2007	%	JAN-MEI 2006	JAN-MEI 2007	%
	(1)	(2)	(3)	(4)	(5)	(6)
<b>TOTAL PERTANIAN</b>	<b>1.174.232</b>	<b>870.200</b>	<b>-25,89</b>	<b>1.248.399</b>	<b>1.269.954</b>	<b>1,73</b>
KARET ALAM	2.849	4.857	70,47	4.018	6.643	65,33
KOPI	138.597	76.391	-44,88	185.531	157.868	-14,91
KAYU BULAT	16,947	41,838	146,88	12,58	36	187,23
UDANG SEGAR/BEKU	60.921	53.715	-11,83	392.671	366.617	-6,63
TEH	18.593	16.087	-13,48	21.020	21.796	3,69
REMPAH-REMPAH	45.692	34.792	-23,85	67.164	76.018	13,18
-LADA HITAM	7.936	5.084	-35,94	10.484	12.956	23,57
-LADA PUTIH	5.237	5.660	8,09	11.070	22.692	104,98
-KAYU MANIS DAN BUNGANYA	15.049	10.814	-28,14	9.055	7.988	-11,79
-BIJI PALA & BUNGANYA DAN KAPULAGA	7.851	8.142	3,72	19.984	23.569	17,94
-PANILI	54.283	60.863	12,12	1.039	784	-24,52
-LAINNYA	9.566	5.031	-47,41	15.532	8.030	-48,30
TEBAKAU	13.798	11.266	-18,35	31.837	25.350	-20,37
BIJI COKLAT	157.323	136.621	-13,16	187.234	191.150	2,09
IKAN DAN LAIN-LAIN	287.904	150.995	-47,55	205.994	232.105	12,68
-IKAN TONGKOL/TUNA	14.837	22.677	52,85	44.861	54.535	21,56
-UBUR-UBUR	1.100	2199,632	99,97	2.456	4.198	70,93
-KEPITING, KERANG-KERANGAN	19.796	27.351	38,16	56.456	69.639	23,35
-BEKICOT	1.247	1.508	20,87	2.180	2.057	-5,62
-IKAN LAINNYA	250.924	97.261	-61,24	100.041	101.676	1,63
BIJI-BIJIAN	65.363	47.296	-27,64	14.580	15.572	6,80
-BIJI BUNGA	104,105	23,659	-77,27	981	808	-17,67
-BIJI KAPAS	329,754	14918,378	4.424,09	47,192	3.792	7.935,47
-BIJI LAINNYA	64.929	32.354	-50,17	13.552	10.972	-19,03
BULU BEBEK	110.568	161,444	46,01	104,476	149	42,86
DAMAR DAN GETAH DAMAR	11.986	19.375	61,64	9.714	14.228	46,48
KOPAL DAN LAIN-LAIN	11.590	13.180	13,72	9.043	9.656	6,78
SAYUR-SAYURAN	102.554	21.595	-78,94	13.079	9.506	-27,32
BUAH-BUAHAN	90.747	86.772	-4,38	43.063	48.359	12,30
KULIT KERANG DAN LAIN-LAIN	2.497	3.259	30,50	1226,293	1.144	-6,70
TANAMAN OBAT	2.428	4.911	102,30	2.280	4.085	79,13

TABEL 2. PERKEMBANGAN EKSOR KOMODITI HASIL PERTANIAN

JENIS BARANG	BERAT BERSIH (TON)		PERUB	NILAI FOB (RIBU US \$)		PERUB
	JAN-MEI 2006	JAN-MEI 2007	%	JAN-MEI 2006	JAN-MEI 2007	%
(1)	(2)	(3)	(4)	(5)	(6)	(7)
BAHAN NABATI LAINNYA	35.813	36.807	2,78	17.896	20.693	15,63
-GANGGANG LAUT	31.988	35.009	9,45	16.184	19.224	18,78
-LAINNYA	3.825	1.798	-52,99	1.712	1.469	-14,18
HASIL PERTANIAN LAINNYA	125.448	152.075	21,23	41.933	68.977	64,49
-MUTIARA	0	1	58,00	3.292	5.499	67,05
-LAINNYA	125.448	152.075	21,23	38.642	63.479	64,28

TABEL 3. PERKEMBANGAN EKSPOR KOMODITI HASIL INDUSTRI

JENIS BARANG	BERAT BERSIH (TON)		PERUB	NILAI FOB (RIBU US \$)		PERUB
	JAN-MEI 2006	JAN-MEI 2007	%	JAN-MEI 2006	JAN-MEI 2007	%
(1)	(2)	(3)	(4)	(5)	(6)	(7)
<b>TOTAL INDUSTRI</b>	<b>23.105.522</b>	<b>25.115.736</b>	<b>8,70</b>	<b>24.819.467</b>	<b>29.818.517</b>	<b>20,14</b>
KAYU OLAHAN	1.870.493	1.558.914	-16,66	1.247.285	1.355.738	8,70
-KAYU LAPIS	857.878	710.378	-17,19	527.081	639.416	21,31
-KAYU GERGAJIAN	176.135	111.786	-36,53	138.995	107.914	-22,36
-KAYU OLAHAN LAIN	836.480	736.751	-11,92	581.209	608.408	4,68
BARANG DARI LOGAM TIDAK MULIA	1.272.570	1.475.036	15,91	2.624.649	3.816.828	45,42
-TIMAH	55.983	32.490	-41,97	401.635	404.114	0,62
-ALUMINIUM	135.756	121.712	-10,35	355.064	368.234	3,71
-NIKEL	34.465	52.012	50,91	322.802	987.211	205,83
-BESI/BAJA	897.383	890.586	-0,76	707.438	901.651	27,45
-TEMBAGA	123.394	142.092	15,15	765.297	1.063.848	39,01
-SENG	2.098	2.326	10,85	3.181	4.545	42,87
-LOGAM TIDAK MULIA LAIN	23.491	233.819	895,35	69.233	87.225	25,99
TEKSTIL	762.129	784.352	2,92	3.698.135	4.067.379	9,98
-PAKAIAN JADI	149.733	160.713	7,33	2.117.566	2.351.857	11,06
-KAIN TENUN	114.293	115.334	0,91	535.464	568.238	6,12
-TEKSTIL LAINNYA	498.103	508.304	2,05	1.045.106	1.147.283	9,78
KARET ALAM OLAHAN	1.122.957	1.172.382	4,40	2.123.752	2.387.940	12,44
-BARANG DARI KARET	181.750	193.937	6,71	480.141	537.980	12,05
-SHEET	134.230	127.085	-5,32	238.101	243.372	2,21
-CRUMB RUBBER	804.776	842.569	4,70	1.401.589	1.590.115	13,45
-CREPE	2.201	8.791	299,39	3.922	16.473	320,01
MAKANAN TERNAK	1.098.073	989.358	-9,90	68.698	97.904	42,51
-BUNGKIL KELAPA	144.637	76.998	-46,76	8.148	8.809	8,11
-DEDAK/BEKATUL	143.108	166.142	16,10	13.627	23.763	74,38
-LAINNYA	810.328	746.217	-7,91	46.923	65.333	39,23
MINYAK ATSIRI DAN LAINNYA	21.317	24.645	15,61	84.145	107.249	27,46
-MINYAK ATSIRI LAINNYA	1.724	1.949	13,05	25.737	32.292	25,47
-WANGI-WANGIAN DARI MINYAK ATSIRI	19.593	22.696	15,84	58.408	74.956	28,33
ROTAN OLAHAN	9.796	12.268	25,24	8.580	11.667	35,98
MINYAK NABATI	5.688.489	5.339.559	-6,13	2.213.332	2.945.671	33,09
-MINYAK KELAPA SAWIT	4.765.799	4.509.770	-5,37	1.766.415	2.441.824	38,24
-MINYAK BIJI KELAPA SAWIT	512.329	497.124	-2,97	248.733	294.683	18,47
-MINYAK NABATI LAIN	410.361	332.665	-18,93	198.184	209.164	5,54
ASAM BERLEMAK	306.188	263.575	-13,92	146.407	149.709	2,26
-STEARIN	76.816	54.044	-29,65	36.711	36.831	0,33

-ASAM BERLEMAK LAIN	229.372	209.531	-8,65	109.696	112.878	2,90
---------------------	---------	---------	-------	---------	---------	------

<http://www.bps.go.id>



TABEL 3. PERKEMBANGAN EKSPOR KOMODITI HASIL INDUSTRI

JENIS BARANG	BERAT BERSIH (TON)		PERUB	NILAI FOB (RIBU US \$)		PERUB
	JAN-MEI 2006	JAN-MEI 2007	%	JAN-MEI 2006	JAN-MEI 2007	%
	(1)	(2)	(3)	(4)	(5)	(6)
ALAT LISTRIK, UKUR, FOGRAFI, DLL	275.098	274.926	-0,06	2.927.184	3.234.591	10,50
-ALAT LISTRIK	212.493	223.341	5,11	1.787.608	1.934.746	8,23
-DIODE TRANSISTOR	511	422	-17,35	49.703	50.192	0,98
-AUDIO VISUAL	58.259	46.330	-20,48	976.335	1.120.188	14,73
-FOTOGRAFI DAN OPTIK	1.386	2.128	53,51	80.444	85.900	6,78
-ALAT UKUR	138	387	181,04	3.653	6.928	89,67
-LONCENG, ARLOJI DAN BAGIANNYA	2.311	2.317	0,27	29.442	36.638	24,44
MAKANAN OLAHAN	752.328	607.886	-19,20	767.416	866.592	12,92
-COKLAT OLAHAN	45.661	52.827	15,69	92.440	113.150	22,40
-GULA TETES	180.319	98.067	-45,61	17.204	6.734	-60,86
-KERUPUK UDANG	2.627	2.741	4,33	3.757	4.732	25,94
-BUAH/SAYURAN OLAHAN	187.091	167.695	-10,37	99.720	103.467	3,76
-MINUMAN OLAHAN	30.605	29.502	-3,60	15.651	16.188	3,43
-ROKOK DAN TEMBAKAU OLAHAN	29.095	32.446	11,52	112.932	158.497	40,35
-DAGING TERNAK	1.747	1.529	-12,48	6.836	5.837	-14,61
-DAGING UNGGAS	0	0	-83,43	180	16	-90,87
-IKAN OLAHAN	62.906	70.125	11,48	205.697	229.532	11,59
-BERAS GILING	418	108	-74,10	213	50	-76,31
-KOPI OLAHAN	3	18	584,20	3	32	1.119,29
-TEH OLAHAN	23.774	17.025	-28,39	33.281	30.518	-8,30
-GULA PASIR	67	117	75,12	90	150	66,60
-GULA LAINNYA	73.530	3.113	-95,77	2.860	1.979	-30,81
-MAKANAN OLAHAN LAINNYA	114.484	132.573	15,80	176.553	195.708	10,85
SEMEN	2.417.806	2.876.520	18,97	73.079	85.958	17,62
BARANG ANYAMAN	13.057	17.534	34,29	31.620	33.955	7,38
-DARI ROTAN	3.739	6.725	79,84	9.503	15.777	66,01
-DARI BAHAN LAINNYA	9.317	10.809	16,01	22.117	18.178	-17,81
MEUBEL DAN BAGIAN-BAGIANNYA	376.596	396.999	5,42	809.499	889.212	9,85
-DARI ROTAN	55.327	53.920	-2,54	150.338	148.970	-0,91
-DARI BAHAN LAINNYA	321.269	343.079	6,79	659.161	740.242	12,30
BAHAN KIMIA	1.672.205	2.775.720	65,99	868.769	1.402.843	61,47
-AN ORGANIK	681.415	714.169	4,81	208.480	201.008	-3,58
-ORGANIK	842.769	1.491.331	76,96	597.891	969.290	62,12
-LAINNYA	148.021	570.220	285,23	62.398	232.544	272,68
PUPUK	67.330	129.937	92,99	14.627	37.756	158,12
PRODUK PHARMASI	3.377	4.511	33,58	43.004	60.386	40,42
KULIT DAN BARANG DARI KULIT	7.472	5.174	-30,75	71.264	92.539	29,85
KACA DAN BARANG DARI KACA	325.246	317.050	-2,52	163.615	181.503	10,93
KERTAS DAN BARANG DARI KERTAS	1.556.099	1.652.741	6,21	1.147.706	1.305.361	13,74
INDUSTRI LAINNYA	3.486.898	4.436.650	27,24	5.686.702	6.687.737	17,60
-GLISEROL DAN LARUTAN ALKALI	7.118	6.917	-2,83	2.355	1.523	-35,33
-MARGARIN DAN LEMAK LAINNYA	133.792	140.136	4,74	64.254	85.204	32,60
-SABUN MANDI DAN CUCI	198.100	208.808	5,41	140.758	163.564	16,20
-BAHAN CELUP ORGANIK SINTETIK	14.473	15.199	5,02	50.424	54.196	7,48
-PREPARAT PEMBASMI KUMAN, DLL	20.780	88.650	326,61	43.356	57.479	32,58
-DAMAR TIRUAN, BAHAN PLASTIK	505.968	484.050	-4,33	686.560	744.637	8,46
-BAHAN KERTAS	937.465	1.073.687	14,53	350.806	430.100	22,60
-ALAS KAKI (KULIT, KARET DAN KANVAS)	47.985	49.023	2,16	678.804	683.745	0,73
-PRODUK KERAMIK	251.820	209.527	-16,80	121.496	117.290	-3,46
-EMAS BATANGAN	17	14	-12,78	270.818	302.302	11,63
-PESAWAT UDARA DAN BAGIANNYA	3.784	964	-74,53	178.298	50.460	-71,70
-KAPAL LAUT DAN SEJENISNYA	89.359	146.413	63,85	87.005	368.422	323,45
-PERLENGKAPAN OLAHRAHA DAN MAINAN	10.873	10.691	-1,67	68.592	83.613	21,90

TABEL 3. PERKEMBANGAN EKSPOR KOMODITI HASIL INDUSTRI

JENIS BARANG	BERAT BERSIH (TON)		PERUB	NILAI FOB (RIBU US \$)		PERUB
	JAN-MEI 2006	JAN-MEI 2007	%	JAN-MEI 2006	JAN-MEI 2007	%
(1)	(2)	(3)	(4)	(5)	(6)	(7)
-PENA DAN PENSIL	4.592	5.483	19,42	28.497	35.134	23,29
-BATU SEMI PERMATA	18	45	154,74	130	599	360,88
-KOPER, TAS, DOMPET PLASTIK/TEKSTIL	3.635	3.695	1,67	20.040	20.704	3,31
-BARANG DARI LOGAM MULIA	406	141	-65,30	26.223	56.452	115,27
-PETI KEMAS	4.250	20.179	374,80	4.414	22.101	400,65
-KOMPUTER DAN BAGIANNYA	38.717	19.626	-49,31	614.834	499.401	-18,77
-KENDARAAN BERMOTOR RODA 2 DAN 3	1.656	1.540	-6,97	12.723	11.536	-9,33
-KENDARAAN BERMOTOR RODA 4 DAN LEE	24.019	50.304	109,44	132.533	300.578	126,79
-SUKU CADANG MESIN	39.794	46.572	17,03	296.443	379.841	28,13
-SUKU CADANG KENDARAAN	84.530	64.833	-23,30	479.210	454.262	-5,21
-UBI KAYU OLAHAN	13.584	41.503	205,54	1.494	4.635	210,15
-INDUSTRI LAINNYA	1.050.164	1.748.648	66,51	1.326.635	1.759.958	32,66

TABEL 4. PERKEMBANGAN EKSPOR KOMODITI HASIL PERTAMBANGAN

JENIS BARANG	BERAT BERSIH (TON)		PERUB	NILAI FOB (RIBU US \$)		PERUB
	JAN-MEI 2006	JAN-MEI 2007	%	JAN-MEI 2006	JAN-MEI 2007	%
(1)	(2)	(3)	(4)	(5)	(6)	(7)
<b>TOTAL PERTAMBANGAN</b>	<b>81.384.966</b>	<b>91.209.895</b>	<b>12,07</b>	<b>3.761.406</b>	<b>5.317.540</b>	<b>41,37</b>
BIJI TEMBAGA	745.904	905.776	21,43	1.292.245	2.313.276	79,01
BIJI NIKEL	1.435.846	4.103.500	185,79	56.801	285.316	402,30
BAUKSIT	2.384.931	3.950.293	65,64	18.673	36.946	97,86
BIJI TIMAH/TIN	240	193	-19,59	69	28	-59,28
BATU BARA	69.752.524	78.160.639	12,05	2.323.993	2.588.878	11,40
GRANIT	2.927.185	1.053.317	-64,02	9.832	5.403	-45,05
PASIR ALAM	1.570.524	401.112	-74,46	11.111	4.679	-57,89
HASIL TAMBANG LAIN	2.567.811	2.635.066	2,62	48.681	83.014	70,52

TABEL 5. PERKEMBANGAN EKSPOR INDONESIA MENURUT KOMODITI DAN NEGARA TUJUAN

JENIS BARANG	BERAT BERSIH (KG)		PERUB	NILAI FOB (US \$)		PERUB
	JAN-MEI 2006	JAN-MEI 2007	%	JAN-MEI 2006	JAN-MEI 2007	%
(1)	(2)	(3)	(4)	(5)	(6)	(7)
<b>MINYAK MENTAH</b>	<b>7.347.698.186</b>	<b>7.576.818.008</b>	<b>3,12</b>	<b>3.377.679.577</b>	<b>3.278.251.526</b>	<b>-2,94</b>
JAPAN	2.660.667.000	2.338.979.005	-12,09	1.225.623.856	1.022.565.088	-16,57
KOREA, REPUBLIC OF	1.260.755.000	1.285.627.000	1,97	565.000.364	503.983.795	-10,80
TAIWAN	463.091.000	248.361.002	-46,37	202.924.830	103.365.766	-49,06
CHINA	700.268.000	1.137.676.000	62,46	314.377.338	491.999.834	56,50
THAILAND	445.390.000	305.488.000	-31,41	203.067.300	133.576.396	-34,22
SINGAPORE	244.507.013	436.038.001	78,33	117.388.420	207.032.792	76,37
MALAYSIA	326.623.107	213.593.000	-34,61	150.934.366	82.384.678	-45,42
VIET NAM	53.928.000	0	-100,00	29.319.696	0	-100,00
AUSTRALIA	772.198.000	1.333.550.000	72,70	377.754.355	618.975.634	63,86
NEW ZEALAND	77.489.000	40.109.000	-48,24	36.610.304	19.975.302	-45,44
UNITED STATES	342.382.029	237.387.000	-30,67	154.678.502	94.392.221	-38,98
CANADA	37	10.000	26.927,03	90	20	-77,78
FRANCE	400.000	0	-100,00	156	0	-100,00
<b>HASIL MINYAK</b>	<b>2.507.156.346</b>	<b>2.550.994.692</b>	<b>1,75</b>	<b>1.016.716.088</b>	<b>1.012.401.011</b>	<b>-0,42</b>
JAPAN	1.540.916.860	1.095.164.902	-28,93	598.448.699	391.757.618	-34,54
HONG KONG	1.700	2.045	20,29	2.083	2.530	21,46
KOREA, REPUBLIC OF	160.034.075	251.929.156	57,42	62.901.403	98.267.653	56,22
TAIWAN	5.000.000	83.823.195	1.576,46	1.000.000	36.730.082	3.573,01
CHINA	156.322.627	313.797.327	100,74	77.372.940	113.235.966	46,35
PAPUA NEW GUINEA	0	28.866	-	0	36.480	-
THAILAND	867.521	51.964.187	5.889,96	713.933	34.515.450	4.734,55
SINGAPORE	514.562.306	666.872.241	29,60	231.096.789	310.524.976	34,37
PHILIPPINES	12.899.344	778.141	-93,97	7.044.789	756.123	-89,27
MALAYSIA	36.693.719	59.691.124	62,67	13.502.091	22.670.967	67,91
MYANMAR (FORM. BURMA)	0	29.682	-	0	36.104	-
VIET NAM	43.214	93.587	116,57	48.034	109.323	127,60
MALDIVES	0	1.539	-	0	426	-
INDIA	69.601.981	24.540.536	-64,74	19.532.375	2.404.978	-87,69
PAKISTAN	0	21.080	-	0	25.126	-
BANGLADESH	840.200	363.057	-56,79	664.332	266.413	-59,90
SYRIA ARAB REPUBLIC	0	16.660	-	0	17.826	-
NIGERIA	450	0	-100,00	4.760	0	-100,00
DJIBOUTI	133.280	0	-100,00	120.618	0	-100,00
SOUTH AFRICA	293.960	3	-100,00	157.478	10	-99,99
AUSTRALIA	27.206	6	-99,98	26.598	6	-99,98
NEW ZEALAND	90.740	90.979	0,26	95.611	115.190	20,48
EAST TIMOR	8.656.000	1.287.481	-85,13	3.815.543	517.912	-86,43
UNITED STATES	2.002	192.010	9.490,91	120	47.282	39.301,67
GUATEMALA	13.600	0	-100,00	11.668	0	-100,00
UNITED KINGDOM	2.340	2.000	-14,53	3.020	1	-99,97
FRANCE	19.880	0	-100,00	16.699	0	-100,00
GERMANY, FED. REP. OF	25	8	-68,00	1.250	5	-99,60
SWITZERLAND	13	0	-100,00	10	0	-100,00
FINLAND	3	4.760	158.566,67	4	5.250	131.150,00
ITALY	20	0	-100,00	39	0	-100,00
UKRAINE	16.660	33.320	100,00	15.244	39.180	157,02
RUSSIA FEDERATION	116.620	266.800	128,78	119.958	318.134	165,20
<b>GAS ALAM</b>	<b>9.697.308.021</b>	<b>8.777.420.368</b>	<b>-9,49</b>	<b>4.236.445.073</b>	<b>3.602.205.178</b>	<b>-14,97</b>
JAPAN	5.921.383.360	5.867.977.179	-0,90	2.291.397.731	2.180.365.567	-4,85
KOREA, REPUBLIC OF	2.323.613.456	1.642.717.803	-29,30	1.193.707.777	798.287.013	-33,13
CHINA	1.413.621.286	1.248.471.731	-11,68	733.921.878	611.650.466	-16,66
THAILAND	12.651.273	18.253.655	44,28	7.917.122	11.902.132	50,33
PHILIPPINES	20.417.800	0	-100,00	6.528.296	0	-100,00
MALAYSIA	7.500	0	-100,00	3.494	0	-100,00
VIET NAM	489	0	-100,00	93	0	-100,00
INDIA	1.500.757	0	-100,00	942.716	0	-100,00
AUSTRALIA	2.000.000	0	-100,00	941.800	0	-100,00
GUAM	2.090.100	0	-100,00	1.071.367	0	-100,00
EAST TIMOR	22.000	0	-100,00	12.799	0	-100,00
<b>KARET ALAM</b>	<b>2.849.354</b>	<b>4.857.298</b>	<b>70,47</b>	<b>4.018.112</b>	<b>6.643.059</b>	<b>65,33</b>
JAPAN	100.626	104.338	3,69	329.664	465.978	41,35
HONG KONG	188.511	374.379	98,60	239.879	558.240	132,72
KOREA, REPUBLIC OF	47.062	48.007	2,01	22.278	27.932	25,38
TAIWAN	530	0	-100,00	83	0	-100,00
CHINA	1.135.500	1.405.080	23,74	1.519.830	1.876.239	23,45
THAILAND	2	0	-100,00	90	0	-100,00
SINGAPORE	370.150	376.211	1,64	264.872	183.548	-30,70
MALAYSIA	360.000	27	-99,99	426.800	315	-99,93
TURKEY	0	294.780	-	0	380.635	-
AUSTRALIA	7.651	0	-100,00	19.083	0	-100,00
UNITED STATES	196.884	1.550.323	687,43	374.752	1.989.957	431,01
BRAZIL	121.216	100.324	-17,24	179.480	128.560	-28,37
MARTINIQUE	0	92	-	0	157	-
UNITED KINGDOM	0	40.320	-	0	60.682	-

TABEL 5. PERKEMBANGAN EKSPOR INDONESIA MENURUT KOMODITI DAN NEGARA TUJUAN

JENIS BARANG	BERAT BERSIH (KG)		PERUB	NILAI FOB (US \$)		PERUB
	JAN-MEI 2006	JAN-MEI 2007	%	JAN-MEI 2006	JAN-MEI 2007	%
(1)	(2)	(3)	(4)	(5)	(6)	(7)
NETHERLANDS	278.380	106.114	-61,88	557.132	283.626	-49,09
FRANCE	0	23	-	0	44	-
GERMANY, FED. REP. OF	2	182.150	9.107.400,00	27	274.226	1.015.551,85
FINLAND	0	600	-	0	594	-
ITALY	0	274.530	-	0	412.326	-
POLAND	42.840	0	-100,00	84.142	0	-100,00
<b>KOPI</b>	<b>138.596.891</b>	<b>76.390.592</b>	<b>-44,88</b>	<b>185.531.149</b>	<b>157.868.156</b>	<b>-14,91</b>
JAPAN	20.565.134	16.523.454	-19,65	28.463.511	31.247.621	9,78
HONG KONG	485.593	424.154	-12,65	728.749	799.330	9,69
KOREA, REPUBLIC OF	1.045.818	18.005	-98,28	1.009.106	28.264	-97,20
TAIWAN	1.373.466	1.279.197	-6,86	2.526.495	3.072.322	21,60
CHINA	809.693	158.558	-80,42	885.131	299.020	-66,22
MACAU	18.000	0	-100,00	43.200	0	-100,00
SINGAPORE	5.127.563	6.607.461	28,86	6.567.509	14.783.513	125,10
PHILIPPINES	1.534.800	18.000	-98,83	1.747.163	42.275	-97,58
MALAYSIA	2.564.160	3.909.586	52,47	2.534.872	5.516.476	117,62
VIET NAM	54.000	0	-100,00	119.250	0	-100,00
INDIA	3.348.813	686.000	-79,52	3.120.929	819.830	-73,73
IRAN (ISLAMIC REPUBLIC OF)	553.800	527.400	-4,77	572.491	933.534	63,07
SAUDI ARABIA	57.500	0	-100,00	105.853	0	-100,00
JORDAN	307.200	0	-100,00	284.947	0	-100,00
LEBANON	55.800	3.776	-93,23	60.088	7.800	-87,02
SYRIA ARAB REPUBLIC	57.600	0	-100,00	55.610	0	-100,00
UNITED ARAB EMIRATES	144.000	233.101	61,88	193.770	407.470	110,29
EGYPT	4.157.690	1.289.520	-68,98	4.299.320	2.279.548	-46,98
MOROCCO	1.820.998	1.021.200	-43,92	1.909.129	1.460.561	-23,50
ALGERIA	5.024.170	574.200	-88,57	4.715.947	794.078	-83,16
SOUTH AFRICA	1.469.054	1.923.000	30,90	1.479.812	2.608.299	76,26
AUSTRALIA	582.600	703.199	20,70	1.286.531	1.722.411	33,88
NEW ZEALAND	143.700	129.180	-10,10	370.925	375.843	1,33
AMERICAN SAMOA	0	13.451	-	0	4.917	-
FIJI	0	157	-	0	664	-
UNITED STATES	32.441.161	14.165.515	-56,33	58.033.999	44.257.268	-23,74
CANADA	909.900	857.100	-5,80	2.269.722	2.427.323	6,94
MEXICO	69.000	190.500	176,09	194.900	575.642	195,35
ARGENTINA	0	57.600	-	0	68.544	-
ECUADOR	2.116.500	307.200	-85,49	1.914.673	476.160	-75,13
UNITED KINGDOM	4.074.585	1.007.638	-75,27	4.554.142	2.335.560	-48,72
NETHERLANDS	439.812	138.180	-68,58	1.168.892	365.588	-68,72
FRANCE	831.000	126.080	-84,83	850.736	131.045	-84,60
GERMANY, FED. REP. OF	20.159.166	9.341.653	-53,66	25.259.172	17.429.506	-31,00
AUSTRIA	105.000	0	-100,00	94.248	0	-100,00
BELGIUM	2.012.700	1.413.600	-29,77	2.845.794	2.530.212	-11,09
SWITZERLAND	505.080	304.200	-39,77	822.435	485.581	-40,96
DENMARK	277.224	335.540	21,04	439.450	687.660	56,48
NORWAY	36.000	54.000	50,00	76.797	131.240	70,89
SWEDEN	254.892	277.807	8,99	460.111	632.963	37,57
IRELAND	108.000	270.000	150,00	347.927	699.675	101,10
ITALY	5.406.454	2.896.000	-46,43	5.751.267	4.677.001	-18,68
SPAIN	2.887.900	270.600	-90,63	2.997.969	413.900	-86,19
PORTUGAL	435.600	808.800	85,67	506.392	1.315.893	159,86
GREECE	351.900	366.600	4,18	318.388	625.984	96,61
POLAND	2.979.460	1.351.740	-54,63	2.478.391	1.751.029	-29,35
ROMANIA	3.844.730	1.669.200	-56,58	3.721.258	2.143.840	-42,39
BULGARIA	2.652.600	1.352.400	-49,02	2.734.104	1.939.326	-29,07
ARMENIA	0	285.000	-	0	496.575	-
UKRAINE	36.000	0	-100,00	93.600	0	-100,00
LATVIA	195.000	0	-100,00	176.475	0	-100,00
ESTONIA	587.495	18.000	-96,94	528.102	57.600	-89,09
GEORGIA	3.224.580	2.177.040	-32,49	3.257.995	3.272.525	0,45
CZECH REPUBLIC	84.000	0	-100,00	57.540	0	-100,00
RUSSIA FEDERATION	270.000	306.000	13,33	496.332	736.740	48,44
<b>KAYU BULAT</b>	<b>16.947</b>	<b>41.838</b>	<b>146,88</b>	<b>12.580</b>	<b>36.133</b>	<b>187,23</b>
JAPAN	16.083	20.060	24,73	3.657	10.483	186,66
KOREA, REPUBLIC OF	0	12	-	0	19	-
THAILAND	0	3	-	0	61	-
SINGAPORE	679	1.101	62,15	3.152	9.967	216,21
PHILIPPINES	0	10	-	0	80	-
VIET NAM	0	9	-	0	61	-
UNITED ARAB EMIRATES	178	20.493	11.412,92	5.697	10.001	75,55
UNITED STATES	5	2	-60,00	46	35	-23,91
UNITED KINGDOM	0	148	-	0	5.426	-
SWITZERLAND	2	0	-100,00	28	0	-100,00
<b>UDANG SEGAR/BEKU</b>	<b>60.921.466</b>	<b>53.715.383</b>	<b>-11,83</b>	<b>392.670.599</b>	<b>366.617.109</b>	<b>-6,63</b>
JAPAN	19.633.095	16.386.100	-16,54	157.717.977	137.451.192	-12,85

TABEL 5. PERKEMBANGAN EKSPOR INDONESIA MENURUT KOMODITI DAN NEGARA TUJUAN

JENIS BARANG	BERAT BERSIH (KG)		PERUB	NILAI FOB (US \$)		PERUB
	JAN-MEI 2006	JAN-MEI 2007	%	JAN-MEI 2006	JAN-MEI 2007	%
(1)	(2)	(3)	(4)	(5)	(6)	(7)
HONG KONG	2.550.759	2.709.704	6,23	10.435.737	13.702.956	31,31
KOREA, REPUBLIC OF	344.236	243.952	-29,13	2.278.699	1.590.865	-30,19
TAIWAN	461.258	920.946	99,66	854.847	1.480.858	73,23
CHINA	1.083.766	995.666	-8,13	5.527.842	4.156.545	-24,81
MACAU	0	539	-	0	2.875	-
THAILAND	951.833	26.571	-97,21	812.866	265.263	-67,37
SINGAPORE	1.107.740	1.189.784	7,41	2.092.197	2.415.045	15,43
PHILIPPINES	41.593	27.226	-34,54	189.452	135.893	-28,27
MALAYSIA	1.298.829	2.290.821	76,38	1.691.087	3.375.082	99,58
BRUNEI DARUSSALAM	3	0	-100,00	11	0	-100,00
VIET NAM	198.415	218.340	10,04	1.550.892	1.875.810	20,95
INDIA	2	10.798	539.800,00	3	69.985	2.332.733,33
SRI LANKA	0	13.168	-	0	9.869	-
KUWAIT	0	240	-	0	4.944	-
JORDAN	4	0	-100,00	14	0	-100,00
TURKEY	0	51.302	-	0	74.049	-
UNITED ARAB EMIRATES	22	11.949	54.213,64	5	91.028	1.820.460,00
CYPRUS	18.000	22.222	23,46	148.920	188.019	26,26
EGYPT	3	210.321	7.010.600,00	2	1.240.575	62.028.650,00
REUNION	178.948	94.854	-46,99	1.186.641	738.462	-37,77
SOUTH AFRICA	0	12.621	-	0	53.323	-
MAURITIUS	53.212	59.390	11,61	318.242	385.185	21,04
AUSTRALIA	1.071.774	326.063	-69,58	4.957.778	2.483.368	-49,91
NEW ZEALAND	16.640	38.979	134,25	57.558	196.469	241,34
UNITED STATES	21.160.332	17.775.369	-16,00	139.826.943	133.863.129	-4,27
CANADA	188.451	216.848	15,07	1.134.521	1.317.020	16,09
BRAZIL	21.730	0	-100,00	133.044	0	-100,00
PERU	0	16.634	-	0	88.716	-
PUERTO RICO	45.073	370.439	721,86	303.841	2.019.282	564,59
NETHERLANDS ANTILLES	4.045	17.990	344,75	41.406	137.851	232,93
UNITED KINGDOM	3.461.684	3.137.301	-9,37	22.871.312	19.327.657	-15,49
NETHERLANDS	398.517	162.809	-59,15	2.287.941	1.072.869	-53,11
FRANCE	538.878	176.736	-67,20	3.136.500	961.886	-69,33
GERMANY, FED. REP. OF	910.433	560.133	-38,48	4.373.078	3.556.908	-18,66
AUSTRIA	99	0	-100,00	1.000	0	-100,00
BELGIUM	3.983.590	4.275.589	7,33	23.151.004	25.861.795	11,71
SWITZERLAND	52.876	74.175	40,28	326.374	555.392	70,17
DENMARK	88.060	127.011	44,23	409.620	895.164	118,54
SWEDEN	56.072	116.881	108,45	400.485	939.682	134,64
ITALY	697.748	529.532	-24,11	2.738.771	2.010.784	-26,58
SPAIN	252.288	86.743	-65,62	1.348.424	642.154	-52,38
PORTUGAL	31.763	20.000	-37,03	270.526	58.650	-78,32
GREECE	33	7.200	21.718,18	201	73.678	36.555,72
LITHUANIA	0	13.880	-	0	115.701	-
LATVIA	19.662	69.605	254,01	94.838	421.468	344,41
GEORGIA	0	74.736	-	0	452.307	-
RUSSIA FEDERATION	0	24.216	-	0	257.356	-
<b>TEH</b>	<b>18.593.479</b>	<b>16.086.675</b>	<b>-13,48</b>	<b>21.019.531</b>	<b>21.796.106</b>	<b>3,69</b>
JAPAN	50.868	11.000	-78,38	189.421	41.378	-78,16
HONG KONG	1.523	2.572	68,88	7.929	7.722	-2,61
KOREA, REPUBLIC OF	1.285	36	-97,20	6.710	240	-96,42
TAIWAN	170.817	66.904	-60,83	197.740	120.774	-38,92
CHINA	99.097	36.010	-63,66	78.144	26.158	-66,53
THAILAND	0	96	-	0	695	-
SINGAPORE	98.301	153.732	56,39	122.570	206.513	68,49
PHILIPPINES	168	74	-55,95	982	560	-42,97
MALAYSIA	2.165.186	2.356.569	8,84	2.030.167	2.670.341	31,53
MALDIVES	99	0	-100,00	61	0	-100,00
INDIA	319.600	308.040	-3,62	287.470	397.724	38,35
PAKISTAN	2.023.676	2.533.864	25,21	2.822.667	4.485.528	58,91
SRI LANKA	207.796	27.792	-86,63	233.079	42.305	-81,85
AFGHANISTAN	247.308	202.879	-17,97	259.259	262.113	1,10
IRAN (ISLAMIC REPUBLIC OF)	150.669	37.400	-75,18	198.554	53.432	-73,09
SAUDI ARABIA	68.644	75.141	9,46	90.137	87.701	-2,70
JORDAN	16.500	0	-100,00	20.054	0	-100,00
UNITED ARAB EMIRATES	1.019.849	804.791	-21,09	844.938	776.045	-8,15
EGYPT	20.000	13.200	-34,00	19.800	17.420	-12,02
KENYA	45.000	60.250	33,89	22.500	36.749	63,33
NIGERIA	0	24.200	-	0	36.640	-
UGANDA	0	45	-	0	422	-
DJIBOUTI	0	39.300	-	0	23.580	-
SOUTH AFRICA	10.000	144.000	1.340,00	9.701	265.376	2.635,55
AUSTRALIA	139.548	56.022	-59,85	294.632	81.817	-72,23
NEW ZEALAND	248.644	241.507	-2,87	227.976	254.245	11,52
NORTHERN MARIANA ISLANDS	19	0	-100,00	12	0	-100,00
SAMOA	4.199	0	-100,00	3.664	0	-100,00
EAST TIMOR	0	20.400	-	0	22.542	-

TABEL 5. PERKEMBANGAN EKSPOR INDONESIA MENURUT KOMODITI DAN NEGARA TUJUAN

JENIS BARANG	BERAT BERSIH (KG)		PERUB	NILAI FOB (US \$)		PERUB
	JAN-MEI 2006	JAN-MEI 2007	%	JAN-MEI 2006	JAN-MEI 2007	%
(1)	(2)	(3)	(4)	(5)	(6)	(7)
UNITED STATES	1.112.211	1.357.170	22,02	1.290.789	2.095.977	62,38
CANADA	22.648	189.668	737,46	19.102	255.328	1.236,66
GUATEMALA	10.600	10.600	0,00	9.710	13.886	43,01
SURINAME	0	180	-	0	88	-
CHILE	21.999	40.000	81,83	29.172	51.500	76,54
UNITED KINGDOM	2.082.770	1.122.459	-46,11	2.803.783	1.498.086	-46,57
NETHERLANDS	1.101.857	687.876	-37,57	1.222.949	834.949	-31,73
GERMANY, FED. REP. OF	2.540.607	1.835.883	-27,74	2.649.101	2.071.527	-21,80
SWITZERLAND	23.016	0	-100,00	55.193	0	-100,00
FINLAND	0	71.000	-	0	89.740	-
IRELAND	37.200	24.800	-33,33	44.268	35.224	-20,43
ITALY	26.000	11.000	-57,69	46.300	12.320	-73,39
SPAIN	7.000	7.003	0,04	10.290	12.706	23,48
POLAND	305.650	385.323	26,07	271.421	394.852	45,48
KAZAKHSTAN	25.025	0	-100,00	32.038	0	-100,00
UKRAINE	465.471	240.406	-48,35	487.960	352.577	-27,74
LATVIA	54.884	30.318	-44,76	81.536	49.255	-39,59
RUSSIA FEDERATION	3.647.745	2.857.165	-21,67	3.997.752	4.110.071	2,81
<b>-LADA HITAM</b>	<b>7.935.501</b>	<b>5.083.733</b>	<b>-35,94</b>	<b>10.484.233</b>	<b>12.955.742</b>	<b>23,57</b>
JAPAN	58.174	122.114	109,91	126.960	288.269	127,05
HONG KONG	18.156	31.000	70,74	25.077	84.560	237,20
KOREA, REPUBLIC OF	0	90.077	-	0	290.235	-
TAIWAN	56.000	75.450	34,73	78.800	197.950	151,21
SINGAPORE	414.000	418.143	1,00	524.990	650.160	23,84
PHILIPPINES	1.133	659	-41,84	1.763	1.038	-41,12
MALAYSIA	26.263	72.387	175,62	24.114	153.486	536,50
VIET NAM	0	97.498	-	0	202.218	-
INDIA	462.000	255.533	-44,69	468.927	566.325	20,77
PAKISTAN	0	29.881	-	0	74.261	-
EGYPT	0	8.095	-	0	4.000	-
NIGER	20.000	20.000	0,00	28.000	42.000	50,00
SOUTH AFRICA	0	35.938	-	0	52.850	-
AUSTRALIA	75.000	26.460	-64,72	114.060	118.384	3,79
UNITED STATES	6.184.482	3.504.000	-43,34	8.302.028	9.304.777	12,08
CANADA	75.109	113.058	50,53	98.185	358.750	265,38
DOMINICA	4.113	0	-100,00	6.651	0	-100,00
UNITED KINGDOM	976	0	-100,00	2.391	0	-100,00
NETHERLANDS	102.000	70.705	-30,68	152.839	256.464	67,80
FRANCE	25.095	38.000	51,42	29.230	101.275	246,48
GERMANY, FED. REP. OF	45.000	60.000	33,33	74.899	153.000	104,28
ROMANIA	8.000	0	-100,00	1.000	0	-100,00
BULGARIA	23.000	0	-100,00	21.000	0	-100,00
UKRAINE	185.000	0	-100,00	215.780	0	-100,00
RUSSIA FEDERATION	152.000	14.735	-90,31	187.539	55.740	-70,28
<b>-LADA PUTIH</b>	<b>5.236.836</b>	<b>5.660.253</b>	<b>8,09</b>	<b>11.070.171</b>	<b>22.691.851</b>	<b>104,98</b>
JAPAN	300.000	450.647	50,22	712.102	1.806.972	153,75
HONG KONG	32.500	31.192	-4,02	71.588	109.475	52,92
KOREA, REPUBLIC OF	0	45.288	-	0	191.110	-
TAIWAN	81.000	88.000	8,64	172.112	327.447	90,25
CHINA	72.000	0	-100,00	68.544	0	-100,00
SINGAPORE	2.228.416	1.367.060	-38,65	4.846.124	5.435.850	12,17
PHILIPPINES	1	2.704	270.300,00	1	4.889	488.800,00
MALAYSIA	83.257	175.671	111,00	93.734	680.265	625,74
VIET NAM	0	218.316	-	0	987.133	-
INDIA	188.600	155.254	-17,68	389.596	622.861	59,87
SAUDI ARABIA	0	17.000	-	0	84.150	-
SOUTH AFRICA	0	15.000	-	0	53.250	-
AUSTRALIA	1.905	30.000	1.474,80	4.260	142.150	3.236,85
EAST TIMOR	0	4	-	0	8	-
UNITED STATES	772.612	1.015.000	31,37	1.563.274	4.139.106	164,77
CANADA	95	0	-100,00	295	0	-100,00
DOMINICAN REPUBLIC	0	10.042	-	0	27.800	-
UNITED KINGDOM	90.000	15.000	-83,33	193.050	68.825	-64,35
NETHERLANDS	538.000	1.020.071	89,60	1.148.894	3.983.296	246,71
GERMANY, FED. REP. OF	735.000	904.000	22,99	1.561.681	3.654.589	134,02
BELGIUM	75.000	68.000	-9,33	158.175	243.150	53,72
ITALY	31.000	0	-100,00	77.700	0	-100,00
PORTUGAL	0	7.004	-	0	10.500	-
POLAND	0	25.000	-	0	119.025	-
BULGARIA	7.450	0	-100,00	9.041	0	-100,00
<b>-KAYU MANIS DAN BUNGANYA</b>	<b>15.048.624</b>	<b>10.814.349</b>	<b>-28,14</b>	<b>9.055.285</b>	<b>7.987.592</b>	<b>-11,79</b>
JAPAN	11.220	10.325	-7,98	15.969	12.978	-18,73
KOREA, REPUBLIC OF	34.994	37.540	7,28	32.948	37.389	13,48
TAIWAN	8.939	11.602	29,79	6.241	9.318	49,30
CHINA	72.000	31.350	-56,46	54.720	24.060	-56,03

TABEL 5. PERKEMBANGAN EKSPOR INDONESIA MENURUT KOMODITI DAN NEGARA TUJUAN

JENIS BARANG	BERAT BERSIH (KG)		PERUB	NILAI FOB (US \$)		PERUB
	JAN-MEI 2006	JAN-MEI 2007	%	JAN-MEI 2006	JAN-MEI 2007	%
(1)	(2)	(3)	(4)	(5)	(6)	(7)
THAILAND	690.999	961.128	39,09	412.668	663.786	60,85
SINGAPORE	231.242	381.019	64,77	163.465	225.407	37,89
PHILIPPINES	192	441	129,69	298	795	166,78
MALAYSIA	480.483	437.371	-8,97	280.785	263.597	-6,12
VIET NAM	0	17.999	-	0	9.238	-
MALDIVES	301	0	-100,00	464	0	-100,00
INDIA	483.686	285.724	-40,93	379.289	237.995	-37,25
PAKISTAN	0	17.000	-	0	11.050	-
IRAN (ISLAMIC REPUBLIC OF)	0	64.000	-	0	49.600	-
SAUDI ARABIA	8.491	10.000	17,77	3.010	2.500	-16,94
JORDAN	0	48.000	-	0	14.400	-
LEBANON	8.000	0	-100,00	5.120	0	-100,00
SYRIA ARAB REPUBLIC	8.189	75.000	815,86	6.656	41.360	521,39
TURKEY	207.999	150.000	-27,88	94.835	80.661	-14,95
UNITED ARAB EMIRATES	104.510	325.850	211,79	54.347	127.301	134,24
EGYPT	11	85.410	776.354,55	5.500	54.593	892,60
LIBYAN ARAB JAMAHIRIYA	0	22.000	-	0	11.550	-
MOROCCO	72.500	36.000	-50,34	29.475	9.600	-67,43
TUNISIA	0	48.950	-	0	42.064	-
ALGERIA	20.299	209.401	931,58	19.765	122.157	518,05
REUNION	0	10.385	-	0	5.816	-
SOUTH AFRICA	0	37.999	-	0	26.755	-
MAURITIUS	23.199	5.999	-74,14	8.650	5.488	-36,55
AUSTRALIA	34.951	243	-99,30	34.835	269	-99,23
NEW ZEALAND	0	76	-	0	844	-
EAST TIMOR	0	10.000	-	0	5.505	-
UNITED STATES	7.079.096	4.581.969	-35,27	4.392.980	3.875.589	-11,78
CANADA	267.356	196.999	-26,32	151.318	144.065	-4,79
MEXICO	70.000	17.000	-75,71	44.115	12.425	-71,83
PANAMA	11.000	0	-100,00	8.019	0	-100,00
VENEZUELA	204.999	17.000	-91,71	108.345	12.495	-88,47
BRAZIL	706.991	458.057	-35,21	320.635	278.856	-13,03
PUERTO RICO	0	9.500	-	0	8.865	-
DOMINICAN REPUBLIC	672.079	378.336	-43,71	268.912	207.836	-22,71
COSTA RICA	20.000	0	-100,00	13.000	0	-100,00
DOMINICA	721	36.000	4.893,07	1.013	6.480	539,68
UNITED KINGDOM	56.000	13.100	-76,61	47.267	16.915	-64,21
NETHERLANDS	1.656.290	445.591	-73,10	936.513	329.249	-64,84
FRANCE	157.999	237.000	50,00	97.231	206.051	111,92
GERMANY, FED. REP. OF	523.392	296.730	-43,31	393.817	253.820	-35,55
BELGIUM	220.765	66.105	-70,06	134.571	35.237	-73,82
DENMARK	28.010	18.000	-35,74	16.334	9.700	-40,61
NORWAY	9.000	18.000	100,00	4.070	17.097	320,07
SWEDEN	82.799	1	-100,00	41.310	4	-99,99
FINLAND	40.001	19.999	-50,00	21.058	12.353	-41,34
ITALY	39.393	74.788	89,85	40.251	77.663	92,95
SPAIN	95.997	78.800	-17,91	44.600	44.433	-0,37
PORTUGAL	152.998	117.520	-23,19	96.640	80.373	-16,83
GREECE	281.239	201.997	-28,18	186.906	146.698	-21,51
POLAND	95.000	119.300	25,58	38.720	78.193	101,94
ROMANIA	29.000	26.726	-7,84	16.835	9.219	-45,24
BULGARIA	2.294	0	-100,00	1.950	0	-100,00
RUSSIA FEDERATION	44.000	55.019	25,04	19.835	27.900	40,66
<b>-BIJI PALA &amp; BUNGANYA DAN KAPULA</b>	<b>7.850.535</b>	<b>8.142.312</b>	<b>3,72</b>	<b>19.983.605</b>	<b>23.569.413</b>	<b>17,94</b>
JAPAN	213.788	217.539	1,75	1.497.220	1.641.257	9,62
HONG KONG	135.324	19.508	-85,58	316.467	33.313	-89,47
KOREA, REPUBLIC OF	45.820	163.932	257,77	79.576	235.598	196,07
TAIWAN	11.200	4.662	-58,38	9.050	5.345	-40,94
CHINA	79.475	28.018	-64,75	43.712	10.372	-76,27
THAILAND	68.254	68.495	0,35	248.725	278.034	11,78
SINGAPORE	445.388	433.485	-2,67	1.681.136	1.959.981	16,59
PHILIPPINES	8.340	20.742	148,71	13.022	43.683	235,46
MALAYSIA	434.525	419.815	-3,39	611.410	944.411	54,46
MYANMAR (FORM. BURMA)	0	19.990	-	0	51.073	-
VIET NAM	2.852.533	3.175.954	11,34	3.983.539	3.840.972	-3,58
INDIA	711.188	503.206	-29,24	2.084.545	1.471.083	-29,43
PAKISTAN	97.549	50.174	-48,57	324.582	264.649	-18,46
BANGLADESH	15.960	64.162	302,02	95.760	332.055	246,76
SAUDI ARABIA	32.331	46.813	44,79	13.397	27.291	103,71
KUWAIT	0	799	-	0	2.231	-
LEBANON	0	14.999	-	0	61.000	-
YEMEN	5.815	0	-100,00	5.250	0	-100,00
UNITED ARAB EMIRATES	20.060	28.157	40,36	26.696	42.932	60,82
QATAR	0	585	-	0	654	-
MOROCCO	7.525	58.328	675,12	24.173	182.906	656,65
GHANA	15.000	30.000	100,00	56.150	152.500	171,59
NIGERIA	46.660	15.000	-67,85	72.050	99.000	37,40

TABEL 5. PERKEMBANGAN EKSPOR INDONESIA MENURUT KOMODITI DAN NEGARA TUJUAN

JENIS BARANG	BERAT BERSIH (KG)		PERUB	NILAI FOB (US \$)		PERUB
	JAN-MEI 2006	JAN-MEI 2007	%	JAN-MEI 2006	JAN-MEI 2007	%
(1)	(2)	(3)	(4)	(5)	(6)	(7)
BENIN	29.922	36.746	22,81	20.115	10.775	-46,43
SOUTH AFRICA	47.048	39.000	-17,11	187.120	174.200	-6,90
AUSTRALIA	128.590	42.655	-66,83	52.706	124.023	135,31
NEW ZEALAND	134	0	-100,00	144	0	-100,00
UNITED STATES	509.271	358.659	-29,57	1.775.609	1.380.972	-22,23
CANADA	2.473	11.499	364,98	14.743	52.650	257,12
ARGENTINA	59.000	40.558	-31,26	158.565	120.578	-23,96
BRAZIL	57.297	14.000	-75,57	186.890	39.200	-79,03
DOMINICAN REPUBLIC	0	12.620	-	0	34.040	-
DOMINICA	22.124	0	-100,00	35.858	0	-100,00
UNITED KINGDOM	7.695	0	-100,00	18.844	0	-100,00
NETHERLANDS	987.400	1.029.593	4,27	3.590.668	4.505.323	25,47
FRANCE	136.499	24.499	-82,05	459.105	142.525	-68,96
GERMANY, FED. REP. OF	217.478	372.997	71,51	926.491	1.711.893	84,77
BELGIUM	140.470	450.797	220,92	551.656	2.342.658	324,66
ITALY	132.239	190.901	44,36	571.349	856.762	49,95
SPAIN	56.999	54.009	-5,25	64.375	186.489	189,69
PORTUGAL	15.000	0	-100,00	40.449	0	-100,00
BULGARIA	12.262	0	-100,00	14.881	0	-100,00
UKRAINE	0	13.500	-	0	40.712	-
RUSSIA FEDERATION	41.899	65.916	57,32	127.577	166.273	30,33
<b>-PANILI</b>	<b>54.283</b>	<b>60.863</b>	<b>12,12</b>	<b>1.038.522</b>	<b>783.863</b>	<b>-24,52</b>
JAPAN	52	370	611,54	1.444	11.683	709,07
HONG KONG	0	40	-	0	1.124	-
TAIWAN	0	320	-	0	5.490	-
SINGAPORE	318	60	-81,13	4.295	1.733	-59,65
MALAYSIA	6.050	480	-92,07	14.090	3.850	-72,68
AUSTRALIA	100	100	0,00	4.000	2.245	-43,88
NEW ZEALAND	100	0	-100,00	3.500	0	-100,00
UNITED STATES	37.586	49.316	31,21	793.198	626.848	-20,97
CANADA	5.119	4.473	-12,62	20.250	20.000	-1,23
BRAZIL	0	398	-	0	9.020	-
DOMINICA	330	370	12,12	11.045	13.087	18,49
UNITED KINGDOM	1.124	1.672	48,75	52.489	46.272	-11,84
NETHERLANDS	0	117	-	0	1.042	-
FRANCE	300	0	-100,00	2.100	0	-100,00
GERMANY, FED. REP. OF	3.158	2.755	-12,76	130.401	35.647	-72,66
SWITZERLAND	46	392	752,17	1.710	5.822	240,47
<b>-LAINNYA</b>	<b>9.566.320</b>	<b>5.030.960</b>	<b>-47,41</b>	<b>15.532.142</b>	<b>8.029.757</b>	<b>-48,30</b>
JAPAN	247.762	151.097	-39,02	625.931	197.194	-68,50
HONG KONG	111.198	16.724	-84,96	220.185	82.001	-62,76
KOREA, REPUBLIC OF	157.015	61.522	-60,82	158.732	68.441	-56,88
TAIWAN	33.851	70.309	107,70	21.720	146.008	572,23
CHINA	521.649	62.777	-87,97	660.023	101.182	-84,67
THAILAND	10.090	32.950	226,56	40.843	135.092	230,76
SINGAPORE	2.611.178	679.322	-73,98	3.234.327	604.636	-81,31
PHILIPPINES	34	0	-100,00	164	0	-100,00
MALAYSIA	1.020.599	344.687	-66,23	487.418	404.602	-16,99
MYANMAR (FORM. BURMA)	0	7.490	-	0	1.397	-
BRUNEI DARUSSALAM	0	1.543	-	0	211.847	-
NEPAL	108.000	40.500	-62,50	137.590	64.448	-53,16
VIET NAM	552.388	954.082	72,72	424.484	982.907	131,55
INDIA	2.465.081	976.784	-60,38	6.874.860	1.206.767	-82,45
PAKISTAN	209.261	71.119	-66,01	313.553	101.943	-67,49
BANGLADESH	49.000	5.209	-89,37	70.000	18.304	-73,85
SAUDI ARABIA	267.856	708.495	164,51	787.558	1.732.591	120,00
KUWAIT	0	5.704	-	0	15.912	-
JORDAN	0	10.000	-	0	2.200	-
LEBANON	18.000	8.500	-52,78	3.906	2.508	-35,79
YEMEN	31.295	12.048	-61,50	48.387	35.715	-26,19
SYRIA ARAB REPUBLIC	80.000	57.899	-27,63	16.500	32.285	95,67
UNITED ARAB EMIRATES	329.305	135.018	-59,00	377.939	54.674	-85,53
QATAR	0	2.872	-	0	2.732	-
BAHRAIN	0	1.260	-	0	393	-
EGYPT	232.250	111.673	-51,92	96.007	45.547	-52,56
NIGERIA	0	13.950	-	0	21.330	-
BENIN	12.000	12.000	0,00	12	8.400	69.900,00
SOUTH AFRICA	24.525	0	-100,00	28.202	0	-100,00
AUSTRALIA	34.369	88.382	157,16	74.308	297.507	300,37
NEW ZEALAND	980	4.020	310,20	5.076	23.445	361,88
EAST TIMOR	417	0	-100,00	225	0	-100,00
UNITED STATES	106.812	151.618	41,95	239.693	657.472	174,30
CANADA	21.688	98	-99,55	31.368	389	-98,76
BRAZIL	3.019	22.021	629,41	12.600	137.576	991,87
UNITED KINGDOM	26.690	0	-100,00	119.078	0	-100,00
NETHERLANDS	209.674	96.907	-53,78	363.425	312.010	-14,15



TABEL 5. PERKEMBANGAN EKSPOR INDONESIA MENURUT KOMODITI DAN NEGARA TUJUAN

JENIS BARANG	BERAT BERSIH (KG)		PERUB	NILAI FOB (US \$)		PERUB
	JAN-MEI 2006	JAN-MEI 2007	%	JAN-MEI 2006	JAN-MEI 2007	%
(1)	(2)	(3)	(4)	(5)	(6)	(7)
FRANCE	7.800	25.292	224,26	9.215	164.889	1.689,35
GERMANY, FED. REP. OF	8.400	43.645	419,58	2.260	135.551	5.897,83
BELGIUM	41.750	30.200	-27,66	30.951	8.200	-73,51
SWEDEN	0	2	-	0	7	-
ITALY	1.954	108	-94,47	2.891	315	-89,10
SPAIN	0	7.000	-	0	2.965	-
BULGARIA	2.380	0	-100,00	2.890	0	-100,00
UKRAINE	8.050	6.000	-25,47	9.821	8.086	-17,67
RUSSIA FEDERATION	0	133	-	0	289	-
<b>TEBAKAU</b>	<b>13.798.116</b>	<b>11.265.986</b>	<b>-18,35</b>	<b>31.836.875</b>	<b>25.350.279</b>	<b>-20,37</b>
JAPAN	880	1.667	89,43	50	8.844	17.588,00
HONG KONG	38.400	0	-100,00	158.096	0	-100,00
KOREA, REPUBLIC OF	141	0	-100,00	13.730	0	-100,00
CHINA	0	23.760	-	0	28.512	-
SINGAPORE	209.480	76.322	-63,57	141.699	85.859	-39,41
PHILIPPINES	227.097	735.226	223,75	227.741	833.025	265,78
MALAYSIA	179.057	651.533	263,87	185.199	571.160	208,40
VIET NAM	57.620	257.400	346,72	30.929	167.310	440,95
PAKISTAN	0	403	-	0	705	-
SRI LANKA	121.731	125.255	2,89	1.661.223	1.822.020	9,68
EGYPT	354.321	352.711	-0,45	293.472	376.468	28,28
COTE D'IVOIRE	9.000	0	-100,00	6.363	0	-100,00
SOUTH AFRICA	60.000	20.000	-66,67	40.000	16.000	-60,00
AUSTRALIA	118.800	0	-100,00	154.440	0	-100,00
UNITED STATES	2.166.795	927.491	-57,20	2.133.390	954.355	-55,27
HONDURAS	19.866	5.704	-71,29	53.849	135.137	150,96
NICARAGUA	99.123	0	-100,00	267.770	0	-100,00
ARGENTINA	2.160	200	-90,74	2.484	1.817	-26,85
PARAGUAY	40.000	120.000	200,00	26.000	96.000	269,23
PUERTO RICO	306.021	234.024	-23,53	265.527	504.902	90,15
DOMINICAN REPUBLIC	202.993	14.340	-92,94	1.648.366	158.654	-90,38
UNITED KINGDOM	421.740	240.840	-42,89	629.047	136.350	-78,32
NETHERLANDS	1.275.855	660.621	-48,22	1.990.999	1.661.835	-16,53
FRANCE	745.152	612.123	-17,85	962.050	922.123	-4,15
GERMANY, FED. REP. OF	771.289	1.683.002	118,21	8.162.974	7.623.214	-6,61
BELGIUM	2.882.075	1.867.136	-35,22	5.499.074	6.370.334	15,84
SWITZERLAND	0	733	-	0	29.881	-
DENMARK	99.338	84.218	-15,22	204.638	447.232	118,55
NORWAY	57.661	59.539	3,26	107.827	179.213	66,20
IRELAND	99.000	136.620	38,00	227.700	328.284	44,17
ITALY	0	164.685	-	0	339.877	-
SPAIN	406.194	45.535	-88,79	5.324.317	304.727	-94,28
PORTUGAL	500	500	0,00	3.313	4.180	26,17
GREECE	440	0	-100,00	110	0	-100,00
POLAND	39.837	37.272	-6,44	36.077	55.216	53,05
KAZAKHSTAN	19.800	0	-100,00	8.514	0	-100,00
UKRAINE	355.156	238.363	-32,88	133.878	153.085	14,35
LATVIA	0	166.075	-	0	24.911	-
RUSSIA FEDERATION	2.410.594	1.722.688	-28,54	1.236.029	1.009.049	-18,36
<b>BIJI COKLAT</b>	<b>157.322.851</b>	<b>136.620.884</b>	<b>-13,16</b>	<b>187.233.641</b>	<b>191.150.239</b>	<b>2,09</b>
JAPAN	109.000	0	-100,00	194.250	0	-100,00
CHINA	5.810.749	6.568.485	13,04	7.527.817	9.314.376	23,73
THAILAND	3.298.976	2.646.000	-19,79	4.064.487	1.930.764	-52,50
SINGAPORE	18.573.177	13.689.457	-26,29	23.711.028	21.051.261	-11,22
PHILIPPINES	0	32.000	-	0	1.608	-
MALAYSIA	81.790.897	77.353.244	-5,43	94.617.950	109.858.433	16,11
INDIA	100.000	29.000	-71,00	138.830	16.030	-88,45
PAKISTAN	25.200	0	-100,00	4.788	0	-100,00
SRI LANKA	150.000	0	-100,00	225.225	0	-100,00
SAUDI ARABIA	0	28.000	-	0	25.050	-
EGYPT	0	60.000	-	0	27.000	-
MAURITIUS	200.000	0	-100,00	262.277	0	-100,00
UNITED STATES	41.058.680	26.902.929	-34,48	48.655.583	36.391.849	-25,21
BRAZIL	4.499.339	0	-100,00	5.437.792	0	-100,00
COLOMBIA	0	6.950.000	-	0	8.745.200	-
NETHERLANDS	362.911	258.813	-28,68	540.650	411.131	-23,96
FRANCE	0	8	-	0	15	-
GERMANY, FED. REP. OF	812.500	302.990	-62,71	1.192.372	418.087	-64,94
BELGIUM	498.722	1.407.500	182,22	647.512	2.413.655	272,76
SWEDEN	0	9	-	0	221	-
ITALY	0	12.449	-	0	18.997	-
SPAIN	0	180.000	-	0	192.062	-
POLAND	0	200.000	-	0	334.500	-
UKRAINE	32.700	0	-100,00	13.080	0	-100,00
<b>-IKAN TONGKOL/TUNA</b>	<b>14.836.525</b>	<b>22.676.952</b>	<b>52,85</b>	<b>44.861.075</b>	<b>54.534.610</b>	<b>21,56</b>

TABEL 5. PERKEMBANGAN EKSPOR INDONESIA MENURUT KOMODITI DAN NEGARA TUJUAN

JENIS BARANG	BERAT BERSIH (KG)		PERUB	NILAI FOB (US \$)		PERUB
	JAN-MEI 2006	JAN-MEI 2007	%	JAN-MEI 2006	JAN-MEI 2007	%
(1)	(2)	(3)	(4)	(5)	(6)	(7)
JAPAN	7.789.003	7.037.834	-9,64	29.535.107	28.002.618	-5,19
HONG KONG	131.039	994.789	659,15	192.296	1.126.256	485,69
KOREA, DEMOCRATIC PEOPLE'S REPL	1.067	0	-100,00	5.335	0	-100,00
KOREA, REPUBLIC OF	96.073	499.322	419,73	131.831	1.628.598	1.135,37
TAIWAN	185.790	1.235.196	564,83	232.593	1.039.860	347,07
CHINA	376.426	1.643.992	336,74	403.611	831.469	106,01
THAILAND	1.276.462	3.327.682	160,70	987.752	3.586.802	263,13
SINGAPORE	1.352.012	1.554.118	14,95	3.924.591	3.325.266	-15,27
PHILIPPINES	208.017	1.214.555	483,87	149.609	366.886	145,23
MALAYSIA	109.435	210.989	92,80	60.979	281.121	361,01
VIET NAM	332.201	679.065	104,41	472.631	1.116.796	136,29
PAKISTAN	78.000	0	-100,00	62.400	0	-100,00
SAUDI ARABIA	0	500	-	0	6.475	-
KUWAIT	0	55.996	-	0	55.996	-
JORDAN	2.704	500	-81,51	14.096	5.717	-59,44
LEBANON	48.159	500	-98,96	42.849	2.000	-95,33
UNITED ARAB EMIRATES	1.931	6.267	224,55	5.630	32.232	472,50
EGYPT	0	25.321	-	0	91.148	-
MOROCCO	0	201	-	0	201	-
KENYA	0	108	-	0	129.600	-
REUNION	12.000	0	-100,00	55.800	0	-100,00
SENEGAL	0	135.000	-	0	127.690	-
BENIN	0	26.530	-	0	248.880	-
SOUTH AFRICA	0	25.997	-	0	22.098	-
MAURITIUS	30.410	0	-100,00	56.466	0	-100,00
AUSTRALIA	86.847	23.915	-72,46	369.716	138.851	-62,44
EAST TIMOR	0	29.010	-	0	29.010	-
UNITED STATES	1.424.692	2.238.989	57,16	4.558.701	8.854.102	94,22
CANADA	1.060	17.801	1.579,34	8.576	190.597	2.122,45
MEXICO	185.145	141.506	-23,57	374.625	1.132.149	202,21
PANAMA	0	378.000	-	0	333.610	-
URUGUAY	0	54.592	-	0	9.281	-
TRINIDAD AND TOBAGO	0	612.000	-	0	565.490	-
PUERTO RICO	13.253	0	-100,00	51.280	0	-100,00
UNITED KINGDOM	171.513	42.244	-75,37	176.045	138.238	-21,48
NETHERLANDS	497.697	202.332	-59,35	1.676.696	101.200	-93,96
FRANCE	53.926	0	-100,00	245.347	0	-100,00
GERMANY, FED. REP. OF	67.042	17.050	-74,57	139.043	141.552	1,80
AUSTRIA	0	11.000	-	0	11.000	-
BELGIUM	208.220	95.798	-53,99	514.492	357.735	-30,47
SWITZERLAND	1	0	-100,00	1	0	-100,00
MONACO	0	17.195	-	0	70.752	-
DENMARK	17.827	20.013	12,26	13.411	25.463	89,87
ITALY	35.999	0	-100,00	203.376	0	-100,00
SPAIN	34.501	0	-100,00	171.931	0	-100,00
POLAND	0	48.000	-	0	339.950	-
RUSSIA FEDERATION	8.073	53.045	557,07	24.259	67.921	179,98
<b>-UBUR-UBUR</b>	<b>1.099.963</b>	<b>2.199.632</b>	<b>99,97</b>	<b>2.456.274</b>	<b>4.198.460</b>	<b>70,93</b>
JAPAN	166.477	361.596	117,20	663.510	1.243.427	87,40
HONG KONG	26.384	90.636	243,53	84.643	245.445	189,98
KOREA, REPUBLIC OF	376.393	234.890	-37,59	602.389	388.053	-35,58
TAIWAN	54.829	55.940	2,03	130.525	88.853	-31,93
CHINA	125.506	427.275	240,44	184.816	233.772	26,49
MACAU	0	35	-	0	771	-
THAILAND	0	1.969	-	0	5.234	-
SINGAPORE	25.441	17.324	-31,91	46.163	41.230	-10,69
PHILIPPINES	0	165	-	0	835	-
MALAYSIA	7.009	13.393	91,08	6.025	35.943	496,56
VIET NAM	40.292	7.000	-82,63	129.423	18.033	-86,07
IRAN (ISLAMIC REPUBLIC OF)	0	1.210	-	0	5.135	-
SAUDI ARABIA	0	710	-	0	6.604	-
KUWAIT	0	1.992	-	0	4.481	-
JORDAN	0	474	-	0	912	-
TURKEY	0	1.087	-	0	4.155	-
UNITED ARAB EMIRATES	0	538	-	0	1.340	-
EGYPT	0	18	-	0	151	-
SOUTH AFRICA	78.374	46.634	-40,50	197.907	129.111	-34,76
AUSTRALIA	2.040	480	-76,47	6.847	1.819	-73,43
NEW ZEALAND	36	828	2.200,00	100	1.659	1.559,00
EAST TIMOR	0	1.190	-	0	3.345	-
UNITED STATES	93.522	408.740	337,05	221.567	744.176	235,87
CANADA	78.972	207.316	162,52	152.042	434.552	185,81
UNITED KINGDOM	2.834	47.251	1.567,29	1.771	65.653	3.607,11
NETHERLANDS	396	47.397	11.868,94	732	164.831	22.417,90
FRANCE	5.465	51.515	842,63	14.368	70.269	389,07
GERMANY, FED. REP. OF	6.325	80.979	1.180,30	7.110	107.971	1.418,58
AUSTRIA	0	2.758	-	0	8.596	-

TABEL 5. PERKEMBANGAN EKSPOR INDONESIA MENURUT KOMODITI DAN NEGARA TUJUAN

JENIS BARANG	BERAT BERSIH (KG)		PERUB	NILAI FOB (US \$)		PERUB
	JAN-MEI 2006	JAN-MEI 2007	%	JAN-MEI 2006	JAN-MEI 2007	%
(1)	(2)	(3)	(4)	(5)	(6)	(7)
BELGIUM	0	14.524	-	0	43.808	-
SWITZERLAND	306	7.027	2.196,41	564	10.540	1.768,79
DENMARK	1.441	3.228	124,01	908	2.722	199,78
NORWAY	0	143	-	0	566	-
SWEDEN	159	1.876	1.079,87	625	2.913	366,08
FINLAND	0	300	-	0	479	-
ITALY	7.468	35.588	376,54	3.539	44.611	1.160,55
SPAIN	64	4.799	7.398,44	180	4.760	2.544,44
PORTUGAL	0	1.460	-	0	2.086	-
GREECE	0	1.539	-	0	3.529	-
HUNGARY	0	1.793	-	0	2.098	-
POLAND	0	1.551	-	0	3.142	-
ROMANIA	0	374	-	0	958	-
UKRAINE	0	433	-	0	688	-
LITHUANIA	0	1.758	-	0	3.318	-
ESTONIA	0	285	-	0	563	-
CROATIA	0	843	-	0	977	-
CZECH REPUBLIC	230	1.545	571,74	520	4.259	719,04
RUSSIA FEDERATION	0	9.226	-	0	10.087	-
<b>-KEPITING, KERANG-KERANGAN</b>	<b>19.796.159</b>	<b>27.350.769</b>	<b>38,16</b>	<b>56.455.878</b>	<b>69.638.991</b>	<b>23,35</b>
JAPAN	468.123	537.264	14,77	1.433.973	1.704.795	18,89
HONG KONG	1.061.551	2.839.431	167,48	2.364.815	5.079.888	114,81
KOREA, REPUBLIC OF	685.704	1.113.913	62,45	1.234.071	1.564.212	26,75
TAIWAN	551.051	440.050	-20,14	794.653	483.078	-39,21
CHINA	2.744.145	5.752.901	109,64	1.579.252	3.067.440	94,23
THAILAND	4.323.948	3.195.192	-26,10	1.147.887	3.306.206	188,03
SINGAPORE	1.194.008	2.522.991	111,30	2.357.018	3.203.007	35,89
PHILIPPINES	853	1.161	36,11	16.585	22.370	34,88
MALAYSIA	1.301.554	1.235.148	-5,10	1.669.547	1.546.419	-7,37
MYANMAR (FORM. BURMA)	420	0	-100,00	840	0	-100,00
VIET NAM	403.092	461.238	14,42	502.490	710.322	41,36
INDIA	39.600	329.740	732,68	78.115	796.682	919,88
SRI LANKA	24.800	0	-100,00	15.273	0	-100,00
SAUDI ARABIA	77	0	-100,00	183	0	-100,00
LEBANON	1.227	0	-100,00	953	0	-100,00
TURKEY	0	23.113	-	0	82.494	-
UNITED ARAB EMIRATES	26	0	-100,00	190	0	-100,00
QATAR	0	1.000	-	0	8.551	-
CYPRUS	10.366	31.046	199,50	19.675	86.972	342,04
EGYPT	22.589	44.434	96,71	60.047	46.596	-22,40
SUDAN	0	440	-	0	880	-
SENEGAL	0	78.543	-	0	214.610	-
AUSTRALIA	83.892	292.926	249,17	493.401	762.162	54,47
UNITED STATES	4.144.672	4.622.113	11,52	35.726.541	36.914.071	3,32
CANADA	242.415	189.443	-21,85	784.781	595.489	-24,12
MEXICO	11.751	74.264	531,98	38.900	209.356	438,19
PANAMA	31.158	59.533	91,07	77.440	181.293	134,11
VENEZUELA	0	196	-	0	72	-
ARGENTINA	20.471	0	-100,00	56.981	0	-100,00
BRAZIL	85	0	-100,00	60	0	-100,00
PUERTO RICO	99.297	296.451	198,55	313.753	1.023.222	226,12
MARTINIQUE	709	13.074	1.744,01	1.920	54.978	2.763,44
UNITED KINGDOM	46.449	5.053	-89,12	254.993	4.670	-98,17
NETHERLANDS	65.898	129.529	96,56	408.692	976.564	138,95
FRANCE	28.670	102.215	256,52	53.098	297.276	459,86
GERMANY, FED. REP. OF	113.808	10.302	-90,95	223.018	28.434	-87,25
AUSTRIA	100	0	-100,00	300	0	-100,00
BELGIUM	74.713	60.437	-19,11	204.313	169.960	-16,81
SWITZERLAND	1.000	0	-100,00	168	0	-100,00
DENMARK	0	7.794	-	0	26.986	-
NORWAY	90	699	676,67	225	339	50,67
SWEDEN	0	814	-	0	1.628	-
ITALY	1.258.093	2.333.272	85,46	2.634.355	5.277.796	100,34
SPAIN	453.425	192.254	-57,60	1.161.048	293.124	-74,75
PORTUGAL	235.171	195.651	-16,80	605.032	554.546	-8,34
GREECE	19.997	24.000	20,02	67.680	69.600	2,84
UKRAINE	0	24.960	-	0	9.984	-
LATVIA	756	3.701	389,55	3.651	15.600	327,28
CROATIA	30.405	60.044	97,48	69.961	182.092	160,28
MALTA	0	18.167	-	0	51.754	-
RUSSIA FEDERATION	0	26.272	-	0	13.473	-
<b>-BEKICOT</b>	<b>1.247.194</b>	<b>1.507.506</b>	<b>20,87</b>	<b>2.179.979</b>	<b>2.057.387</b>	<b>-5,62</b>
JAPAN	0	10.680	-	0	33.100	-
HONG KONG	76.538	65.520	-14,40	151.220	67.280	-55,51
KOREA, REPUBLIC OF	23.215	41.902	80,50	58.044	104.202	79,52
TAIWAN	672.586	524.469	-22,02	827.725	618.178	-25,32

TABEL 5. PERKEMBANGAN EKSPOR INDONESIA MENURUT KOMODITI DAN NEGARA TUJUAN

JENIS BARANG	BERAT BERSIH (KG)		PERUB	NILAI FOB (US \$)		PERUB
	JAN-MEI 2006	JAN-MEI 2007	%	JAN-MEI 2006	JAN-MEI 2007	%
(1)	(2)	(3)	(4)	(5)	(6)	(7)
CHINA	37.650	27.235	-27,66	20.708	73.105	253,03
THAILAND	612	0	-100,00	1.674	0	-100,00
SINGAPORE	64.105	412.764	543,89	169.918	322.013	89,51
MALAYSIA	14.044	44.349	215,79	7.788	26.083	234,91
SOUTH AFRICA	92.133	41.524	-54,93	225.200	90.101	-59,99
UNITED STATES	15.840	54.284	242,70	42.075	64.713	53,80
CANADA	90.234	122.175	35,40	219.047	289.188	32,02
UNITED KINGDOM	749	0	-100,00	1.625	0	-100,00
FRANCE	119.096	70.994	-40,39	373.172	224.231	-39,91
GERMANY, FED. REP. OF	0	13.213	-	0	38.293	-
BELGIUM	39.997	59.997	50,00	80.900	94.900	17,31
DENMARK	0	18.400	-	0	12.000	-
NORWAY	42	0	-100,00	143	0	-100,00
SWEDEN	51	0	-100,00	95	0	-100,00
PORTUGAL	39	0	-100,00	75	0	-100,00
GREECE	6	0	-100,00	16	0	-100,00
HUNGARY	53	0	-100,00	114	0	-100,00
POLAND	104	0	-100,00	222	0	-100,00
LITHUANIA	12	0	-100,00	38	0	-100,00
RUSSIA FEDERATION	88	0	-100,00	180	0	-100,00
<b>-IKAN LAINNYA</b>	<b>250.924.189</b>	<b>97.260.508</b>	<b>-61,24</b>	<b>100.040.840</b>	<b>101.675.833</b>	<b>1,63</b>
JAPAN	2.667.169	4.027.952	51,02	5.310.920	15.824.334	197,96
HONG KONG	4.395.516	7.078.503	61,04	11.572.025	16.481.176	42,42
KOREA, REPUBLIC OF	4.717.732	3.419.909	-27,51	4.145.256	4.581.023	10,51
TAIWAN	12.519.321	3.550.708	-71,64	8.265.743	4.575.002	-44,65
CHINA	39.712.128	8.060.679	-79,70	10.261.283	4.623.202	-54,95
MACAU	60	349	481,67	1.500	3.600	140,00
PAPUA NEW GUINEA	0	20.000	-	0	5.000	-
THAILAND	149.616.608	31.697.816	-78,81	21.740.410	10.006.713	-53,97
SINGAPORE	16.845.679	17.619.209	4,59	13.869.790	16.074.705	15,90
PHILIPPINES	3.416.220	768.076	-77,52	1.451.558	802.147	-44,74
MALAYSIA	10.092.189	13.101.657	29,82	7.744.321	9.892.090	27,73
CAMBODIA	80	0	-100,00	500	0	-100,00
BRUNEI DARUSSALAM	0	2.677	-	0	5.280	-
VIET NAM	857.983	1.437.762	67,57	1.261.094	2.068.189	64,00
INDIA	0	54.010	-	0	35.307	-
SRI LANKA	15.025	111.240	640,37	6.100	117.946	1.833,54
IRAN (ISLAMIC REPUBLIC OF)	360	0	-100,00	414	0	-100,00
SAUDI ARABIA	23.525	5.115	-78,26	43.433	20.885	-51,91
KUWAIT	1.055	1.915	81,52	1.745	3.767	115,87
JORDAN	3.675	12.436	238,39	44.688	19.731	-55,85
LEBANON	281.252	118.109	-58,01	215.558	110.759	-48,62
YEMEN	15	0	-100,00	1.508	0	-100,00
OMAN	0	78.000	-	0	53.750	-
SYRIA ARAB REPUBLIC	2.604	5.786	122,20	16.726	8.408	-49,73
TURKEY	12.139	506	-95,83	16.994	1.475	-91,32
UNITED ARAB EMIRATES	25.536	207.300	711,80	16.672	303.060	1.717,78
QATAR	0	250	-	0	3.000	-
BAHRAIN	1.191	25.702	2.058,02	3.652	65.449	1.692,14
CYPRUS	2.410	842	-65,06	7.844	5.252	-33,04
EGYPT	34	168.809	496.397,06	27	135.804	502.877,78
ALGERIA	0	25.389	-	0	41.723	-
KENYA	26.500	0	-100,00	7.950	0	-100,00
REUNION	24.000	48.072	100,30	111.600	240.000	115,05
MOZAMBIQUE	0	88.048	-	0	109.980	-
GHANA	73.000	210.000	187,67	60.000	169.000	181,67
CONGO	0	16.188	-	0	18.175	-
SEYCHELLES	12.506	0	-100,00	7.086	0	-100,00
SAINT HELENA	2.000	0	-100,00	920	0	-100,00
SOUTH AFRICA	204	187.992	92.052,94	2.268	209.180	9.123,10
MAURITIUS	12.500	196.067	1.468,54	5.239	250.168	4.675,11
RWANDA	1.200	0	-100,00	3.000	0	-100,00
AUSTRALIA	777.164	1.122.375	44,42	1.296.768	2.167.200	67,12
NEW ZEALAND	1.431	1.326	-7,34	8.110	5.118	-36,89
GUAM	0	24.999	-	0	36.250	-
FIJI	40.500	14.000	-65,43	42.445	12.600	-70,31
SAMOA	0	145.258	-	0	149.986	-
EAST TIMOR	30	124	313,33	2.350	780	-66,81
UNITED STATES	2.038.058	1.866.791	-8,40	6.417.037	6.744.169	5,10
CANADA	45.950	31.822	-30,75	152.148	97.456	-35,95
MEXICO	0	39.597	-	0	60.741	-
PANAMA	648.000	167.180	-74,20	539.120	233.372	-56,71
SURINAME	148	0	-100,00	210	0	-100,00
VENEZUELA	0	309	-	0	175	-
ARGENTINA	0	37.916	-	0	213.373	-
BRAZIL	1.422	2.700	89,87	1.004	1.222	21,71
URUGUAY	0	75.920	-	0	62.720	-

TABEL 5. PERKEMBANGAN EKSPOR INDONESIA MENURUT KOMODITI DAN NEGARA TUJUAN

JENIS BARANG	BERAT BERSIH (KG)		PERUB	NILAI FOB (US \$)		PERUB
	JAN-MEI 2006	JAN-MEI 2007	%	JAN-MEI 2006	JAN-MEI 2007	%
(1)	(2)	(3)	(4)	(5)	(6)	(7)
PERU	52.000	523	-98,99	47.200	2.792	-94,08
TRINIDAD AND TOBAGO	27.000	0	-100,00	22.460	0	-100,00
PUERTO RICO	32.491	226.004	595,59	112.409	1.045.800	830,35
DOMINICAN REPUBLIC	50.027	73.956	47,83	140.930	293.572	108,31
CAYMAN ISLANDS	1.320	0	-100,00	1.016	0	-100,00
MARTINIQUE	12.903	21.969	70,26	34.904	64.487	84,76
NETHERLANDS ANTILLES	11.774	0	-100,00	120.728	0	-100,00
UNITED KINGDOM	383.405	173.577	-54,73	722.992	486.228	-32,75
NETHERLANDS	228.905	97.044	-57,61	667.525	175.703	-73,68
FRANCE	60.815	141.173	132,14	217.254	386.808	78,04
GERMANY, FED. REP. OF	71.852	42.796	-40,44	298.420	194.699	-34,76
AUSTRIA	3.277	3.833	16,97	19.971	19.527	-2,22
BELGIUM	142.235	66.680	-53,12	414.410	270.630	-34,70
SWITZERLAND	3.717	3.356	-9,71	10.933	10.582	-3,21
DENMARK	14.987	8.801	-41,28	68.891	27.403	-60,22
NORWAY	1.445	756	-47,68	7.128	2.620	-63,24
SWEDEN	2.404	4.391	82,65	31.899	43.495	36,35
FINLAND	0	168	-	0	353	-
ITALY	431.487	189.094	-56,18	981.626	681.786	-30,55
SPAIN	96.716	32.767	-66,12	228.128	539.028	136,28
PORTUGAL	14.300	16.890	18,11	45.384	49.359	8,76
GREECE	14.881	4.014	-73,03	13.530	13.624	0,69
HUNGARY	3.134	3.858	23,10	6.375	11.122	74,46
POLAND	287.115	10.880	-96,21	973.966	58.494	-93,99
ROMANIA	0	790	-	0	461	-
BULGARIA	160	0	-100,00	1.000	0	-100,00
UKRAINE	216	24.773	11.368,98	724	34.835	4.711,46
LITHUANIA	245	21.473	8.664,49	1.019	270.119	26.408,24
ESTONIA	36.064	72.793	101,84	127.666	84.678	-33,67
GEORGIA	500	0	-100,00	3.731	0	-100,00
CROATIA	0	172	-	0	214	-
MALTA	13.867	400	-97,12	8.872	2.912	-67,18
SLOVENIA	0	40	-	0	393	-
CZECH REPUBLIC	3.307	7.555	128,45	24.855	45.664	83,72
RUSSIA FEDERATION	7.521	132.592	1.662,96	27.878	208.003	646,12
<b>-BIJI BUNGA</b>	<b>104.105</b>	<b>23.659</b>	<b>-77,27</b>	<b>981.033</b>	<b>807.701</b>	<b>-17,67</b>
TAIWAN	37.880	0	-100,00	26.572	0	-100,00
CHINA	62.100	0	-100,00	21.735	0	-100,00
SINGAPORE	179	98	-45,25	327.583	207.311	-36,71
MALAYSIA	2.833	579	-79,56	6.075	1.716	-71,75
VIET NAM	0	1.206	-	0	1.606	-
INDIA	800	21.284	2.560,50	160	17.877	11.073,13
AUSTRALIA	0	245	-	0	582	-
UNITED KINGDOM	24	14	-41,67	64.647	26.671	-58,74
NETHERLANDS	234	187	-20,09	492.696	489.306	-0,69
FRANCE	51	36	-29,41	20.464	18.869	-7,79
DENMARK	4	10	150,00	21.101	43.763	107,40
<b>-BIJI KAPAS</b>	<b>329.754</b>	<b>14.918.378</b>	<b>4.424,09</b>	<b>47.192</b>	<b>3.792.101</b>	<b>7.935,47</b>
JAPAN	0	385.000	-	0	59.295	-
TAIWAN	329.754	202.180	-38,69	47.192	33.908	-28,15
MALAYSIA	0	14.331.169	-	0	3.698.868	-
GERMANY, FED. REP. OF	0	29	-	0	30	-
<b>-BIJI LAINNYA</b>	<b>64.928.867</b>	<b>32.354.448</b>	<b>-50,17</b>	<b>13.551.993</b>	<b>10.972.409</b>	<b>-19,03</b>
JAPAN	381.541	597.511	56,60	357.495	806.449	125,58
HONG KONG	133.407	269.470	101,99	134.161	351.733	162,17
KOREA, REPUBLIC OF	88.497	44.397	-49,83	51.074	32.336	-36,69
TAIWAN	385.295	357.965	-7,09	184.516	149.563	-18,94
CHINA	259.906	479.935	84,66	362.750	627.668	73,03
THAILAND	19.897.330	27.992	-99,86	562.953	250.216	-55,55
SINGAPORE	316.230	457.006	44,52	442.240	392.962	-11,14
PHILIPPINES	71.920	130.200	81,03	24.157	57.132	136,50
MALAYSIA	41.949.956	9.107.554	-78,29	9.949.070	2.789.313	-71,96
BRUNEI DARUSSALAM	98.443	4.786	-95,14	101.186	7.977	-92,12
VIET NAM	840.849	809.999	-3,67	690.188	577.438	-16,34
MALDIVES	43	0	-100,00	240	0	-100,00
INDIA	179.998	438.849	143,81	216.533	365.252	68,68
PAKISTAN	77.271	970	-98,74	7.950	2.720	-65,79
SAUDI ARABIA	2.615	0	-100,00	1.679	0	-100,00
JORDAN	126.081	590	-99,53	209.130	5.832	-97,21
UNITED ARAB EMIRATES	10.597	150	-98,58	9.500	1.300	-86,32
MAURITIUS	911	25.045	2.649,18	18.855	2.352	-87,53
AUSTRALIA	17.841	14.300	-19,85	30.010	30.605	1,98
VANUATU	268	0	-100,00	149	0	-100,00
EAST TIMOR	16.752	0	-100,00	14.476	0	-100,00
UNITED STATES	24.122	19.568	-18,88	78.952	105.926	34,17

TABEL 5. PERKEMBANGAN EKSPOR INDONESIA MENURUT KOMODITI DAN NEGARA TUJUAN

JENIS BARANG	BERAT BERSIH (KG)		PERUB	NILAI FOB (US \$)		PERUB
	JAN-MEI 2006	JAN-MEI 2007	%	JAN-MEI 2006	JAN-MEI 2007	%
(1)	(2)	(3)	(4)	(5)	(6)	(7)
CANADA	404	0	-100,00	105	0	-100,00
UNITED KINGDOM	0	17	-	0	17	-
NETHERLANDS	16.540	1.505.100	8.999,76	44.153	724.982	1.541,98
FRANCE	325	0	-100,00	306	0	-100,00
GERMANY, FED. REP. OF	2.521	3.847.050	152.500,16	10.058	3.312.336	32.832,35
BELGIUM	17.000	30	-99,82	31.110	900	-97,11
NORWAY	3.800	0	-100,00	8.082	0	-100,00
ITALY	1	14.215.964	#####	7	377.400	5.391.328,57
SPAIN	316	0	-100,00	256	0	-100,00
PORTUGAL	8.087	0	-100,00	10.652	0	-100,00
<b>BULU BEBEK</b>	<b>110.568</b>	<b>161.444</b>	<b>46,01</b>	<b>104.476</b>	<b>149.254</b>	<b>42,86</b>
KOREA, REPUBLIC OF	0	487	-	0	12.270	-
TAIWAN	109.058	159.689	46,43	97.121	121.351	24,95
VIET NAM	0	422	-	0	10.921	-
NEW ZEALAND	0	1	-	0	22	-
GUAM	28	0	-100,00	85	0	-100,00
UNITED KINGDOM	107	0	-100,00	1.289	0	-100,00
SPAIN	149	845	467,11	871	4.690	438,46
YUGOSLAVIA	98	0	-100,00	177	0	-100,00
RUSSIA FEDERATION	1.128	0	-100,00	4.933	0	-100,00
<b>DAMAR DAN GETAH DAMAR</b>	<b>11.986.455</b>	<b>19.375.473</b>	<b>61,64</b>	<b>9.713.780</b>	<b>14.228.288</b>	<b>46,48</b>
JAPAN	607.082	393.867	-35,12	504.771	295.311	-41,50
KOREA, REPUBLIC OF	422.399	494.400	17,05	327.994	367.248	11,97
TAIWAN	708.921	691.200	-2,50	584.303	501.696	-14,14
CHINA	18.000	57.600	220,00	16.767	41.568	147,92
THAILAND	216.250	599.210	177,09	189.493	472.836	149,53
SINGAPORE	45.620	0	-100,00	95.623	0	-100,00
PHILIPPINES	153.600	153.600	0,00	132.480	110.592	-16,52
MALAYSIA	53.400	115.200	115,73	49.230	83.232	69,07
INDIA	2.750.348	5.523.197	100,82	2.321.772	4.010.429	72,73
PAKISTAN	1.114.400	2.227.199	99,86	823.018	1.604.160	94,91
BANGLADESH	537.600	556.800	3,57	473.376	407.808	-13,85
SRI LANKA	15.000	0	-100,00	8.400	0	-100,00
SAUDI ARABIA	38.400	0	-100,00	37.248	0	-100,00
TURKEY	192.000	268.800	40,00	138.547	199.776	44,19
SOUTH AFRICA	38.400	0	-100,00	35.770	0	-100,00
AUSTRALIA	19.200	0	-100,00	18.624	0	-100,00
NEW ZEALAND	57.600	0	-100,00	55.872	0	-100,00
UNITED STATES	102.240	0	-100,00	99.173	0	-100,00
COLOMBIA	268.800	230.400	-14,29	194.774	170.496	-12,46
ECUADOR	57.600	0	-100,00	47.904	0	-100,00
NETHERLANDS	1.747.198	2.169.600	24,18	1.346.946	1.584.864	17,66
FRANCE	192.000	960.000	400,00	144.960	692.160	377,48
GERMANY, FED. REP. OF	671.999	2.035.200	202,86	546.883	1.505.280	175,25
BELGIUM	403.200	1.056.000	161,90	316.800	810.240	155,76
ITALY	364.799	1.094.400	200,00	255.534	822.336	221,81
SPAIN	134.400	460.800	242,86	72.576	334.560	360,98
PORTUGAL	729.599	19.200	-97,37	665.662	13.824	-97,92
POLAND	326.400	0	-100,00	209.280	0	-100,00
ROMANIA	0	19.200	-	0	13.824	-
UKRAINE	0	38.400	-	0	32.448	-
RUSSIA FEDERATION	0	211.200	-	0	153.600	-
<b>KOPAL DAN LAIN-LAIN</b>	<b>11.589.999</b>	<b>13.179.866</b>	<b>13,72</b>	<b>9.042.845</b>	<b>9.655.628</b>	<b>6,78</b>
JAPAN	690.210	90.000	-86,96	843.400	103.630	-87,71
HONG KONG	177.715	41.572	-76,61	394.246	89.800	-77,22
KOREA, REPUBLIC OF	69.149	45.000	-34,92	78.981	55.210	-30,10
TAIWAN	333.879	146.050	-56,26	215.526	138.365	-35,80
CHINA	312.146	203.509	-34,80	249.502	187.865	-24,70
THAILAND	109.451	70.385	-35,69	104.863	71.359	-31,95
SINGAPORE	816.850	1.088.099	33,21	888.011	1.330.417	49,82
PHILIPPINES	46.200	34.000	-26,41	35.750	21.111	-40,95
MALAYSIA	244.194	268.455	9,94	499.327	242.781	-51,38
VIET NAM	83.432	18.358	-78,00	56.208	21.630	-61,52
INDIA	5.115.065	6.618.968	29,40	3.363.981	4.098.774	21,84
PAKISTAN	602.262	521.595	-13,39	325.538	362.805	11,45
BANGLADESH	1.313.780	1.283.849	-2,28	259.031	472.405	82,37
SRI LANKA	207.849	249.940	20,25	89.091	105.153	18,03
IRAN (ISLAMIC REPUBLIC OF)	38.400	19.200	-50,00	35.770	14.976	-58,13
SAUDI ARABIA	206.970	158.463	-23,44	102.557	76.177	-25,72
YEMEN	0	20.040	-	0	8.319	-
SYRIA ARAB REPUBLIC	48.500	16.000	-67,01	49.953	9.440	-81,10
TURKEY	19.200	37.350	94,53	22.752	30.613	34,55
UNITED ARAB EMIRATES	147.793	264.600	79,03	67.785	123.718	82,52
EGYPT	75.300	0	-100,00	36.367	0	-100,00
TUNISIA	0	60.540	-	0	24.857	-

TABEL 5. PERKEMBANGAN EKSPOR INDONESIA MENURUT KOMODITI DAN NEGARA TUJUAN

JENIS BARANG	BERAT BERSIH (KG)		PERUB	NILAI FOB (US \$)		PERUB
	JAN-MEI 2006	JAN-MEI 2007	%	JAN-MEI 2006	JAN-MEI 2007	%
(1)	(2)	(3)	(4)	(5)	(6)	(7)
ALGERIA	94.400	0	-100,00	65.980	0	-100,00
NIGERIA	18.259	0	-100,00	15.825	0	-100,00
BENIN	20.800	0	-100,00	8.980	0	-100,00
SOUTH AFRICA	0	38.400	-	0	28.800	-
AUSTRALIA	0	9	-	0	20	-
FIJI	0	6	-	0	168	-
UNITED STATES	70.179	34.913	-50,25	94.979	33.929	-64,28
CANADA	21.880	68	-99,69	6.000	1.385	-76,92
MEXICO	0	60.000	-	0	46.800	-
BRAZIL	900	0	-100,00	7.600	0	-100,00
COLOMBIA	0	57.600	-	0	44.928	-
ECUADOR	0	19.200	-	0	14.400	-
UNITED KINGDOM	23.724	53.999	127,61	77.577	138.761	78,87
NETHERLANDS	12.500	15.000	20,00	9.375	14.475	54,40
FRANCE	35.037	95.829	173,51	69.981	159.196	127,48
GERMANY, FED. REP. OF	453.575	781.335	72,26	380.627	540.840	42,09
AUSTRIA	0	3	-	0	29	-
BELGIUM	20.000	0	-100,00	90.200	0	-100,00
SWITZERLAND	0	13	-	0	120	-
IRELAND	0	10	-	0	42	-
ITALY	138.400	547.402	295,52	466.682	876.337	87,78
SPAIN	22.000	0	-100,00	30.400	0	-100,00
GREECE	0	51	-	0	682	-
POLAND	0	200.855	-	0	150.911	-
RUSSIA FEDERATION	0	19.200	-	0	14.400	-
<b>SAYUR-SAYURAN</b>	<b>102.554.137</b>	<b>21.594.809</b>	<b>-78,94</b>	<b>13.078.894</b>	<b>9.506.269</b>	<b>-27,32</b>
JAPAN	1.563.358	1.752.144	12,08	1.741.297	1.708.459	-1,89
HONG KONG	7.445	255.051	3.325,80	26.471	101.782	284,50
KOREA, REPUBLIC OF	19.292	27.666	43,41	93.819	93.526	-0,31
TAIWAN	1.453.135	1.211.183	-16,65	226.608	450.298	98,71
CHINA	138.634	0	-100,00	26.788	0	-100,00
THAILAND	86.012	126.115	46,62	50.559	99.069	95,95
SINGAPORE	9.774.842	6.598.996	-32,49	2.758.772	2.279.562	-17,37
PHILIPPINES	2.068.715	3.329.245	60,93	905.324	1.473.449	62,75
MALAYSIA	12.423.504	7.316.747	-41,11	3.728.404	2.201.824	-40,94
BRUNEI DARUSSALAM	21.114	28.304	34,05	59.127	59.072	-0,09
VIET NAM	0	5.317	-	0	6.150	-
INDIA	311.741	475.811	52,63	150.762	240.590	59,58
PAKISTAN	406.696	0	-100,00	173.816	0	-100,00
SRI LANKA	137.573	296	-99,78	84.472	1.273	-98,49
SAUDI ARABIA	71.366	93.532	31,06	70.179	92.406	31,67
KUWAIT	1.572	10	-99,36	2.147	10	-99,53
LEBANON	0	95	-	0	200	-
UNITED ARAB EMIRATES	50.668	54.005	6,59	39.416	69.818	77,13
QATAR	13.738	27.230	98,21	19.513	39.335	101,58
BENIN	0	3.284	-	0	1.000	-
AUSTRALIA	4.133	18.374	344,57	7.181	23.553	227,99
NEW ZEALAND	45	0	-100,00	69	0	-100,00
CHRISTMAS ISLANDS	1.379	0	-100,00	2.930	0	-100,00
EAST TIMOR	10.881	0	-100,00	4.331	0	-100,00
UNITED STATES	215.742	167.233	-22,48	245.579	203.591	-17,10
CANADA	0	14.656	-	0	16.628	-
CHILE	73.582.000	0	-100,00	2.523.862	0	-100,00
NETHERLANDS	141.371	16.953	-88,01	102.706	35.200	-65,73
FRANCE	49.031	1.737	-96,46	33.857	1.683	-95,03
GERMANY, FED. REP. OF	150	0	-100,00	905	0	-100,00
BELGIUM	0	64.770	-	0	303.136	-
DENMARK	0	50	-	0	50	-
SLOVENIA	0	6.005	-	0	4.605	-
<b>BUAH-BUAHAN</b>	<b>90.746.874</b>	<b>86.772.454</b>	<b>-4,38</b>	<b>43.062.527</b>	<b>48.358.578</b>	<b>12,30</b>
JAPAN	32.102	347.766	983,32	13.591	221.106	1.526,86
HONG KONG	845.764	2.977.137	252,01	645.669	1.559.137	141,48
KOREA, REPUBLIC OF	54.309	274.908	406,19	49.857	234.721	370,79
TAIWAN	97.503	67.385	-30,89	27.920	19.753	-29,25
CHINA	2.157.808	3.812.237	76,67	1.315.619	1.941.659	47,59
THAILAND	44.369	0	-100,00	43.982	0	-100,00
SINGAPORE	2.671.436	2.503.789	-6,28	1.392.151	1.580.679	13,54
PHILIPPINES	81.706	34.000	-58,39	6.298	9.084	44,24
MALAYSIA	1.278.242	3.344.216	161,63	435.148	1.356.401	211,71
BRUNEI DARUSSALAM	2.063	8.773	325,25	5.962	21.830	266,15
NEPAL	3.100.666	7.497.169	141,79	1.178.212	3.018.185	156,17
VIET NAM	149.087	383.799	157,43	115.487	246.840	113,74
INDIA	44.214.756	36.976.901	-16,37	19.729.831	18.988.033	-3,76
PAKISTAN	30.263.605	24.939.370	-17,59	15.358.932	16.997.248	10,67
BANGLADESH	1.717.463	1.259.403	-26,67	854.525	564.016	-34,00
SRI LANKA	18.005	0	-100,00	6.383	0	-100,00

TABEL 5. PERKEMBANGAN EKSPOR INDONESIA MENURUT KOMODITI DAN NEGARA TUJUAN

JENIS BARANG	BERAT BERSIH (KG)		PERUB	NILAI FOB (US \$)		PERUB
	JAN-MEI 2006	JAN-MEI 2007	%	JAN-MEI 2006	JAN-MEI 2007	%
(1)	(2)	(3)	(4)	(5)	(6)	(7)
IRAN (ISLAMIC REPUBLIC OF)	2.639.754	985.270	-62,68	847.690	341.055	-59,77
SAUDI ARABIA	307.761	317.915	3,30	183.941	151.589	-17,59
KUWAIT	72.266	97.955	35,55	37.910	41.342	9,05
UNITED ARAB EMIRATES	481.276	776.608	61,36	372.601	472.885	26,91
QATAR	5.804	2.707	-53,36	4.526	2.884	-36,28
BAHRAIN	0	4.693	-	0	3.311	-
ALGERIA	46.019	0	-100,00	27.679	0	-100,00
SOUTH AFRICA	0	16.422	-	0	17.078	-
AUSTRALIA	254	422	66,14	152	1.194	685,53
COOK ISLANDS	179	0	-100,00	353	0	-100,00
EAST TIMOR	941	0	-100,00	308	0	-100,00
UNITED STATES	66.387	33.481	-49,57	81.970	379.697	363,21
SURINAME	0	65	-	0	591	-
BRAZIL	9.499	0	-100,00	3.268	0	-100,00
NETHERLANDS	145.049	67.911	-53,18	174.028	138.992	-20,13
FRANCE	15.345	30.659	99,80	27.278	43.297	58,72
GERMANY, FED. REP. OF	55.982	11.032	-80,29	52.413	5.516	-89,48
BELGIUM	81.697	440	-99,46	39.178	440	-98,88
SWITZERLAND	0	21	-	0	15	-
DENMARK	10.010	0	-100,00	4.354	0	-100,00
SPAIN	572	0	-100,00	1.656	0	-100,00
PORTUGAL	15	0	-100,00	16	0	-100,00
GREECE	124	0	-100,00	32	0	-100,00
BULGARIA	79.056	0	-100,00	23.607	0	-100,00
<b>KULIT KERANG DAN LAIN-LAIN</b>	<b>2.496.946</b>	<b>3.258.629</b>	<b>30,50</b>	<b>1.226.293</b>	<b>1.144.115</b>	<b>-6,70</b>
JAPAN	156.747	171.965	9,71	114.506	111.068	-3,00
HONG KONG	110.078	109.857	-0,20	25.906	32.067	23,78
KOREA, REPUBLIC OF	17.572	99.790	467,89	56.173	72.287	28,69
TAIWAN	102	0	-100,00	523	0	-100,00
CHINA	1.836.274	2.509.983	36,69	557.885	596.308	6,89
THAILAND	41.931	16.765	-60,02	141.751	32.263	-77,24
SINGAPORE	8.788	11.265	28,19	15.237	100.246	557,91
PHILIPPINES	46.000	10.395	-77,40	3.000	1.039	-65,37
MALAYSIA	599	16.915	2.723,87	859	23.131	2.592,78
VIET NAM	160.292	216.709	35,20	80.233	106.469	32,70
INDIA	16.837	4.905	-70,87	4.298	2.462	-42,72
PAKISTAN	5.005	0	-100,00	7.500	0	-100,00
TURKEY	1.335	0	-100,00	4.245	0	-100,00
CONGO	1	0	-100,00	39	0	-100,00
SOUTH AFRICA	297	0	-100,00	594	0	-100,00
AUSTRALIA	111	1.121	909,91	711	680	-4,36
NEW ZEALAND	101	0	-100,00	290	0	-100,00
UNITED STATES	613	12.789	1.986,30	1.262	14.834	1.075,44
CANADA	375	0	-100,00	1.330	0	-100,00
BRAZIL	120	0	-100,00	189	0	-100,00
UNITED KINGDOM	0	7.161	-	0	7.801	-
NETHERLANDS	0	311	-	0	132	-
FRANCE	166	0	-100,00	305	0	-100,00
GERMANY, FED. REP. OF	8.512	9.422	10,69	4.313	5.250	21,73
SWEDEN	79	0	-100,00	449	0	-100,00
IRELAND	8	0	-100,00	51	0	-100,00
ITALY	84.587	58.913	-30,35	202.502	37.575	-81,44
SPAIN	212	363	71,23	1.443	503	-65,14
GREECE	20	0	-100,00	266	0	-100,00
CROATIA	66	0	-100,00	213	0	-100,00
SLOVENIA	118	0	-100,00	220	0	-100,00
<b>TANAMAN OBAT</b>	<b>2.427.843</b>	<b>4.911.448</b>	<b>102,30</b>	<b>2.280.136</b>	<b>4.084.503</b>	<b>79,13</b>
JAPAN	18.636	32.505	74,42	89.566	163.391	82,43
HONG KONG	60.925	448.642	636,38	28.473	64.226	125,57
KOREA, REPUBLIC OF	22.195	28.540	28,59	23.532	49.135	108,80
TAIWAN	754.036	805.528	6,83	254.478	666.767	162,01
CHINA	168.945	64.562	-61,79	22.453	66.682	196,98
THAILAND	572	0	-100,00	5.490	0	-100,00
SINGAPORE	521.089	1.386.285	166,04	859.173	1.182.874	37,68
MALAYSIA	40.096	51.536	28,53	51.254	29.801	-41,86
VIET NAM	0	23.668	-	0	14.811	-
INDIA	145.335	135.580	-6,71	193.358	283.538	46,64
PAKISTAN	0	26.000	-	0	10.400	-
BANGLADESH	75.600	0	-100,00	7.938	0	-100,00
SAUDI ARABIA	301.261	656.096	117,78	407.226	702.687	72,55
YEMEN	3.000	0	-100,00	900	0	-100,00
UNITED ARAB EMIRATES	130.014	746.310	474,02	45.992	197.964	330,43
QATAR	100	0	-100,00	1.500	0	-100,00
EGYPT	0	38.649	-	0	29.084	-
MOROCCO	0	4.980	-	0	11.965	-
SUDAN	38.000	34.000	-10,53	13.663	7.513	-45,01



TABEL 5. PERKEMBANGAN EKSPOR INDONESIA MENURUT KOMODITI DAN NEGARA TUJUAN

JENIS BARANG	BERAT BERSIH (KG)		PERUB %	NILAI FOB (US \$)		PERUB %
	JAN-MEI 2006	JAN-MEI 2007		JAN-MEI 2006	JAN-MEI 2007	
(1)	(2)	(3)	(4)	(5)	(6)	(7)
GHANA	0	16.240	-	0	16.240	-
CAMEROON	0	126.000	-	0	131.700	-
BENIN	38.000	34.000	-10,53	7.600	6.800	-10,53
NIGER	0	72.000	-	0	14.400	-
CHAD	0	72.000	-	0	18.100	-
NEW CALEDONIA	47	0	-100,00	120	0	-100,00
UNITED STATES	1.120	675	-39,73	2.960	1.350	-54,39
CANADA	220	320	45,45	1.110	1.360	22,52
SURINAME	0	374	-	0	7.749	-
UNITED KINGDOM	0	781	-	0	4.419	-
NETHERLANDS	6.679	0	-100,00	11.021	0	-100,00
FRANCE	2.558	3.280	28,23	68.600	114.712	67,22
GERMANY, FED. REP. OF	63.105	36.189	-42,65	102.189	75.560	-26,06
SWEDEN	19.000	0	-100,00	3.800	0	-100,00
ITALY	0	21.125	-	0	31.263	-
SPAIN	0	7.000	-	0	15.629	-
GREECE	0	59	-	0	1.169	-
LATVIA	0	6.803	-	0	11.246	-
RUSSIA FEDERATION	17.310	31.721	83,25	77.740	151.968	95,48
<b>-GANGGANG LAUT</b>	<b>31.987.654</b>	<b>35.008.987</b>	<b>9,45</b>	<b>16.183.594</b>	<b>19.223.621</b>	<b>18,78</b>
JAPAN	121.297	251.279	107,16	1.378.763	1.587.808	15,16
HONG KONG	6.261.750	5.332.190	-14,85	1.961.597	1.183.110	-39,69
KOREA, REPUBLIC OF	1.807.809	2.258.114	24,91	1.009.607	1.393.639	38,04
TAIWAN	103.931	188.578	81,45	33.656	71.505	112,46
CHINA	11.919.705	10.974.870	-7,93	3.360.775	4.973.171	47,98
THAILAND	61.641	199.694	223,96	87.679	165.589	88,86
SINGAPORE	43.580	47.436	8,85	146.846	395.378	169,25
PHILIPPINES	2.460.484	3.983.004	61,88	1.218.787	2.406.509	97,45
MALAYSIA	309.179	307.269	-0,62	223.179	534.282	139,40
VIET NAM	932.492	3.072.813	229,53	336.375	1.026.339	205,12
SRI LANKA	40.000	0	-100,00	6.800	0	-100,00
UNITED ARAB EMIRATES	137	0	-100,00	328	0	-100,00
MOROCCO	0	154.000	-	0	54.950	-
TUNISIA	386.150	249.998	-35,26	226.525	107.000	-52,76
AUSTRALIA	206.000	124.000	-39,81	420.550	252.680	-39,92
UNITED STATES	1.644.032	1.783.365	8,48	1.371.780	1.428.795	4,16
CANADA	220.500	0	-100,00	122.500	0	-100,00
MEXICO	43.942	40.000	-8,97	17.577	20.000	13,79
PANAMA	14.000	14.000	0,00	9.100	7.000	-23,08
CHILE	775.443	930.288	19,97	414.536	387.319	-6,57
ARGENTINA	225.000	191.000	-15,11	78.750	114.280	45,12
BRAZIL	757.217	780.000	3,01	443.573	390.000	-12,08
DOMINICAN REPUBLIC	0	20.000	-	0	10.000	-
FALKLAND ISLANDS (MALVINAS)	147.900	0	-100,00	86.521	0	-100,00
UNITED KINGDOM	337.600	283.500	-16,02	946.840	753.054	-20,47
NETHERLANDS	40.000	0	-100,00	148.000	0	-100,00
FRANCE	200.000	946.000	373,00	193.000	434.300	125,03
GERMANY, FED. REP. OF	188.000	126.000	-32,98	358.500	193.200	-46,11
BELGIUM	125.000	84.000	-32,80	277.800	172.410	-37,94
DENMARK	571.120	1.467.809	157,01	246.510	629.802	155,49
SPAIN	1.830.345	1.136.620	-37,90	787.110	429.150	-45,48
PORTUGAL	129.000	0	-100,00	39.570	0	-100,00
POLAND	21.000	0	-100,00	73.500	0	-100,00
LITHUANIA	63.000	42.000	-33,33	151.200	25.200	-83,33
RUSSIA FEDERATION	400	21.160	5.190,00	5.760	77.151	1.239,43
<b>-LAINNYA</b>	<b>3.825.156</b>	<b>1.798.339</b>	<b>-52,99</b>	<b>1.712.115</b>	<b>1.469.303</b>	<b>-14,18</b>
JAPAN	31.498	10.248	-67,46	14.632	43.134	194,79
HONG KONG	0	679	-	0	1.938	-
KOREA, REPUBLIC OF	39.724	24.617	-38,03	17.691	3.746	-78,83
TAIWAN	2.982.052	731.826	-75,46	1.132.478	316.694	-72,04
CHINA	183.001	479.653	162,10	53.969	36.135	-33,04
THAILAND	3.896	0	-100,00	1.238	0	-100,00
SINGAPORE	14.461	344.660	2.283,38	2.773	700.490	25.161,09
MALAYSIA	84.633	52.732	-37,69	29.618	19.074	-35,60
MALDIVES	135	0	-100,00	196	0	-100,00
INDIA	12	12.500	104.066,67	14	600	4.185,71
SAUDI ARABIA	65.649	0	-100,00	18.008	0	-100,00
KUWAIT	0	49	-	0	84	-
OMAN	250	0	-100,00	606	0	-100,00
TURKEY	24.740	0	-100,00	7.141	0	-100,00
BAHRAIN	30.000	0	-100,00	2.421	0	-100,00
REUNION	617	0	-100,00	870	0	-100,00
SOUTH AFRICA	573	0	-100,00	415	0	-100,00
MAURITIUS	12.058	0	-100,00	1.865	0	-100,00
AUSTRALIA	100.887	40.022	-60,33	104.989	59.670	-43,17
NEW ZEALAND	924	0	-100,00	1.661	0	-100,00

TABEL 5. PERKEMBANGAN EKSPOR INDONESIA MENURUT KOMODITI DAN NEGARA TUJUAN

JENIS BARANG	BERAT BERSIH (KG)		PERUB	NILAI FOB (US \$)		PERUB
	JAN-MEI 2006	JAN-MEI 2007	%	JAN-MEI 2006	JAN-MEI 2007	%
(1)	(2)	(3)	(4)	(5)	(6)	(7)
GUAM	413	0	-100,00	1.950	0	-100,00
NEW CALEDONIA	88	0	-100,00	911	0	-100,00
NORTHERN MARIANA ISLANDS	143	0	-100,00	233	0	-100,00
MARSHALL ISLANDS	338	0	-100,00	23	0	-100,00
UNITED STATES	55.671	40.100	-27,97	169.144	127.442	-24,65
CANADA	8.605	2.976	-65,42	12.691	9.467	-25,40
MEXICO	268	0	-100,00	50	0	-100,00
VENEZUELA	0	699	-	0	7.566	-
ARGENTINA	0	19	-	0	24	-
URUGUAY	864	0	-100,00	462	0	-100,00
DOMINICAN REPUBLIC	367	0	-100,00	151	0	-100,00
COSTA RICA	22	0	-100,00	15	0	-100,00
UNITED KINGDOM	4.816	10.394	115,82	10.299	37.995	268,92
NETHERLANDS	728	28.465	3.810,03	1.132	59.301	5.138,60
FRANCE	2.646	254	-90,40	1.262	919	-27,18
GERMANY, FED. REP. OF	8.970	7.123	-20,59	5.876	9.006	53,27
AUSTRIA	2	0	-100,00	13	0	-100,00
BELGIUM	73.686	0	-100,00	8.953	0	-100,00
SWITZERLAND	325	22	-93,23	673	56	-91,68
DENMARK	5.641	0	-100,00	3.597	0	-100,00
FINLAND	817	0	-100,00	458	0	-100,00
ITALY	11.742	1.702	-85,51	18.596	13.204	-29,00
SPAIN	1.229	4.146	237,35	3.258	16.837	416,79
PORTUGAL	5.132	0	-100,00	23.243	0	-100,00
GREECE	49.105	0	-100,00	40.137	0	-100,00
HUNGARY	4.000	4.800	20,00	1.725	4.580	165,51
POLAND	10.976	0	-100,00	10.230	0	-100,00
ROMANIA	0	653	-	0	1.341	-
CROATIA	33	0	-100,00	507	0	-100,00
SLOVENIA	1.115	0	-100,00	1.811	0	-100,00
CZECH REPUBLIC	2.304	0	-100,00	4.130	0	-100,00
<b>-MUTIARA</b>	<b>419</b>	<b>662</b>	<b>58,00</b>	<b>3.291.517</b>	<b>5.498.500</b>	<b>67,05</b>
JAPAN	249	442	77,51	1.984.887	4.284.561	115,86
HONG KONG	11	12	9,09	48.354	121.484	151,24
KOREA, REPUBLIC OF	3	0	-100,00	44.373	0	-100,00
THAILAND	2	9	350,00	1.711	13.034	661,78
SINGAPORE	44	32	-27,27	22.037	163.198	640,56
UNITED ARAB EMIRATES	2	0	-100,00	8.346	0	-100,00
AUSTRALIA	76	167	119,74	1.181.196	916.223	-22,43
UNITED STATES	32	0	-100,00	613	0	-100,00
<b>-LAINNYA</b>	<b>125.447.722</b>	<b>152.074.514</b>	<b>21,23</b>	<b>38.641.738</b>	<b>63.478.797</b>	<b>64,28</b>
JAPAN	5.463.393	4.292.086	-21,44	5.386.528	4.323.327	-19,74
HONG KONG	1.704.794	1.279.781	-24,93	1.763.502	956.181	-45,78
KOREA, REPUBLIC OF	4.620.663	1.507.793	-67,37	2.278.636	993.438	-56,40
TAIWAN	1.520.570	2.085.072	37,12	729.653	1.149.501	57,54
CHINA	2.830.603	22.679.179	701,21	764.883	2.692.443	252,01
THAILAND	200.330	11.966.927	5.873,61	198.610	503.843	153,68
SINGAPORE	7.630.097	16.598.362	117,54	7.511.116	18.414.521	145,16
PHILIPPINES	14.178.027	11.697.393	-17,50	1.753.815	2.600.827	48,30
MALAYSIA	22.645.244	53.309.625	135,41	5.411.495	14.816.096	173,79
MYANMAR (FORM. BURMA)	0	36.000	-	0	22.398	-
BRUNEI DARUSSALAM	6.394	331	-94,82	8.298	1.270	-84,70
NEPAL	50.000	0	-100,00	72.771	0	-100,00
VIET NAM	547.192	3.905.806	613,79	126.245	904.380	616,37
MALDIVES	40.005	10.178	-74,56	19.570	5.475	-72,02
INDIA	52.376.937	2.399.178	-95,42	3.691.349	3.277.664	-11,21
PAKISTAN	7.898.907	11.277.721	42,78	1.124.663	1.661.210	47,71
BANGLADESH	132.000	198.500	50,38	112.740	158.385	40,49
SRI LANKA	20.000	260.830	1.204,15	6.598	396.843	5.914,60
IRAQ	0	110.880	-	0	38.376	-
IRAN (ISLAMIC REPUBLIC OF)	136	0	-100,00	201	0	-100,00
SAUDI ARABIA	6.085	40.171	560,16	16.537	31.724	91,84
KUWAIT	25.543	46.859	83,45	13.602	17.818	31,00
JORDAN	8.629	0	-100,00	4.248	0	-100,00
LEBANON	415	13.957	3.263,13	1.681	19.172	1.040,51
YEMEN	6.814	32	-99,53	4.310	1.597	-62,95
OMAN	0	10.000	-	0	5.350	-
TURKEY	18.184	2.150	-88,18	12.503	26.852	114,76
UNITED ARAB EMIRATES	7.149	3.142	-56,05	14.219	11.179	-21,38
BAHRAIN	32	0	-100,00	117	0	-100,00
CYPRUS	4.448	0	-100,00	14.270	0	-100,00
EGYPT	0	149.032	-	0	94.340	-
MOROCCO	7.575	0	-100,00	7.575	0	-100,00
TANZANIA, UNITED REPUBLIC OF	0	72.000	-	0	47.304	-
REUNION	261	206	-21,07	155	333	114,84
MOZAMBIQUE	0	36.000	-	0	21.240	-

TABEL 5. PERKEMBANGAN EKSPOR INDONESIA MENURUT KOMODITI DAN NEGARA TUJUAN

JENIS BARANG	BERAT BERSIH (KG)		PERUB %	NILAI FOB (US \$)		PERUB %
	JAN-MEI 2006	JAN-MEI 2007		JAN-MEI 2006	JAN-MEI 2007	
(1)	(2)	(3)	(4)	(5)	(6)	(7)
GHANA	0	38.000	-	0	22.040	-
LIBERIA	0	162.000	-	0	99.992	-
GUINEA	0	315.000	-	0	192.150	-
NIGERIA	75.000	26.424	-64,77	30.375	75.675	149,14
SENEGAL	0	13	-	0	442	-
GAMBIA	0	9.101	-	0	26.892	-
SOUTH AFRICA	6.679	248.564	3.621,58	8.377	144.589	1.626,02
MAURITIUS	653	19	-97,09	3.504	85	-97,57
AUSTRALIA	79.276	54.141	-31,71	180.080	218.683	21,44
NEW ZEALAND	25.678	17.137	-33,26	15.215	10.990	-27,77
GUAM	25	0	-100,00	76	0	-100,00
NEW CALEDONIA	0	152	-	0	1.577	-
VANUATU	535	0	-100,00	221	0	-100,00
WALLIS AND FUTUNA ISLANDS	143	0	-100,00	159	0	-100,00
SAMOA	0	105	-	0	320	-
EAST TIMOR	1.110	81.805	7.269,82	1.808	54.142	2.894,58
UNITED STATES	1.461.554	3.812.676	160,86	2.309.333	3.438.750	48,91
CANADA	46.214	15.541	-66,37	222.878	181.226	-18,69
MEXICO	0	2.577	-	0	3.081	-
SURINAME	119	58	-51,26	2.773	524	-81,10
CHILE	3.000	0	-100,00	3.750	0	-100,00
VENEZUELA	0	19.000	-	0	13.017	-
ARGENTINA	186	2.110	1.034,41	350	3.035	767,14
BRAZIL	3.438	0	-100,00	4.455	0	-100,00
COLOMBIA	4.000	4.000	0,00	20.000	20.000	0,00
PERU	40	31	-22,50	100	168	68,00
BAHAMAS	4.038	0	-100,00	1.360	0	-100,00
JAMAICA	5.945	0	-100,00	2.260	0	-100,00
DOMINICAN REPUBLIC	162	0	-100,00	472	0	-100,00
COSTA RICA	0	36.014	-	0	26.402	-
GRENADA	0	1.000	-	0	150	-
MARTINIQUE	1	17.998	1.799.700,00	3	12.438	414.500,00
NETHERLANDS ANTILLES	11.772	0	-100,00	5.186	0	-100,00
UNITED KINGDOM	99.055	81.763	-17,46	227.574	273.720	20,28
NETHERLANDS	451.100	466.019	3,31	1.501.286	995.722	-33,68
FRANCE	163.692	70.554	-56,90	632.773	57.421	-90,93
GERMANY, FED. REP. OF	482.550	201.037	-58,34	530.721	300.540	-43,37
AUSTRIA	936	374	-60,04	6.954	1.901	-72,66
BELGIUM	31.762	4.160	-86,90	41.171	20.433	-50,37
SWITZERLAND	6.790	406	-94,02	13.178	2.190	-83,38
DENMARK	224.422	361.949	61,28	1.121.554	1.932.319	72,29
NORWAY	2.388	0	-100,00	5.263	0	-100,00
SWEDEN	4.525	1.149	-74,61	8.141	2.534	-68,87
FINLAND	3.011	2.000	-33,58	26.863	28.309	5,38
IRELAND	12.250	0	-100,00	26.756	0	-100,00
ITALY	126.816	142.205	12,13	340.013	411.536	21,04
SPAIN	41.514	137.984	232,38	147.651	598.397	305,28
PORTUGAL	1.991	20.376	923,41	3.931	13.757	249,96
GREECE	38.178	3.330	-91,28	22.159	13.433	-39,38
HUNGARY	3.623	30	-99,17	32.893	1.073	-96,74
POLAND	31.632	367	-98,84	50.398	363	-99,28
BULGARIA	0	31.233	-	0	17.817	-
UKRAINE	1.107	0	-100,00	1.377	0	-100,00
LITHUANIA	2.239	292	-86,96	5.716	170	-97,03
LATVIA	0	28.821	-	0	21.183	-
ESTONIA	15.995	1.626.240	10.067,18	11.084	1.014.203	9.050,15
CROATIA	156	0	-100,00	720	0	-100,00
MALTA	85	0	-100,00	288	0	-100,00
SLOVENIA	0	37.499	-	0	25.364	-
CZECH REPUBLIC	3.273	1.512	-53,80	8.129	5.513	-32,18
RUSSIA FEDERATION	18.637	2.557	-86,28	12.520	1.444	-88,47
<b>-KAYU LAPIS</b>	<b>857.878.424</b>	<b>710.377.503</b>	<b>-17,19</b>	<b>527.080.918</b>	<b>639.416.142</b>	<b>21,31</b>
JAPAN	289.287.379	319.493.297	10,44	209.772.967	311.483.335	48,49
HONG KONG	8.337.207	5.993.332	-28,11	4.826.391	4.694.256	-2,74
KOREA, REPUBLIC OF	96.826.522	44.141.704	-54,41	22.892.702	34.286.146	49,77
TAIWAN	39.954.801	62.469.601	56,35	19.656.643	37.781.853	92,21
CHINA	72.213.751	46.008.835	-36,29	39.682.038	27.256.926	-31,31
THAILAND	1.434.854	2.867.365	99,84	732.752	1.778.250	142,68
SINGAPORE	8.888.264	6.109.811	-31,26	5.793.707	4.566.515	-21,18
PHILIPPINES	16.603	210.120	1.165,55	9.280	156.344	1.584,74
MALAYSIA	491.721	8.368.247	1.601,83	291.522	6.789.029	2.228,82
VIET NAM	34.718	698.177	1.910,99	21.251	418.642	1.869,99
MALDIVES	0	22.326	-	0	27.500	-
INDIA	1.819.304	0	-100,00	1.105.229	0	-100,00
SRI LANKA	14.000	0	-100,00	7.140	0	-100,00
IRAN (ISLAMIC REPUBLIC OF)	797.006	50.490	-93,67	578.335	59.047	-89,79
SAUDI ARABIA	80.155.446	24.134.672	-69,89	46.982.833	20.319.406	-56,75

TABEL 5. PERKEMBANGAN EKSPOR INDONESIA MENURUT KOMODITI DAN NEGARA TUJUAN

JENIS BARANG	BERAT BERSIH (KG)		PERUB	NILAI FOB (US \$)		PERUB
	JAN-MEI 2006	JAN-MEI 2007	%	JAN-MEI 2006	JAN-MEI 2007	%
(1)	(2)	(3)	(4)	(5)	(6)	(7)
KUWAIT	9.207.652	4.197.660	-54,41	6.520.770	4.237.149	-35,02
JORDAN	12.642.176	6.826.962	-46,00	8.612.809	5.346.090	-37,93
LEBANON	1.977.367	1.578.621	-20,17	1.297.099	1.302.263	0,40
YEMEN	2.860.092	606.600	-78,79	1.394.632	424.628	-69,55
OMAN	7.625.444	722.285	-90,53	4.798.702	692.194	-85,58
SYRIA ARAB REPUBLIC	185.311	531.659	186,90	106.105	368.163	246,98
TURKEY	3.484.382	5.214.099	49,64	1.942.127	3.832.309	97,33
UNITED ARAB EMIRATES	57.785.263	36.182.569	-37,38	34.183.627	31.272.302	-8,52
QATAR	11.985.662	8.140.219	-32,08	7.785.935	7.242.793	-6,98
BAHRAIN	1.194.013	1.713.818	43,53	699.861	1.386.279	98,08
EGYPT	5.231.837	5.583.182	6,72	2.785.636	4.076.014	46,32
LIBYAN ARAB JAMAHIRIYA	390.677	44.000	-88,74	177.222	30.542	-82,77
MOROCCO	518.174	334.418	-35,46	332.865	298.836	-10,22
ALGERIA	5.565.681	9.825.185	76,53	3.255.841	7.892.572	142,41
REUNION	0	9.537	-	0	12.501	-
ANGOLA	27.916	184.157	559,68	13.168	132.810	908,58
CAMEROON	102.210	0	-100,00	71.640	0	-100,00
SOUTH AFRICA	45.096	203.546	351,36	25.542	211.243	727,04
MAURITIUS	38.074	0	-100,00	26.353	0	-100,00
AUSTRALIA	8.806.071	8.233.361	-6,50	7.839.726	10.495.192	33,87
NEW ZEALAND	47.626	253.782	432,86	49.795	278.188	458,67
NEW CALEDONIA	0	15.962	-	0	12.358	-
UNITED STATES	76.158.768	46.382.067	-39,10	56.109.728	46.073.472	-17,89
CANADA	2.002.864	2.428.695	21,26	1.486.347	2.568.482	72,81
MEXICO	4.440.775	1.910.990	-56,97	2.840.283	1.803.818	-36,49
GUATEMALA	19.840	0	-100,00	24.800	0	-100,00
NICARAGUA	0	66.707	-	0	88.917	-
CURACAO	64.320	0	-100,00	35.449	0	-100,00
BRAZIL	162.608	0	-100,00	105.383	0	-100,00
TRINIDAD AND TOBAGO	76.211	0	-100,00	56.089	0	-100,00
JAMAICA	175.577	49.878	-71,59	134.178	50.100	-62,66
PUERTO RICO	74.147	149.740	101,95	67.748	174.067	156,93
BELIZE	12.400	0	-100,00	12.400	0	-100,00
COSTA RICA	0	22.693	-	0	67.179	-
ANTIGUA AND BARBUDA	12.400	0	-100,00	13.392	0	-100,00
UNITED KINGDOM	8.859.106	6.762.999	-23,66	5.806.635	7.620.505	31,24
NETHERLANDS	11.123.848	7.072.743	-36,42	7.837.139	10.121.374	29,15
FRANCE	740.566	1.885.957	154,66	518.686	2.125.643	309,81
GERMANY, FED. REP. OF	7.606.267	16.291.549	114,19	6.361.420	21.024.114	230,49
BELGIUM	12.192.257	11.019.857	-9,62	8.424.046	10.948.513	29,97
LUXEMBOURG	0	10.368	-	0	17.280	-
DENMARK	19.725	358.583	1.717,91	18.442	473.419	2.467,07
NORWAY	413.280	170.282	-58,80	321.336	227.210	-29,29
SWEDEN	256.693	256.257	-0,17	179.112	262.120	46,34
FINLAND	0	29.642	-	0	48.863	-
IRELAND	0	69.384	-	0	88.309	-
ITALY	3.296.384	2.796.961	-15,15	2.308.651	4.111.111	78,07
SPAIN	0	285.633	-	0	302.912	-
PORTUGAL	34.881	0	-100,00	47.354	0	-100,00
GREECE	11.145	110.055	887,48	7.574	170.287	2.148,31
ANDORRA	35.162	0	-100,00	23.106	0	-100,00
POLAND	0	1.104.017	-	0	1.573.306	-
ROMANIA	0	103.070	-	0	205.310	-
BULGARIA	0	18.000	-	0	25.891	-
UKRAINE	16.200	49.425	205,09	11.893	78.508	560,12
LATVIA	12.402	0	-100,00	14.898	0	-100,00
MALTA	23.268	0	-100,00	18.430	0	-100,00
RUSSIA FEDERATION	45.030	2.352	-94,78	24.154	3.757	-84,45
<b>-KAYU GERGAJIAN</b>	<b>176.135.162</b>	<b>111.785.559</b>	<b>-36,53</b>	<b>138.995.270</b>	<b>107.914.257</b>	<b>-22,36</b>
JAPAN	36.257.417	27.800.991	-23,32	37.194.987	31.704.428	-14,76
HONG KONG	757.741	922.726	21,77	428.995	402.563	-6,16
KOREA, DEMOCRATIC PEOPLE'S REPL	10.756	0	-100,00	9.515	0	-100,00
KOREA, REPUBLIC OF	17.739.685	11.865.640	-33,11	13.284.693	9.617.032	-27,61
TAIWAN	38.397.207	17.764.579	-53,73	18.973.781	10.227.235	-46,10
CHINA	23.993.074	11.598.937	-51,66	10.102.255	5.716.984	-43,41
MACAU	7.234	0	-100,00	9.159	0	-100,00
THAILAND	175.087	53.925	-69,20	197.598	56.877	-71,22
SINGAPORE	2.253.670	1.716.453	-23,84	1.538.718	1.307.595	-15,02
PHILIPPINES	16.379	0	-100,00	16.243	0	-100,00
MALAYSIA	6.643.801	2.524.407	-62,00	3.501.666	1.732.349	-50,53
VIET NAM	2.481.177	4.186.284	68,72	872.741	1.957.514	124,29
INDIA	73.800	8.680	-88,24	52.610	15.592	-70,36
SRI LANKA	0	23.320	-	0	20.045	-
SAUDI ARABIA	458.666	2.094.788	356,71	367.276	1.907.208	419,28
KUWAIT	987.569	726.042	-26,48	754.966	642.179	-14,94
JORDAN	2.498.803	686.201	-72,54	2.121.944	675.810	-68,15
LEBANON	1.100.017	0	-100,00	765.310	0	-100,00

TABEL 5. PERKEMBANGAN EKSPOR INDONESIA MENURUT KOMODITI DAN NEGARA TUJUAN

JENIS BARANG	BERAT BERSIH (KG)		PERUB	NILAI FOB (US \$)		PERUB
	JAN-MEI 2006	JAN-MEI 2007	%	JAN-MEI 2006	JAN-MEI 2007	%
(1)	(2)	(3)	(4)	(5)	(6)	(7)
TURKEY	9.047	23.383	158,46	21.243	50.286	136,72
UNITED ARAB EMIRATES	96.514	81.448	-15,61	134.191	82.181	-38,76
QATAR	30.888	62.370	101,92	23.799	51.648	117,02
BAHRAIN	129.953	0	-100,00	71.934	0	-100,00
EGYPT	2.382.348	808.606	-66,06	1.407.772	733.879	-47,87
LIBYAN ARAB JAMAHIRIYA	36.346	0	-100,00	41.758	0	-100,00
ALGERIA	0	152.531	-	0	148.530	-
REUNION	0	9.537	-	0	13.003	-
SOUTH AFRICA	909.628	977.472	7,46	1.040.423	1.037.867	-0,25
MAURITIUS	733	17.564	2.296,18	327	9.267	2.733,94
AUSTRALIA	1.628.104	1.392.764	-14,45	1.713.313	1.568.460	-8,45
NEW ZEALAND	147.557	148.862	0,88	77.294	81.444	5,37
NEW CALEDONIA	0	9.194	-	0	14.212	-
TOKELAU	12.269	0	-100,00	8.256	0	-100,00
UNITED STATES	2.193.746	4.020.837	83,29	2.116.211	2.605.646	23,13
CANADA	266.091	95.531	-64,10	279.962	101.716	-63,67
MEXICO	0	896	-	0	861	-
GUATEMALA	116.945	0	-100,00	57.658	0	-100,00
VENEZUELA	34.189	0	-100,00	26.342	0	-100,00
TRINIDAD AND TOBAGO	0	307.014	-	0	131.172	-
COSTA RICA	0	23.163	-	0	64.221	-
FRENCH POLYNESIA	0	1.475	-	0	2.823	-
NETHERLANDS ANTILLES	48.964	6.251	-87,23	89.490	10.197	-88,61
TURKS AND CAICOS ISLANDS	0	19.646	-	0	13.576	-
GUADELOUPE	9.273	0	-100,00	15.078	0	-100,00
UNITED KINGDOM	258.207	870.284	237,05	442.269	1.918.900	333,88
NETHERLANDS	9.118.637	6.997.320	-23,26	11.336.961	10.416.543	-8,12
FRANCE	871.960	794.202	-8,92	1.088.106	1.208.001	11,02
GERMANY, FED. REP. OF	14.559.433	7.920.113	-45,60	18.161.085	13.535.005	-25,47
BELGIUM	2.069.809	802.661	-61,22	2.282.756	1.206.806	-47,13
SWITZERLAND	11.913	0	-100,00	8.934	0	-100,00
DENMARK	250.053	202.415	-19,05	316.611	338.406	6,88
NORWAY	0	15.439	-	0	28.559	-
SWEDEN	67.600	66.340	-1,86	59.882	95.200	58,98
FINLAND	0	85.598	-	0	97.693	-
IRELAND	14.500	946	-93,48	6.534	400	-93,88
ITALY	4.898.482	2.424.034	-50,51	5.089.998	4.133.450	-18,79
SPAIN	154.576	118.768	-23,17	208.972	166.727	-20,22
GREECE	138.105	151.373	9,61	182.233	273.951	50,33
POLAND	1.695.410	1.114.481	-34,26	2.399.648	1.655.666	-31,00
ROMANIA	0	32.824	-	0	53.851	-
AZERBAIJAN	0	2.190	-	0	3.113	-
UKRAINE	15.742	20.000	27,05	8.631	38.997	351,82
SLOVENIA	83.457	19.000	-77,23	74.378	28.584	-61,57
RUSSIA FEDERATION	22.600	16.054	-28,96	10.764	10.005	-7,05
<b>-KAYU OLAHAN LAIN</b>	<b>836.479.675</b>	<b>736.751.282</b>	<b>-11,92</b>	<b>581.208.859</b>	<b>608.407.584</b>	<b>4,68</b>
JAPAN	168.808.953	67.610.884	-59,95	68.475.298	64.351.162	-6,02
HONG KONG	15.727.572	9.368.032	-40,44	8.569.050	7.371.657	-13,97
KOREA, DEMOCRATIC PEOPLE'S REPL	45	0	-100,00	195	0	-100,00
KOREA, REPUBLIC OF	40.368.944	47.839.384	18,51	27.641.574	29.465.558	6,60
TAIWAN	43.640.153	32.116.614	-26,41	14.522.095	13.540.769	-6,76
CHINA	197.480.407	233.589.142	18,28	55.667.834	42.033.499	-24,49
MACAU	504	37.338	7.308,33	2.246	52.022	2.216,21
PAPUA NEW GUINEA	0	1.547	-	0	5.333	-
THAILAND	980.663	1.224.739	24,89	684.677	807.405	17,92
SINGAPORE	15.294.331	11.067.692	-27,64	10.274.735	8.701.451	-15,31
PHILIPPINES	7.393.745	3.339.002	-54,84	1.833.869	677.331	-63,07
MALAYSIA	21.945.679	13.068.187	-40,45	7.699.829	7.516.400	-2,38
CAMBODIA	7.550	330	-95,63	21.214	4.400	-79,26
BRUNEI DARUSSALAM	87.096	160.566	84,36	64.998	145.761	124,25
NEPAL	86	0	-100,00	1.065	0	-100,00
VIET NAM	15.138.784	11.075.238	-26,84	4.381.019	3.805.982	-13,13
MALDIVES	236.112	173.837	-26,38	519.625	857.835	65,09
INDIA	6.761.597	2.061.016	-69,52	3.749.745	1.536.201	-59,03
PAKISTAN	914.987	629.135	-31,24	736.488	439.492	-40,33
BANGLADESH	978	26.330	2.592,23	408	22.518	5.419,12
SRI LANKA	253.172	91.196	-63,98	316.145	75.444	-76,14
IRAQ	0	30.720	-	0	11.184	-
IRAN (ISLAMIC REPUBLIC OF)	156.382	332.249	112,46	89.223	331.078	271,07
SAUDI ARABIA	16.622.780	8.094.532	-51,30	4.049.219	2.702.924	-33,25
KUWAIT	1.636.255	1.767.966	8,05	491.242	920.965	87,48
JORDAN	626.297	319.877	-48,93	245.024	201.896	-17,60
LEBANON	79.907	105.304	31,78	179.952	112.085	-37,71
YEMEN	1.680.798	534.398	-68,21	402.079	262.604	-34,69
OMAN	38.091	30.726	-19,34	53.422	14.962	-71,99
SYRIA ARAB REPUBLIC	5.554.464	3.647.247	-34,34	745.050	591.662	-20,59
TURKEY	1.818.467	2.902.885	59,63	2.181.388	3.461.393	58,68

TABEL 5. PERKEMBANGAN EKSPOR INDONESIA MENURUT KOMODITI DAN NEGARA TUJUAN

JENIS BARANG	BERAT BERSIH (KG)		PERUB	NILAI FOB (US \$)		PERUB
	JAN-MEI 2006	JAN-MEI 2007	%	JAN-MEI 2006	JAN-MEI 2007	%
(1)	(2)	(3)	(4)	(5)	(6)	(7)
UNITED ARAB EMIRATES	4.176.418	8.696.695	108,23	2.142.534	4.381.456	104,50
QATAR	989.578	1.185.264	19,77	375.635	422.204	12,40
BAHRAIN	148.655	614.811	313,58	89.845	302.709	236,92
CYPRUS	125.101	103.857	-16,98	223.852	197.863	-11,61
EGYPT	5.597.487	5.547.568	-0,89	886.907	1.557.383	75,60
LIBYAN ARAB JAMAHIRIYA	44.258	85.713	93,67	39.875	106.925	168,15
MOROCCO	28.576	66.029	131,06	57.708	105.726	83,21
TUNISIA	28.620	719.198	2.412,92	64.431	649.905	908,68
ALGERIA	650.725	515	-99,92	199.213	988	-99,50
SUDAN	21.515	0	-100,00	40.020	0	-100,00
ERITREA	0	374	-	0	1.786	-
NAMIBIA	115	248	115,65	464	744	60,34
ETHIOPIA	0	10.478	-	0	35.071	-
TANZANIA, UNITED REPUBLIC OF	2.106	14.379	582,76	6.926	28.273	308,22
MADAGASCAR	13.878	7.412	-46,59	10.669	6.988	-34,50
SOMALIA	16.157	0	-100,00	50.505	0	-100,00
KENYA	623	7.320	1.074,96	833	27.624	3.216,21
REUNION	143.350	279.168	94,75	182.574	399.047	118,57
MOZAMBIQUE	1.418	15.402	986,18	679	7.642	1.025,48
TOGO	8.400	9.240	10,00	14.280	17.160	20,17
GHANA	0	961	-	0	2.288	-
CONGO	26	0	-100,00	472	0	-100,00
NIGERIA	7.120	0	-100,00	12.936	0	-100,00
GABON	985	3.895	295,43	2.358	7.220	206,19
COTE D'IVOIRE	686	16.612	2.321,57	631	23.939	3.693,82
SENEGAL	1.506	8.961	495,02	3.266	10.578	223,88
MALI	0	560	-	0	1.116	-
BENIN	0	1.114	-	0	2.288	-
BURKINA FASO	0	1.114	-	0	2.288	-
GAMBIA	0	1.114	-	0	2.288	-
U.S. VIRGIN ISLANDS	2.244	2.272	1,25	4.927	4.251	-13,72
SEYCHELLES	73.532	39.939	-45,68	128.729	146.580	13,87
SOUTH AFRICA	6.381.121	4.780.889	-25,08	6.046.816	5.015.657	-17,05
MAURITIUS	141.589	84.704	-40,18	143.917	127.479	-11,42
VIRGIN ISLANDS (BRITISH)	18.107	2.462	-86,40	11.030	13.713	24,32
AUSTRALIA	37.601.440	54.820.018	45,79	39.745.056	62.945.542	58,37
NEW ZEALAND	5.253.292	6.534.435	24,39	4.705.792	6.832.015	45,18
MICRONESIA, FEDERATED STATES OF	3.074	0	-100,00	6.916	0	-100,00
GUAM	51.271	62.141	21,20	158.070	96.861	-38,72
PALAU	67	205	205,97	488	1.824	273,77
NEW CALEDONIA	347.205	356.604	2,71	472.978	538.049	13,76
NORTHERN MARIANA ISLANDS	13.769	3.995	-70,99	22.109	16.617	-24,84
SAINT VINCENT AND THE GRENADINES	11.856	25.440	114,57	4.977	16.284	227,19
VANUATU	28.615	11.059	-61,35	18.369	8.386	-54,35
WALLIS AND FUTUNA ISLANDS	22.594	6.745	-70,15	27.600	10.688	-61,28
COOK ISLANDS	1.604	25.227	1.472,76	6.597	63.054	855,80
FIJI	44.095	102.314	132,03	85.390	98.648	15,53
MARSHALL ISLANDS	0	2	-	0	76	-
TONGA	294	371	26,19	3.000	458	-84,73
CHRISTMAS ISLANDS	2.060	0	-100,00	5.669	0	-100,00
EAST TIMOR	26.158	43.330	65,65	46.435	74.556	60,56
UNITED STATES	53.324.209	45.293.239	-15,06	108.633.586	98.337.702	-9,48
CANADA	3.941.557	3.079.474	-21,87	6.741.911	5.766.833	-14,46
MEXICO	636.893	867.750	36,25	1.528.341	2.354.824	54,08
HONDURAS	0	29.838	-	0	22.799	-
NICARAGUA	2.489	1.403	-43,63	1.075	1.052	-2,14
PANAMA	59.211	22.498	-62,00	54.276	49.568	-8,67
CUBA	4.909	0	-100,00	2.319	0	-100,00
SURINAME	1.159	0	-100,00	5.468	0	-100,00
CHILE	183.483	172.583	-5,94	311.401	314.141	0,88
VENEZUELA	40.938	42.734	4,39	84.398	148.690	76,18
ARGENTINA	66.245	100.839	52,22	98.273	154.350	57,06
BRAZIL	136.264	171.346	25,75	235.122	383.791	63,23
COLOMBIA	87.747	162.124	84,76	161.332	292.116	81,07
BOLIVIA	104	192	84,62	255	314	23,14
URUGUAY	4.837	1.198	-75,23	9.967	1.986	-80,07
ECUADOR	109	1.660	1.422,94	33	1.900	5.657,58
PERU	972	570	-41,36	846	295	-65,13
TRINIDAD AND TOBAGO	383	433	13,05	495	895	80,81
BAHAMAS	10.115	15.452	52,76	7.773	23.210	198,60
JAMAICA	70.728	61.823	-12,59	150.867	133.591	-11,45
PUERTO RICO	95.317	17.779	-81,35	210.112	37.803	-82,01
BELIZE	4.364	9	-99,79	18.364	9	-99,95
DOMINICAN REPUBLIC	81.361	49.922	-38,64	75.562	106.123	40,44
EL SALVADOR	7.005	2.792	-60,14	14.478	5.559	-61,60
COSTA RICA	84.768	86.527	2,08	67.377	101.482	50,62
HAITI	839	0	-100,00	570	0	-100,00
BARBADOS	10.936	3.524	-67,78	9.746	3.952	-59,45

TABEL 5. PERKEMBANGAN EKSPOR INDONESIA MENURUT KOMODITI DAN NEGARA TUJUAN

JENIS BARANG	BERAT BERSIH (KG)		PERUB	NILAI FOB (US \$)		PERUB
	JAN-MEI 2006	JAN-MEI 2007	%	JAN-MEI 2006	JAN-MEI 2007	%
(1)	(2)	(3)	(4)	(5)	(6)	(7)
ANTIGUA AND BARBUDA	24.829	1.947	-92,16	75.458	8.840	-88,28
ANGUILLA	0	13.523	-	0	44.223	-
ARUBA	2.977	31.033	942,43	4.681	49.061	948,09
BERMUDA	4.671	13.802	195,48	31.141	36.155	16,10
CAYMAN ISLANDS	0	903	-	0	393	-
DOMINICA	0	1.053	-	0	2.036	-
FALKLAND ISLANDS (MALVINAS)	14.508	3.572	-75,38	16.646	4.662	-71,99
FRENCH GUIANA	9.976	12.243	22,72	25.811	16.496	-36,09
FRENCH POLYNESIA	287.204	142.361	-50,43	323.910	199.268	-38,48
GRENADA	0	95	-	0	152	-
MARTINIQUE	16.675	21.887	31,26	50.693	45.558	-10,13
NETHERLANDS ANTILLES	70.483	113.253	60,68	109.829	341.882	211,29
NORFOLK ISLANDS	3.049	0	-100,00	4.229	0	-100,00
SAINT LUCIA	1.825	2.817	54,36	2.595	2.891	11,41
TURKS AND CAICOS ISLANDS	260.731	333.862	28,05	232.949	256.420	10,08
GUADELOUPE	49.675	31.946	-35,69	78.031	198.130	153,91
SAINT KITTS AND NEVIS	57	0	-100,00	82	0	-100,00
UNITED KINGDOM	17.982.929	18.732.029	4,17	28.247.459	34.458.228	21,99
NETHERLANDS	41.838.902	42.957.942	2,67	44.686.409	55.237.460	23,61
FRANCE	12.052.518	10.697.687	-11,24	16.050.310	16.991.805	5,87
GERMANY, FED. REP. OF	25.288.887	24.981.995	-1,21	29.687.238	36.660.449	23,49
AUSTRIA	158.029	125.400	-20,65	460.036	367.810	-20,05
BELGIUM	20.100.484	16.666.721	-17,08	18.728.221	19.108.491	2,03
SWITZERLAND	294.860	215.064	-27,06	359.280	492.092	36,97
LUXEMBOURG	0	45	-	0	101	-
DENMARK	4.592.206	3.462.163	-24,61	6.692.317	5.220.489	-21,99
NORWAY	3.082.011	2.472.415	-19,78	6.023.691	5.181.136	-13,99
SWEDEN	1.134.634	1.112.787	-1,93	1.910.054	2.084.869	9,15
FINLAND	1.204.109	1.422.801	18,16	1.600.284	2.204.493	37,76
IRELAND	1.564.800	1.465.626	-6,34	3.140.285	3.142.185	0,06
ITALY	9.111.099	8.614.021	-5,46	15.730.437	16.007.103	1,76
SPAIN	4.288.749	5.025.583	17,18	7.598.202	9.302.591	22,43
PORTUGAL	1.240.255	1.563.010	26,02	2.171.201	3.120.486	43,72
ICELAND	24.452	26.199	7,14	28.981	54.605	88,42
MONTSERRAT	7.425	0	-100,00	28.463	0	-100,00
GREECE	1.083.651	1.590.714	46,79	1.609.576	2.170.793	34,87
VATICAN CITY STATE (HOLY SEE)	0	1.461	-	0	1.250	-
HUNGARY	135.271	139.424	3,07	166.246	397.682	139,21
POLAND	3.748.572	5.884.179	56,97	3.950.886	6.880.120	74,14
ROMANIA	41.027	43.998	7,24	45.054	61.732	37,02
BULGARIA	111.793	244.825	119,00	157.949	452.228	186,31
YUGOSLAVIA	39.082	20.430	-47,73	61.021	28.104	-53,94
ALBANIA	0	2.264	-	0	1.289	-
AZERBAIJAN	0	33.751	-	0	29.253	-
BELARUS	0	4.786	-	0	15.369	-
KAZAKHSTAN	52.805	171.956	225,64	70.382	261.329	271,30
UKRAINE	206.455	390.402	89,10	232.993	607.022	160,53
LITHUANIA	616.808	55.967	-90,93	714.511	150.299	-78,96
LATVIA	246.031	375.992	52,82	289.017	489.935	69,52
ESTONIA	18.974	201.007	959,38	21.262	264.370	1.143,39
GEORGIA	735	19.979	2.618,23	3.470	28.331	716,46
CROATIA	275.259	277.255	0,73	329.133	580.687	76,43
BOSNIA AND HERZEGOVINA	0	806	-	0	2.037	-
MALTA	26.289	57.480	118,65	38.891	88.834	128,42
SLOVAKIA	37.673	12.358	-67,20	42.956	33.285	-22,51
SLOVENIA	154.428	56.707	-63,28	242.277	124.592	-48,57
CZECH REPUBLIC	153.489	212.034	38,14	184.322	788.001	327,51
RUSSIA FEDERATION	675.293	955.746	41,53	875.857	1.534.287	75,18
<b>-TIMAH</b>	<b>55.982.753</b>	<b>32.489.550</b>	<b>-41,97</b>	<b>401.634.922</b>	<b>404.114.347</b>	<b>0,62</b>
JAPAN	5.141.389	340.932	-93,37	33.380.174	1.884.785	-94,35
HONG KONG	1.561.562	77.101	-95,06	11.336.583	668.569	-94,10
KOREA, REPUBLIC OF	262.829	262.485	-0,13	1.905.930	3.200.089	67,90
TAIWAN	2.346.043	70.057	-97,01	11.213.068	888.134	-92,08
CHINA	551.672	110.589	-79,95	3.664.592	459.762	-87,45
THAILAND	7.041.901	0	-100,00	48.654.076	0	-100,00
SINGAPORE	35.815.255	31.321.400	-12,55	271.003.408	395.038.437	45,77
PHILIPPINES	14.911	0	-100,00	81.823	0	-100,00
MALAYSIA	2.177.105	111.158	-94,89	14.124.131	1.616.648	-88,55
VIET NAM	277.628	1.392	-99,50	1.922.824	3.375	-99,82
INDIA	166.155	0	-100,00	865.611	0	-100,00
PAKISTAN	7.717	0	-100,00	57.600	0	-100,00
BANGLADESH	0	67.550	-	0	10.470	-
UNITED ARAB EMIRATES	619	0	-100,00	4.550	0	-100,00
AUSTRALIA	62.516	34.255	-45,21	299.120	106.987	-64,23
UNITED STATES	305.882	49.926	-83,68	1.824.109	121.880	-93,32
EL SALVADOR	100.000	0	-100,00	650.000	0	-100,00
NETHERLANDS	50.681	0	-100,00	299.526	0	-100,00

TABEL 5. PERKEMBANGAN EKSPOR INDONESIA MENURUT KOMODITI DAN NEGARA TUJUAN

JENIS BARANG	BERAT BERSIH (KG)		PERUB	NILAI FOB (US \$)		PERUB
	JAN-MEI 2006	JAN-MEI 2007	%	JAN-MEI 2006	JAN-MEI 2007	%
(1)	(2)	(3)	(4)	(5)	(6)	(7)
FRANCE	0	413	-	0	270	-
GERMANY, FED. REP. OF	73.605	42.232	-42,62	147.303	108.191	-26,55
NORWAY	0	60	-	0	6.750	-
ITALY	25.283	0	-100,00	200.494	0	-100,00
<b>-ALUMINIUM</b>	<b>135.755.564</b>	<b>121.711.625</b>	<b>-10,35</b>	<b>355.064.412</b>	<b>368.234.031</b>	<b>3,71</b>
JAPAN	79.932.972	71.671.196	-10,34	188.986.163	197.592.749	4,55
HONG KONG	1.216.668	454.800	-62,62	3.324.259	1.665.353	-49,90
KOREA, REPUBLIC OF	2.754.120	2.472.622	-10,22	5.476.726	3.576.633	-34,69
TAIWAN	2.997.524	1.022.295	-65,90	8.084.146	3.724.002	-53,93
CHINA	1.419.500	1.086.277	-23,47	3.220.359	4.204.165	30,55
PAPUA NEW GUINEA	262.109	370.019	41,17	826.579	1.312.592	58,80
THAILAND	3.173.723	2.999.420	-5,49	11.222.420	10.814.046	-3,64
SINGAPORE	5.563.630	6.265.011	12,61	15.885.998	21.318.953	34,20
PHILIPPINES	3.966.324	4.146.737	4,55	11.847.810	13.465.256	13,65
MALAYSIA	8.174.811	5.333.242	-34,76	22.158.011	18.022.310	-18,66
MYANMAR (FORM. BURMA)	7.218	119.771	1.559,34	33.645	380.405	1.030,64
BRUNEI DARUSSALAM	36.374	96.990	166,65	97.053	389.566	301,40
VIET NAM	453.831	783.129	72,56	2.252.746	3.131.212	39,00
MALDIVES	5.028	2.873	-42,86	25.697	3.106	-87,91
INDIA	542.055	498.137	-8,10	1.995.142	1.958.501	-1,84
PAKISTAN	29.955	25.620	-14,47	99.604	105.801	6,22
BANGLADESH	107.704	109.200	1,39	415.989	363.342	-12,66
SRI LANKA	156.900	30.276	-80,70	473.049	142.299	-69,92
IRAQ	0	7.975	-	0	47.909	-
IRAN (ISLAMIC REPUBLIC OF)	18.582	0	-100,00	57.103	0	-100,00
SAUDI ARABIA	194.466	186.444	-4,13	614.135	623.958	1,60
KUWAIT	2.613	0	-100,00	8.438	0	-100,00
TURKEY	16.339	77.404	373,74	69.750	319.359	357,86
UNITED ARAB EMIRATES	126.222	73.196	-42,01	502.113	428.592	-14,64
QATAR	20.034	177	-99,12	65.226	753	-98,85
CYPRUS	674	0	-100,00	1.442	0	-100,00
EGYPT	0	1.019.829	-	0	3.571.828	-
MOROCCO	40.527	0	-100,00	148.245	0	-100,00
TUNISIA	8.926	0	-100,00	32.352	0	-100,00
SUDAN	418.333	22.813	-94,55	1.248.562	114.323	-90,84
ETHIOPIA	5.578.398	0	-100,00	15.519.894	0	-100,00
MADAGASCAR	7.084	46.270	553,16	17.564	143.025	714,31
REUNION	4.486	16.377	265,07	10.798	52.871	389,64
MOZAMBIQUE	0	3.056	-	0	19.082	-
TOGO	24.888	0	-100,00	71.014	0	-100,00
GHANA	496	10.395	1.995,77	4.060	55.347	1.263,23
NIGERIA	730	987.573	135.183,97	4.448	1.428.589	32.017,56
COTE D'IVOIRE	10.092	0	-100,00	52.200	0	-100,00
SENEGAL	27.809	4.461	-83,96	86.668	19.579	-77,41
U.S. VIRGIN ISLANDS	0	20	-	0	34	-
SEYCHELLES	16.923	0	-100,00	72.464	0	-100,00
UGANDA	0	149.100	-	0	546.000	-
SOUTH AFRICA	86.994	156.167	79,51	322.445	648.562	101,14
MALAWI	0	22.324	-	0	125.456	-
MAURITIUS	331.587	264.567	-20,21	938.137	851.422	-9,24
AUSTRALIA	1.890.870	2.495.008	31,95	4.626.690	9.255.196	100,04
NEW ZEALAND	236.743	385.349	62,77	780.800	1.375.569	76,17
PALAU	1	0	-100,00	12	0	-100,00
NEW CALEDONIA	126.000	128.597	2,06	312.701	431.893	38,12
VANUATU	0	2.785	-	0	18.612	-
FIJI	50.885	65.370	28,47	135.194	215.618	59,49
EAST TIMOR	793	15	-98,11	1.117	42	-96,24
UNITED STATES	12.741.798	15.635.028	22,71	42.476.884	54.511.817	28,33
CANADA	1.076.305	1.278.103	18,75	3.418.124	5.095.123	49,06
MEXICO	3	0	-100,00	66	0	-100,00
PANAMA	0	913	-	0	9.716	-
CHILE	23.887	22.537	-5,65	141.889	141.758	-0,09
ARGENTINA	0	71	-	0	70	-
BRAZIL	2.200	2.310	5,00	10.900	8.218	-24,61
COLOMBIA	17.665	0	-100,00	55.115	0	-100,00
ECUADOR	0	56	-	0	148	-
PERU	2	0	-100,00	8	0	-100,00
JAMAICA	0	1.357	-	0	112	-
PUERTO RICO	68.917	19.862	-71,18	205.645	65.871	-67,97
DOMINICAN REPUBLIC	1.283	3.245	152,92	10.663	32.812	207,72
EL SALVADOR	12.889	0	-100,00	40.168	0	-100,00
COSTA RICA	9	0	-100,00	2	0	-100,00
HAITI	5.258	0	-100,00	23.067	0	-100,00
ANTIGUA AND BARBUDA	8	0	-100,00	159	0	-100,00
FRENCH POLYNESIA	93	1.256	1.250,54	115	1.491	1.196,52
NETHERLANDS ANTILLES	0	3	-	0	125	-
GUADELOUPE	34	84	147,06	60	58	-3,33



TABEL 5. PERKEMBANGAN EKSPOR INDONESIA MENURUT KOMODITI DAN NEGARA TUJUAN

JENIS BARANG	BERAT BERSIH (KG)		PERUB	NILAI FOB (US \$)		PERUB
	JAN-MEI 2006	JAN-MEI 2007	%	JAN-MEI 2006	JAN-MEI 2007	%
(1)	(2)	(3)	(4)	(5)	(6)	(7)
UNITED KINGDOM	456.145	450.053	-1,34	2.202.263	2.234.345	1,46
NETHERLANDS	77.901	73.715	-5,37	438.646	462.956	5,54
FRANCE	125.481	176.341	40,53	741.865	1.007.414	35,79
GERMANY, FED. REP. OF	31.109	43.525	39,91	121.703	265.708	118,32
AUSTRIA	0	5.354	-	0	28.502	-
BELGIUM	249.661	84.587	-66,12	790.443	532.291	-32,66
SWITZERLAND	8.744	473	-94,59	15.296	949	-93,80
DENMARK	2.924	17.999	515,56	29.394	67.620	130,05
NORWAY	0	2.443	-	0	15.659	-
SWEDEN	2.200	22.530	924,09	6.250	82.809	1.224,94
IRELAND	0	104	-	0	63	-
ITALY	58.111	110.471	90,10	303.205	581.814	91,89
SPAIN	17.740	76.693	332,32	74.668	311.537	317,23
PORTUGAL	0	1.653	-	0	9.580	-
GREECE	3.239	131	-95,96	9.158	225	-97,54
DEMOCRATIC REPUBLIC OF THE CONC	0	14.359	-	0	55.351	-
HUNGARY	626	3.360	436,74	25.375	22.591	-10,97
ROMANIA	0	276	-	0	487	-
BULGARIA	0	4	-	0	2	-
YUGOSLAVIA	0	3.196	-	0	49.333	-
CROATIA	8.482	4.052	-52,23	32.235	24.692	-23,40
MALTA	2.332	0	-100,00	13.014	0	-100,00
SLOVAKIA	0	3	-	0	435	-
SLOVENIA	10.499	0	-100,00	37.032	0	-100,00
CZECH REPUBLIC	8.034	39.574	392,58	36.685	130.845	256,67
RUSSIA FEDERATION	700.044	3.017	-99,57	1.675.347	17.594	-98,95
<b>-NIKEL</b>	<b>34.464.608</b>	<b>52.012.043</b>	<b>50,91</b>	<b>322.801.806</b>	<b>987.211.226</b>	<b>205,83</b>
JAPAN	34.338.093	35.680.451	3,91	322.120.717	823.660.803	155,70
HONG KONG	0	23.230	-	0	89.209	-
KOREA, REPUBLIC OF	0	4.958.276	-	0	45.623.612	-
TAIWAN	0	2.970.197	-	0	29.077.039	-
CHINA	39.770	7.178	-81,95	152.869	36.433	-76,17
THAILAND	0	1	-	0	1.280	-
SINGAPORE	62.667	126.120	101,25	298.949	3.022.167	910,93
PHILIPPINES	0	971	-	0	13.960	-
MALAYSIA	249	180	-27,71	3.008	9.300	209,18
VIET NAM	0	205	-	0	1.250	-
PAKISTAN	582	958	64,60	35.085	56.640	61,44
BANGLADESH	0	92	-	0	5.520	-
AUSTRALIA	132	0	-100,00	330	0	-100,00
UNITED STATES	17.958	0	-100,00	99.650	0	-100,00
UNITED KINGDOM	0	2.263	-	0	21.681	-
NETHERLANDS	5.149	8.197.068	159.097,28	86.999	85.277.511	97.921,25
GERMANY, FED. REP. OF	8	22	175,00	4.199	357	-91,50
BELGIUM	0	34.361	-	0	117.000	-
SWITZERLAND	0	61	-	0	99	-
SWEDEN	0	10.409	-	0	197.365	-
<b>-BESI/BAJA</b>	<b>897.383.394</b>	<b>890.585.854</b>	<b>-0,76</b>	<b>707.437.737</b>	<b>901.651.339</b>	<b>27,45</b>
JAPAN	26.296.410	42.539.442	61,77	43.522.858	77.550.396	78,18
HONG KONG	3.937.317	8.464.132	114,97	6.088.767	16.945.181	178,30
KOREA, DEMOCRATIC PEOPLE'S REPL	0	4.145	-	0	32.625	-
KOREA, REPUBLIC OF	23.906.942	14.964.728	-37,40	39.240.938	47.471.454	20,97
TAIWAN	34.139.410	4.492.418	-86,84	29.094.408	15.762.557	-45,82
CHINA	55.364.464	83.947.351	51,63	37.814.462	25.899.628	-31,51
MACAU	0	48	-	0	820	-
PAPUA NEW GUINEA	2.177.759	6.564.318	201,43	2.918.756	6.985.162	139,32
THAILAND	18.703.008	8.573.872	-54,16	21.902.273	17.105.109	-21,90
SINGAPORE	194.742.512	191.204.200	-1,82	149.285.134	194.300.639	30,15
PHILIPPINES	46.118.544	5.361.828	-88,37	13.896.830	8.435.551	-39,30
MALAYSIA	64.952.577	103.579.865	59,47	36.808.057	78.469.590	113,19
MYANMAR (FORM. BURMA)	458.632	1.833.237	299,72	1.984.186	1.488.138	-25,00
CAMBODIA	379	103	-72,82	10.937	1.156	-89,43
BRUNEI DARUSSALAM	504.719	746.075	47,82	1.081.890	375.823	-65,26
LAO PEOPLE'S DEMOCRATIC REPUBLI	0	29.795	-	0	253.503	-
VIET NAM	28.657.390	47.432.959	65,52	21.561.840	51.839.442	140,42
MALDIVES	90.358	36.934	-59,12	187.621	51.775	-72,40
INDIA	80.492.126	58.785.078	-26,97	33.086.123	51.334.476	55,15
PAKISTAN	11.904.485	4.018.564	-66,24	7.431.521	3.902.852	-47,48
BANGLADESH	1.529.923	2.799.800	83,00	1.064.811	2.007.716	88,55
SRI LANKA	8.558.933	3.436.587	-59,85	4.017.607	2.491.358	-37,99
IRAN (ISLAMIC REPUBLIC OF)	25.388.289	25.294.906	-0,37	18.368.751	13.224.887	-28,00
SAUDI ARABIA	7.848.899	14.383.134	83,25	5.814.137	11.936.821	105,31
KUWAIT	5.189.184	2.528.443	-51,27	4.223.274	4.531.407	7,30
JORDAN	600	287	-52,17	763	682	-10,62
LEBANON	15.310	22.738	48,52	39.849	63.625	59,67
YEMEN	849.504	6.016.329	608,22	1.357.056	7.780.875	473,36

TABEL 5. PERKEMBANGAN EKSPOR INDONESIA MENURUT KOMODITI DAN NEGARA TUJUAN

JENIS BARANG	BERAT BERSIH (KG)		PERUB	NILAI FOB (US \$)		PERUB
	JAN-MEI 2006	JAN-MEI 2007	%	JAN-MEI 2006	JAN-MEI 2007	%
(1)	(2)	(3)	(4)	(5)	(6)	(7)
OMAN	17.116	108.375	533,18	59.158	364.023	515,34
SYRIA ARAB REPUBLIC	1.729.260	1.471.462	-14,91	3.582.952	3.241.236	-9,54
TURKEY	538.688	924.334	71,59	746.653	1.092.760	46,35
UNITED ARAB EMIRATES	17.294.919	33.255.036	92,28	12.781.179	27.238.144	113,11
QATAR	9.364.413	8.039.369	-14,15	15.025.993	23.378.026	55,58
BAHRAIN	7.187.081	246	-100,00	3.554.776	847	-99,98
CYPRUS	13.841	13.923	0,59	51.347	46.872	-8,72
EGYPT	1.734.826	4.545.900	162,04	3.151.486	8.134.958	158,13
LIBYAN ARAB JAMAHIRIYA	139.201	84.586	-39,23	307.026	135.022	-56,02
MOROCCO	10.796	1.934	-82,09	45.581	3.351	-92,65
TUNISIA	0	1.353	-	0	5.044	-
ALGERIA	915.966	2.229.795	143,44	3.327.990	2.649.749	-20,38
SUDAN	5.565	473.973	8.417,04	10.719	301.849	2.716,02
TANZANIA, UNITED REPUBLIC OF	0	821	-	0	3.710	-
MADAGASCAR	988.246	1.163.313	17,71	683.239	992.162	45,21
KENYA	111.644	47.824	-57,16	470.558	43.678	-90,72
REUNION	12.123	22.730	87,49	24.069	29.305	21,75
MOZAMBIQUE	275	0	-100,00	132	0	-100,00
TOGO	7.144	1	-99,99	19.425	2	-99,99
GHANA	12.522	487.232	3.791,01	14.666	1.018.629	6.845,51
GUINEA	543.587	0	-100,00	159.025	0	-100,00
ANGOLA	0	366.633	-	0	607.740	-
CONGO	34.033	797.402	2.243,03	22.429	1.605.799	7.059,48
CAMEROON	16.516	21.142	28,01	31.362	153.120	388,23
NIGERIA	1.340.600	3.697.863	175,84	2.265.160	1.792.348	-20,87
COTE D'IVOIRE	21.906	17.736	-19,04	42.932	14.685	-65,79
SENEGAL	2.737	384	-85,97	3.961	153	-96,14
MAURITANIA	48.151	0	-100,00	67.472	0	-100,00
BENIN	0	20.831	-	0	24.645	-
GAMBIA	0	1.184	-	0	7.125	-
SEYCHELLES	949.567	237	-99,98	843.747	278	-99,97
UGANDA	1	0	-100,00	12	0	-100,00
SAINT HELENA	0	86	-	0	548	-
SOUTH AFRICA	1.129.018	776.761	-31,20	917.364	744.077	-18,89
COMOROS	0	2.186	-	0	385	-
MAURITIUS	1.957.347	1.991.717	1,76	2.844.395	2.623.392	-7,77
AUSTRALIA	37.397.519	38.534.515	3,04	26.873.683	28.633.842	6,55
NEW ZEALAND	5.445.646	2.608.604	-52,10	3.342.325	2.015.164	-39,71
MICRONESIA, FEDERATED STATES OF	6	0	-100,00	15	0	-100,00
GUAM	13.392	32.402	141,95	7.371	13.264	79,95
PALAU	2	0	-100,00	72	0	-100,00
NEW CALEDONIA	14.831	9.935	-33,01	25.071	12.448	-50,35
NORTHERN MARIANA ISLANDS	41	19	-53,66	74	71	-4,05
SAINT VINCENT AND THE GRENADINES	0	253	-	0	399	-
VANUATU	2.453	1.543	-37,10	1.179	1.967	66,84
WALLIS AND FUTUNA ISLANDS	308	1.280	315,58	404	2.318	473,76
COOK ISLANDS	46	2.367	5.045,65	223	4.344	1.847,98
FIJI	35.852	317.289	785,00	29.042	432.506	1.389,24
MARSHALL ISLANDS	2.873	0	-100,00	7.020	0	-100,00
SAMOA	0	1.501	-	0	4.551	-
SOLOMON ISLANDS	0	24.069	-	0	39.278	-
CHRISTMAS ISLANDS	200	0	-100,00	200	0	-100,00
EAST TIMOR	337.418	9.339	-97,23	215.078	10.193	-95,26
UNITED STATES	35.105.415	16.616.976	-52,67	39.696.167	33.160.354	-16,46
CANADA	17.046.463	557.977	-96,73	9.000.820	2.005.227	-77,72
MEXICO	39.737	158.412	298,65	150.158	422.285	181,23
GUATEMALA	97.252	36.304	-62,67	210.227	59.861	-71,53
NICARAGUA	597	51	-91,46	258	39	-84,88
PANAMA	4.902	6.402	30,60	29.096	7.671	-73,64
SURINAME	25.416	0	-100,00	25.453	0	-100,00
CHILE	22.624	5.857	-74,11	133.302	5.987	-95,51
VENEZUELA	29.110	53.504	83,80	83.189	123.241	48,15
ARGENTINA	104.242	173.929	66,85	618.802	815.972	31,86
BRAZIL	312.456	319.366	2,21	1.516.838	1.212.519	-20,06
COLOMBIA	601	21.980	3.557,24	664	49.740	7.390,96
BOLIVIA	0	2.500	-	0	30.788	-
URUGUAY	1	42.499	4.249.800,00	2	183.466	9.173.200,00
ECUADOR	0	22.280	-	0	71.196	-
PERU	14.870	212.906	1.331,78	72.720	368.559	406,82
JAMAICA	7.382	181	-97,55	12.810	95	-99,26
PUERTO RICO	93	19	-79,57	530	60	-88,68
DOMINICAN REPUBLIC	118	0	-100,00	155	0	-100,00
COSTA RICA	5.144	4.623	-10,13	2.690	4.111	52,83
BARBADOS	112	0	-100,00	136	0	-100,00
ANTIGUA AND BARBUDA	5.320	0	-100,00	2.378	0	-100,00
ANGUILLA	0	5.714	-	0	17.282	-
BERMUDA	11	1	-90,91	346	2	-99,42
FALKLAND ISLANDS (MALVINAS)	43	0	-100,00	163	0	-100,00

TABEL 5. PERKEMBANGAN EKSPOR INDONESIA MENURUT KOMODITI DAN NEGARA TUJUAN

JENIS BARANG	BERAT BERSIH (KG)		PERUB	NILAI FOB (US \$)		PERUB	
	JAN-MEI 2006	JAN-MEI 2007	%	JAN-MEI 2006	JAN-MEI 2007	%	
(1)	(2)	(3)	(4)	(5)	(6)	(7)	
FRENCH GUIANA		17			112	1.447	1.191,96
FRENCH POLYNESIA	18.121	10.411	-42,55	44.362	17.843	-59,78	
MARTINIQUE	294	524	78,23	628	1.846	193,95	
NETHERLANDS ANTILLES	4.692	139	-97,04	30.737	734	-97,61	
GUADELOUPE	775	751	-3,10	971	2.332	140,16	
UNITED KINGDOM	15.517.345	24.061.367	55,06	8.045.679	14.472.782	79,88	
NETHERLANDS	51.161.650	40.408.653	-21,02	36.221.497	31.504.880	-13,02	
FRANCE	481.982	1.403.503	191,19	1.593.621	4.041.077	153,58	
GERMANY, FED. REP. OF	10.259.703	21.056.751	105,24	7.154.388	15.925.109	122,59	
AUSTRIA	360	449	24,72	993	6.256	530,01	
BELGIUM	10.647.901	23.517.379	120,86	7.323.932	18.238.245	149,02	
SWITZERLAND	5.358.402	73.528	-98,63	17.511.843	178.890	-98,98	
DENMARK	5.940.593	11.019.644	85,50	3.097.540	6.718.591	116,90	
NORWAY	1.438	5.047	250,97	25.297	60.158	137,81	
SWEDEN	41.747	27.300	-34,61	102.385	120.084	17,29	
FINLAND	19.018	45.435	138,91	99.136	213.116	114,97	
IRELAND	1.123	18.904	1.583,35	1.480	27.582	1.763,65	
ITALY	7.513.352	4.899.223	-34,79	5.856.098	16.122.610	175,31	
SPAIN	470.697	762.758	62,05	1.811.986	2.046.916	12,97	
PORTUGAL	24.570	73.198	197,92	111.860	354.202	216,65	
GREECE	79.108	83.669	5,77	137.003	379.067	176,69	
VATICAN CITY STATE (HOLY SEE)	0	152	-	0	130	-	
ANDORRA	0	146.863	-	0	522.340	-	
DEMOCRATIC REPUBLIC OF THE CONG	0	1.888	-	0	8.183	-	
HUNGARY	1.945	1.774	-8,79	1.893	4.156	119,55	
POLAND	4.915.389	38.429	-99,22	2.392.488	191.869	-91,98	
ROMANIA	0	506	-	0	486	-	
BULGARIA	1.809	2.740	51,46	3.829	9.173	139,57	
YUGOSLAVIA	609	334	-45,16	1.092	517	-52,66	
AZERBAIJAN	17.391	820.790	4.619,63	22.608	1.363.757	5.932,19	
UKRAINE	6.985	221	-96,84	30.035	271	-99,10	
LITHUANIA	88	395	348,86	300	2.504	734,67	
ESTONIA	0	38.687	-	0	147.744	-	
GEORGIA	67	0	-100,00	322	0	-100,00	
CROATIA	0	1.955	-	0	3.501	-	
MALTA	127	4.554.858	3.586.402,36	235	2.475.869	1.053.461,28	
SLOVAKIA	3.061	142	-95,36	13.997	3.874	-72,32	
SLOVENIA	5.610	6.824	21,64	16.226	19.750	21,72	
CZECH REPUBLIC	6.129	7.503	22,42	60.167	43.222	-28,16	
RUSSIA FEDERATION	854.037	80.119	-90,62	1.806.679	214.516	-88,13	
<b>-TEMBAGA</b>	<b>123.393.883</b>	<b>142.091.706</b>	<b>15,15</b>	<b>765.296.636</b>	<b>1.063.847.559</b>	<b>39,01</b>	
JAPAN	1.262.199	21.355.284	1.591,91	101.159.785	308.318.950	204,78	
HONG KONG	6.265.590	5.346.749	-14,66	28.463.095	31.044.441	9,07	
KOREA, REPUBLIC OF	3.182.133	2.199.770	-30,87	87.769.134	47.493.688	-45,89	
TAIWAN	11.226.748	13.600.339	21,14	59.040.529	86.252.819	46,09	
CHINA	31.055.296	28.165.531	-9,31	118.854.830	127.063.654	6,91	
THAILAND	21.033.243	20.211.649	-3,91	114.034.642	130.788.763	14,69	
SINGAPORE	7.839.883	7.482.911	-4,55	36.589.839	44.470.249	21,54	
PHILIPPINES	9.338.818	6.798.918	-27,20	49.832.727	46.920.974	-5,84	
MALAYSIA	26.997.858	32.158.466	19,11	138.847.223	211.603.743	52,40	
MYANMAR (FORM. BURMA)	0	1.794	-	0	14.062	-	
CAMBODIA	0	30	-	0	550	-	
BRUNEI DARUSSALAM	4.186	3.155	-24,63	4.523	1.524	-66,31	
LAO PEOPLE'S DEMOCRATIC REPUBLI	0	1.440	-	0	89.700	-	
VIET NAM	4.151.149	3.241.288	-21,92	24.669.325	21.821.717	-11,54	
MALDIVES	2.313	1.220	-47,25	14.715	15.411	4,73	
INDIA	80.084	202.028	152,27	415.489	1.537.957	270,16	
PAKISTAN	0	33	-	0	400	-	
BANGLADESH	100.547	120.009	19,36	521.754	920.014	76,33	
SRI LANKA	2	36	1.700,00	360	200	-44,44	
IRAN (ISLAMIC REPUBLIC OF)	0	1.524	-	0	21.810	-	
LEBANON	102	713	599,02	105	1.109	956,19	
TURKEY	192	432	125,00	331	345	4,23	
UNITED ARAB EMIRATES	3.990	703	-82,38	21.320	3.138	-85,28	
EGYPT	268	0	-100,00	570	0	-100,00	
MADAGASCAR	75.000	200.000	166,67	33.000	100.000	203,03	
KENYA	64	0	-100,00	72	0	-100,00	
REUNION	0	105	-	0	334	-	
SENEGAL	0	120	-	0	4.984	-	
SEYCHELLES	59	0	-100,00	207	0	-100,00	
SOUTH AFRICA	3.625	744	-79,48	4.812	885	-81,61	
VIRGIN ISLANDS (BRITISH)	81	0	-100,00	377	0	-100,00	
AUSTRALIA	6.120	85.170	1.291,67	13.175	362.028	2.647,84	
NEW ZEALAND	1.017	428	-57,92	2.292	606	-73,56	
NEW CALEDONIA	229	0	-100,00	354	0	-100,00	
VANUATU	0	233	-	0	282	-	
FIJI	1.677	298	-82,23	3.180	1.696	-46,67	

TABEL 5. PERKEMBANGAN EKSPOR INDONESIA MENURUT KOMODITI DAN NEGARA TUJUAN

JENIS BARANG	BERAT BERSIH (KG)		PERUB	NILAI FOB (US \$)		PERUB
	JAN-MEI 2006	JAN-MEI 2007	%	JAN-MEI 2006	JAN-MEI 2007	%
(1)	(2)	(3)	(4)	(5)	(6)	(7)
UNITED STATES	563.826	342.583	-39,24	3.805.401	3.502.437	-7,96
CANADA	14.161	42.076	197,13	54.837	373.622	581,33
MEXICO	54	302	459,26	104	2.612	2.411,54
CHILE	12	0	-100,00	59	0	-100,00
VENEZUELA	0	4	-	0	119	-
BRAZIL	1.078	29.998	2.682,75	4.625	140.379	2.935,22
COLOMBIA	0	91	-	0	123	-
BOLIVIA	0	44	-	0	497	-
ECUADOR	0	7.148	-	0	17.092	-
BAHAMAS	0	140	-	0	3.475	-
DOMINICAN REPUBLIC	1.799	113	-93,72	2.530	193	-92,37
ANTIGUA AND BARBUDA	0	33	-	0	1.591	-
ANGUILLA	0	78	-	0	236	-
FRENCH POLYNESIA	278	0	-100,00	2.181	0	-100,00
UNITED KINGDOM	9.437	97.473	932,88	27.717	245.492	785,71
NETHERLANDS	86.858	57.020	-34,35	196.331	67.535	-65,60
FRANCE	7.082	3.379	-52,29	21.904	13.383	-38,90
GERMANY, FED. REP. OF	20.509	29.426	43,48	111.398	136.346	22,40
AUSTRIA	123	0	-100,00	578	0	-100,00
BELGIUM	6.501	22.617	247,90	93.843	151.078	60,99
SWITZERLAND	875	225	-74,29	2.744	231	-91,58
DENMARK	407	2.021	396,56	886	8.925	907,34
SWEDEN	2.512	19.345	670,10	2.006	169.666	8.357,93
FINLAND	204	10	-95,10	390	8	-97,95
ITALY	1.497	4.548	203,81	3.200	4.349	35,91
SPAIN	5.885	4.070	-30,84	9.972	14.481	45,22
PORTUGAL	0	760	-	0	1.713	-
GREECE	160	1.099	586,88	378	3.568	843,92
DEMOCRATIC REPUBLIC OF THE CONG	0	25.173	-	0	97.030	-
HUNGARY	35.429	0	-100,00	647.127	0	-100,00
POLAND	702	102	-85,47	1.767	30	-98,30
UKRAINE	1.905	0	-100,00	8.603	0	-100,00
CROATIA	69	4	-94,20	195	39	-80,00
MALTA	47	0	-100,00	95	0	-100,00
SLOVAKIA	0	104	-	0	6.388	-
CZECH REPUBLIC	0	220.600	-	0	28.888	-
<b>-SENG</b>	<b>2.098.269</b>	<b>2.325.896</b>	<b>10,85</b>	<b>3.180.847</b>	<b>4.544.556</b>	<b>42,87</b>
JAPAN	1.017.393	1.057.047	3,90	1.343.189	2.202.058	63,94
HONG KONG	19.000	0	-100,00	19.000	0	-100,00
KOREA, REPUBLIC OF	116.363	0	-100,00	164.538	0	-100,00
TAIWAN	8.997	156.638	1.641,00	3.205	111.078	3.365,77
CHINA	102.246	226.556	121,58	200.507	202.152	0,82
THAILAND	60.120	120.000	99,60	130.681	349.855	167,72
SINGAPORE	148.669	265.674	78,70	249.611	545.313	118,47
PHILIPPINES	86.595	56.095	-35,22	138.532	84.077	-39,31
MALAYSIA	178.883	33.663	-81,18	299.691	89.984	-69,97
BRUNEI DARUSSALAM	0	1.693	-	0	6.112	-
VIET NAM	40.003	114.668	186,65	101.093	406.022	301,63
INDIA	40.000	210.195	425,49	90.100	425.772	372,55
SRI LANKA	69.570	53.741	-22,75	116.640	88.046	-24,51
LEBANON	4.483	0	-100,00	11.267	0	-100,00
TURKEY	100	0	-100,00	50	0	-100,00
NIGERIA	95.390	20.000	-79,03	118.015	20.000	-83,05
MALI	118	0	-100,00	502	0	-100,00
GAMBIA	0	619	-	0	435	-
AUSTRALIA	68.216	4.057	-94,05	95.022	8.304	-91,26
AMERICAN SAMOA	0	2.076	-	0	2.944	-
EAST TIMOR	34.709	330	-99,05	49.973	294	-99,41
BRAZIL	6.437	0	-100,00	44.006	0	-100,00
JAMAICA	0	2.677	-	0	220	-
UNITED KINGDOM	851	9	-98,94	4.683	1.400	-70,10
FRANCE	0	158	-	0	490	-
BELGIUM	119	0	-100,00	183	0	-100,00
RUSSIA FEDERATION	7	0	-100,00	359	0	-100,00
<b>-LOGAM TIDAK MULIA LAIN</b>	<b>23.491.044</b>	<b>233.818.830</b>	<b>895,35</b>	<b>69.232.552</b>	<b>87.224.799</b>	<b>25,99</b>
JAPAN	4.481.869	60.178.998	1.242,72	16.714.569	15.593.174	-6,71
HONG KONG	421.526	631.430	49,80	1.413.736	1.952.914	38,14
KOREA, REPUBLIC OF	189.552	101.892	-46,25	390.309	268.275	-31,27
TAIWAN	91.435	63.226	-30,85	228.111	202.825	-11,08
CHINA	256.979	427.924	66,52	823.836	1.168.557	41,84
MONGOLIA	100	0	-100,00	10.858	0	-100,00
MACAU	0	106	-	0	2.664	-
PAPUA NEW GUINEA	269.714	531.704	97,14	678.114	1.320.347	94,71
THAILAND	1.276.172	1.125.499	-11,81	5.914.297	6.697.317	13,24
SINGAPORE	6.547.133	8.867.765	35,45	12.172.411	13.475.240	10,70
PHILIPPINES	495.860	71.069.762	14.232,63	1.018.363	4.568.748	348,64

TABEL 5. PERKEMBANGAN EKSPOR INDONESIA MENURUT KOMODITI DAN NEGARA TUJUAN

JENIS BARANG	BERAT BERSIH (KG)		PERUB	NILAI FOB (US \$)		PERUB
	JAN-MEI 2006	JAN-MEI 2007	%	JAN-MEI 2006	JAN-MEI 2007	%
(1)	(2)	(3)	(4)	(5)	(6)	(7)
MALAYSIA	1.362.336	1.374.686	0,91	3.924.502	5.223.181	33,09
MYANMAR (FORM. BURMA)	17.215	15.178	-11,83	36.425	37.849	3,91
CAMBODIA	899	24.812	2.659,96	8.181	20.479	150,32
BRUNEI DARUSSALAM	26.491	22.250	-16,01	41.892	88.212	110,57
LAO PEOPLE'S DEMOCRATIC REPUBLI	440	0	-100,00	9.267	0	-100,00
VIET NAM	264.771	576.511	117,74	798.885	2.592.027	224,46
MALDIVES	12.305	25.133	104,25	15.236	19.921	30,75
INDIA	233.657	353.018	51,08	582.386	933.904	60,36
PAKISTAN	57.288	23.242	-59,43	166.502	183.285	10,08
BANGLADESH	21.360	17.811	-16,62	80.474	70.192	-12,78
SRI LANKA	36.778	23.448	-36,24	64.669	70.986	9,77
IRAN (ISLAMIC REPUBLIC OF)	21.868	37.558	71,75	37.120	85.060	129,15
SAUDI ARABIA	261.529	709.877	171,43	219.240	750.959	242,53
KUWAIT	38.344	27.463	-28,38	41.426	75.856	83,11
JORDAN	8.697	0	-100,00	14.103	0	-100,00
LEBANON	7.825	1.828	-76,64	12.924	2.436	-81,15
YEMEN	227	520	129,07	437	300	-31,35
OMAN	38.156	69.142	81,21	39.162	78.949	101,60
SYRIA ARAB REPUBLIC	95.437	9.190	-90,37	70.986	299.149	321,42
TURKEY	11.563	1.222	-89,43	45.296	4.403	-90,28
UNITED ARAB EMIRATES	303.360	612.685	101,97	558.352	759.323	35,99
QATAR	47.048	46.065	-2,09	55.019	63.494	15,40
BAHRAIN	2.835	383	-86,49	8.573	1.017	-88,14
CYPRUS	25.985	89	-99,66	22.334	206	-99,08
EGYPT	18.568	64.575	247,78	94.565	112.971	19,46
LIBYAN ARAB JAMAHIRIYA	20.000	19.458	-2,71	19.870	19.609	-1,31
MOROCCO	15.943	27.344	71,51	35.508	28.266	-20,40
TUNISIA	0	1.496	-	0	37.293	-
ALGERIA	0	40.000	-	0	40.040	-
SUDAN	0	626	-	0	3.300	-
ETHIOPIA	0	4.619	-	0	5.320	-
TANZANIA, UNITED REPUBLIC OF	2.586	28.965	1.020,07	26.087	89.086	241,50
MADAGASCAR	6.487	31.418	384,32	3.405	24.907	631,48
KENYA	35.379	74.781	111,37	80.368	221.625	175,76
REUNION	2.416	1.748	-27,65	3.583	1.082	-69,80
TOGO	8.704	0	-100,00	20.105	0	-100,00
GHANA	932	18.200	1.852,79	1.566	24.375	1.456,51
LIBERIA	0	798	-	0	11.160	-
GUINEA	16.229	0	-100,00	9.130	0	-100,00
ANGOLA	2.047	31.068	1.417,73	1.275	35.476	2.682,43
CAMEROON	12.500	182	-98,54	26.420	8.876	-66,40
NIGERIA	415.198	263.477	-36,54	954.882	630.580	-33,96
SENEGAL	0	156	-	0	1.123	-
BENIN	10.680	57.577	439,11	8.483	38.720	356,44
SEYCHELLES	689	0	-100,00	3.195	0	-100,00
UGANDA	790	10.626	1.245,06	1.986	29.967	1.408,91
SOUTH AFRICA	203.798	158.865	-22,05	604.641	333.547	-44,84
MAURITIUS	981	6.691	582,06	5.349	30.987	479,30
AUSTRALIA	539.114	1.073.246	99,08	2.513.912	4.927.609	96,01
NEW ZEALAND	89.025	244.493	174,63	293.191	278.931	-4,86
GUAM	420	711	69,29	1.829	2.880	57,46
NEW CALEDONIA	24.097	47.973	99,08	49.958	172.490	245,27
NORTHERN MARIANA ISLANDS	1	0	-100,00	4	0	-100,00
VANUATU	1.756	1.292	-26,42	824	1.648	100,00
WALLIS AND FUTUNA ISLANDS	683	0	-100,00	279	0	-100,00
AMERICAN SAMOA	0	525	-	0	192	-
COOK ISLANDS	0	1.021	-	0	815	-
FIJI	3.276	11.787	259,80	15.343	65.373	326,08
SAMOA	0	4.293	-	0	15.642	-
TOKELAU	15.749	0	-100,00	15.200	0	-100,00
EAST TIMOR	15.380	3.611	-76,52	12.676	6.887	-45,67
UNITED STATES	1.219.874	847.230	-30,55	7.132.891	6.519.757	-8,60
CANADA	166.434	150.710	-9,45	824.061	1.401.813	70,11
MEXICO	24.024	6.035	-74,88	153.695	41.682	-72,88
PANAMA	9.383	18.783	100,18	37.445	70.225	87,54
SURINAME	0	4.727	-	0	14.818	-
CHILE	61.042	14.370	-76,46	342.124	110.219	-67,78
VENEZUELA	8.770	17.728	102,14	18.938	32.457	71,39
ARGENTINA	41.725	13.081	-68,65	167.440	133.497	-20,27
BRAZIL	19.120	8.094	-57,67	87.449	70.891	-18,93
COLOMBIA	686	1.440	109,91	437	8.251	1.788,10
ECUADOR	70	941	1.244,29	10.640	4.105	-61,42
TRINIDAD AND TOBAGO	110	0	-100,00	313	0	-100,00
BAHAMAS	125	0	-100,00	90	0	-100,00
JAMAICA	0	608	-	0	559	-
PUERTO RICO	740	0	-100,00	2.433	0	-100,00
BELIZE	62	7	-88,71	229	10	-95,63
DOMINICAN REPUBLIC	729	692	-5,08	1.179	2.425	105,68

TABEL 5. PERKEMBANGAN EKSPOR INDONESIA MENURUT KOMODITI DAN NEGARA TUJUAN

JENIS BARANG	BERAT BERSIH (KG)		PERUB	NILAI FOB (US \$)		PERUB	
	JAN-MEI 2006	JAN-MEI 2007	%	JAN-MEI 2006	JAN-MEI 2007	%	
	(1)	(2)	(3)	(4)	(5)	(6)	(7)
EL SALVADOR		32	1.463	4.471,88	67	6.272	9.261,19
COSTA RICA		2.154	2.173	0,88	1.159	1.914	65,14
BARBADOS		592	0	-100,00	540	0	-100,00
ANTIGUA AND BARBUDA		0	467	-	0	3.786	-
ARUBA		2.976	0	-100,00	4.550	0	-100,00
BERMUDA		407	146	-64,13	2.650	1.078	-59,32
FRENCH GUIANA		0	376	-	0	723	-
FRENCH POLYNESIA		2.111	4.170	97,54	1.761	5.509	212,83
GRENADA		2.254	3.042	34,96	3.086	5.563	80,27
MARTINIQUE		0	54	-	0	76	-
NETHERLANDS ANTILLES		235	1.305	455,32	377	22.101	5.762,33
SAINT LUCIA		41	4.352	10.514,63	53	7.436	13.930,19
GUADELOUPE		2	2.331	116.450,00	11	2.058	18.609,09
SAINT KITTS AND NEVIS		246	27	-89,02	349	377	8,02
UNITED KINGDOM	1.110.495	80.558.645	7.154,30	1.981.021	5.116.923	158,30	
NETHERLANDS	222.868	184.645	-17,15	1.179.084	1.283.804	8,88	
FRANCE	378.439	364.275	-3,74	755.459	731.437	-3,18	
GERMANY, FED. REP. OF	418.964	272.089	-35,06	2.422.738	2.128.371	-12,15	
AUSTRIA	4.517	2.477	-45,16	13.729	16.897	23,08	
BELGIUM	111.663	113.127	1,31	185.583	243.567	31,24	
SWITZERLAND	6.006	6.010	0,07	57.804	54.864	-5,09	
DENMARK	17.169	40.541	136,13	48.551	109.171	124,86	
NORWAY	26.503	24.134	-8,94	48.207	112.265	132,88	
SWEDEN	123.441	74.448	-39,69	358.836	308.140	-14,13	
FINLAND	16.104	4.190	-73,98	61.882	33.919	-45,19	
IRELAND	290.056	100.196	-65,46	642.200	153.726	-76,06	
ITALY	478.251	472.060	-1,29	759.575	694.838	-8,52	
SPAIN	255.669	1.208.745	372,78	641.203	3.704.705	477,77	
PORTUGAL	2.550	8.937	250,47	6.276	21.068	235,69	
GREECE	22.380	38.447	71,79	54.771	44.633	-18,51	
HUNGARY	6.910	3.402	-50,77	26.322	6.950	-73,60	
POLAND	26.379	63	-99,76	79.011	10.425	-86,81	
ROMANIA	0	7.288	-	0	27.874	-	
BULGARIA	3.871	1.459	-62,31	21.870	4.083	-81,33	
YUGOSLAVIA	3.262	0	-100,00	8.230	0	-100,00	
AZERBAIJAN	490	0	-100,00	42.068	0	-100,00	
KAZAKHSTAN	0	32	-	0	46	-	
UKRAINE	0	2.388	-	0	18.173	-	
ESTONIA	0	9.037	-	0	22.602	-	
GEORGIA	0	8.676	-	0	38.750	-	
CROATIA	1.707	2.058	20,56	5.932	10.861	83,09	
MALTA	707	1.317	86,28	2.419	2.008	-16,99	
SLOVAKIA	597	432	-27,64	3.126	3.744	19,77	
SLOVENIA	6.334	0	-100,00	5.203	0	-100,00	
CZECH REPUBLIC	955	1.737	81,88	1.732	7.376	325,87	
RUSSIA FEDERATION	631	1.584	151,03	4.124	33.951	723,25	
<b>-PAKAIAN JADI</b>	<b>149.733.136</b>	<b>160.713.406</b>	<b>7,33</b>	<b>2.117.565.681</b>	<b>2.351.856.927</b>	<b>11,06</b>	
JAPAN	4.646.111	4.016.066	-13,56	57.896.459	53.845.632	-7,00	
HONG KONG	588.681	236.024	-59,91	6.490.539	3.872.934	-40,33	
KOREA, DEMOCRATIC PEOPLE'S REPL	1.695	22	-98,70	40.430	115	-99,72	
KOREA, REPUBLIC OF	678.141	560.338	-17,37	8.921.504	7.736.699	-13,28	
TAIWAN	244.732	228.728	-6,54	3.058.833	3.202.440	4,69	
CHINA	448.693	218.078	-51,40	2.504.850	3.208.603	28,10	
MACAU	394	123	-68,78	10.778	6.471	-39,96	
PAPUA NEW GUINEA	246.511	192.751	-21,81	952.310	885.712	-6,99	
THAILAND	356.419	325.504	-8,67	3.477.012	3.188.993	-8,28	
SINGAPORE	3.196.485	3.405.460	6,54	26.001.807	32.928.597	26,64	
PHILIPPINES	213.679	122.465	-42,69	2.145.108	1.430.182	-33,33	
MALAYSIA	4.281.269	4.264.100	-0,40	12.396.718	19.661.119	58,60	
MYANMAR (FORM. BURMA)	330	7.772	2.255,15	645	77.528	11.919,84	
CAMBODIA	2.554	46.858	1.734,69	16.026	173.629	983,42	
BRUNEI DARUSSALAM	120.513	93.046	-22,79	714.443	521.674	-26,98	
LAO PEOPLE'S DEMOCRATIC REPUBLI	5.999	0	-100,00	27.992	0	-100,00	
NEPAL	21.172	25.564	20,74	238.572	216.824	-9,12	
VIET NAM	54.190	65.039	20,02	181.650	635.941	250,09	
MALDIVES	18.672	32.159	72,23	102.985	210.880	104,77	
INDIA	29.216	151.127	417,27	385.666	793.977	105,87	
PAKISTAN	160.605	214.786	33,74	1.075.431	1.421.004	32,13	
BANGLADESH	5.472	4.917	-10,14	48.831	18.018	-63,10	
SRI LANKA	669.581	731.903	9,31	3.647.959	4.212.824	15,48	
AFGHANISTAN	0	17.820	-	0	76.070	-	
IRAQ	32.161	0	-100,00	199.344	0	-100,00	
IRAN (ISLAMIC REPUBLIC OF)	24.276	27.827	14,63	222.056	339.959	53,10	
SAUDI ARABIA	2.381.288	2.657.430	11,60	19.483.871	22.810.940	17,08	
KUWAIT	177.125	170.579	-3,70	1.476.422	1.825.584	23,65	
JORDAN	1.236	92	-92,56	10.047	5.684	-43,43	
LEBANON	6.903	3.013	-56,35	189.723	104.425	-44,96	

TABEL 5. PERKEMBANGAN EKSPOR INDONESIA MENURUT KOMODITI DAN NEGARA TUJUAN

JENIS BARANG	BERAT BERSIH (KG)		PERUB	NILAI FOB (US \$)		PERUB
	JAN-MEI 2006	JAN-MEI 2007	%	JAN-MEI 2006	JAN-MEI 2007	%
(1)	(2)	(3)	(4)	(5)	(6)	(7)
PALESTINA	330	0	-100,00	10.001	0	-100,00
YEMEN	86.777	177.642	104,71	978.299	1.374.470	40,50
OMAN	18	11.214	62.200,00	231	152.029	65.713,42
SYRIA ARAB REPUBLIC	2.783	8.558	207,51	8.349	31.553	277,93
TURKEY	95.365	159.302	67,04	1.964.289	2.560.513	30,35
UNITED ARAB EMIRATES	4.323.191	4.514.713	4,43	45.121.495	52.904.731	17,25
QATAR	4.700	3.213	-31,64	92.884	74.917	-19,34
BAHRAIN	17.372	45.727	163,22	93.693	209.401	123,50
CYPRUS	4.322	9.633	122,88	55.507	101.982	83,73
EGYPT	488.872	558.822	14,31	5.171.926	5.837.706	12,87
LIBYAN ARAB JAMAHIRIYA	8.695	31.328	260,30	117.500	112.095	-4,60
MOROCCO	36.706	4.402	-88,01	413.871	82.523	-80,06
TUNISIA	13.877	31.888	129,79	73.651	41.291	-43,94
ALGERIA	143.072	104.145	-27,21	1.509.393	1.203.706	-20,25
SUDAN	927.234	871.961	-5,96	10.584.660	8.397.120	-20,67
ERITREA	0	1.926	-	0	9.191	-
NAMIBIA	3.313	0	-100,00	37.110	0	-100,00
ETHIOPIA	305.114	50.160	-83,56	3.984.655	451.440	-88,67
TANZANIA, UNITED REPUBLIC OF	184.685	1.019.555	452,05	237.696	564.325	137,41
MADAGASCAR	67.835	66.596	-1,83	182.886	81.757	-55,30
SOMALIA	57.951	30.516	-47,34	812.304	198.512	-75,56
KENYA	557.130	459.928	-17,45	1.212.013	1.351.139	11,48
REUNION	27.418	25.764	-6,03	138.821	87.266	-37,14
MOZAMBIQUE	32.245	152.912	374,22	99.593	210.903	111,76
EQUATORIAL GUINEA	37.835	0	-100,00	84.304	0	-100,00
TOGO	3.102.159	4.095.790	32,03	5.535.392	6.123.723	10,63
GHANA	405.328	276.493	-31,79	786.600	323.128	-58,92
LIBERIA	68.698	66.058	-3,84	74.360	76.775	3,25
GUINEA	810.452	640.862	-20,93	952.118	706.608	-25,79
ANGOLA	388.890	525.302	35,08	760.184	56.193	-92,61
CONGO	280.526	132.000	-52,95	399.971	193.600	-51,60
CAMEROON	427.285	418.945	-1,95	594.681	592.328	-0,40
NIGERIA	353.626	132.692	-62,48	854.560	708.583	-17,08
GABON	28.829	40.955	42,06	39.748	28.523	-28,24
COTE D'IVOIRE	73.706	1.768	-97,60	116.673	2.798	-97,60
SENEGAL	772.459	1.095.958	41,88	856.775	978.503	14,21
MAURITANIA	85.663	65.432	-23,62	809.621	305.994	-62,21
MALI	120.000	0	-100,00	184.176	0	-100,00
BENIN	1.309.896	1.238.292	-5,47	7.525.268	5.447.105	-27,62
BURKINA FASO	12.000	0	-100,00	19.584	0	-100,00
GAMBIA	103.349	183.829	77,87	174.650	207.384	18,74
U.S. VIRGIN ISLANDS	275	2.261	722,18	2.397	5.195	116,73
SEYCHELLES	703	4.899	596,87	20.635	38.866	88,35
UGANDA	53.576	81.003	51,19	288.122	270.112	-6,25
CENTRAL AFRICAN REPUBLIC	76	0	-100,00	10.519	0	-100,00
NIGER	334.414	215.696	-35,50	2.187.960	1.535.124	-29,84
DJIBOUTI	367.464	58.727	-84,02	1.456.905	510.551	-64,96
SAO TOME AND PRINCIPE	7.991	6.099	-23,68	6.204	10.800	74,08
SWAZILAND	40	0	-100,00	2.148	0	-100,00
SOUTH AFRICA	279.169	505.667	81,13	2.854.388	3.575.203	25,25
ZIMBABWE	12.879	22.052	71,22	75.098	175.610	133,84
MALAWI	0	21.238	-	0	8.990	-
MAURITIUS	28.124	42.035	49,46	151.864	186.389	22,73
VIRGIN ISLANDS (BRITISH)	425	5.281	1.142,59	4.446	93.853	2.010,95
AUSTRALIA	955.006	834.739	-12,59	17.030.159	15.647.829	-8,12
NEW ZEALAND	95.183	97.403	2,33	1.638.481	1.516.586	-7,44
MICRONESIA, FEDERATED STATES OF	229	0	-100,00	517	0	-100,00
GUAM	1.489	3.114	109,13	24.488	24.647	0,65
PALAU	47	22	-53,19	291	286	-1,72
NEW CALEDONIA	29.655	24.924	-15,95	348.682	279.770	-19,76
NORTHERN MARIANA ISLANDS	1.002	1.192	18,96	29.054	6.863	-76,38
SAINT VINCENT AND THE GRENADINES	51	99	94,12	369	197	-46,61
VANUATU	2.045	11.831	478,53	4.605	12.964	181,52
WALLIS AND FUTUNA ISLANDS	689	6.681	869,67	1.451	12.859	786,22
AMERICAN SAMOA	3.556	0	-100,00	44.497	0	-100,00
COOK ISLANDS	664	6.932	943,98	4.734	13.146	177,69
FIJI	55.538	59.967	7,97	362.518	402.648	11,07
KIRIBATI	4.722	0	-100,00	6.500	0	-100,00
SAMOA	13.366	0	-100,00	78.834	0	-100,00
SOLOMON ISLANDS	3.071	0	-100,00	8.001	0	-100,00
TONGA	18.688	22.762	21,80	13.899	24.240	74,40
CHRISTMAS ISLANDS	0	582	-	0	5.964	-
EAST TIMOR	41.547	661	-98,41	36.119	17.048	-52,80
UNITED STATES	75.392.113	90.434.069	19,95	1.274.925.224	1.506.593.623	18,17
CANADA	2.211.561	2.477.437	12,02	41.133.244	47.135.360	14,59
MEXICO	567.329	733.233	29,24	9.372.457	11.963.909	27,65
GUATEMALA	0	241	-	0	3.739	-
NICARAGUA	235	0	-100,00	102	0	-100,00

TABEL 5. PERKEMBANGAN EKSPOR INDONESIA MENURUT KOMODITI DAN NEGARA TUJUAN

JENIS BARANG	BERAT BERSIH (KG)		PERUB %	NILAI FOB (US \$)		PERUB %
	JAN-MEI 2006	JAN-MEI 2007		JAN-MEI 2006	JAN-MEI 2007	
(1)	(2)	(3)	(4)	(5)	(6)	(7)
PANAMA	722.809	833.673	15,34	6.877.602	7.200.788	4,70
CUBA	2.408	17	-99,29	1.105	126	-88,60
SURINAME	18.058	2.985	-83,47	103.198	17.370	-83,17
CHILE	141.693	147.247	3,92	1.816.346	1.929.893	6,25
VENEZUELA	217.165	3.946	-98,18	597.635	156.111	-73,88
ARGENTINA	61.707	98.365	59,41	1.064.072	1.991.893	87,20
BRAZIL	354.838	422.618	19,10	1.928.749	3.274.461	69,77
COLOMBIA	1.230	3.634	195,45	23.411	98.217	319,53
BOLIVIA	95	34	-64,21	3.376	1.728	-48,82
URUGUAY	6.173	13.482	118,40	113.500	246.996	117,62
PARAGUAY	17	20	17,65	398	494	24,12
ECUADOR	3.578	19.861	455,09	73.877	213.826	189,44
PERU	10.408	6.126	-41,14	29.809	108.482	263,92
GUYANA	0	1.724	-	0	3.600	-
TRINIDAD AND TOBAGO	1	0	-100,00	52	0	-100,00
BAHAMAS	4.582	2.166	-52,73	2.025	2.770	36,79
JAMAICA	4.550	7.302	60,48	36.839	29.502	-19,92
PUERTO RICO	97.049	110.999	14,37	1.343.100	1.163.511	-13,37
BELIZE	9.625	7.845	-18,49	57.878	89.264	54,23
DOMINICAN REPUBLIC	13.204	6.568	-50,26	83.066	73.173	-11,91
EL SALVADOR	826	9	-98,91	5.189	351	-93,24
COSTA RICA	13.967	25.243	80,73	40.031	90.850	126,95
HAITI	2.993	0	-100,00	20.780	0	-100,00
BARBADOS	149	45	-69,80	8.738	3.405	-61,03
ANTIGUA AND BARBUDA	1.476	928	-37,13	22.037	6.872	-68,82
ARUBA	0	175	-	0	2.751	-
BERMUDA	1.779	16.156	808,15	21.389	54.769	156,06
CAPE VERDE	0	217	-	0	120	-
CAYMAN ISLANDS	0	10	-	0	855	-
FRENCH GUIANA	1.074	3.635	238,45	5.745	36.846	541,36
FRENCH POLYNESIA	33.524	72.871	117,37	196.707	274.289	39,44
MARTINIQUE	4.259	8.022	88,35	14.331	36.982	158,06
NETHERLANDS ANTILLES	79.275	71.248	-10,13	827.525	664.764	-19,67
SAINT LUCIA	1.829	129	-92,95	2.600	6.758	159,92
GUADELOUPE	4.589	12.998	183,24	25.061	49.979	99,43
SAINT KITTS AND NEVIS	2.747	342	-87,55	3.888	5.610	44,29
UNITED KINGDOM	10.708.174	7.409.225	-30,81	132.547.188	122.169.980	-7,83
NETHERLANDS	2.417.100	2.100.388	-13,10	40.951.814	41.303.191	0,86
FRANCE	3.073.558	2.654.111	-13,65	47.777.419	41.756.348	-12,60
GERMANY, FED. REP. OF	8.487.293	8.357.085	-1,53	152.532.463	151.324.773	-0,79
AUSTRIA	110.431	120.012	8,68	2.153.190	2.306.265	7,11
BELGIUM	2.722.601	2.416.183	-11,25	48.357.729	47.642.642	-1,48
SWITZERLAND	306.052	264.277	-13,65	4.729.013	4.666.912	-1,31
LUXEMBOURG	1.942	0	-100,00	25.178	0	-100,00
GIBRALTAR	96	0	-100,00	3.320	0	-100,00
MONACO	2.062	0	-100,00	55.010	0	-100,00
DENMARK	118.891	135.878	14,29	1.904.622	1.875.618	-1,52
NORWAY	96.891	98.224	1,38	1.584.464	1.622.770	2,42
SWEDEN	313.071	271.933	-13,14	4.966.205	4.583.960	-7,70
FINLAND	50.660	18.979	-62,54	611.734	188.682	-69,16
IRELAND	195.909	251.498	28,37	3.038.900	4.158.830	36,85
ITALY	1.800.658	1.481.636	-17,72	33.871.068	31.879.254	-5,88
SPAIN	1.665.613	1.230.133	-26,15	19.406.387	15.456.078	-20,36
PORTUGAL	57.140	57.603	0,81	452.044	688.530	52,31
MONTSERRAT	0	172	-	0	3.764	-
GREECE	70.184	94.642	34,85	748.781	1.136.958	51,84
DEMOCRATIC REPUBLIC OF THE CONG	189.090	134.656	-28,79	451.360	211.210	-53,21
HUNGARY	21.485	25.605	19,18	259.232	220.774	-14,84
POLAND	86.073	83.958	-2,46	1.266.431	1.429.379	12,87
ROMANIA	2.710	10.708	295,13	37.567	213.202	467,52
BULGARIA	8.426	1.287	-84,73	110.198	16.367	-85,15
YUGOSLAVIA	843	9.605	1.039,38	13.071	82.577	531,76
ALBANIA	0	904	-	0	12.337	-
BELARUS	33	0	-100,00	2.170	0	-100,00
KAZAKHSTAN	295	287	-2,71	6.293	7.827	24,38
MOLDOVA, REPUBLIC OF	83	27	-67,47	1.667	762	-54,29
UKRAINE	124.480	247.984	99,22	1.582.134	3.608.823	128,10
LITHUANIA	7.876	20.990	166,51	88.098	400.231	354,30
LATVIA	56.956	1.017	-98,21	289.902	8.840	-96,95
ESTONIA	6.925	2.760	-60,14	75.159	42.759	-43,11
GEORGIA	8	0	-100,00	4	0	-100,00
CROATIA	26.026	27.741	6,59	137.460	101.394	-26,24
BOSNIA AND HERZEGOVINA	0	610	-	0	1.571	-
MALTA	83.289	94.387	13,32	579.015	376.441	-34,99
SLOVAKIA	11.986	28.965	141,66	97.593	535.629	448,84
SLOVENIA	6.220	1.637	-73,68	12.768	22.582	76,86
CZECH REPUBLIC	12.215	60.387	394,37	363.712	1.372.312	277,31
REP. OF MACEDONIA	0	984	-	0	4.603	-



TABEL 5. PERKEMBANGAN EKSPOR INDONESIA MENURUT KOMODITI DAN NEGARA TUJUAN

JENIS BARANG	BERAT BERSIH (KG)		PERUB %	NILAI FOB (US \$)		PERUB %
	JAN-MEI 2006	JAN-MEI 2007		JAN-MEI 2006	JAN-MEI 2007	
(1)	(2)	(3)	(4)	(5)	(6)	(7)
RUSSIA FEDERATION	205.383	341.569	66,31	4.412.844	7.310.702	65,67
<b>-KAIN TENUN</b>	<b>114.292.596</b>	<b>115.333.982</b>	<b>0,91</b>	<b>535.463.864</b>	<b>568.238.448</b>	<b>6,12</b>
JAPAN	12.569.023	13.761.102	9,48	49.076.926	56.774.554	15,68
HONG KONG	4.067.302	2.757.202	-32,21	23.118.895	17.287.411	-25,22
KOREA, DEMOCRATIC PEOPLE'S REPL	147	0	-100,00	2.283	0	-100,00
KOREA, REPUBLIC OF	1.470.004	1.500.689	2,09	5.625.289	5.273.049	-6,26
TAIWAN	461.864	2.813.250	509,11	1.518.134	15.562.063	925,08
CHINA	2.505.064	2.229.669	-10,99	15.543.556	14.934.883	-3,92
MONGOLIA	952	0	-100,00	7.524	0	-100,00
MACAU	89.617	43.555	-51,40	608.382	278.728	-54,19
PAPUA NEW GUINEA	84.334	88.526	4,97	439.910	466.307	6,00
THAILAND	3.085.752	3.338.684	8,20	13.546.989	13.574.426	0,20
SINGAPORE	2.086.035	2.402.274	15,16	10.926.040	12.026.170	10,07
PHILIPPINES	2.134.415	2.116.443	-0,84	18.589.750	19.903.250	7,07
MALAYSIA	7.725.935	7.706.103	-0,26	29.115.102	29.700.314	2,01
MYANMAR (FORM. BURMA)	349.059	442.796	26,85	2.023.618	2.737.158	35,26
CAMBODIA	1.679.754	934.019	-44,40	6.113.638	4.091.804	-33,07
BRUNEI DARUSSALAM	36.868	44.842	21,63	241.963	266.292	10,05
LAO PEOPLE'S DEMOCRATIC REPUBLI	24.080	53.520	122,26	102.786	190.931	85,76
NEPAL	2.259	778	-65,56	9.127	4.360	-52,23
VIET NAM	1.794.929	1.594.909	-11,14	11.511.318	9.553.579	-17,01
MALDIVES	50.423	22.052	-56,27	187.081	69.965	-62,60
INDIA	948.703	1.495.753	57,66	5.658.907	7.814.446	38,09
PAKISTAN	299.003	307.895	2,97	1.078.019	1.060.840	-1,59
BANGLADESH	4.236.772	3.872.656	-8,59	17.599.751	15.499.817	-11,93
SRI LANKA	1.886.927	1.626.688	-13,79	11.125.438	8.920.798	-19,82
AFGHANISTAN	71.210	48.800	-31,47	273.203	185.810	-31,99
IRAN (ISLAMIC REPUBLIC OF)	607.662	237.461	-60,92	2.768.727	1.049.959	-62,08
SAUDI ARABIA	3.851.094	5.025.672	30,50	22.951.550	31.052.407	35,30
KUWAIT	422.220	636.178	50,67	2.872.632	4.902.125	70,65
JORDAN	516.533	396.600	-23,22	2.592.193	2.067.618	-20,24
LEBANON	91.747	64.544	-29,65	565.824	375.588	-33,62
YEMEN	523.329	363.910	-30,46	2.909.065	1.805.249	-37,94
OMAN	203.697	260.039	27,66	1.059.754	1.412.690	33,30
SYRIA ARAB REPUBLIC	651.559	496.997	-23,72	3.600.659	2.752.200	-23,56
TURKEY	9.099.291	10.179.504	11,87	37.689.994	43.748.929	16,08
UNITED ARAB EMIRATES	9.327.103	9.098.190	-2,45	55.870.962	56.786.037	1,64
QATAR	68.695	50.412	-26,61	351.542	358.473	1,97
BAHRAIN	76.140	43.535	-42,82	552.132	303.583	-45,02
CYPRUS	74.034	26.895	-63,67	441.323	202.480	-54,12
EGYPT	986.196	496.237	-49,68	3.353.846	2.602.522	-22,40
LIBYAN ARAB JAMAHIRIYA	274.024	305.418	11,46	1.281.268	1.565.144	22,16
MOROCCO	428.648	273.217	-36,26	2.528.757	1.667.213	-34,07
TUNISIA	41.474	82.686	99,37	245.998	360.226	46,43
ALGERIA	180.885	130.661	-27,77	302.327	318.237	5,26
SUDAN	146.774	110.207	-24,91	809.323	643.726	-20,46
LESOTHO	364.838	386.293	5,88	1.104.848	1.152.970	4,36
ETHIOPIA	19.200	6.488	-66,21	67.047	46.999	-29,90
MADAGASCAR	197.412	56.072	-71,60	737.725	202.134	-72,60
SOMALIA	24.283	23.336	-3,90	242.518	121.072	-50,08
KENYA	494.790	618.726	25,05	2.065.212	2.646.158	28,13
REUNION	0	13	-	0	73	-
MOZAMBIQUE	199.996	0	-100,00	295.371	0	-100,00
BOTSWANA	0	27.576	-	0	150.163	-
TOGO	28.776	23.477	-18,41	130.787	95.700	-26,83
GHANA	132.423	106.403	-19,65	606.294	411.056	-32,20
GUINEA	32.234	38.203	18,52	33.886	114.826	238,86
CONGO	1	0	-100,00	16	0	-100,00
CAMEROON	9.424	15.099	60,22	63.808	88.812	39,19
NIGERIA	39.162	12.915	-67,02	480.492	137.054	-71,48
GABON	14.651	1.078	-92,64	19.816	900	-95,46
COTE D'IVOIRE	502	10.249	1.941,63	2.014	31.502	1.464,15
SENEGAL	16.037	46.794	191,79	37.295	103.224	176,78
MALI	1.428	0	-100,00	12.071	0	-100,00
BENIN	36.095	19.587	-45,73	255.606	107.874	-57,80
GAMBIA	3.882	1.512	-61,05	13.507	6.503	-51,85
NIGER	0	12.740	-	0	61.152	-
DJIBOUTI	79.125	20.852	-73,65	320.763	75.838	-76,36
SWAZILAND	20.126	0	-100,00	46.202	0	-100,00
SOUTH AFRICA	900.313	1.968.074	118,60	4.393.532	7.845.340	78,57
ZIMBABWE	58.738	331.694	464,70	252.228	1.259.088	399,19
MAURITIUS	51.805	147.155	184,06	207.679	722.138	247,72
ZAIRE	12.600	0	-100,00	99.351	0	-100,00
AUSTRALIA	1.007.655	1.513.957	50,25	3.638.466	4.688.074	28,85
NEW ZEALAND	156.338	182.680	16,85	791.506	995.764	25,81
GUAM	334	0	-100,00	596	0	-100,00
PALAU	0	33	-	0	484	-

TABEL 5. PERKEMBANGAN EKSPOR INDONESIA MENURUT KOMODITI DAN NEGARA TUJUAN

JENIS BARANG	BERAT BERSIH (KG)		PERUB %	NILAI FOB (US \$)		PERUB %
	JAN-MEI 2006	JAN-MEI 2007		JAN-MEI 2006	JAN-MEI 2007	
(1)	(2)	(3)	(4)	(5)	(6)	(7)
NEW CALEDONIA	0	1.035	-	0	2.788	-
NORTHERN MARIANA ISLANDS	0	300	-	0	6.200	-
VANUATU	0	828	-	0	546	-
AMERICAN SAMOA	522	0	-100,00	4.106	0	-100,00
COOK ISLANDS	0	2	-	0	8	-
FIJI	120.572	145.965	21,06	587.095	728.853	24,15
KIRIBATI	2.877	0	-100,00	3.960	0	-100,00
EAST TIMOR	2.673	1.703	-36,29	2.169	46.612	2.049,01
UNITED STATES	5.539.055	5.508.905	-0,54	28.454.491	35.296.538	24,05
CANADA	610.075	499.829	-18,07	3.722.179	2.938.578	-21,05
MEXICO	1.988.520	1.596.709	-19,70	7.339.969	7.127.254	-2,90
GUATEMALA	89.652	55.248	-38,38	330.189	350.100	6,03
HONDURAS	89.006	52.749	-40,74	607.666	492.631	-18,93
NICARAGUA	59.884	181.695	203,41	182.785	590.146	222,86
PANAMA	240.169	296.333	23,39	1.139.468	1.345.216	18,06
SURINAME	0	3.499	-	0	13.151	-
CHILE	202.691	181.587	-10,41	827.209	822.213	-0,60
VENEZUELA	109.930	126.119	14,73	466.500	544.862	16,80
ARGENTINA	350.670	130.887	-62,68	1.614.464	692.948	-57,08
BRAZIL	552.693	856.616	54,99	3.221.467	5.158.208	60,12
COLOMBIA	213.867	323.803	51,40	1.117.673	1.585.492	41,86
BOLIVIA	2.271	2.112	-7,00	16.176	13.155	-18,68
URUGUAY	7.582	30.092	296,89	27.042	154.877	472,73
PARAGUAY	11.965	0	-100,00	80.551	0	-100,00
ECUADOR	20.466	16.613	-18,83	111.524	69.861	-37,36
PERU	122.632	192.170	56,70	636.411	1.258.626	97,77
JAMAICA	18.873	0	-100,00	101.524	0	-100,00
DOMINICAN REPUBLIC	118.885	79.373	-33,24	668.541	459.395	-31,28
EL SALVADOR	236.541	36.777	-84,45	1.184.862	193.451	-83,67
COSTA RICA	163	24	-85,28	232	385	65,95
ANTIGUA AND BARBUDA	0	543	-	0	4.000	-
FRENCH POLYNESIA	3.255	7.990	145,47	43.840	69.619	58,80
MARTINIQUE	0	14	-	0	175	-
NETHERLANDS ANTILLES	5.887	8	-99,86	15.849	427	-97,31
UNITED KINGDOM	2.339.455	2.564.564	9,62	11.856.747	14.851.903	25,26
NETHERLANDS	3.102.690	2.439.348	-21,38	11.916.207	9.923.267	-16,72
FRANCE	705.063	557.866	-20,88	4.229.850	5.726.404	35,38
GERMANY, FED. REP. OF	3.728.274	2.702.976	-27,50	17.792.540	12.723.923	-28,49
AUSTRIA	13.512	10.728	-20,60	100.845	108.272	7,36
BELGIUM	2.233.847	2.172.501	-2,75	7.788.480	7.342.617	-5,72
SWITZERLAND	700	4.234	504,86	2.439	166.496	6.726,40
DENMARK	82.173	105.958	28,95	659.809	725.249	9,92
NORWAY	30.401	68.492	125,30	138.653	289.597	108,86
SWEDEN	22.607	44.844	98,36	132.951	267.307	101,06
FINLAND	273.374	336.875	23,23	1.706.346	2.207.435	29,37
IRELAND	56.602	38.249	-32,42	222.952	117.186	-47,44
ITALY	7.808.154	6.151.032	-21,22	25.510.156	20.275.398	-20,52
SPAIN	1.927.682	2.393.997	24,19	6.821.166	8.613.845	26,28
PORTUGAL	338.111	207.978	-38,49	1.404.484	894.953	-36,28
GREECE	298.958	299.909	0,32	1.706.872	1.712.290	0,32
HUNGARY	298.514	249.103	-16,55	1.456.798	1.407.416	-3,39
POLAND	619.441	796.466	28,58	3.760.474	5.067.409	34,75
ROMANIA	35.116	85.296	142,90	193.647	430.355	122,24
BULGARIA	46.634	39.924	-14,39	229.228	236.037	2,97
BELARUS	32.585	51.599	58,35	290.083	353.170	21,75
KAZAKHSTAN	0	281	-	0	5.768	-
UKRAINE	227.643	268.619	18,00	1.417.272	1.832.189	29,28
UZBEKISTAN	98.635	78.884	-20,02	226.359	209.788	-7,32
LATVIA	1.926	3.989	107,11	23.679	15.534	-34,40
ESTONIA	8.135	659	-91,90	39.226	5.819	-85,17
CROATIA	0	5.043	-	0	23.955	-
MALTA	114	2.110	1.750,88	423	8.523	1.914,89
SLOVAKIA	12.274	30.010	144,50	97.593	161.902	65,90
SLOVENIA	5.693	7.647	34,32	37.964	86.333	127,41
CZECH REPUBLIC	35.597	78.479	120,47	238.098	310.833	30,55
RUSSIA FEDERATION	53.606	155.220	189,56	244.440	954.701	290,57
<b>-TEKSTIL LAINNYA</b>	<b>498.103.421</b>	<b>508.304.227</b>	<b>2,05</b>	<b>1.045.105.558</b>	<b>1.147.283.475</b>	<b>9,78</b>
JAPAN	33.736.956	33.448.145	-0,86	93.394.594	99.181.185	6,20
HONG KONG	18.452.532	15.728.889	-14,76	36.905.222	35.405.971	-4,06
KOREA, DEMOCRATIC PEOPLE'S REPL	569.260	190	-99,97	1.201.532	300	-99,98
KOREA, REPUBLIC OF	34.655.465	40.507.183	16,89	84.763.638	98.735.931	16,48
TAIWAN	14.650.084	13.853.106	-5,44	24.768.706	25.579.160	3,27
CHINA	19.850.947	24.735.726	24,61	42.255.332	42.406.369	0,36
MONGOLIA	162	0	-100,00	1.209	0	-100,00
MACAU	2.165.177	5.162	-99,76	5.646.180	86.032	-98,48
PAPUA NEW GUINEA	108.979	40.428	-62,90	245.355	82.375	-66,43
THAILAND	11.192.311	12.606.899	12,64	27.082.780	31.744.512	17,21

TABEL 5. PERKEMBANGAN EKSPOR INDONESIA MENURUT KOMODITI DAN NEGARA TUJUAN

JENIS BARANG	BERAT BERSIH (KG)		PERUB	NILAI FOB (US \$)		PERUB
	JAN-MEI 2006	JAN-MEI 2007	%	JAN-MEI 2006	JAN-MEI 2007	%
(1)	(2)	(3)	(4)	(5)	(6)	(7)
SINGAPORE	14.465.331	7.259.498	-49,81	28.226.276	22.357.669	-20,79
PHILIPPINES	12.302.179	8.400.409	-31,72	24.150.046	17.669.342	-26,84
MALAYSIA	12.741.921	14.760.181	15,84	29.672.827	35.652.827	20,15
MYANMAR (FORM. BURMA)	76.481	36.268	-52,58	455.542	150.055	-67,06
CAMBODIA	420.357	330.986	-21,26	1.410.480	1.657.524	17,51
BRUNEI DARUSSALAM	69.151	102.093	47,64	147.943	275.971	86,54
NEPAL	17.372	66	-99,62	23.417	650	-97,22
VIET NAM	11.079.298	13.447.695	21,38	19.690.500	24.094.390	22,37
MALDIVES	14.998	37.355	149,07	81.999	177.917	116,97
INDIA	23.179.540	9.242.147	-60,13	34.490.486	16.722.901	-51,51
PAKISTAN	15.693.589	5.964.539	-61,99	23.970.008	12.015.768	-49,87
BANGLADESH	9.089.001	9.811.388	7,95	23.132.593	24.409.561	5,52
SRI LANKA	5.281.915	5.231.077	-0,96	14.393.968	14.559.440	1,15
AFGHANISTAN	10.625	1.700	-84,00	21.075	5.408	-74,34
IRAN (ISLAMIC REPUBLIC OF)	10.066.349	6.940.624	-31,05	17.087.799	13.178.723	-22,88
SAUDI ARABIA	1.002.733	935.993	-6,66	4.329.804	4.654.453	7,50
KUWAIT	59.130	367.515	521,54	436.024	1.155.609	165,03
JORDAN	377.406	395.286	4,74	751.398	857.788	14,16
LEBANON	35.472	38.758	9,26	124.771	245.556	96,81
YEMEN	433.720	348.852	-19,57	1.305.278	1.274.032	-2,39
OMAN	21.276	8.514	-59,98	77.764	37.280	-52,06
SYRIA ARAB REPUBLIC	2.027.687	2.002.279	-1,25	3.658.036	3.658.932	0,02
TURKEY	29.594.749	44.596.519	50,69	54.883.557	99.901.921	82,03
UNITED ARAB EMIRATES	1.825.530	3.199.903	75,29	9.356.063	12.557.432	34,22
QATAR	13.900	27.067	94,73	68.203	65.836	-3,47
BAHRAIN	60	390	550,00	278	758	172,66
CYPRUS	3.795	4.501	18,60	11.892	5.379	-54,77
EGYPT	21.912.520	15.824.121	-27,79	34.540.237	27.196.997	-21,26
LIBYAN ARAB JAMAHIRIYA	47.208	33.903	-28,18	61.806	49.293	-20,25
MOROCCO	3.653.829	2.314.507	-36,66	4.251.399	2.974.253	-30,04
TUNISIA	172.747	205.079	18,72	374.245	431.443	15,28
ALGERIA	1.387.633	1.980.955	42,76	2.298.962	3.221.837	40,14
SUDAN	70.928	22.823	-67,82	156.347	57.404	-63,28
ETHIOPIA	24.600	0	-100,00	69.438	0	-100,00
TANZANIA, UNITED REPUBLIC OF	233.496	51.245	-78,05	374.071	89.761	-76,00
MADAGASCAR	142.666	117.793	-17,43	426.714	326.284	-23,54
SOMALIA	47.167	16.644	-64,71	533.612	123.395	-76,88
KENYA	475.544	827.873	74,09	965.397	1.276.121	32,19
REUNION	26.041	23.854	-8,40	66.615	42.574	-36,09
MOZAMBIQUE	3.151	21.672	587,78	9.165	36.464	297,86
BOTSWANA	6.768	7.535	11,33	15.909	21.728	36,58
EQUATORIAL GUINEA	1.014	0	-100,00	946	0	-100,00
TOGO	44.700	36.140	-19,15	152.174	153.000	0,54
GHANA	331.164	385.430	16,39	1.101.936	1.393.018	26,42
LIBERIA	240	0	-100,00	5.000	0	-100,00
GUINEA	54.920	0	-100,00	132.118	0	-100,00
ANGOLA	3.538	1.845	-47,85	2.203	1.250	-43,26
CONGO	22.687	0	-100,00	78.385	0	-100,00
CAMEROON	23.471	63.466	170,40	34.565	119.202	244,86
NIGERIA	96.585	55.523	-42,51	212.038	112.061	-47,15
SIERRA LEONE	14.563	8.311	-42,93	37.300	27.129	-27,27
GABON	90.172	82.390	-8,63	117.495	113.166	-3,68
COTE D'IVOIRE	124.695	87.139	-30,12	331.490	220.341	-33,53
SENEGAL	50.852	57.881	13,82	151.052	196.855	30,32
MAURITANIA	51.979	224.010	330,96	300.439	719.394	139,45
MALI	0	12.797	-	0	40.388	-
BENIN	137.644	17.275	-87,45	914.278	172.132	-81,17
GAMBIA	10.103	22.843	126,10	8.746	15.877	81,53
U.S. VIRGIN ISLANDS	50	20	-60,00	376	60	-84,04
SEYCHELLES	5.951	7.269	22,15	13.052	12.173	-6,73
UGANDA	3.652	1.499	-58,95	36.460	4.975	-86,35
CENTRAL AFRICAN REPUBLIC	10.808	0	-100,00	80.819	0	-100,00
NIGER	5.385	0	-100,00	44.100	0	-100,00
DJIBOUTI	1.958.944	718.740	-63,31	4.224.012	1.900.957	-55,00
SOUTH AFRICA	2.214.563	2.603.283	17,55	4.851.365	6.113.372	26,01
ZIMBABWE	17.711	272	-98,46	90.034	1.668	-98,15
ZAMBIA	8.191	38.689	372,34	19.694	71.438	262,74
MAURITIUS	558.645	645.451	15,54	1.866.036	2.127.786	14,03
RWANDA	23.520	0	-100,00	32.599	0	-100,00
VIRGIN ISLANDS (BRITISH)	453	16	-96,47	2.111	210	-90,05
AUSTRALIA	6.578.621	7.767.255	18,07	14.769.482	16.112.541	9,09
NEW ZEALAND	1.135.898	1.227.532	8,07	3.398.797	3.424.032	0,74
MICRONESIA, FEDERATED STATES OF	43	0	-100,00	98	0	-100,00
GUAM	5.688	2.288	-59,77	20.678	10.543	-49,01
PALAU	34	50	47,06	4.728	478	-89,89
NEW CALEDONIA	29.374	28.176	-4,08	101.547	137.257	35,17
NORTHERN MARIANA ISLANDS	1.883	217	-88,48	4.267	1.367	-67,96
SAINT VINCENT AND THE GRENADINES	450	1.351	200,22	189	2.788	1.375,13

TABEL 5. PERKEMBANGAN EKSPOR INDONESIA MENURUT KOMODITI DAN NEGARA TUJUAN

JENIS BARANG	BERAT BERSIH (KG)		PERUB	NILAI FOB (US \$)		PERUB
	JAN-MEI 2006	JAN-MEI 2007	%	JAN-MEI 2006	JAN-MEI 2007	%
(1)	(2)	(3)	(4)	(5)	(6)	(7)
VANUATU	12.442	7.701	-38,10	9.207	9.264	0,62
WALLIS AND FUTUNA ISLANDS	7.103	127	-98,21	10.356	246	-97,62
AMERICAN SAMOA	95	0	-100,00	12.955	0	-100,00
COOK ISLANDS	2.132	14.653	587,29	4.148	32.137	674,76
FIJI	27.895	14.380	-48,45	186.712	64.375	-65,52
KIRIBATI	0	1.667	-	0	2.970	-
MARSHALL ISLANDS	214	5	-97,66	525	200	-61,90
SOLOMON ISLANDS	0	20.250	-	0	1	-
TONGA	0	537	-	0	2.422	-
CHRISTMAS ISLANDS	0	322	-	0	3.298	-
EAST TIMOR	170.535	284.690	66,94	252.052	506.901	101,11
UNITED STATES	38.458.509	37.592.650	-2,25	86.114.306	84.935.412	-1,37
CANADA	3.538.140	3.934.561	11,20	8.322.320	8.941.181	7,44
MEXICO	4.683.532	5.685.275	21,39	8.873.660	11.924.360	34,38
GUATEMALA	273.582	182.013	-33,47	536.226	362.497	-32,40
HONDURAS	77.656	20.132	-74,08	165.659	34.630	-79,10
NICARAGUA	13.302	2.438	-81,67	28.675	3.704	-87,08
PANAMA	215.137	24.809	-88,47	404.674	63.925	-84,20
SURINAME	105.453	94.511	-10,38	233.981	170.946	-26,94
CHILE	1.862.766	1.413.995	-24,09	4.184.250	3.287.770	-21,43
VENEZUELA	3.539.879	2.341.665	-33,85	7.644.832	5.201.703	-31,96
ARGENTINA	8.578.454	7.958.757	-7,22	17.597.574	17.639.226	0,24
BRAZIL	40.623.414	48.477.144	19,33	71.930.604	99.177.662	37,88
COLOMBIA	3.740.983	3.127.181	-16,41	7.477.092	6.670.893	-10,78
URUGUAY	300.933	62.691	-79,17	663.440	104.915	-84,19
PARAGUAY	0	29.260	-	0	54.610	-
ECUADOR	650.652	1.078.674	65,78	1.205.888	2.352.810	95,11
PERU	918.761	1.342.366	46,11	2.012.896	2.619.468	30,13
GUYANA	19.098	1.954	-89,77	31.011	4.080	-86,84
TRINIDAD AND TOBAGO	37.541	0	-100,00	58.517	0	-100,00
BAHAMAS	573	3.091	439,44	735	3.256	342,99
JAMAICA	178.782	111.293	-37,75	284.183	208.439	-26,65
PUERTO RICO	1.012	1.380	36,36	10.158	8.992	-11,48
BELIZE	279	0	-100,00	1.027	0	-100,00
DOMINICAN REPUBLIC	139.212	140.075	0,62	419.040	273.687	-34,69
EL SALVADOR	315.009	284.808	-9,59	573.790	550.384	-4,08
COSTA RICA	111.114	33.267	-70,06	169.340	107.918	-36,27
HAITI	58.473	164	-99,72	81.130	131	-99,84
BARBADOS	390	247	-36,67	2.451	1.839	-24,97
ANTIGUA AND BARBUDA	0	185	-	0	350	-
ANGUILLA	0	27	-	0	82	-
ARUBA	0	202	-	0	537	-
BERMUDA	755	69	-90,86	4.915	616	-87,47
CAYMAN ISLANDS	0	59	-	0	16	-
FALKLAND ISLANDS (MALVINAS)	0	6	-	0	8	-
FRENCH GUIANA	977	1.103	12,90	1.434	4.573	218,90
FRENCH POLYNESIA	41.751	69.819	67,23	115.246	185.127	60,64
GRENADA	21.423	63	-99,71	47.023	455	-99,03
MARTINIQUE	8.629	10.728	24,32	28.299	41.864	47,93
NETHERLANDS ANTILLES	14.964	1.008	-93,26	45.260	7.197	-84,10
SAINT LUCIA	0	62	-	0	866	-
TURKS AND CAICOS ISLANDS	417	0	-100,00	120	0	-100,00
GUADELOUPE	7.605	11.006	44,72	22.796	37.197	63,17
SAINT KITTS AND NEVIS	2.234	341	-84,74	3.144	5.154	63,93
UNITED KINGDOM	4.024.429	7.174.510	78,27	9.453.372	14.708.447	55,59
NETHERLANDS	1.945.530	2.220.017	14,11	4.838.866	6.733.222	39,15
FRANCE	605.973	844.220	39,32	2.558.890	4.002.104	56,40
GERMANY, FED. REP. OF	9.063.824	13.237.374	46,05	22.769.865	31.883.028	40,02
AUSTRIA	15.423	37.789	145,02	95.063	205.399	116,07
BELGIUM	10.498.070	14.322.313	36,43	21.246.170	29.835.270	40,43
SWITZERLAND	227.471	129.392	-43,12	461.065	394.332	-14,47
LUXEMBOURG	129	0	-100,00	442	0	-100,00
MONACO	177	0	-100,00	3.049	0	-100,00
DENMARK	283.585	308.944	8,94	1.263.158	1.131.368	-10,43
NORWAY	27.813	220.440	692,58	239.987	1.441.256	500,56
SWEDEN	992.625	1.058.138	6,60	6.150.952	6.233.216	1,34
FINLAND	120.767	420.606	248,28	287.373	845.950	194,37
IRELAND	3.559	50.752	1.326,02	25.663	96.253	275,07
ITALY	16.537.417	20.801.044	25,78	32.127.642	42.644.143	32,73
SPAIN	9.204.831	10.690.255	16,14	19.282.269	23.284.264	20,75
PORTUGAL	2.111.620	2.895.729	37,13	5.297.948	6.882.567	29,91
GREECE	2.420.651	3.669.815	51,60	5.749.419	9.420.909	63,86
DEMOCRATIC REPUBLIC OF THE CONG	255	58.397	22.800,78	934	177.355	18.888,76
HUNGARY	885.769	1.163.272	31,33	1.777.875	2.044.378	14,99
POLAND	1.613.128	1.957.403	21,34	3.140.124	4.066.262	29,49
ROMANIA	123.689	285.047	130,45	226.489	540.506	138,65
BULGARIA	25.589	55.412	116,55	42.916	109.715	155,65
YUGOSLAVIA	2.417	9.602	297,27	4.327	10.121	133,90

TABEL 5. PERKEMBANGAN EKSPOR INDONESIA MENURUT KOMODITI DAN NEGARA TUJUAN

JENIS BARANG	BERAT BERSIH (KG)		PERUB	NILAI FOB (US \$)		PERUB
	JAN-MEI 2006	JAN-MEI 2007	%	JAN-MEI 2006	JAN-MEI 2007	%
(1)	(2)	(3)	(4)	(5)	(6)	(7)
KAZAKHSTAN	0	3.600	-	0	1.046	-
KYRGYZSTAN	0	155.696	-	0	439.473	-
UKRAINE	61.629	94.070	52,64	174.901	281.865	61,16
UZBEKISTAN	40	14.318	35.695,00	5	20.005	400.000,00
LITHUANIA	815.799	1.235.993	51,51	1.322.233	2.143.104	62,08
LATVIA	32.549	84.002	158,08	131.923	196.874	49,23
ESTONIA	17.802	55.924	214,14	66.235	147.119	122,12
GEORGIA	4.316	38.546	793,10	2.879	68.226	2.269,78
CROATIA	5.498	8.073	46,84	8.495	123.106	1.349,16
BOSNIA AND HERZEGOVINA	1.970	0	-100,00	6.091	0	-100,00
MALTA	8.384	4.347	-48,15	62.112	20.740	-66,61
SLOVAKIA	218.757	204.818	-6,37	350.915	335.068	-4,52
SLOVENIA	43.492	215.601	395,73	48.834	388.038	694,61
CZECH REPUBLIC	170.583	126.159	-26,04	277.910	265.777	-4,37
RUSSIA FEDERATION	118.127	106.705	-9,67	330.415	934.706	182,89
<b>-BARANG DARI KARET</b>	<b>181.750.143</b>	<b>193.937.170</b>	<b>6,71</b>	<b>480.140.848</b>	<b>537.979.920</b>	<b>12,05</b>
JAPAN	34.221.533	33.360.033	-2,52	95.369.995	98.175.906	2,94
HONG KONG	2.636.929	1.879.881	-28,71	10.200.619	7.842.787	-23,11
KOREA, REPUBLIC OF	1.928.223	2.111.249	9,49	4.459.043	3.584.016	-19,62
TAIWAN	2.157.675	1.827.735	-15,29	5.721.667	5.444.582	-4,84
CHINA	2.199.784	5.626.375	155,77	4.867.472	12.247.048	151,61
PAPUA NEW GUINEA	1.067.511	596.176	-44,15	2.451.865	1.603.250	-34,61
THAILAND	3.540.244	4.493.725	26,93	11.325.997	14.193.852	25,32
SINGAPORE	3.278.593	2.714.529	-17,20	21.594.752	21.229.146	-1,69
PHILIPPINES	6.033.477	5.597.279	-7,23	9.531.636	8.682.456	-8,91
MALAYSIA	6.646.778	8.831.517	32,87	14.152.797	14.621.166	3,31
MYANMAR (FORM. BURMA)	389.759	237.501	-39,06	856.534	562.363	-34,34
CAMBODIA	214.836	205.222	-4,48	497.110	573.996	15,47
BRUNEI DARUSSALAM	149.793	174.074	16,21	307.472	416.373	35,42
LAO PEOPLE'S DEMOCRATIC REPUBLI	25.950	9.068	-65,06	61.908	25.927	-58,12
NEPAL	30.759	27.882	-9,35	69.142	79.635	15,18
VIET NAM	1.481.964	1.463.737	-1,23	3.743.852	4.045.999	8,07
MALDIVES	6.104	4.001	-34,45	14.782	1.875	-87,32
INDIA	403.926	834.796	106,67	972.213	1.663.899	71,15
PAKISTAN	1.405.092	1.125.257	-19,92	3.138.165	2.435.274	-22,40
BANGLADESH	823.777	716.452	-13,03	1.782.035	1.518.275	-14,80
SRI LANKA	988.918	758.048	-23,35	2.173.717	1.630.131	-25,01
AFGHANISTAN	45.658	37.194	-18,54	117.501	89.561	-23,78
IRAQ	199.537	17.083	-91,44	485.170	28.877	-94,05
IRAN (ISLAMIC REPUBLIC OF)	1.668.296	962.615	-42,30	3.963.600	2.280.902	-42,45
SAUDI ARABIA	9.115.552	10.006.839	9,78	20.859.293	26.047.340	24,87
KUWAIT	264.738	112.697	-57,43	617.766	305.905	-50,48
JORDAN	752.546	835.870	11,07	1.511.677	2.150.286	42,25
LEBANON	369.547	633.298	71,37	910.806	1.709.500	87,69
YEMEN	2.094.359	2.238.542	6,88	4.930.263	6.231.316	26,39
OMAN	307.188	531.453	73,01	728.908	1.428.878	96,03
SYRIA ARAB REPUBLIC	702.910	767.748	9,22	1.574.248	1.625.189	3,24
TURKEY	1.754.218	1.782.903	1,64	4.417.687	4.662.727	5,55
UNITED ARAB EMIRATES	8.956.768	9.283.450	3,65	21.814.984	23.459.040	7,54
QATAR	208.595	278.870	33,69	499.585	772.529	54,63
BAHRAIN	111.448	166.061	49,00	287.277	475.542	65,53
CYPRUS	86.924	53.189	-38,81	232.588	139.911	-39,85
EGYPT	5.590.762	4.413.664	-21,05	11.843.970	10.339.962	-12,70
LIBYAN ARAB JAMAHIRIYA	933.214	745.959	-20,07	2.368.729	1.996.293	-15,72
MOROCCO	127.067	176.634	39,01	329.777	433.709	31,52
TUNISIA	30.440	26.671	-12,38	76.741	76.451	-0,38
ALGERIA	199.355	199.535	0,09	501.497	537.079	7,10
SUDAN	363.991	149.979	-58,80	881.221	399.631	-54,65
TANZANIA, UNITED REPUBLIC OF	60.621	0	-100,00	135.555	0	-100,00
MADAGASCAR	0	1.225	-	0	524	-
KENYA	53.882	59.145	9,77	123.225	151.235	22,73
REUNION	28.550	10.334	-63,80	92.844	32.256	-65,26
MOZAMBIQUE	14.208	0	-100,00	34.625	0	-100,00
BOTSWANA	67.320	23.978	-64,38	160.875	61.851	-61,55
TOGO	5.210	88	-98,31	10.085	126	-98,75
GHANA	185.471	247.591	33,49	279.501	454.424	62,58
LIBERIA	0	3.981	-	0	10.357	-
GUINEA	750	0	-100,00	1.500	0	-100,00
ANGOLA	70.317	49.346	-29,82	177.114	136.058	-23,18
CAMEROON	17.183	23.240	35,25	39.133	32.900	-15,93
NIGERIA	818.845	675.670	-17,48	1.683.708	1.631.480	-3,10
COTE D'IVOIRE	44.569	46.025	3,27	103.008	123.240	19,64
SENEGAL	11.715	16.159	37,93	23.912	43.964	83,86
BENIN	27.655	18.778	-32,10	72.469	49.552	-31,62
SEYCHELLES	5.465	6.321	15,66	14.370	15.652	8,92
UGANDA	44.545	84.374	89,41	120.027	195.546	62,92
DJIBOUTI	268.414	207.798	-22,58	606.052	522.768	-13,74

TABEL 5. PERKEMBANGAN EKSPOR INDONESIA MENURUT KOMODITI DAN NEGARA TUJUAN

JENIS BARANG	BERAT BERSIH (KG)		PERUB	NILAI FOB (US \$)		PERUB
	JAN-MEI 2006	JAN-MEI 2007	%	JAN-MEI 2006	JAN-MEI 2007	%
	(1)	(2)	(3)	(4)	(5)	(6)
SOUTH AFRICA	444.440	670.728	50,92	1.111.707	1.963.437	76,61
ZIMBABWE	0	145.280	-	0	408.550	-
MALAWI	5.516	0	-100,00	13.844	0	-100,00
COMOROS	0	868	-	0	1.253	-
BURUNDI	14.691	0	-100,00	35.531	0	-100,00
MAURITIUS	83.148	174.298	109,62	212.629	376.647	77,14
AUSTRALIA	2.195.047	3.290.074	49,89	5.559.833	9.331.844	67,84
NEW ZEALAND	860.452	1.074.439	24,87	2.165.308	2.999.423	38,52
MICRONESIA, FEDERATED STATES OF	14	0	-100,00	57	0	-100,00
NEW CALEDONIA	9.891	8.433	-14,74	30.824	22.925	-25,63
VANUATU	3.983	16.630	317,52	9.530	46.975	392,92
AMERICAN SAMOA	14.198	14.238	0,28	43.241	44.093	1,97
COOK ISLANDS	7.934	33	-99,58	2.824	564	-80,03
FIJI	90.024	70.325	-21,88	206.421	198.820	-3,68
SAMOA	59.126	33.942	-42,59	155.105	181.276	16,87
SOLOMON ISLANDS	650	0	-100,00	9.818	0	-100,00
EAST TIMOR	62.834	79.072	25,84	64.226	191.140	197,61
UNITED STATES	35.274.651	40.087.968	13,65	92.522.613	114.085.939	23,31
CANADA	579.992	960.872	65,67	1.127.458	2.585.921	129,36
MEXICO	561.590	589.068	4,89	1.308.102	1.411.891	7,93
GUATEMALA	146.852	233.237	58,82	377.555	635.902	68,43
HONDURAS	224.936	161.568	-28,17	460.604	363.049	-21,18
NICARAGUA	0	7.810	-	0	19.913	-
PANAMA	98.052	88.241	-10,01	216.292	280.121	29,51
SURINAME	6.146	6.822	11,00	13.527	17.013	25,77
CHILE	59.246	81.371	37,34	88.783	199.075	124,23
VENEZUELA	39.419	129.478	228,47	119.655	404.920	238,41
ARGENTINA	161.348	215.343	33,46	433.840	649.749	49,77
BRAZIL	566.112	648.169	14,49	1.107.961	1.557.385	40,56
COLOMBIA	307.401	598.748	94,78	771.634	1.468.071	90,25
BOLIVIA	8.234	0	-100,00	23.920	0	-100,00
URUGUAY	24.440	17.540	-28,23	49.714	53.918	8,46
PARAGUAY	12.711	0	-100,00	29.197	0	-100,00
ECUADOR	20.888	8.328	-60,13	49.013	18.878	-61,48
PERU	185.343	314.044	69,44	459.714	526.525	14,53
TRINIDAD AND TOBAGO	12.351	114.837	829,78	45.304	363.197	701,69
JAMAICA	429.121	327.642	-23,65	1.040.206	827.815	-20,42
PUERTO RICO	130	4.281	3.193,08	427	13.230	2.998,36
DOMINICAN REPUBLIC	246.236	181.958	-26,10	582.799	506.038	-13,17
EL SALVADOR	7.220	14.254	97,42	16.063	39.126	143,58
COSTA RICA	242.298	185.177	-23,57	562.059	496.747	-11,62
HAITI	13.965	0	-100,00	35.174	0	-100,00
BARBADOS	9.025	31.309	246,91	23.554	92.347	292,07
DOMINICA	71.858	52.317	-27,19	173.274	122.625	-29,23
FRENCH POLYNESIA	4.130	99	-97,60	10.197	198	-98,06
GUADELOUPE	2	0	-100,00	25	0	-100,00
UNITED KINGDOM	6.908.951	8.716.536	26,16	18.461.737	23.948.905	29,72
NETHERLANDS	2.704.487	3.209.528	18,67	6.294.516	8.978.746	42,64
FRANCE	999.681	1.336.266	33,67	2.641.369	3.827.595	44,91
GERMANY, FED. REP. OF	7.359.321	6.109.140	-16,99	25.069.472	22.135.836	-11,70
AUSTRIA	58.648	1.873	-96,81	166.974	9.540	-94,29
BELGIUM	3.684.744	4.057.738	10,12	9.034.766	11.031.237	22,10
SWITZERLAND	17.483	44.786	156,17	52.013	90.115	73,25
LUXEMBOURG	26	682	2.523,08	139	1.900	1.266,91
DENMARK	410.702	663.208	61,48	900.944	1.515.817	68,25
NORWAY	444.099	139.700	-68,54	1.271.318	401.835	-68,39
SWEDEN	541.225	302.603	-44,09	1.571.748	886.636	-43,59
FINLAND	620.240	671.712	8,30	1.553.835	1.772.962	14,10
IRELAND	236.086	277.606	17,59	623.235	799.113	28,22
ITALY	5.387.243	5.308.370	-1,46	14.430.032	15.737.569	9,06
SPAIN	1.436.722	1.817.900	26,53	3.862.828	5.210.172	34,88
PORTUGAL	733.788	1.237.547	68,65	2.107.025	3.801.602	80,43
ICELAND	0	22.468	-	0	78.582	-
GREECE	330.475	500.881	51,56	897.139	1.549.291	72,69
HUNGARY	122.324	114.569	-6,34	450.222	511.045	13,51
POLAND	409.624	299.231	-26,95	1.191.602	1.167.863	-1,99
ROMANIA	0	2.552	-	0	10.103	-
BULGARIA	62.748	52.790	-15,87	111.329	134.162	20,51
ALBANIA	12.667	0	-100,00	21.180	0	-100,00
ARMENIA	49.997	37.231	-25,53	131.849	96.191	-27,04
AZERBAIJAN	19.512	4.443	-77,23	46.531	12.152	-73,88
KAZAKHSTAN	10.305	19.611	90,31	25.262	53.659	112,41
KYRGYZSTAN	30.378	9.476	-68,81	72.772	25.972	-64,31
TURKMENISTAN	40.390	0	-100,00	102.520	0	-100,00
UKRAINE	36.048	36.429	1,06	80.753	122.494	51,69
LITHUANIA	71.996	28.707	-60,13	183.009	93.447	-48,94
LATVIA	212.584	302.530	42,31	458.348	706.349	54,11
ESTONIA	12.181	56.418	363,16	39.120	191.090	388,47

TABEL 5. PERKEMBANGAN EKSPOR INDONESIA MENURUT KOMODITI DAN NEGARA TUJUAN

JENIS BARANG	BERAT BERSIH (KG)		PERUB	NILAI FOB (US \$)		PERUB
	JAN-MEI 2006	JAN-MEI 2007	%	JAN-MEI 2006	JAN-MEI 2007	%
(1)	(2)	(3)	(4)	(5)	(6)	(7)
GEORGIA	47.156	95.329	102,16	114.490	262.748	129,49
CROATIA	9.997	7.800	-21,98	24.207	19.800	-18,21
MALTA	43.539	14.067	-67,69	116.961	48.898	-58,19
SLOVAKIA	8.643	1	-99,99	24.125	13	-99,95
SLOVENIA	19.329	99.901	416,85	57.455	207.027	260,33
CZECH REPUBLIC	18.034	48.382	168,28	87.034	234.892	169,89
REP. OF MACEDONIA	19.499	0	-100,00	44.600	0	-100,00
RUSSIA FEDERATION	214.168	161.474	-24,60	624.763	567.505	-9,16
<b>-SHEET</b>	<b>134.229.952</b>	<b>127.084.949</b>	<b>-5,32</b>	<b>238.100.776</b>	<b>243.371.816</b>	<b>2,21</b>
JAPAN	34.124.757	33.503.330	-1,82	58.998.552	62.943.868	6,69
HONG KONG	379.763	105.350	-72,26	683.298	158.025	-76,87
KOREA, REPUBLIC OF	3.455.260	3.681.819	6,56	6.307.960	7.195.782	14,07
TAIWAN	2.736.017	2.351.028	-14,07	5.013.636	4.681.587	-6,62
CHINA	18.350.310	17.860.788	-2,67	32.504.682	34.076.449	4,84
SINGAPORE	4.565.605	5.152.490	12,85	9.254.116	11.029.058	19,18
PHILIPPINES	1.624.107	1.103.230	-32,07	2.886.181	2.064.629	-28,47
MALAYSIA	185.560	32	-99,98	357.354	117	-99,97
VIET NAM	729.233	619.398	-15,06	1.335.515	1.166.165	-12,68
INDIA	802.620	5.384.901	570,92	1.479.894	9.489.521	541,23
PAKISTAN	443.520	0	-100,00	764.789	0	-100,00
SRI LANKA	40.320	201.600	400,00	61.690	421.344	583,00
IRAN (ISLAMIC REPUBLIC OF)	276.678	100.800	-63,57	533.749	205.551	-61,49
JORDAN	100.800	0	-100,00	186.480	0	-100,00
TURKEY	489.598	1.341.120	173,92	872.306	2.612.879	199,54
EGYPT	1.048.320	1.693.440	61,54	1.893.467	3.451.999	82,31
ALGERIA	0	85.680	-	0	145.441	-
KENYA	80.640	0	-100,00	129.024	0	-100,00
SOUTH AFRICA	3.303.359	3.961.918	19,94	5.893.075	7.527.930	27,74
MAURITIUS	590	0	-100,00	1.026	0	-100,00
AUSTRALIA	987.839	1.410.353	42,77	1.796.834	2.390.249	33,03
NEW ZEALAND	342.720	181.440	-47,06	621.835	318.427	-48,79
SAINT VINCENT AND THE GRENADINES	0	20.160	-	0	45.713	-
UNITED STATES	16.322.405	9.681.081	-40,69	29.271.931	18.951.687	-35,26
CANADA	4.865.657	3.772.020	-22,48	8.702.174	7.443.807	-14,46
MEXICO	1.794.239	1.935.360	7,87	3.167.556	3.629.656	14,59
CHILE	545.652	253.680	-53,51	995.283	543.648	-45,38
VENEZUELA	2.358.720	786.240	-66,67	4.149.229	1.482.923	-64,26
ARGENTINA	383.040	100.800	-73,68	668.758	199.080	-70,23
BRAZIL	778.626	1.566.546	101,19	1.303.003	3.120.361	139,47
COLOMBIA	141.120	166.320	17,86	257.040	345.442	34,39
PERU	155.717	0	-100,00	276.608	0	-100,00
COSTA RICA	120.960	302.400	150,00	219.240	574.358	161,98
MARTINIQUE	64	0	-100,00	303	0	-100,00
GUADELOUPE	2	0	-100,00	25	0	-100,00
UNITED KINGDOM	4.076.398	1.639.799	-59,77	7.031.801	3.156.462	-55,11
NETHERLANDS	4.009.076	3.084.480	-23,06	7.005.682	5.833.338	-16,73
FRANCE	730.837	811.817	11,08	1.352.119	1.529.806	13,14
GERMANY, FED. REP. OF	2.369.503	6.887.103	190,66	4.374.101	13.347.637	205,15
BELGIUM	9.178.259	6.267.838	-31,71	15.887.824	11.917.045	-24,99
ITALY	376.740	294.840	-21,74	647.835	509.709	-21,32
SPAIN	2.018.906	2.520.000	24,82	3.567.116	4.868.456	36,48
GREECE	181.440	524.160	188,89	381.124	1.005.315	163,78
HUNGARY	42.840	128.520	200,00	76.041	262.396	245,07
POLAND	7.201.199	3.147.696	-56,29	12.395.309	5.961.862	-51,90
ROMANIA	103.320	884.520	756,10	178.441	1.676.240	839,38
BULGARIA	0	19.200	-	0	34.176	-
BELARUS	0	1.446.168	-	0	2.842.446	-
UKRAINE	1.171.576	188.621	-83,90	2.299.692	390.617	-83,01
LITHUANIA	0	485.225	-	0	1.025.063	-
SLOVENIA	338.280	531.960	57,25	609.285	1.049.859	72,31
CZECH REPUBLIC	20.160	0	-100,00	42.134	0	-100,00
RUSSIA FEDERATION	877.600	899.678	2,52	1.665.659	1.745.693	4,80
<b>-CRUMB RUBBER</b>	<b>804.776.177</b>	<b>842.569.455</b>	<b>4,70</b>	<b>1.401.588.782</b>	<b>1.590.114.849</b>	<b>13,45</b>
JAPAN	111.324.672	120.503.685	8,25	190.924.336	227.413.364	19,11
HONG KONG	300.372	121.800	-59,45	592.802	225.480	-61,96
KOREA, DEMOCRATIC PEOPLE'S REPL	0	52.920	-	0	109.015	-
KOREA, REPUBLIC OF	25.904.559	39.594.240	52,85	45.473.512	75.256.899	65,50
TAIWAN	4.490.384	5.637.138	25,54	7.747.664	10.554.839	36,23
CHINA	102.882.884	109.469.523	6,40	181.567.897	212.741.174	17,17
SINGAPORE	53.743.989	58.064.090	8,04	94.973.249	109.366.444	15,15
PHILIPPINES	0	806.400	-	0	1.675.841	-
MALAYSIA	574.105	527.338	-8,15	916.639	960.462	4,78
VIET NAM	10.736.845	5.945.343	-44,63	19.767.691	11.104.857	-43,82
INDIA	11.370.240	22.519.023	98,05	21.030.140	41.841.864	98,96
PAKISTAN	1.794.428	2.136.955	19,09	2.971.173	3.952.957	33,04
SRI LANKA	322.560	0	-100,00	580.025	0	-100,00

TABEL 5. PERKEMBANGAN EKSPOR INDONESIA MENURUT KOMODITI DAN NEGARA TUJUAN

JENIS BARANG	BERAT BERSIH (KG)		PERUB	NILAI FOB (US \$)		PERUB
	JAN-MEI 2006	JAN-MEI 2007	%	JAN-MEI 2006	JAN-MEI 2007	%
(1)	(2)	(3)	(4)	(5)	(6)	(7)
IRAN (ISLAMIC REPUBLIC OF)	3.003.838	1.209.600	-59,73	5.228.780	2.357.107	-54,92
YEMEN	0	100.800	-	0	189.120	-
TURKEY	9.794.500	14.726.397	50,35	17.393.400	28.259.458	62,47
UNITED ARAB EMIRATES	80.640	0	-100,00	143.942	0	-100,00
EGYPT	0	40.320	-	0	69.754	-
TUNISIA	322.560	100.800	-68,75	510.454	187.226	-63,32
ALGERIA	149.940	235.620	57,14	262.891	441.366	67,89
TANZANIA, UNITED REPUBLIC OF	0	20.160	-	0	37.195	-
KENYA	100.800	1.128.960	1.020,00	140.112	2.208.041	1.475,91
MAURITANIA	120.960	0	-100,00	201.049	0	-100,00
SOUTH AFRICA	9.403.199	10.134.679	7,78	16.658.561	19.004.746	14,08
AUSTRALIA	5.463.359	5.362.559	-1,85	9.152.621	9.899.627	8,16
NEW ZEALAND	1.454.518	342.720	-76,44	2.505.096	618.061	-75,33
EAST TIMOR	42.840	60.480	41,18	68.944	103.924	50,74
UNITED STATES	265.489.462	249.271.293	-6,11	455.235.352	460.598.137	1,18
CANADA	23.259.733	16.729.489	-28,08	40.213.299	31.248.099	-22,29
MEXICO	10.819.200	7.076.156	-34,60	18.853.175	13.351.231	-29,18
CHILE	3.845.556	2.155.438	-43,95	6.365.776	4.007.696	-37,04
VENEZUELA	4.075.520	3.081.120	-24,40	7.098.150	5.930.038	-16,46
ARGENTINA	11.186.946	9.300.060	-16,87	19.565.351	17.629.459	-9,89
BRAZIL	14.581.433	16.547.094	13,48	25.564.667	31.431.161	22,95
COLOMBIA	8.372.966	6.993.840	-16,47	14.753.704	13.344.222	-9,55
ECUADOR	1.774.080	2.399.040	35,23	3.121.384	4.620.918	48,04
PERU	1.814.400	1.068.480	-41,11	3.145.969	1.870.505	-40,54
DOMINICAN REPUBLIC	80.640	0	-100,00	154.224	0	-100,00
COSTA RICA	439.116	766.080	74,46	746.600	1.423.649	90,68
NORFOLK ISLANDS	0	453.600	-	0	898.128	-
UNITED KINGDOM	4.239.195	6.578.760	55,19	7.267.404	12.205.842	67,95
NETHERLANDS	11.107.196	6.898.496	-37,89	19.872.756	13.174.686	-33,70
FRANCE	13.918.445	21.178.368	52,16	24.726.853	40.405.734	63,41
GERMANY, FED. REP. OF	30.402.259	30.243.173	-0,52	54.105.053	59.075.932	9,19
AUSTRIA	120.960	0	-100,00	193.330	0	-100,00
BELGIUM	2.876.796	11.781.116	309,52	4.965.668	22.241.179	347,90
LUXEMBOURG	3.326.400	0	-100,00	6.250.757	0	-100,00
NORWAY	0	38.400	-	0	82.656	-
SWEDEN	685.440	604.800	-11,76	1.263.617	1.164.277	-7,86
IRELAND	235.620	342.720	45,45	399.148	669.710	67,78
ITALY	7.833.420	9.533.158	21,70	13.919.317	18.441.950	32,49
SPAIN	13.296.780	15.784.014	18,71	23.631.701	29.781.174	26,02
PORTUGAL	100.800	0	-100,00	173.621	0	-100,00
GREECE	645.120	221.760	-65,63	1.007.690	382.986	-61,99
HUNGARY	922.320	514.080	-44,26	1.625.552	1.032.658	-36,47
POLAND	5.310.575	9.660.325	81,91	9.542.552	18.356.544	92,37
ROMANIA	3.381.839	6.874.560	103,28	6.103.119	13.357.740	118,87
YUGOSLAVIA	40.320	0	-100,00	63.778	0	-100,00
UKRAINE	109.836	0	-100,00	218.024	0	-100,00
LITHUANIA	0	1.391.040	-	0	2.901.993	-
SLOVAKIA	1.260	0	-100,00	2.375	0	-100,00
SLOVENIA	6.636.240	5.005.619	-24,57	11.710.251	9.605.466	-17,97
CZECH REPUBLIC	0	524.160	-	0	959.895	-
RUSSIA FEDERATION	464.112	711.666	53,34	917.587	1.342.363	46,29
<b>-CREPE</b>	<b>2.201.064</b>	<b>8.790.804</b>	<b>299,39</b>	<b>3.922.092</b>	<b>16.473.345</b>	<b>320,01</b>
JAPAN	0	255.145	-	0	533.455	-
KOREA, REPUBLIC OF	2	45.360	2.267.900,00	2	89.724	4.486.100,00
TAIWAN	40.320	201.600	400,00	74.450	447.552	501,14
CHINA	1.310.400	584.640	-55,38	2.407.441	1.211.817	-49,66
SINGAPORE	2.551	302.400	11.754,17	1.824	611.089	33.402,69
MALAYSIA	0	37.590	-	0	54.881	-
VIET NAM	20.639	201.600	876,79	15.399	398.362	2.486,93
INDIA	0	181.440	-	0	328.209	-
YEMEN	0	40.320	-	0	76.810	-
TURKEY	0	187.295	-	0	324.961	-
UNITED ARAB EMIRATES	0	302.400	-	0	640.003	-
EGYPT	0	60.480	-	0	122.774	-
SOUTH AFRICA	423.360	120.960	-71,43	699.956	200.982	-71,29
AUSTRALIA	152	0	-100,00	2.120	0	-100,00
NEW CALEDONIA	100	0	-100,00	169	0	-100,00
UNITED STATES	262.080	3.706.505	1.314,26	451.584	6.289.897	1.292,85
CANADA	20	846.719	4.233.495,00	53	1.788.999	3.375.369,81
MEXICO	0	40.320	-	0	90.316	-
FRENCH POLYNESIA	1	0	-100,00	25	0	-100,00
UNITED KINGDOM	3	224.450	7.481.566,67	62	413.034	666.083,87
NETHERLANDS	3	0	-100,00	32	0	-100,00
FRANCE	78	101.029	129.424,36	164	171.339	104.375,00
GERMANY, FED. REP. OF	0	463.480	-	0	866.726	-
BELGIUM	40.320	40.320	0,00	77.112	68.544	-11,11
DENMARK	154	0	-100,00	334	0	-100,00



TABEL 5. PERKEMBANGAN EKSPOR INDONESIA MENURUT KOMODITI DAN NEGARA TUJUAN

JENIS BARANG	BERAT BERSIH (KG)		PERUB	NILAI FOB (US \$)		PERUB
	JAN-MEI 2006	JAN-MEI 2007	%	JAN-MEI 2006	JAN-MEI 2007	%
	(1)	(2)	(3)	(4)	(5)	(6)
SWEDEN	0	40.320	-	0	84.370	-
ITALY	100.800	181.440	80,00	191.016	411.213	115,28
SPAIN	28	40.351	144.010,71	162	90.982	56.061,73
PORTUGAL	53	40.320	75.975,47	187	69.548	37.091,44
GREECE	0	504.000	-	0	1.002.280	-
YUGOSLAVIA	0	40.320	-	0	85.478	-
<b>-BUNGKIL KELAPA</b>	<b>144.637.003</b>	<b>76.998.295</b>	<b>-46,76</b>	<b>8.147.951</b>	<b>8.808.802</b>	<b>8,11</b>
JAPAN	324.000	0	-100,00	52.725	0	-100,00
KOREA, REPUBLIC OF	69.392.168	49.825.153	-28,20	3.328.091	5.884.459	76,81
TAIWAN	25.588	1.535.680	5.901,56	2.064	288.863	13.895,30
CHINA	19.663.460	81.000	-99,59	1.136.514	21.870	-98,08
SINGAPORE	0	1	-	0	1	-
MALAYSIA	65.000	0	-100,00	2.582	0	-100,00
VIET NAM	11.434.415	19.604.298	71,45	593.713	2.018.773	240,03
INDIA	12.153.200	0	-100,00	769.425	0	-100,00
PAKISTAN	489.510	334.360	-31,69	84.422	40.123	-52,47
AUSTRALIA	0	98.920	-	0	15.208	-
NEW ZEALAND	2.640.000	0	-100,00	207.240	0	-100,00
NETHERLANDS	24.928.144	3.599.083	-85,56	1.704.127	380.305	-77,68
FRANCE	18.400	0	-100,00	14.806	0	-100,00
GERMANY, FED. REP. OF	3.400.000	1.900.000	-44,12	224.400	139.400	-37,88
ITALY	0	19.800	-	0	19.800	-
GREECE	103.118	0	-100,00	27.842	0	-100,00
<b>-DEDAK/BEKATUL</b>	<b>143.107.985</b>	<b>166.142.495</b>	<b>16,10</b>	<b>13.626.660</b>	<b>23.762.531</b>	<b>74,38</b>
JAPAN	12.740.771	10.426.619	-18,16	1.207.703	1.199.071	-0,71
KOREA, REPUBLIC OF	102.996.975	131.868.368	28,03	9.668.335	19.483.551	101,52
TAIWAN	3.547.960	0	-100,00	320.656	0	-100,00
THAILAND	506.000	486.000	-3,95	70.215	90.099	28,32
SINGAPORE	0	1	-	0	1	-
PHILIPPINES	10.549.999	0	-100,00	994.250	0	-100,00
MALAYSIA	0	483	-	0	7.350	-
VIET NAM	12.650.000	23.361.024	84,67	1.353.550	2.982.459	120,34
SWITZERLAND	116.280	0	-100,00	11.951	0	-100,00
<b>-LAINNYA</b>	<b>810.328.472</b>	<b>746.216.779</b>	<b>-7,91</b>	<b>46.923.402</b>	<b>65.332.665</b>	<b>39,23</b>
JAPAN	7.543.166	5.573.967	-26,11	1.875.825	1.366.831	-27,13
HONG KONG	1	906	90.500,00	23	21.542	93.560,87
KOREA, REPUBLIC OF	84.087.762	92.938.370	10,53	4.329.234	7.719.985	78,32
TAIWAN	917.711	961.479	4,77	120.058	327.695	172,95
CHINA	105.014	1.655.764	1.476,71	10.823	1.037.996	9.490,65
THAILAND	45.459.826	41.508.610	-8,69	2.010.933	2.830.219	40,74
SINGAPORE	50.461	1.239.425	2.356,20	150.138	391.903	161,03
PHILIPPINES	3.081.950	12.284.320	298,59	171.482	866.805	405,48
MALAYSIA	3.297.975	1.220.296	-63,00	1.750.822	504.501	-71,18
BRUNEI DARUSSALAM	1.400	445	-68,21	13.774	1.052	-92,36
VIET NAM	32.114.295	53.206.844	65,68	1.931.350	4.349.836	125,22
INDIA	1.640.984	1.742.487	6,19	694.929	824.358	18,62
PAKISTAN	213.415	0	-100,00	44.744	0	-100,00
BANGLADESH	1.602.000	2.531.029	57,99	551.960	910.271	64,92
BAHRAIN	13.000	0	-100,00	9.225	0	-100,00
EGYPT	511.320	0	-100,00	102.264	0	-100,00
TUNISIA	2.074.250	0	-100,00	82.970	0	-100,00
TANZANIA, UNITED REPUBLIC OF	0	72.000	-	0	71.252	-
GHANA	0	80.550	-	0	46.481	-
NIGERIA	400.000	400.000	0,00	202.000	206.000	1,98
SOUTH AFRICA	247.000	637.000	157,89	211.303	600.860	184,36
AUSTRALIA	2.258.811	12.389.701	448,51	459.056	1.633.753	255,89
NEW ZEALAND	0	66.910.933	-	0	5.403.336	-
EAST TIMOR	15	0	-100,00	6	0	-100,00
UNITED STATES	52.452	5.932	-88,69	148.784	105.309	-29,22
DOMINICAN REPUBLIC	0	718.960	-	0	139.558	-
UNITED KINGDOM	104.000	13.000	-87,50	83.945	14.895	-82,26
NETHERLANDS	555.317.109	384.909.838	-30,69	29.027.945	31.360.568	8,04
GERMANY, FED. REP. OF	46.998.310	65.150.420	38,62	2.238.319	4.530.305	102,40
BELGIUM	3.140	0	-100,00	34.181	0	-100,00
NORWAY	13.000	0	-100,00	8.888	0	-100,00
IRELAND	13.000	0	-100,00	12.350	0	-100,00
ITALY	22.000.105	0	-100,00	489.471	0	-100,00
SPAIN	52.000	0	-100,00	37.520	0	-100,00
PORTUGAL	13.000	0	-100,00	11.830	0	-100,00
HUNGARY	0	12.500	-	0	13.125	-
POLAND	26.000	26.000	0,00	19.500	24.245	24,33
UKRAINE	26.000	26.000	0,00	19.873	29.900	50,46
LITHUANIA	13.000	0	-100,00	8.869	0	-100,00
CZECH REPUBLIC	77.000	3	-100,00	59.008	84	-99,86

TABEL 5. PERKEMBANGAN EKSPOR INDONESIA MENURUT KOMODITI DAN NEGARA TUJUAN

JENIS BARANG	BERAT BERSIH (KG)		PERUB	NILAI FOB (US \$)		PERUB
	JAN-MEI 2006	JAN-MEI 2007	%	JAN-MEI 2006	JAN-MEI 2007	%
(1)	(2)	(3)	(4)	(5)	(6)	(7)
<b>-MINYAK ATSIRI LAINNYA</b>	<b>1.723.750</b>	<b>1.948.634</b>	<b>13,05</b>	<b>25.736.651</b>	<b>32.292.154</b>	<b>25,47</b>
JAPAN	6.228	43.080	591,71	180.049	619.230	243,92
HONG KONG	4.337	5.878	35,53	80.065	34.082	-57,43
KOREA, REPUBLIC OF	540	45	-91,67	3.105	673	-78,33
TAIWAN	239	470	96,65	5.525	42.635	671,67
CHINA	90.556	129.406	42,90	404.779	780.105	92,72
THAILAND	3.390	710	-79,06	28.933	5.690	-80,33
SINGAPORE	691.836	650.852	-5,92	8.526.672	10.175.081	19,33
PHILIPPINES	423	663	56,74	12.845	13.901	8,22
MALAYSIA	3.775	2.228	-40,98	40.486	45.256	11,78
BRUNEI DARUSSALAM	5.305	3.512	-33,80	27.314	11.032	-59,61
VIET NAM	0	3.181	-	0	4.237	-
INDIA	121.394	194.959	60,60	1.540.739	2.251.712	46,14
PAKISTAN	0	2.109	-	0	9.300	-
SRI LANKA	50	150	200,00	1.100	5.450	395,45
SAUDI ARABIA	878	0	-100,00	2.011	0	-100,00
TURKEY	24.688	10.620	-56,98	117.651	69.428	-40,99
UNITED ARAB EMIRATES	11.380	18.491	62,49	115.957	447.840	286,21
EGYPT	0	616	-	0	4.272	-
KENYA	180	0	-100,00	220	0	-100,00
COTE D'IVOIRE	0	822	-	0	4.980	-
SENEGAL	0	858	-	0	6.600	-
BENIN	0	2.254	-	0	12.054	-
SOUTH AFRICA	3.929	2.222	-43,45	22.800	34.580	51,67
AUSTRALIA	660	942	42,73	25.154	10.647	-57,67
GUAM	0	2.000	-	0	4.410	-
TONGA	851	0	-100,00	1.083	0	-100,00
UNITED STATES	280.314	439.561	56,81	5.715.551	6.190.688	8,31
CANADA	221	6.504	2.842,99	8.520	56.520	563,38
MEXICO	1.130	2.525	123,45	5.628	19.800	251,81
CHILE	2.000	0	-100,00	23.800	0	-100,00
ARGENTINA	400	314	-21,50	8.665	3.743	-56,80
BRAZIL	4.673	5.062	8,32	62.165	47.557	-23,50
FRENCH POLYNESIA	21	0	-100,00	100	0	-100,00
UNITED KINGDOM	41.857	42.779	2,20	657.485	1.224.433	86,23
NETHERLANDS	133.850	39.100	-70,79	2.696.259	756.552	-71,94
FRANCE	96.359	93.068	-3,42	2.098.187	2.268.992	8,14
GERMANY, FED. REP. OF	36.190	66.273	83,13	715.254	1.985.141	177,54
BELGIUM	600	1.100	83,33	142.200	299.263	110,45
SWITZERLAND	97.284	135.246	39,02	1.684.866	4.056.316	140,75
SWEDEN	0	92	-	0	43	-
ITALY	1.208	8.899	636,67	27.241	101.082	271,07
SPAIN	51.324	25.890	-49,56	744.117	674.727	-9,33
GREECE	540	253	-53,15	3.240	197	-93,92
POLAND	140	900	542,86	385	5.905	1.433,77
LATVIA	0	5.000	-	0	8.000	-
RUSSIA FEDERATION	5.000	0	-100,00	6.500	0	-100,00
<b>-WANGI-WANGIAN DARI MINYAK ATSII</b>	<b>19.592.770</b>	<b>22.695.950</b>	<b>15,84</b>	<b>58.407.964</b>	<b>74.956.484</b>	<b>28,33</b>
JAPAN	973.065	1.977.364	103,21	2.922.495	6.218.260	112,77
HONG KONG	370.606	525.743	41,86	2.544.347	3.195.872	25,61
KOREA, REPUBLIC OF	71.690	92.010	28,34	372.955	672.073	80,20
TAIWAN	1.403.083	1.419.664	1,18	1.308.911	2.329.595	77,98
CHINA	820.225	397.693	-51,51	603.576	782.224	29,60
MONGOLIA	18.101	0	-100,00	72.497	0	-100,00
MACAU	0	500	-	0	26.396	-
PAPUA NEW GUINEA	103.401	153.063	48,03	350.172	509.488	45,50
THAILAND	2.004.468	2.081.062	3,82	12.167.772	15.729.005	29,27
SINGAPORE	1.089.692	2.376.657	118,10	4.424.269	6.266.510	41,64
PHILIPPINES	536.127	787.574	46,90	4.001.025	5.575.143	39,34
MALAYSIA	4.471.665	4.296.375	-3,92	10.560.205	10.073.957	-4,60
MYANMAR (FORM. BURMA)	2.325	22.888	884,43	41.201	244.893	494,39
CAMBODIA	972	2.266	133,13	1.642	2.832	72,47
BRUNEI DARUSSALAM	169.481	137.056	-19,13	587.902	498.306	-15,24
NEPAL	800	0	-100,00	12.960	0	-100,00
VIET NAM	929.789	349.568	-62,40	2.541.991	3.212.833	26,39
MALDIVES	266.171	174.101	-34,59	449.593	356.070	-20,80
INDIA	196.293	565.308	187,99	375.145	1.178.369	214,11
PAKISTAN	408.223	204.802	-49,83	927.107	620.416	-33,08
BANGLADESH	196	17.385	8.769,90	1.750	39.097	2.134,11
SRI LANKA	49.773	43.885	-11,83	65.790	42.736	-35,04
IRAQ	0	84.086	-	0	183.163	-
IRAN (ISLAMIC REPUBLIC OF)	34.152	64.346	88,41	175.934	171.437	-2,56
SAUDI ARABIA	174.695	125.721	-28,03	289.687	304.465	5,10
KUWAIT	520	4.503	765,96	11.537	21.383	85,34
JORDAN	27.044	16.004	-40,82	60.473	52.638	-12,96
LEBANON	10.312	1.629	-84,20	27.396	9.926	-63,77
PALESTINA	500	0	-100,00	9.950	0	-100,00

TABEL 5. PERKEMBANGAN EKSPOR INDONESIA MENURUT KOMODITI DAN NEGARA TUJUAN

JENIS BARANG	BERAT BERSIH (KG)		PERUB	NILAI FOB (US \$)		PERUB
	JAN-MEI 2006	JAN-MEI 2007	%	JAN-MEI 2006	JAN-MEI 2007	%
(1)	(2)	(3)	(4)	(5)	(6)	(7)
YEMEN	220.725	315.697	43,03	378.624	519.162	37,12
TURKEY	0	675	-	0	7.680	-
UNITED ARAB EMIRATES	2.727.299	3.234.319	18,59	7.521.594	8.091.800	7,58
QATAR	732	825	12,70	1.028	1.384	34,63
CYPRUS	6.273	7.102	13,22	16.146	24.410	51,18
EGYPT	19.709	15.629	-20,70	59.912	77.363	29,13
LIBYAN ARAB JAMAHIRIYA	29.254	124.493	325,56	36.899	454.472	1.131,66
MOROCCO	24.928	0	-100,00	59.698	0	-100,00
SUDAN	10.427	6.675	-35,98	31.836	41.359	29,91
NAMIBIA	216	24.480	11.233,33	399	37.400	9.273,43
TANZANIA, UNITED REPUBLIC OF	19.475	128.648	560,58	54.137	163.662	202,31
MADAGASCAR	31.955	51.512	61,20	64.959	37.760	-41,87
KENYA	501.797	700.681	39,63	802.455	1.274.420	58,82
REUNION	1.476	2.221	50,47	2.838	7.032	147,78
MOZAMBIQUE	2.777	19.274	594,06	10.147	29.665	192,35
EQUATORIAL GUINEA	11.623	955	-91,78	19.572	2.433	-87,57
TOGO	17.795	34.432	93,49	14.548	35.931	146,98
GHANA	77.349	53.882	-30,34	171.821	123.143	-28,33
ANGOLA	56.275	64.763	15,08	105.102	105.550	0,43
CAMEROON	7.686	3.221	-58,09	7.768	3.098	-60,12
NIGERIA	9.084	57.811	536,40	22.419	257.611	1.049,07
GABON	17.326	14.296	-17,49	42.771	31.766	-25,73
COTE D'IVOIRE	1.268	102.310	7.968,61	4.769	128.414	2.592,68
SENEGAL	90.106	178.786	98,42	87.453	168.733	92,94
BENIN	86.907	166.473	91,55	387.481	291.168	-24,86
BURKINA FASO	6.147	0	-100,00	5.784	0	-100,00
GAMBIA	4.567	5.998	31,33	6.871	20.415	197,12
SEYCHELLES	41.203	23.676	-42,54	54.732	61.852	13,01
UGANDA	0	48.198	-	0	61.331	-
CENTRAL AFRICAN REPUBLIC	6.543	0	-100,00	10.090	0	-100,00
NIGER	196	0	-100,00	313	0	-100,00
CHAD	0	6.516	-	0	9.234	-
DJIBOUTI	15.138	61.398	305,59	22.200	95.460	330,00
SWAZILAND	0	1	-	0	10	-
SOUTH AFRICA	820	3.163	285,73	7.236	15.073	108,31
MAURITIUS	86.874	66.379	-23,59	191.632	144.200	-24,75
AUSTRALIA	238.199	67.995	-71,45	481.115	196.100	-59,24
NEW ZEALAND	4.217	5.606	32,94	11.387	19.748	73,43
MICRONESIA, FEDERATED STATES OF	0	1.374	-	0	3.345	-
GUAM	1.778	21	-98,82	6.261	269	-95,70
PALAU	0	75	-	0	360	-
NEW CALEDONIA	95	4.397	4.528,42	170	6.236	3.568,24
SAINT VINCENT AND THE GRENADINES	0	4.179	-	0	4.040	-
VANUATU	43.980	80.114	82,16	53.708	141.874	164,16
WALLIS AND FUTUNA ISLANDS	0	2.392	-	0	5.745	-
AMERICAN SAMOA	115	2.331	1.926,96	1.638	3.313	102,26
COOK ISLANDS	32.946	903	-97,26	25.393	1.123	-95,58
FIJI	22.775	36.756	61,39	63.449	101.118	59,37
KIRIBATI	11.669	3.262	-72,05	15.356	4.314	-71,91
SAMOA	14.167	10.836	-23,51	24.420	20.759	-14,99
SOLOMON ISLANDS	30.696	41.818	36,23	80.562	84.031	4,31
TONGA	29.897	11.611	-61,16	40.357	23.252	-42,38
EAST TIMOR	60.434	4	-99,99	77.817	8	-99,99
UNITED STATES	117.471	217.928	85,52	413.597	960.969	132,34
CANADA	19.247	32.558	69,16	47.588	103.387	117,25
MEXICO	6	3.047	50.683,33	40	21.771	54.327,50
GUATEMALA	27	0	-100,00	1.803	0	-100,00
NICARAGUA	0	200	-	0	1.421	-
PANAMA	2.224	0	-100,00	1.225	0	-100,00
SURINAME	0	183	-	0	1.064	-
CHILE	1.114	2.503	124,69	2.761	2.819	2,10
VENEZUELA	0	94	-	0	152	-
ARGENTINA	0	50	-	0	925	-
BRAZIL	93	503	440,86	362	6.575	1.716,30
COLOMBIA	0	15	-	0	285	-
BOLIVIA	0	6.356	-	0	6.501	-
BAHAMAS	0	219	-	0	81	-
BARBADOS	3.002	16.433	447,40	3.886	30.080	674,06
BERMUDA	0	5	-	0	52	-
CAPE VERDE	0	11.601	-	0	13.749	-
FRENCH POLYNESIA	375	75	-80,00	715	102	-85,73
MARTINIQUE	10	18	80,00	62	62	0,00
NETHERLANDS ANTILLES	724	125	-82,73	1.785	1.680	-5,88
GUADELOUPE	257	168	-34,63	365	484	32,60
UNITED KINGDOM	307.038	186.570	-39,24	789.619	1.049.793	32,95
NETHERLANDS	58.146	83.072	42,87	118.210	163.488	38,30
FRANCE	64.347	140.613	118,52	305.214	656.100	114,96
GERMANY, FED. REP. OF	32.289	14.764	-54,28	94.578	31.158	-67,06

TABEL 5. PERKEMBANGAN EKSPOR INDONESIA MENURUT KOMODITI DAN NEGARA TUJUAN

JENIS BARANG	BERAT BERSIH (KG)		PERUB	NILAI FOB (US \$)		PERUB
	JAN-MEI 2006	JAN-MEI 2007	%	JAN-MEI 2006	JAN-MEI 2007	%
(1)	(2)	(3)	(4)	(5)	(6)	(7)
AUSTRIA	584	131	-77,57	27.518	35.507	29,03
BELGIUM	44.204	17.596	-60,19	212.612	43.771	-79,41
SWITZERLAND	1.128	2.140	89,72	10.067	26.658	164,81
DENMARK	0	76	-	0	69	-
NORWAY	0	67	-	0	920	-
SWEDEN	9	3	-66,67	60	5	-91,67
FINLAND	71	0	-100,00	116	0	-100,00
IRELAND	103	929	801,94	1.265	5.342	322,29
ITALY	128.986	139.531	8,18	184.066	270.940	47,20
SPAIN	8.150	4.507	-44,70	54.376	85.402	57,06
PORTUGAL	0	844	-	0	869	-
GREECE	1.440	49.391	3.329,93	10.412	91.171	775,63
DEMOCRATIC REPUBLIC OF THE CONG	10.438	14.644	40,30	23.412	24.906	6,38
HUNGARY	3.239	5.044	55,73	5.580	9.727	74,32
POLAND	104	1.083	941,35	2.541	7.915	211,49
ROMANIA	0	573	-	0	183	-
UKRAINE	21.440	0	-100,00	81.408	0	-100,00
LITHUANIA	140	383	173,57	479	2.674	458,25
LATVIA	0	18.853	-	0	27.235	-
MALTA	7.278	2.815	-61,32	8.467	3.350	-60,43
SLOVENIA	375	0	-100,00	120	0	-100,00
CZECH REPUBLIC	50	0	-100,00	847	0	-100,00
RUSSIA FEDERATION	374	824	120,32	9.659	11.429	18,32
<b>ROTAN OLAHAN</b>	<b>9.795.662</b>	<b>12.267.963</b>	<b>25,24</b>	<b>8.579.866</b>	<b>11.666.999</b>	<b>35,98</b>
JAPAN	6.336	20.765	227,73	34.502	190.677	452,65
HONG KONG	2.025.583	659.946	-67,42	1.747.528	614.830	-64,82
KOREA, REPUBLIC OF	9.120	8.296	-9,04	11.123	8.148	-26,75
TAIWAN	298.716	201.022	-32,70	108.631	92.033	-15,28
CHINA	5.916.498	9.367.949	58,34	5.138.228	7.599.127	47,89
THAILAND	225.580	150.614	-33,23	166.523	144.768	-13,06
SINGAPORE	674.091	680.527	0,95	498.849	705.892	41,50
MALAYSIA	76.081	208.557	174,12	14.998	178.124	1.087,65
VIET NAM	49.400	82.750	67,51	32.110	69.510	116,47
MALDIVES	302	210	-30,46	9.481	815	-91,40
INDIA	0	7.400	-	0	6.216	-
PAKISTAN	0	4.950	-	0	700	-
SRI LANKA	48.872	56.976	16,58	34.680	45.044	29,88
IRAN (ISLAMIC REPUBLIC OF)	0	14.500	-	0	14.700	-
SAUDI ARABIA	15.000	0	-100,00	12.350	0	-100,00
KUWAIT	21.400	31.392	46,69	17.305	14.725	-14,91
JORDAN	19.750	6.650	-66,33	14.447	5.441	-62,34
SYRIA ARAB REPUBLIC	0	42.448	-	0	30.896	-
TURKEY	15	8.374	55.726,67	6	12.463	207.616,67
UNITED ARAB EMIRATES	0	1.198	-	0	4.982	-
CYPRUS	5.843	3.866	-33,84	28.889	15.675	-45,74
EGYPT	0	5.346	-	0	4.931	-
KENYA	0	450	-	0	386	-
REUNION	0	167	-	0	269	-
SOUTH AFRICA	52.144	29.350	-43,71	35.579	28.398	-20,18
AUSTRALIA	41.235	54.822	32,95	78.708	125.590	59,56
NEW ZEALAND	9.172	5.741	-37,41	21.659	13.481	-37,76
NEW CALEDONIA	85	169	98,82	217	544	150,69
VANUATU	1.253	0	-100,00	1.506	0	-100,00
SAMOA	0	1.076	-	0	3.261	-
UNITED STATES	99.567	149.864	50,52	142.724	509.727	257,14
CANADA	3.225	1.144	-64,53	2.650	4.003	51,06
MEXICO	0	671	-	0	1.027	-
ARGENTINA	0	4.959	-	0	10.606	-
BRAZIL	13	833	6.307,69	136	620	355,88
COLOMBIA	0	28.468	-	0	26.018	-
URUGUAY	35	0	-100,00	150	0	-100,00
BAHAMAS	827	0	-100,00	1.056	0	-100,00
PUERTO RICO	3.823	4.155	8,68	12.966	10.006	-22,83
COSTA RICA	0	105	-	0	36	-
FRENCH POLYNESIA	1.801	0	-100,00	4.700	0	-100,00
UNITED KINGDOM	3.938	54.484	1.283,54	7.642	312.030	3.983,09
NETHERLANDS	17.385	45.921	164,14	17.972	73.405	308,44
FRANCE	20.120	32.850	63,27	58.387	100.015	71,30
GERMANY, FED. REP. OF	90.790	135.302	49,03	161.619	244.375	51,20
BELGIUM	69	54.888	79.447,83	641	182.959	28.442,75
SWITZERLAND	156	12	-92,31	240	30	-87,50
DENMARK	106	4	-96,23	143	1	-99,30
SWEDEN	111	546	391,89	634	2.935	362,93
FINLAND	2	659	32.850,00	7	521	7.342,86
ITALY	21.086	34.703	64,58	29.426	87.139	196,13
SPAIN	21.383	10.824	-49,38	94.396	69.382	-26,50
PORTUGAL	0	206	-	0	285	-

TABEL 5. PERKEMBANGAN EKSPOR INDONESIA MENURUT KOMODITI DAN NEGARA TUJUAN

JENIS BARANG	BERAT BERSIH (KG)		PERUB	NILAI FOB (US \$)		PERUB
	JAN-MEI 2006	JAN-MEI 2007	%	JAN-MEI 2006	JAN-MEI 2007	%
(1)	(2)	(3)	(4)	(5)	(6)	(7)
GREECE	1	3.063	306.200,00	1	9.441	944.000,00
HUNGARY	0	159	-	0	150	-
ROMANIA	0	16	-	0	33	-
UKRAINE	0	43.736	-	0	84.832	-
CROATIA	10	690	6.800,00	32	920	2.775,00
CZECH REPUBLIC	0	4.190	-	0	4.877	-
RUSSIA FEDERATION	14.738	0	-100,00	37.025	0	-100,00
<b>-MINYAK KELAPA SAWIT</b>	<b>4.765.799.001</b>	<b>4.509.769.854</b>	<b>-5,37</b>	<b>1.766.415.381</b>	<b>2.441.823.595</b>	<b>38,24</b>
JAPAN	7.990.725	1.795.915	-77,53	3.362.373	1.532.661	-54,42
HONG KONG	350.512	6.033.448	1.621,32	167.736	3.472.657	1.970,31
KOREA, REPUBLIC OF	473.382	621	-99,87	267.597	194	-99,93
TAIWAN	58.400	460.740	688,94	26.858	305.003	1.035,61
CHINA	638.407.610	484.757.987	-24,07	249.645.256	260.482.877	4,34
MONGOLIA	0	5.246.000	-	0	3.338.075	-
MACAU	4.000.000	0	-100,00	1.570.000	0	-100,00
PAPUA NEW GUINEA	869.426	1.140.270	31,15	501.385	1.003.330	100,11
THAILAND	84.449	0	-100,00	41.364	0	-100,00
SINGAPORE	267.226.140	261.196.219	-2,26	96.547.068	136.639.282	41,53
PHILIPPINES	32.570.129	14.690.889	-54,89	13.864.779	10.418.132	-24,86
MALAYSIA	426.229.865	117.802.795	-72,36	147.851.322	63.877.269	-56,80
MYANMAR (FORM. BURMA)	65.948.702	138.219.935	109,59	25.424.024	78.089.748	207,15
CAMBODIA	0	322.848	-	0	251.499	-
BRUNEI DARUSSALAM	181.789	490.879	170,03	109.852	339.037	208,63
LAO PEOPLE'S DEMOCRATIC REPUBLI	0	21.006	-	0	11.845	-
NEPAL	1.500.000	0	-100,00	154.226	0	-100,00
VIET NAM	44.676.146	73.583.474	64,70	16.788.761	41.454.778	146,92
MALDIVES	543.670	395.725	-27,21	340.843	315.733	-7,37
INDIA	944.681.130	1.212.880.395	28,39	341.631.232	641.312.733	87,72
PAKISTAN	385.402.259	307.632.246	-20,18	146.569.219	172.570.999	17,74
BANGLADESH	178.057.239	264.182.269	48,37	66.601.968	152.557.612	129,06
SRI LANKA	245.957.601	118.509.000	-51,82	91.891.156	64.141.952	-30,20
AFGHANISTAN	0	407.808	-	0	281.591	-
IRAQ	2.500.000	0	-100,00	962.500	0	-100,00
IRAN (ISLAMIC REPUBLIC OF)	45.574.156	7.000.000	-84,64	18.178.140	3.465.000	-80,94
SAUDI ARABIA	25.900.000	47.848.037	84,74	10.501.750	25.778.046	145,46
JORDAN	176.949.227	0	-100,00	68.674.135	0	-100,00
YEMEN	138.223	8.107.753	5.765,70	98.804	4.530.232	4.485,07
OMAN	5.000.000	0	-100,00	1.925.000	0	-100,00
SYRIA ARAB REPUBLIC	84.024	41.600	-50,49	47.893	29.328	-38,76
TURKEY	66.252.656	154.838.996	133,71	23.841.041	86.799.826	264,08
UNITED ARAB EMIRATES	17.192.458	25.104.532	46,02	6.939.004	14.586.294	110,21
QATAR	104.220	0	-100,00	55.236	0	-100,00
EGYPT	63.066.000	194.242.547	208,00	25.439.880	103.875.858	308,32
MOROCCO	6.799.436	1.908.000	-71,94	2.455.831	1.221.120	-50,28
TUNISIA	0	28.550.100	-	0	16.981.270	-
ALGERIA	24.300.000	32.978.551	35,71	9.639.350	17.755.455	84,20
SUDAN	16.499.553	21.000.000	27,28	6.355.402	12.738.500	100,44
ETHIOPIA	105.251	0	-100,00	58.150	0	-100,00
TANZANIA, UNITED REPUBLIC OF	61.825.860	29.156.093	-52,84	22.670.039	14.805.587	-34,69
MOZAMBIQUE	4.029.768	5.520.050	36,98	1.672.614	3.082.424	84,29
EQUATORIAL GUINEA	361.243	445.798	23,41	213.520	377.234	76,67
TOGO	188.785	5.285.642	2.699,82	131.047	3.191.214	2.335,17
GHANA	9.956.360	7.593.657	-23,73	4.606.838	5.418.403	17,62
LIBERIA	18.787	51.179	172,42	10.542	43.053	308,39
GUINEA	234.276	4.064.530	1.634,93	124.765	2.254.782	1.707,22
ANGOLA	4.871.366	4.110.399	-15,62	2.636.013	3.034.531	15,12
CONGO	2.337.467	2.202.081	-5,79	1.222.351	1.590.961	30,16
CAMEROON	2.440.100	529.686	-78,29	1.362.078	383.176	-71,87
NIGERIA	33.830	0	-100,00	25.740	0	-100,00
GABON	1.750.177	0	-100,00	1.037.546	0	-100,00
COTE D'IVOIRE	0	50.976	-	0	35.454	-
SENEGAL	4.035.734	1.812.807	-55,08	2.153.723	1.213.313	-43,66
MAURITANIA	1.378.296	2.026.640	47,04	790.410	1.225.500	55,05
BENIN	1.574.275	1.300.736	-17,38	1.050.224	1.057.980	0,74
BURKINA FASO	999.433	0	-100,00	329.812	0	-100,00
GUINEA BISSAU	0	611.090	-	0	444.320	-
GAMBIA	747.539	68.583	-90,83	401.623	54.459	-86,44
U.S. VIRGIN ISLANDS	0	1.460.000	-	0	683.360	-
DJIBOUTI	1.219.544	689.016	-43,50	659.537	479.196	-27,34
SAO TOME AND PRINCIPE	190.050	76.020	-60,00	117.688	60.900	-48,25
SOUTH AFRICA	33.927.019	54.834.706	61,63	12.932.001	27.093.610	109,51
ZAMBIA	0	101.952	-	0	79.421	-
COMOROS	136.881	188.323	37,58	79.600	152.610	91,72
MAURITIUS	1.410.822	39.398	-97,21	569.721	29.745	-94,78
AUSTRALIA	48	211.043	439.572,92	90	126.532	140.491,11
NEW ZEALAND	3.606.180	21.580	-99,40	1.412.281	15.196	-98,92
MICRONESIA, FEDERATED STATES OF	0	17.454	-	0	17.956	-

TABEL 5. PERKEMBANGAN EKSPOR INDONESIA MENURUT KOMODITI DAN NEGARA TUJUAN

JENIS BARANG	BERAT BERSIH (KG)		PERUB	NILAI FOB (US \$)		PERUB
	JAN-MEI 2006	JAN-MEI 2007	%	JAN-MEI 2006	JAN-MEI 2007	%
(1)	(2)	(3)	(4)	(5)	(6)	(7)
NORTHERN MARIANA ISLANDS	16.567	47.842	188,78	10.815	37.950	250,90
VANUATU	129.151	162.528	25,84	93.973	156.297	66,32
COOK ISLANDS	0	34.666	-	0	31.046	-
FIJI	63.137	91.451	44,85	36.077	64.313	78,27
KIRIBATI	64.051	11.988	-81,28	42.122	10.438	-75,22
MARSHALL ISLANDS	0	25.926	-	0	23.566	-
SAMOA	239.333	277.675	16,02	143.887	236.590	64,43
SOLOMON ISLANDS	67.349	0	-100,00	50.784	0	-100,00
TONGA	62.806	84.611	34,72	41.243	74.358	80,29
TUVALU	0	16.938	-	0	12.970	-
EAST TIMOR	406.010	73	-99,98	233.964	21	-99,99
UNITED STATES	41.667.158	19.065.800	-54,24	15.740.952	9.749.823	-38,06
CANADA	512.070	0	-100,00	262.527	0	-100,00
PANAMA	125.271	0	-100,00	85.338	0	-100,00
CHILE	0	1.032.000	-	0	558.790	-
VENEZUELA	1.000.000	0	-100,00	360.000	0	-100,00
BRAZIL	3.920.772	16.268.000	314,92	1.481.620	9.312.570	528,54
ECUADOR	10.000.794	0	-100,00	3.982.816	0	-100,00
GUYANA	20.934	0	-100,00	10.048	0	-100,00
JAMAICA	62.876	59.875	-4,77	28.291	35.525	25,57
DOMINICAN REPUBLIC	42.000	0	-100,00	18.533	0	-100,00
COSTA RICA	2.750.000	3.000.000	9,09	957.000	1.515.000	58,31
DOMINICA	147.000	0	-100,00	68.355	0	-100,00
FRENCH POLYNESIA	0	16.510	-	0	13.139	-
UNITED KINGDOM	31.139.772	7.171.877	-76,97	11.227.734	3.247.330	-71,08
NETHERLANDS	442.504.087	241.213.164	-45,49	158.518.971	119.587.297	-24,56
FRANCE	434.859	0	-100,00	238.652	0	-100,00
GERMANY, FED. REP. OF	136.358.490	202.427.159	48,45	51.205.430	108.511.282	111,91
BELGIUM	5.105.600	1.085.152	-78,75	2.048.576	632.755	-69,11
SWITZERLAND	0	124.941	-	0	83.508	-
DENMARK	2.500.000	0	-100,00	862.500	0	-100,00
ITALY	71.626.885	78.384.892	9,44	26.558.968	41.492.451	56,23
SPAIN	62.309.980	54.398.843	-12,70	22.555.855	30.979.640	37,35
PORTUGAL	87.650	15.660.137	17.766,67	47.285	8.741.011	18.385,80
GREECE	4.088.000	28.303.467	592,35	1.654.970	14.756.683	791,66
DEMOCRATIC REPUBLIC OF THE CONG	418.374	4.048.288	867,62	265.468	2.908.057	995,45
POLAND	147.000	0	-100,00	68.166	0	-100,00
ROMANIA	21.583	0	-100,00	10.634	0	-100,00
BULGARIA	1.379.042	7.241.732	425,13	619.776	4.497.849	625,72
YUGOSLAVIA	0	500.000	-	0	256.250	-
AZERBAIJAN	85.018	21.000	-75,30	39.067	15.124	-61,29
KAZAKHSTAN	0	225.000	-	0	144.000	-
KYRGYZSTAN	0	21.006	-	0	15.019	-
TAJIKISTAN	0	22.500	-	0	14.513	-
TURKMENISTAN	0	63.000	-	0	43.785	-
UKRAINE	71.542.420	65.702.491	-8,16	15.593.567	33.625.639	115,64
LATVIA	42.080	0	-100,00	19.177	0	-100,00
GEORGIA	130.012	6.180.000	4.653,41	59.125	3.515.400	5.845,71
RUSSIA FEDERATION	41.632.652	102.919.298	147,21	16.434.177	59.814.753	263,97
<b>-MINYAK BIJI KELAPA SAWIT</b>	<b>512.329.324</b>	<b>497.123.534</b>	<b>-2,97</b>	<b>248.733.055</b>	<b>294.683.453</b>	<b>18,47</b>
KOREA, REPUBLIC OF	258	1	-99,61	667	3	-99,55
CHINA	49.738.741	134.989.057	171,40	25.894.213	79.954.111	208,77
PAPUA NEW GUINEA	14.250	0	-100,00	16.620	0	-100,00
SINGAPORE	1.024.967	3.126.838	205,07	549.625	1.758.171	219,89
PHILIPPINES	0	3.499.350	-	0	1.677.686	-
MALAYSIA	96.887.671	62.101.269	-35,90	50.052.756	33.423.715	-33,22
INDIA	44.391.646	42.268.666	-4,78	22.433.174	26.003.183	15,91
PAKISTAN	4.467.204	2.300.000	-48,51	2.383.085	1.428.400	-40,06
BANGLADESH	3.000.000	2.982.606	-0,58	1.560.000	1.734.129	11,16
SRI LANKA	1.650.000	1.750.000	6,06	884.000	1.108.125	25,35
SAUDI ARABIA	1.700.000	499.419	-70,62	964.200	399.535	-58,56
JORDAN	8.402.278	0	-100,00	4.397.511	0	-100,00
TURKEY	21.739.192	34.172.941	57,20	11.839.485	21.472.249	81,36
UNITED ARAB EMIRATES	0	250.000	-	0	160.000	-
EGYPT	0	5.127.924	-	0	3.384.705	-
TUNISIA	0	2.477.876	-	0	1.749.401	-
ALGERIA	2.664.413	2.010.992	-24,52	1.226.500	1.201.375	-2,05
SUDAN	0	522.000	-	0	404.550	-
TANZANIA, UNITED REPUBLIC OF	600.000	0	-100,00	308.750	0	-100,00
MAURITANIA	0	150.000	-	0	92.250	-
SOUTH AFRICA	6.550.166	5.622.960	-14,16	3.668.105	3.724.261	1,53
UNITED STATES	29.274.781	10.400.614	-64,47	16.080.809	7.315.493	-54,51
MEXICO	0	9.999.726	-	0	6.339.827	-
BRAZIL	46.642.388	18.260.000	-60,85	7.650.617	12.251.925	60,14
UNITED KINGDOM	0	695.000	-	0	451.750	-
NETHERLANDS	168.085.030	114.559.356	-31,84	84.815.704	63.353.137	-25,30
FRANCE	0	2	-	0	5	-

TABEL 5. PERKEMBANGAN EKSPOR INDONESIA MENURUT KOMODITI DAN NEGARA TUJUAN

JENIS BARANG	BERAT BERSIH (KG)		PERUB	NILAI FOB (US \$)		PERUB
	JAN-MEI 2006	JAN-MEI 2007	%	JAN-MEI 2006	JAN-MEI 2007	%
(1)	(2)	(3)	(4)	(5)	(6)	(7)
GERMANY, FED. REP. OF	8.400.000	6.278.083	-25,26	5.018.950	4.495.205	-10,44
IRELAND	0	14	-	0	85	-
ITALY	6.981.000	7.315.268	4,79	3.680.365	4.400.194	19,56
SPAIN	6.488.555	7.282.626	12,24	3.356.220	4.806.991	43,23
PORTUGAL	0	600.000	-	0	365.000	-
GREECE	1.500.000	7.262.902	384,19	780.000	4.777.422	512,49
DEMOCRATIC REPUBLIC OF THE CONG	1.000.000	0	-100,00	509.000	0	-100,00
BULGARIA	0	109.044	-	0	70.333	-
UKRAINE	915.006	6.015.000	557,37	511.038	3.458.903	576,84
GEORGIA	0	1.539.914	-	0	1.050.991	-
RUSSIA FEDERATION	211.778	2.954.086	1.294,90	151.661	1.870.343	1.133,24
<b>-MINYAK NABATI LAIN</b>	<b>410.360.572</b>	<b>332.665.249</b>	<b>-18,93</b>	<b>198.183.727</b>	<b>209.164.270</b>	<b>5,54</b>
JAPAN	700.358	731.340	4,42	1.223.925	644.625	-47,33
HONG KONG	2.814	2.515	-10,63	8.952	7.939	-11,32
KOREA, REPUBLIC OF	63.000	290.900	361,75	45.538	197.415	333,52
TAIWAN	83.510	368.486	341,25	53.919	241.138	347,22
CHINA	217.651.865	154.348.960	-29,08	94.938.323	87.781.747	-7,54
PAPUA NEW GUINEA	59.980	24.299	-59,49	61.381	31.960	-47,93
THAILAND	331.312	264.733	-20,10	179.889	191.507	6,46
SINGAPORE	8.305.212	4.604.801	-44,56	4.263.640	2.351.852	-44,84
PHILIPPINES	931.648	167.100	-82,06	483.209	115.401	-76,12
MALAYSIA	44.932.443	48.452.774	7,83	23.079.215	32.674.222	41,57
CAMBODIA	0	11	-	0	20	-
VIET NAM	187.247	155.500	-16,95	133.454	113.839	-14,70
MALDIVES	172	15.595	8.966,86	1.039	16.000	1.439,94
INDIA	6.447.433	5.382.980	-16,51	3.413.647	2.815.931	-17,51
PAKISTAN	9.335.502	630.400	-93,25	3.753.720	372.406	-90,08
SRI LANKA	370.719	0	-100,00	249.325	0	-100,00
IRAN (ISLAMIC REPUBLIC OF)	887.073	1.120.129	26,27	602.930	818.302	35,72
SAUDI ARABIA	497.449	2.339.600	370,32	112.808	1.204.473	967,72
KUWAIT	22.000	0	-100,00	14.850	0	-100,00
OMAN	64.100	0	-100,00	37.527	0	-100,00
SYRIA ARAB REPUBLIC	382.068	441.843	15,65	288.707	387.023	34,05
TURKEY	4.187.781	6.349.378	51,62	2.654.584	4.721.801	77,87
UNITED ARAB EMIRATES	0	25	-	0	411	-
CYPRUS	492	0	-100,00	1.314	0	-100,00
EGYPT	3.285.799	2.885.600	-12,18	2.094.824	2.076.346	-0,88
MOROCCO	714.000	374.600	-47,54	451.554	283.251	-37,27
TUNISIA	0	1.195.972	-	0	841.490	-
ALGERIA	4.383.208	7.021.773	60,20	2.249.877	4.659.992	107,12
SUDAN	0	1.501.149	-	0	908.230	-
TANZANIA, UNITED REPUBLIC OF	2.500.000	105.000	-95,80	850.000	51.975	-93,89
MOZAMBIQUE	0	135.750	-	0	85.260	-
TOGO	16.915	23	-99,86	12.324	22	-99,82
CAMEROON	0	19.500	-	0	11.742	-
NIGERIA	176.000	220.000	25,00	112.640	161.755	43,60
COTE D'IVOIRE	132.000	176.000	33,33	84.480	118.800	40,63
SENEGAL	0	66.000	-	0	46.860	-
MAURITANIA	0	181.300	-	0	94.276	-
BENIN	0	1.009	-	0	700	-
SOUTH AFRICA	1.544.078	4.282.660	177,36	995.367	2.729.741	174,24
AUSTRALIA	1.695.985	993	-99,94	979.816	10.901	-98,89
NEW ZEALAND	147.000	236	-99,84	87.465	1.228	-98,60
NORTHERN MARIANA ISLANDS	0	5.741	-	0	4.040	-
FIJI	22.000	0	-100,00	19.800	0	-100,00
TONGA	8.703	0	-100,00	8.825	0	-100,00
EAST TIMOR	94.845	0	-100,00	70.566	0	-100,00
UNITED STATES	33.321.772	4.002.983	-87,99	16.992.661	2.085.454	-87,73
CANADA	0	4.725	-	0	38.880	-
CHILE	120.000	80.000	-33,33	54.000	47.080	-12,81
BRAZIL	21.000	2.722.500	12.864,29	16.632	1.826.438	10.881,47
BOLIVIA	22.000	0	-100,00	14.080	0	-100,00
COSTA RICA	88.000	78.000	-11,36	50.820	58.422	14,96
UNITED KINGDOM	492	3.935	699,80	2.938	18.417	526,86
NETHERLANDS	36.713.324	36.290.132	-1,15	18.823.170	22.837.564	21,33
FRANCE	364	110.029	30.127,75	1.045	103.906	9.843,16
GERMANY, FED. REP. OF	46.598	2.764.158	5.831,92	31.512	1.923.839	6.005,10
SWITZERLAND	240.000	31	-99,99	145.200	170	-99,88
DENMARK	17.800	17.800	0,00	16.732	16.821	0,53
NORWAY	0	1.183	-	0	4.419	-
SWEDEN	2.361.737	300	-99,99	1.125.397	1.128	-99,90
ITALY	92	0	-100,00	367	0	-100,00
SPAIN	2.600.000	6.528.945	151,11	1.387.500	4.447.519	220,54
GREECE	858.000	820.209	-4,40	478.390	535.451	11,93
HUNGARY	21.000	0	-100,00	15.015	0	-100,00
ROMANIA	322.461	0	-100,00	215.416	0	-100,00
BULGARIA	409.054	555.085	35,70	260.147	462.979	77,97

TABEL 5. PERKEMBANGAN EKSPOR INDONESIA MENURUT KOMODITI DAN NEGARA TUJUAN

JENIS BARANG	BERAT BERSIH (KG)		PERUB	NILAI FOB (US \$)		PERUB
	JAN-MEI 2006	JAN-MEI 2007	%	JAN-MEI 2006	JAN-MEI 2007	%
(1)	(2)	(3)	(4)	(5)	(6)	(7)
AZERBAIJAN	66.000	462.000	600,00	55.000	349.965	536,30
KYRGYZSTAN	174.012	0	-100,00	117.486	0	-100,00
TAJIKISTAN	0	21.870	-	0	17.824	-
UKRAINE	3.891.532	6.679.978	71,65	2.188.807	5.303.265	142,29
LITHUANIA	190.772	41	-99,98	135.770	266	-99,80
LATVIA	82.944	707.466	752,94	54.978	617.534	1.023,24
GEORGIA	292.076	150.377	-48,51	148.088	136.683	-7,70
SLOVENIA	13.000	15.000	15,38	8.395	10.775	28,35
CZECH REPUBLIC	0	306.500	-	0	153.470	-
RUSSIA FEDERATION	18.321.831	26.477.327	44,51	12.224.747	21.391.380	74,98
<b>-STEARIN</b>	<b>76.816.432</b>	<b>54.044.019</b>	<b>-29,65</b>	<b>36.710.526</b>	<b>36.831.460</b>	<b>0,33</b>
JAPAN	1.637.991	1.225.855	-25,16	869.971	843.462	-3,05
HONG KONG	515.498	339.000	-34,24	265.667	241.861	-8,96
KOREA, REPUBLIC OF	4.615.493	1.245.600	-73,01	2.236.557	843.300	-62,29
TAIWAN	9.128.203	7.207.633	-21,04	4.468.871	5.085.014	13,79
CHINA	25.809.492	17.789.648	-31,07	12.360.795	12.132.057	-1,85
THAILAND	4.280.957	3.089.091	-27,84	2.032.945	2.194.311	7,94
SINGAPORE	379.073	225.503	-40,51	200.380	170.963	-14,68
PHILIPPINES	1.077.816	926.999	-13,99	518.419	667.357	28,73
MALAYSIA	12.000	2.490.517	20.654,31	8.742	1.505.214	17.118,19
MYANMAR (FORM. BURMA)	3.028.999	338.000	-88,84	1.036.589	252.536	-75,64
VIET NAM	664.485	1.539.997	131,76	327.330	1.088.762	232,62
INDIA	3.736.549	2.183.528	-41,56	1.417.346	901.338	-36,41
PAKISTAN	32.000	32.000	0,00	15.884	20.534	29,27
BANGLADESH	1.376.000	2.274.000	65,26	581.105	1.464.874	152,08
SRI LANKA	166.684	62.371	-62,58	76.048	43.930	-42,23
IRAN (ISLAMIC REPUBLIC OF)	328.000	165.000	-49,70	138.889	93.561	-32,64
SAUDI ARABIA	17.000	0	-100,00	9.451	0	-100,00
JORDAN	144.000	224.000	55,56	74.748	165.407	121,29
SYRIA ARAB REPUBLIC	26.000	0	-100,00	11.830	0	-100,00
TURKEY	8.764.894	6.061.545	-30,84	4.433.199	4.195.819	-5,35
EGYPT	131.000	334.951	155,69	64.698	239.366	269,97
MOROCCO	49.500	33.500	-32,32	27.600	25.847	-6,35
TUNISIA	12.500	0	-100,00	6.750	0	-100,00
TANZANIA, UNITED REPUBLIC OF	17.000	0	-100,00	10.132	0	-100,00
KENYA	49.500	34.000	-31,31	24.583	23.858	-2,95
GHANA	51.500	33.500	-34,95	22.820	25.080	9,90
NIGERIA	254.170	303.000	19,21	136.820	231.808	69,43
COTE D'IVOIRE	582.500	216.000	-62,92	314.139	177.070	-43,63
SENEGAL	49.500	0	-100,00	24.255	0	-100,00
SOUTH AFRICA	358.930	278.349	-22,45	188.473	191.160	1,43
ZAIRE	68.000	0	-100,00	46.648	0	-100,00
AUSTRALIA	17.000	51.000	200,00	10.421	44.948	331,32
UNITED STATES	912.019	348.590	-61,78	594.357	265.477	-55,33
CANADA	65.000	18.509	-71,52	37.602	13.754	-63,42
MEXICO	264.001	364.500	38,07	146.470	284.489	94,23
GUATEMALA	16.500	33.000	100,00	9.405	26.120	177,72
CHILE	0	16.500	-	0	13.118	-
VENEZUELA	33.000	17.000	-48,48	18.851	12.750	-32,36
BRAZIL	32.500	0	-100,00	17.228	0	-100,00
COLOMBIA	165.000	0	-100,00	82.867	0	-100,00
PERU	16.500	49.499	199,99	8.910	41.205	362,46
DOMINICAN REPUBLIC	148.500	0	-100,00	79.038	0	-100,00
COSTA RICA	33.000	0	-100,00	18.480	0	-100,00
UNITED KINGDOM	369.999	349.000	-5,68	194.567	216.118	11,08
NETHERLANDS	3.384.736	1.195.766	-64,67	1.467.694	988.337	-32,66
FRANCE	24.000	72.000	200,00	12.437	52.629	323,16
GERMANY, FED. REP. OF	973.499	851.000	-12,58	519.599	569.278	9,56
BELGIUM	332.500	171.000	-48,57	151.836	113.068	-25,53
SWITZERLAND	28.000	14.000	-50,00	15.386	7.960	-48,26
SWEDEN	14.000	23.999	71,42	7.747	16.652	114,95
ITALY	230.277	58.000	-74,81	122.658	43.440	-64,58
SPAIN	771.435	754.428	-2,20	400.187	540.293	35,01
PORTUGAL	777.680	429.812	-44,73	402.639	345.596	-14,17
GREECE	132.500	33.500	-74,72	70.109	25.626	-63,45
DEMOCRATIC REPUBLIC OF THE CONG	33.000	0	-100,00	17.790	0	-100,00
HUNGARY	0	17.000	-	0	14.819	-
POLAND	416.000	32.000	-92,31	215.321	21.440	-90,04
BULGARIA	108.852	89.412	-17,86	60.460	65.314	8,03
UKRAINE	17.000	187.000	1.000,00	8.160	136.170	1.568,75
LATVIA	0	37.177	-	0	32.595	-
RUSSIA FEDERATION	134.700	176.740	31,21	68.623	115.775	68,71
<b>-ASAM BERLEMAK LAIN</b>	<b>229.371.860</b>	<b>209.531.278</b>	<b>-8,65</b>	<b>109.696.015</b>	<b>112.877.675</b>	<b>2,90</b>
JAPAN	4.057.353	3.848.758	-5,14	3.139.903	2.624.408	-16,42
HONG KONG	189.034	1.440	-99,24	86.766	1.470	-98,31
KOREA, REPUBLIC OF	2.411.172	4.791.642	98,73	1.811.016	2.848.544	57,29



TABEL 5. PERKEMBANGAN EKSPOR INDONESIA MENURUT KOMODITI DAN NEGARA TUJUAN

JENIS BARANG	BERAT BERSIH (KG)		PERUB	NILAI FOB (US \$)		PERUB
	JAN-MEI 2006	JAN-MEI 2007	%	JAN-MEI 2006	JAN-MEI 2007	%
(1)	(2)	(3)	(4)	(5)	(6)	(7)
TAIWAN	158.965	370.040	132,78	111.169	289.404	160,33
CHINA	5.597.369	14.361.491	156,58	6.129.168	12.455.842	103,22
THAILAND	330.919	461.738	39,53	357.906	531.594	48,53
SINGAPORE	12.944.613	12.136.528	-6,24	8.453.201	9.283.309	9,82
PHILIPPINES	1.056.496	159.139	-84,94	1.203.752	93.963	-92,19
MALAYSIA	2.315.540	5.413.679	133,80	950.148	4.303.355	352,91
MYANMAR (FORM. BURMA)	5.480.541	0	-100,00	1.770.835	0	-100,00
NEPAL	90.650	0	-100,00	34.114	0	-100,00
VIET NAM	17.429	477	-97,26	14.220	1.019	-92,83
INDIA	56.624.406	85.235.277	50,53	19.764.245	35.006.709	77,12
PAKISTAN	3.037.106	2.491.780	-17,96	493.639	655.807	32,85
BANGLADESH	0	4.320	-	0	3.715	-
SRI LANKA	32	41.800	130.525,00	215	24.970	11.513,95
IRAN (ISLAMIC REPUBLIC OF)	127.840	34.560	-72,97	99.466	29.030	-70,81
SAUDI ARABIA	0	115.200	-	0	124.969	-
KUWAIT	21.250	0	-100,00	6.019	0	-100,00
JORDAN	21.812	24.687	13,18	16.949	19.065	12,48
SYRIA ARAB REPUBLIC	51.840	0	-100,00	35.088	0	-100,00
TURKEY	2.554.119	2.004.144	-21,53	975.745	1.030.956	5,66
EGYPT	46.489	3.779.080	8.028,98	54.661	1.629.316	2.880,77
TUNISIA	0	669.948	-	0	261.280	-
ETHIOPIA	0	72.520	-	0	36.260	-
TANZANIA, UNITED REPUBLIC OF	3.650.000	3.900.000	6,85	1.257.250	1.476.500	17,44
MOZAMBIQUE	3.363.600	254.400	-92,44	1.173.562	103.032	-91,22
GHANA	0	106.000	-	0	42.930	-
NIGERIA	44.117	0	-100,00	53.382	0	-100,00
SENEGAL	0	500.000	-	0	207.500	-
GAMBIA	0	1.500.000	-	0	626.250	-
DJIBOUTI	290.080	93.100	-67,91	110.230	56.605	-48,65
SOUTH AFRICA	6.057.438	3.484.000	-42,48	2.419.872	1.489.639	-38,44
MAURITIUS	700.088	0	-100,00	239.780	0	-100,00
AUSTRALIA	384.265	293.779	-23,55	453.524	330.140	-27,21
NEW ZEALAND	4.530	0	-100,00	2.898	0	-100,00
UNITED STATES	11.026.131	7.315.291	-33,65	9.908.095	6.911.695	-30,24
CANADA	43.420	66.960	54,21	37.233	56.109	50,70
MEXICO	125.600	128.508	2,32	120.629	109.639	-9,11
ARGENTINA	299.174	672.000	124,62	290.730	672.897	131,45
BRAZIL	4.341.600	2.750.400	-36,65	4.463.636	2.617.075	-41,37
URUGUAY	0	14.400	-	0	17.328	-
JAMAICA	1.282	2.221	73,24	1.250	1.878	50,24
UNITED KINGDOM	7.833.204	2.226.979	-71,57	3.098.668	1.018.024	-67,15
NETHERLANDS	65.307.438	22.667.102	-65,29	28.785.597	13.815.920	-52,00
FRANCE	40.460	0	-100,00	49.824	0	-100,00
GERMANY, FED. REP. OF	5.783.250	1.044.753	-81,93	3.019.561	1.065.006	-64,73
BELGIUM	125.004	180.610	44,48	151.292	156.580	3,50
DENMARK	500.000	0	-100,00	171.250	0	-100,00
ITALY	1.209.490	1.521.271	25,78	967.389	1.171.255	21,07
SPAIN	21.071.915	24.781.800	17,61	7.379.619	9.664.601	30,96
PORTUGAL	14.500	0	-100,00	7.387	0	-100,00
GREECE	0	9.456	-	0	12.087	-
HUNGARY	20.299	0	-100,00	25.132	0	-100,00
<b>-ALAT LISTRIK</b>	<b>212.493.493</b>	<b>223.341.305</b>	<b>5,11</b>	<b>1.787.607.524</b>	<b>1.934.745.939</b>	<b>8,23</b>
JAPAN	23.783.655	22.522.104	-5,30	303.204.322	332.629.806	9,70
HONG KONG	4.029.800	5.979.175	48,37	74.404.397	75.444.914	1,40
KOREA, DEMOCRATIC PEOPLE'S REPL	420	19	-95,48	14.237	466	-96,73
KOREA, REPUBLIC OF	3.254.637	2.238.733	-31,21	40.350.479	30.021.572	-25,60
TAIWAN	2.410.903	1.916.236	-20,52	22.622.138	20.836.707	-7,89
CHINA	6.276.649	4.417.542	-29,62	45.770.528	51.246.815	11,96
MONGOLIA	0	700	-	0	2.139	-
MACAU	130	0	-100,00	2.100	0	-100,00
PAPUA NEW GUINEA	1.642.362	3.081.228	87,61	2.359.605	4.311.068	82,70
THAILAND	8.659.929	11.480.766	32,57	50.647.951	66.785.442	31,86
SINGAPORE	32.024.195	24.679.135	-22,94	660.856.714	606.294.263	-8,26
PHILIPPINES	4.862.207	6.001.457	23,43	23.157.057	26.905.403	16,19
MALAYSIA	22.136.010	17.652.677	-20,25	97.912.110	84.941.367	-13,25
MYANMAR (FORM. BURMA)	78.470	130.026	65,70	193.661	608.847	214,39
CAMBODIA	2.381	224.739	9.338,85	13.198	583.343	4.319,93
BRUNEI DARUSSALAM	197.592	376.107	90,35	831.500	2.065.054	148,35
NEPAL	32.611	19.468	-40,30	45.218	87.033	92,47
VIET NAM	3.856.890	6.396.518	65,85	15.836.912	31.581.762	99,42
MALDIVES	33.606	28.552	-15,04	79.423	59.221	-25,44
INDIA	661.022	1.219.660	84,51	3.382.095	5.581.096	65,02
PAKISTAN	852.633	1.049.668	23,11	2.410.732	2.349.887	-2,52
BANGLADESH	137.434	316.713	130,45	593.932	908.782	53,01
SRI LANKA	598.757	415.746	-30,57	1.650.738	1.492.456	-9,59
AFGHANISTAN	174.864	121.400	-30,57	297.099	231.843	-21,96
IRAN (ISLAMIC REPUBLIC OF)	752.646	932.927	23,95	1.283.187	3.225.859	151,39

TABEL 5. PERKEMBANGAN EKSPOR INDONESIA MENURUT KOMODITI DAN NEGARA TUJUAN

JENIS BARANG	BERAT BERSIH (KG)		PERUB	NILAI FOB (US \$)		PERUB
	JAN-MEI 2006	JAN-MEI 2007	%	JAN-MEI 2006	JAN-MEI 2007	%
(1)	(2)	(3)	(4)	(5)	(6)	(7)
SAUDI ARABIA	4.396.093	6.710.964	52,66	8.356.907	22.780.157	172,59
KUWAIT	853.009	720.576	-15,53	2.041.657	1.557.781	-23,70
JORDAN	201.131	365.659	81,80	685.002	1.108.096	61,77
LEBANON	555.162	788.579	42,04	1.088.287	1.874.906	72,28
YEMEN	633.040	557.064	-12,00	1.157.249	1.431.595	23,71
OMAN	322.334	742.621	130,39	720.525	4.240.077	488,47
SYRIA ARAB REPUBLIC	15.508	35.601	129,57	22.345	79.881	257,49
TURKEY	9.815.001	6.459.977	-34,18	23.820.042	16.062.414	-32,57
UNITED ARAB EMIRATES	10.155.263	18.467.769	81,85	27.167.721	55.479.054	104,21
QATAR	1.238.806	1.610.009	29,96	3.974.636	6.690.766	68,34
BAHRAIN	98.108	15.971	-83,72	408.116	69.297	-83,02
CYPRUS	217.238	373.393	71,88	336.437	700.306	108,15
EGYPT	1.479.659	2.611.061	76,46	3.941.777	5.429.326	37,74
LIBYAN ARAB JAMAHIRIYA	208.290	80.417	-61,39	389.732	298.390	-23,44
MOROCCO	13.821	96.027	594,79	280.592	544.168	93,94
TUNISIA	9.600	83	-99,14	42.000	838	-98,00
ALGERIA	109	1.441.090	1.322.000,92	1.022	2.764.645	270.413,21
SUDAN	4.242.885	4.747.301	11,89	6.932.843	9.793.200	41,26
ERITREA	23.850	23.899	0,21	29.484	44.890	52,25
ETHIOPIA	290.015	108.223	-62,68	532.782	270.140	-49,30
TANZANIA, UNITED REPUBLIC OF	476.391	548.948	15,23	771.245	1.452.832	88,37
MADAGASCAR	70.095	26.555	-62,12	125.582	54.755	-56,40
SOMALIA	0	47.506	-	0	90.229	-
KENYA	459.893	687.707	49,54	1.029.864	2.719.295	164,04
REUNION	2.243	4.552	102,94	19.730	51.157	159,29
MOZAMBIQUE	101.046	526.273	420,83	237.582	907.799	282,10
EQUATORIAL GUINEA	99.420	256.783	158,28	141.872	458.010	222,83
TOGO	7.812	34.570	342,52	14.156	94.304	566,18
GHANA	942.071	567.242	-39,79	1.815.764	1.656.134	-8,79
LIBERIA	20.681	21.617	4,53	37.478	45.806	22,22
GUINEA	61.984	63.144	1,87	67.884	91.380	34,61
ANGOLA	243.318	183.343	-24,65	403.379	494.384	22,56
CAMEROON	114.569	90.909	-20,65	190.255	224.152	17,82
NIGERIA	1.756.823	1.743.490	-0,76	3.311.841	6.585.361	98,84
SIERRA LEONE	20.488	0	-100,00	38.096	0	-100,00
GABON	4.083	0	-100,00	11.103	0	-100,00
COTE D'IVOIRE	116.227	59.080	-49,17	203.946	140.947	-30,89
SENEGAL	95.282	295.296	209,92	136.787	607.657	344,24
MAURITANIA	0	21.197	-	0	57.651	-
MALI	65.075	4.220	-93,52	51.958	88.265	69,88
BENIN	226.310	186.272	-17,69	407.273	471.857	15,86
GAMBIA	20.936	25.238	20,55	37.417	54.385	45,35
SEYCHELLES	1.321	0	-100,00	2.906	0	-100,00
UGANDA	0	30.619	-	0	54.059	-
CENTRAL AFRICAN REPUBLIC	0	16	-	0	23	-
DJIBOUTI	822.021	533.737	-35,07	1.503.919	1.291.742	-14,11
SAINT HELENA	0	12	-	0	32	-
SWAZILAND	1.993	0	-100,00	22.802	0	-100,00
SOUTH AFRICA	1.150.601	730.392	-36,52	3.704.500	2.305.324	-37,77
ZIMBABWE	6.492	2	-99,97	17.884	12	-99,93
MALAWI	0	2.646	-	0	8.617	-
COMOROS	0	9.997	-	0	1.760	-
MAURITIUS	62.929	64.668	2,76	318.784	248.805	-21,95
VIRGIN ISLANDS (BRITISH)	142	0	-100,00	2.184	0	-100,00
AUSTRALIA	5.803.148	4.896.591	-15,62	34.622.321	39.003.882	12,66
NEW ZEALAND	1.514.581	1.353.961	-10,60	9.967.262	9.399.287	-5,70
NEW CALEDONIA	2.472	4.290	73,54	16.830	9.337	-44,52
VANUATU	38.588	101.824	163,87	62.811	209.057	232,84
COOK ISLANDS	1.095	1.655	51,14	500	4.278	755,60
FIJI	147.773	166.203	12,47	339.632	398.852	17,44
SAMOA	261.919	569.092	117,28	1.309.823	5.264.716	301,94
SOLOMON ISLANDS	242.461	172.065	-29,03	344.760	326.863	-5,19
TONGA	18.398	36.450	98,12	35.108	92.228	162,70
TUVALU	59.785	0	-100,00	247.000	0	-100,00
EAST TIMOR	114.231	15.022	-86,85	1.700.571	49.231	-97,11
UNITED STATES	17.451.554	17.198.668	-1,45	132.113.393	156.523.778	18,48
CANADA	707.658	1.036.722	46,50	2.602.553	4.876.641	87,38
MEXICO	2.070.695	1.540.333	-25,61	7.505.435	7.142.741	-4,83
GUATEMALA	198.770	160.127	-19,44	440.134	342.916	-22,09
HONDURAS	0	172	-	0	1.060	-
NICARAGUA	128.720	19.304	-85,00	542.866	44.915	-91,73
PANAMA	97.366	61.604	-36,73	274.721	228.506	-16,82
CUBA	12.875	0	-100,00	31.110	0	-100,00
SURINAME	109.958	22.347	-79,68	204.774	66.108	-67,72
CHILE	1.135.158	962.233	-15,23	1.987.926	2.134.976	7,40
VENEZUELA	281.427	2.721.240	866,94	809.757	20.014.726	2.371,70
ARGENTINA	327.689	328.142	0,14	1.323.126	1.631.404	23,30
BRAZIL	483.174	1.347.981	178,98	3.280.982	9.215.627	180,88

TABEL 5. PERKEMBANGAN EKSPOR INDONESIA MENURUT KOMODITI DAN NEGARA TUJUAN

JENIS BARANG	BERAT BERSIH (KG)		PERUB	NILAI FOB (US \$)		PERUB
	JAN-MEI 2006	JAN-MEI 2007	%	JAN-MEI 2006	JAN-MEI 2007	%
(1)	(2)	(3)	(4)	(5)	(6)	(7)
COLOMBIA	543.827	589.197	8,34	1.216.749	1.956.136	60,77
URUGUAY	3.950	4	-99,90	19.850	18	-99,91
PARAGUAY	212.831	38.053	-82,12	304.115	79.125	-73,98
ECUADOR	412.924	465.061	12,63	705.245	850.615	20,61
PERU	92.579	94.772	2,37	311.924	434.242	39,21
GUYANA	66.823	0	-100,00	200.000	0	-100,00
TRINIDAD AND TOBAGO	68.881	81.158	17,82	141.264	179.248	26,89
JAMAICA	0	151.771	-	0	319.800	-
PUERTO RICO	9.904	0	-100,00	271.913	0	-100,00
DOMINICAN REPUBLIC	491.541	176.000	-64,19	709.303	401.450	-43,40
EL SALVADOR	0	172	-	0	1.060	-
COSTA RICA	154.713	4.011	-97,41	279.107	25.700	-90,79
HAITI	187.359	193.199	3,12	254.847	401.452	57,53
ARUBA	17.536	20.867	19,00	23.180	36.588	57,84
CAPE VERDE	21.602	0	-100,00	44.355	0	-100,00
FRENCH GUIANA	7.478	0	-100,00	33.667	0	-100,00
FRENCH POLYNESIA	5.692	22.209	290,18	21.962	93.283	324,75
MARTINIQUE	7.478	0	-100,00	33.667	0	-100,00
NETHERLANDS ANTILLES	113	0	-100,00	279	0	-100,00
GUADELOUPE	7.478	0	-100,00	33.667	0	-100,00
UNITED KINGDOM	2.453.842	4.921.572	100,57	9.465.264	16.739.417	76,85
NETHERLANDS	2.104.661	3.002.081	42,64	12.213.516	16.828.004	37,78
FRANCE	1.440.464	2.163.962	50,23	28.282.926	53.769.122	90,11
GERMANY, FED. REP. OF	2.480.780	1.123.372	-54,72	25.108.280	24.892.140	-0,86
AUSTRIA	30.260	11.592	-61,69	374.444	355.544	-5,05
BELGIUM	3.092.907	993.125	-67,89	8.077.887	3.259.548	-59,65
SWITZERLAND	43.502	1.320.822	2.936,23	379.985	5.988.946	1.476,10
DENMARK	16.129	51.296	218,04	223.946	2.182.127	874,40
NORWAY	88.001	34.670	-60,60	523.739	189.134	-63,89
SWEDEN	110.775	169.082	52,64	3.352.837	3.560.769	6,20
FINLAND	1.011.621	35.583	-96,48	14.071.056	986.067	-92,99
IRELAND	22.527	1.661	-92,63	120.399	12.542	-89,58
ITALY	1.575.587	2.335.175	48,21	10.444.558	17.153.996	64,24
SPAIN	2.991.459	4.591.305	53,48	12.135.628	13.898.398	14,53
PORTUGAL	6.790	7.655	12,74	30.303	36.136	19,25
GREECE	1.383.193	1.914.464	38,41	2.506.037	3.894.024	55,39
ANDORRA	3.227	0	-100,00	44.353	0	-100,00
DEMOCRATIC REPUBLIC OF THE CONG	304.068	308.648	1,51	538.874	1.042.309	93,42
HUNGARY	154.690	192.257	24,29	3.117.699	1.130.267	-63,75
POLAND	427.237	636.285	48,93	2.143.396	2.801.228	30,69
ROMANIA	1.589	166	-89,55	9.318	13.461	44,46
BULGARIA	15.497	8	-99,95	133.008	432	-99,68
YUGOSLAVIA	1	0	-100,00	36	0	-100,00
ARMENIA	20.070	0	-100,00	31.908	0	-100,00
BELARUS	0	345.946	-	0	606.091	-
KAZAKHSTAN	0	98.233	-	0	314.345	-
UKRAINE	88.903	153.444	72,60	732.511	747.326	2,02
LITHUANIA	20.204	107.316	431,16	37.978	464.609	1.123,36
LATVIA	0	2.935	-	0	17.092	-
GEORGIA	58.800	58.195	-1,03	139.315	135.767	-2,55
MALTA	2.486	20.735	734,07	11.655	52.346	349,13
SLOVAKIA	40.217	60.208	49,71	761.801	750.324	-1,51
SLOVENIA	0	145	-	0	404	-
CZECH REPUBLIC	163.144	96.958	-40,57	523.401	799.252	52,70
SOUTH GEORGIA AND THE SOUTH SA	23	0	-100,00	787	0	-100,00
RUSSIA FEDERATION	639.664	106.298	-83,38	3.227.510	693.120	-78,52
<b>-DIODE TRANSISTOR</b>	<b>510.930</b>	<b>422.291</b>	<b>-17,35</b>	<b>49.703.062</b>	<b>50.191.566</b>	<b>0,98</b>
JAPAN	73.170	78.772	7,66	22.216.048	18.652.957	-16,04
HONG KONG	61.336	50.582	-17,53	6.329.163	11.966.545	89,07
KOREA, REPUBLIC OF	11.115	1.580	-85,78	43.610	114.281	162,05
TAIWAN	13.833	21.580	56,00	1.036.678	1.261.241	21,66
CHINA	10.495	25.221	140,31	1.155.746	5.433.462	370,13
MONGOLIA	0	67	-	0	811	-
PAPUA NEW GUINEA	0	172	-	0	672	-
THAILAND	1.051	863	-17,89	11.626	23.674	103,63
SINGAPORE	303.783	223.741	-26,35	16.713.368	10.615.804	-36,48
PHILIPPINES	222	849	282,43	23.286	57.267	145,93
MALAYSIA	23.515	4.633	-80,30	371.059	486.524	31,12
BRUNEI DARUSSALAM	1	0	-100,00	11	0	-100,00
VIET NAM	2	30	1.400,00	3.066	257	-91,62
INDIA	526	0	-100,00	2.757	0	-100,00
PAKISTAN	111	4	-96,40	579	12	-97,93
BANGLADESH	0	13	-	0	26	-
SRI LANKA	296	0	-100,00	1.466	0	-100,00
KENYA	0	2.619	-	0	39.579	-
AUSTRALIA	0	143	-	0	8.371	-
UNITED STATES	4.142	6.793	64,00	446.141	612.066	37,19

TABEL 5. PERKEMBANGAN EKSPOR INDONESIA MENURUT KOMODITI DAN NEGARA TUJUAN

JENIS BARANG	BERAT BERSIH (KG)		PERUB %	NILAI FOB (US \$)		PERUB %
	JAN-MEI 2006	JAN-MEI 2007		JAN-MEI 2006	JAN-MEI 2007	
(1)	(2)	(3)	(4)	(5)	(6)	(7)
BRAZIL	780	0	-100,00	21.292	0	-100,00
UNITED KINGDOM	1	2	100,00	128	99	-22,66
NETHERLANDS	0	11	-	0	8.800	-
GERMANY, FED. REP. OF	6.411	4.588	-28,44	1.134.111	808.730	-28,69
BELGIUM	2	0	-100,00	929	0	-100,00
DENMARK	10	2	-80,00	934	164	-82,44
FINLAND	53	25	-52,83	184.011	100.200	-45,55
SLOVAKIA	75	0	-100,00	7.053	0	-100,00
RUSSIA FEDERATION	0	1	-	0	24	-
<b>-AUDIO VISUAL</b>	<b>58.258.713</b>	<b>46.329.539</b>	<b>-20,48</b>	<b>976.335.136</b>	<b>1.120.187.682</b>	<b>14,73</b>
JAPAN	1.961.797	2.976.755	51,74	55.273.870	90.121.767	63,05
HONG KONG	1.972.168	1.113.920	-43,52	67.068.544	74.583.638	11,21
KOREA, DEMOCRATIC PEOPLE'S REPL	865	0	-100,00	30.629	0	-100,00
KOREA, REPUBLIC OF	651.626	638.679	-1,99	34.623.355	34.878.131	0,74
TAIWAN	168.855	87.241	-48,33	3.547.819	1.854.502	-47,73
CHINA	590.674	690.114	16,84	18.948.571	28.505.048	50,43
PAPUA NEW GUINEA	37.382	52.199	39,64	186.063	215.454	15,80
THAILAND	1.373.114	723.244	-47,33	13.819.411	10.858.060	-21,43
SINGAPORE	20.093.634	8.949.238	-55,46	203.027.547	252.054.590	24,15
PHILIPPINES	668.357	280.325	-58,06	6.315.411	7.156.188	13,31
MALAYSIA	1.426.490	1.210.507	-15,14	23.656.620	20.126.798	-14,92
MYANMAR (FORM. BURMA)	65.442	105.394	61,05	156.218	539.883	245,60
CAMBODIA	9.511	0	-100,00	307.007	0	-100,00
BRUNEI DARUSSALAM	983	488	-50,36	5.912	2.594	-56,12
NEPAL	467	0	-100,00	2.342	0	-100,00
VIET NAM	759.809	458.015	-39,72	20.520.211	38.319.044	86,74
INDIA	302.677	342.915	13,29	5.539.318	7.618.275	37,53
PAKISTAN	36.125	106.228	194,06	245.626	531.201	116,26
BANGLADESH	34.269	5.048	-85,27	116.492	68.975	-40,79
SRI LANKA	51.757	60.623	17,13	236.624	246.541	4,19
IRAQ	1	0	-100,00	25	0	-100,00
IRAN (ISLAMIC REPUBLIC OF)	73.337	69.582	-5,12	2.055.825	1.266.299	-38,40
SAUDI ARABIA	986.716	660.666	-33,04	6.897.780	5.643.500	-18,18
KUWAIT	254.757	255.848	0,43	2.334.936	2.964.618	26,97
JORDAN	156.318	74.685	-52,22	887.505	544.991	-38,59
LEBANON	26.784	3.991	-85,10	111.421	258.580	132,07
YEMEN	89.582	138.186	54,26	286.177	585.493	104,59
OMAN	188.641	70.857	-62,44	1.296.279	731.625	-43,56
SYRIA ARAB REPUBLIC	85.434	75.292	-11,87	190.358	218.967	15,03
TURKEY	189.738	159.836	-15,76	6.634.577	5.027.652	-24,22
UNITED ARAB EMIRATES	2.760.652	2.267.637	-17,86	27.828.553	30.551.346	9,78
QATAR	95.466	57.095	-40,19	669.228	506.593	-24,30
BAHRAIN	0	1	-	0	24	-
CYPRUS	1.611	852	-47,11	37.519	24.457	-34,81
EGYPT	178.879	109.350	-38,87	3.108.015	2.599.640	-16,36
LIBYAN ARAB JAMAHIRIYA	83.657	14.312	-82,89	385.514	120.278	-68,80
MOROCCO	73.068	2.689	-96,32	390.690	75.097	-80,78
TUNISIA	2.841	3.180	11,93	78.660	104.800	33,23
ALGERIA	0	4.676	-	0	108.315	-
SUDAN	31.680	31.697	0,05	73.408	86.540	17,89
ERITREA	951	0	-100,00	33.524	0	-100,00
ETHIOPIA	61.003	38.075	-37,59	152.975	99.304	-35,08
TANZANIA, UNITED REPUBLIC OF	0	2.674	-	0	86.377	-
MADAGASCAR	0	73	-	0	90	-
KENYA	0	2.298	-	0	55.750	-
EQUATORIAL GUINEA	520	0	-100,00	1.095	0	-100,00
TOGO	294	0	-100,00	186	0	-100,00
GHANA	78.629	21.919	-72,12	268.472	66.460	-75,25
LIBERIA	3.352	0	-100,00	13.525	0	-100,00
GUINEA	38.361	32.668	-14,84	88.056	103.030	17,01
ANGOLA	19.202	23.805	23,97	22.140	41.395	86,97
CONGO	4.399	14.049	219,37	22.090	41.040	85,79
CAMEROON	0	843	-	0	1.383	-
NIGERIA	728.863	783.626	7,51	2.124.095	1.912.266	-9,97
COTE D'IVOIRE	19.800	11.560	-41,62	85.206	34.975	-58,95
SENEGAL	0	2.999	-	0	416.070	-
MAURITANIA	58.943	35.469	-39,82	163.706	97.951	-40,17
BENIN	60	14.287	23.711,67	60	6.770	11.183,33
SEYCHELLES	754	0	-100,00	3.181	0	-100,00
UGANDA	0	80	-	0	270	-
NIGER	0	35	-	0	26	-
DJIBOUTI	18.770	4.875	-74,03	106.145	131.100	23,51
SAO TOME AND PRINCIPE	4.508	0	-100,00	3.500	0	-100,00
SOUTH AFRICA	430.998	151.515	-64,85	4.374.009	3.322.332	-24,04
ZAMBIA	14.580	0	-100,00	66.628	0	-100,00
MAURITIUS	42.268	94	-99,78	269.167	402	-99,85
AUSTRALIA	799.951	1.342.425	67,81	12.237.727	14.603.659	19,33

TABEL 5. PERKEMBANGAN EKSPOR INDONESIA MENURUT KOMODITI DAN NEGARA TUJUAN

JENIS BARANG	BERAT BERSIH (KG)		PERUB	NILAI FOB (US \$)		PERUB
	JAN-MEI 2006	JAN-MEI 2007	%	JAN-MEI 2006	JAN-MEI 2007	%
(1)	(2)	(3)	(4)	(5)	(6)	(7)
NEW ZEALAND	238.208	213.652	-10,31	2.784.591	6.868.049	146,64
NEW CALEDONIA	14	64	357,14	279	1.388	397,49
NORTHERN MARIANA ISLANDS	0	3	-	0	63	-
VANUATU	1.453	2.275	56,57	12.718	19.680	54,74
FIJI	12.010	13	-99,89	46.740	210	-99,55
SAMOA	23	0	-100,00	284	0	-100,00
TONGA	27	1.152	4.166,67	348	1.421	308,33
CHRISTMAS ISLANDS	65	0	-100,00	500	0	-100,00
EAST TIMOR	187.686	101.665	-45,83	3.183.084	2.465.035	-22,56
UNITED STATES	6.782.517	6.201.662	-8,56	179.220.235	171.955.491	-4,05
CANADA	221.233	221.621	0,18	8.540.136	9.556.435	11,90
MEXICO	530.465	249.734	-52,92	6.743.116	13.882.564	105,88
GUATEMALA	11.741	15.348	30,72	88.971	115.001	29,26
HONDURAS	0	2.452	-	0	17.561	-
PANAMA	104.469	82.605	-20,93	2.014.702	2.537.769	25,96
CHILE	24.109	41.646	72,74	428.854	937.883	118,70
VENEZUELA	236	784	232,20	60.766	366.417	503,00
ARGENTINA	42.745	44.220	3,45	1.437.211	1.534.964	6,80
BRAZIL	316.618	156.788	-50,48	7.746.277	5.005.694	-35,38
COLOMBIA	4.746	14.578	207,16	160.703	735.008	357,37
BOLIVIA	3.618	0	-100,00	97.391	0	-100,00
URUGUAY	28.429	7.482	-73,68	52.307	180.845	245,74
PARAGUAY	0	2	-	0	34	-
ECUADOR	1.580	0	-100,00	13.682	0	-100,00
PERU	14.486	8.401	-42,01	651.589	786.938	20,77
PUERTO RICO	4.144	2.730	-34,12	521.353	937.903	79,90
EL SALVADOR	14	1	-92,86	3.262	285	-91,26
COSTA RICA	198	1	-99,49	49.579	285	-99,43
CAPE VERDE	535	0	-100,00	1.638	0	-100,00
MARTINIQUE	18.726	398	-97,87	50.658	3.165	-93,75
NETHERLANDS ANTILLES	1.069	0	-100,00	86.119	0	-100,00
GUADELOUPE	18.867	0	-100,00	51.037	0	-100,00
UNITED KINGDOM	1.434.936	1.725.923	20,28	10.760.739	16.636.013	54,60
NETHERLANDS	1.048.582	1.056.216	0,73	44.895.547	25.892.821	-42,33
FRANCE	359.881	397.284	10,39	4.360.008	7.202.647	65,20
GERMANY, FED. REP. OF	1.190.684	2.599.124	118,29	35.107.465	39.510.091	12,54
AUSTRIA	11.796	24.501	107,71	339.753	240.978	-29,07
BELGIUM	3.881.669	3.816.286	-1,68	84.353.701	90.808.310	7,65
SWITZERLAND	11.589	15.225	31,37	321.257	874.764	172,29
DENMARK	62.607	45.617	-27,14	934.254	286.715	-69,31
NORWAY	11.153	11.760	5,44	14.194	18.534	30,58
SWEDEN	118.176	179.043	51,51	2.991.014	2.253.408	-24,66
FINLAND	726.286	1.067.362	46,96	16.323.129	25.092.382	53,72
IRELAND	279	2.130	663,44	6.194	32.544	425,41
ITALY	489.939	583.653	19,13	11.121.992	13.501.806	21,40
SPAIN	295.582	190.187	-35,66	5.212.356	4.397.456	-15,63
PORTUGAL	235	11.462	4.777,45	451	328.505	72.739,25
GREECE	29.434	27.902	-5,20	216.270	378.123	74,84
ANDORRA	1.991	0	-100,00	27.366	0	-100,00
DEMOCRATIC REPUBLIC OF THE CONG	7.980	140	-98,25	33.976	1.238	-96,36
HUNGARY	287.114	235.066	-18,13	1.194.802	1.587.657	32,88
POLAND	47.966	104.776	118,44	1.365.540	5.716.927	318,66
ROMANIA	18.109	31.328	73,00	2.861.256	719.600	-74,85
BULGARIA	39.978	3.076	-92,31	711.662	257.240	-63,85
YUGOSLAVIA	11.575	16.447	42,09	365.388	364.133	-0,34
ALBANIA	0	1.232	-	0	27.534	-
ARMENIA	4.224	0	-100,00	127.613	0	-100,00
UKRAINE	360.118	126.186	-64,96	1.421.546	541.478	-61,91
LITHUANIA	1	5	400,00	8	572	7.050,00
LATVIA	69	0	-100,00	23.820	0	-100,00
ESTONIA	15.025	13.508	-10,10	76.195	63.462	-16,71
CROATIA	9.385	11.998	27,84	265.159	321.067	21,08
SLOVAKIA	8.024	62.583	679,95	111.049	2.241.900	1.918,84
SLOVENIA	5.089	0	-100,00	138.175	0	-100,00
CZECH REPUBLIC	80.756	453.743	461,87	1.983.244	13.247.676	567,98
REP. OF MACEDONIA	0	2.957	-	0	66.882	-
RUSSIA FEDERATION	1.307.080	1.858.808	42,21	7.692.336	9.544.977	24,08
<b>-FOTOGRAFI DAN OPTIK</b>	<b>1.386.472</b>	<b>2.128.368</b>	<b>53,51</b>	<b>80.443.653</b>	<b>85.900.000</b>	<b>6,78</b>
JAPAN	53.284	55.763	4,65	5.575.653	6.021.538	8,00
HONG KONG	18.616	30.987	66,45	1.792.185	2.322.655	29,60
KOREA, REPUBLIC OF	5.404	2.970	-45,04	161.331	91.210	-43,46
TAIWAN	10.365	2.090	-79,84	1.670.457	172.908	-89,65
CHINA	12.814	24.290	89,56	2.958.488	2.251.805	-23,89
THAILAND	28.576	3.759	-86,85	259.208	279.137	7,69
SINGAPORE	615.780	554.918	-9,88	45.553.847	41.644.272	-8,58
PHILIPPINES	717	5.200	625,24	74.514	1.612.810	2.064,44
MALAYSIA	6.961	17.465	150,90	242.760	493.088	103,12

TABEL 5. PERKEMBANGAN EKSPOR INDONESIA MENURUT KOMODITI DAN NEGARA TUJUAN

JENIS BARANG	BERAT BERSIH (KG)		PERUB	NILAI FOB (US \$)		PERUB
	JAN-MEI 2006	JAN-MEI 2007	%	JAN-MEI 2006	JAN-MEI 2007	%
(1)	(2)	(3)	(4)	(5)	(6)	(7)
MYANMAR (FORM. BURMA)	39	90	130,77	8.342	14.975	79,51
NEPAL	0	1.243	-	0	25.459	-
VIET NAM	3.057	2.889	-5,50	154.483	104.916	-32,09
INDIA	37.021	30.341	-18,04	694.597	752.971	8,40
PAKISTAN	7.063	2.872	-59,34	30.762	17.029	-44,64
BANGLADESH	1.648	2.950	79,00	8.744	13.011	48,80
SRI LANKA	1.347	1.170	-13,14	26.115	18.994	-27,27
IRAN (ISLAMIC REPUBLIC OF)	161	0	-100,00	1.204	0	-100,00
SAUDI ARABIA	290	2.347	709,31	2.447	45.962	1.778,30
KUWAIT	10	0	-100,00	171	0	-100,00
LEBANON	364	13	-96,43	14.157	3.438	-75,72
SYRIA ARAB REPUBLIC	352	1.288	265,91	4.827	6.300	30,52
TURKEY	54	327	505,56	10.149	10.331	1,79
UNITED ARAB EMIRATES	2.876	5.419	88,42	122.571	143.055	16,71
EGYPT	463	2.398	417,93	751	43.663	5.713,98
MOROCCO	0	290	-	0	10.529	-
TOGO	0	1.911	-	0	51.797	-
NIGERIA	205	387	88,78	173	3.327	1.823,12
SOUTH AFRICA	32	682	2.031,25	605	18.940	3.030,58
MAURITIUS	134	312	132,84	2.841	13.188	364,20
AUSTRALIA	1.320	1.984	50,30	43.729	72.669	66,18
NEW ZEALAND	141	111	-21,28	2.272	1.751	-22,93
VANUATU	763	90	-88,20	9.453	283	-97,01
SOLOMON ISLANDS	771	0	-100,00	2.166	0	-100,00
UNITED STATES	452.037	847.619	87,51	13.602.471	17.812.165	30,95
CANADA	2.434	408.839	16.697,00	393.343	1.603.359	307,62
MEXICO	4.131	770	-81,36	30.419	61.496	102,16
VENEZUELA	1.319	0	-100,00	60.175	0	-100,00
ARGENTINA	1.158	685	-40,85	15.390	9.327	-39,40
BRAZIL	6.853	2.122	-69,04	180.295	18.837	-89,55
COLOMBIA	4.869	1.676	-65,58	108.439	87.662	-19,16
ECUADOR	0	149	-	0	38.805	-
PERU	2.178	0	-100,00	26.669	0	-100,00
PUERTO RICO	0	769	-	0	2.617	-
DOMINICAN REPUBLIC	2.920	1.280	-56,16	68.436	45.285	-33,83
COSTA RICA	1.341	792	-40,94	19.964	26.684	33,66
ARUBA	0	22	-	0	340	-
NETHERLANDS ANTILLES	0	256	-	0	65.947	-
UNITED KINGDOM	28.217	25.443	-9,83	652.417	566.094	-13,23
NETHERLANDS	1.084	2.334	115,31	139.036	191.477	37,72
FRANCE	341	4.422	1.196,77	8.004	149.428	1.766,92
GERMANY, FED. REP. OF	62.514	59.763	-4,40	5.472.326	7.854.700	43,53
BELGIUM	0	186	-	0	7.075	-
SWITZERLAND	0	315	-	0	6.340	-
LUXEMBOURG	268	0	-100,00	44.828	0	-100,00
DENMARK	431	1.678	289,33	4.200	171.791	3.990,26
NORWAY	0	3.280	-	0	609.630	-
SWEDEN	0	2	-	0	10	-
FINLAND	53	28	-47,17	7.177	11.208	56,17
ITALY	469	1.837	291,68	12.170	44.546	266,03
SPAIN	2.106	2.251	6,89	123.638	153.012	23,76
PORTUGAL	45	2.905	6.355,56	556	34.858	6.169,42
GREECE	229	620	170,74	3.437	158	-95,40
HUNGARY	239	0	-100,00	5.285	0	-100,00
ROMANIA	38	5	-86,84	11.614	1.989	-82,87
BULGARIA	0	118	-	0	5.097	-
YUGOSLAVIA	39	17	-56,41	15.845	5.476	-65,44
SLOVAKIA	159	418	162,89	3.454	8.785	154,34
SLOVENIA	372	45	-87,90	5.063	998	-80,29
CZECH REPUBLIC	0	1.166	-	0	42.793	-
<b>-ALAT UKUR</b>	<b>137.724</b>	<b>387.066</b>	<b>181,04</b>	<b>3.652.558</b>	<b>6.927.665</b>	<b>89,67</b>
JAPAN	246	168	-31,71	38.436	23.430	-39,04
HONG KONG	266	1.420	433,83	35.110	165.897	372,51
TAIWAN	0	41	-	0	140	-
CHINA	768	113.295	14.651,95	1.191	438.713	36.735,68
PAPUA NEW GUINEA	927	1.539	66,02	1.191	4.759	299,58
THAILAND	642	43	-93,30	162.826	3.265	-97,99
SINGAPORE	102.492	181.155	76,75	1.824.944	4.721.082	158,70
PHILIPPINES	24	0	-100,00	150	0	-100,00
MALAYSIA	6.111	32.426	430,62	60.894	131.294	115,61
BRUNEI DARUSSALAM	20	14	-30,00	500	2.290	358,00
VIET NAM	0	4.000	-	0	113.762	-
PAKISTAN	144	0	-100,00	1.441	0	-100,00
YEMEN	0	7.399	-	0	8.596	-
OMAN	200	0	-100,00	689	0	-100,00
UNITED ARAB EMIRATES	1.556	1.711	9,96	205.963	54.309	-73,63
QATAR	85	1.175	1.282,35	116.783	349.001	198,85

TABEL 5. PERKEMBANGAN EKSPOR INDONESIA MENURUT KOMODITI DAN NEGARA TUJUAN

JENIS BARANG	BERAT BERSIH (KG)		PERUB	NILAI FOB (US \$)		PERUB
	JAN-MEI 2006	JAN-MEI 2007	%	JAN-MEI 2006	JAN-MEI 2007	%
(1)	(2)	(3)	(4)	(5)	(6)	(7)
EGYPT	0	90	-	0	28.647	-
SUDAN	0	250	-	0	1.358	-
GUINEA	47	0	-100,00	130	0	-100,00
CONGO	93	102	9,68	1.140	500	-56,14
RWANDA	208	0	-100,00	4.455	0	-100,00
AUSTRALIA	1.498	860	-42,59	32.926	18.945	-42,46
NEW ZEALAND	0	3	-	0	401	-
UNITED STATES	2.880	7.642	165,35	240.819	156.541	-35,00
CANADA	0	900	-	0	22.000	-
COLOMBIA	0	2.999	-	0	6.482	-
UNITED KINGDOM	2.029	16.353	705,96	168.465	222.143	31,86
NETHERLANDS	1.715	4	-99,77	87.545	12.071	-86,21
FRANCE	1.104	69	-93,75	105.682	527	-99,50
GERMANY, FED. REP. OF	5.853	5.134	-12,28	75.890	45.565	-39,96
BELGIUM	0	4.200	-	0	12.084	-
SWITZERLAND	0	1.266	-	0	5.947	-
DENMARK	35	0	-100,00	4.597	0	-100,00
NORWAY	694	760	9,51	49.757	98.667	98,30
SWEDEN	338	0	-100,00	25.363	0	-100,00
IRELAND	1.860	0	-100,00	138.616	0	-100,00
GREECE	2.214	0	-100,00	150.964	0	-100,00
DEMOCRATIC REPUBLIC OF THE CONG	0	450	-	0	18.960	-
ROMANIA	0	255	-	0	9.917	-
UKRAINE	3.540	0	-100,00	108.087	0	-100,00
LITHUANIA	135	0	-100,00	8.004	0	-100,00
RUSSIA FEDERATION	0	1.343	-	0	250.372	-
<b>-LONCENG, ARLOJI DAN BAGIANNYA</b>	<b>2.311.153</b>	<b>2.317.463</b>	<b>0,27</b>	<b>29.442.243</b>	<b>36.637.931</b>	<b>24,44</b>
JAPAN	88.541	101.799	14,97	1.477.356	2.341.132	58,47
HONG KONG	171.991	110.707	-35,63	1.663.989	2.457.223	47,67
KOREA, REPUBLIC OF	16.686	12.853	-22,97	189.729	107.122	-43,54
TAIWAN	163.075	331.397	103,22	799.911	1.417.816	77,25
CHINA	11.659	17.655	51,43	176.346	198.224	12,41
MACAU	5.741	6.301	9,75	59.060	83.499	41,38
PAPUA NEW GUINEA	2.656	3.761	41,60	10.992	12.102	10,10
THAILAND	54.549	16.514	-69,73	613.328	593.671	-3,20
SINGAPORE	235.176	186.099	-20,87	4.439.884	8.206.545	84,84
PHILIPPINES	47.674	87.886	84,35	430.706	1.421.702	230,09
MALAYSIA	251.223	48.599	-80,66	1.704.654	1.538.682	-9,74
MYANMAR (FORM. BURMA)	0	1.436	-	0	5.962	-
CAMBODIA	16.851	0	-100,00	114.378	0	-100,00
BRUNEI DARUSSALAM	3.729	0	-100,00	60.250	0	-100,00
VIET NAM	101.830	148.502	45,83	1.130.022	2.565.027	126,99
MALDIVES	3.756	0	-100,00	27.675	0	-100,00
INDIA	199.877	379.335	89,78	1.487.774	3.036.876	104,12
PAKISTAN	1.623	1	-99,94	28.964	217	-99,25
SRI LANKA	1.329	4.873	266,67	11.901	62.609	426,08
SAUDI ARABIA	1.258	222	-82,35	9.327	184	-98,03
KUWAIT	343	192	-44,02	8.505	5.071	-40,38
YEMEN	62.352	525	-99,16	521.581	3.150	-99,40
OMAN	5.940	19.596	229,90	65.408	61.116	-6,56
TURKEY	2.058	0	-100,00	2.004.191	0	-100,00
UNITED ARAB EMIRATES	3.499	4.277	22,23	285.477	254.844	-10,73
QATAR	5.063	0	-100,00	179.067	0	-100,00
BAHRAIN	0	297	-	0	1.350	-
MOROCCO	71.240	63.486	-10,88	550.856	480.698	-12,74
TUNISIA	0	45	-	0	1.242	-
TANZANIA, UNITED REPUBLIC OF	6	0	-100,00	1.438	0	-100,00
MADAGASCAR	789	5	-99,37	6.216	78	-98,75
KENYA	0	47	-	0	883	-
REUNION	0	416	-	0	497	-
TOGO	3.915	0	-100,00	25.194	0	-100,00
GUINEA	9.182	8	-99,91	7.136	50	-99,30
CONGO	0	182	-	0	43	-
CAMEROON	37.189	4.350	-88,30	393.768	38.318	-90,27
NIGERIA	453	18.368	3.954,75	4.301	128.883	2.896,58
GABON	977	0	-100,00	8.638	0	-100,00
COTE D'IVOIRE	29.866	33.872	13,41	227.386	357.610	57,27
SENEGAL	49.986	55.162	10,35	325.221	312.671	-3,86
BENIN	0	7.250	-	0	63.608	-
BURKINA FASO	31.899	27.177	-14,80	258.161	330.117	27,87
NIGER	6.525	0	-100,00	55.593	0	-100,00
SOUTH AFRICA	48.250	23.428	-51,44	96.486	278.185	188,32
MAURITIUS	0	4	-	0	19	-
AUSTRALIA	89.258	126.908	42,18	1.215.428	1.703.790	40,18
NEW ZEALAND	6.601	13.810	109,21	105.830	164.563	55,50
FIJI	6.223	1	-99,98	53.520	1	-100,00
EAST TIMOR	0	48	-	0	6.299	-

TABEL 5. PERKEMBANGAN EKSPOR INDONESIA MENURUT KOMODITI DAN NEGARA TUJUAN

JENIS BARANG	BERAT BERSIH (KG)		PERUB	NILAI FOB (US \$)		PERUB
	JAN-MEI 2006	JAN-MEI 2007	%	JAN-MEI 2006	JAN-MEI 2007	%
(1)	(2)	(3)	(4)	(5)	(6)	(7)
UNITED STATES	147.327	142.328	-3,39	3.949.776	2.454.136	-37,87
CANADA	3.464	2.090	-39,67	49.350	127.858	159,08
MEXICO	16.728	6.784	-59,45	286.055	161.348	-43,60
PANAMA	659	0	-100,00	10.055	0	-100,00
CUBA	0	59	-	0	1.530	-
CHILE	4.244	19.175	351,81	72.339	361.207	399,33
VENEZUELA	0	20	-	0	428	-
ARGENTINA	3	0	-100,00	82	0	-100,00
BRAZIL	10.873	1.146	-89,46	176.680	10.171	-94,24
COLOMBIA	0	3.160	-	0	39.837	-
HAITI	0	1.035	-	0	13.166	-
UNITED KINGDOM	61.430	86.029	40,04	990.521	1.218.072	22,97
NETHERLANDS	792	259	-67,30	25.930	17.147	-33,87
FRANCE	10.076	17.330	71,99	113.582	679.734	498,45
GERMANY, FED. REP. OF	45.393	71.816	58,21	997.468	1.714.141	71,85
AUSTRIA	502	677	34,86	39.622	38.839	-1,98
BELGIUM	8	1.265	15.712,50	14	133	850,00
SWITZERLAND	111	284	155,86	3.379	23.590	598,14
DENMARK	139	8	-94,24	6.000	5.200	-13,33
SWEDEN	0	622	-	0	19.328	-
FINLAND	53	88	66,04	1.226	2.747	124,06
ITALY	935	536	-42,67	22.661	8.484	-62,56
SPAIN	2.146	2.409	12,26	39.756	41.833	5,22
PORTUGAL	149.555	33.768	-77,42	1.345.344	748.327	-44,38
DEMOCRATIC REPUBLIC OF THE CONC	0	317	-	0	2.800	-
HUNGARY	565	499	-11,68	13.439	11.171	-16,88
ROMANIA	78	464	494,87	1.289	9.180	612,18
MOLDOVA, REPUBLIC OF	196	30.453	15.437,24	6.930	249.030	3.493,51
GEORGIA	4.350	29.725	583,33	41.220	348.184	744,70
SLOVAKIA	530	58	-89,06	413.372	5.024	-98,78
CZECH REPUBLIC	0	7.611	-	0	82.563	-
SOUTH GEORGIA AND THE SOUTH SA	1	0	-100,00	14	0	-100,00
REP. OF MACEDONIA	157	0	-100,00	492	0	-100,00
RUSSIA FEDERATION	0	54	-	0	1.044	-
<b>-COKLAT OLAHAN</b>	<b>45.660.844</b>	<b>52.826.773</b>	<b>15,69</b>	<b>92.440.216</b>	<b>113.149.888</b>	<b>22,40</b>
JAPAN	770.986	533.143	-30,85	1.942.544	1.550.530	-20,18
HONG KONG	70.833	105.536	48,99	185.045	214.395	15,86
KOREA, REPUBLIC OF	428.254	541.015	26,33	365.566	1.084.893	196,77
TAIWAN	138.632	58.822	-57,57	272.053	129.587	-52,37
CHINA	1.496.049	1.380.947	-7,69	880.024	1.090.682	23,94
PAPUA NEW GUINEA	9.314	1.859	-80,04	9.212	2.550	-72,32
THAILAND	868.154	1.245.552	43,47	1.762.831	2.006.141	13,80
SINGAPORE	804.546	978.124	21,57	1.282.354	1.744.993	36,08
PHILIPPINES	3.191.866	3.645.385	14,21	2.495.374	2.795.836	12,04
MALAYSIA	1.365.484	5.334.182	290,64	1.616.514	3.235.083	100,13
MYANMAR (FORM. BURMA)	0	7.000	-	0	7.531	-
CAMBODIA	13.700	48	-99,65	18.640	295	-98,42
BRUNEI DARUSSALAM	17.615	63.800	262,19	40.522	147.370	263,68
VIET NAM	78.163	41.507	-46,90	99.822	47.427	-52,49
MALDIVES	9.176	11.121	21,20	15.889	23.599	48,52
INDIA	637.799	410.343	-35,66	613.326	415.665	-32,23
PAKISTAN	192.170	320.260	66,65	163.404	256.357	56,89
BANGLADESH	34.758	27.660	-20,42	35.670	60.343	69,17
SRI LANKA	45.384	134.796	197,01	55.587	123.631	122,41
IRAN (ISLAMIC REPUBLIC OF)	448.999	32.751	-92,71	398.240	42.505	-89,33
SAUDI ARABIA	7.425	45.092	507,30	30.067	96.750	221,78
KUWAIT	38.531	75.031	94,73	80.484	116.911	45,26
JORDAN	499	186	-62,73	2.240	577	-74,24
YEMEN	24.566	42.562	73,26	30.580	61.250	100,29
OMAN	0	7.381	-	0	15.406	-
SYRIA ARAB REPUBLIC	239.999	0	-100,00	152.060	0	-100,00
TURKEY	249.300	450.999	80,91	161.641	333.769	106,49
UNITED ARAB EMIRATES	947.966	1.162.932	22,68	3.363.240	3.995.283	18,79
QATAR	74	189	155,41	311	798	156,59
BAHRAIN	12.507	89.312	614,10	28.631	201.277	603,00
EGYPT	177.800	161.200	-9,34	505.096	528.722	4,68
MOROCCO	525	0	-100,00	525	0	-100,00
SUDAN	69	194	181,16	715	896	25,31
MADAGASCAR	22.566	51.949	130,21	22.788	48.498	112,82
KENYA	50.516	142.967	183,01	162.703	334.704	105,71
TOGO	43.200	0	-100,00	61.200	0	-100,00
GHANA	0	22.143	-	0	14.883	-
GUINEA	2.084	0	-100,00	3.150	0	-100,00
CAMEROON	0	15.210	-	0	22.815	-
SIERRA LEONE	0	14.000	-	0	10.640	-
MAURITANIA	14.400	15.210	5,63	20.800	22.604	8,67
BENIN	0	1.044	-	0	750	-



TABEL 5. PERKEMBANGAN EKSPOR INDONESIA MENURUT KOMODITI DAN NEGARA TUJUAN

JENIS BARANG	BERAT BERSIH (KG)		PERUB	NILAI FOB (US \$)		PERUB
	JAN-MEI 2006	JAN-MEI 2007	%	JAN-MEI 2006	JAN-MEI 2007	%
(1)	(2)	(3)	(4)	(5)	(6)	(7)
GAMBIA	0	354	-	0	663	-
SEYCHELLES	0	3.853	-	0	15.409	-
CENTRAL AFRICAN REPUBLIC	23.000	0	-100,00	8.510	0	-100,00
SOUTH AFRICA	1.159.902	1.289.858	11,20	2.136.716	2.770.700	29,67
MAURITIUS	2.462	121.157	4.821,08	6.444	230.603	3.478,57
AUSTRALIA	3.631.369	3.902.904	7,48	10.883.600	12.724.843	16,92
NEW ZEALAND	520.000	440.472	-15,29	1.212.780	987.404	-18,58
VANUATU	4.402	4.643	5,47	8.037	14.119	75,68
FIJI	28.324	20.540	-27,48	65.041	54.736	-15,84
SAMOA	684	0	-100,00	3.821	0	-100,00
SOLOMON ISLANDS	1.392	4.097	194,32	2.612	7.717	195,44
TONGA	9.592	4.113	-57,12	14.834	9.986	-32,68
EAST TIMOR	13.414	0	-100,00	15.931	0	-100,00
UNITED STATES	8.441.989	9.636.069	14,14	27.427.759	32.931.978	20,07
CANADA	200.522	200.000	-0,26	701.289	800.000	14,08
MEXICO	793.200	715.000	-9,86	475.575	457.590	-3,78
CHILE	0	142.000	-	0	91.770	-
VENEZUELA	0	12.800	-	0	7.040	-
ARGENTINA	0	481.039	-	0	261.314	-
BRAZIL	709.521	1.750.520	146,72	478.855	975.966	103,81
COLOMBIA	0	100.000	-	0	50.220	-
URUGUAY	0	459.999	-	0	187.800	-
PERU	0	80.000	-	0	40.000	-
JAMAICA	8.777	0	-100,00	22.703	0	-100,00
FRENCH POLYNESIA	1.660	0	-100,00	3.252	0	-100,00
UNITED KINGDOM	167.444	417.739	149,48	406.435	826.784	103,42
NETHERLANDS	2.915.950	2.920.305	0,15	10.229.058	11.168.616	9,19
FRANCE	3.283.999	3.650.300	11,15	11.780.888	15.091.072	28,10
GERMANY, FED. REP. OF	341.100	1.260.000	269,39	129.153	2.789.070	2.059,51
BELGIUM	1.946.800	2.691.200	38,24	6.515.437	7.610.567	16,81
SWITZERLAND	525	1.725	228,57	8.663	45.663	427,10
DENMARK	0	100	-	0	100	-
SWEDEN	9.054	0	-100,00	22.892	0	-100,00
ITALY	0	95	-	0	3	-
SPAIN	8.036.230	4.833.390	-39,86	2.484.565	1.893.852	-23,78
PORTUGAL	0	2.668	-	0	4.000	-
GREECE	80.000	63.000	-21,25	22.830	27.090	18,66
HUNGARY	49.000	42.807	-12,64	28.519	47.338	65,99
POLAND	16.000	17.000	6,25	6.120	11.220	83,33
BULGARIA	321.624	16.000	-95,03	89.812	9.600	-89,31
ARMENIA	0	35	-	0	178	-
UKRAINE	128.999	83.499	-35,27	91.356	50.315	-44,92
UZBEKISTAN	34.000	0	-100,00	16.456	0	-100,00
LITHUANIA	264.000	70.000	-73,48	211.200	53.620	-74,61
LATVIA	0	14.000	-	0	10.780	-
ESTONIA	25.000	0	-100,00	10.625	0	-100,00
CROATIA	0	42.000	-	0	25.130	-
RUSSIA FEDERATION	37.000	160.040	332,54	39.600	79.086	99,71
<b>-GULA TETES</b>	<b>180.319.019</b>	<b>98.066.837</b>	<b>-45,61</b>	<b>17.203.628</b>	<b>6.733.756</b>	<b>-60,86</b>
JAPAN	6.000.000	0	-100,00	599.700	0	-100,00
HONG KONG	19.800	28	-99,86	8.712	252	-97,11
KOREA, REPUBLIC OF	80.362.349	59.102.161	-26,46	8.606.640	3.561.503	-58,62
TAIWAN	16.076.440	22.553.376	40,29	1.341.403	1.876.595	39,90
PAPUA NEW GUINEA	0	3.084	-	0	7.070	-
SINGAPORE	31.343	12.473	-60,20	19.072	14.703	-22,91
MALAYSIA	77.486	83.578	7,86	20.854	22.105	6,00
BRUNEI DARUSSALAM	0	241	-	0	1.340	-
VIET NAM	70.033.986	13.660.465	-80,49	5.903.764	1.061.610	-82,02
MALDIVES	761	0	-100,00	1.250	0	-100,00
AUSTRALIA	0	1.406	-	0	2.398	-
UNITED STATES	0	25	-	0	150	-
UNITED KINGDOM	7.716.854	0	-100,00	702.233	0	-100,00
SPAIN	0	2.650.000	-	0	186.030	-
<b>-KERUPUK UDANG</b>	<b>2.626.951</b>	<b>2.740.649</b>	<b>4,33</b>	<b>3.757.361</b>	<b>4.731.986</b>	<b>25,94</b>
JAPAN	97.103	63.418	-34,69	167.493	109.585	-34,57
HONG KONG	61.278	75.909	23,88	85.513	492.228	475,62
KOREA, REPUBLIC OF	390.248	181.721	-53,43	560.675	262.220	-53,23
TAIWAN	27.317	52.298	91,45	25.700	22.033	-14,27
SINGAPORE	49.645	43.531	-12,32	59.737	71.954	20,45
MALAYSIA	131.830	81.270	-38,35	106.315	57.289	-46,11
INDIA	443	0	-100,00	867	0	-100,00
SAUDI ARABIA	206.408	73.220	-64,53	196.063	86.619	-55,82
UNITED ARAB EMIRATES	16.976	24.947	46,95	18.527	29.517	59,32
AUSTRALIA	17.982	85.536	375,68	28.963	161.664	458,17
NEW ZEALAND	0	40.217	-	0	59.649	-
UNITED STATES	58.486	63.228	8,11	142.743	170.784	19,64

TABEL 5. PERKEMBANGAN EKSPOR INDONESIA MENURUT KOMODITI DAN NEGARA TUJUAN

JENIS BARANG	BERAT BERSIH (KG)		PERUB	NILAI FOB (US \$)		PERUB
	JAN-MEI 2006	JAN-MEI 2007	%	JAN-MEI 2006	JAN-MEI 2007	%
	(1)	(2)	(3)	(4)	(5)	(6)
CANADA	2.036	1.595	-21,66	4.048	4.134	2,12
UNITED KINGDOM	258.956	276.545	6,79	333.974	414.278	24,04
NETHERLANDS	1.054.386	1.487.173	41,05	1.641.732	2.494.398	51,94
FRANCE	133.044	105.856	-20,44	229.253	207.305	-9,57
BELGIUM	26.977	59.065	118,95	19.062	52.366	174,71
SPAIN	13.600	11.520	-15,29	19.360	21.311	10,08
ROMANIA	80.236	13.600	-83,05	117.336	14.652	-87,51
<b>-BUAH/SAYURAN OLAHAN</b>	<b>187.090.770</b>	<b>167.694.872</b>	<b>-10,37</b>	<b>99.719.721</b>	<b>103.467.151</b>	<b>3,76</b>
JAPAN	6.882.018	6.177.417	-10,24	5.747.679	5.632.116	-2,01
HONG KONG	1.229.044	1.338.502	8,91	1.787.058	1.613.285	-9,72
KOREA, REPUBLIC OF	722.404	2.940.745	307,08	531.577	1.710.508	221,78
TAIWAN	3.105.254	4.574.411	47,31	1.151.777	1.680.605	45,91
CHINA	5.152.581	4.695.428	-8,87	776.584	981.029	26,33
PAPUA NEW GUINEA	700	0	-100,00	1.426	0	-100,00
THAILAND	371.264	31.027	-91,64	81.805	37.536	-54,12
SINGAPORE	33.625.482	37.638.367	11,93	20.677.144	24.209.106	17,08
PHILIPPINES	6.735.406	6.658.281	-1,15	2.574.068	2.351.521	-8,65
MALAYSIA	38.024.260	31.329.649	-17,61	5.051.565	5.117.300	1,30
CAMBODIA	177.000	11	-99,99	1.680	20	-98,81
BRUNEI DARUSSALAM	984	78.769	7.904,98	2.691	136.663	4.978,52
NEPAL	273.604	97.628	-64,32	213.639	157.183	-26,43
VIET NAM	1.911.231	5.379.492	181,47	1.336.713	3.781.459	182,89
MALDIVES	10.984	22.931	108,77	15.942	29.187	83,08
INDIA	8.543.051	22.721.945	165,97	5.836.030	15.104.814	158,82
PAKISTAN	1.098.391	617.038	-43,82	364.421	456.830	25,36
BANGLADESH	25.000	0	-100,00	250	0	-100,00
SRI LANKA	0	73.948	-	0	50.862	-
IRAN (ISLAMIC REPUBLIC OF)	54.359	113.726	109,21	23.232	44.422	91,21
SAUDI ARABIA	357.774	257.875	-27,92	306.686	278.508	-9,19
KUWAIT	56.782	130.620	130,04	29.774	86.657	191,05
JORDAN	0	171.189	-	0	247.521	-
LEBANON	70.343	195.448	177,85	356.016	737.795	107,24
YEMEN	9.205	700	-92,40	4.840	10.848	124,13
SYRIA ARAB REPUBLIC	14.062	121.634	764,98	40.185	351.105	773,72
TURKEY	68.282	312.725	357,99	46.361	216.766	367,56
UNITED ARAB EMIRATES	1.565.016	903.463	-42,27	874.526	699.110	-20,06
QATAR	86.995	25.158	-71,08	36.048	14.592	-59,52
BAHRAIN	144.000	72.660	-49,54	62.640	44.301	-29,28
CYPRUS	0	12.500	-	0	9.375	-
EGYPT	613.066	837.982	36,69	364.054	448.788	23,28
MOROCCO	0	112.500	-	0	76.063	-
TUNISIA	12.500	0	-100,00	2.500	0	-100,00
ALGERIA	0	82.130	-	0	57.040	-
MADAGASCAR	1.781	0	-100,00	4.968	0	-100,00
KENYA	0	12.500	-	0	2.500	-
ANGOLA	25.000	0	-100,00	5.000	0	-100,00
NIGERIA	54.815	0	-100,00	78.946	0	-100,00
SEYCHELLES	2.005	0	-100,00	10.840	0	-100,00
SOUTH AFRICA	407.467	437.934	7,48	252.000	261.051	3,59
MAURITIUS	51.556	51.390	-0,32	34.354	40.070	16,64
AUSTRALIA	885.065	463.665	-47,61	604.627	373.814	-38,17
NEW ZEALAND	242.209	186.100	-23,17	204.986	169.387	-17,37
MICRONESIA, FEDERATED STATES OF	4.214	0	-100,00	3.284	0	-100,00
GUAM	368	0	-100,00	1.165	0	-100,00
NEW CALEDONIA	0	11.488	-	0	10.160	-
NORTHERN MARIANA ISLANDS	2.506	0	-100,00	1.869	0	-100,00
VANUATU	807	868	7,56	1.465	2.542	73,52
AMERICAN SAMOA	1.945	0	-100,00	2.490	0	-100,00
COOK ISLANDS	7	0	-100,00	35	0	-100,00
FIJI	721	1.333	84,88	826	2.317	180,51
SAMOA	562	0	-100,00	3.330	0	-100,00
SOLOMON ISLANDS	1.758	0	-100,00	31.251	0	-100,00
EAST TIMOR	89.470	0	-100,00	35.910	0	-100,00
UNITED STATES	23.887.661	15.203.550	-36,35	20.511.437	19.298.894	-5,91
CANADA	160.753	158.150	-1,62	577.931	524.665	-9,22
MEXICO	123.985	143.185	15,49	149.470	162.040	8,41
PANAMA	16.193	0	-100,00	11.800	0	-100,00
CHILE	1.810.691	607.365	-66,46	954.295	342.867	-64,07
ARGENTINA	2.711.482	2.119.260	-21,84	1.609.115	1.421.217	-11,68
BRAZIL	452.000	451.500	-0,11	180.440	376.107	108,44
URUGUAY	144.057	455.000	215,85	81.975	273.895	234,12
PARAGUAY	25.000	87.500	250,00	18.250	33.438	83,22
PERU	142.472	179.500	25,99	35.660	54.356	52,43
PUERTO RICO	34.320	0	-100,00	29.172	0	-100,00
DOMINICAN REPUBLIC	48.988	0	-100,00	37.721	0	-100,00
EL SALVADOR	16.783	0	-100,00	69.903	0	-100,00
FRENCH POLYNESIA	461	30.000	6.407,59	903	25.080	2.677,41

TABEL 5. PERKEMBANGAN EKSPOR INDONESIA MENURUT KOMODITI DAN NEGARA TUJUAN

JENIS BARANG	BERAT BERSIH (KG)		PERUB	NILAI FOB (US \$)		PERUB
	JAN-MEI 2006	JAN-MEI 2007	%	JAN-MEI 2006	JAN-MEI 2007	%
(1)	(2)	(3)	(4)	(5)	(6)	(7)
UNITED KINGDOM	1.158.965	710.643	-38,68	769.159	618.868	-19,54
NETHERLANDS	7.900.782	1.895.339	-76,01	4.681.260	1.619.253	-65,41
FRANCE	1.043.532	698.517	-33,06	631.908	580.533	-8,13
GERMANY, FED. REP. OF	12.838.307	5.274.691	-58,91	6.047.195	3.679.248	-39,16
AUSTRIA	966.556	525.807	-45,60	571.502	292.292	-48,86
BELGIUM	1.108.339	498.233	-55,05	869.628	431.663	-50,36
SWITZERLAND	54.363	0	-100,00	45.808	0	-100,00
DENMARK	471.007	163.602	-65,27	293.755	75.072	-74,44
NORWAY	1.066.481	44.970	-95,78	979.604	36.570	-96,27
SWEDEN	745.874	255.328	-65,77	496.399	182.937	-63,15
FINLAND	1.968.555	512.291	-73,98	1.108.273	249.527	-77,49
IRELAND	18.210	73.000	300,88	8.750	30.055	243,49
ITALY	2.064.540	677.866	-67,17	1.037.275	434.974	-58,07
SPAIN	6.660.751	1.864.445	-72,01	4.677.628	1.513.900	-67,64
PORTUGAL	104.000	138.050	32,74	74.620	103.581	38,81
ICELAND	18.027	0	-100,00	9.302	0	-100,00
GREECE	281.456	257.120	-8,65	159.234	99.333	-37,62
ANDORRA	26.000	0	-100,00	10.400	0	-100,00
HUNGARY	241.873	87.425	-63,85	125.112	52.079	-58,37
POLAND	1.034.992	1.454.750	40,56	660.355	1.030.563	56,06
ROMANIA	928.803	0	-100,00	368.010	0	-100,00
BULGARIA	37.000	25.000	-32,43	26.820	5.000	-81,36
YUGOSLAVIA	0	35.202	-	0	16.650	-
ARMENIA	0	12.500	-	0	10.125	-
BELARUS	20.000	0	-100,00	15.200	0	-100,00
KAZAKHSTAN	26.000	142.000	446,15	19.006	113.225	495,73
UKRAINE	202.297	290.029	43,37	134.871	154.742	14,73
UZBEKISTAN	0	12.500	-	0	7.625	-
LITHUANIA	0	71.876	-	0	48.313	-
LATVIA	73.756	301.850	309,25	73.491	197.383	168,58
ESTONIA	26.000	0	-100,00	18.200	0	-100,00
GEORGIA	0	13.850	-	0	3.461	-
CROATIA	12.500	45.000	260,00	2.500	31.725	1.169,00
BOSNIA AND HERZEGOVINA	40.000	33.000	-17,50	29.400	17.200	-41,50
MALTA	60.000	0	-100,00	4.200	0	-100,00
SLOVAKIA	0	25.000	-	0	20.000	-
SLOVENIA	460.122	284.547	-38,16	204.892	190.722	-6,92
CZECH REPUBLIC	189.331	42.622	-77,49	92.750	22.226	-76,04
RUSSIA FEDERATION	2.954.207	2.901.632	-1,78	1.628.885	1.850.991	13,64
<b>-MINUMAN OLAHAN</b>	<b>30.605.070</b>	<b>29.502.026</b>	<b>-3,60</b>	<b>15.651.210</b>	<b>16.188.343</b>	<b>3,43</b>
JAPAN	7.518.462	10.968.690	45,89	4.881.848	5.208.757	6,70
HONG KONG	337.164	582.482	72,76	953.686	880.936	-7,63
KOREA, REPUBLIC OF	21.937	23.967	9,25	24.570	35.664	45,15
TAIWAN	1.409.624	489.187	-65,30	866.497	361.977	-58,23
CHINA	657	1.511	129,98	2.526	963	-61,88
MONGOLIA	0	16.981	-	0	9.774	-
PAPUA NEW GUINEA	788.819	209.166	-73,48	1.349.455	1.598.346	18,44
THAILAND	2.539.503	791.367	-68,84	305.501	473.099	54,86
SINGAPORE	11.142.309	9.475.191	-14,96	3.356.320	3.282.831	-2,19
PHILIPPINES	400.267	793.245	98,18	210.709	466.509	121,40
MALAYSIA	986.366	910.321	-7,71	729.667	950.980	30,33
CAMBODIA	37.102	0	-100,00	13.260	0	-100,00
BRUNEI DARUSSALAM	424.972	554.242	30,42	268.099	315.714	17,76
VIET NAM	55.334	670.573	1.111,86	135.320	507.794	275,25
MALDIVES	74.888	173.442	131,60	64.122	128.207	99,94
INDIA	5.165	17.932	247,18	8.000	11.250	40,63
PAKISTAN	3.245	0	-100,00	1.919	0	-100,00
BANGLADESH	9.441	1.801	-80,92	23.422	910	-96,11
SAUDI ARABIA	23.332	106.631	357,02	14.832	56.527	281,12
LEBANON	18.537	24.588	32,64	58.862	78.790	33,86
OMAN	310.686	420.339	35,29	203.365	275.140	35,29
TURKEY	9.360	0	-100,00	26.715	0	-100,00
UNITED ARAB EMIRATES	487.013	550.007	12,93	617.043	539.358	-12,59
QATAR	0	20.324	-	0	13.911	-
BAHRAIN	15.880	18.276	15,09	10.650	11.963	12,33
LIBYAN ARAB JAMAHIRIYA	0	2.460	-	0	42.218	-
TOGO	0	12	-	0	12	-
GHANA	0	17.664	-	0	13.455	-
CAMEROON	2.822	0	-100,00	2.150	0	-100,00
SIERRA LEONE	16.896	17.664	4,55	12.320	13.455	9,21
SENEGAL	0	14.410	-	0	7.281	-
BENIN	17.664	51.987	194,31	12.650	35.908	183,86
GAMBIA	1.471	1.611	9,52	2.083	3.014	44,70
UGANDA	0	419	-	0	255	-
SOUTH AFRICA	52.622	17.932	-65,92	27.001	9.563	-64,58
COMOROS	0	4.544	-	0	800	-
AUSTRALIA	2.524.722	1.801.002	-28,67	438.487	287.684	-34,39

TABEL 5. PERKEMBANGAN EKSPOR INDONESIA MENURUT KOMODITI DAN NEGARA TUJUAN

JENIS BARANG	BERAT BERSIH (KG)		PERUB	NILAI FOB (US \$)		PERUB
	JAN-MEI 2006	JAN-MEI 2007	%	JAN-MEI 2006	JAN-MEI 2007	%
(1)	(2)	(3)	(4)	(5)	(6)	(7)
NEW ZEALAND	3.440	3.433	-0,20	3.625	12.875	255,17
MICRONESIA, FEDERATED STATES OF	0	5.127	-	0	10.767	-
GUAM	0	9.692	-	0	9.540	-
NORTHERN MARIANA ISLANDS	25.722	163	-99,37	5.974	360	-93,97
VANUATU	55.731	139.272	149,90	11.417	46.714	309,16
AMERICAN SAMOA	17.239	77.723	350,86	2.376	10.946	360,69
FIJI	0	27.146	-	0	8.951	-
KIRIBATI	758	0	-100,00	1.044	0	-100,00
SOLOMON ISLANDS	297.497	251.587	-15,43	197.417	61.696	-68,75
TONGA	137.997	898	-99,35	32.294	3.802	-88,23
EAST TIMOR	365.268	6.603	-98,19	56.846	1.860	-96,73
UNITED STATES	205.060	66.434	-67,60	171.719	95.644	-44,30
CANADA	66.672	19.709	-70,44	107.948	37.050	-65,68
SURINAME	0	18.127	-	0	8.980	-
DOMINICAN REPUBLIC	0	9.550	-	0	10.200	-
CAPE VERDE	0	15.293	-	0	8.424	-
DOMINICA	0	2.171	-	0	2.194	-
UNITED KINGDOM	119	9.632	7.994,12	420	9.123	2.072,14
NETHERLANDS	136.108	62.101	-54,37	147.480	70.956	-51,89
GERMANY, FED. REP. OF	28.538	512	-98,21	56.131	620	-98,90
AUSTRIA	110	0	-100,00	349	0	-100,00
BELGIUM	1.978	0	-100,00	10.201	0	-100,00
SWITZERLAND	133	0	-100,00	1.625	0	-100,00
FINLAND	352	0	-100,00	679	0	-100,00
IRELAND	48	93	93,75	41	65	58,54
ITALY	0	26	-	0	5	-
SPAIN	17.575	20.766	18,16	138.328	111.426	-19,45
GREECE	6.000	6.000	0,00	43.548	43.100	-1,03
ESTONIA	2.465	0	-100,00	40.669	0	-100,00
<b>-ROKOK DAN TEMBAKAU OLAHAN</b>	<b>29.095.138</b>	<b>32.446.126</b>	<b>11,52</b>	<b>112.931.788</b>	<b>158.497.290</b>	<b>40,35</b>
JAPAN	95.907	146.834	53,10	1.034.476	2.090.592	102,09
HONG KONG	3.780	9.386	148,31	35.299	132.696	275,92
KOREA, DEMOCRATIC PEOPLE'S REPL	0	48	-	0	246	-
KOREA, REPUBLIC OF	30.259	5.217	-82,76	133.573	28.591	-78,60
TAIWAN	15.453	8.392	-45,69	56.746	48.302	-14,88
CHINA	0	1.349	-	0	7.110	-
MACAU	19.079	37.872	98,50	87.433	165.648	89,46
THAILAND	1.431.738	2.702.799	88,78	4.607.910	9.863.022	114,05
SINGAPORE	1.782.531	2.324.459	30,40	19.881.980	28.597.757	43,84
PHILIPPINES	1.839.377	839.625	-54,35	8.991.546	3.380.880	-62,40
MALAYSIA	2.961.285	4.637.922	56,62	19.762.518	27.915.195	41,25
MYANMAR (FORM. BURMA)	1.104.000	0	-100,00	2.561.280	0	-100,00
CAMBODIA	8.235.631	10.220.065	24,10	26.016.740	37.199.700	42,98
BRUNEI DARUSSALAM	14.019	14.827	5,76	104.798	114.057	8,84
LAO PEOPLE'S DEMOCRATIC REPUBLI	0	77	-	0	290	-
VIET NAM	155.450	1.291.051	730,52	1.417.902	6.881.521	385,33
INDIA	739	0	-100,00	5.700	0	-100,00
PAKISTAN	1.200	173.659	14.371,58	4.290	711.719	16.490,19
BANGLADESH	562	0	-100,00	6.121	0	-100,00
SRI LANKA	42.904	44.038	2,64	513.967	735.047	43,01
SAUDI ARABIA	30.403	28.442	-6,45	365.305	397.997	8,95
JORDAN	798.011	273.796	-65,69	2.625.040	1.037.835	-60,46
LEBANON	25.536	38.304	50,00	84.000	143.640	71,00
TURKEY	896.315	1.119.901	24,95	3.007.965	4.356.940	44,85
UNITED ARAB EMIRATES	189.420	115.103	-39,23	506.781	841.325	66,01
QATAR	225	1.742	674,22	2.660	17.704	565,56
BAHRAIN	77	0	-100,00	1.128	0	-100,00
CYPRUS	0	68	-	0	1.540	-
EGYPT	0	127.928	-	0	186.962	-
TUNISIA	0	52.115	-	0	85.570	-
MADAGASCAR	9.001	0	-100,00	6.301	0	-100,00
SOUTH AFRICA	39.915	40.319	1,01	82.004	32.291	-60,62
MAURITIUS	40	0	-100,00	3.168	0	-100,00
AUSTRALIA	585.585	1.601.726	173,53	2.009.263	5.312.090	164,38
EAST TIMOR	9.418	0	-100,00	153.808	0	-100,00
UNITED STATES	3.112.516	1.593.825	-48,79	3.444.867	5.571.245	61,73
CANADA	12.902	35.946	178,61	72.700	166.950	129,64
HONDURAS	18.000	18.060	0,33	33.604	37.581	11,83
NICARAGUA	0	72.202	-	0	187.066	-
PANAMA	2.147	0	-100,00	22.460	0	-100,00
SURINAME	0	239	-	0	1.008	-
CHILE	75	0	-100,00	2.331	0	-100,00
ARGENTINA	9.083	0	-100,00	62.234	0	-100,00
BRAZIL	1.191	90.667	7.512,68	10.395	468.866	4.410,50
BOLIVIA	0	5.010	-	0	56.400	-
PARAGUAY	53.694	74.094	37,99	918.720	1.080.140	17,57
PUERTO RICO	925.996	323.984	-65,01	681.895	464.371	-31,90

TABEL 5. PERKEMBANGAN EKSPOR INDONESIA MENURUT KOMODITI DAN NEGARA TUJUAN

JENIS BARANG	BERAT BERSIH (KG)		PERUB	NILAI FOB (US \$)		PERUB
	JAN-MEI 2006	JAN-MEI 2007	%	JAN-MEI 2006	JAN-MEI 2007	%
(1)	(2)	(3)	(4)	(5)	(6)	(7)
DOMINICAN REPUBLIC	52.387	176.008	235,98	566.561	2.917.916	415,02
UNITED KINGDOM	18.805	252	-98,66	39.195	3.632	-90,73
NETHERLANDS	668.010	446.779	-33,12	3.201.183	2.815.359	-12,05
FRANCE	53.460	36.143	-32,39	69.498	36.655	-47,26
GERMANY, FED. REP. OF	782.007	1.147.135	46,69	2.047.210	4.851.712	136,99
AUSTRIA	208.259	495	-99,76	362.280	7.875	-97,83
BELGIUM	581.674	1.029.771	77,04	2.212.323	3.867.075	74,80
SWITZERLAND	8.193	31.640	286,18	12.068	53.172	340,60
LUXEMBOURG	198.719	0	-100,00	405.216	0	-100,00
DENMARK	42.911	65.939	53,66	666.261	1.025.351	53,90
NORWAY	98.962	118.928	20,18	174.934	350.844	100,56
ITALY	19.204	8.000	-58,34	31.686	29.200	-7,85
SPAIN	21.034	142.014	575,16	193.093	2.014.042	943,04
PORTUGAL	11	43.200	392.627,27	180	184.086	102.170,00
HUNGARY	567	682	20,28	6.207	10.879	75,27
POLAND	2.314	210.564	8.999,57	17.762	1.026.108	5.676,98
ROMANIA	0	19.800	-	0	98.208	-
ALBANIA	19.800	0	-100,00	38.610	0	-100,00
BELARUS	57.420	0	-100,00	53.856	0	-100,00
KAZAKHSTAN	99.000	19.800	-80,00	162.954	9.900	-93,92
UKRAINE	239.600	76.299	-68,16	528.452	62.900	-88,10
LITHUANIA	35	75	114,29	630	1.992	216,19
ESTONIA	12	0	-100,00	210	0	-100,00
CZECH REPUBLIC	648	898	38,58	10.442	14.795	41,69
RUSSIA FEDERATION	1.468.642	800.613	-45,49	2.812.069	795.695	-71,70
<b>-DAGING TERNAK</b>	<b>1.747.184</b>	<b>1.529.208</b>	<b>-12,48</b>	<b>6.836.024</b>	<b>5.837.357</b>	<b>-14,61</b>
JAPAN	2.785	2.823	1,36	48.425	18.049	-62,73
HONG KONG	69.844	89.842	28,63	168.461	137.812	-18,19
KOREA, REPUBLIC OF	10.477	13.373	27,64	52.268	83.891	60,50
TAIWAN	31	0	-100,00	400	0	-100,00
THAILAND	9	0	-100,00	600	0	-100,00
SINGAPORE	30.269	15.078	-50,19	113.651	33.093	-70,88
PHILIPPINES	2	0	-100,00	30	0	-100,00
MALAYSIA	17.187	11.118	-35,31	17.722	12.359	-30,26
BURKINA FASO	19.078	0	-100,00	71.679	0	-100,00
UNITED STATES	39.387	5	-99,99	375.873	11	-100,00
CANADA	37.200	17.868	-51,97	144.638	88.131	-39,07
UNITED KINGDOM	12.240	0	-100,00	85.779	0	-100,00
NETHERLANDS	323.837	337.275	4,15	1.220.491	1.323.435	8,43
FRANCE	355.963	308.668	-13,29	1.430.917	1.344.813	-6,02
BELGIUM	785.964	684.337	-12,93	2.964.415	2.587.727	-12,71
SWITZERLAND	11	34.671	315.090,91	4	141.244	3.531.000,00
SPAIN	42.900	14.150	-67,02	140.671	66.792	-52,52
<b>-DAGING UNGGAS</b>	<b>169</b>	<b>28</b>	<b>-83,43</b>	<b>179.623</b>	<b>16.400</b>	<b>-90,87</b>
KOREA, REPUBLIC OF	4	0	-100,00	20	0	-100,00
UNITED STATES	84	0	-100,00	75.600	0	-100,00
CANADA	80	28	-65,00	104.000	16.400	-84,23
NETHERLANDS	1	0	-100,00	3	0	-100,00
<b>-IKAN OLAHAN</b>	<b>62.906.469</b>	<b>70.125.089</b>	<b>11,48</b>	<b>205.697.222</b>	<b>229.532.489</b>	<b>11,59</b>
JAPAN	12.551.673	15.578.005	24,11	39.692.435	45.514.251	14,67
HONG KONG	707.532	790.074	11,67	3.750.593	4.076.664	8,69
KOREA, REPUBLIC OF	909.456	1.413.444	55,42	1.156.301	1.709.613	47,85
TAIWAN	547.777	1.089.425	98,88	696.278	1.378.091	97,92
CHINA	898.319	1.472.129	63,88	1.430.576	1.231.414	-13,92
THAILAND	1.563.282	3.191.597	104,16	649.734	1.083.522	66,76
SINGAPORE	3.359.045	3.804.873	13,27	5.416.958	5.853.253	8,05
PHILIPPINES	104.761	37.200	-64,49	105.052	68.270	-35,01
MALAYSIA	1.814.732	2.380.464	31,17	1.165.193	2.374.268	103,77
CAMBODIA	0	12.943	-	0	4.175	-
BRUNEI DARUSSALAM	274	2.946	975,18	286	2.600	809,09
VIET NAM	365.599	340.132	-6,97	721.576	669.438	-7,23
MALDIVES	937	838	-10,57	1.418	1.288	-9,17
PAKISTAN	26.000	0	-100,00	20.800	0	-100,00
BANGLADESH	0	360.000	-	0	122.670	-
SRI LANKA	1.299.642	2.071.270	59,37	752.399	1.456.310	93,56
SAUDI ARABIA	1.162.331	1.604.053	38,00	3.739.560	5.695.675	52,31
KUWAIT	0	22.770	-	0	34.155	-
JORDAN	1.166.877	1.104.280	-5,36	2.649.722	3.007.910	13,52
LEBANON	36.352	17.319	-52,36	72.740	83.663	15,02
YEMEN	0	20.000	-	0	84.200	-
OMAN	0	42.984	-	0	52.830	-
UNITED ARAB EMIRATES	78.462	35.855	-54,30	221.169	197.319	-10,78
QATAR	0	1.000	-	0	8.546	-
CYPRUS	20.004	4.006	-79,97	57.645	11.000	-80,92
EGYPT	24.214	43.194	78,38	50.850	95.118	87,06

TABEL 5. PERKEMBANGAN EKSPOR INDONESIA MENURUT KOMODITI DAN NEGARA TUJUAN

JENIS BARANG	BERAT BERSIH (KG)		PERUB	NILAI FOB (US \$)		PERUB
	JAN-MEI 2006	JAN-MEI 2007	%	JAN-MEI 2006	JAN-MEI 2007	%
(1)	(2)	(3)	(4)	(5)	(6)	(7)
LIBYAN ARAB JAMAHIRIYA	1.940.430	1.666.954	-14,09	4.217.724	4.247.524	0,71
MOROCCO	63.363	45.583	-28,06	78.406	60.500	-22,84
ALGERIA	20.000	24.080	20,40	31.200	31.304	0,33
NAMIBIA	71.700	44.550	-37,87	291.795	140.343	-51,90
MADAGASCAR	0	15.500	-	0	14.000	-
REUNION	49.376	45.446	-7,96	196.408	247.396	25,96
EQUATORIAL GUINEA	0	31.000	-	0	30.900	-
TOGO	0	46.500	-	0	48.160	-
GHANA	123.836	1.770.202	1.329,47	126.572	1.775.593	1.302,83
LIBERIA	0	46.989	-	0	42.651	-
ANGOLA	0	15.499	-	0	14.993	-
CONGO	0	119.940	-	0	116.200	-
CAMEROON	64.286	351.292	446,45	63.376	365.180	476,21
NIGERIA	26.350	15.500	-41,18	11.900	17.200	44,54
GABON	17.697	86.681	389,81	15.442	82.084	431,56
COTE D'IVOIRE	0	62.000	-	0	61.462	-
SENEGAL	0	16.450	-	0	16.354	-
BENIN	0	31.000	-	0	28.000	-
SOUTH AFRICA	22.419	194.481	767,48	89.053	362.748	307,34
BURUNDI	16.368	0	-100,00	22.325	0	-100,00
MAURITIUS	64.827	120.664	86,13	71.628	167.798	134,26
AUSTRALIA	610.948	779.983	27,67	1.948.065	2.956.030	51,74
NEW ZEALAND	77.661	108.285	39,43	107.112	308.592	188,10
GUAM	0	26.000	-	0	20.800	-
FIJI	52.000	111.999	115,38	37.668	115.191	205,81
EAST TIMOR	23.463	20.000	-14,76	45.925	71.263	55,17
UNITED STATES	21.939.967	20.494.628	-6,59	104.888.436	114.695.318	9,35
CANADA	794.673	1.023.285	28,77	3.017.864	3.873.678	28,36
MEXICO	115.527	114.007	-1,32	387.530	317.040	-18,19
GUATEMALA	33.293	0	-100,00	38.189	0	-100,00
PANAMA	46.500	14.378	-69,08	51.000	67.375	32,11
CHILE	0	10.713	-	0	6.113	-
BOLIVIA	0	17.396	-	0	59.857	-
TRINIDAD AND TOBAGO	50.415	0	-100,00	20.166	0	-100,00
PUERTO RICO	178.500	203.430	13,97	731.151	922.039	26,11
DOMINICAN REPUBLIC	45.796	5.356	-88,30	184.014	21.177	-88,49
DOMINICA	0	3.262	-	0	3.298	-
MARTINIQUE	82.803	74.975	-9,45	264.033	233.947	-11,39
GUADELOUPE	19.460	0	-100,00	29.190	0	-100,00
UNITED KINGDOM	1.355.834	891.382	-34,26	4.193.546	4.559.784	8,73
NETHERLANDS	1.324.869	520.473	-60,72	5.187.022	2.113.621	-59,25
FRANCE	523.213	644.812	23,24	1.025.155	958.972	-6,46
GERMANY, FED. REP. OF	3.033.223	2.027.564	-33,15	6.103.098	4.327.277	-29,10
AUSTRIA	0	15.857	-	0	34.360	-
BELGIUM	1.243.277	1.492.396	20,04	4.618.254	7.247.490	56,93
SWITZERLAND	29.608	0	-100,00	49.656	0	-100,00
LUXEMBOURG	39.600	0	-100,00	126.456	0	-100,00
DENMARK	235.250	224.422	-4,60	933.728	1.006.783	7,82
NORWAY	41.530	0	-100,00	300.735	0	-100,00
SWEDEN	52.429	38.674	-26,24	248.511	386.290	55,44
FINLAND	0	8.860	-	0	22.728	-
IRELAND	18.048	0	-100,00	30.850	0	-100,00
ITALY	558.423	167.480	-70,01	925.926	325.114	-64,89
SPAIN	454.411	261.581	-42,44	819.035	1.015.239	23,96
PORTUGAL	47.536	0	-100,00	79.528	0	-100,00
GREECE	52.788	15.348	-70,93	93.487	37.896	-59,46
DEMOCRATIC REPUBLIC OF THE CONG	48.696	132.579	172,26	48.789	136.934	180,67
POLAND	102.758	0	-100,00	596.627	0	-100,00
ROMANIA	32.634	0	-100,00	45.298	0	-100,00
BULGARIA	121.062	148.330	22,52	235.697	303.735	28,87
UKRAINE	0	29.043	-	0	62.435	-
LITHUANIA	8.000	10.317	28,96	55.100	78.535	42,53
CROATIA	0	20.000	-	0	62.150	-
MALTA	13.264	0	-100,00	6.632	0	-100,00
SLOVENIA	167.119	16.317	-90,24	248.745	22.802	-90,83
CZECH REPUBLIC	32.634	0	-100,00	45.298	0	-100,00
RUSSIA FEDERATION	181.336	260.845	43,85	362.592	471.993	30,17
<b>-BERAS GILING</b>	<b>418.220</b>	<b>108.326</b>	<b>-74,10</b>	<b>212.712</b>	<b>50.382</b>	<b>-76,31</b>
JAPAN	0	33.844	-	0	9.625	-
HONG KONG	493	117	-76,27	986	198	-79,92
TAIWAN	287.899	0	-100,00	122.566	0	-100,00
SINGAPORE	112.000	22.500	-79,91	73.430	15.638	-78,70
MALAYSIA	17.657	51.544	191,92	15.579	24.818	59,30
SUDAN	0	312	-	0	98	-
EAST TIMOR	107	0	-100,00	72	0	-100,00
NETHERLANDS	64	0	-100,00	79	0	-100,00
FRANCE	0	9	-	0	5	-

TABEL 5. PERKEMBANGAN EKSPOR INDONESIA MENURUT KOMODITI DAN NEGARA TUJUAN

JENIS BARANG	BERAT BERSIH (KG)		PERUB	NILAI FOB (US \$)		PERUB
	JAN-MEI 2006	JAN-MEI 2007	%	JAN-MEI 2006	JAN-MEI 2007	%
(1)	(2)	(3)	(4)	(5)	(6)	(7)
<b>-KOPI OLAHAN</b>	<b>2.627</b>	<b>17.974</b>	<b>584,20</b>	<b>2.603</b>	<b>31.738</b>	<b>1.119,29</b>
JAPAN	0	34	-	0	173	-
HONG KONG	2.440	1.425	-41,60	2.510	1.500	-40,24
CHINA	0	50	-	0	50	-
SINGAPORE	0	15.025	-	0	22.515	-
PHILIPPINES	0	1.440	-	0	7.500	-
GERMANY, FED. REP. OF	187	0	-100,00	93	0	-100,00
<b>-TEH OLAHAN</b>	<b>23.773.731</b>	<b>17.024.812</b>	<b>-28,39</b>	<b>33.281.022</b>	<b>30.518.455</b>	<b>-8,30</b>
JAPAN	233.830	311.156	33,07	390.502	606.233	55,24
HONG KONG	920	1.061	15,33	3.408	13.308	290,49
KOREA, REPUBLIC OF	1.224	3.022	146,90	5.850	5.892	0,72
TAIWAN	256.886	248.701	-3,19	660.779	584.289	-11,58
CHINA	21.080	12.253	-41,87	22.621	10.474	-53,70
MONGOLIA	6.838	10.558	54,40	36.207	55.799	54,11
THAILAND	11.932	15.062	26,23	62.349	79.684	27,80
SINGAPORE	353.600	241.340	-31,75	1.052.863	659.398	-37,37
PHILIPPINES	15.790	14.943	-5,36	136.263	124.826	-8,39
MALAYSIA	1.596.418	1.912.109	19,77	2.459.772	3.552.034	44,41
CAMBODIA	0	7.347	-	0	36.943	-
BRUNEI DARUSSALAM	126	116	-7,94	471	653	38,64
VIET NAM	63.972	180.936	182,84	290.939	834.161	186,71
INDIA	387.200	619.410	59,97	542.677	946.339	74,38
PAKISTAN	3.263.675	1.729.131	-47,02	4.406.576	2.759.237	-37,38
SRI LANKA	42.000	208.109	395,50	63.950	346.847	442,37
AFGHANISTAN	337.898	230.128	-31,89	393.857	287.054	-27,12
IRAQ	462.582	0	-100,00	685.786	0	-100,00
IRAN (ISLAMIC REPUBLIC OF)	80.450	32.960	-59,03	92.521	54.157	-41,47
SAUDI ARABIA	31.678	31.089	-1,86	89.643	91.733	2,33
KUWAIT	10.400	0	-100,00	11.190	0	-100,00
YEMEN	21.820	0	-100,00	46.222	0	-100,00
TURKEY	63.280	54.560	-13,78	80.484	88.826	10,36
UNITED ARAB EMIRATES	581.844	397.261	-31,72	955.492	604.631	-36,72
EGYPT	425.160	48.700	-88,55	551.558	66.965	-87,86
BENIN	0	432	-	0	250	-
AUSTRALIA	761.365	992.448	30,35	2.469.950	3.854.907	56,07
NEW ZEALAND	179.131	228.578	27,60	513.745	739.152	43,88
GUAM	12	0	-100,00	251	0	-100,00
FIJI	53.840	22.000	-59,14	57.016	33.110	-41,93
SOLOMON ISLANDS	0	2.956	-	0	3.177	-
EAST TIMOR	2.038	0	-100,00	1.823	0	-100,00
UNITED STATES	1.772.373	1.727.376	-2,54	1.941.998	2.394.083	23,28
CANADA	161.721	210.320	30,05	171.244	264.280	54,33
SURINAME	0	5.409	-	0	44.031	-
CHILE	153.160	133.360	-12,93	225.242	221.660	-1,59
PUERTO RICO	540	0	-100,00	756	0	-100,00
UNITED KINGDOM	4.461.904	2.709.937	-39,27	5.669.237	4.030.995	-28,90
NETHERLANDS	1.743.166	1.399.445	-19,72	1.955.608	2.146.840	9,78
GERMANY, FED. REP. OF	612.053	315.179	-48,50	643.752	417.757	-35,11
BELGIUM	12.500	0	-100,00	11.088	0	-100,00
FINLAND	0	761.632	-	0	1.189.963	-
IRELAND	86.520	0	-100,00	137.610	0	-100,00
ITALY	83	595	616,87	207	1.398	575,36
POLAND	935.200	451.732	-51,70	1.248.522	779.334	-37,58
KAZAKHSTAN	71.520	0	-100,00	79.152	0	-100,00
KYRGYZSTAN	24.480	24.480	0,00	28.152	37.050	31,61
UKRAINE	314.010	169.340	-46,07	326.631	185.731	-43,14
UZBEKISTAN	108.120	54.272	-49,80	165.686	89.006	-46,28
RUSSIA FEDERATION	4.049.392	1.505.369	-62,82	4.591.372	2.276.248	-50,42
<b>-GULA PASIR</b>	<b>66.960</b>	<b>117.258</b>	<b>75,12</b>	<b>89.741</b>	<b>149.509</b>	<b>66,60</b>
JAPAN	992	813	-18,04	992	6.372	542,34
HONG KONG	4.291	7.091	65,25	7.396	11.668	57,76
KOREA, REPUBLIC OF	0	1.157	-	0	3.704	-
SINGAPORE	237	11.193	4.622,78	217	9.528	4.290,78
MALAYSIA	13.701	19.466	42,08	8.079	14.364	77,79
SAUDI ARABIA	306	0	-100,00	700	0	-100,00
UNITED ARAB EMIRATES	168	0	-100,00	400	0	-100,00
AUSTRALIA	13.879	7.751	-44,15	25.651	15.060	-41,29
COOK ISLANDS	553	0	-100,00	506	0	-100,00
TONGA	0	508	-	0	786	-
UNITED STATES	8.675	7.748	-10,69	30.999	32.718	5,55
CANADA	24.158	49.291	104,04	14.801	28.381	91,75
NETHERLANDS	0	12.240	-	0	26.928	-
<b>-GULA LAINNYA</b>	<b>73.530.309</b>	<b>3.112.506</b>	<b>-95,77</b>	<b>2.859.763</b>	<b>1.978.618</b>	<b>-30,81</b>
JAPAN	39.609	2.442	-93,83	30.572	2.152	-92,96

TABEL 5. PERKEMBANGAN EKSPOR INDONESIA MENURUT KOMODITI DAN NEGARA TUJUAN

JENIS BARANG	BERAT BERSIH (KG)		PERUB	NILAI FOB (US \$)		PERUB
	JAN-MEI 2006	JAN-MEI 2007	%	JAN-MEI 2006	JAN-MEI 2007	%
(1)	(2)	(3)	(4)	(5)	(6)	(7)
HONG KONG	81.132	116.127	43,13	53.787	85.479	58,92
KOREA, REPUBLIC OF	162	880	443,21	504	528	4,76
CHINA	3.000	18.500	516,67	42.000	8.553	-79,64
PAPUA NEW GUINEA	30.254	0	-100,00	41.526	0	-100,00
THAILAND	1.029.361	344.082	-66,57	440.290	155.566	-64,67
SINGAPORE	370.392	443.602	19,77	215.412	280.111	30,04
PHILIPPINES	23	111.153	483.173,91	1.871	51.847	2.671,08
MALAYSIA	389.933	408.025	4,64	137.139	205.305	49,71
CAMBODIA	0	413	-	0	750	-
VIET NAM	271.321	22.676	-91,64	105.866	13.419	-87,32
MALDIVES	25.341	18.320	-27,71	9.190	7.597	-17,33
INDIA	0	708.175	-	0	707.958	-
PAKISTAN	637	126	-80,22	2.547	885	-65,25
SAUDI ARABIA	2.137	4.640	117,13	2.700	4.095	51,67
KUWAIT	0	37.000	-	0	14.430	-
JORDAN	50.999	0	-100,00	21.615	0	-100,00
TURKEY	54.000	125.000	131,48	23.300	59.700	156,22
UNITED ARAB EMIRATES	0	57.000	-	0	25.881	-
TANZANIA, UNITED REPUBLIC OF	18.000	0	-100,00	6.964	0	-100,00
BENIN	0	1.645	-	0	950	-
SEYCHELLES	1.694	0	-100,00	7.145	0	-100,00
SOUTH AFRICA	36.000	0	-100,00	14.095	0	-100,00
AUSTRALIA	85.182	201.572	136,64	45.223	112.251	148,22
NEW ZEALAND	39.000	212.000	443,59	20.075	97.255	384,46
VANUATU	11.667	0	-100,00	11.537	0	-100,00
COOK ISLANDS	5.086	4.734	-6,92	4.653	5.884	26,46
TONGA	0	11.902	-	0	4.736	-
EAST TIMOR	18.529	0	-100,00	7.973	0	-100,00
UNITED STATES	70.849.271	94.037	-99,87	1.556.519	43.936	-97,18
CANADA	128	0	-100,00	280	0	-100,00
SURINAME	0	67	-	0	555	-
CHILE	7.057	0	-100,00	2.525	0	-100,00
TRINIDAD AND TOBAGO	188	0	-100,00	1.660	0	-100,00
UNITED KINGDOM	26.000	45.250	74,04	11.220	26.868	139,47
NETHERLANDS	9.931	12.021	21,05	9.851	12.989	31,85
GERMANY, FED. REP. OF	57	0	-100,00	261	0	-100,00
AUSTRIA	0	17	-	0	220	-
SWITZERLAND	0	100	-	0	479	-
NORWAY	70.000	74.000	5,71	28.943	33.254	14,89
SPAIN	4.218	37.000	777,19	2.520	14.985	494,64
<b>-MAKANAN OLAHAN LAINNYA</b>	<b>114.484.234</b>	<b>132.573.496</b>	<b>15,80</b>	<b>176.552.964</b>	<b>195.708.375</b>	<b>10,85</b>
JAPAN	4.744.773	7.323.644	54,35	6.048.482	7.929.356	31,10
HONG KONG	3.212.862	3.027.896	-5,76	15.991.765	13.843.770	-13,43
KOREA, DEMOCRATIC PEOPLE'S REPL	0	18.109	-	0	16.127	-
KOREA, REPUBLIC OF	2.146.735	2.379.949	10,86	2.501.858	2.454.517	-1,89
TAIWAN	6.419.815	8.654.069	34,80	9.721.659	11.993.156	23,37
CHINA	655.616	7.986.688	1.118,20	963.325	5.419.425	462,57
MONGOLIA	4.973	208	-95,82	46.502	904	-98,06
MACAU	0	556	-	0	22.893	-
PAPUA NEW GUINEA	610.234	1.068.895	75,16	682.195	1.352.337	98,23
THAILAND	4.788.173	4.121.251	-13,93	9.093.100	8.088.578	-11,05
SINGAPORE	9.871.356	8.863.409	-10,21	17.492.326	15.027.758	-14,09
PHILIPPINES	12.931.910	15.238.610	17,84	15.642.041	23.161.439	48,07
MALAYSIA	22.130.926	24.481.285	10,62	24.828.919	27.688.486	11,52
MYANMAR (FORM. BURMA)	69.281	56.983	-17,75	226.414	265.510	17,27
CAMBODIA	3.486	21.062	504,19	133.545	216.343	62,00
BRUNEI DARUSSALAM	1.624.799	1.624.856	0,00	2.209.656	2.135.862	-3,34
LAO PEOPLE'S DEMOCRATIC REPUBLI	96.000	0	-100,00	506.154	0	-100,00
NEPAL	19.499	13.961	-28,40	22.037	14.920	-32,30
VIET NAM	2.020.801	3.378.920	67,21	4.080.833	6.707.719	64,37
MALDIVES	395.316	503.156	27,28	493.276	677.494	37,35
INDIA	2.136.463	740.997	-65,32	1.092.162	812.272	-25,63
PAKISTAN	364.825	470.544	28,98	619.991	759.054	22,43
BANGLADESH	202.890	246.884	21,68	221.273	278.489	25,86
SRI LANKA	292.260	149.231	-48,94	395.977	232.309	-41,33
AFGHANISTAN	78.437	44.801	-42,88	89.694	103.839	15,77
IRAQ	12.909	0	-100,00	24.344	0	-100,00
IRAN (ISLAMIC REPUBLIC OF)	100.377	22.896	-77,19	110.380	33.880	-69,31
SAUDI ARABIA	4.442.056	5.611.395	26,32	7.494.135	10.493.335	40,02
KUWAIT	698.741	819.550	17,29	971.360	1.218.954	25,49
JORDAN	538.878	843.421	56,51	774.623	1.489.652	92,31
LEBANON	145.576	162.536	11,65	268.969	374.745	39,33
YEMEN	61.008	196.532	222,14	147.254	288.273	95,77
OMAN	117.957	87.244	-26,04	149.211	128.846	-13,65
SYRIA ARAB REPUBLIC	0	151.276	-	0	73.634	-
TURKEY	135.270	352.477	160,57	196.966	319.996	62,46
UNITED ARAB EMIRATES	2.141.971	2.693.676	25,76	3.244.006	3.908.019	20,47



TABEL 5. PERKEMBANGAN EKSPOR INDONESIA MENURUT KOMODITI DAN NEGARA TUJUAN

JENIS BARANG	BERAT BERSIH (KG)		PERUB	NILAI FOB (US \$)		PERUB
	JAN-MEI 2006	JAN-MEI 2007	%	JAN-MEI 2006	JAN-MEI 2007	%
(1)	(2)	(3)	(4)	(5)	(6)	(7)
QATAR	342.472	210.592	-38,51	401.106	289.826	-27,74
BAHRAIN	128.788	145.899	13,29	151.889	186.895	23,05
CYPRUS	9.666	29.006	200,08	16.063	41.058	155,61
EGYPT	217.709	179.020	-17,77	273.984	295.058	7,69
LIBYAN ARAB JAMAHIRIYA	28.048	29.754	6,08	41.430	49.306	19,01
MOROCCO	62.368	199.969	220,63	93.439	132.043	41,31
TUNISIA	11.234	0	-100,00	18.219	0	-100,00
ALGERIA	4.608	303.652	6.489,67	14.400	119.912	732,72
SUDAN	207	16.709	7.971,98	2.145	12.206	469,04
NAMIBIA	6.004	0	-100,00	10.376	0	-100,00
TANZANIA, UNITED REPUBLIC OF	16.992	45.966	170,52	8.520	63.308	643,05
MADAGASCAR	16.217	46.828	188,76	10.492	62.684	497,45
KENYA	44.315	140.470	216,98	67.029	192.212	186,76
MOZAMBIQUE	17.865	0	-100,00	29.143	0	-100,00
TOGO	6.177	18.760	203,71	8.236	14.183	72,21
GHANA	92.590	90.431	-2,33	193.472	124.398	-35,70
GUINEA	38.686	0	-100,00	52.475	0	-100,00
ANGOLA	105.688	17.746	-83,21	118.437	47.673	-59,75
CONGO	38.880	19.440	-50,00	43.026	25.313	-41,17
CAMEROON	30.465	40.890	34,22	26.536	48.029	81,00
NIGERIA	2.486.085	1.261.785	-49,25	5.831.147	2.488.619	-57,32
MAURITANIA	78.527	0	-100,00	90.572	0	-100,00
BENIN	138.803	265.268	91,11	326.152	607.176	86,16
BURKINA FASO	4.920	0	-100,00	84.050	0	-100,00
GAMBIA	4.065	7.986	96,46	5.758	33.821	487,37
SEYCHELLES	11.095	21.189	90,98	55.672	60.742	9,11
UGANDA	0	39.088	-	0	48.354	-
NIGER	2.460	0	-100,00	41.513	0	-100,00
DJIBOUTI	0	520	-	0	1.613	-
SOUTH AFRICA	435.581	660.551	51,65	503.002	1.071.113	112,94
COMOROS	0	2.589	-	0	3.738	-
MAURITIUS	150.567	228.322	51,64	188.784	321.890	70,51
AUSTRALIA	3.129.447	4.921.472	57,26	4.755.213	7.286.879	53,24
NEW ZEALAND	710.258	857.022	20,66	995.233	1.379.809	38,64
MICRONESIA, FEDERATED STATES OF	62.122	45.499	-26,76	71.593	63.926	-10,71
GUAM	780	1.465	87,82	7.267	14.243	96,00
PALAU	4.294	0	-100,00	7.540	0	-100,00
NEW CALEDONIA	35.562	34.042	-4,27	73.468	62.935	-14,34
NORTHERN MARIANA ISLANDS	23.589	0	-100,00	64.949	0	-100,00
VANUATU	37.789	122.023	222,91	45.258	150.999	233,64
AMERICAN SAMOA	6.064	28.822	375,30	7.764	28.734	270,09
COOK ISLANDS	14.288	2.893	-79,75	15.896	3.596	-77,38
FIJI	185.111	202.028	9,14	243.944	331.410	35,85
KIRIBATI	0	6.814	-	0	6.865	-
MARSHALL ISLANDS	10.602	8.493	-19,89	19.018	13.508	-28,97
SAMOA	31.238	66.362	112,44	50.326	108.321	115,24
SOLOMON ISLANDS	66.895	107.199	60,25	157.231	142.946	-9,09
TONGA	209.347	216.200	3,27	211.424	254.134	20,20
TUVALU	0	5.495	-	0	8.479	-
EAST TIMOR	556.089	11.356	-97,96	403.423	18.296	-95,46
UNITED STATES	7.829.386	8.642.689	10,39	16.914.215	16.528.706	-2,28
CANADA	802.221	814.349	1,51	2.269.701	1.267.878	-44,14
MEXICO	172.511	185.752	7,68	469.077	540.566	15,24
PANAMA	0	11.000	-	0	7.903	-
SURINAME	55.605	48.884	-12,09	61.051	68.201	11,71
CHILE	5.191	12.100	133,10	22.894	82.820	261,75
ARGENTINA	0	38.036	-	0	17.000	-
BRAZIL	560	278.931	49.709,11	500	112.335	22.367,00
COLOMBIA	22.093	24.488	10,84	56.730	72.863	28,44
ECUADOR	8.033	0	-100,00	20.741	0	-100,00
TRINIDAD AND TOBAGO	16.333	6.460	-60,45	37.286	23.875	-35,97
JAMAICA	30.184	38.736	28,33	26.853	25.722	-4,21
PUERTO RICO	340.008	88.237	-74,05	273.207	232.890	-14,76
DOMINICAN REPUBLIC	0	204.000	-	0	44.000	-
EL SALVADOR	6.827	0	-100,00	17.369	0	-100,00
COSTA RICA	0	20.000	-	0	15.000	-
BARBADOS	0	4.635	-	0	12.231	-
DOMINICA	0	9.956	-	0	10.066	-
FRENCH POLYNESIA	56.093	38.269	-31,78	71.125	68.273	-4,01
NETHERLANDS ANTILLES	3.776	4	-99,89	9.304	35	-99,62
UNITED KINGDOM	468.554	403.891	-13,80	925.659	1.183.813	27,89
NETHERLANDS	8.122.414	6.825.543	-15,97	7.309.170	6.540.835	-10,51
FRANCE	328.262	78.786	-76,00	353.561	107.770	-69,52
GERMANY, FED. REP. OF	314.059	337.762	7,55	659.126	1.092.335	65,72
AUSTRIA	825	42.279	5.024,73	5.100	137.508	2.596,24
BELGIUM	178.915	87.291	-51,21	530.992	92.531	-82,57
SWITZERLAND	5.802	5.153	-11,19	11.900	6.526	-45,16
DENMARK	36.579	15.860	-56,64	23.658	33.150	40,12

TABEL 5. PERKEMBANGAN EKSPOR INDONESIA MENURUT KOMODITI DAN NEGARA TUJUAN

JENIS BARANG	BERAT BERSIH (KG)		PERUB	NILAI FOB (US \$)		PERUB
	JAN-MEI 2006	JAN-MEI 2007	%	JAN-MEI 2006	JAN-MEI 2007	%
(1)	(2)	(3)	(4)	(5)	(6)	(7)
NORWAY	129.243	82.049	-36,52	154.807	135.153	-12,70
SWEDEN	15.955	91.397	472,84	21.680	54.724	152,42
FINLAND	358.855	356.960	-0,53	396.493	454.279	14,57
IRELAND	951	0	-100,00	3.016	0	-100,00
ITALY	170.059	67.085	-60,55	944.101	770.702	-18,37
SPAIN	913.647	510.266	-44,15	1.030.771	723.864	-29,77
PORTUGAL	64.446	38.490	-40,28	31.480	29.543	-6,15
GREECE	36.889	22.567	-38,82	90.269	36.568	-59,49
DEMOCRATIC REPUBLIC OF THE CONG	80.670	0	-100,00	99.196	0	-100,00
HUNGARY	0	1.226	-	0	8.136	-
POLAND	14.691	64.019	335,77	42.482	105.733	148,89
ROMANIA	97.807	9.271	-90,52	132.270	5.547	-95,81
BULGARIA	42.459	28.195	-33,59	114.070	161.026	41,16
ARMENIA	0	1.923	-	0	7.751	-
UKRAINE	72.232	101.352	40,31	65.592	97.040	47,94
UZBEKISTAN	0	38	-	0	28	-
LITHUANIA	26.148	130.278	398,23	53.005	131.691	148,45
LATVIA	40.890	130.986	220,34	95.204	200.950	111,07
ESTONIA	183.831	44.540	-75,77	266.554	60.879	-77,16
CROATIA	0	18.990	-	0	57.703	-
MALTA	101.991	109.361	7,23	135.437	148.966	9,99
SLOVAKIA	0	163	-	0	779	-
CZECH REPUBLIC	32.503	296.822	813,21	25.225	304.631	1.107,66
RUSSIA FEDERATION	466.006	187.845	-59,69	461.047	139.709	-69,70
<b>SEMEN</b>	<b>2.417.805.957</b>	<b>2.876.519.552</b>	<b>18,97</b>	<b>73.078.541</b>	<b>85.957.522</b>	<b>17,62</b>
JAPAN	3.930.345	16.282.701	314,28	171.429	719.076	319,46
HONG KONG	0	149.128	-	0	28.003	-
KOREA, REPUBLIC OF	200.000	0	-100,00	21.168	0	-100,00
TAIWAN	8.807.717	9.676.262	9,86	632.494	714.003	12,89
CHINA	1.209	0	-100,00	599	0	-100,00
THAILAND	1.031	0	-100,00	120	0	-100,00
SINGAPORE	107.977.707	92.425.146	-14,40	3.031.303	2.389.221	-21,18
PHILIPPINES	857.700	248.249	-71,06	91.278	22.844	-74,97
MALAYSIA	259.057.535	201.104.626	-22,37	7.270.596	5.488.796	-24,51
MYANMAR (FORM. BURMA)	83.588	0	-100,00	9.007	0	-100,00
BRUNEI DARUSSALAM	22.000.000	104.151.273	373,41	502.040	2.507.698	399,50
VIET NAM	105.000	45.419.481	43.156,65	8.682	1.193.790	13.650,17
MALDIVES	10.015.977	31.829.092	217,78	365.844	1.227.409	235,50
INDIA	30.352.412	75.000.000	147,10	809.651	1.926.750	137,97
PAKISTAN	0	1.946	-	0	3.617	-
BANGLADESH	430.672.511	341.171.249	-20,78	11.666.811	8.293.624	-28,91
SRI LANKA	281.747.226	417.436.625	48,16	9.492.418	14.796.778	55,88
KUWAIT	83.089.845	140.369.713	68,94	2.961.716	5.098.106	72,13
YEMEN	0	8.310.883	-	0	290.590	-
UNITED ARAB EMIRATES	104.191.993	78.112.940	-25,03	3.000.647	2.030.936	-32,32
MADAGASCAR	57.115.427	68.013.146	19,08	1.993.340	2.506.233	25,73
MOZAMBIQUE	127.195.436	109.271.942	-14,09	3.701.818	2.987.089	-19,31
TOGO	10.798.927	95.500.000	784,35	317.596	2.633.128	729,08
GHANA	339.762.649	484.887.350	42,71	9.759.729	13.348.070	36,77
LIBERIA	28.000.000	0	-100,00	793.800	0	-100,00
GUINEA	50.000	0	-100,00	2.600	0	-100,00
NIGERIA	36.600.400	35.090.457	-4,13	1.207.813	1.226.938	1,58
SIERRA LEONE	15.000.000	90.000.000	500,00	429.750	2.479.500	476,96
GABON	20.000.000	0	-100,00	573.000	0	-100,00
COTE D'IVOIRE	0	36.801.143	-	0	1.054.353	-
BENIN	98.350.000	90.000.000	-8,49	2.837.864	2.488.200	-12,32
SEYCHELLES	5.000.000	9.500.000	90,00	174.850	336.793	92,62
COMOROS	0	7.271	-	0	1.280	-
MAURITIUS	100.906.187	169.474.518	67,95	3.543.986	6.182.136	74,44
AUSTRALIA	104.570.928	98.420.011	-5,88	3.071.612	2.822.251	-8,12
NEW ZEALAND	40.000	40.000	0,00	3.288	3.478	5,78
MICRONESIA, FEDERATED STATES OF	119	0	-100,00	268	0	-100,00
VANUATU	600.000	2.750.000	358,33	22.680	113.004	398,25
AMERICAN SAMOA	4.400.000	3.300.000	-25,00	168.030	135.764	-19,20
COOK ISLANDS	2.804	0	-100,00	998	0	-100,00
SAMOA	3.700.000	6.300.000	70,27	141.000	258.796	83,54
SOLOMON ISLANDS	100.000	280.000	180,00	3.780	11.443	202,72
TONGA	760.000	320.000	-57,89	28.728	13.090	-54,43
CHRISTMAS ISLANDS	2.004.000	351.000	-82,49	85.792	14.926	-82,60
EAST TIMOR	4.303.715	39.288	-99,09	176.580	2.541	-98,56
UNITED STATES	56.296.069	0	-100,00	2.107.065	0	-100,00
PANAMA	11.400.000	0	-100,00	387.600	0	-100,00
BRAZIL	27.300.000	0	-100,00	709.800	0	-100,00
FRENCH POLYNESIA	16.657.500	14.482.500	-13,06	645.546	605.263	-6,24
UNITED KINGDOM	0	1.611	-	0	1.995	-
PORTUGAL	3.800.000	0	-100,00	153.825	0	-100,00
GREECE	0	1	-	0	10	-

TABEL 5. PERKEMBANGAN EKSPOR INDONESIA MENURUT KOMODITI DAN NEGARA TUJUAN

JENIS BARANG	BERAT BERSIH (KG)		PERUB	NILAI FOB (US \$)		PERUB
	JAN-MEI 2006	JAN-MEI 2007	%	JAN-MEI 2006	JAN-MEI 2007	%
(1)	(2)	(3)	(4)	(5)	(6)	(7)
<b>-DARI ROTAN</b>	<b>3.739.490</b>	<b>6.725.068</b>	<b>79,84</b>	<b>9.503.335</b>	<b>15.776.638</b>	<b>66,01</b>
JAPAN	323.608	227.329	-29,75	1.561.470	1.076.591	-31,05
HONG KONG	63	10.808	17.055,56	14	50.144	358.071,43
KOREA, REPUBLIC OF	194.578	337.800	73,61	606.187	945.170	55,92
TAIWAN	30.892	24.931	-19,30	79.984	61.809	-22,72
CHINA	174	16.341	9.291,38	176	84.456	47.886,36
THAILAND	1.154	4.107	255,89	5.874	9.799	66,82
SINGAPORE	10.206	2.361	-76,87	11.287	4.887	-56,70
PHILIPPINES	0	20.639	-	0	3.509	-
MALAYSIA	15.219	6.492	-57,34	13.732	7.878	-42,63
CAMBODIA	32	0	-100,00	1.278	0	-100,00
VIET NAM	0	81	-	0	122	-
MALDIVES	671	4.557	579,14	3.554	9.158	157,68
INDIA	2.586	758	-70,69	3.734	505	-86,48
SRI LANKA	2.900	0	-100,00	4.950	0	-100,00
IRAN (ISLAMIC REPUBLIC OF)	0	88	-	0	361	-
SAUDI ARABIA	1.534	0	-100,00	2.144	0	-100,00
KUWAIT	257	71	-72,37	406	225	-44,58
LEBANON	3.990	63	-98,42	8.514	70	-99,18
TURKEY	12.713	4.977	-60,85	43.612	17.894	-58,97
UNITED ARAB EMIRATES	648	0	-100,00	608	0	-100,00
CYPRUS	0	953	-	0	2.290	-
EGYPT	14.399	4.411	-69,37	13.946	8.793	-36,95
LIBYAN ARAB JAMAHIRIYA	0	722	-	0	960	-
TUNISIA	53.303	0	-100,00	94.423	0	-100,00
ALGERIA	8	740	9.150,00	60	681	1.035,00
REUNION	546	256	-53,11	1.052	319	-69,68
MOZAMBIQUE	71	0	-100,00	95	0	-100,00
U.S. VIRGIN ISLANDS	0	1.540	-	0	1.101	-
SEYCHELLES	1.398	10	-99,28	6.347	300	-95,27
UGANDA	0	8	-	0	64	-
SOUTH AFRICA	601	30.280	4.938,27	1.585	80.430	4.974,45
MAURITIUS	8	294	3.575,00	81	84	3,70
AUSTRALIA	113.619	94.176	-17,11	206.302	177.708	-13,86
NEW ZEALAND	16.035	11.736	-26,81	25.959	35.871	38,18
GUAM	564	0	-100,00	1.320	0	-100,00
PALAU	13	0	-100,00	1.800	0	-100,00
NEW CALEDONIA	0	708	-	0	764	-
SAINT VINCENT AND THE GRENADINES	714	0	-100,00	300	0	-100,00
VANUATU	1.275	767	-39,84	399	1.029	157,89
WALLIS AND FUTUNA ISLANDS	99	0	-100,00	111	0	-100,00
COOK ISLANDS	0	1.322	-	0	3.997	-
FIJI	5.397	1.682	-68,83	14.933	6.324	-57,65
SOLOMON ISLANDS	1.312	0	-100,00	2.978	0	-100,00
UNITED STATES	686.289	797.772	16,24	1.953.982	2.957.025	51,33
CANADA	7.901	12.477	57,92	24.685	59.428	140,75
MEXICO	4.804	3.010.641	62.569,46	11.267	5.719.688	50.664,96
NICARAGUA	0	669	-	0	502	-
PANAMA	983	0	-100,00	2.775	0	-100,00
CHILE	2.228	4.041	81,37	5.510	4.532	-17,75
VENEZUELA	14	91	550,00	17	148	770,59
ARGENTINA	1.187	1.212	2,11	983	4.478	355,54
BRAZIL	1.367	18.284	1.237,53	2.951	68.434	2.219,01
COLOMBIA	742	4.026	442,59	2.635	20.426	675,18
PERU	4	0	-100,00	108	0	-100,00
TRINIDAD AND TOBAGO	2	0	-100,00	69	0	-100,00
JAMAICA	0	1.503	-	0	3.290	-
PUERTO RICO	3	279	9.200,00	40	561	1.302,50
COSTA RICA	965	2.554	164,66	698	2.509	259,46
BARBADOS	291	0	-100,00	189	0	-100,00
ANTIGUA AND BARBUDA	286	0	-100,00	128	0	-100,00
ANGUILLA	0	210	-	0	726	-
FRENCH GUIANA	96	149	55,21	52	136	161,54
FRENCH POLYNESIA	5.978	29.687	396,60	10.740	16.614	54,69
MARTINIQUE	0	801	-	0	1.617	-
NETHERLANDS ANTILLES	56	4	-92,86	252	160	-36,51
GUADELOUPE	20	88	340,00	10	103	930,00
UNITED KINGDOM	326.613	208.210	-36,25	723.923	551.863	-23,77
NETHERLANDS	557.474	512.367	-8,09	1.150.842	1.252.420	8,83
FRANCE	80.952	527.061	551,08	204.674	1.029.523	403,01
GERMANY, FED. REP. OF	734.861	354.310	-51,79	1.452.137	454.222	-68,72
AUSTRIA	5.371	0	-100,00	21.988	0	-100,00
BELGIUM	153.070	152.753	-0,21	375.315	336.387	-10,37
SWITZERLAND	1.110	6.014	441,80	1.030	12.006	1.065,63
MONACO	2	0	-100,00	44	0	-100,00
DENMARK	34.904	9.137	-73,82	69.278	33.470	-51,69
NORWAY	43	169	293,02	80	157	96,25

TABEL 5. PERKEMBANGAN EKSPOR INDONESIA MENURUT KOMODITI DAN NEGARA TUJUAN

JENIS BARANG	BERAT BERSIH (KG)		PERUB	NILAI FOB (US \$)		PERUB
	JAN-MEI 2006	JAN-MEI 2007	%	JAN-MEI 2006	JAN-MEI 2007	%
(1)	(2)	(3)	(4)	(5)	(6)	(7)
SWEDEN	150.432	16.403	-89,10	365.043	98.837	-72,92
FINLAND	17.762	13.959	-21,41	57.035	78.209	37,12
IRELAND	0	6.628	-	0	6.204	-
ITALY	58.788	97.351	65,60	127.033	142.551	12,22
SPAIN	24.478	50.617	106,79	78.082	128.629	64,74
PORTUGAL	1.726	28.649	1.559,85	6.421	112.926	1.658,70
GREECE	23.211	38.153	64,37	42.334	64.478	52,31
HUNGARY	782	412	-47,31	2.439	987	-59,53
POLAND	6.672	1.414	-78,81	14.324	7.581	-47,07
ROMANIA	196	0	-100,00	400	0	-100,00
BULGARIA	1.273	104	-91,83	3.145	201	-93,61
YUGOSLAVIA	3.116	0	-100,00	5.613	0	-100,00
KAZAKHSTAN	463	677	46,22	1.641	1.385	-15,60
UKRAINE	1.190	103	-91,34	3.435	156	-95,46
UZBEKISTAN	0	273	-	0	721	-
LATVIA	122	0	-100,00	564	0	-100,00
ESTONIA	0	705	-	0	702	-
CROATIA	1.667	242	-85,48	5.441	277	-94,91
MALTA	0	1.196	-	0	1.140	-
SLOVENIA	2.209	1.628	-26,30	3.736	6.939	85,73
CZECH REPUBLIC	314	0	-100,00	1.039	0	-100,00
RUSSIA FEDERATION	26.886	1.037	-96,14	49.993	997	-98,01
<b>-DARI BAHAN LAINNYA</b>	<b>9.317.466</b>	<b>10.809.292</b>	<b>16,01</b>	<b>22.116.753</b>	<b>18.178.117</b>	<b>-17,81</b>
JAPAN	1.018.310	705.420	-30,73	4.149.742	3.636.280	-12,37
HONG KONG	12.067	7.180	-40,50	36.468	14.147	-61,21
KOREA, DEMOCRATIC PEOPLE'S REPL	1.489	0	-100,00	6.372	0	-100,00
KOREA, REPUBLIC OF	118.312	124.479	5,21	297.708	238.983	-19,73
TAIWAN	704.440	499.269	-29,13	215.702	198.297	-8,07
CHINA	1.074.316	1.199.353	11,64	214.692	271.439	26,43
PAPUA NEW GUINEA	0	39	-	0	22	-
THAILAND	12.657	48.688	284,67	24.146	85.993	256,14
SINGAPORE	28.760	41.970	45,93	34.178	59.766	74,87
PHILIPPINES	506	652	28,85	574	683	18,99
MALAYSIA	103.293	164.080	58,85	355.201	256.097	-27,90
CAMBODIA	0	148	-	0	1.980	-
BRUNEI DARUSSALAM	110	2.481	2.155,45	589	1.988	237,52
VIET NAM	150	0	-100,00	440	0	-100,00
MALDIVES	13.573	14.503	6,85	53.813	114.823	113,37
INDIA	3.054	20.327	565,59	8.380	38.392	358,14
PAKISTAN	0	3.247	-	0	5.641	-
BANGLADESH	1.845	0	-100,00	8.703	0	-100,00
SRI LANKA	12.013	11.386	-5,22	29.464	17.594	-40,29
IRAN (ISLAMIC REPUBLIC OF)	4.796	6.346	32,32	3.205	21.894	583,12
SAUDI ARABIA	62.695	8.410	-86,59	38.711	6.905	-82,16
KUWAIT	881	130	-85,24	1.245	595	-52,21
JORDAN	6.262	2.954	-52,83	7.978	6.460	-19,03
LEBANON	24.557	13.643	-44,44	8.232	10.588	28,62
YEMEN	122	0	-100,00	184	0	-100,00
OMAN	23	0	-100,00	837	0	-100,00
SYRIA ARAB REPUBLIC	0	11.200	-	0	1.238	-
TURKEY	109.012	68.978	-36,72	228.572	145.335	-36,42
UNITED ARAB EMIRATES	11.046	36.024	226,13	36.634	99.110	170,54
QATAR	0	170	-	0	363	-
BAHRAIN	60.000	197	-99,67	4.054	622	-84,66
CYPRUS	6.464	15.874	145,58	13.407	29.994	123,72
EGYPT	4.559	5.089	11,63	5.655	5.450	-3,63
LIBYAN ARAB JAMAHIRIYA	0	331	-	0	440	-
MOROCCO	11.806	7.562	-35,95	12.115	20.359	68,05
TUNISIA	14.043	10.371	-26,15	37.654	27.434	-27,14
ALGERIA	89	30	-66,29	600	87	-85,50
ERITREA	0	280	-	0	1.340	-
TANZANIA, UNITED REPUBLIC OF	186	948	409,68	713	1.705	139,13
MADAGASCAR	1.141	1.103	-3,33	639	968	51,49
KENYA	532	6.052	1.037,59	597	14.268	2.289,95
REUNION	35.045	28.272	-19,33	47.426	48.687	2,66
MOZAMBIQUE	0	12	-	0	24	-
GUINEA	0	185	-	0	1.307	-
CONGO	1	0	-100,00	52	0	-100,00
GABON	199	0	-100,00	758	0	-100,00
COTE D'IVOIRE	267	10.469	3.820,97	248	14.662	5.812,10
SENEGAL	608	726	19,41	1.651	1.858	12,54
SEYCHELLES	79.832	14.084	-82,36	46.596	43.480	-6,69
UGANDA	1	3	200,00	16	19	18,75
SOUTH AFRICA	56.075	60.285	7,51	78.005	73.537	-5,73
MAURITIUS	1.611	11.976	643,39	3.394	21.386	530,11
VIRGIN ISLANDS (BRITISH)	8	375	4.587,50	38	2.932	7.615,79
AUSTRALIA	484.420	476.453	-1,64	466.958	415.924	-10,93

TABEL 5. PERKEMBANGAN EKSPOR INDONESIA MENURUT KOMODITI DAN NEGARA TUJUAN

JENIS BARANG	BERAT BERSIH (KG)		PERUB	NILAI FOB (US \$)		PERUB
	JAN-MEI 2006	JAN-MEI 2007	%	JAN-MEI 2006	JAN-MEI 2007	%
(1)	(2)	(3)	(4)	(5)	(6)	(7)
NEW ZEALAND	36.798	32.004	-13,03	100.428	46.899	-53,30
MICRONESIA, FEDERATED STATES OF	135	0	-100,00	306	0	-100,00
GUAM	3.421	1.833	-46,42	11.175	7.660	-31,45
PALAU	4	0	-100,00	30	0	-100,00
NEW CALEDONIA	13.364	16.387	22,62	30.473	29.610	-2,83
NORTHERN MARIANA ISLANDS	639	71	-88,89	1.546	344	-77,75
SAINT VINCENT AND THE GRENADINES	1.822	2.619	43,74	765	3.273	327,84
VANUATU	1.459	2.166	48,46	1.051	2.066	96,57
WALLIS AND FUTUNA ISLANDS	985	1.014	2,94	1.253	2.191	74,86
COOK ISLANDS	28.139	11.864	-57,84	5.729	13.520	135,99
FIJI	27.323	3.939	-85,58	58.511	13.242	-77,37
MARSHALL ISLANDS	16	0	-100,00	41	0	-100,00
TONGA	162	0	-100,00	1.656	0	-100,00
EAST TIMOR	287	0	-100,00	178	0	-100,00
UNITED STATES	2.125.890	4.426.054	108,20	8.352.413	5.624.966	-32,65
CANADA	147.135	97.529	-33,71	530.376	239.788	-54,79
MEXICO	12.151	31.093	155,89	38.450	127.498	231,59
NICARAGUA	401	0	-100,00	174	0	-100,00
PANAMA	1.532	12.534	718,15	4.323	22.012	409,18
SURINAME	623	0	-100,00	2.942	0	-100,00
CHILE	8.735	2.670	-69,43	32.195	3.470	-89,22
VENEZUELA	379	1.131	198,42	489	3.869	691,21
ARGENTINA	34.950	35.949	2,86	88.579	59.752	-32,54
BRAZIL	32.389	29.655	-8,44	159.103	67.055	-57,85
COLOMBIA	9.179	41.731	354,64	11.688	126.679	983,84
BOLIVIA	0	20	-	0	34	-
URUGUAY	82	650	692,68	192	997	419,27
ECUADOR	0	12	-	0	33	-
PERU	635	0	-100,00	2.388	0	-100,00
BAHAMAS	9.274	777	-91,62	28.350	653	-97,70
JAMAICA	3.947	27.124	587,21	6.731	44.685	563,87
PUERTO RICO	3.088	3.310	7,19	7.727	9.678	25,25
BELIZE	450	0	-100,00	2.142	0	-100,00
DOMINICAN REPUBLIC	20.729	13.591	-34,43	40.326	21.284	-47,22
EL SALVADOR	16	0	-100,00	61	0	-100,00
COSTA RICA	4.435	5.700	28,52	4.221	7.856	86,12
HAITI	1.048	0	-100,00	711	0	-100,00
BARBADOS	963	3.737	288,06	1.286	1.911	48,60
ANTIGUA AND BARBUDA	2.757	1.123	-59,27	1.398	2.126	52,07
ANGUILLA	0	1.553	-	0	6.458	-
ARUBA	0	380	-	0	735	-
BERMUDA	116	53	-54,31	813	363	-55,35
CAYMAN ISLANDS	0	742	-	0	200	-
FALKLAND ISLANDS (MALVINAS)	0	730	-	0	956	-
FRENCH GUIANA	1.287	2.883	124,01	5.774	5.788	0,24
FRENCH POLYNESIA	20.376	36.880	81,00	69.427	58.428	-15,84
GRENADA	0	11.035	-	0	1.934	-
MARTINIQUE	6.496	4.896	-24,63	14.822	17.357	17,10
NETHERLANDS ANTILLES	379	262	-30,87	4.026	1.516	-62,34
SAINT LUCIA	0	215	-	0	7.590	-
TURKS AND CAICOS ISLANDS	1.137	889	-21,81	336	4.600	1.269,05
GUADELOUPE	8.087	10.945	35,34	17.886	40.144	124,44
SAINT KITTS AND NEVIS	18	0	-100,00	26	0	-100,00
UNITED KINGDOM	274.774	249.858	-9,07	1.045.506	789.604	-24,48
NETHERLANDS	484.858	212.661	-56,14	632.940	713.191	12,68
FRANCE	357.542	432.975	21,10	927.718	863.408	-6,93
GERMANY, FED. REP. OF	179.864	284.271	58,05	407.219	630.193	54,76
AUSTRIA	6.850	4.528	-33,90	29.972	24.584	-17,98
BELGIUM	112.428	88.575	-21,22	242.724	217.488	-10,40
SWITZERLAND	15.141	7.327	-51,61	47.969	25.156	-47,56
MONACO	47	0	-100,00	817	0	-100,00
DENMARK	29.629	45.731	54,35	81.113	131.274	61,84
NORWAY	1.807	10.187	463,75	5.275	27.310	417,73
SWEDEN	17.306	11.413	-34,05	56.117	36.454	-35,04
FINLAND	22.098	20.428	-7,56	49.643	42.526	-14,34
IRELAND	38.274	32.037	-16,30	75.974	32.300	-57,49
ITALY	509.607	373.560	-26,70	993.722	817.737	-17,71
SPAIN	345.308	294.787	-14,63	934.414	730.775	-21,79
PORTUGAL	9.946	13.154	32,25	37.218	21.607	-41,94
GREECE	83.438	85.174	2,08	142.707	186.610	30,76
HUNGARY	16.799	14.307	-14,83	18.365	32.874	79,00
POLAND	26.432	39.649	50,00	41.032	36.156	-11,88
ROMANIA	0	4.210	-	0	6.335	-
BULGARIA	14.758	18.881	27,94	24.898	35.824	43,88
YUGOSLAVIA	6.972	4	-99,94	14.951	47	-99,69
KAZAKHSTAN	0	260	-	0	366	-
UKRAINE	19.938	8.755	-56,09	31.886	64.323	101,73
LITHUANIA	120	113	-5,83	217	736	239,17

TABEL 5. PERKEMBANGAN EKSPOR INDONESIA MENURUT KOMODITI DAN NEGARA TUJUAN

JENIS BARANG	BERAT BERSIH (KG)		PERUB	NILAI FOB (US \$)		PERUB
	JAN-MEI 2006	JAN-MEI 2007	%	JAN-MEI 2006	JAN-MEI 2007	%
(1)	(2)	(3)	(4)	(5)	(6)	(7)
ESTONIA	0	2.449	-	0	3.691	-
GEORGIA	24	0	-100,00	119	0	-100,00
CROATIA	24.596	9.909	-59,71	25.025	34.563	38,11
MALTA	14.781	5.078	-65,65	66.425	23.902	-64,02
SLOVAKIA	280	1	-99,64	603	21	-96,52
SLOVENIA	10.367	4.503	-56,56	10.486	5.883	-43,90
CZECH REPUBLIC	20.619	1.480	-92,82	12.023	4.737	-60,60
RUSSIA FEDERATION	18.449	13.523	-26,70	34.812	48.126	38,25
<b>-DARI ROTAN</b>	<b>55.327.035</b>	<b>53.920.197</b>	<b>-2,54</b>	<b>150.337.560</b>	<b>148.970.333</b>	<b>-0,91</b>
JAPAN	6.378.326	6.153.202	-3,53	18.859.410	17.832.373	-5,45
HONG KONG	81.622	42.634	-47,77	115.206	135.567	17,67
KOREA, REPUBLIC OF	435.281	417.758	-4,03	694.639	615.743	-11,36
TAIWAN	529.332	516.702	-2,39	901.787	759.557	-15,77
CHINA	1.083.280	229.054	-78,86	343.807	702.956	104,46
PAPUA NEW GUINEA	67	3.034	4.428,36	192	4.782	2.390,63
THAILAND	146.609	56.555	-61,42	642.053	106.197	-83,46
SINGAPORE	487.579	340.792	-30,11	2.608.425	540.104	-79,29
PHILIPPINES	19.194	13.742	-28,40	41.814	57.263	36,95
MALAYSIA	950.235	821.464	-13,55	2.421.074	2.466.149	1,86
BRUNEI DARUSSALAM	7.999	1.882	-76,47	20.137	3.454	-82,85
VIET NAM	9.894	1.399	-85,86	69.714	7.469	-89,29
MALDIVES	55.954	55.621	-0,60	68.263	121.304	77,70
INDIA	49.902	78.054	56,41	122.790	102.772	-16,30
PAKISTAN	12.614	18.974	50,42	19.739	22.142	12,17
SRI LANKA	2.498	13.266	431,06	5.175	10.451	101,95
IRAN (ISLAMIC REPUBLIC OF)	117.134	29.476	-74,84	314.018	99.276	-68,39
SAUDI ARABIA	139.609	98.096	-29,74	224.620	137.375	-38,84
KUWAIT	183.218	84.776	-53,73	213.251	100.063	-53,08
JORDAN	34.490	32.182	-6,69	53.227	51.540	-3,17
LEBANON	181.116	125.185	-30,88	513.845	347.282	-32,42
YEMEN	3.029	3.077	1,58	6.365	3.555	-44,15
OMAN	40.840	11.789	-71,13	119.606	29.676	-75,19
SYRIA ARAB REPUBLIC	0	944	-	0	1.506	-
TURKEY	601.178	466.013	-22,48	1.793.132	1.467.632	-18,15
UNITED ARAB EMIRATES	140.929	349.450	147,96	363.012	995.796	174,31
QATAR	18.431	10.251	-44,38	46.689	75.998	62,77
BAHRAIN	11.498	34.402	199,20	16.801	106.048	531,20
CYPRUS	221.874	169.407	-23,65	829.637	608.291	-26,68
EGYPT	176.211	99.251	-43,67	332.255	225.897	-32,01
MOROCCO	89.463	74.325	-16,92	203.812	141.691	-30,48
TUNISIA	40.645	5.658	-86,08	137.630	17.438	-87,33
ALGERIA	0	2.848	-	0	7.870	-
SUDAN	29.077	4.708	-83,81	31.610	11.510	-63,59
NAMIBIA	2.363	7.950	236,44	10.585	14.355	35,62
TANZANIA, UNITED REPUBLIC OF	7.138	9.409	31,82	5.908	8.961	51,68
MADAGASCAR	2.535	1.433	-43,47	2.200	4.042	83,73
KENYA	19.992	6.809	-65,94	16.168	16.820	4,03
REUNION	89.990	151.330	68,16	165.992	290.871	75,23
MOZAMBIQUE	2.726	9.219	238,19	3.609	20.337	463,51
EQUATORIAL GUINEA	2.124	0	-100,00	1.665	0	-100,00
GHANA	28	0	-100,00	143	0	-100,00
GUINEA	0	3.190	-	0	7.872	-
ANGOLA	0	1.955	-	0	1.325	-
CONGO	23.376	58.024	148,22	19.668	60.600	208,11
CAMEROON	4.422	0	-100,00	10.265	0	-100,00
NIGERIA	0	17.636	-	0	22.959	-
GABON	27.836	0	-100,00	59.351	0	-100,00
COTE D'IVOIRE	473	2.267	379,28	435	3.177	630,34
SENEGAL	4.644	489	-89,47	3.653	3.514	-3,81
MAURITANIA	0	239	-	0	855	-
U.S. VIRGIN ISLANDS	0	10	-	0	284	-
SEYCHELLES	12.981	0	-100,00	24.484	0	-100,00
UGANDA	0	1.067	-	0	2.166	-
SOUTH AFRICA	613.227	511.128	-16,65	1.315.839	1.342.460	2,02
MAURITIUS	8.720	41.921	380,75	6.805	145.345	2.035,86
AUSTRALIA	1.328.034	1.296.770	-2,35	2.595.457	2.838.520	9,36
NEW ZEALAND	66.744	92.054	37,92	230.141	214.003	-7,01
GUAM	15.593	15.120	-3,03	76.842	40.302	-47,55
NEW CALEDONIA	9.891	17.102	72,90	21.044	37.573	78,54
NORTHERN MARIANA ISLANDS	0	349	-	0	1.278	-
SAINT VINCENT AND THE GRENADINES	1.310	2.924	123,21	550	5.670	930,91
VANUATU	21.425	1.700	-92,07	17.700	1.205	-93,19
WALLIS AND FUTUNA ISLANDS	0	4.092	-	0	6.456	-
BRITISH INDIAN OCEAN TERRITORY	6.384	0	-100,00	13.102	0	-100,00
FIJI	37.979	1.150	-96,97	114.813	2.805	-97,56
SAMOA	1.232	316	-74,35	2.860	960	-66,43
EAST TIMOR	2.950	0	-100,00	4.650	0	-100,00

TABEL 5. PERKEMBANGAN EKSPOR INDONESIA MENURUT KOMODITI DAN NEGARA TUJUAN

JENIS BARANG	BERAT BERSIH (KG)		PERUB	NILAI FOB (US \$)		PERUB
	JAN-MEI 2006	JAN-MEI 2007	%	JAN-MEI 2006	JAN-MEI 2007	%
(1)	(2)	(3)	(4)	(5)	(6)	(7)
UNITED STATES	6.305.867	6.130.724	-2,78	19.881.799	20.953.040	5,39
CANADA	368.090	455.833	23,84	1.338.016	1.152.007	-13,90
MEXICO	329.333	286.157	-13,11	752.070	661.279	-12,07
GUATEMALA	11.340	5.885	-48,10	45.727	21.745	-52,45
HONDURAS	6.294	0	-100,00	29.650	0	-100,00
NICARAGUA	4.850	4.013	-17,26	12.916	12.355	-4,34
PANAMA	63.713	103.800	62,92	107.034	236.183	120,66
CUBA	16.864	11.551	-31,50	26.640	38.729	45,38
SURINAME	6.100	29.474	383,18	16.068	40.166	149,98
CHILE	25.214	21.909	-13,11	95.161	90.280	-5,13
VENEZUELA	22.981	11.329	-50,70	81.331	35.396	-56,48
ARGENTINA	47.281	68.711	45,32	104.723	135.134	29,04
BRAZIL	116.596	86.004	-26,24	269.793	183.270	-32,07
COLOMBIA	14.997	129.679	764,70	48.787	386.617	692,46
BOLIVIA	4.368	779	-82,17	19.012	1.750	-90,80
URUGUAY	916	9.727	961,90	10.426	25.715	146,64
ECUADOR	11.321	12.500	10,41	31.946	64.740	102,65
PERU	3.899	11.353	191,18	8.817	19.474	120,87
GUYANA	4.155	0	-100,00	10.508	0	-100,00
TRINIDAD AND TOBAGO	2.498	1.051	-57,93	7.570	5.536	-26,87
BAHAMAS	11.771	8.527	-27,56	22.128	9.098	-58,88
JAMAICA	19.710	0	-100,00	54.248	0	-100,00
PUERTO RICO	60.011	29.766	-50,40	142.596	69.062	-51,57
BELIZE	4.996	0	-100,00	17.000	0	-100,00
DOMINICAN REPUBLIC	62.025	113.594	83,14	155.982	337.694	116,50
EL SALVADOR	11.778	6.099	-48,22	33.223	20.680	-37,75
COSTA RICA	17.542	79.047	350,62	37.042	133.607	260,69
HAITI	0	10.000	-	0	7.885	-
BARBADOS	27.432	9.496	-65,38	52.452	30.908	-41,07
ANTIGUA AND BARBUDA	0	11.090	-	0	32.879	-
ANGUILLA	0	476	-	0	1.413	-
ARUBA	7.135	10.430	46,18	15.838	4.227	-73,31
CAPE VERDE	0	4.806	-	0	10.046	-
DOMINICA	0	9.149	-	0	31.092	-
FALKLAND ISLANDS (MALVINAS)	0	4.400	-	0	5.742	-
FRENCH GUIANA	19.515	26.632	36,47	44.464	44.705	0,54
FRENCH POLYNESIA	55.300	101.044	82,72	94.035	216.869	130,63
GRENADA	3.099	7.468	140,98	9.286	22.450	141,76
MARTINIQUE	67.682	101.001	49,23	129.557	271.253	109,37
NETHERLANDS ANTILLES	16.897	122.890	627,29	37.746	254.096	573,17
SAINT LUCIA	0	1.950	-	0	5.845	-
TURKS AND CAICOS ISLANDS	0	189	-	0	622	-
GUADELOUPE	146.522	86.384	-41,04	263.232	230.680	-12,37
UNITED KINGDOM	3.513.716	5.005.835	42,47	12.303.511	10.996.812	-10,62
NETHERLANDS	3.427.594	2.829.445	-17,45	9.788.594	10.677.100	9,08
FRANCE	2.268.526	2.216.791	-2,28	5.320.271	5.343.160	0,43
GERMANY, FED. REP. OF	7.132.180	6.909.881	-3,12	19.021.165	19.038.528	0,09
AUSTRIA	214.882	147.891	-31,18	447.621	303.322	-32,24
BELGIUM	2.130.038	2.338.787	9,80	6.742.267	7.368.265	9,28
SWITZERLAND	190.249	77.530	-59,25	382.848	226.534	-40,83
DENMARK	486.821	304.885	-37,37	1.425.227	995.566	-30,15
NORWAY	208.370	153.106	-26,52	580.935	570.517	-1,79
SWEDEN	639.522	480.895	-24,80	1.863.883	1.217.983	-34,65
FINLAND	621.057	605.050	-2,58	1.390.772	1.554.815	11,80
IRELAND	96.916	305.889	215,62	191.179	766.347	300,85
ITALY	4.441.756	3.938.717	-11,33	10.793.200	9.732.948	-9,82
SPAIN	3.259.470	3.490.040	7,07	8.463.572	9.459.790	11,77
PORTUGAL	312.172	394.938	26,51	619.411	957.507	54,58
ICELAND	6.712	1.667	-75,16	17.094	1.712	-89,98
GREECE	1.655.629	1.081.478	-34,68	3.882.085	2.925.433	-24,64
HUNGARY	159.520	191.694	20,17	421.692	584.691	38,65
POLAND	540.473	766.205	41,77	1.576.049	1.882.168	19,42
ROMANIA	214.621	220.881	2,92	517.929	575.890	11,19
BULGARIA	32.784	73.765	125,00	74.101	187.110	152,51
YUGOSLAVIA	29.341	18.923	-35,51	34.240	38.791	13,29
AZERBAIJAN	3.300	0	-100,00	10.876	0	-100,00
BELARUS	6.188	7.937	28,26	13.869	24.101	73,78
KAZAKHSTAN	25.365	23.491	-7,39	79.094	43.219	-45,36
KYRGYZSTAN	3.879	2.196	-43,39	2.946	4.974	68,84
MOLDOVA, REPUBLIC OF	4.139	0	-100,00	7.396	0	-100,00
UKRAINE	131.466	290.424	120,91	392.928	748.472	90,49
UZBEKISTAN	0	5.656	-	0	13.978	-
LITHUANIA	15.066	18.484	22,69	48.730	49.500	1,58
LATVIA	50.202	106.231	111,61	157.558	265.121	68,27
ESTONIA	25.524	69.212	171,16	49.767	149.672	200,75
GEORGIA	3.896	6.683	71,53	12.986	17.905	37,88
CROATIA	101.609	173.820	71,07	219.665	420.528	91,44
BOSNIA AND HERZEGOVINA	3.340	0	-100,00	12.228	0	-100,00

TABEL 5. PERKEMBANGAN EKSPOR INDONESIA MENURUT KOMODITI DAN NEGARA TUJUAN

JENIS BARANG	BERAT BERSIH (KG)		PERUB	NILAI FOB (US \$)		PERUB
	JAN-MEI 2006	JAN-MEI 2007	%	JAN-MEI 2006	JAN-MEI 2007	%
	(1)	(2)	(3)	(4)	(5)	(6)
MALTA	3.000	9.200	206,67	7.608	39.968	425,34
SLOVAKIA	41.908	15.698	-62,54	269.888	128.075	-52,55
SLOVENIA	204.866	196.723	-3,97	420.687	487.671	15,92
CZECH REPUBLIC	185.114	79.871	-56,85	380.265	187.853	-50,60
REP. OF MACEDONIA	0	3.900	-	0	12.805	-
RUSSIA FEDERATION	444.487	609.837	37,20	1.528.936	2.155.791	41,00
<b>-DARI BAHAN LAINNYA</b>	<b>321.269.084</b>	<b>343.078.830</b>	<b>6,79</b>	<b>659.161.373</b>	<b>740.241.974</b>	<b>12,30</b>
JAPAN	35.002.605	37.695.985	7,69	57.777.438	62.469.737	8,12
HONG KONG	870.853	642.200	-26,26	1.012.428	1.322.151	30,59
KOREA, DEMOCRATIC PEOPLE'S REPL	7.284	0	-100,00	10.432	0	-100,00
KOREA, REPUBLIC OF	5.368.831	6.571.147	22,39	9.258.942	13.031.974	40,75
TAIWAN	3.269.586	3.973.840	21,54	5.448.928	6.920.297	27,00
CHINA	6.080.683	2.029.190	-66,63	4.731.278	2.271.592	-51,99
PAPUA NEW GUINEA	19.519	163	-99,16	35.018	473	-98,65
THAILAND	457.571	214.419	-53,14	604.873	395.015	-34,69
SINGAPORE	7.732.612	5.943.512	-23,14	7.637.493	6.519.121	-14,64
PHILIPPINES	878.770	670.615	-23,69	473.784	496.802	4,86
MALAYSIA	7.572.229	8.573.741	13,23	7.670.993	9.791.564	27,64
MYANMAR (FORM. BURMA)	8.628	384	-95,55	9.920	9.801	-1,20
CAMBODIA	6.286	10.080	60,36	4.165	84.055	1.918,13
BRUNEI DARUSSALAM	68.953	106.794	54,88	65.135	83.672	28,46
VIET NAM	280.070	123.466	-55,92	241.584	187.663	-22,32
MALDIVES	947.203	535.235	-43,49	996.101	975.264	-2,09
INDIA	1.139.795	1.178.309	3,38	1.180.389	1.639.314	38,88
PAKISTAN	51.609	0	-100,00	58.808	0	-100,00
BANGLADESH	52.977	18.630	-64,83	45.641	13.495	-70,43
SRI LANKA	351.754	212.466	-39,60	515.881	202.918	-60,67
AFGHANISTAN	286.906	77.316	-73,05	209.613	62.530	-70,17
IRAQ	171.862	0	-100,00	127.093	0	-100,00
IRAN (ISLAMIC REPUBLIC OF)	287.032	124.847	-56,50	383.155	297.900	-22,25
SAUDI ARABIA	1.974.571	1.160.942	-41,21	1.562.395	1.236.508	-20,86
KUWAIT	1.154.492	568.346	-50,77	1.109.344	901.487	-18,74
JORDAN	367.597	312.937	-14,87	464.653	516.130	11,08
LEBANON	405.737	554.874	36,76	543.135	813.450	49,77
YEMEN	220.637	284.600	28,99	220.311	346.897	57,46
OMAN	358.838	279.078	-22,23	257.440	250.532	-2,68
SYRIA ARAB REPUBLIC	3.011	17.579	483,83	10.495	51.490	390,61
TURKEY	1.846.501	1.639.389	-11,22	4.237.315	4.278.819	0,98
UNITED ARAB EMIRATES	12.450.774	20.788.476	66,97	9.405.287	14.475.065	53,90
QATAR	120.930	141.254	16,81	391.717	225.076	-42,54
BAHRAIN	406.463	355.366	-12,57	543.252	581.871	7,11
CYPRUS	402.409	291.105	-27,66	855.173	706.270	-17,41
EGYPT	373.947	506.695	35,50	442.810	579.908	30,96
LIBYAN ARAB JAMAHIRIYA	297.521	167.203	-43,80	248.555	135.318	-45,56
MOROCCO	607.687	511.882	-15,77	506.460	587.178	15,94
TUNISIA	37.701	43.393	15,10	175.706	215.544	22,67
ALGERIA	140.853	75.429	-46,45	124.087	79.333	-36,07
SUDAN	834.947	324.253	-61,16	710.164	255.654	-64,00
NAMIBIA	12.409	4.664	-62,41	9.382	22.660	141,53
ETHIOPIA	21.357	177.729	732,18	22.273	166.321	646,74
TANZANIA, UNITED REPUBLIC OF	280.618	391.295	39,44	274.811	410.435	49,35
MADAGASCAR	21.349	23.486	10,01	19.819	30.602	54,41
KENYA	234.499	201.228	-14,19	155.829	155.245	-0,37
REUNION	810.398	956.005	17,97	1.277.068	1.548.685	21,27
MOZAMBIQUE	23.956	82.350	243,76	45.830	133.654	191,63
BOTSWANA	47.204	0	-100,00	51.531	0	-100,00
EQUATORIAL GUINEA	12.395	18.645	50,42	12.302	11.958	-2,80
TOGO	6.753	12.295	82,07	12.491	9.321	-25,38
GHANA	23.557	137.353	483,07	24.159	185.238	666,75
GUINEA	3.985	0	-100,00	26.190	0	-100,00
ANGOLA	101.427	268.477	164,70	70.628	283.959	302,05
CONGO	75.251	55.890	-25,73	96.081	57.696	-39,95
CAMEROON	14.685	12.650	-13,86	36.909	5.695	-84,57
NIGERIA	103.131	64.504	-37,45	118.342	89.790	-24,13
SIERRA LEONE	12.995	0	-100,00	12.561	0	-100,00
GABON	77.443	50.837	-34,36	96.469	67.909	-29,61
COTE D'IVOIRE	887	113.132	12.654,45	818	120.905	14.680,56
SENEGAL	1.288	9.765	658,15	3.464	19.323	457,82
MAURITANIA	0	69.848	-	0	139.875	-
MALI	9.246	6.024	-34,85	8.573	11.991	39,87
BENIN	156.136	172.223	10,30	195.642	178.528	-8,75
BURKINA FASO	0	5.836	-	0	11.990	-
GAMBIA	0	5.836	-	0	11.990	-
U.S. VIRGIN ISLANDS	58.209	57.462	-1,28	178.821	99.846	-44,16
SEYCHELLES	21.370	63.544	197,35	34.470	91.506	165,47
UGANDA	33.136	25.030	-24,46	24.102	27.332	13,40
DJIBOUTI	433.890	309.491	-28,67	299.374	157.292	-47,46



TABEL 5. PERKEMBANGAN EKSPOR INDONESIA MENURUT KOMODITI DAN NEGARA TUJUAN

JENIS BARANG	BERAT BERSIH (KG)		PERUB	NILAI FOB (US \$)		PERUB
	JAN-MEI 2006	JAN-MEI 2007	%	JAN-MEI 2006	JAN-MEI 2007	%
(1)	(2)	(3)	(4)	(5)	(6)	(7)
SOUTH AFRICA	1.869.523	2.244.327	20,05	2.570.695	4.099.551	59,47
ZAMBIA	106.592	23.076	-78,35	67.735	25.304	-62,64
MAURITIUS	182.905	234.268	28,08	232.068	370.769	59,77
RWANDA	90.317	73.338	-18,80	93.769	73.260	-21,87
VIRGIN ISLANDS (BRITISH)	9.394	10.731	14,23	33.525	43.185	28,81
AUSTRALIA	12.064.032	11.630.021	-3,60	18.569.901	18.830.503	1,40
NEW ZEALAND	1.165.527	917.076	-21,32	1.790.663	1.835.553	2,51
MICRONESIA, FEDERATED STATES OF	2.199	0	-100,00	4.950	0	-100,00
GUAM	91.717	45.400	-50,50	263.794	71.087	-73,05
NEW CALEDONIA	361.265	414.996	14,87	631.807	666.925	5,56
NORTHERN MARIANA ISLANDS	443	0	-100,00	792	0	-100,00
SAINT VINCENT AND THE GRENADINES	10.688	20.870	95,27	22.801	60.636	165,94
VANUATU	17.141	20.927	22,09	11.491	19.530	69,96
WALLIS AND FUTUNA ISLANDS	12.033	10.882	-9,57	11.401	13.907	21,98
AMERICAN SAMOA	580	8.696	1.399,31	1.000	70.435	6.943,50
COOK ISLANDS	34.194	28.806	-15,76	58.376	52.617	-9,87
FIJI	136.018	67.208	-50,59	351.377	116.268	-66,91
MARSHALL ISLANDS	2.059	0	-100,00	2.440	0	-100,00
SOLOMON ISLANDS	0	50	-	0	665	-
TONGA	17	631	3.611,76	185	779	321,08
EAST TIMOR	59.071	22.203	-62,41	117.719	59.757	-49,24
UNITED STATES	80.765.881	85.789.662	6,22	224.690.960	246.492.758	9,70
CANADA	5.173.423	4.730.354	-8,56	11.911.444	11.496.824	-3,48
MEXICO	693.443	699.652	0,90	1.225.128	1.440.881	17,61
GUATEMALA	55.722	57.764	3,66	104.891	103.008	-1,80
HONDURAS	8.493	7.632	-10,14	2.265	10.785	376,16
NICARAGUA	7.921	6.310	-20,34	6.967	4.732	-32,08
PANAMA	170.896	437.798	156,18	439.336	893.383	103,35
CUBA	7.202	0	-100,00	3.196	0	-100,00
SURINAME	20.232	52.137	157,70	28.599	77.617	171,40
CHILE	141.634	64.810	-54,24	191.688	113.712	-40,68
VENEZUELA	59.269	66.559	12,30	104.143	171.785	64,95
ARGENTINA	125.039	181.516	45,17	227.665	386.226	69,65
BRAZIL	106.748	160.296	50,16	171.750	355.729	107,12
COLOMBIA	76.752	89.355	16,42	165.508	133.087	-19,59
BOLIVIA	12.376	22.075	78,37	26.764	54.845	104,92
URUGUAY	14.498	5.751	-60,33	20.960	45.590	117,51
PARAGUAY	2.268	0	-100,00	1.691	0	-100,00
ECUADOR	4.228	58.290	1.278,67	1.280	143.667	11.123,98
PERU	5.999	7.439	24,00	7.699	9.531	23,80
GUYANA	0	3.039	-	0	10.387	-
TRINIDAD AND TOBAGO	60.541	13.497	-77,71	64.248	29.411	-54,22
BAHAMAS	66.785	48.520	-27,35	112.579	170.224	51,20
JAMAICA	79.847	113.611	42,29	106.571	161.242	51,30
PUERTO RICO	347.042	475.841	37,11	814.863	968.923	18,91
BELIZE	317	0	-100,00	1.533	0	-100,00
DOMINICAN REPUBLIC	328.339	278.120	-15,29	558.614	510.820	-8,56
EL SALVADOR	15.353	9.111	-40,66	41.818	17.643	-57,81
COSTA RICA	82.855	104.467	26,08	99.306	168.703	69,88
HAITI	4.721	0	-100,00	3.201	0	-100,00
BARBADOS	36.425	33.278	-8,64	56.376	45.218	-19,79
ANTIGUA AND BARBUDA	49.036	23.503	-52,07	88.475	53.494	-39,54
ANGUILLA	0	8.153	-	0	31.998	-
ARUBA	50.786	75.565	48,79	90.522	162.949	80,01
BERMUDA	18.863	9.402	-50,16	73.836	39.085	-47,07
CAYMAN ISLANDS	28.385	47.776	68,31	40.912	118.356	189,29
DOMINICA	0	12.625	-	0	24.415	-
FALKLAND ISLANDS (MALVINAS)	8.048	1.859	-76,90	26.330	2.427	-90,78
FRENCH GUIANA	52.425	44.072	-15,93	104.833	100.921	-3,73
FRENCH POLYNESIA	432.509	451.386	4,36	595.733	659.067	10,63
GRENADA	0	12.709	-	0	13.148	-
MARTINIQUE	155.888	161.344	3,50	198.893	351.669	76,81
NETHERLANDS ANTILLES	172.971	146.453	-15,33	362.122	308.172	-14,90
NORFOLK ISLANDS	14.435	33	-99,77	20.018	186	-99,07
SAINT LUCIA	31.307	22.325	-28,69	108.623	35.228	-67,57
SAN MARINO	3.744	0	-100,00	16.576	0	-100,00
TURKS AND CAICOS ISLANDS	18.287	7.361	-59,75	30.281	22.420	-25,96
GUADELOUPE	239.744	126.178	-47,37	333.989	303.104	-9,25
SAINT KITTS AND NEVIS	2.032	0	-100,00	2.880	0	-100,00
UNITED KINGDOM	20.946.821	25.862.198	23,47	38.591.066	44.747.729	15,95
NETHERLANDS	19.636.609	20.568.547	4,75	43.638.262	54.008.292	23,76
FRANCE	17.080.598	17.612.998	3,12	39.624.351	42.878.942	8,21
GERMANY, FED. REP. OF	12.328.408	12.590.002	2,12	29.615.236	29.191.917	-1,43
AUSTRIA	302.149	331.735	9,79	879.029	1.032.648	17,48
BELGIUM	10.734.559	12.518.963	16,62	30.263.048	37.419.998	23,65
SWITZERLAND	387.030	433.912	12,11	1.221.004	995.039	-18,51
LUXEMBOURG	14.740	6.428	-56,39	88.534	19.162	-78,36
DENMARK	3.925.439	3.435.914	-12,47	11.760.794	12.171.638	3,49

TABEL 5. PERKEMBANGAN EKSPOR INDONESIA MENURUT KOMODITI DAN NEGARA TUJUAN

JENIS BARANG	BERAT BERSIH (KG)		PERUB	NILAI FOB (US \$)		PERUB
	JAN-MEI 2006	JAN-MEI 2007	%	JAN-MEI 2006	JAN-MEI 2007	%
(1)	(2)	(3)	(4)	(5)	(6)	(7)
NORWAY	422.942	1.812.689	328,59	1.129.895	4.310.077	281,46
SWEDEN	2.936.356	2.983.820	1,62	6.990.393	8.251.639	18,04
FINLAND	957.221	945.121	-1,26	1.966.145	3.044.810	54,86
IRELAND	2.204.901	2.688.525	21,93	4.700.688	5.739.516	22,10
ITALY	10.549.123	10.494.805	-0,51	21.947.499	23.964.175	9,19
SPAIN	12.691.863	13.440.396	5,90	26.049.646	27.970.536	7,37
PORTUGAL	645.652	1.232.001	90,82	1.220.784	2.098.541	71,90
ICELAND	22.786	15.055	-33,93	66.655	55.874	-16,17
GREECE	1.565.960	2.622.171	67,45	3.467.106	6.123.929	76,63
DEMOCRATIC REPUBLIC OF THE CONG	26.385	37.872	43,54	35.929	26.494	-26,26
HUNGARY	249.744	122.494	-50,95	325.710	294.289	-9,65
POLAND	476.681	548.906	15,15	848.553	1.100.137	29,65
ROMANIA	55.504	76.554	37,93	68.315	124.061	81,60
BULGARIA	31.181	114.373	266,80	46.905	206.637	340,54
YUGOSLAVIA	40.596	29.741	-26,74	118.117	54.176	-54,13
ALBANIA	0	6.237	-	0	3.550	-
ARMENIA	0	19.981	-	0	22.837	-
AZERBAIJAN	0	164	-	0	1.645	-
BELARUS	399	936	134,59	386	3.300	754,92
UKRAINE	162.104	361.188	122,81	325.135	801.131	146,40
UZBEKISTAN	0	65	-	0	150	-
LITHUANIA	37.992	27.968	-26,38	66.941	71.778	7,23
LATVIA	84.108	160.218	90,49	213.264	396.415	85,88
ESTONIA	110.952	100.843	-9,11	205.976	229.312	11,33
GEORGIA	14.467	20.624	42,56	22.838	63.004	175,87
CROATIA	432.404	369.082	-14,64	766.398	771.237	0,63
BOSNIA AND HERZEGOVINA	0	3.527	-	0	8.913	-
MALTA	81.375	99.017	21,68	178.502	253.347	41,93
SLOVAKIA	53.286	87.492	64,19	37.737	82.503	118,63
SLOVENIA	241.310	304.831	26,32	444.797	452.698	1,78
CZECH REPUBLIC	190.043	250.563	31,85	380.724	904.203	137,50
REP. OF MACEDONIA	0	1.599	-	0	4.010	-
RUSSIA FEDERATION	143.164	277.402	93,77	318.126	625.970	96,77
<b>-AN ORGANIK</b>	<b>681.414.632</b>	<b>714.168.560</b>	<b>4,81</b>	<b>208.479.797</b>	<b>201.008.219</b>	<b>-3,58</b>
JAPAN	116.891.976	67.937.960	-41,88	39.340.281	21.079.711	-46,42
HONG KONG	569.999	422.471	-25,88	71.149	78.237	9,96
KOREA, DEMOCRATIC PEOPLE'S REPL	15.024.261	0	-100,00	4.845.624	0	-100,00
KOREA, REPUBLIC OF	125.938.075	143.513.323	13,96	34.151.853	39.532.322	15,75
TAIWAN	175.202.906	155.502.243	-11,24	51.897.363	43.690.180	-15,81
CHINA	22.640.169	22.000.601	-2,82	10.650.074	8.177.450	-23,22
PAPUA NEW GUINEA	78.849	48.140	-38,95	15.395	11.855	-22,99
THAILAND	49.081.884	49.215.512	0,27	16.490.064	13.019.735	-21,04
SINGAPORE	19.606.951	15.798.883	-19,42	6.432.389	5.885.208	-8,51
PHILIPPINES	19.555.226	37.617.898	92,37	4.908.975	10.126.074	106,28
MALAYSIA	36.313.011	40.045.334	10,28	11.792.528	10.866.395	-7,85
MYANMAR (FORM. BURMA)	1.028.306	360.000	-64,99	220.880	152.979	-30,74
CAMBODIA	1.910	0	-100,00	16.020	0	-100,00
BRUNEI DARUSSALAM	3.046.000	3.805.000	24,92	379.580	488.315	28,65
NEPAL	0	20.000	-	0	8.730	-
VIET NAM	24.156.014	21.007.298	-13,03	8.907.037	7.072.486	-20,60
MALDIVES	7.583	18.679	146,33	1.125	6.780	502,67
INDIA	30.557.295	102.533.292	235,54	6.534.028	25.717.178	293,59
PAKISTAN	701.814	1.536.255	118,90	227.221	396.975	74,71
BANGLADESH	8.204.169	5.288.506	-35,54	1.108.185	931.734	-15,92
SRI LANKA	1.856.699	2.119.432	14,15	550.580	606.516	10,16
IRAN (ISLAMIC REPUBLIC OF)	0	200.000	-	0	182.000	-
SAUDI ARABIA	549.795	500.216	-9,02	386.646	341.871	-11,58
OMAN	0	6	-	0	1.400	-
TURKEY	59.030	58.107	-1,56	59.434	22.501	-62,14
UNITED ARAB EMIRATES	12.062	4.648	-61,47	21.481	6.230	-71,00
BAHRAIN	0	15.980	-	0	25.700	-
EGYPT	0	648.100	-	0	69.649	-
SUDAN	107.250	64.350	-40,00	18.662	11.326	-39,31
TANZANIA, UNITED REPUBLIC OF	451.202	1.750.000	287,85	40.695	174.505	328,81
MADAGASCAR	227.500	260.000	14,29	33.639	31.416	-6,61
KENYA	204.000	1.984.000	872,55	25.120	202.910	707,76
GUINEA	44.000	72.000	63,64	6.424	31.680	393,15
NIGERIA	17.375	71.436	311,14	39.628	94.575	138,66
SOUTH AFRICA	1.379.484	422.299	-69,39	408.617	235.885	-42,27
MAURITIUS	1.424.600	2.261.144	58,72	145.940	244.146	67,29
AUSTRALIA	17.945.788	31.474.204	75,38	5.626.929	8.631.351	53,39
NEW ZEALAND	525.417	359.104	-31,65	364.723	278.284	-23,70
FIJI	246	0	-100,00	2.670	0	-100,00
EAST TIMOR	224	20	-91,07	18	8	-55,56
UNITED STATES	4.890.942	1.817.633	-62,84	1.439.013	636.832	-55,75
CANADA	0	75.000	-	0	54.750	-
MEXICO	0	40.000	-	0	13.000	-

TABEL 5. PERKEMBANGAN EKSPOR INDONESIA MENURUT KOMODITI DAN NEGARA TUJUAN

JENIS BARANG	BERAT BERSIH (KG)		PERUB	NILAI FOB (US \$)		PERUB
	JAN-MEI 2006	JAN-MEI 2007	%	JAN-MEI 2006	JAN-MEI 2007	%
(1)	(2)	(3)	(4)	(5)	(6)	(7)
GUATEMALA	20.000	0	-100,00	9.000	0	-100,00
BRAZIL	0	1	-	0	2	-
UNITED KINGDOM	248.081	349.000	40,68	106.761	118.359	10,86
NETHERLANDS	22.200	132.205	495,52	8.412	47.284	462,10
FRANCE	290.315	449.000	54,66	103.019	184.459	79,05
GERMANY, FED. REP. OF	262.051	710.052	170,96	88.842	479.505	439,73
AUSTRIA	0	1.000	-	0	500	-
BELGIUM	465.024	329.155	-29,22	155.386	110.200	-29,08
DENMARK	80.003	20.000	-75,00	28.619	7.000	-75,54
SWEDEN	16.585	84.779	411,18	69.753	67.811	-2,78
FINLAND	99.861	200.300	100,58	39.580	77.832	96,64
ITALY	954.500	758.854	-20,50	308.961	500.913	62,13
SPAIN	188.000	154.000	-18,09	63.958	55.396	-13,39
PORTUGAL	66.000	22.000	-66,67	21.516	7.348	-65,85
GREECE	0	9.140	-	0	182.001	-
DEMOCRATIC REPUBLIC OF THE CONC	0	40.000	-	0	16.990	-
ROMANIA	400.000	0	-100,00	316.000	0	-100,00
LITHUANIA	0	40.000	-	0	13.740	-
<b>-ORGANIK</b>	<b>842.768.633</b>	<b>1.491.331.230</b>	<b>76,96</b>	<b>597.891.295</b>	<b>969.290.344</b>	<b>62,12</b>
JAPAN	104.758.527	195.298.543	86,43	51.845.035	85.261.368	64,45
HONG KONG	4.417.827	7.326.771	65,85	10.475.147	11.818.278	12,82
KOREA, REPUBLIC OF	62.686.253	67.560.719	7,78	30.683.542	56.353.931	83,66
TAIWAN	16.076.221	83.720.895	420,77	11.512.251	72.968.195	533,83
CHINA	231.187.087	539.871.250	133,52	177.123.509	214.592.099	21,15
PAPUA NEW GUINEA	0	41.069	-	0	51.328	-
THAILAND	55.735.518	130.754.094	134,60	28.945.544	121.445.871	319,57
SINGAPORE	18.440.068	62.857.510	240,87	18.496.830	54.896.046	196,79
PHILIPPINES	15.242.723	16.666.061	9,34	8.084.139	10.499.139	29,87
MALAYSIA	138.699.648	147.987.600	6,70	60.782.552	89.055.873	46,52
MYANMAR (FORM. BURMA)	412.762	550.970	33,48	246.612	419.281	70,02
CAMBODIA	656.049	1.292.929	97,08	782.850	1.624.858	107,56
BRUNEI DARUSSALAM	18.168	18.266	0,54	20.859	20.248	-2,93
LAO PEOPLE'S DEMOCRATIC REPUBLI	0	690	-	0	495	-
NEPAL	183.761	45.000	-75,51	184.173	41.900	-77,25
VIET NAM	15.781.017	28.885.807	83,04	11.598.759	27.250.719	134,95
INDIA	32.896.939	29.900.472	-9,11	26.326.429	27.768.654	5,48
PAKISTAN	3.256.703	7.728.512	137,31	3.964.074	8.377.984	111,35
BANGLADESH	1.473.871	1.503.139	1,99	1.137.536	1.287.934	13,22
SRI LANKA	209.992	1.128.371	437,34	274.782	1.160.295	322,26
AFGHANISTAN	50.746	0	-100,00	191.877	0	-100,00
IRAN (ISLAMIC REPUBLIC OF)	1.170.949	1.475.100	25,97	1.173.507	1.569.663	33,76
SAUDI ARABIA	730.569	1.373.375	87,99	990.073	2.280.932	130,38
KUWAIT	15.334	47.077	207,01	79.869	144.660	81,12
JORDAN	571.129	608.088	6,47	458.600	403.793	-11,95
LEBANON	0	35.000	-	0	48.024	-
YEMEN	9.949	0	-100,00	24.198	0	-100,00
OMAN	1.852	1.933	4,37	21.700	19.000	-12,44
SYRIA ARAB REPUBLIC	0	252.146	-	0	300.971	-
TURKEY	1.081.543	19.737.957	1.724,98	1.134.232	17.555.221	1.447,76
UNITED ARAB EMIRATES	1.253.120	298.910	-76,15	1.273.440	406.002	-68,12
QATAR	1.326	5.237.875	394.913,20	5.502	5.661.866	102.805,60
EGYPT	1.277.271	876.550	-31,37	924.345	711.650	-23,01
MOROCCO	286.400	260.000	-9,22	234.262	322.100	37,50
TUNISIA	20.000	0	-100,00	12.900	0	-100,00
ALGERIA	37.500	18.750	-50,00	65.428	36.413	-44,35
SUDAN	1.917	106.212	5.440,53	19.800	68.416	245,54
ETHIOPIA	3.230	0	-100,00	52.173	0	-100,00
TANZANIA, UNITED REPUBLIC OF	20.000	410.675	1.953,38	12.358	217.859	1.662,90
MADAGASCAR	104.792	0	-100,00	129.497	0	-100,00
KENYA	89.160	245.316	175,14	90.945	174.903	92,32
MOZAMBIQUE	40.000	0	-100,00	26.000	0	-100,00
GHANA	258.080	331.000	28,25	231.103	214.511	-7,18
GUINEA	0	1	-	0	10	-
CAMEROON	21.600	21.600	0,00	7.236	10.212	41,13
NIGERIA	3.320.352	7.539.446	127,07	2.199.922	4.395.983	99,82
SIERRA LEONE	229.156	106.142	-53,68	248.137	130.556	-47,39
COTE D'IVOIRE	302.400	126.400	-58,20	113.373	61.504	-45,75
SENEGAL	0	2.941	-	0	22.620	-
BENIN	0	14.690	-	0	35.675	-
DJIBOUTI	20.000	0	-100,00	13.200	0	-100,00
SAINT HELENA	63.000	0	-100,00	52.486	0	-100,00
SWAZILAND	0	700	-	0	48.287	-
SOUTH AFRICA	1.505.225	1.471.605	-2,23	1.525.927	1.332.291	-12,69
ZAMBIA	0	300.000	-	0	174.900	-
MALAWI	140.000	142.000	1,43	88.400	83.850	-5,15
MAURITIUS	67.750	100.873	48,89	83.357	125.076	50,05
AUSTRALIA	10.640.209	9.244.509	-13,12	10.303.348	9.697.720	-5,88

TABEL 5. PERKEMBANGAN EKSPOR INDONESIA MENURUT KOMODITI DAN NEGARA TUJUAN

JENIS BARANG	BERAT BERSIH (KG)		PERUB	NILAI FOB (US \$)		PERUB
	JAN-MEI 2006	JAN-MEI 2007	%	JAN-MEI 2006	JAN-MEI 2007	%
(1)	(2)	(3)	(4)	(5)	(6)	(7)
NEW ZEALAND	1.055.043	1.325.365	25,62	968.982	1.334.658	37,74
NEW CALEDONIA	0	1.149	-	0	1.370	-
AMERICAN SAMOA	0	1.060	-	0	1.513	-
FIJI	20.387	244	-98,80	23.017	2.436	-89,42
SOLOMON ISLANDS	310	1.693	446,13	5.502	2.148	-60,96
TOKELAU	100.000	0	-100,00	102.100	0	-100,00
EAST TIMOR	159.268	50.762	-68,13	183.561	97.736	-46,76
UNITED STATES	25.402.526	21.975.355	-13,49	25.039.578	23.019.506	-8,07
CANADA	1.770.227	1.354.045	-23,51	1.502.721	1.533.112	2,02
MEXICO	691.291	660.491	-4,46	798.552	1.207.121	51,16
GUATEMALA	39.960	52.499	31,38	14.080	74.003	425,59
CHILE	320.826	1.270.700	296,07	263.152	1.185.552	350,52
VENEZUELA	177.999	367.499	106,46	231.780	475.491	105,15
ARGENTINA	1.057.678	1.008.509	-4,65	972.201	1.046.037	7,59
BRAZIL	3.441.357	2.234.329	-35,07	2.932.673	2.373.219	-19,08
COLOMBIA	536.598	1.151.268	114,55	618.634	1.504.150	143,14
URUGUAY	18.400	70.500	283,15	381.635	218.296	-42,80
PARAGUAY	12.000	60.000	400,00	24.600	35.174	42,98
ECUADOR	69.200	0	-100,00	88.280	0	-100,00
PERU	221.400	548.400	147,70	416.150	635.906	52,81
TRINIDAD AND TOBAGO	262	0	-100,00	2.328	0	-100,00
JAMAICA	10.917	12.177	11,54	10.641	10.297	-3,23
PUERTO RICO	8.000	500	-93,75	557.769	26.340	-95,28
DOMINICAN REPUBLIC	77.698	87.500	12,62	67.762	107.563	58,74
EL SALVADOR	19.500	0	-100,00	5.265	0	-100,00
COSTA RICA	21.600	52.506	143,08	7.560	71.303	843,16
DOMINICA	108.000	21.600	-80,00	39.280	9.878	-74,85
UNITED KINGDOM	6.257.365	5.012.449	-19,90	5.424.660	5.577.155	2,81
NETHERLANDS	13.937.665	16.075.961	15,34	16.481.856	19.324.167	17,25
FRANCE	1.366.734	1.403.546	2,69	2.108.213	1.919.487	-8,95
GERMANY, FED. REP. OF	9.926.181	9.324.209	-6,06	12.756.902	13.539.822	6,14
AUSTRIA	2.550	0	-100,00	181.744	0	-100,00
BELGIUM	24.068.690	24.128.156	0,25	33.796.370	30.837.258	-8,76
SWITZERLAND	103.656	127.913	23,40	191.403	364.044	90,20
DENMARK	51.000	40.000	-21,57	29.436	76.314	159,25
NORWAY	224.600	85.317	-62,01	154.853	118.138	-23,71
SWEDEN	623.999	660.000	5,77	827.937	905.653	9,39
FINLAND	1.062.778	782.210	-26,40	1.500.149	1.086.620	-27,57
IRELAND	129.454	7.236	-94,41	210.806	311.801	47,91
ITALY	10.462.276	12.504.560	19,52	9.761.511	11.826.895	21,16
SPAIN	7.894.907	5.436.239	-31,14	8.730.916	6.199.061	-29,00
PORTUGAL	411.815	587.687	42,71	409.799	587.885	43,46
GREECE	137.800	233.644	69,55	216.861	285.546	31,67
DEMOCRATIC REPUBLIC OF THE CONG	135.025	110.400	-18,24	188.003	163.920	-12,81
HUNGARY	88.348	85.848	-2,83	183.498	197.328	7,54
POLAND	66.000	1.866.000	2.727,27	100.667	2.247.414	2.132,52
ROMANIA	35.250	70.000	98,58	43.251	87.149	101,50
BULGARIA	293.819	207.535	-29,37	260.808	164.000	-37,12
UKRAINE	137.550	228.750	66,30	197.484	319.658	61,87
LITHUANIA	69.000	155.980	126,06	89.702	217.768	142,77
LATVIA	35.000	52.500	50,00	43.476	69.841	60,64
ESTONIA	14.399	78.000	441,70	11.072	48.945	342,06
CROATIA	0	3	-	0	6	-
SLOVENIA	395.998	362.497	-8,46	465.195	468.146	0,63
CZECH REPUBLIC	306.000	585.000	91,18	333.358	663.162	98,93
RUSSIA FEDERATION	3.722.634	5.285.900	41,99	3.661.744	5.561.188	51,87
<b>-LAINNYA</b>	<b>148.021.267</b>	<b>570.219.838</b>	<b>285,23</b>	<b>62.397.528</b>	<b>232.544.372</b>	<b>272,68</b>
JAPAN	6.299.598	37.205.984	490,61	3.694.577	20.117.557	444,52
HONG KONG	300	132.640	44.113,33	200	226.005	112.902,50
KOREA, REPUBLIC OF	52.411.125	64.934.962	23,90	29.086.279	37.259.988	28,10
TAIWAN	2.092.446	48.889.882	2.236,49	1.596.200	23.941.256	1.399,89
CHINA	18.485.810	29.286.270	58,43	6.206.151	14.350.057	131,22
THAILAND	8.622.868	20.925.017	142,67	4.914.845	8.231.079	67,47
SINGAPORE	59.569.621	367.342.555	516,66	16.324.856	126.775.711	676,58
PHILIPPINES	171.976	460.542	167,79	175.618	521.283	196,83
MALAYSIA	240.806	218.007	-9,47	265.530	229.913	-13,41
MYANMAR (FORM. BURMA)	86.485	619.662	616,50	74.150	609.403	721,85
CAMBODIA	0	227	-	0	1.893	-
BRUNEI DARUSSALAM	0	16.541	-	0	17.041	-
VIET NAM	3.002	33.419	1.013,22	8.414	48.307	474,13
MALDIVES	3.166	0	-100,00	6.847	0	-100,00
INDIA	4.291	1.298	-69,75	3.646	3.210	-11,96
PAKISTAN	0	131	-	0	577	-
BANGLADESH	14.115	48.000	240,06	6.509	80.900	1.142,89
SRI LANKA	5.343	9.391	75,76	11.651	24.623	111,34
UNITED ARAB EMIRATES	1.322	870	-34,19	4.787	4.615	-3,59
SUDAN	0	369	-	0	850	-

TABEL 5. PERKEMBANGAN EKSPOR INDONESIA MENURUT KOMODITI DAN NEGARA TUJUAN

JENIS BARANG	BERAT BERSIH (KG)		PERUB	NILAI FOB (US \$)		PERUB
	JAN-MEI 2006	JAN-MEI 2007	%	JAN-MEI 2006	JAN-MEI 2007	%
(1)	(2)	(3)	(4)	(5)	(6)	(7)
MADAGASCAR	262	0	-100,00	100	0	-100,00
AUSTRALIA	234	1.270	442,74	1.884	9.978	429,62
NEW ZEALAND	0	33.030	-	0	37.526	-
UNITED STATES	8.344	58.366	599,50	14.182	49.032	245,73
UNITED KINGDOM	0	1.400	-	0	3.323	-
NETHERLANDS	117	0	-100,00	588	0	-100,00
GERMANY, FED. REP. OF	36	5	-86,11	514	245	-52,33
<b>PUPUK</b>	<b>67.329.744</b>	<b>129.937.082</b>	<b>92,99</b>	<b>14.627.151</b>	<b>37.755.526</b>	<b>158,12</b>
JAPAN	15.698.243	15.390.347	-1,96	2.084.159	1.920.164	-7,87
HONG KONG	0	180	-	0	268	-
KOREA, REPUBLIC OF	329.800	467.491	41,75	41.412	58.234	40,62
TAIWAN	194.279	340.183	75,10	43.681	48.614	11,29
CHINA	37.856	122.498	223,59	32.829	16.415	-50,00
THAILAND	6.487.804	26.690.550	311,40	1.505.829	8.167.347	442,38
SINGAPORE	187.642	248.800	32,59	26.285	40.546	54,26
PHILIPPINES	5.745.810	46.280.349	705,46	1.317.876	13.835.742	949,85
MALAYSIA	9.307.502	36.735.934	294,69	2.191.931	12.766.331	482,42
LAO PEOPLE'S DEMOCRATIC REPUBLI	0	516	-	0	370	-
VIET NAM	27.363.647	120.000	-99,56	6.788.321	13.400	-99,80
MALDIVES	0	176	-	0	232	-
INDIA	1.000	0	-100,00	3.000	0	-100,00
TURKEY	0	440.000	-	0	127.600	-
KENYA	144.000	490.612	240,70	36.720	117.240	219,28
AUSTRALIA	1.306.600	2.017.525	54,41	219.841	375.761	70,92
NEW ZEALAND	44.000	44.000	0,00	5.060	7.338	45,02
MICRONESIA, FEDERATED STATES OF	6	0	-100,00	14	0	-100,00
UNITED STATES	95.349	200.375	110,15	20.016	50.375	151,67
BRAZIL	0	21.546	-	0	60.329	-
NETHERLANDS	949	22.000	2.218,23	2.450	3.300	34,69
FRANCE	0	44.000	-	0	5.720	-
GERMANY, FED. REP. OF	950	0	-100,00	2.655	0	-100,00
AUSTRIA	72.000	0	-100,00	9.360	0	-100,00
BELGIUM	5.000	0	-100,00	95.400	0	-100,00
SWITZERLAND	52	0	-100,00	1.930	0	-100,00
IRELAND	220.000	220.000	0,00	25.300	33.000	30,43
ITALY	11.795	0	-100,00	67.482	0	-100,00
SPAIN	75.460	40.000	-46,99	105.600	107.200	1,52
<b>PRODUK PHARMASI</b>	<b>3.376.848</b>	<b>4.510.878</b>	<b>33,58</b>	<b>43.004.278</b>	<b>60.386.307</b>	<b>40,42</b>
JAPAN	56.166	54.371	-3,20	3.260.640	3.555.460	9,04
HONG KONG	41.613	30.574	-26,53	869.292	818.733	-5,82
KOREA, REPUBLIC OF	21.727	44.599	105,27	11.636.110	7.643.600	-34,31
TAIWAN	148.919	48.564	-67,39	159.114	178.822	12,39
CHINA	12.827	11.089	-13,55	135.172	1.983.705	1.367,54
MONGOLIA	10.893	30.416	179,23	101.735	175.585	72,59
MACAU	24	10	-58,33	5.500	1.622	-70,51
PAPUA NEW GUINEA	7.896	4.278	-45,82	137.374	57.022	-58,49
THAILAND	157.479	220.392	39,95	7.577.338	7.527.664	-0,66
SINGAPORE	165.612	197.116	19,02	2.413.526	2.093.937	-13,24
PHILIPPINES	203.300	441.728	117,28	3.042.210	5.351.420	75,91
MALAYSIA	347.127	565.934	63,03	1.295.251	1.485.575	14,69
MYANMAR (FORM. BURMA)	111.075	204.168	83,81	894.995	1.139.926	27,37
CAMBODIA	26.079	53.360	104,61	606.491	1.011.355	66,76
BRUNEI DARUSSALAM	9.830	8.470	-13,84	50.923	37.400	-26,56
LAO PEOPLE'S DEMOCRATIC REPUBLI	1	592	59.100,00	10	30.000	299.900,00
NEPAL	0	1.041	-	0	142.811	-
VIET NAM	273.972	89.735	-67,25	2.198.165	3.183.885	44,84
MALDIVES	0	30	-	0	3.060	-
INDIA	2.132	4.643	117,78	1.612.398	6.265.388	288,58
PAKISTAN	55.092	94.692	71,88	88.553	311.416	251,67
BANGLADESH	26.512	3.852	-85,47	339.735	194.771	-42,67
SRI LANKA	1.341.909	1.225.339	-8,69	1.972.351	2.289.608	16,09
AFGHANISTAN	8.762	5.975	-31,81	49.868	176.693	254,32
IRAN (ISLAMIC REPUBLIC OF)	9	0	-100,00	40	0	-100,00
SAUDI ARABIA	32.767	16.336	-50,14	102.825	14.784	-85,62
JORDAN	0	1.548	-	0	285.391	-
LEBANON	14	6.525	46.507,14	752	43.327	5.661,57
YEMEN	492	19.551	3.873,78	5.193	345.263	6.548,62
OMAN	70	0	-100,00	95	0	-100,00
TURKEY	0	1.606	-	0	345.000	-
UNITED ARAB EMIRATES	3.052	4.668	52,95	55.963	45.167	-19,29
BAHRAIN	340	0	-100,00	5.062	0	-100,00
EGYPT	0	11	-	0	90	-
LIBYAN ARAB JAMAHIRIYA	0	147	-	0	22.800	-
MOROCCO	0	1.480	-	0	149.680	-
ALGERIA	1.622	1.622	0,00	366.050	366.150	0,03
SUDAN	6.962	1	-99,99	82.253	9	-99,99

TABEL 5. PERKEMBANGAN EKSPOR INDONESIA MENURUT KOMODITI DAN NEGARA TUJUAN

JENIS BARANG	BERAT BERSIH (KG)		PERUB	NILAI FOB (US \$)		PERUB
	JAN-MEI 2006	JAN-MEI 2007	%	JAN-MEI 2006	JAN-MEI 2007	%
(1)	(2)	(3)	(4)	(5)	(6)	(7)
ERITREA	0	296	-	0	15.000	-
LESOTHO	174	0	-100,00	9.319	0	-100,00
ETHIOPIA	1.877	29	-98,45	100.702	1.024	-98,98
TANZANIA, UNITED REPUBLIC OF	2.427	0	-100,00	122.804	0	-100,00
KENYA	2.700	1.094	-59,48	396	89.364	22.466,67
EQUATORIAL GUINEA	319	0	-100,00	934	0	-100,00
TOGO	12.237	61.262	400,63	139.065	694.699	399,55
GHANA	0	89.713	-	0	1.025.428	-
LIBERIA	0	1.169	-	0	82.650	-
GUINEA	8.077	0	-100,00	733.106	0	-100,00
CAMEROON	342	1.127	229,53	22.239	57.105	156,78
NIGERIA	87.039	636.184	630,92	838.822	6.525.479	677,93
GABON	0	6.089	-	0	69.850	-
COTE D'IVOIRE	6.528	15.180	132,54	73.555	212.361	188,71
MAURITANIA	0	284	-	0	29.376	-
BENIN	244	7.498	2.972,95	1.260	38.958	2.991,90
GUINEA BISSAU	0	126	-	0	8.793	-
CENTRAL AFRICAN REPUBLIC	0	104	-	0	8.370	-
CHAD	0	96	-	0	9.945	-
SOUTH AFRICA	10.679	11.149	4,40	695.756	322.840	-53,60
ZIMBABWE	0	1.939	-	0	200.889	-
ZAMBIA	0	567	-	0	28.725	-
MAURITIUS	0	300	-	0	473	-
AUSTRALIA	8.954	18.065	101,75	161.176	1.899.013	1.078,22
NEW ZEALAND	68	0	-100,00	86	0	-100,00
GUAM	4	0	-100,00	2.018	0	-100,00
AMERICAN SAMOA	0	4.604	-	0	6.569	-
FIJI	0	1.097	-	0	7.242	-
SAMOA	86	0	-100,00	518	0	-100,00
EAST TIMOR	16.303	0	-100,00	75.682	0	-100,00
UNITED STATES	96.814	170.569	76,18	60.283	137.504	128,10
CANADA	2	49.398	2.469.800,00	20	42.976	214.780,00
MEXICO	1.284	88	-93,15	225.069	315.000	39,96
GUATEMALA	1.987	0	-100,00	25.641	0	-100,00
PANAMA	3.319	552	-83,37	84.732	38.714	-54,31
SURINAME	0	3.204	-	0	28.018	-
VENEZUELA	658	0	-100,00	51.393	0	-100,00
URUGUAY	0	500	-	0	128.250	-
ECUADOR	8.346	7.284	-12,72	109.984	93.514	-14,97
PERU	118	0	-100,00	9.080	0	-100,00
EL SALVADOR	637	0	-100,00	35.161	0	-100,00
NETHERLANDS ANTILLES	1.480	0	-100,00	30.691	0	-100,00
UNITED KINGDOM	3	8.993	299.666,67	152	277.795	182.659,87
NETHERLANDS	22.012	7.270	-66,97	87.546	346.578	295,88
FRANCE	1.081	2.381	120,26	61.328	56.000	-8,69
GERMANY, FED. REP. OF	2.288	1.673	-26,88	85.793	57.570	-32,90
AUSTRIA	1.255	8	-99,36	39.200	210	-99,46
BELGIUM	2.015	3.858	91,46	15.244	27.480	80,27
SWITZERLAND	18	1	-94,44	155	120	-22,58
NORWAY	261	269	3,07	17.129	10.896	-36,39
SWEDEN	10	227	2.170,00	249	6.708	2.593,98
FINLAND	14	106	657,14	20	6.895	34.375,00
ITALY	554	284	-48,74	603	84.590	13.928,19
SPAIN	0	137	-	0	20	-
ROMANIA	0	266	-	0	21.077	-
TURKMENISTAN	0	249	-	0	25.704	-
UZBEKISTAN	186	1.126	505,38	12.157	69.416	471,00
CROATIA	13	0	-100,00	26	0	-100,00
RUSSIA FEDERATION	160	0	-100,00	10.200	0	-100,00
<b>KULIT DAN BARANG DARI KULIT</b>	<b>7.471.935</b>	<b>5.174.076</b>	<b>-30,75</b>	<b>71.264.055</b>	<b>92.539.493</b>	<b>29,85</b>
JAPAN	85.452	63.874	-25,25	1.558.277	2.158.970	38,55
HONG KONG	657.653	817.083	24,24	10.400.674	13.304.803	27,92
KOREA, REPUBLIC OF	300.754	229.647	-23,64	1.364.740	1.415.160	3,69
TAIWAN	134.054	170.473	27,17	1.205.327	2.644.647	119,41
CHINA	669.322	587.386	-12,24	7.431.837	13.009.239	75,05
MACAU	832	1.617	94,35	34.498	62.307	80,61
PAPUA NEW GUINEA	8.893	0	-100,00	24.551	0	-100,00
THAILAND	254.722	319.260	25,34	3.193.930	6.450.770	101,97
SINGAPORE	479.584	237.343	-50,51	8.151.865	6.870.697	-15,72
PHILIPPINES	6.839	10.213	49,33	74.588	94.144	26,22
MALAYSIA	577.229	730.273	26,51	8.490.106	12.113.444	42,68
CAMBODIA	9.011	9.808	8,84	210.189	221.143	5,21
BRUNEI DARUSSALAM	0	1.699	-	0	451	-
VIET NAM	201.559	138.710	-31,18	2.723.941	2.995.254	9,96
MALDIVES	471	1.282	172,19	2.592	7.846	202,70
INDIA	629.364	345.183	-45,15	5.444.436	6.822.848	25,32
PAKISTAN	25.708	0	-100,00	31.012	0	-100,00

TABEL 5. PERKEMBANGAN EKSPOR INDONESIA MENURUT KOMODITI DAN NEGARA TUJUAN

JENIS BARANG	BERAT BERSIH (KG)		PERUB	NILAI FOB (US \$)		PERUB
	JAN-MEI 2006	JAN-MEI 2007	%	JAN-MEI 2006	JAN-MEI 2007	%
(1)	(2)	(3)	(4)	(5)	(6)	(7)
BANGLADESH	41.913	63.245	50,90	296.198	1.081.280	265,05
SRI LANKA	1.606	3.366	109,59	63.701	123.747	94,26
IRAN (ISLAMIC REPUBLIC OF)	0	9.033	-	0	28.957	-
SAUDI ARABIA	14	7	-50,00	2.191	83	-96,21
KUWAIT	2.400	0	-100,00	6.564	0	-100,00
LEBANON	12.076	13	-99,89	51.842	1.379	-97,34
TURKEY	41.547	1.970	-95,26	31.479	8.588	-72,72
UNITED ARAB EMIRATES	304.937	16.080	-94,73	209.088	140.502	-32,80
CYPRUS	0	6	-	0	32	-
EGYPT	326	0	-100,00	275	0	-100,00
TUNISIA	0	1.272	-	0	2.340	-
TANZANIA, UNITED REPUBLIC OF	26	0	-100,00	68	0	-100,00
KENYA	0	1.340	-	0	3.310	-
REUNION	606	0	-100,00	2.143	0	-100,00
GABON	789	0	-100,00	900	0	-100,00
SENEGAL	0	33	-	0	242	-
SEYCHELLES	67	3	-95,52	132	112	-15,15
UGANDA	20	1	-95,00	418	2	-99,52
SOUTH AFRICA	1.209	369	-69,48	6.740	2.097	-68,89
MAURITIUS	1.337	41	-96,93	744	430	-42,20
VIRGIN ISLANDS (BRITISH)	627	0	-100,00	8.000	0	-100,00
AUSTRALIA	14.415	195.931	1.259,22	191.554	475.578	148,27
NEW ZEALAND	1.102	755	-31,49	19.919	17.467	-12,31
MICRONESIA, FEDERATED STATES OF	115	0	-100,00	259	0	-100,00
GUAM	8	10	25,00	26	250	861,54
NEW CALEDONIA	4.835	313	-93,53	21.916	1.202	-94,52
AMERICAN SAMOA	0	5.498	-	0	7.796	-
COOK ISLANDS	0	25	-	0	298	-
FIJI	442	1.697	283,94	1.758	5.316	202,39
EAST TIMOR	422	0	-100,00	242	0	-100,00
UNITED STATES	181.139	251.504	38,85	5.545.808	8.272.673	49,17
CANADA	8.592	4.100	-52,28	186.089	81.309	-56,31
MEXICO	1.656	4.837	192,09	56.321	198.155	251,83
CHILE	666	0	-100,00	2.383	0	-100,00
VENEZUELA	38	588	1.447,37	771	10.187	1.221,27
BRAZIL	67.558	5.245	-92,24	393.118	15.461	-96,07
URUGUAY	0	12	-	0	49	-
BAHAMAS	258	0	-100,00	186	0	-100,00
JAMAICA	0	227	-	0	538	-
PUERTO RICO	387	598	54,52	6.242	6.284	0,67
DOMINICAN REPUBLIC	91	1.247	1.270,33	360	2.104	484,44
COSTA RICA	38	76	100,00	375	65	-82,67
BARBADOS	35	0	-100,00	5.635	0	-100,00
BERMUDA	226	0	-100,00	1.579	0	-100,00
FRENCH GUIANA	48	0	-100,00	455	0	-100,00
FRENCH POLYNESIA	454	1.421	213,00	2.394	2.288	-4,43
MARTINIQUE	96	12	-87,50	251	258	2,79
NETHERLANDS ANTILLES	285	12	-95,79	3.985	769	-80,70
SAINT LUCIA	0	31	-	0	1.099	-
GUADELOUPE	0	460	-	0	2.310	-
UNITED KINGDOM	56.094	10.277	-81,68	680.828	341.289	-49,87
NETHERLANDS	195.747	97.962	-49,95	1.195.030	1.292.654	8,17
FRANCE	40.402	16.477	-59,22	561.645	193.269	-65,59
GERMANY, FED. REP. OF	104.325	113.798	9,08	1.911.606	2.350.385	22,95
AUSTRIA	15	37	146,67	67	122	82,09
BELGIUM	4.532	681	-84,97	33.764	3.036	-91,01
SWITZERLAND	224	4.547	1.929,91	14.928	57.077	282,35
DENMARK	1.125	4.166	270,31	12.044	16.247	34,90
NORWAY	1.650.913	140	-99,99	3.435.052	2.133	-99,94
SWEDEN	83.605	2.065	-97,53	287.839	41.456	-85,60
FINLAND	5.891	97	-98,35	12.056	616	-94,89
IRELAND	1.759	1.967	11,82	5.757	19.335	235,85
ITALY	229.997	236.067	2,64	2.924.483	5.469.528	87,03
SPAIN	349.018	438.194	25,55	2.650.923	3.947.624	48,92
PORTUGAL	874	2.817	222,31	11.821	59.990	407,49
ICELAND	9.330	0	-100,00	27.634	0	-100,00
GREECE	2.381	5.656	137,55	14.112	13.249	-6,12
HUNGARY	340	493	45,00	2.476	1.467	-40,75
POLAND	70	2.793	3.890,00	565	61.833	10.843,89
BULGARIA	452	0	-100,00	10.566	0	-100,00
YUGOSLAVIA	15	0	-100,00	285	0	-100,00
CROATIA	852	440	-48,36	3.878	481	-87,60
MALTA	108	0	-100,00	1.380	0	-100,00
SLOVAKIA	13	94	623,08	644	812	26,09
CZECH REPUBLIC	0	79	-	0	610	-
<b>KACA DAN BARANG DARI KACA</b>	<b>325.245.744</b>	<b>317.049.657</b>	<b>-2,52</b>	<b>163.614.808</b>	<b>181.503.200</b>	<b>10,93</b>
JAPAN	34.549.104	49.699.701	43,85	24.532.266	40.695.612	65,89

TABEL 5. PERKEMBANGAN EKSPOR INDONESIA MENURUT KOMODITI DAN NEGARA TUJUAN

JENIS BARANG	BERAT BERSIH (KG)		PERUB	NILAI FOB (US \$)		PERUB
	JAN-MEI 2006	JAN-MEI 2007	%	JAN-MEI 2006	JAN-MEI 2007	%
(1)	(2)	(3)	(4)	(5)	(6)	(7)
HONG KONG	1.692.639	1.104.975	-34,72	666.121	1.665.248	149,99
KOREA, DEMOCRATIC PEOPLE'S REPL	0	17.379	-	0	9.056	-
KOREA, REPUBLIC OF	13.001.767	10.101.342	-22,31	4.798.486	4.336.407	-9,63
TAIWAN	6.741.235	5.179.139	-23,17	2.401.656	2.167.739	-9,74
CHINA	13.106.431	9.638.981	-26,46	8.216.182	7.068.668	-13,97
PAPUA NEW GUINEA	516.326	204.734	-60,35	306.936	128.160	-58,25
THAILAND	19.832.294	15.782.240	-20,42	7.066.658	6.733.892	-4,71
SINGAPORE	15.465.838	4.705.914	-69,57	15.880.627	3.389.749	-78,65
PHILIPPINES	9.906.914	14.561.972	46,99	3.858.608	6.453.894	67,26
MALAYSIA	30.076.778	32.071.749	6,63	14.078.856	10.782.993	-23,41
MYANMAR (FORM. BURMA)	3.252.015	4.916.701	51,19	672.636	1.525.878	126,85
CAMBODIA	275.610	327.742	18,92	100.281	131.378	31,01
BRUNEI DARUSSALAM	578.978	276.724	-52,20	197.522	139.612	-29,32
NEPAL	11.604	41.270	255,65	8.400	5.567	-33,73
VIET NAM	4.598.888	6.325.609	37,55	2.672.064	3.589.024	34,32
MALDIVES	408.199	12.992	-96,82	135.473	36.791	-72,84
INDIA	22.926.366	14.899.124	-35,01	8.905.258	6.234.055	-30,00
PAKISTAN	3.874.813	4.634.507	19,61	2.534.844	3.007.547	18,65
BANGLADESH	2.593.687	2.290.288	-11,70	857.740	774.165	-9,74
SRI LANKA	1.793.200	1.041.472	-41,92	703.884	542.647	-22,91
AFGHANISTAN	355.485	374.114	5,24	269.589	283.967	5,33
IRAQ	57.488	120.635	109,84	47.353	60.672	28,13
IRAN (ISLAMIC REPUBLIC OF)	1.341.450	547.061	-59,22	1.088.370	696.301	-36,02
SAUDI ARABIA	2.066.638	2.571.467	24,43	1.029.238	1.322.087	28,45
KUWAIT	648.449	889.705	37,21	297.871	315.795	6,02
JORDAN	601.405	573.957	-4,56	305.151	457.965	50,08
LEBANON	162.646	325.374	100,05	65.991	170.106	157,77
YEMEN	965.864	530.302	-45,10	326.542	257.917	-21,02
OMAN	27.474	38.817	41,29	15.370	20.893	35,93
SYRIA ARAB REPUBLIC	928.943	1.144.993	23,26	861.141	1.228.986	42,72
TURKEY	15.493.143	10.632.272	-31,37	4.711.955	4.712.185	0,00
UNITED ARAB EMIRATES	2.892.945	6.661.088	130,25	1.615.465	3.884.650	140,47
QATAR	264.371	101.149	-61,74	130.572	78.986	-39,51
BAHRAIN	72.443	114.333	57,82	24.505	41.533	69,49
CYPRUS	152.093	137.148	-9,83	206.587	57.366	-72,23
EGYPT	7.426.965	3.235.440	-56,44	2.905.248	1.627.549	-43,98
LIBYAN ARAB JAMAHIRIYA	51.230	92.162	79,90	27.437	39.699	44,69
MOROCCO	803.243	1.630.526	102,99	340.624	574.280	68,60
TUNISIA	29.620	357.115	1.105,65	14.628	228.063	1.459,09
ALGERIA	1.015.059	1.766.758	74,05	426.876	884.204	107,13
SUDAN	2.876.864	810.601	-71,82	942.600	332.049	-64,77
NAMIBIA	0	15.922	-	0	13.423	-
ETHIOPIA	255.621	141.809	-44,52	42.027	72.310	72,06
TANZANIA, UNITED REPUBLIC OF	880	67.780	7.602,27	2.643	31.567	1.094,36
MADAGASCAR	200.088	101.380	-49,33	81.187	42.676	-47,43
KENYA	2.337.011	3.047.204	30,39	525.583	738.945	40,60
REUNION	127.189	283.092	122,58	60.560	140.196	131,50
MOZAMBIQUE	524.523	2.049.710	290,78	115.079	459.103	298,95
TOGO	68.845	79.293	15,18	31.159	31.336	0,57
GHANA	478.545	161.753	-66,20	158.008	76.536	-51,56
LIBERIA	19.440	0	-100,00	4.574	0	-100,00
GUINEA	20.414	0	-100,00	32.053	0	-100,00
ANGOLA	1.065.605	588.537	-44,77	288.890	196.546	-31,97
CONGO	58.634	13.752	-76,55	19.376	3.342	-82,75
CAMEROON	382.836	183.201	-52,15	124.916	48.167	-61,44
NIGERIA	673.228	191.396	-71,57	157.721	86.841	-44,94
GABON	92	82.972	90.086,96	345	29.459	8.438,84
COTE D'IVOIRE	288.792	132.862	-53,99	87.467	42.775	-51,10
SENEGAL	119.101	293.054	146,06	64.057	233.623	264,71
BENIN	177.771	23.930	-86,54	53.661	6.606	-87,69
BURKINA FASO	0	24.351	-	0	9.094	-
GAMBIA	722	59.470	8.136,84	1.023	21.665	2.017,79
U.S. VIRGIN ISLANDS	0	56	-	0	214	-
SEYCHELLES	1.179	319	-72,94	4.454	2.110	-52,63
UGANDA	16.143	102.868	537,23	7.086	44.689	530,67
DJIBOUTI	163.046	82.678	-49,29	70.414	33.771	-52,04
SAO TOME AND PRINCIPE	0	6.631	-	0	8.280	-
SOUTH AFRICA	8.524.511	7.690.474	-9,78	3.694.120	3.167.596	-14,25
ZIMBABWE	43.176	92.567	114,39	17.359	63.238	264,30
ZAMBIA	18.744	8.854	-52,76	11.953	6.176	-48,33
MAURITIUS	571.829	789.066	37,99	196.264	255.652	30,26
RWANDA	44.968	0	-100,00	11.731	0	-100,00
VIRGIN ISLANDS (BRITISH)	0	311	-	0	1.643	-
AUSTRALIA	24.849.462	21.819.335	-12,19	12.350.417	10.999.241	-10,94
NEW ZEALAND	7.042.275	20.024.070	184,34	2.525.646	6.236.472	146,93
MICRONESIA, FEDERATED STATES OF	222	0	-100,00	500	0	-100,00
GUAM	1.592	665	-58,23	3.209	2.288	-28,70
NEW CALEDONIA	13.692	112.445	721,25	21.960	79.315	261,18



TABEL 5. PERKEMBANGAN EKSPOR INDONESIA MENURUT KOMODITI DAN NEGARA TUJUAN

JENIS BARANG	BERAT BERSIH (KG)		PERUB	NILAI FOB (US \$)		PERUB
	JAN-MEI 2006	JAN-MEI 2007	%	JAN-MEI 2006	JAN-MEI 2007	%
(1)	(2)	(3)	(4)	(5)	(6)	(7)
NORTHERN MARIANA ISLANDS	17	2	-88,24	82	21	-74,39
SAINT VINCENT AND THE GRENADINES	0	56	-	0	115	-
VANUATU	17.255	20.217	17,17	13.861	18.038	30,13
COOK ISLANDS	73	1.346	1.743,84	715	2.279	218,74
FIJI	121.203	96.995	-19,97	41.793	49.712	18,95
MARSHALL ISLANDS	186	0	-100,00	455	0	-100,00
SAMOA	168.448	36.269	-78,47	69.906	27.695	-60,38
SOLOMON ISLANDS	8.946	0	-100,00	9.352	0	-100,00
EAST TIMOR	95.716	36.283	-62,09	42.521	22.857	-46,25
UNITED STATES	17.752.279	15.363.919	-13,45	11.270.233	12.244.723	8,65
CANADA	3.723.729	1.875.435	-49,64	1.354.906	879.418	-35,09
MEXICO	2.229.100	2.055.731	-7,78	883.885	1.027.551	16,25
GUATEMALA	673.206	364.183	-45,90	283.335	178.967	-36,84
HONDURAS	131.753	102.540	-22,17	43.390	33.686	-22,36
NICARAGUA	23.123	20.167	-12,78	8.553	9.031	5,59
PANAMA	1.647.437	1.328.467	-19,36	643.807	711.543	10,52
CUBA	0	251	-	0	1.853	-
SURINAME	16.659	45.991	176,07	4.355	13.157	202,11
CHILE	2.112.740	1.601.531	-24,20	881.010	870.854	-1,15
VENEZUELA	1	80.979	8.097.800,00	24	68.734	286.291,67
ARGENTINA	377.767	314.231	-16,82	193.946	192.932	-0,52
BRAZIL	1.862.691	865.198	-53,55	668.172	388.164	-41,91
COLOMBIA	272.659	173.750	-36,28	203.512	120.317	-40,88
BOLIVIA	0	516	-	0	844	-
URUGUAY	113.581	86.657	-23,70	54.215	45.120	-16,78
ECUADOR	1.112.509	485.829	-56,33	390.102	177.740	-54,44
PERU	1.560.406	650.268	-58,33	553.728	297.122	-46,34
GUYANA	2.514	0	-100,00	4.002	0	-100,00
TRINIDAD AND TOBAGO	649.472	792.505	22,02	200.304	271.765	35,68
BAHAMAS	713	1.045	46,56	1.783	1.174	-34,16
JAMAICA	190.560	549.755	188,49	51.609	204.207	295,68
PUERTO RICO	546.529	655.220	19,89	355.658	418.098	17,56
DOMINICAN REPUBLIC	486.556	293.007	-39,78	191.984	146.000	-23,95
EL SALVADOR	137.142	363.232	164,86	41.176	126.939	208,28
COSTA RICA	66.044	79.222	19,95	29.452	36.337	23,38
HAITI	94.441	19.594	-79,25	31.364	6.530	-79,18
BARBADOS	265.012	21.562	-91,86	107.088	14.667	-86,30
ANTIGUA AND BARBUDA	1.331	715	-46,28	617	1.500	143,11
ANGUILLA	0	20.804	-	0	14.646	-
ARUBA	373	20.940	5.513,94	552	6.288	1.039,13
BERMUDA	0	82	-	0	522	-
CAYMAN ISLANDS	0	178	-	0	48	-
DOMINICA	18.204	14.710	-19,19	11.648	9.267	-20,44
FALKLAND ISLANDS (MALVINAS)	586	0	-100,00	2.185	0	-100,00
FRENCH GUIANA	113	914	708,85	320	1.936	505,00
FRENCH POLYNESIA	8.961	5.522	-38,38	24.993	10.076	-59,68
GRENADA	0	37.626	-	0	15.625	-
MARTINIQUE	94	1.494	1.489,36	188	11.279	5.899,47
NETHERLANDS ANTILLES	1.018	24.370	2.293,91	1.570	18.013	1.047,32
SAINT LUCIA	72.509	64.950	-10,42	23.143	24.750	6,94
GUADELOUPE	635	1.269	99,84	1.350	3.191	136,37
UNITED KINGDOM	739.364	1.588.665	114,87	1.107.080	1.929.344	74,27
NETHERLANDS	583.327	610.614	4,68	620.418	715.918	15,39
FRANCE	621.556	6.746.738	985,46	628.099	12.434.360	1.879,68
GERMANY, FED. REP. OF	679.541	985.501	45,02	980.584	1.200.934	22,47
AUSTRIA	42.303	4.256	-89,94	32.509	26.588	-18,21
BELGIUM	234.157	180.516	-22,91	212.603	300.196	41,20
SWITZERLAND	11.612	25.332	118,15	11.332	89.702	691,58
DENMARK	200.075	192.831	-3,62	88.605	83.232	-6,06
NORWAY	103.242	8.495	-91,77	60.182	9.139	-84,81
SWEDEN	40.900	67.210	64,33	26.268	62.186	136,74
FINLAND	41.605	259.650	524,08	22.011	189.757	762,10
IRELAND	71.432	445.236	523,30	62.786	381.351	507,38
ITALY	646.374	448.299	-30,64	688.934	593.296	-13,88
SPAIN	8.400.729	1.150.909	-86,30	2.393.151	918.900	-61,60
PORTUGAL	333.998	884.864	164,93	187.569	304.046	62,10
ICELAND	0	280	-	0	1.034	-
GREECE	866.932	1.804.321	108,13	363.956	607.770	66,99
DEMOCRATIC REPUBLIC OF THE CONG	63.151	63	-99,90	24.522	565	-97,70
HUNGARY	39.812	9.576	-75,95	31.921	10.315	-67,69
POLAND	1.463.705	2.199.207	50,25	826.784	1.300.047	57,24
ROMANIA	0	81.327	-	0	65.963	-
BULGARIA	50.314	81.995	62,97	21.864	31.364	43,45
YUGOSLAVIA	30	22.517	74.956,67	54	9.203	16.942,59
ALBANIA	37.390	32.129	-14,07	20.268	18.113	-10,63
KAZAKHSTAN	0	44.373	-	0	57.205	-
UKRAINE	314.258	179.042	-43,03	379.953	263.106	-30,75
LITHUANIA	35.978	231.903	544,57	47.475	92.302	94,42

TABEL 5. PERKEMBANGAN EKSPOR INDONESIA MENURUT KOMODITI DAN NEGARA TUJUAN

JENIS BARANG	BERAT BERSIH (KG)		PERUB %	NILAI FOB (US \$)		PERUB %
	JAN-MEI 2006	JAN-MEI 2007		JAN-MEI 2006	JAN-MEI 2007	
(1)	(2)	(3)	(4)	(5)	(6)	(7)
ESTONIA	2.015	793	-60,65	5.183	924	-82,17
GEORGIA	51	0	-100,00	245	0	-100,00
CROATIA	100.323	190.367	89,75	68.486	131.697	92,30
BOSNIA AND HERZEGOVINA	245.429	234.070	-4,63	155.529	150.665	-3,13
MALTA	24	3.805	15.754,17	312	6.216	1.892,31
SLOVAKIA	61	2	-96,72	148	114	-22,97
SLOVENIA	247	25.056	10.044,13	538	13.162	2.346,47
CZECH REPUBLIC	450.797	414.296	-8,10	247.598	239.325	-3,34
RUSSIA FEDERATION	734.041	558.513	-23,91	587.944	661.600	12,53
<b>KERTAS DAN BARANG DARI KERTAS</b>	<b>1.556.098.548</b>	<b>1.652.741.231</b>	<b>6,21</b>	<b>1.147.705.692</b>	<b>1.305.360.550</b>	<b>13,74</b>
JAPAN	158.346.072	120.067.025	-24,17	139.568.107	108.145.385	-22,51
HONG KONG	66.500.304	49.422.582	-25,68	46.783.842	38.633.146	-17,42
KOREA, REPUBLIC OF	49.561.959	37.705.970	-23,92	36.115.250	29.540.176	-18,21
TAIWAN	80.618.857	51.637.524	-35,95	45.950.445	32.200.352	-29,92
CHINA	122.724.685	122.426.189	-0,24	79.917.158	86.638.984	8,41
MONGOLIA	43	81	88,37	10	550	5.400,00
PAPUA NEW GUINEA	958.994	861.048	-10,21	979.475	789.086	-19,44
THAILAND	35.027.522	47.609.592	35,92	27.900.161	37.661.771	34,99
SINGAPORE	77.105.488	77.668.832	0,73	51.227.757	53.493.369	4,42
PHILIPPINES	40.354.479	31.352.891	-22,31	26.550.140	25.445.637	-4,16
MALAYSIA	159.956.286	150.485.480	-5,92	106.198.624	105.425.629	-0,73
MYANMAR (FORM. BURMA)	12.594.012	15.446.902	22,65	8.400.352	9.543.850	13,61
CAMBODIA	5.908.101	5.179.377	-12,33	4.041.377	4.012.652	-0,71
BRUNEI DARUSSALAM	346.791	744.546	114,70	355.810	759.286	113,40
LAO PEOPLE'S DEMOCRATIC REPUBLI	15.311	15	-99,90	49.890	80	-99,84
NEPAL	83.123	186.314	124,14	310.849	1.214.758	290,79
VIET NAM	59.416.394	76.491.751	28,74	38.646.892	52.070.907	34,74
MALDIVES	262.000	383.659	46,43	328.411	538.330	63,92
INDIA	31.645.271	34.346.061	8,53	19.666.824	21.219.896	7,90
PAKISTAN	36.371.214	29.478.589	-18,95	27.416.426	22.062.103	-19,53
BANGLADESH	11.523.315	10.694.757	-7,19	7.973.813	7.810.526	-2,05
SRI LANKA	29.807.155	25.638.615	-13,99	17.235.811	17.301.996	0,38
AFGHANISTAN	93.460	274.082	193,26	141.734	566.101	299,41
IRAQ	17.802	22.680	27,40	29.677	34.860	17,46
IRAN (ISLAMIC REPUBLIC OF)	49.319.936	73.791.462	49,62	34.833.569	56.335.977	61,73
SAUDI ARABIA	57.673.946	48.790.839	-15,40	35.135.144	35.603.839	1,33
KUWAIT	4.924.125	6.492.283	31,85	4.400.262	5.457.860	24,03
JORDAN	7.176.334	14.238.309	98,41	5.684.906	11.312.714	99,00
LEBANON	1.756.786	2.400.957	36,67	1.589.287	2.175.456	36,88
YEMEN	7.064.249	9.040.822	27,98	5.187.738	6.742.544	29,97
OMAN	2.301.876	4.135.820	79,67	1.853.687	3.621.096	95,35
SYRIA ARAB REPUBLIC	5.983.503	13.405.853	124,05	4.620.171	10.954.587	137,10
TURKEY	21.625.638	32.117.912	48,52	16.309.112	25.194.676	54,48
UNITED ARAB EMIRATES	37.813.198	43.058.808	13,87	31.744.253	37.615.416	18,50
QATAR	3.298.570	2.831.805	-14,15	3.130.205	2.655.601	-15,16
BAHRAIN	2.719.755	3.054.164	12,30	2.376.958	2.804.481	17,99
CYPRUS	1.810.735	2.244.225	23,94	1.547.978	1.995.331	28,90
EGYPT	17.698.945	20.105.059	13,59	11.404.347	16.268.931	42,66
LIBYAN ARAB JAMAHIRIYA	696.336	941.655	35,23	620.558	777.781	25,34
MOROCCO	246.587	573.175	132,44	282.748	536.403	89,71
TUNISIA	6.673	40.068	500,45	115.801	32.856	-71,63
ALGERIA	100.000	475.496	375,50	36.590	385.152	952,62
SUDAN	8.596.111	12.138.848	41,21	6.461.563	9.434.757	46,01
ERITREA	74.195	0	-100,00	54.578	0	-100,00
ETHIOPIA	405.261	224.246	-44,67	218.888	125.687	-42,58
TANZANIA, UNITED REPUBLIC OF	2.309.690	1.922.377	-16,77	1.462.157	1.311.629	-10,29
MADAGASCAR	1.342.693	1.618.698	20,56	1.362.585	1.489.372	9,30
SOMALIA	14.550	285.002	1.858,78	277.499	3.637.196	1.210,71
KENYA	3.878.356	3.692.433	-4,79	2.963.624	2.890.900	-2,45
REUNION	828.682	1.066.310	28,68	687.564	1.002.541	45,81
MOZAMBIQUE	1.118.954	889.123	-20,54	1.044.969	693.470	-33,64
EQUATORIAL GUINEA	0	29.878	-	0	33.665	-
TOGO	3.755.143	3.397.205	-9,53	3.226.425	2.957.756	-8,33
GHANA	3.400.775	4.875.020	43,35	2.704.041	3.689.016	36,43
LIBERIA	73.579	176.464	139,83	76.389	175.031	129,13
GUINEA	875.091	1.205.880	37,80	670.981	975.786	45,43
ANGOLA	304.234	636.077	109,07	239.352	499.236	108,58
CONGO	522.460	931.164	78,23	418.787	884.248	111,15
CAMEROON	1.606.349	1.162.740	-27,62	1.142.373	1.235.820	8,18
NIGERIA	21.214.594	21.205.598	-0,04	15.119.058	16.558.338	9,52
SIERRA LEONE	204.592	594.635	190,64	118.678	536.883	352,39
GABON	410.193	367.790	-10,34	382.633	387.004	1,14
COTE D'IVOIRE	614.155	1.090.209	77,51	535.366	848.358	58,46
SENEGAL	397.390	507.685	27,75	297.947	455.954	53,03
MAURITANIA	316.401	385.147	21,73	273.434	382.647	39,94
MALI	23.120	19.789	-14,41	16.033	17.295	7,87
BENIN	992.797	1.071.933	7,97	891.919	1.011.059	13,36

TABEL 5. PERKEMBANGAN EKSPOR INDONESIA MENURUT KOMODITI DAN NEGARA TUJUAN

JENIS BARANG	BERAT BERSIH (KG)		PERUB	NILAI FOB (US \$)		PERUB
	JAN-MEI 2006	JAN-MEI 2007	%	JAN-MEI 2006	JAN-MEI 2007	%
(1)	(2)	(3)	(4)	(5)	(6)	(7)
BURKINA FASO	9.364	10.023	7,04	6.209	6.571	5,83
GAMBIA	79.575	40.272	-49,39	53.663	41.532	-22,61
U.S. VIRGIN ISLANDS	1	1	0,00	7	20	185,71
SEYCHELLES	39.742	21.025	-47,10	78.154	24.229	-69,00
UGANDA	165.242	179.926	8,89	78.630	185.918	136,45
CENTRAL AFRICAN REPUBLIC	962	195.961	20.270,17	1.378	206.388	14.877,36
CHAD	6.560	0	-100,00	12.400	0	-100,00
DJIBOUTI	8.727.736	7.595.578	-12,97	6.942.173	6.261.372	-9,81
SOUTH AFRICA	16.922.220	20.550.365	21,44	12.254.842	16.829.968	37,33
ZIMBABWE	721.299	503.349	-30,22	555.301	409.300	-26,29
ZAMBIA	37.924	0	-100,00	27.685	0	-100,00
MALAWI	19.851	166.520	738,85	13.697	118.422	764,58
COMOROS	37.101	831	-97,76	34.471	1.200	-96,52
MAURITIUS	8.056.681	7.131.602	-11,48	4.317.225	4.406.760	2,07
RWANDA	20.124	0	-100,00	37.173	0	-100,00
ZAIRE	6.255	0	-100,00	8.458	0	-100,00
VIRGIN ISLANDS (BRITISH)	0	1.798	-	0	6.322	-
AUSTRALIA	73.237.336	80.722.905	10,22	63.352.549	70.525.773	11,32
NEW ZEALAND	16.941.718	18.899.715	11,56	12.776.361	13.824.800	8,21
MICRONESIA, FEDERATED STATES OF	279	2.989	971,33	628	5.216	730,57
GUAM	25.003	28.543	14,16	45.551	52.623	15,53
PALAU	82	22	-73,17	1.662	88	-94,71
NEW CALEDONIA	193.780	1.034.125	433,66	170.851	1.062.802	522,06
NORTHERN MARIANA ISLANDS	3.608	19.265	433,95	5.373	17.272	221,46
SAINT VINCENT AND THE GRENADINES	0	219	-	0	425	-
VANUATU	27.415	44.835	63,54	34.960	45.677	30,66
WALLIS AND FUTUNA ISLANDS	727	31	-95,74	297	75	-74,75
OTH.OCEANIA	7.997	0	-100,00	7.115	0	-100,00
AMERICAN SAMOA	50.226	0	-100,00	112.560	0	-100,00
COOK ISLANDS	13.956	7.533	-46,02	24.583	13.438	-45,34
FIJI	1.253.439	1.230.889	-1,80	1.068.965	968.588	-9,39
KIRIBATI	0	2.310	-	0	1.848	-
SAMOA	43.136	36.885	-14,49	44.831	33.093	-26,18
SOLOMON ISLANDS	8.336	83.829	905,63	24.377	108.820	346,40
TONGA	33.515	33.728	0,64	22.638	30.309	33,89
EAST TIMOR	10.358	74	-99,29	7.892	26	-99,67
UNITED STATES	71.750.176	122.971.296	71,39	63.071.494	109.281.718	73,27
CANADA	18.250.721	29.055.898	59,20	14.808.724	24.755.351	67,17
MEXICO	961.122	861.821	-10,33	880.717	811.573	-7,85
GUATEMALA	1.044.811	702.822	-32,73	798.855	647.382	-18,96
HONDURAS	114.680	110.510	-3,64	75.048	110.439	47,16
NICARAGUA	486.674	859.767	76,66	283.508	629.432	122,02
PANAMA	500.557	701.278	40,10	423.401	610.561	44,20
CUBA	18.503	2.515.547	13.495,35	13.032	1.822.155	13.882,16
CURACAO	23.681	0	-100,00	15.932	0	-100,00
SURINAME	32.882	95.383	190,08	49.484	79.950	61,57
CHILE	472.341	555.706	17,65	632.114	597.030	-5,55
VENEZUELA	1.709.349	318.853	-81,35	1.804.573	374.128	-79,27
ARGENTINA	680.355	1.221.221	79,50	776.869	1.246.792	60,49
BRAZIL	10.325.431	9.238.444	-10,53	8.226.411	7.380.793	-10,28
COLOMBIA	954.764	1.427.322	49,49	1.130.658	1.693.591	49,79
BOLIVIA	138	0	-100,00	233	0	-100,00
URUGUAY	81.008	51.682	-36,20	88.641	67.954	-23,34
PARAGUAY	171.258	55.698	-67,48	216.881	69.401	-68,00
ECUADOR	870.094	1.203.329	38,30	1.093.662	1.279.310	16,97
PERU	1.842.345	3.814.825	107,06	1.926.494	3.653.672	89,65
GUYANA	12.169	91.511	652,00	22.920	87.287	280,83
TRINIDAD AND TOBAGO	126.177	236.755	87,64	92.133	188.856	104,98
BAHAMAS	0	16.464	-	0	13.563	-
JAMAICA	85.254	390.068	357,54	87.217	365.861	319,48
PUERTO RICO	216.130	896.057	314,59	208.120	724.234	247,99
BELIZE	1.542	52.320	3.293,00	5.672	48.253	750,72
DOMINICAN REPUBLIC	179.975	290.355	61,33	177.027	318.725	80,04
EL SALVADOR	1.451.564	1.238.037	-14,71	898.259	1.006.352	12,03
COSTA RICA	1.767.157	2.215.713	25,38	1.105.425	1.745.500	57,90
HAITI	475.000	25.402	-94,65	618.215	9.907	-98,40
BARBADOS	0	33.661	-	0	26.201	-
ANTIGUA AND BARBUDA	2.653	0	-100,00	9.570	0	-100,00
ARUBA	0	16.994	-	0	14.209	-
BERMUDA	0	291	-	0	2.021	-
FRENCH GUIANA	37	1.831	4.848,65	20	1.310	6.450,00
FRENCH POLYNESIA	95.348	464.564	387,23	83.457	464.069	456,06
GRENADA	0	16	-	0	120	-
MARTINIQUE	19	18.122	95.278,95	112	15.498	13.737,50
NETHERLANDS ANTILLES	535	68.328	12.671,59	2.358	53.185	2.155,51
GUADELOUPE	56.629	115.191	103,41	45.192	97.824	116,46
SAINT KITTS AND NEVIS	0	59	-	0	946	-
UNITED KINGDOM	8.397.949	17.138.367	104,08	8.278.623	16.640.913	101,01

TABEL 5. PERKEMBANGAN EKSPOR INDONESIA MENURUT KOMODITI DAN NEGARA TUJUAN

JENIS BARANG	BERAT BERSIH (KG)		PERUB	NILAI FOB (US \$)		PERUB
	JAN-MEI 2006	JAN-MEI 2007	%	JAN-MEI 2006	JAN-MEI 2007	%
(1)	(2)	(3)	(4)	(5)	(6)	(7)
NETHERLANDS	3.691.938	8.314.346	125,20	4.307.060	8.839.748	105,24
FRANCE	1.602.857	2.573.713	60,57	2.268.174	3.049.127	34,43
GERMANY, FED. REP. OF	1.743.893	1.409.461	-19,18	3.014.393	3.220.645	6,84
AUSTRIA	1.703.995	53.000	-96,89	1.134.121	70.642	-93,77
BELGIUM	10.917.366	22.250.124	103,80	9.704.669	20.594.553	112,21
SWITZERLAND	27.774	24.690	-11,10	62.091	66.879	7,71
DENMARK	594.290	294.516	-50,44	1.101.555	733.050	-33,45
NORWAY	282.383	125.677	-55,49	276.978	225.069	-18,74
SWEDEN	214.300	1.031.627	381,39	408.493	874.492	114,08
FINLAND	228.316	683.488	199,36	453.380	1.249.810	175,67
IRELAND	975.178	460.837	-52,74	1.121.710	598.969	-46,60
ITALY	11.755.989	15.162.083	28,97	9.342.810	12.828.758	37,31
SPAIN	7.958.452	11.452.763	43,91	7.570.886	11.035.097	45,76
PORTUGAL	13.985	92.032	558,08	44.504	89.647	101,44
ICELAND	11.760	0	-100,00	12.912	0	-100,00
GREECE	2.761.696	16.592.998	500,83	2.321.210	13.679.573	489,33
LIECHTENSTEIN	150.186	0	-100,00	395.019	0	-100,00
DEMOCRATIC REPUBLIC OF THE CONG	758.103	960.511	26,70	677.969	895.173	32,04
HUNGARY	11.075	15.157	36,86	17.110	23.802	39,11
POLAND	148.579	1.081.434	627,85	257.381	769.394	198,93
ROMANIA	193.872	589.018	203,82	168.101	653.386	288,69
BULGARIA	91.483	47.057	-48,56	109.209	37.627	-65,55
YUGOSLAVIA	445	0	-100,00	796	0	-100,00
ALBANIA	0	110.147	-	0	101.683	-
ARMENIA	0	24.570	-	0	14.742	-
KAZAKHSTAN	0	1.154	-	0	1.838	-
KYRGYZSTAN	87.320	0	-100,00	62.178	0	-100,00
UKRAINE	561.126	1.284.124	128,85	678.366	1.551.896	128,77
LITHUANIA	880.733	500.133	-43,21	939.331	609.889	-35,07
LATVIA	344.836	209.805	-39,16	346.788	228.382	-34,14
ESTONIA	23.095	0	-100,00	24.953	0	-100,00
GEORGIA	1.192.423	552.573	-53,66	826.493	456.638	-44,75
CROATIA	53.564	114.805	114,33	50.006	101.291	102,56
MALTA	257.192	466.204	81,27	202.749	397.486	96,05
SLOVAKIA	93	1.010	986,02	204	3.125	1.431,86
SLOVENIA	302.487	635.007	109,93	281.696	525.814	86,66
CZECH REPUBLIC	283	7.635	2.597,88	1.204	20.690	1.618,44
RUSSIA FEDERATION	1.961.710	2.645.351	34,85	2.138.491	2.872.915	34,34
<b>-GLISEROL DAN LARUTAN ALKALI</b>	<b>7.117.903</b>	<b>6.916.732</b>	<b>-2,83</b>	<b>2.354.817</b>	<b>1.522.950</b>	<b>-35,33</b>
JAPAN	2.845.811	2.519.193	-11,48	873.280	563.725	-35,45
KOREA, REPUBLIC OF	198.630	0	-100,00	116.171	0	-100,00
TAIWAN	100.000	40.000	-60,00	59.130	15.585	-73,64
CHINA	2.170.820	3.346.070	54,14	417.347	461.360	10,55
THAILAND	12	0	-100,00	227	0	-100,00
PHILIPPINES	477.700	139.850	-70,72	104.827	33.742	-67,81
MALAYSIA	20.000	0	-100,00	12.132	0	-100,00
INDIA	0	291.620	-	0	95.995	-
BANGLADESH	20.000	0	-100,00	12.560	0	-100,00
SAUDI ARABIA	200.000	100.000	-50,00	120.000	60.000	-50,00
JORDAN	140.000	0	-100,00	80.500	0	-100,00
TURKEY	20.000	0	-100,00	11.586	0	-100,00
UNITED ARAB EMIRATES	80.000	0	-100,00	45.600	0	-100,00
EGYPT	100.000	0	-100,00	54.500	0	-100,00
SUDAN	300.000	240.000	-20,00	180.000	144.000	-20,00
KENYA	0	60.000	-	0	36.600	-
GHANA	0	20.000	-	0	12.200	-
NIGERIA	0	20.000	-	0	12.200	-
SOUTH AFRICA	40.000	0	-100,00	25.420	0	-100,00
AUSTRALIA	40.000	0	-100,00	25.771	0	-100,00
NEW ZEALAND	20.000	0	-100,00	11.400	0	-100,00
UNITED STATES	208.780	0	-100,00	120.717	0	-100,00
CANADA	116.150	119.999	3,31	71.218	75.348	5,80
BRAZIL	20.000	20.000	0,00	12.431	12.195	-1,90
<b>-MARGARIN DAN LEMAK LAINNYA</b>	<b>133.791.780</b>	<b>140.136.495</b>	<b>4,74</b>	<b>64.254.138</b>	<b>85.204.182</b>	<b>32,60</b>
JAPAN	197.536	301.620	52,69	149.074	256.910	72,34
HONG KONG	9.003.036	3.429.865	-61,90	3.260.517	1.714.384	-47,42
KOREA, REPUBLIC OF	102.454	334.902	226,88	56.200	239.688	326,49
TAIWAN	234.149	312.000	33,25	120.139	210.090	74,87
CHINA	16.088.397	72.903.664	353,14	6.676.096	40.955.807	513,47
PAPUA NEW GUINEA	462.536	352.385	-23,81	265.147	274.451	3,51
THAILAND	21.800	45	-99,79	8.490	1	-99,99
SINGAPORE	123.803	280.466	126,54	60.984	186.141	205,23
PHILIPPINES	1.221.315	3.502.770	186,80	525.583	2.192.098	317,08
MALAYSIA	53.296	72.066	35,22	39.565	64.070	61,94
MYANMAR (FORM. BURMA)	174.758	306.250	75,24	85.624	214.490	150,50
CAMBODIA	21.600	39.552	83,11	9.504	21.816	129,55

TABEL 5. PERKEMBANGAN EKSPOR INDONESIA MENURUT KOMODITI DAN NEGARA TUJUAN

JENIS BARANG	BERAT BERSIH (KG)		PERUB	NILAI FOB (US \$)		PERUB
	JAN-MEI 2006	JAN-MEI 2007	%	JAN-MEI 2006	JAN-MEI 2007	%
(1)	(2)	(3)	(4)	(5)	(6)	(7)
VIET NAM	7.295.365	6.084.482	-16,60	2.958.806	3.621.523	22,40
MALDIVES	29.706	6.998	-76,44	18.617	5.593	-69,96
INDIA	732.937	245.715	-66,48	317.761	145.187	-54,31
BANGLADESH	0	42.750	-	0	27.915	-
SRI LANKA	7.112.476	7.006.939	-1,48	3.110.807	3.871.183	24,44
IRAQ	44.482.449	0	-100,00	23.645.897	0	-100,00
IRAN (ISLAMIC REPUBLIC OF)	4.945	0	-100,00	4.900	0	-100,00
SAUDI ARABIA	1.282.724	2.132.207	66,22	596.463	1.360.619	128,11
KUWAIT	32.700	50.400	54,13	23.870	43.222	81,07
OMAN	40.100	20.100	-49,88	17.684	11.216	-36,58
SYRIA ARAB REPUBLIC	936.000	270.000	-71,15	430.560	154.453	-64,13
TURKEY	660.000	1.021.000	54,70	294.200	552.715	87,87
UNITED ARAB EMIRATES	220.710	261.299	18,39	105.934	166.272	56,96
QATAR	40.500	60.300	48,89	17.618	32.984	87,22
BAHRAIN	40.440	40.440	0,00	17.571	22.745	29,45
CYPRUS	19.500	20.100	3,08	8.327	11.055	32,76
EGYPT	849.600	1.110.000	30,65	395.026	670.430	69,72
ALGERIA	5.028.821	3.737.670	-25,68	2.298.968	2.231.342	-2,94
SUDAN	444.978	467.960	5,16	219.379	304.171	38,65
NAMIBIA	0	73.840	-	0	38.028	-
ETHIOPIA	241.520	280.800	16,26	107.888	192.512	78,44
TANZANIA, UNITED REPUBLIC OF	329.948	221.945	-32,73	154.597	140.690	-9,00
MOZAMBIQUE	707.699	714.750	1,00	345.124	436.204	26,39
EQUATORIAL GUINEA	0	46.613	-	0	43.288	-
TOGO	588.984	747.199	26,86	310.736	454.561	46,29
GHANA	3.328.953	3.574.785	7,38	1.665.903	2.372.246	42,40
LIBERIA	251.432	221.262	-12,00	136.904	141.873	3,63
GUINEA	32.294	50.671	56,91	18.596	40.992	120,43
ANGOLA	3.689.114	1.036.684	-71,90	1.863.885	574.164	-69,20
CONGO	236.160	881.885	273,43	121.860	573.027	370,23
CAMEROON	51.797	139.636	169,58	29.453	82.690	180,75
NIGERIA	682.167	7.801.507	1.043,64	338.910	4.902.965	1.346,69
SIERRA LEONE	148.975	115.293	-22,61	72.553	75.424	3,96
GABON	33.127	33.098	-0,09	18.776	22.326	18,91
COTE D'IVOIRE	100.000	36.400	-63,60	44.400	21.970	-50,52
MAURITANIA	16	0	-100,00	10	0	-100,00
BENIN	4.305.708	4.809.944	11,71	2.056.840	2.977.589	44,77
GAMBIA	49.272	20.250	-58,90	26.953	12.353	-54,17
DJIBOUTI	451.180	994.395	120,40	218.050	658.281	201,89
SAO TOME AND PRINCIPE	36.400	145.600	300,00	20.800	87.880	322,50
SOUTH AFRICA	1.859.631	1.506.641	-18,98	1.595.332	1.822.027	14,21
MALAWI	36.309	19.061	-47,50	19.389	10.611	-45,27
MAURITIUS	13.673	16.915	23,71	9.295	17.312	86,25
ZAIRE	53.184	0	-100,00	28.778	0	-100,00
AUSTRALIA	343.156	473.793	38,07	163.599	315.327	92,74
NEW ZEALAND	1.427.579	1.132.363	-20,68	813.364	769.536	-5,39
MICRONESIA, FEDERATED STATES OF	5.475	0	-100,00	2.464	0	-100,00
VANUATU	1.802	1.408	-21,86	1.473	1.513	2,72
FIJI	1	21.200	2.119.900,00	1	16.006	1.600.500,00
KIRIBATI	11.099	10.296	-7,23	8.918	9.953	11,61
SOLOMON ISLANDS	4.472	22.885	411,74	4.802	17.245	259,12
EAST TIMOR	29.276	0	-100,00	20.084	0	-100,00
UNITED STATES	68.425	3.565	-94,79	38.802	7.807	-79,88
CANADA	40.500	0	-100,00	20.655	0	-100,00
SURINAME	30.475	0	-100,00	28.700	0	-100,00
GUYANA	19.958	0	-100,00	8.762	0	-100,00
TRINIDAD AND TOBAGO	260.263	0	-100,00	126.930	0	-100,00
JAMAICA	1.214.512	869.945	-28,37	522.578	496.896	-4,91
COSTA RICA	60.063	0	-100,00	28.980	0	-100,00
NETHERLANDS	1.515.840	0	-100,00	511.962	0	-100,00
GERMANY, FED. REP. OF	576.000	60.000	-89,58	259.890	36.900	-85,80
SPAIN	38.000	0	-100,00	18.240	0	-100,00
GREECE	21.029	109.000	418,33	10.498	63.735	507,12
DEMOCRATIC REPUBLIC OF THE CONG	204.750	891.232	335,28	105.183	525.727	399,82
HUNGARY	127.200	0	-100,00	54.568	0	-100,00
ROMANIA	1.518.480	360.400	-76,27	681.346	256.745	-62,32
BULGARIA	520.000	22.000	-95,77	228.800	16.170	-92,93
AZERBAIJAN	0	80.000	-	0	37.200	-
UKRAINE	1.597.442	1.902.200	19,08	979.503	3.232.304	229,99
LATVIA	0	88.000	-	0	103.840	-
SLOVENIA	130.000	245.000	88,46	57.600	139.325	141,88
CZECH REPUBLIC	60.750	0	-100,00	28.958	0	-100,00
RUSSIA FEDERATION	9.779.059	5.940.089	-39,26	4.583.135	3.896.369	-14,98
<b>-SABUN MANDI DAN CUCI</b>	<b>198.100.107</b>	<b>208.808.416</b>	<b>5,41</b>	<b>140.758.362</b>	<b>163.564.289</b>	<b>16,20</b>
JAPAN	5.098.066	5.124.870	0,53	4.849.128	4.656.901	-3,96
HONG KONG	2.674.761	2.094.525	-21,69	1.892.760	2.056.302	8,64
KOREA, DEMOCRATIC PEOPLE'S REPL	0	24.192	-	0	25.704	-

TABEL 5. PERKEMBANGAN EKSPOR INDONESIA MENURUT KOMODITI DAN NEGARA TUJUAN

JENIS BARANG	BERAT BERSIH (KG)		PERUB	NILAI FOB (US \$)		PERUB
	JAN-MEI 2006	JAN-MEI 2007	%	JAN-MEI 2006	JAN-MEI 2007	%
(1)	(2)	(3)	(4)	(5)	(6)	(7)
KOREA, REPUBLIC OF	1.389.903	1.700.290	22,33	1.431.172	1.796.384	25,52
TAIWAN	2.981.200	2.676.375	-10,22	2.730.624	2.590.001	-5,15
CHINA	16.440.398	14.902.096	-9,36	8.645.511	9.370.115	8,38
MONGOLIA	828.394	486.185	-41,31	409.273	371.713	-9,18
PAPUA NEW GUINEA	3.283.824	4.488.185	36,68	1.813.623	2.640.521	45,59
THAILAND	4.599.514	7.025.445	52,74	3.227.174	5.459.139	69,16
SINGAPORE	9.854.082	6.946.382	-29,51	10.189.688	7.502.846	-26,37
PHILIPPINES	5.273.707	5.649.623	7,13	4.622.220	5.108.925	10,53
MALAYSIA	23.075.294	28.165.602	22,06	18.180.536	23.084.453	26,97
MYANMAR (FORM. BURMA)	493.527	1.627.093	229,69	276.447	1.258.177	355,12
CAMBODIA	24.793	43.338	74,80	22.577	45.897	103,29
BRUNEI DARUSSALAM	215.681	333.218	54,50	367.540	319.148	-13,17
NEPAL	51.373	0	-100,00	51.798	0	-100,00
VIET NAM	1.802.799	2.111.449	17,12	1.936.951	2.416.601	24,76
MALDIVES	653.995	655.091	0,17	558.778	659.263	17,98
INDIA	6.168.425	8.592.021	39,29	4.034.653	5.960.201	47,73
PAKISTAN	1.197.289	3.660.728	205,75	1.290.273	3.838.688	197,51
BANGLADESH	102.870	398.561	287,44	86.820	303.810	249,93
SRI LANKA	306.813	229.821	-25,09	304.741	190.515	-37,48
AFGHANISTAN	23.374	74.899	220,44	37.131	87.524	135,72
IRAQ	2.043.713	324	-99,98	1.663.873	752	-99,95
IRAN (ISLAMIC REPUBLIC OF)	326.193	134.853	-58,66	346.701	133.776	-61,41
SAUDI ARABIA	755.828	934.436	23,63	793.563	951.089	19,85
KUWAIT	49.190	77.881	58,33	51.596	75.790	46,89
JORDAN	36.413	40.525	11,29	41.048	39.251	-4,38
LEBANON	246.486	161.586	-34,44	208.976	170.936	-18,20
YEMEN	1.245.969	1.480.820	18,85	1.155.241	1.507.272	30,47
OMAN	600.000	535.619	-10,73	257.200	255.647	-0,60
SYRIA ARAB REPUBLIC	12.627	165.600	1.211,48	10.253	224.326	2.087,91
UNITED ARAB EMIRATES	4.403.436	6.584.579	49,53	3.159.905	6.012.838	90,29
QATAR	42	0	-100,00	651	0	-100,00
BAHRAIN	25.632	0	-100,00	25.634	0	-100,00
CYPRUS	35.409	34.437	-2,75	51.235	49.702	-2,99
EGYPT	4.136.450	1.789.441	-56,74	2.182.135	1.556.353	-28,68
LIBYAN ARAB JAMAHIRIYA	760.453	1.118.396	47,07	1.063.496	783.099	-26,37
ALGERIA	3.246.399	3.578.869	10,24	1.252.239	1.542.093	23,15
SUDAN	588.338	376.482	-36,01	618.966	384.068	-37,95
ERITREA	44.000	132.000	200,00	28.160	92.400	228,13
NAMIBIA	239.536	512.395	113,91	225.412	512.846	127,51
ETHIOPIA	6.902.231	5.603.513	-18,82	3.459.638	3.303.993	-4,50
TANZANIA, UNITED REPUBLIC OF	1.448.382	602.696	-58,39	1.135.970	611.227	-46,19
MADAGASCAR	1.535.522	1.468.599	-4,36	1.090.360	1.004.190	-7,90
SOMALIA	321.821	325.000	0,99	152.456	129.250	-15,22
KENYA	469.299	582.935	24,21	297.945	457.758	53,64
REUNION	82	0	-100,00	199	0	-100,00
MOZAMBIQUE	1.519.584	2.446.836	61,02	1.204.403	1.835.224	52,38
EQUATORIAL GUINEA	281.605	206.977	-26,50	206.473	168.911	-18,19
TOGO	2.902.976	2.022.778	-30,32	1.871.356	1.525.719	-18,47
GHANA	3.631.856	7.574.454	108,56	2.644.997	5.446.597	105,92
LIBERIA	1.048.270	658.527	-37,18	707.863	519.408	-26,62
GUINEA	414.403	1.043.258	151,75	292.463	757.951	159,16
ANGOLA	11.265.304	5.082.835	-54,88	6.760.437	4.561.972	-32,52
CONGO	3.204.982	2.476.709	-22,72	1.914.978	1.804.149	-5,79
CAMEROON	1.239.074	1.817.200	46,66	890.697	1.394.421	56,55
NIGERIA	13.055.684	12.333.079	-5,53	6.903.522	8.681.687	25,76
SIERRA LEONE	803.813	1.028.057	27,90	620.856	838.711	35,09
GABON	401.158	361.084	-9,99	273.746	280.591	2,50
COTE D'IVOIRE	90.541	104.304	15,20	62.540	95.816	53,21
SENEGAL	951.556	221.980	-76,67	548.791	152.327	-72,24
MAURITANIA	959.085	1.303.994	35,96	610.004	1.026.405	68,26
MALI	595.249	864.546	45,24	436.731	598.038	36,94
BENIN	7.301.317	7.172.014	-1,77	6.043.670	6.232.081	3,12
BURKINA FASO	607.740	402.768	-33,73	517.157	453.000	-12,41
GUINEA BISSAU	126.717	251.879	98,77	60.825	136.061	123,69
GAMBIA	33.533	95.866	185,89	41.850	95.433	128,04
SEYCHELLES	191.048	7.636	-96,00	123.456	19.493	-84,21
UGANDA	69.120	48.744	-29,48	67.200	43.616	-35,10
CENTRAL AFRICAN REPUBLIC	134.689	95.263	-29,27	100.751	75.369	-25,19
NIGER	149.820	123.397	-17,64	108.371	84.748	-21,80
CHAD	0	5.071	-	0	7.186	-
DJIBOUTI	5.946.806	8.113.002	36,43	3.341.902	4.988.790	49,28
SAO TOME AND PRINCIPE	111.542	36.062	-67,67	67.321	30.155	-55,21
SOUTH AFRICA	882.998	1.344.385	52,25	617.230	1.011.022	63,80
ZIMBABWE	53.746	29.791	-44,57	50.605	28.845	-43,00
ZAMBIA	0	94.755	-	0	63.762	-
MALAWI	4.485.758	4.293.992	-4,27	1.590.473	1.554.900	-2,24
COMOROS	85.885	49.673	-42,16	67.997	47.988	-29,43
MAURITIUS	967.193	1.677.571	73,45	505.740	917.934	81,50

TABEL 5. PERKEMBANGAN EKSPOR INDONESIA MENURUT KOMODITI DAN NEGARA TUJUAN

JENIS BARANG	BERAT BERSIH (KG)		PERUB %	NILAI FOB (US \$)		PERUB %
	JAN-MEI 2006	JAN-MEI 2007		JAN-MEI 2006	JAN-MEI 2007	
(1)	(2)	(3)	(4)	(5)	(6)	(7)
RWANDA	49.343	49.536	0,39	47.533	50.955	7,20
ZAIRE	61.719	0	-100,00	61.600	0	-100,00
AUSTRALIA	2.348.650	3.964.908	68,82	2.489.018	4.269.695	71,54
NEW ZEALAND	412.240	112.638	-72,68	452.424	188.925	-58,24
MICRONESIA, FEDERATED STATES OF	97.328	95.046	-2,34	72.670	69.953	-3,74
GUAM	32	624	1.850,00	387	3.119	705,94
PALAU	3.058	0	-100,00	2.440	0	-100,00
NEW CALEDONIA	0	8.083	-	0	11.632	-
NORTHERN MARIANA ISLANDS	22.326	0	-100,00	25.204	0	-100,00
SAINT VINCENT AND THE GRENADINES	0	8.237	-	0	8.435	-
VANUATU	101.949	150.890	48,01	75.401	123.053	63,20
WALLIS AND FUTUNA ISLANDS	0	1.680	-	0	4.039	-
AMERICAN SAMOA	0	4.392	-	0	6.230	-
COOK ISLANDS	41.572	21.388	-48,55	33.274	18.247	-45,16
FIJI	2.377.691	2.630.313	10,62	1.328.119	1.643.554	23,75
KIRIBATI	221.628	62.205	-71,93	171.847	50.811	-70,43
MARSHALL ISLANDS	0	2.800	-	0	2.012	-
SAMOA	290.097	367.057	26,53	230.682	302.795	31,26
SOLOMON ISLANDS	156.029	246.280	57,84	184.347	209.669	13,74
TONGA	58.896	46.943	-20,30	66.611	57.140	-14,22
TUVALU	8.604	19.155	122,63	6.917	15.562	124,98
EAST TIMOR	212.199	31.029	-85,38	202.162	35.211	-82,58
UNITED STATES	655.371	929.450	41,82	648.302	875.759	35,09
CANADA	372.179	12.648	-96,60	321.959	23.033	-92,85
MEXICO	15.000	15.000	0,00	27.604	27.154	-1,63
GUATEMALA	113.919	61.457	-46,05	103.155	62.622	-39,29
HONDURAS	0	55.447	-	0	45.138	-
PANAMA	876.591	1.078.272	23,01	784.019	984.472	25,57
SURINAME	59.794	88.176	47,47	56.881	92.415	62,47
CHILE	244.156	326.428	33,70	179.411	257.197	43,36
VENEZUELA	25.229	0	-100,00	21.900	0	-100,00
ARGENTINA	195	324.499	166.309,74	281	148.248	52.657,30
BRAZIL	0	36.013	-	0	36.902	-
COLOMBIA	159.965	105.589	-33,99	138.216	85.442	-38,18
BOLIVIA	544.295	532.848	-2,10	450.188	479.877	6,59
PERU	0	25.920	-	0	25.200	-
GUYANA	0	90.461	-	0	118.520	-
TRINIDAD AND TOBAGO	107.464	82.766	-22,98	109.900	92.685	-15,66
JAMAICA	360.000	360.000	0,00	158.100	162.000	2,47
BELIZE	251	0	-100,00	1.250	0	-100,00
DOMINICAN REPUBLIC	104.054	115.296	10,80	98.127	111.595	13,73
EL SALVADOR	24.768	49.536	100,00	24.080	52.890	119,64
COSTA RICA	25.229	75.585	199,60	21.900	72.430	230,73
HAITI	1.434.105	1.505.565	4,98	1.571.148	1.420.056	-9,62
BARBADOS	10.474	16.772	60,13	14.085	23.924	69,85
BERMUDA	0	7	-	0	66	-
CAPE VERDE	19.800	54.512	175,31	16.830	40.332	139,64
FRENCH POLYNESIA	1.085	23.580	2.073,27	2.126	20.298	854,75
MARTINIQUE	20	19	-5,00	177	110	-37,85
NETHERLANDS ANTILLES	27.312	91.940	236,63	27.033	67.492	149,67
GUADELOUPE	16	0	-100,00	83	0	-100,00
UNITED KINGDOM	188.469	288.645	53,15	190.232	444.958	133,90
NETHERLANDS	300.824	336.904	11,99	422.927	444.386	5,07
FRANCE	420.790	173.204	-58,84	253.466	159.254	-37,17
GERMANY, FED. REP. OF	25.803	90.884	252,22	18.855	83.535	343,04
BELGIUM	334.542	181.727	-45,68	328.921	133.116	-59,53
SWITZERLAND	319	142	-55,49	1.595	785	-50,78
DENMARK	0	5	-	0	31	-
NORWAY	0	455	-	0	2.370	-
SWEDEN	0	13.868	-	0	13.351	-
FINLAND	0	16.342	-	0	27.264	-
IRELAND	0	24	-	0	48	-
ITALY	432.306	356.812	-17,46	305.979	257.091	-15,98
SPAIN	94.401	142.253	50,69	143.089	214.220	49,71
PORTUGAL	16.068	181.338	1.028,57	16.900	148.703	779,90
GREECE	96.870	107.247	10,71	106.680	124.592	16,79
DEMOCRATIC REPUBLIC OF THE CONG	1.971.193	1.792.410	-9,07	1.784.219	1.245.144	-30,21
POLAND	141.285	1.204.000	752,18	72.780	728.689	901,22
ROMANIA	0	15.996	-	0	22.031	-
BULGARIA	67.419	38.918	-42,27	66.830	87.831	31,42
UKRAINE	2.757.324	2.960.000	7,35	1.273.536	1.709.120	34,20
LITHUANIA	56	194	246,43	373	1.259	237,53
LATVIA	0	21.827	-	0	30.565	-
MALTA	0	23.649	-	0	30.563	-
CZECH REPUBLIC	0	60.000	-	0	36.000	-
RUSSIA FEDERATION	81.220	281.120	246,12	57.914	202.695	249,99
<b>-BAHAN CELUP ORGANIK SINTETIK</b>	<b>14.472.804</b>	<b>15.199.121</b>	<b>5,02</b>	<b>50.423.947</b>	<b>54.196.379</b>	<b>7,48</b>

TABEL 5. PERKEMBANGAN EKSPOR INDONESIA MENURUT KOMODITI DAN NEGARA TUJUAN

JENIS BARANG	BERAT BERSIH (KG)		PERUB	NILAI FOB (US \$)		PERUB
	JAN-MEI 2006	JAN-MEI 2007	%	JAN-MEI 2006	JAN-MEI 2007	%
(1)	(2)	(3)	(4)	(5)	(6)	(7)
JAPAN	1.367.575	1.602.006	17,14	4.689.952	6.413.286	36,75
HONG KONG	1.033.215	1.074.056	3,95	3.304.003	4.243.119	28,42
KOREA, REPUBLIC OF	631.510	810.042	28,27	2.018.004	2.601.016	28,89
TAIWAN	1.024.855	670.136	-34,61	3.962.133	2.741.496	-30,81
CHINA	2.674.613	2.823.237	5,56	5.861.332	5.374.315	-8,31
THAILAND	244.118	234.484	-3,95	658.387	505.128	-23,28
SINGAPORE	2.362.713	2.491.684	5,46	12.100.553	12.783.644	5,65
PHILIPPINES	34.565	35.262	2,02	82.354	88.199	7,10
MALAYSIA	104.108	99.865	-4,08	357.896	288.205	-19,47
CAMBODIA	64.939	0	-100,00	157.753	0	-100,00
VIET NAM	121.360	90.727	-25,24	373.551	413.064	10,58
INDIA	23.123	968	-95,81	92.302	18.906	-79,52
PAKISTAN	50.609	70.364	39,03	126.232	191.735	51,89
BANGLADESH	436.685	336.142	-23,02	1.101.560	793.419	-27,97
SRI LANKA	12.504	26.616	112,86	73.043	132.756	81,75
IRAN (ISLAMIC REPUBLIC OF)	23.998	22.315	-7,01	49.500	63.423	28,13
SAUDI ARABIA	14.597	14.923	2,23	27.958	12.344	-55,85
JORDAN	0	39.009	-	0	136.742	-
TURKEY	309.509	522.532	68,83	1.213.936	2.407.164	98,29
UNITED ARAB EMIRATES	2.000	0	-100,00	7.344	0	-100,00
EGYPT	800	7.265	808,13	9.040	19.526	116,00
TANZANIA, UNITED REPUBLIC OF	18.601	19.498	4,82	27.782	21.170	-23,80
NIGERIA	12.542	47.528	278,95	24.925	42.000	68,51
SOUTH AFRICA	12.160	4.920	-59,54	42.172	29.248	-30,65
MAURITIUS	0	50	-	0	188	-
AUSTRALIA	14.694	15.723	7,00	59.104	65.113	10,17
NEW ZEALAND	498	862	73,09	5.979	12.238	104,68
NEW CALEDONIA	40.000	0	-100,00	48.548	0	-100,00
FIJI	0	870	-	0	13.728	-
UNITED STATES	1.940.629	1.676.500	-13,61	3.734.762	3.428.912	-8,19
CANADA	190	3.629	1.810,00	1.086	24.819	2.185,36
MEXICO	191.810	112.782	-41,20	837.062	575.290	-31,27
HONDURAS	0	14.000	-	0	45.641	-
NICARAGUA	1.000	0	-100,00	6.620	0	-100,00
CHILE	2.999	4.498	49,98	9.110	14.170	55,54
ARGENTINA	27.994	0	-100,00	91.840	0	-100,00
BRAZIL	260.191	215.894	-17,02	1.431.865	1.112.810	-22,28
COLOMBIA	0	500	-	0	2.850	-
PERU	0	500	-	0	2.415	-
UNITED KINGDOM	67.623	73.210	8,26	337.377	413.783	22,65
NETHERLANDS	7.950	40.552	410,09	21.802	174.305	699,49
FRANCE	16	0	-100,00	66	0	-100,00
GERMANY, FED. REP. OF	841.416	874.126	3,89	5.791.678	5.571.203	-3,81
BELGIUM	25.792	104.247	304,18	177.801	626.575	252,40
SWITZERLAND	24.596	59.795	143,11	101.868	263.872	159,03
SWEDEN	0	352.500	-	0	267.900	-
ITALY	100.882	107.251	6,31	350.431	268.343	-23,42
SPAIN	285.791	454.588	59,06	917.569	1.820.565	98,41
POLAND	56.238	37.617	-33,11	129.358	144.822	11,95
ROMANIA	1.796	5.847	225,56	8.309	26.922	224,01
RUSSIA FEDERATION	0	1	-	0	10	-
<b>-PREPARAT PEMBASMI KUMAN, DLL</b>	<b>20.780.053</b>	<b>88.650.131</b>	<b>326,61</b>	<b>43.355.824</b>	<b>57.479.380</b>	<b>32,58</b>
JAPAN	2.375.033	3.184.917	34,10	4.279.228	4.421.863	3,33
HONG KONG	46.385	44.578	-3,90	124.049	74.315	-40,09
KOREA, REPUBLIC OF	382.410	313.898	-17,92	841.185	678.582	-19,33
TAIWAN	639.319	490.714	-23,24	1.070.581	971.705	-9,24
CHINA	514.664	65.904.788	12.705,40	4.718.767	11.175.231	136,83
PAPUA NEW GUINEA	70.333	124.950	77,65	52.784	91.480	73,31
THAILAND	2.825.578	3.149.622	11,47	5.106.438	5.943.893	16,40
SINGAPORE	2.699.927	2.593.624	-3,94	2.927.367	5.580.379	90,63
PHILIPPINES	855.211	1.668.556	95,10	2.102.014	2.369.528	12,73
MALAYSIA	2.286.662	1.675.941	-26,71	6.221.300	3.628.409	-41,68
MYANMAR (FORM. BURMA)	30.720	138.240	350,00	19.046	87.966	361,86
BRUNEI DARUSSALAM	619	2.636	325,85	1.223	7.901	546,03
VIET NAM	603.700	461.678	-23,53	2.606.616	2.646.012	1,51
MALDIVES	18.053	39.585	119,27	29.774	68.505	130,08
INDIA	148.299	51.767	-65,09	108.891	43.119	-60,40
PAKISTAN	1.283.879	1.330.748	3,65	1.467.062	1.089.373	-25,74
BANGLADESH	337.583	191.837	-43,17	533.497	446.777	-16,26
SRI LANKA	22.565	52.159	131,15	44.205	123.537	179,46
SAUDI ARABIA	2.869	2.448	-14,67	45.035	22.002	-51,14
JORDAN	0	1.557	-	0	20.148	-
LEBANON	124.438	140.376	12,81	127.917	145.141	13,46
OMAN	597	0	-100,00	6.121	0	-100,00
TURKEY	2	0	-100,00	1	0	-100,00
UNITED ARAB EMIRATES	96.952	26.099	-73,08	67.853	37.776	-44,33
EGYPT	0	11.331	-	0	211.537	-



TABEL 5. PERKEMBANGAN EKSPOR INDONESIA MENURUT KOMODITI DAN NEGARA TUJUAN

JENIS BARANG	BERAT BERSIH (KG)		PERUB %	NILAI FOB (US \$)		PERUB %
	JAN-MEI 2006	JAN-MEI 2007		JAN-MEI 2006	JAN-MEI 2007	
(1)	(2)	(3)	(4)	(5)	(6)	(7)
LIBYAN ARAB JAMAHIRIYA	0	1.846	-	0	5.148	-
ALGERIA	20.820	0	-100,00	22.069	0	-100,00
SUDAN	6.754	15.540	130,09	37.299	73.948	98,26
TANZANIA, UNITED REPUBLIC OF	37.044	62.733	69,35	43.044	42.266	-1,81
MADAGASCAR	562.180	88.530	-84,25	383.640	73.894	-80,74
KENYA	206.602	109.046	-47,22	178.738	89.872	-49,72
REUNION	47.541	20.260	-57,38	28.910	13.536	-53,18
MOZAMBIQUE	41.760	0	-100,00	27.734	0	-100,00
EQUATORIAL GUINEA	4.130	4.273	3,46	11.381	5.452	-52,10
TOGO	82.873	70.373	-15,08	58.944	60.943	3,39
GHANA	85.151	99.156	16,45	62.733	86.227	37,45
LIBERIA	0	21.600	-	0	15.696	-
GUINEA	21.600	0	-100,00	11.344	0	-100,00
CONGO	42.600	0	-100,00	27.936	0	-100,00
CAMEROON	20.690	0	-100,00	16.990	0	-100,00
NIGERIA	1.541	20.000	1.197,86	1.433	20.000	1.295,67
COTE D'IVOIRE	123.450	73.620	-40,36	97.839	54.635	-44,16
SENEGAL	7.969	0	-100,00	8.809	0	-100,00
BENIN	1.961	2.665	35,90	6.216	9.744	56,76
GAMBIA	2.564	25.771	905,11	4.370	69.233	1.484,28
UGANDA	0	151.200	-	0	97.776	-
NIGER	20.160	0	-100,00	12.816	0	-100,00
SOUTH AFRICA	252.946	303.220	19,88	269.498	317.794	17,92
ZIMBABWE	37.798	0	-100,00	23.195	0	-100,00
MALAWI	40.320	0	-100,00	26.496	0	-100,00
MAURITIUS	295.337	107.322	-63,66	268.045	138.142	-48,46
VIRGIN ISLANDS (BRITISH)	189	0	-100,00	2.924	0	-100,00
AUSTRALIA	138.369	82.657	-40,26	131.977	70.993	-46,21
NEW ZEALAND	7.959	11.125	39,78	623.847	375.230	-39,85
MICRONESIA, FEDERATED STATES OF	3.750	0	-100,00	12.872	0	-100,00
GUAM	2.250	0	-100,00	5.868	0	-100,00
NEW CALEDONIA	15.885	0	-100,00	31.260	0	-100,00
VANUATU	267	145	-45,69	476	380	-20,17
WALLIS AND FUTUNA ISLANDS	0	1.179	-	0	2.834	-
AMERICAN SAMOA	14.550	7.275	-50,00	28.286	11.034	-60,99
COOK ISLANDS	4.351	4.150	-4,62	4.181	3.700	-11,50
FIJI	71.539	144.936	102,60	61.488	137.030	122,86
SAMOA	112.189	72.147	-35,69	96.164	57.034	-40,69
SOLOMON ISLANDS	138	988	615,94	265	1.253	372,83
TONGA	1.209	4.125	241,19	1.822	3.924	115,37
EAST TIMOR	2.114	8	-99,62	968	20	-97,93
UNITED STATES	17.440	744.618	4.169,60	1.218.118	1.323.421	8,64
MEXICO	1.085.272	2.937.383	170,66	1.333.505	3.534.605	165,06
GUATEMALA	149.289	148.763	-0,35	136.385	123.652	-9,34
HONDURAS	614.467	121.996	-80,15	508.566	105.659	-79,22
NICARAGUA	173.298	88.766	-48,78	143.504	75.856	-47,14
PANAMA	20.250	0	-100,00	16.407	0	-100,00
CUBA	0	18.270	-	0	16.443	-
SURINAME	1.246	1.991	59,79	21.248	22.396	5,40
ARGENTINA	44.200	0	-100,00	29.622	0	-100,00
BRAZIL	1	0	-100,00	1	0	-100,00
PERU	8.595	7.707	-10,33	98.594	16.644	-83,12
TRINIDAD AND TOBAGO	27.228	36.081	32,51	26.393	30.655	16,15
JAMAICA	77.758	126.745	63,00	119.765	164.342	37,22
DOMINICAN REPUBLIC	18.082	144.656	700,00	19.906	126.444	535,21
EL SALVADOR	174.940	116.275	-33,53	148.834	108.588	-27,04
COSTA RICA	16.643	0	-100,00	15.093	0	-100,00
HAITI	188.554	344.720	82,82	144.124	236.218	63,90
BARBADOS	27.123	18.082	-33,33	31.092	15.458	-50,28
FRENCH POLYNESIA	20.309	46.209	127,53	18.868	35.714	89,28
NETHERLANDS ANTILLES	611	0	-100,00	1.506	0	-100,00
GUADELOUPE	0	8.030	-	0	11.188	-
UNITED KINGDOM	43	1	-97,67	230	2	-99,13
NETHERLANDS	91	16.009	17.492,31	446	12.916	2.795,96
FRANCE	490	31.096	6.246,12	518	65.782	12.599,23
GERMANY, FED. REP. OF	21.615	7.140	-66,97	15.782	3.522	-77,68
AUSTRIA	200	0	-100,00	100	0	-100,00
BELGIUM	0	1.418	-	0	10.223	-
SWITZERLAND	122	2.000	1.539,34	4.500	10.800	140,00
MONACO	0	49.320	-	0	70.495	-
DENMARK	21.672	0	-100,00	15.832	0	-100,00
NORWAY	16	0	-100,00	64	0	-100,00
SWEDEN	29	0	-100,00	120	0	-100,00
FINLAND	0	80.268	-	0	111.909	-
IRELAND	84	0	-100,00	40	0	-100,00
ITALY	172.400	336.980	95,46	3.946.185	9.370.304	137,45
SPAIN	7	350	4.900,00	20	2.520	12.500,00
GREECE	72.302	87.158	20,55	87.339	137.459	57,39

TABEL 5. PERKEMBANGAN EKSPOR INDONESIA MENURUT KOMODITI DAN NEGARA TUJUAN

JENIS BARANG	BERAT BERSIH (KG)		PERUB	NILAI FOB (US \$)		PERUB
	JAN-MEI 2006	JAN-MEI 2007	%	JAN-MEI 2006	JAN-MEI 2007	%
(1)	(2)	(3)	(4)	(5)	(6)	(7)
DEMOCRATIC REPUBLIC OF THE CONG	60.480	20.160	-66,67	40.032	13.248	-66,91
LATVIA	60.848	0	-100,00	80.254	0	-100,00
<b>-DAMAR TIRUAN, BAHAN PLASTIK</b>	<b>505.967.940</b>	<b>484.050.309</b>	<b>-4,33</b>	<b>686.559.924</b>	<b>744.637.200</b>	<b>8,46</b>
JAPAN	96.400.309	92.293.676	-4,26	147.834.721	157.695.889	6,67
HONG KONG	27.980.067	20.262.026	-27,58	20.815.236	26.679.246	28,17
KOREA, DEMOCRATIC PEOPLE'S REPL	12.870	0	-100,00	32.256	0	-100,00
KOREA, REPUBLIC OF	6.996.787	4.227.596	-39,58	9.730.281	8.722.127	-10,36
TAIWAN	7.567.032	6.498.945	-14,12	13.454.750	13.252.320	-1,50
CHINA	45.454.250	39.213.433	-13,73	38.613.795	35.011.286	-9,33
MACAU	0	48.352	-	0	19.880	-
PAPUA NEW GUINEA	319.972	470.856	47,16	711.945	807.978	13,49
THAILAND	6.804.568	8.381.488	23,17	19.448.569	21.687.031	11,51
SINGAPORE	32.658.351	31.968.356	-2,11	45.026.068	49.268.950	9,42
PHILIPPINES	8.633.759	9.325.233	8,01	19.942.143	20.710.649	3,85
MALAYSIA	35.729.514	45.860.127	28,35	46.867.836	64.365.294	37,33
MYANMAR (FORM. BURMA)	1.360.014	1.577.259	15,97	953.616	1.409.676	47,82
CAMBODIA	35.260	94.420	167,78	110.773	791.273	614,32
BRUNEI DARUSSALAM	175.696	192.644	9,65	253.856	206.635	-18,60
LAO PEOPLE'S DEMOCRATIC REPUBLI	0	383	-	0	275	-
NEPAL	38.465	98.114	155,07	73.012	150.931	106,72
VIET NAM	12.606.063	13.898.690	10,25	17.000.382	18.003.459	5,90
MALDIVES	61.719	93.653	51,74	81.359	185.328	127,79
INDIA	18.928.505	19.092.151	0,86	16.575.002	20.617.402	24,39
PAKISTAN	1.344.448	1.707.409	27,00	3.146.643	3.911.369	24,30
BANGLADESH	11.322.194	10.364.983	-8,45	9.964.214	10.521.683	5,59
SRI LANKA	3.753.676	2.974.118	-20,77	4.007.623	4.228.221	5,50
IRAN (ISLAMIC REPUBLIC OF)	64.638	23.689	-63,35	170.251	43.530	-74,43
SAUDI ARABIA	2.463.417	1.778.473	-27,80	4.543.877	4.967.951	9,33
KUWAIT	171.378	1.293.298	654,65	653.187	1.939.807	196,98
JORDAN	91.045	20.940	-77,00	148.951	44.950	-69,82
LEBANON	263.469	596.384	126,36	536.144	1.002.550	86,99
YEMEN	532.273	189.611	-64,38	887.776	337.700	-61,96
OMAN	114.550	75.240	-34,32	231.542	170.429	-26,39
SYRIA ARAB REPUBLIC	225.259	279.057	23,88	355.068	599.189	68,75
TURKEY	19.249.001	25.959.837	34,86	15.447.402	23.606.274	52,82
UNITED ARAB EMIRATES	7.958.204	3.040.718	-61,79	9.871.428	6.319.787	-35,98
QATAR	33.884	61.980	82,92	103.299	182.310	76,49
BAHRAIN	37.690	1.049.871	2.685,54	78.539	930.199	1.084,38
CYPRUS	18.318	28.066	53,22	44.293	75.502	70,46
EGYPT	3.613.018	2.655.305	-26,51	3.778.479	2.776.922	-26,51
LIBYAN ARAB JAMAHIRIYA	55.694	66.385	19,20	180.297	197.632	9,61
MOROCCO	58.811	152.892	159,97	47.142	569.101	1.107,21
TUNISIA	26.830	5.570	-79,24	58.225	17.070	-70,68
ALGERIA	0	500.030	-	0	610.332	-
SUDAN	168.877	96.826	-42,66	423.085	253.308	-40,13
ERITREA	0	2.242	-	0	10.698	-
NAMIBIA	14.645	0	-100,00	33.370	0	-100,00
ETHIOPIA	154.948	121.204	-21,78	180.689	175.952	-2,62
TANZANIA, UNITED REPUBLIC OF	504.947	202.280	-59,94	710.230	405.183	-42,95
MADAGASCAR	89.170	131.091	47,01	138.845	205.521	48,02
SOMALIA	0	20.902	-	0	82.957	-
KENYA	72.465	39.338	-45,71	247.030	115.640	-53,19
REUNION	84.680	92.498	9,23	119.100	149.998	25,94
MOZAMBIQUE	35.055	16.647	-52,51	44.645	38.826	-13,03
TOGO	156.525	226.821	44,91	232.856	372.871	60,13
GHANA	1.647.596	429.863	-73,91	1.188.331	643.120	-45,88
LIBERIA	57.292	4.374	-92,37	61.818	5.894	-90,47
GUINEA	2.179.934	452.627	-79,24	2.439.317	559.583	-77,06
ANGOLA	2.842	18.997	568,44	1.770	32.717	1.748,42
CONGO	15.886	0	-100,00	23.050	0	-100,00
CAMEROON	245.391	184.100	-24,98	217.413	314.297	44,56
NIGERIA	4.031.928	2.060.395	-48,90	6.128.756	4.781.014	-21,99
GABON	18.068	88.910	392,09	11.057	171.312	1.449,35
COTE D'IVOIRE	11.957	350.109	2.828,07	53.583	507.316	846,79
SENEGAL	73.784	25.710	-65,16	149.590	80.512	-46,18
MAURITANIA	19.942	27.991	40,36	25.785	45.320	75,76
MALI	76.652	39.277	-48,76	53.925	37.160	-31,09
BENIN	83.489	70.967	-15,00	93.854	97.890	4,30
BURKINA FASO	16.571	13.284	-19,84	11.179	9.621	-13,94
GUINEA BISSAU	119.700	0	-100,00	466.830	0	-100,00
GAMBIA	0	40.329	-	0	72.476	-
U.S. VIRGIN ISLANDS	25	0	-100,00	464	0	-100,00
SEYCHELLES	7.054	3.338	-52,68	17.071	7.978	-53,27
UGANDA	6.665	0	-100,00	5.249	0	-100,00
CENTRAL AFRICAN REPUBLIC	5.110	12.068	136,16	7.322	8.761	19,65
DJIBOUTI	85.933	268.175	212,07	152.055	496.144	226,29
SAO TOME AND PRINCIPE	1.893	13.205	597,57	1.470	24.782	1.585,85

TABEL 5. PERKEMBANGAN EKSPOR INDONESIA MENURUT KOMODITI DAN NEGARA TUJUAN

JENIS BARANG	BERAT BERSIH (KG)		PERUB	NILAI FOB (US \$)		PERUB
	JAN-MEI 2006	JAN-MEI 2007	%	JAN-MEI 2006	JAN-MEI 2007	%
(1)	(2)	(3)	(4)	(5)	(6)	(7)
SOUTH AFRICA	1.641.737	887.595	-45,94	2.287.541	1.713.032	-25,11
ZIMBABWE	9.180	17.549	91,17	9.241	17.014	84,11
ZAMBIA	42.000	13.738	-67,29	50.306	14.729	-70,72
MAURITIUS	1.294.755	1.269.937	-1,92	1.508.745	1.697.904	12,54
RWANDA	1.710	0	-100,00	4.664	0	-100,00
ZAIRE	16.247	0	-100,00	21.970	0	-100,00
VIRGIN ISLANDS (BRITISH)	152	73	-51,97	1.102	956	-13,25
AUSTRALIA	32.607.948	29.539.402	-9,41	42.988.488	40.872.785	-4,92
NEW ZEALAND	5.318.758	5.530.899	3,99	8.093.611	7.639.579	-5,61
MICRONESIA, FEDERATED STATES OF GUAM	8	0	-100,00	18	0	-100,00
PALAU	633	1.485	134,60	4.107	4.430	7,86
NEW CALEDONIA	5	0	-100,00	73	0	-100,00
NORTHERN MARIANA ISLANDS	30.937	17.223	-44,33	39.679	44.378	11,84
SAINT VINCENT AND THE GRENADINES	18	0	-100,00	260	0	-100,00
VANUATU	347	1.276	267,72	146	2.475	1.595,21
WALLIS AND FUTUNA ISLANDS	914	6.291	588,29	1.102	8.264	649,91
COOK ISLANDS	1.014	128	-87,38	423	308	-27,19
FIJI	0	4.308	-	0	8.500	-
KIRIBATI	203.768	130.001	-36,20	685.498	345.490	-49,60
MARSHALL ISLANDS	0	2.668	-	0	4.755	-
SAMOA	139	935	572,66	340	1.342	294,71
SOLOMON ISLANDS	7.605	16.833	121,34	168.409	97.041	-42,38
CHRISTMAS ISLANDS	4.082	23.479	475,18	1.941	29.488	1.419,22
EAST TIMOR	0	3.225	-	0	1.834	-
UNITED STATES	1.381.295	43.503	-96,85	1.962.671	120.899	-93,84
CANADA	62.310.686	59.895.898	-3,88	100.931.495	100.851.172	-0,08
MEXICO	1.423.234	1.769.424	24,32	3.094.317	4.102.300	32,58
GUATEMALA	371.628	281.892	-24,15	1.066.259	1.074.759	0,80
HONDURAS	126.813	49.593	-60,89	235.996	178.234	-24,48
NICARAGUA	23.339	13.540	-41,99	40.766	27.421	-32,74
PANAMA	105	0	-100,00	46	0	-100,00
SURINAME	52.094	78.902	51,46	97.899	167.836	71,44
CHILE	16.853	5.813	-65,51	105.763	20.012	-81,08
VENEZUELA	86.798	13.878	-84,01	165.055	21.726	-86,84
ARGENTINA	14.238	31.241	119,42	68.917	164.716	139,01
BRAZIL	871.648	470.935	-45,97	922.553	955.465	3,57
COLOMBIA	1.659.777	3.788.884	128,28	2.056.158	7.421.242	260,93
BOLIVIA	134.150	54.983	-59,01	460.092	648.864	41,03
URUGUAY	0	7.098	-	0	16.739	-
PARAGUAY	31.228	201.864	546,42	41.783	301.644	621,93
ECUADOR	10.552	1.117.599	10.491,35	30.535	1.438.052	4.609,52
PERU	11.069	22.982	107,62	25.083	53.726	114,19
GUYANA	131.510	163.134	24,05	426.306	423.636	-0,63
TRINIDAD AND TOBAGO	7.148	22.132	209,63	12.794	40.170	213,98
BAHAMAS	6.669	2.000	-70,01	17.462	11.900	-31,85
JAMAICA	0	882	-	0	326	-
PUERTO RICO	0	28.830	-	0	48.191	-
BELIZE	47.028	39	-99,92	73.693	709	-99,04
DOMINICAN REPUBLIC	2.916	0	-100,00	15.945	0	-100,00
EL SALVADOR	13.570	8.623	-36,46	79.848	103.313	29,39
COSTA RICA	17.588	22.000	25,09	23.467	26.479	12,84
HAITI	15.513	7.320	-52,81	39.466	23.790	-39,72
BARBADOS	20.345	0	-100,00	29.253	0	-100,00
ANTIGUA AND BARBUDA	0	322	-	0	442	-
ANGUILLA	2.963	0	-100,00	21.034	0	-100,00
ARUBA	0	121	-	0	363	-
BERMUDA	0	343	-	0	600	-
CAYMAN ISLANDS	705	872	23,69	4.796	6.801	41,81
FALKLAND ISLANDS (MALVINAS)	0	22	-	0	1.153	-
FRENCH GUIANA	0	27	-	0	36	-
FRENCH POLYNESIA	126	4.423	3.410,32	320	42.797	13.274,06
MARTINIQUE	3.130	9.792	212,84	25.749	16.959	-34,14
NETHERLANDS ANTILLES	1.173	472	-59,76	1.572	1.611	2,48
GUADELOUPE	8.776	4.054	-53,81	9.068	7.539	-16,86
SAINT KITTS AND NEVIS	2.059	3.249	57,80	5.591	7.497	34,09
UNITED KINGDOM	0	19	-	0	265	-
NETHERLANDS	11.306.954	5.246.444	-53,60	16.419.357	12.759.055	-22,29
FRANCE	3.290.884	3.936.017	19,60	7.673.809	9.502.752	23,83
GERMANY, FED. REP. OF	1.050.142	1.403.688	33,67	4.276.390	5.463.038	27,75
AUSTRIA	1.310.252	1.445.970	10,36	3.326.425	4.332.616	30,25
BELGIUM	37.559	1.795	-95,22	72.908	41.229	-43,45
SWITZERLAND	1.096.831	2.804.285	155,67	1.878.356	4.965.522	164,35
LUXEMBOURG	903.227	22.032	-97,56	1.043.290	91.587	-91,22
DENMARK	496	0	-100,00	360	0	-100,00
NORWAY	70.992	170.506	140,18	215.239	437.184	103,12
SWEDEN	25.270	35.246	39,48	69.405	76.223	9,82
FINLAND	96.899	74.171	-23,46	320.726	353.179	10,12
	144.184	246.215	70,76	231.428	472.081	103,99

TABEL 5. PERKEMBANGAN EKSPOR INDONESIA MENURUT KOMODITI DAN NEGARA TUJUAN

JENIS BARANG	BERAT BERSIH (KG)		PERUB	NILAI FOB (US \$)		PERUB
	JAN-MEI 2006	JAN-MEI 2007	%	JAN-MEI 2006	JAN-MEI 2007	%
(1)	(2)	(3)	(4)	(5)	(6)	(7)
IRELAND	407.060	707.166	73,73	770.386	1.146.029	48,76
ITALY	754.910	1.997.697	164,63	1.824.011	3.592.437	96,95
SPAIN	1.123.136	2.372.473	111,24	3.077.877	6.696.809	117,58
PORTUGAL	1.836.255	984.234	-46,40	2.064.488	1.490.891	-27,78
ICELAND	176.000	308.000	75,00	204.123	410.993	101,35
GREECE	596.686	1.244.639	108,59	1.512.362	2.609.931	72,57
DEMOCRATIC REPUBLIC OF THE CONG	75.561	10.709	-85,83	107.310	12.519	-88,33
HUNGARY	56.012	73.219	30,72	109.785	207.374	88,89
POLAND	217.001	535.413	146,73	664.094	1.202.377	81,06
ROMANIA	1.977.910	141.151	-92,86	2.287.500	242.626	-89,39
BULGARIA	7.252	28.133	287,93	18.270	74.059	305,36
YUGOSLAVIA	327	0	-100,00	597	0	-100,00
ARMENIA	21.528	0	-100,00	55.195	0	-100,00
TURKMENISTAN	0	15.000	-	0	39.075	-
UKRAINE	1.094.268	2.074.997	89,62	1.206.525	2.967.597	145,96
LITHUANIA	17.517	70.400	301,90	24.240	126.344	421,22
LATVIA	17.187	17.206	0,11	31.247	32.836	5,09
ESTONIA	0	51.519	-	0	95.226	-
GEORGIA	44.022	0	-100,00	49.267	0	-100,00
CROATIA	7.927	18.995	139,62	13.629	37.497	175,13
MALTA	3.487	23.577	576,14	35.373	78.647	122,34
SLOVAKIA	1.955	845	-56,78	6.747	8.259	22,41
SLOVENIA	5.431	324.032	5.866,34	3.678	452.615	12.206,01
CZECH REPUBLIC	18.298	9.553	-47,79	72.160	45.682	-36,69
REP. OF MACEDONIA	982	0	-100,00	3.078	0	-100,00
RUSSIA FEDERATION	5.034.833	586.406	-88,35	3.911.154	1.394.235	-64,35
<b>-BAHAN KERTAS</b>	<b>937.465.101</b>	<b>1.073.687.007</b>	<b>14,53</b>	<b>350.805.989</b>	<b>430.100.496</b>	<b>22,60</b>
JAPAN	28.352.835	58.064.181	104,79	11.652.218	27.328.235	134,53
KOREA, REPUBLIC OF	194.977.281	228.486.427	17,19	69.212.944	84.871.170	22,62
TAIWAN	31.733.094	46.070.018	45,18	11.978.417	25.240.952	110,72
CHINA	481.017.441	464.011.873	-3,54	184.808.311	190.962.753	3,33
THAILAND	1.494.937	2.575.361	72,27	627.283	1.165.663	85,83
SINGAPORE	44.788	13.355	-70,18	6.472	118.615	1.732,74
PHILIPPINES	4.054.900	2.532.950	-37,53	1.460.254	877.678	-39,90
MALAYSIA	3.000.000	21	-100,00	1.410.000	25	-100,00
VIET NAM	16.994.119	5.440.805	-67,98	5.920.089	1.950.867	-67,05
INDIA	52.880.804	69.259.104	30,97	20.302.141	24.928.803	22,79
PAKISTAN	200.000	1.192.486	496,24	48.465	927.973	1.814,73
BANGLADESH	10.212.496	11.189.746	9,57	3.489.491	4.459.949	27,81
IRAN (ISLAMIC REPUBLIC OF)	440.000	0	-100,00	129.182	0	-100,00
SAUDI ARABIA	4.500.000	909.087	-79,80	1.419.845	435.118	-69,35
KUWAIT	3.498.322	2.788.800	-20,28	1.341.974	968.112	-27,86
JORDAN	103.269	3.396.928	3.189,40	439.862	1.528.447	247,48
UNITED ARAB EMIRATES	2.777.237	9.728.566	250,30	1.192.233	4.076.710	241,94
ETHIOPIA	0	100.000	-	0	40.473	-
REUNION	595	347	-41,68	848	436	-48,58
DJIBOUTI	1.140.000	0	-100,00	405.113	0	-100,00
SOUTH AFRICA	0	431	-	0	475	-
AUSTRALIA	325	99.777	30.600,62	107	33.237	30.962,62
AMERICAN SAMOA	0	1	-	0	1	-
UNITED STATES	382	35.859.516	9.387.207,85	254	11.833.641	4.658.813,78
CANADA	98	1	-98,98	199	1	-99,50
ARGENTINA	500.000	0	-100,00	149.570	0	-100,00
URUGUAY	134	0	-100,00	72	0	-100,00
UNITED KINGDOM	185	0	-100,00	2.469	0	-100,00
NETHERLANDS	13.543.542	29.308.560	116,40	5.154.477	10.886.381	111,20
FRANCE	34.378.229	25.923.834	-24,59	12.637.544	10.009.678	-20,79
BELGIUM	0	195	-	0	30	-
SWITZERLAND	999.997	0	-100,00	352.791	0	-100,00
FINLAND	0	19.920	-	0	7.629	-
ITALY	48.131.525	76.714.682	59,39	15.781.380	27.447.266	73,92
SPAIN	0	13	-	0	143	-
BULGARIA	2.488.566	0	-100,00	881.984	0	-100,00
RUSSIA FEDERATION	0	22	-	0	35	-
<b>-ALAS KAKI (KULIT, KARET DAN KANV</b>	<b>47.985.265</b>	<b>49.023.498</b>	<b>2,16</b>	<b>678.803.598</b>	<b>683.745.020</b>	<b>0,73</b>
JAPAN	3.420.517	3.034.129	-11,30	41.258.257	35.051.899	-15,04
HONG KONG	347.998	526.857	51,40	4.782.049	7.069.105	47,83
KOREA, DEMOCRATIC PEOPLE'S REPL	290	0	-100,00	1.243	0	-100,00
KOREA, REPUBLIC OF	963.208	926.767	-3,78	11.484.196	10.886.805	-5,20
TAIWAN	575.242	738.943	28,46	4.620.316	4.576.178	-0,96
CHINA	477.626	873.284	82,84	7.495.356	13.135.358	75,25
PAPUA NEW GUINEA	26.633	70.646	165,26	243.832	315.071	29,22
THAILAND	265.248	295.985	11,59	2.968.115	4.363.234	47,00
SINGAPORE	1.663.788	1.914.080	15,04	19.877.936	21.485.192	8,09
PHILIPPINES	276.176	173.584	-37,15	1.942.754	1.792.173	-7,75
MALAYSIA	603.533	424.071	-29,74	5.929.640	6.125.066	3,30

TABEL 5. PERKEMBANGAN EKSPOR INDONESIA MENURUT KOMODITI DAN NEGARA TUJUAN

JENIS BARANG	BERAT BERSIH (KG)		PERUB %	NILAI FOB (US \$)		PERUB %
	JAN-MEI 2006	JAN-MEI 2007		JAN-MEI 2006	JAN-MEI 2007	
(1)	(2)	(3)	(4)	(5)	(6)	(7)
MYANMAR (FORM. BURMA)	5.568	0	-100,00	18.145	0	-100,00
CAMBODIA	0	1.026	-	0	4.798	-
BRUNEI DARUSSALAM	28.677	26.961	-5,98	131.081	152.657	16,46
NEPAL	999	736	-26,33	9.371	17.484	86,58
VIET NAM	83.213	94.018	12,98	693.579	907.512	30,84
MALDIVES	130.367	126.912	-2,65	193.208	171.362	-11,31
INDIA	96.993	81.620	-15,85	1.439.027	676.269	-53,01
PAKISTAN	3.185	1.188	-62,70	32.850	11.354	-65,44
BANGLADESH	1.196	0	-100,00	1.668	0	-100,00
SRI LANKA	11.368	19.500	71,53	252.602	12.818	-94,93
AFGHANISTAN	0	493	-	0	4.303	-
IRAN (ISLAMIC REPUBLIC OF)	0	48	-	0	197	-
SAUDI ARABIA	74.710	64.077	-14,23	235.038	273.994	16,57
KUWAIT	7.599	1.344	-82,31	41.448	30.138	-27,29
JORDAN	11.174	30.191	170,19	37.941	39.283	3,54
P. DEM.REP. OF YEMEN	1.823	0	-100,00	45.033	0	-100,00
LEBANON	3.640	2.403	-33,98	66.601	39.929	-40,05
YEMEN	17.312	19.936	15,16	52.753	47.273	-10,39
OMAN	36	64	77,78	468	30	-93,59
SYRIA ARAB REPUBLIC	0	2.332	-	0	24.981	-
TURKEY	245.644	290.219	18,15	3.278.192	3.823.939	16,65
UNITED ARAB EMIRATES	223.922	228.113	1,87	2.817.134	2.738.896	-2,78
QATAR	2.155	0	-100,00	39.096	0	-100,00
BAHRAIN	0	13	-	0	10	-
CYPRUS	10.055	20.522	104,10	108.455	144.048	32,82
EGYPT	12.659	27.670	118,58	157.613	618.961	292,71
MOROCCO	3.130	0	-100,00	9.931	0	-100,00
ALGERIA	1.747	966	-44,71	4.540	15.021	230,86
SUDAN	0	6	-	0	49	-
ERITREA	0	174	-	0	833	-
TANZANIA, UNITED REPUBLIC OF	2.067	31	-98,50	2.843	140	-95,08
MADAGASCAR	27.603	36.489	32,19	41.876	28.180	-32,71
KENYA	1.164	30.229	2.496,99	2.368	45.621	1.826,56
REUNION	12.633	5.889	-53,38	76.062	35.126	-53,82
MOZAMBIQUE	22.883	17.347	-24,19	39.237	13.471	-65,67
TOGO	13.360	4.840	-63,77	23.800	7.800	-67,23
GHANA	3.740	7.000	87,17	3.000	11.868	295,60
LIBERIA	61.097	0	-100,00	61.750	0	-100,00
GUINEA	18.083	11.049	-38,90	31.500	10.290	-67,33
ANGOLA	9.030	0	-100,00	12.325	0	-100,00
CONGO	112.000	40.000	-64,29	188.437	89.366	-52,58
CAMEROON	4	1	-75,00	99	4	-95,96
GABON	2.330	682	-70,73	3.225	500	-84,50
COTE D'IVOIRE	0	639	-	0	896	-
SENEGAL	22.000	7.000	-68,18	37.500	12.362	-67,03
MAURITANIA	818	0	-100,00	4.272	0	-100,00
GAMBIA	0	156	-	0	293	-
U.S. VIRGIN ISLANDS	3	41	1.266,67	62	301	385,48
SEYCHELLES	10.130	1.099	-89,15	14.809	6.319	-57,33
UGANDA	137	4	-97,08	3	36	1.100,00
DJIBOUTI	315	200	-36,51	3.450	5.226	51,48
SAO TOME AND PRINCIPE	1.288	2.134	65,68	1.001	3.780	277,62
SOUTH AFRICA	377.551	423.309	12,12	4.917.524	5.756.781	17,07
MAURITIUS	23.260	20.622	-11,34	54.390	57.594	5,89
VIRGIN ISLANDS (BRITISH)	908	0	-100,00	17.359	0	-100,00
AUSTRALIA	525.226	746.702	42,17	7.754.407	10.951.826	41,23
NEW ZEALAND	91.688	79.625	-13,16	1.268.616	1.227.936	-3,21
MICRONESIA, FEDERATED STATES OF	48	0	-100,00	110	0	-100,00
GUAM	40	302	655,00	1.342	570	-57,53
NEW CALEDONIA	2.561	4.296	67,75	18.574	17.224	-7,27
NORTHERN MARIANA ISLANDS	0	2.010	-	0	19.495	-
SAINT VINCENT AND THE GRENADINES	40	377	842,50	294	732	148,98
VANUATU	318	884	177,99	605	1.107	82,98
AMERICAN SAMOA	370	99	-73,24	5.172	1.136	-78,04
COOK ISLANDS	0	1.899	-	0	2.627	-
FIJI	4.653	4.214	-9,43	33.793	38.174	12,96
MARSHALL ISLANDS	0	4	-	0	174	-
SAMOA	55	0	-100,00	71	0	-100,00
SOLOMON ISLANDS	892	0	-100,00	2.504	0	-100,00
TONGA	0	672	-	0	829	-
EAST TIMOR	14.509	3.029	-79,12	35.568	31.687	-10,91
UNITED STATES	13.027.008	11.750.361	-9,80	198.198.778	176.368.681	-11,01
CANADA	653.052	527.118	-19,28	8.328.000	6.986.565	-16,11
MEXICO	820.246	1.585.595	93,31	8.989.598	15.740.145	75,09
GUATEMALA	0	14	-	0	195	-
HONDURAS	7.672	14.429	88,07	46.341	100.703	117,31
PANAMA	356.409	311.933	-12,48	5.089.129	4.547.310	-10,65
CUBA	1.209	220	-81,80	555	945	70,27

TABEL 5. PERKEMBANGAN EKSPOR INDONESIA MENURUT KOMODITI DAN NEGARA TUJUAN

JENIS BARANG	BERAT BERSIH (KG)		PERUB	NILAI FOB (US \$)		PERUB
	JAN-MEI 2006	JAN-MEI 2007	%	JAN-MEI 2006	JAN-MEI 2007	%
	(1)	(2)	(3)	(4)	(5)	(6)
SURINAME	775	37	-95,23	3.002	536	-82,15
CHILE	177.096	151.847	-14,26	2.737.073	2.291.826	-16,27
VENEZUELA	2.944	4.154	41,10	39.311	77.933	98,25
ARGENTINA	250.911	127.767	-49,08	3.518.385	1.763.222	-49,89
BRAZIL	130.188	322.366	147,62	1.681.210	4.568.961	171,77
COLOMBIA	17.047	58.076	240,68	311.958	769.498	146,67
URUGUAY	22.869	18.231	-20,28	366.875	309.022	-15,77
PARAGUAY	3.061	10.074	229,11	36.990	121.718	229,06
ECUADOR	47.006	38.682	-17,71	643.676	544.886	-15,35
PERU	19.916	43.028	116,05	334.061	503.814	50,81
BAHAMAS	48	0	-100,00	982	0	-100,00
JAMAICA	0	36	-	0	740	-
PUERTO RICO	816	1.891	131,74	9.164	11.431	24,74
BELIZE	0	42	-	0	57	-
DOMINICAN REPUBLIC	4.430	1.074	-75,76	24.438	1.779	-92,72
EL SALVADOR	56	11.802	20.975,00	1.067	49.880	4.574,79
COSTA RICA	3.784	21.190	459,99	21.938	223.793	920,12
ANTIGUA AND BARBUDA	38	0	-100,00	378	0	-100,00
ARUBA	0	13	-	0	726	-
BERMUDA	671	142	-78,84	4.423	1.267	-71,35
CAYMAN ISLANDS	0	120	-	0	10.272	-
FALKLAND ISLANDS (MALVINAS)	0	151	-	0	198	-
FRENCH GUIANA	42	0	-100,00	527	0	-100,00
FRENCH POLYNESIA	2.154	9.773	353,71	8.628	26.093	202,42
MARTINIQUE	481	0	-100,00	2.004	0	-100,00
NETHERLANDS ANTILLES	1.314	505	-61,57	20.268	11.353	-43,99
GUADELOUPE	294	509	73,13	4.020	2.320	-42,29
SAINT KITTS AND NEVIS	175	0	-100,00	251	0	-100,00
UNITED KINGDOM	4.734.578	4.632.635	-2,15	65.351.994	58.073.824	-11,14
NETHERLANDS	3.513.843	2.954.069	-15,93	53.575.827	41.906.444	-21,78
FRANCE	830.715	1.406.847	69,35	12.090.147	19.253.887	59,25
GERMANY, FED. REP. OF	3.239.777	3.638.106	12,29	52.419.078	62.696.913	19,61
AUSTRIA	63.525	20.409	-67,87	755.161	225.096	-70,19
BELGIUM	3.060.341	3.876.408	26,67	50.037.431	58.359.326	16,63
SWITZERLAND	68.378	57.591	-15,78	921.188	648.440	-29,61
MONACO	7.285	0	-100,00	94.262	0	-100,00
DENMARK	181.920	473.472	160,26	3.107.230	11.768.195	278,74
NORWAY	64.276	47.545	-26,03	990.183	647.299	-34,63
SWEDEN	454.471	72.086	-84,14	7.331.361	1.099.355	-85,00
FINLAND	22.625	30.668	35,55	433.528	444.068	2,43
IRELAND	128.785	74.425	-42,21	1.104.172	1.147.883	3,96
ITALY	2.774.563	3.106.838	11,98	34.039.253	42.061.105	23,57
SPAIN	1.262.949	990.245	-21,59	14.997.002	12.240.351	-18,38
PORTUGAL	112.942	162.566	43,94	3.407.408	4.678.397	37,30
GREECE	307.648	183.091	-40,49	3.953.027	2.582.970	-34,66
HUNGARY	11.091	16.389	47,77	134.828	152.066	12,79
POLAND	95.372	27.116	-71,57	1.342.780	297.812	-77,82
ROMANIA	2.492	1.404	-43,66	43.721	13.200	-69,81
BULGARIA	7.012	16.400	133,88	63.617	96.743	52,07
YUGOSLAVIA	5.802	14.935	157,41	47.759	218.080	356,63
UKRAINE	22.441	50.603	125,49	388.162	674.830	73,85
LITHUANIA	0	1.396	-	0	32.463	-
LATVIA	2.665	6.106	129,12	78.478	73.624	-6,19
ESTONIA	682	44.420	6.413,20	10.156	1.218.396	11.896,81
CROATIA	8.378	27.356	226,52	121.991	196.513	61,09
MALTA	45	1.051	2.235,56	289	22.782	7.783,04
SLOVAKIA	329.201	286.409	-13,00	14.236.255	10.813.830	-24,04
SLOVENIA	11.429	20.677	80,92	132.911	222.726	67,58
CZECH REPUBLIC	16.090	39.590	146,05	244.194	560.229	129,42
RUSSIA FEDERATION	131.997	259.713	96,76	1.999.759	3.346.613	67,35
<b>-PRODUK KERAMIK</b>	<b>251.820.316</b>	<b>209.527.082</b>	<b>-16,80</b>	<b>121.495.665</b>	<b>117.290.095</b>	<b>-3,46</b>
JAPAN	3.897.096	4.020.164	3,16	11.155.524	10.712.964	-3,97
HONG KONG	483.083	231.309	-52,12	647.959	524.246	-19,09
KOREA, REPUBLIC OF	18.200.659	23.026.065	26,51	9.138.747	8.123.241	-11,11
TAIWAN	16.279.721	19.324.461	18,70	4.749.224	6.154.152	29,58
CHINA	316.806	499.948	57,81	674.979	940.345	39,31
MACAU	0	16.898	-	0	201.085	-
PAPUA NEW GUINEA	86.663	252.864	191,78	18.653	59.810	220,65
THAILAND	16.947.728	10.773.432	-36,43	4.336.478	3.398.570	-21,63
SINGAPORE	2.324.458	2.371.253	2,01	1.751.135	1.859.987	6,22
PHILIPPINES	4.251.192	4.256.867	0,13	1.199.635	1.215.438	1,32
MALAYSIA	20.748.385	19.025.622	-8,30	4.232.183	4.014.182	-5,15
MYANMAR (FORM. BURMA)	505.536	566.571	12,07	82.836	81.215	-1,96
CAMBODIA	663.898	700.418	5,50	129.180	163.052	26,22
BRUNEI DARUSSALAM	878.696	1.133.845	29,04	245.022	286.822	17,06
LAO PEOPLE'S DEMOCRATIC REPUBLI	111.844	245	-99,78	38.369	1.454	-96,21
VIET NAM	630.748	322.769	-48,83	180.344	177.078	-1,81

TABEL 5. PERKEMBANGAN EKSPOR INDONESIA MENURUT KOMODITI DAN NEGARA TUJUAN

JENIS BARANG	BERAT BERSIH (KG)		PERUB	NILAI FOB (US \$)		PERUB
	JAN-MEI 2006	JAN-MEI 2007	%	JAN-MEI 2006	JAN-MEI 2007	%
	(1)	(2)	(3)	(4)	(5)	(6)
MALDIVES	1.680.659	731.594	-56,47	304.304	349.692	14,92
INDIA	539.874	649.957	20,39	802.006	1.181.176	47,28
PAKISTAN	3.537.820	5.957.001	68,38	630.007	1.101.117	74,78
BANGLADESH	191.786	125.690	-34,46	146.454	122.929	-16,06
SRI LANKA	4.858.755	5.730.491	17,94	974.725	1.123.847	15,30
AFGHANISTAN	24.320	0	-100,00	21.615	0	-100,00
IRAN (ISLAMIC REPUBLIC OF)	15.648	17.902	14,40	58.137	5.896	-89,86
SAUDI ARABIA	12.383.508	9.681.368	-21,82	1.957.888	1.646.883	-15,88
KUWAIT	309.032	1.101.066	256,30	103.057	216.317	109,90
JORDAN	153.611	383.427	149,61	36.267	59.154	63,11
LEBANON	2.300	3.990	73,48	2.973	10.623	257,32
YEMEN	631.811	342.221	-45,83	157.308	77.531	-50,71
OMAN	22	1.031	4.586,36	556	13.841	2.389,39
SYRIA ARAB REPUBLIC	0	141	-	0	1.129	-
TURKEY	1.972.118	2.982.916	51,25	816.915	1.833.274	124,41
UNITED ARAB EMIRATES	1.747.260	2.633.607	50,73	1.196.027	1.629.371	36,23
QATAR	419.406	1.578.178	276,29	410.519	652.267	58,89
BAHRAIN	434.768	136.943	-68,50	136.663	43.714	-68,01
CYPRUS	42.577	96.852	127,47	31.034	45.231	45,75
EGYPT	392.906	329.253	-16,20	218.648	177.110	-19,00
MOROCCO	4.796	16.686	247,91	7.251	6.630	-8,56
TUNISIA	3.427	1.505	-56,08	4.640	4.002	-13,75
ALGERIA	0	513	-	0	1.423	-
SUDAN	213.398	0	-100,00	35.601	0	-100,00
ETHIOPIA	50	0	-100,00	390	0	-100,00
TANZANIA, UNITED REPUBLIC OF	343	136	-60,35	862	600	-30,39
MADAGASCAR	73.202	122	-99,83	13.523	107	-99,21
KENYA	26.208	74.150	182,93	4.583	12.807	179,45
REUNION	811.695	918.454	13,15	165.173	228.159	38,13
MOZAMBIQUE	42.122	5.641	-86,61	7.493	10.757	43,56
BOTSWANA	20.400	122.160	498,82	3.890	19.860	410,54
TOGO	0	26.240	-	0	3.890	-
GUINEA	265	0	-100,00	721	0	-100,00
ANGOLA	157.924	926.971	486,97	26.424	298.369	1.029,16
CONGO	0	154	-	0	100	-
CAMEROON	35.998	0	-100,00	6.050	0	-100,00
NIGERIA	116.848	24.443	-79,08	43.255	13.440	-68,93
GABON	5.265	48	-99,09	7.410	45	-99,39
COTE D'IVOIRE	20	23.409	116.945,00	19	11.823	62.126,32
SENEGAL	4.079	143	-96,49	5.075	705	-86,11
BENIN	1.195	1.771	48,20	5.250	700	-86,67
SEYCHELLES	84.781	2.777	-96,72	72.798	3.953	-94,57
UGANDA	183	570	211,48	4	977	24.325,00
SAO TOME AND PRINCIPE	2.318	1.012	-56,34	1.800	1.792	-0,44
SOUTH AFRICA	3.807.784	5.291.631	38,97	5.691.873	12.825.405	125,33
MAURITIUS	1.338.993	2.003.587	49,63	246.123	400.329	62,65
VIRGIN ISLANDS (BRITISH)	1	29	2.800,00	9	233	2.488,89
AUSTRALIA	17.025.093	16.892.033	-0,78	6.172.296	6.260.247	1,42
NEW ZEALAND	1.205.415	1.031.682	-14,41	543.962	480.632	-11,64
GUAM	91.828	9.383	-89,78	31.661	13.614	-57,00
PALAU	74	3	-95,95	277	13	-95,31
NEW CALEDONIA	6.779	7.048	3,97	11.059	7.839	-29,12
NORTHERN MARIANA ISLANDS	2.633	0	-100,00	4.561	0	-100,00
SAINT VINCENT AND THE GRENADINES	80	35	-56,25	777	93	-88,03
VANUATU	190.444	81.983	-56,95	70.256	39.766	-43,40
WALLIS AND FUTUNA ISLANDS	2.442	292	-88,04	2.712	564	-79,20
AMERICAN SAMOA	0	24.480	-	0	6.048	-
COOK ISLANDS	43.547	5.423	-87,55	10.269	9.840	-4,18
FIJI	367.612	240.176	-34,67	116.450	80.535	-30,84
MARSHALL ISLANDS	3.758	0	-100,00	708	0	-100,00
SAMOA	0	69.558	-	0	15.888	-
TONGA	18.531	13.870	-25,15	5.477	11.769	114,88
EAST TIMOR	528.539	3.240	-99,39	130.519	3.592	-97,25
UNITED STATES	76.886.070	28.788.818	-62,56	36.357.798	23.220.704	-36,13
CANADA	4.503.475	3.932.178	-12,69	2.576.659	2.382.671	-7,53
MEXICO	448.819	79.635	-82,26	642.382	203.656	-68,30
GUATEMALA	397.092	275.139	-30,71	82.198	66.797	-18,74
HONDURAS	161.079	10	-99,99	45.011	15	-99,97
NICARAGUA	129	229	77,52	56	172	207,14
PANAMA	378.152	312.796	-17,28	85.071	73.490	-13,61
CUBA	914	0	-100,00	390	0	-100,00
SURINAME	0	54	-	0	318	-
CHILE	469.896	300.955	-35,95	168.232	126.540	-24,78
VENEZUELA	8.096	823	-89,83	16.735	5.396	-67,76
ARGENTINA	23.224	37.643	62,09	17.848	25.830	44,72
BRAZIL	4.713	2.054	-56,42	7.013	4.134	-41,05
COLOMBIA	14.957	94.254	530,17	16.993	150.568	786,06
BOLIVIA	0	24.510	-	0	6.207	-

TABEL 5. PERKEMBANGAN EKSPOR INDONESIA MENURUT KOMODITI DAN NEGARA TUJUAN

JENIS BARANG	BERAT BERSIH (KG)		PERUB	NILAI FOB (US \$)		PERUB
	JAN-MEI 2006	JAN-MEI 2007	%	JAN-MEI 2006	JAN-MEI 2007	%
(1)	(2)	(3)	(4)	(5)	(6)	(7)
URUGUAY	1.041	460	-55,81	1.272	565	-55,58
ECUADOR	72.892	25	-99,97	19.229	67	-99,65
PERU	23.729	189	-99,20	7.808	98	-98,74
TRINIDAD AND TOBAGO	49.110	49.808	1,42	16.152	12.798	-20,77
BAHAMAS	5.165	5.720	10,75	55.814	41.505	-25,64
JAMAICA	580.124	515.379	-11,16	123.057	138.901	12,88
PUERTO RICO	541.962	487.428	-10,06	170.247	171.799	0,91
BELIZE	35	0	-100,00	209	0	-100,00
DOMINICAN REPUBLIC	1.441	5.219	262,18	1.220	4.428	262,95
EL SALVADOR	171	0	-100,00	350	0	-100,00
COSTA RICA	5.777	3.971	-31,26	5.080	2.994	-41,06
HAITI	38	0	-100,00	26	0	-100,00
BARBADOS	6.127	4.177	-31,83	6.650	4.832	-27,34
ANTIGUA AND BARBUDA	106	0	-100,00	50	0	-100,00
ANGUILLA	0	523	-	0	1.932	-
ARUBA	7.820	160	-97,95	15.123	245	-98,38
BERMUDA	278	439	57,91	1.883	3.235	71,80
CAYMAN ISLANDS	1.435	29	-97,98	638	8	-98,75
FRENCH GUIANA	1.029	952	-7,48	688	1.699	146,95
FRENCH POLYNESIA	445.750	172.905	-61,21	138.554	34.727	-74,94
GRENADA	48.542	22.697	-53,24	12.829	9.623	-24,99
MARTINIQUE	1.178	1.154	-2,04	2.385	1.272	-46,67
NETHERLANDS ANTILLES	681	32.186	4.626,28	1.279	5.299	314,31
NORFOLK ISLANDS	509	0	-100,00	706	0	-100,00
SAINT LUCIA	24.370	0	-100,00	5.193	0	-100,00
TURKS AND CAICOS ISLANDS	4.469	0	-100,00	1.283	0	-100,00
GUADELOUPE	3.641	2.728	-25,08	5.250	4.266	-18,74
UNITED KINGDOM	3.502.310	3.817.221	8,99	5.882.633	6.386.286	8,56
NETHERLANDS	1.029.727	1.185.868	15,16	770.338	901.481	17,02
FRANCE	1.306.906	918.332	-29,73	1.390.207	1.724.518	24,05
GERMANY, FED. REP. OF	591.601	271.280	-54,14	970.469	759.411	-21,75
AUSTRIA	1.164	4.724	305,84	10.219	9.585	-6,20
BELGIUM	1.311.812	2.070.610	57,84	1.702.599	1.435.191	-15,71
SWITZERLAND	167.396	169.484	1,25	420.515	250.393	-40,46
DENMARK	127.139	75.264	-40,80	84.622	66.051	-21,95
NORWAY	1.102.426	2.393.116	117,08	370.354	630.431	70,22
SWEDEN	680.180	978.946	43,92	231.007	397.823	72,21
FINLAND	137.803	56.632	-58,90	886.636	478.941	-45,98
IRELAND	151.475	220.284	45,43	232.508	326.184	40,29
ITALY	6.576.276	8.710.157	32,45	4.535.456	4.677.166	3,12
SPAIN	545.611	1.040.558	90,71	870.960	1.632.080	87,39
PORTUGAL	38.185	33.632	-11,92	55.899	27.869	-50,14
MONTserrat	17.280	0	-100,00	2.957	0	-100,00
GREECE	2.027.129	3.340.787	64,80	421.349	687.146	63,08
HUNGARY	49.636	8.428	-83,02	26.294	17.260	-34,36
POLAND	552.021	19.860	-96,40	156.345	14.218	-90,91
ROMANIA	38.017	3.444	-90,94	97.182	4.523	-95,35
BULGARIA	1.642	3.228	96,59	2.656	11.520	333,73
YUGOSLAVIA	21.191	1.575	-92,57	4.561	2.330	-48,91
KAZAKHSTAN	3	237	7.800,00	67	333	397,01
UKRAINE	2.482.018	536.559	-78,38	769.443	240.356	-68,76
LITHUANIA	203	23.498	11.475,37	931	4.552	388,94
LATVIA	11.165	0	-100,00	24.020	0	-100,00
ESTONIA	225.944	28.510	-87,38	51.738	9.990	-80,69
GEORGIA	47	1.250	2.559,57	226	9.300	4.015,04
CROATIA	1.589	73.587	4.531,03	4.145	65.430	1.478,53
MALTA	106.800	299.609	180,53	31.810	62.418	96,22
SLOVAKIA	178.208	4.148	-97,67	67.967	2.563	-96,23
SLOVENIA	6.802	512	-92,47	26.265	903	-96,56
CZECH REPUBLIC	11.037	73.241	563,60	4.758	164.445	3.356,18
RUSSIA FEDERATION	1.792.773	1.179.537	-34,21	742.596	601.318	-19,02
<b>-EMAS BATANGAN</b>	<b>16.577</b>	<b>14.458</b>	<b>-12,78</b>	<b>270.817.812</b>	<b>302.301.897</b>	<b>11,63</b>
JAPAN	1.709	0	-100,00	311.369	0	-100,00
HONG KONG	651	949	45,78	13.968.934	20.062.030	43,62
SINGAPORE	7.157	7.656	6,97	135.208.244	163.766.788	21,12
MALAYSIA	1.462	353	-75,85	28.139.799	7.568.697	-73,10
AUSTRALIA	3.522	5.331	51,36	63.655.916	107.347.412	68,64
SWITZERLAND	2.076	169	-91,86	29.533.550	3.556.970	-87,96
<b>-PESAWAT UDARA DAN BAGIANNYA</b>	<b>3.784.349</b>	<b>963.811</b>	<b>-74,53</b>	<b>178.297.802</b>	<b>50.460.011</b>	<b>-71,70</b>
JAPAN	11.260	5.384	-52,18	2.749.461	1.290.883	-53,05
HONG KONG	10.879	4.083	-62,47	407.104	513.115	26,04
KOREA, REPUBLIC OF	1.248	1.893	51,68	799.124	220.014	-72,47
TAIWAN	6	2.279	37.883,33	178	25.626	14.296,63
CHINA	161.992	8.024	-95,05	1.668.359	1.020.074	-38,86
PAPUA NEW GUINEA	3.024	0	-100,00	567.900	0	-100,00
THAILAND	94.480	105.595	11,76	928.006	3.576.270	285,37



TABEL 5. PERKEMBANGAN EKSPOR INDONESIA MENURUT KOMODITI DAN NEGARA TUJUAN

JENIS BARANG	BERAT BERSIH (KG)		PERUB	NILAI FOB (US \$)		PERUB
	JAN-MEI 2006	JAN-MEI 2007	%	JAN-MEI 2006	JAN-MEI 2007	%
(1)	(2)	(3)	(4)	(5)	(6)	(7)
SINGAPORE	617.465	134.140	-78,28	77.995.160	7.113.310	-90,88
PHILIPPINES	582	304	-47,77	471.133	6.927	-98,53
MALAYSIA	355.142	63.639	-82,08	43.736.925	6.005.640	-86,27
CAMBODIA	0	1.019	-	0	34.200	-
BRUNEI DARUSSALAM	160	291	81,88	31.749	11.902	-62,51
VIET NAM	21.370	119	-99,44	501.150	150	-99,97
INDIA	7.650	4.605	-39,80	500.350	517.850	3,50
PAKISTAN	1.027	425	-58,62	1.155.662	1.017.132	-11,99
BANGLADESH	0	69	-	0	200	-
SRI LANKA	45	270	500,00	100	1.819	1.719,00
IRAN (ISLAMIC REPUBLIC OF)	874	0	-100,00	30.000	0	-100,00
SAUDI ARABIA	25	922	3.588,00	1	3.885	388.400,00
JORDAN	125	1.383	1.006,40	5.000	12.850	157,00
YEMEN	0	156	-	0	7.450	-
OMAN	0	10	-	0	9.358	-
TURKEY	224	156	-30,36	145.631	54.616	-62,50
UNITED ARAB EMIRATES	137.318	157.293	14,55	815.569	1.196.131	46,66
LIBYAN ARAB JAMAHIRIYA	150.000	0	-100,00	2.000.000	0	-100,00
MADAGASCAR	0	3.695	-	0	1.856	-
KENYA	87	1.348	1.449,43	2.900	43.275	1.392,24
REUNION	0	832	-	0	4.518	-
TOGO	0	288	-	0	400	-
COTE D'IVOIRE	0	197	-	0	277	-
BENIN	172	0	-100,00	380	0	-100,00
CENTRAL AFRICAN REPUBLIC	0	42	-	0	2.000	-
SOUTH AFRICA	107.189	5.878	-94,52	1.516.820	106.683	-92,97
AUSTRALIA	216.608	15.231	-92,97	2.137.442	1.601.927	-25,05
NEW ZEALAND	25	3.505	13.920,00	371	1.032.348	278.160,92
UNITED STATES	541.754	30.840	-94,31	14.055.805	3.122.909	-77,78
CANADA	188	633	236,70	56.550	15.172	-73,17
FRENCH POLYNESIA	0	714	-	0	608	-
UNITED KINGDOM	1.199.106	258.979	-78,40	15.995.724	7.632.368	-52,28
NETHERLANDS	16.051	13.803	-14,01	860.642	356.107	-58,62
FRANCE	13.090	39.921	204,97	926.166	738.625	-20,25
GERMANY, FED. REP. OF	33.636	62.722	86,47	4.263.498	7.111.642	66,80
BELGIUM	4.525	15.659	246,06	533.900	644.844	20,78
SWITZERLAND	4.049	3.641	-10,08	102.918	198.374	92,75
DENMARK	370	1.232	232,97	30.646	75.417	146,09
NORWAY	4.620	3.750	-18,83	502.500	500.000	-0,50
SWEDEN	0	332	-	0	753	-
IRELAND	32.193	262	-99,19	508.500	88.050	-82,68
ITALY	709	632	-10,86	58.591	65.657	12,06
SPAIN	3.664	3.516	-4,04	1.735.017	2.076.799	19,70
POLAND	102	0	-100,00	770	0	-100,00
CROATIA	65	0	-100,00	100	0	-100,00
RUSSIA FEDERATION	31.250	4.100	-86,88	500.000	2.400.000	380,00
<b>-KAPAL LAUT DAN SEJENISNYA</b>	<b>89.359.377</b>	<b>146.412.742</b>	<b>63,85</b>	<b>87.005.029</b>	<b>368.421.923</b>	<b>323,45</b>
JAPAN	41.864	638.000	1.423,98	27.979	3.184.455	11.281,59
KOREA, REPUBLIC OF	23.401	20.243.779	86.408,18	30.000	6.068.000	20.126,67
CHINA	16.757.064	93	-100,00	2.520.934	500	-99,98
THAILAND	6.774.266	456.980	-93,25	6.493.197	4.331.864	-33,29
SINGAPORE	57.537.481	73.189.492	27,20	70.110.044	101.553.890	44,85
PHILIPPINES	650	109.000	16.669,23	130	7.946.541	6.112.623,85
MALAYSIA	3.113.603	10.492.233	236,98	2.279.707	7.937.160	248,17
BRUNEI DARUSSALAM	5.000	0	-100,00	1.057	0	-100,00
VIET NAM	343.160	0	-100,00	193.176	0	-100,00
INDIA	398.660	676.453	69,68	1.316.779	7.019.800	433,10
SAUDI ARABIA	11.930	4.151.518	34.698,98	29.140	1.780.549	6.010,33
KUWAIT	984	912.747	92.658,84	29.700	959.979	3.132,25
UNITED ARAB EMIRATES	2.979.219	16.011	-99,46	2.718.928	506.576	-81,37
KENYA	8.997	0	-100,00	30.000	0	-100,00
UGANDA	0	7.533	-	0	18.000	-
MAURITIUS	5.301	0	-100,00	5.721	0	-100,00
AUSTRALIA	310.000	11.608.253	3.644,60	726.300	177.720.509	24.369,30
SOLOMON ISLANDS	15.257	0	-100,00	18.478	0	-100,00
UNITED STATES	68.172	150	-99,78	14.880	22.500	51,21
JAMAICA	0	822.000	-	0	8.250.000	-
UNITED KINGDOM	2.604	0	-100,00	65.789	0	-100,00
NETHERLANDS	22.000	0	-100,00	78.822	0	-100,00
FRANCE	1.950	34.500	1.669,23	27.000	21.600	-20,00
GERMANY, FED. REP. OF	0	17.030.000	-	0	24.700.000	-
DENMARK	440	0	-100,00	16.394	0	-100,00
FINLAND	424	0	-100,00	217	0	-100,00
ITALY	3.000	6.024.000	200.700,00	78.065	16.400.000	20.908,13
BULGARIA	931.000	0	-100,00	152.092	0	-100,00
RUSSIA FEDERATION	2.950	0	-100,00	40.500	0	-100,00

TABEL 5. PERKEMBANGAN EKSPOR INDONESIA MENURUT KOMODITI DAN NEGARA TUJUAN

JENIS BARANG	BERAT BERSIH (KG)		PERUB	NILAI FOB (US \$)		PERUB
	JAN-MEI 2006	JAN-MEI 2007	%	JAN-MEI 2006	JAN-MEI 2007	%
(1)	(2)	(3)	(4)	(5)	(6)	(7)
<b>-PERLENGKAPAN OLAHRAGA DAN MA</b>	<b>10.872.903</b>	<b>10.691.025</b>	<b>-1,67</b>	<b>68.592.255</b>	<b>83.612.830</b>	<b>21,90</b>
JAPAN	478.486	541.963	13,27	7.943.603	10.849.053	36,58
HONG KONG	158.765	83.650	-47,31	855.066	795.673	-6,95
KOREA, REPUBLIC OF	311.320	105.534	-66,10	658.762	693.245	5,23
TAIWAN	7.255	5.592	-22,92	51.898	31.964	-38,41
CHINA	224.382	306.769	36,72	1.662.176	2.378.683	43,11
PAPUA NEW GUINEA	1.903	2.697	41,72	9.071	5.234	-42,30
THAILAND	23.431	29.805	27,20	112.544	144.599	28,48
SINGAPORE	166.033	390.966	135,47	1.694.296	6.986.454	312,35
PHILIPPINES	103.427	45.494	-56,01	190.048	88.111	-53,64
MALAYSIA	206.570	219.286	6,16	735.904	1.179.728	60,31
CAMBODIA	62.590	0	-100,00	25.045	0	-100,00
BRUNEI DARUSSALAM	1.264	125	-90,11	26.931	626	-97,68
VIET NAM	303	9.831	3.144,55	2.104	96.235	4.473,91
MALDIVES	1.281	1.218	-4,92	3.045	10.159	233,63
INDIA	63.746	49.890	-21,74	420.319	365.530	-13,04
PAKISTAN	138.431	105.619	-23,70	395.091	183.509	-53,55
BANGLADESH	9.960	1.503	-84,91	5.236	7.517	43,56
SRI LANKA	90.154	58.605	-34,99	76.738	50.845	-33,74
IRAN (ISLAMIC REPUBLIC OF)	7.105	9.104	28,14	17.440	21.994	26,11
SAUDI ARABIA	173.478	118.730	-31,56	173.313	190.252	9,77
KUWAIT	5.296	1.876	-64,58	30.680	16.123	-47,45
JORDAN	27.605	27.404	-0,73	61.363	60.210	-1,88
LEBANON	19.024	33.291	74,99	41.692	50.710	21,63
YEMEN	78	84	7,69	118	228	93,22
SYRIA ARAB REPUBLIC	0	9.029	-	0	20.870	-
TURKEY	5.153	5.288	2,62	35.910	19.867	-44,68
UNITED ARAB EMIRATES	47.070	74.805	58,92	269.688	465.010	72,43
QATAR	0	122	-	0	1.840	-
BAHRAIN	43	9	-79,07	184	80	-56,52
CYPRUS	3.176	238	-92,51	23.472	2.055	-91,24
EGYPT	4.606	12.904	180,16	29.426	105.737	259,33
MOROCCO	4.072	0	-100,00	30.232	0	-100,00
TUNISIA	436	0	-100,00	2.489	0	-100,00
ALGERIA	10.005	61.458	514,27	9.108	123.268	1.253,40
SUDAN	14.697	16.657	13,34	95.141	34.924	-63,29
REUNION	3.759	0	-100,00	9.677	0	-100,00
MOZAMBIQUE	112	0	-100,00	1.440	0	-100,00
ANGOLA	199	908	356,28	375	308	-17,87
CAMEROON	52	0	-100,00	1.042	0	-100,00
NIGERIA	6.066	0	-100,00	22.254	0	-100,00
BENIN	579	13.018	2.148,36	682	76.975	11.186,66
UGANDA	535	0	-100,00	3.467	0	-100,00
SOUTH AFRICA	11.487	26.426	130,05	68.570	291.468	325,07
AUSTRALIA	225.429	255.375	13,28	1.127.303	1.722.092	52,76
NEW ZEALAND	32.951	35.331	7,22	167.745	199.759	19,08
GUAM	70	19.992	28.460,00	1.645	13.000	690,27
NEW CALEDONIA	0	465	-	0	588	-
FIJI	1.467	1.212	-17,38	671	4.645	592,25
EAST TIMOR	3.075	56	-98,18	5.038	36	-99,29
UNITED STATES	2.468.706	2.558.151	3,62	17.393.546	18.896.992	8,64
CANADA	151.593	156.132	2,99	933.725	1.199.816	28,50
MEXICO	342.876	633.621	84,80	2.731.164	4.530.637	65,89
GUATEMALA	0	35	-	0	34	-
PANAMA	10.676	10.152	-4,91	108.846	89.468	-17,80
SURINAME	0	66	-	0	385	-
CHILE	124.949	186.470	49,24	703.887	963.790	36,92
VENEZUELA	39.346	78.695	100,01	308.705	603.731	95,57
ARGENTINA	111.497	147.240	32,06	671.058	895.872	33,50
BRAZIL	226.081	735.251	225,22	1.425.881	4.582.660	221,39
COLOMBIA	25.654	25.503	-0,59	175.196	178.175	1,70
BOLIVIA	348	877	152,01	1.750	3.276	87,20
URUGUAY	3.120	0	-100,00	12.464	0	-100,00
ECUADOR	23.916	5.569	-76,71	89.110	51.180	-42,57
PERU	12.178	16.145	32,58	104.224	107.304	2,96
EL SALVADOR	15.049	0	-100,00	152.555	0	-100,00
UNITED KINGDOM	557.447	599.708	7,58	3.954.202	4.348.046	9,96
NETHERLANDS	406.168	336.970	-17,04	2.560.411	2.365.156	-7,63
FRANCE	573.873	534.527	-6,86	3.694.221	3.189.654	-13,66
GERMANY, FED. REP. OF	1.848.683	541.115	-70,73	8.284.721	5.010.865	-39,52
AUSTRIA	42.316	51.416	21,50	346.446	365.960	5,63
BELGIUM	96.658	215.419	122,87	740.003	1.369.208	85,03
SWITZERLAND	15.266	15.384	0,77	115.471	95.308	-17,46
DENMARK	42.109	51.037	21,20	124.934	355.564	184,60
NORWAY	29.608	36.606	23,64	145.283	157.286	8,26
SWEDEN	168.224	118.720	-29,43	534.360	529.756	-0,86
FINLAND	17.410	49.245	182,85	68.735	174.591	154,01
IRELAND	2.014	10.532	422,94	22.570	96.099	325,78

TABEL 5. PERKEMBANGAN EKSPOR INDONESIA MENURUT KOMODITI DAN NEGARA TUJUAN

JENIS BARANG	BERAT BERSIH (KG)		PERUB	NILAI FOB (US \$)		PERUB
	JAN-MEI 2006	JAN-MEI 2007	%	JAN-MEI 2006	JAN-MEI 2007	%
(1)	(2)	(3)	(4)	(5)	(6)	(7)
ITALY	267.838	242.547	-9,44	1.850.377	1.525.116	-17,58
SPAIN	42.856	77.071	79,84	350.107	690.683	97,28
PORTUGAL	222	0	-100,00	4.326	0	-100,00
ICELAND	0	2.376	-	0	25.746	-
GREECE	19.228	31.053	61,50	57.780	166.223	187,68
HUNGARY	35.920	31.069	-13,51	192.255	173.646	-9,68
POLAND	24.502	19.755	-19,37	143.417	156.167	8,89
ROMANIA	19.008	0	-100,00	46.112	0	-100,00
BELARUS	1.261	7.728	512,85	11.941	20.104	68,36
UKRAINE	21.154	7.660	-63,79	193.022	75.558	-60,86
UZBEKISTAN	9.588	0	-100,00	27.358	0	-100,00
LITHUANIA	0	3.445	-	0	41.532	-
LATVIA	5.792	1.040	-82,04	61.721	10.705	-82,66
CROATIA	39.185	42.360	8,10	82.018	102.048	24,42
SLOVAKIA	7.399	12	-99,84	56.694	222	-99,61
SLOVENIA	8.021	8.457	5,44	19.368	20.504	5,87
CZECH REPUBLIC	177.085	218.067	23,14	1.258.324	1.536.916	22,14
RUSSIA FEDERATION	181.153	201.470	11,22	1.735.925	1.617.643	-6,81
<b>-PENA DAN PENSIL</b>	<b>4.591.793</b>	<b>5.483.472</b>	<b>19,42</b>	<b>28.496.798</b>	<b>35.134.008</b>	<b>23,29</b>
JAPAN	137.594	216.752	57,53	1.398.942	2.370.850	69,47
HONG KONG	37.960	14.558	-61,65	308.576	153.869	-50,14
KOREA, REPUBLIC OF	14.426	11.370	-21,18	139.814	112.869	-19,27
TAIWAN	17.088	17.129	0,24	137.976	163.736	18,67
CHINA	15.857	36.500	130,18	132.616	354.351	167,20
PAPUA NEW GUINEA	1.318	0	-100,00	12.253	0	-100,00
THAILAND	86.066	57.190	-33,55	655.435	538.933	-17,77
SINGAPORE	52.597	73.071	38,93	407.992	530.627	30,06
PHILIPPINES	47.823	89.487	87,12	278.556	505.334	81,41
MALAYSIA	95.937	108.697	13,30	863.910	1.011.843	17,12
VIET NAM	410	1.995	386,59	11.817	20.303	71,81
MALDIVES	5.479	455	-91,70	26.551	1.312	-95,06
INDIA	4.587	6.888	50,16	58.550	52.873	-9,70
PAKISTAN	6.663	7.832	17,54	44.444	48.869	9,96
BANGLADESH	13.387	13.078	-2,31	109.830	137.714	25,39
SRI LANKA	840	71	-91,55	2.104	250	-88,12
IRAN (ISLAMIC REPUBLIC OF)	41.647	49.588	19,07	261.321	290.060	11,00
SAUDI ARABIA	190.380	196.520	3,23	1.561.495	1.760.654	12,75
KUWAIT	7.601	6.692	-11,96	92.613	68.957	-25,54
JORDAN	612	0	-100,00	3.499	0	-100,00
LEBANON	20.052	24.200	20,69	146.057	179.066	22,60
YEMEN	0	14.949	-	0	12.512	-
OMAN	0	8.323	-	0	91.041	-
SYRIA ARAB REPUBLIC	2.065	10.146	391,33	12.990	57.016	338,92
TURKEY	48.816	41.525	-14,94	280.891	202.892	-27,77
UNITED ARAB EMIRATES	38.411	67.938	76,87	297.840	639.255	114,63
QATAR	14.262	6.552	-54,06	155.569	72.200	-53,59
BAHRAIN	4.862	5.015	3,15	56.681	54.680	-3,53
CYPRUS	204	0	-100,00	1.442	0	-100,00
EGYPT	129.792	70.518	-45,67	710.877	548.754	-22,81
MOROCCO	5.713	10.746	88,10	55.515	96.584	73,98
ETHIOPIA	256	0	-100,00	400	0	-100,00
MADAGASCAR	117	0	-100,00	45	0	-100,00
GAMBIA	0	139	-	0	261	-
SOUTH AFRICA	1.247	37.479	2.905,53	19.178	99.232	417,43
AUSTRALIA	111.316	69.257	-37,78	638.549	446.697	-30,04
NEW ZEALAND	6.710	10.936	62,98	56.243	105.179	87,01
FIJI	0	127	-	0	432	-
EAST TIMOR	0	2	-	0	7	-
UNITED STATES	2.161.442	2.985.315	38,12	10.992.378	15.180.689	38,10
CANADA	19.456	13.093	-32,70	265.986	232.370	-12,64
MEXICO	212.127	233.802	10,22	1.227.553	1.652.722	34,64
VENEZUELA	48.354	0	-100,00	257.444	0	-100,00
ARGENTINA	1.380	2.231	61,67	17.184	25.995	51,27
BRAZIL	80	0	-100,00	10	0	-100,00
COLOMBIA	99.952	95.937	-4,02	511.707	584.511	14,23
ECUADOR	5.500	13.120	138,55	31.036	84.663	172,79
JAMAICA	0	588	-	0	6.137	-
PUERTO RICO	0	8.024	-	0	56.391	-
UNITED KINGDOM	135.103	148.918	10,23	1.303.199	1.463.413	12,29
NETHERLANDS	382.740	279.722	-26,92	1.950.660	1.630.555	-16,41
FRANCE	87.601	35.858	-59,07	449.902	211.230	-53,05
GERMANY, FED. REP. OF	134.252	212.041	57,94	1.097.162	1.668.270	52,05
BELGIUM	1.323	1.387	4,84	9.864	11.420	15,77
DENMARK	7.920	6.986	-11,79	61.539	55.616	-9,62
NORWAY	7.094	9.960	40,40	80.339	107.169	33,40
SWEDEN	50.569	34.841	-31,10	525.653	348.089	-33,78
FINLAND	2.516	405	-83,90	29.924	6.147	-79,46

TABEL 5. PERKEMBANGAN EKSPOR INDONESIA MENURUT KOMODITI DAN NEGARA TUJUAN

JENIS BARANG	BERAT BERSIH (KG)		PERUB	NILAI FOB (US \$)		PERUB
	JAN-MEI 2006	JAN-MEI 2007	%	JAN-MEI 2006	JAN-MEI 2007	%
(1)	(2)	(3)	(4)	(5)	(6)	(7)
IRELAND	23.758	15.209	-35,98	246.483	203.644	-17,38
ITALY	30.845	33.073	7,22	332.537	375.120	12,81
SPAIN	16.239	43.468	167,68	154.709	282.731	82,75
PORTUGAL	0	1.220	-	0	4.097	-
ICELAND	1.070	0	-100,00	8.366	0	-100,00
DEMOCRATIC REPUBLIC OF THE CONG	0	117	-	0	1.040	-
HUNGARY	0	665	-	0	11.237	-
LATVIA	0	163	-	0	2.879	-
CZECH REPUBLIC	377	21.598	5.628,91	2.592	198.643	7.563,70
RUSSIA FEDERATION	0	6	-	0	18	-
<b>-BATU SEMI PERMATA</b>	<b>17.612</b>	<b>44.865</b>	<b>154,74</b>	<b>129.928</b>	<b>598.807</b>	<b>360,88</b>
JAPAN	0	3.921	-	0	144.312	-
HONG KONG	714	1.910	167,51	9.526	231.883	2.334,21
TAIWAN	0	157	-	0	282	-
CHINA	16.598	0	-100,00	118.402	0	-100,00
THAILAND	0	4	-	0	16	-
UNITED ARAB EMIRATES	0	20	-	0	422	-
NIGERIA	0	3	-	0	337	-
MAURITIUS	0	30	-	0	14	-
AUSTRALIA	0	14	-	0	2.735	-
UNITED STATES	300	36.279	11.993,00	2.000	202.604	10.030,20
CANADA	0	2	-	0	45	-
COSTA RICA	0	43	-	0	37	-
SAINT KITTS AND NEVIS	0	29	-	0	404	-
UNITED KINGDOM	0	393	-	0	7.964	-
NETHERLANDS	0	31	-	0	229	-
FRANCE	0	28	-	0	229	-
GERMANY, FED. REP. OF	0	683	-	0	854	-
AUSTRIA	0	174	-	0	942	-
BELGIUM	0	2	-	0	155	-
SWITZERLAND	0	1	-	0	1	-
NORWAY	0	2	-	0	78	-
SPAIN	0	542	-	0	2.306	-
GREECE	0	406	-	0	1.978	-
POLAND	0	191	-	0	980	-
<b>-KOPER, TAS, DOMPET PLASTIK/TEKS</b>	<b>3.634.544</b>	<b>3.695.320</b>	<b>1,67</b>	<b>20.040.432</b>	<b>20.703.739</b>	<b>3,31</b>
JAPAN	325.485	338.312	3,94	2.159.527	2.110.526	-2,27
HONG KONG	22.598	53.113	135,03	428.637	687.425	60,37
KOREA, REPUBLIC OF	928	45.771	4.832,22	2.735	75.294	2.652,98
TAIWAN	15.515	23.277	50,03	42.627	54.689	28,30
CHINA	46.302	33.710	-27,20	87.951	240.917	173,92
PAPUA NEW GUINEA	5.067	1.449	-71,40	10.925	9.825	-10,07
THAILAND	22.592	36.382	61,04	29.584	61.362	107,42
SINGAPORE	23.356	54.178	131,97	319.745	906.214	183,42
PHILIPPINES	6.912	6.904	-0,12	50.712	47.033	-7,25
MALAYSIA	70.611	88.528	25,37	191.051	175.036	-8,38
BRUNEI DARUSSALAM	1.992	323	-83,79	6.364	1.423	-77,64
VIET NAM	92	189	105,43	80	128	60,00
MALDIVES	4.109	1.940	-52,79	11.381	5.862	-48,49
INDIA	127.990	33.000	-74,22	420.089	143.606	-65,82
PAKISTAN	3.873	0	-100,00	18.760	0	-100,00
BANGLADESH	37.601	53.197	41,48	95.992	146.775	52,90
SRI LANKA	0	2.485	-	0	6.374	-
SAUDI ARABIA	25.014	25.390	1,50	109.554	126.107	15,11
KUWAIT	0	229	-	0	51.494	-
LEBANON	4.561	1.690	-62,95	5.944	6.240	4,98
SYRIA ARAB REPUBLIC	5.956	0	-100,00	14.838	0	-100,00
TURKEY	7.056	0	-100,00	21.434	0	-100,00
UNITED ARAB EMIRATES	169.018	165.443	-2,12	706.069	791.137	12,05
QATAR	944	818	-13,35	5.930	6.035	1,77
CYPRUS	66	6	-90,91	195	32	-83,59
EGYPT	11.803	15.704	33,05	70.493	43.207	-38,71
TUNISIA	0	36	-	0	222	-
ALGERIA	50	0	-100,00	346	0	-100,00
TANZANIA, UNITED REPUBLIC OF	0	556	-	0	2.461	-
MADAGASCAR	926	9	-99,03	732	6	-99,18
KENYA	1.013	801	-20,93	4.061	2.105	-48,17
REUNION	317	2.072	553,63	1.799	3.070	70,65
MOZAMBIQUE	264	964	265,15	1.218	4.161	241,63
GHANA	491	0	-100,00	1.180	0	-100,00
ANGOLA	1.880	0	-100,00	7.476	0	-100,00
NIGERIA	71	0	-100,00	888	0	-100,00
GABON	1.474	0	-100,00	1.680	0	-100,00
COTE D'IVOIRE	0	187	-	0	262	-
U.S. VIRGIN ISLANDS	0	25	-	0	34	-
SEYCHELLES	6	52	766,67	868	577	-33,53

TABEL 5. PERKEMBANGAN EKSPOR INDONESIA MENURUT KOMODITI DAN NEGARA TUJUAN

JENIS BARANG	BERAT BERSIH (KG)		PERUB	NILAI FOB (US \$)		PERUB
	JAN-MEI 2006	JAN-MEI 2007	%	JAN-MEI 2006	JAN-MEI 2007	%
(1)	(2)	(3)	(4)	(5)	(6)	(7)
SOUTH AFRICA	19.070	24.002	25,86	25.336	56.482	122,93
MAURITIUS	159	0	-100,00	787	0	-100,00
VIRGIN ISLANDS (BRITISH)	518	481	-7,14	2.417	2.354	-2,61
AUSTRALIA	35.175	39.197	11,43	177.047	167.658	-5,30
NEW ZEALAND	3.519	8.352	137,34	24.204	27.341	12,96
MICRONESIA, FEDERATED STATES OF	97	0	-100,00	386	0	-100,00
GUAM	148	175	18,24	2.661	3.917	47,20
PALAU	0	37	-	0	145	-
NEW CALEDONIA	4.883	2.468	-49,46	6.399	11.484	79,47
NORTHERN MARIANA ISLANDS	503	0	-100,00	1.554	0	-100,00
SAINT VINCENT AND THE GRENADINES	0	412	-	0	800	-
VANUATU	3.818	4	-99,90	4.862	14	-99,71
COOK ISLANDS	274	1.162	324,09	204	4.607	2.158,33
FIJI	91	4.624	4.981,32	934	9.529	920,24
KIRIBATI	552	0	-100,00	760	0	-100,00
TONGA	0	683	-	0	842	-
UNITED STATES	1.142.042	864.589	-24,29	5.918.055	6.174.351	4,33
CANADA	11.570	44.481	284,45	58.462	150.534	157,49
MEXICO	49.556	28.727	-42,03	235.710	147.838	-37,28
GUATEMALA	0	49	-	0	680	-
NICARAGUA	0	320	-	0	240	-
PANAMA	5.096	29.393	476,79	8.044	58.475	626,94
CHILE	2.586	6.365	146,13	6.317	10.348	63,81
VENEZUELA	49	0	-100,00	701	0	-100,00
ARGENTINA	12.678	14.804	16,77	31.509	29.155	-7,47
BRAZIL	10.046	29.555	194,20	19.949	59.678	199,15
COLOMBIA	19	3	-84,21	282	50	-82,27
URUGUAY	2.084	4.341	108,30	4.289	8.569	99,79
PARAGUAY	0	7	-	0	25	-
ECUADOR	3.942	1.514	-61,59	7.433	3.066	-58,75
PERU	10	0	-100,00	273	0	-100,00
TRINIDAD AND TOBAGO	14	0	-100,00	396	0	-100,00
BAHAMAS	1.869	1.617	-13,48	5.668	2.186	-61,43
JAMAICA	0	310	-	0	728	-
PUERTO RICO	702	426	-39,32	8.584	1.945	-77,34
BELIZE	0	16	-	0	22	-
DOMINICAN REPUBLIC	0	214	-	0	450	-
EL SALVADOR	1	0	-100,00	15	0	-100,00
COSTA RICA	24	1.226	5.008,33	124	3.824	2.983,87
BARBADOS	12	1.988	16.466,67	550	2.607	374,00
ANTIGUA AND BARBUDA	119	0	-100,00	1.166	0	-100,00
ARUBA	0	66	-	0	116	-
BERMUDA	51	248	386,27	361	2.568	611,36
CAYMAN ISLANDS	0	6	-	0	373	-
FRENCH POLYNESIA	469	5.584	1.090,62	1.120	10.963	878,84
MARTINIQUE	101	181	79,21	1.806	1.206	-33,22
NETHERLANDS ANTILLES	704	73	-89,63	4.942	2.576	-47,88
GUADELOUPE	205	274	33,66	1.023	1.890	84,75
SAINT KITTS AND NEVIS	0	12	-	0	177	-
UNITED KINGDOM	156.546	224.224	43,23	688.792	671.224	-2,55
NETHERLANDS	175.546	91.421	-47,92	2.519.942	1.648.432	-34,58
FRANCE	58.202	55.183	-5,19	797.821	220.846	-72,32
GERMANY, FED. REP. OF	137.434	150.219	9,30	697.396	833.246	19,48
AUSTRIA	10.361	4.570	-55,89	48.781	37.253	-23,63
BELGIUM	410.774	574.711	39,91	1.532.335	1.659.886	8,32
SWITZERLAND	2.985	8.929	199,13	19.839	47.057	137,19
DENMARK	2.304	28.353	1.130,60	2.821	28.651	915,63
NORWAY	3.921	2.602	-33,64	86.336	45.697	-47,07
SWEDEN	2.291	13.260	478,79	15.784	77.874	393,37
FINLAND	503	1.134	125,45	6.915	3.572	-48,34
IRELAND	13.220	6.754	-48,91	22.506	15.849	-29,58
ITALY	245.030	290.247	18,45	1.506.961	2.021.737	34,16
SPAIN	141.709	119.426	-15,72	642.931	635.963	-1,08
PORTUGAL	3.086	1.243	-59,72	6.074	5.788	-4,71
GREECE	6.463	14.010	116,77	32.990	58.154	76,28
DEMOCRATIC REPUBLIC OF THE CONG	0	952	-	0	8.420	-
HUNGARY	407	165	-59,46	1.180	2.159	82,97
POLAND	1	31	3.000,00	8	595	7.337,50
BULGARIA	3.682	0	-100,00	8.770	0	-100,00
YUGOSLAVIA	0	2.158	-	0	4.330	-
UKRAINE	0	46	-	0	233	-
ESTONIA	515	0	-100,00	900	0	-100,00
CROATIA	285	279	-2,11	759	1.518	100,00
SLOVAKIA	78	0	-100,00	218	0	-100,00
SLOVENIA	206	500	142,72	284	2.598	814,79
CZECH REPUBLIC	72	1	-98,61	436	8	-98,17
RUSSIA FEDERATION	234	176	-24,79	4.458	3.197	-28,29

TABEL 5. PERKEMBANGAN EKSPOR INDONESIA MENURUT KOMODITI DAN NEGARA TUJUAN

JENIS BARANG	BERAT BERSIH (KG)		PERUB	NILAI FOB (US \$)		PERUB
	JAN-MEI 2006	JAN-MEI 2007	%	JAN-MEI 2006	JAN-MEI 2007	%
	(1)	(2)	(3)	(4)	(5)	(6)
<b>-BARANG DARI LOGAM MULIA</b>	<b>406.159</b>	<b>140.918</b>	<b>-65,30</b>	<b>26.223.453</b>	<b>56.452.394</b>	<b>115,27</b>
JAPAN	3.900	3.108	-20,31	108.128	372.456	244,46
HONG KONG	769	5.906	668,01	71.510	1.186.902	1.559,77
KOREA, REPUBLIC OF	377	200	-46,95	6.114	47.256	672,91
TAIWAN	0	9	-	0	14.047	-
CHINA	66	2	-96,97	230	35	-84,78
THAILAND	6.362	2.536	-60,14	407.940	815.429	99,89
SINGAPORE	35.644	79.317	122,53	2.949.817	9.721.040	229,55
PHILIPPINES	115	0	-100,00	1.490	0	-100,00
MALAYSIA	413	82	-80,15	12.410	3.698	-70,20
BRUNEI DARUSSALAM	21	780	3.614,29	88	1.304	1.381,82
VIET NAM	0	2	-	0	18	-
MALDIVES	9	583	6.377,78	163	9.632	5.809,20
INDIA	0	384	-	0	4.093	-
IRAN (ISLAMIC REPUBLIC OF)	0	647	-	0	1.206	-
KUWAIT	294.368	0	-100,00	176.756	0	-100,00
TURKEY	397	1.243	213,10	123.601	532.909	331,15
UNITED ARAB EMIRATES	401	1.209	201,50	1.793.488	16.794.719	836,43
CYPRUS	19	0	-100,00	11.530	0	-100,00
EGYPT	0	5	-	0	3.643	-
TANZANIA, UNITED REPUBLIC OF	456	0	-100,00	1.743	0	-100,00
REUNION	2	131	6.450,00	1.588	762	-52,02
U.S. VIRGIN ISLANDS	32	0	-100,00	18.116	0	-100,00
SEYCHELLES	0	8	-	0	1.700	-
SOUTH AFRICA	4	9	125,00	80	18	-77,50
VIRGIN ISLANDS (BRITISH)	113	0	-100,00	906	0	-100,00
AUSTRALIA	2.885	3.049	5,68	125.157	221.348	76,86
NEW ZEALAND	536	429	-19,96	31.242	19.986	-36,03
PALAU	17	0	-100,00	109	0	-100,00
NEW CALEDONIA	0	103	-	0	69	-
NORTHERN MARIANA ISLANDS	5	0	-100,00	217	0	-100,00
FIJI	31	0	-100,00	12	0	-100,00
MARSHALL ISLANDS	0	11	-	0	473	-
UNITED STATES	26.221	16.171	-38,33	18.043.322	23.371.802	29,53
CANADA	1.572	3.243	106,30	46.119	192.604	317,62
MEXICO	0	9	-	0	205	-
ARGENTINA	0	40	-	0	60	-
BRAZIL	0	144	-	0	6.786	-
BAHAMAS	27	0	-100,00	548	0	-100,00
PUERTO RICO	7	16	128,57	3.285	11.835	260,27
DOMINICAN REPUBLIC	502	0	-100,00	1.419	0	-100,00
COSTA RICA	0	4	-	0	30	-
ANTIGUA AND BARBUDA	21	0	-100,00	210	0	-100,00
BERMUDA	95	2	-97,89	670	14	-97,91
CAYMAN ISLANDS	0	36	-	0	1.939	-
NETHERLANDS ANTILLES	0	42	-	0	1.370	-
SAINT KITTS AND NEVIS	0	14	-	0	204	-
UNITED KINGDOM	5.634	2.130	-62,19	457.707	440.745	-3,71
NETHERLANDS	11.465	9.453	-17,55	239.403	478.842	100,02
FRANCE	1.410	1.621	14,96	33.792	10.981	-67,50
GERMANY, FED. REP. OF	1.859	1.737	-6,56	571.143	1.009.215	76,70
AUSTRIA	23	34	47,83	4.774	5.729	20,00
BELGIUM	346	140	-59,54	1.370	7.165	422,99
SWITZERLAND	370	169	-54,32	193.543	127.632	-34,05
DENMARK	87	55	-36,78	202.666	147.191	-27,37
NORWAY	131	368	180,92	74.306	79.428	6,89
SWEDEN	195	8	-95,90	11.386	1.866	-83,61
FINLAND	124	0	-100,00	873	0	-100,00
IRELAND	0	13	-	0	9.873	-
ITALY	1.621	3.450	112,83	301.910	544.426	80,33
SPAIN	1.138	1.647	44,73	80.483	174.748	117,12
PORTUGAL	146	224	53,42	401	1.960	388,78
ICELAND	4	12	200,00	6.651	23.380	251,53
GREECE	363	118	-67,49	10.013	5.988	-40,20
HUNGARY	0	46	-	0	839	-
POLAND	28	8	-71,43	11.496	12.625	9,82
MALTA	5.788	0	-100,00	60.896	0	-100,00
SLOVAKIA	0	162	-	0	1.784	-
RUSSIA FEDERATION	40	49	22,50	22.632	28.385	25,42
<b>-PETI KEMAS</b>	<b>4.250.026</b>	<b>20.179.064</b>	<b>374,80</b>	<b>4.414.489</b>	<b>22.101.049</b>	<b>400,65</b>
JAPAN	0	131.725	-	0	162.987	-
HONG KONG	0	225.000	-	0	244.000	-
PAPUA NEW GUINEA	0	5.842	-	0	25.935	-
THAILAND	4.000	6.593	64,83	281	11.000	3.814,59
SINGAPORE	203.350	3.451.106	1.597,13	193.374	4.081.748	2.010,80
MALAYSIA	59.289	21.738	-63,34	306.400	38.498	-87,44
VIET NAM	26.227	25.510	-2,73	109.337	31.704	-71,00

TABEL 5. PERKEMBANGAN EKSPOR INDONESIA MENURUT KOMODITI DAN NEGARA TUJUAN

JENIS BARANG	BERAT BERSIH (KG)		PERUB	NILAI FOB (US \$)		PERUB
	JAN-MEI 2006	JAN-MEI 2007	%	JAN-MEI 2006	JAN-MEI 2007	%
(1)	(2)	(3)	(4)	(5)	(6)	(7)
UNITED ARAB EMIRATES	57.775	0	-100,00	148.620	0	-100,00
AUSTRALIA	17.194	552	-96,79	51.589	821	-98,41
UNITED STATES	1.134.000	8.237.344	626,40	1.125.000	9.491.880	743,72
BARBADOS	656.000	2.647.000	303,51	481.000	2.195.700	356,49
BERMUDA	0	2.806.000	-	0	2.560.000	-
UNITED KINGDOM	202.191	0	-100,00	423.888	0	-100,00
GERMANY, FED. REP. OF	0	2.591.000	-	0	3.231.400	-
ITALY	0	29.654	-	0	25.376	-
MALTA	1.890.000	0	-100,00	1.575.000	0	-100,00
<b>-KOMPUTER DAN BAGIANNYA</b>	<b>38.717.251</b>	<b>19.625.783</b>	<b>-49,31</b>	<b>614.833.738</b>	<b>499.401.233</b>	<b>-18,77</b>
JAPAN	2.801.542	1.158.889	-58,63	82.920.365	56.694.496	-31,63
HONG KONG	2.658.745	712.041	-73,22	48.800.098	7.394.357	-84,85
KOREA, REPUBLIC OF	988.823	230.239	-76,72	16.980.159	2.230.451	-86,86
TAIWAN	1.151.663	245.189	-78,71	26.365.543	3.570.078	-86,46
CHINA	2.171.293	2.839.588	30,78	56.683.860	83.736.894	47,73
MACAU	0	99	-	0	2.073	-
PAPUA NEW GUINEA	0	200	-	0	645	-
THAILAND	1.731.555	265.649	-84,66	16.122.967	11.588.070	-28,13
SINGAPORE	4.082.549	3.929.707	-3,74	75.968.184	124.806.383	64,29
PHILIPPINES	435.147	247.129	-43,21	4.977.786	3.267.545	-34,36
MALAYSIA	697.363	911.314	30,68	9.453.863	22.716.188	140,28
CAMBODIA	683	0	-100,00	1.847	0	-100,00
BRUNEI DARUSSALAM	50	890	1.680,00	70	537	667,14
NEPAL	0	3.630	-	0	103.464	-
VIET NAM	76.537	54.049	-29,38	567.340	767.602	35,30
MALDIVES	0	144	-	0	820	-
INDIA	881.179	769.343	-12,69	12.034.885	12.676.314	5,33
PAKISTAN	16.605	12.440	-25,08	303.155	222.987	-26,44
BANGLADESH	4.030	2.409	-40,22	58.766	52.167	-11,23
SRI LANKA	593	7.321	1.134,57	11.225	29.979	167,07
IRAN (ISLAMIC REPUBLIC OF)	30.701	25.256	-17,74	641.678	1.111.379	73,20
SAUDI ARABIA	11.356	7.451	-34,39	201.472	174.164	-13,55
KUWAIT	4	22	450,00	6.831	100	-98,54
JORDAN	5.844	15.099	158,37	121.701	51.289	-57,86
LEBANON	10.166	0	-100,00	160.516	0	-100,00
YEMEN	0	17.101	-	0	559.850	-
OMAN	0	2	-	0	50	-
SYRIA ARAB REPUBLIC	19.239	0	-100,00	175.209	0	-100,00
TURKEY	153.950	71.765	-53,38	2.019.520	1.879.511	-6,93
UNITED ARAB EMIRATES	523.734	623.754	19,10	6.223.096	9.773.276	57,05
BAHRAIN	0	62	-	0	90	-
EGYPT	54.113	160.514	196,63	720.865	3.851.146	434,24
LIBYAN ARAB JAMAHIRIYA	5.314	2.362	-55,55	78.406	62.788	-19,92
TUNISIA	1.435	0	-100,00	28.617	0	-100,00
ALGERIA	12.979	7.746	-40,32	150.776	211.804	40,48
ETHIOPIA	766	0	-100,00	7.850	0	-100,00
TANZANIA, UNITED REPUBLIC OF	0	196	-	0	260	-
KENYA	0	978	-	0	4.370	-
GHANA	943	47	-95,02	1.105	40	-96,38
CAMEROON	0	105	-	0	6.000	-
NIGERIA	9.228	14.241	54,32	57.015	91.644	60,74
BENIN	38.400	0	-100,00	22.200	0	-100,00
UGANDA	0	1.185	-	0	5.925	-
SOUTH AFRICA	26.915	39.152	45,47	782.895	1.076.808	37,54
MALAWI	0	100	-	0	500	-
AUSTRALIA	678.127	138.056	-79,64	9.706.112	3.299.403	-66,01
NEW ZEALAND	226	0	-100,00	2.754	0	-100,00
SOLOMON ISLANDS	150	0	-100,00	450	0	-100,00
EAST TIMOR	8.318	23.133	178,11	4.289	467.582	10.801,89
UNITED STATES	4.747.453	1.788.753	-62,32	70.370.149	37.542.647	-46,65
CANADA	113.780	18.585	-83,67	1.558.487	518.190	-66,75
MEXICO	1.031.956	367.497	-64,39	15.911.110	8.009.155	-49,66
GUATEMALA	5.681	0	-100,00	136.142	0	-100,00
PANAMA	99	4.634	4.580,81	722	75.306	10.330,19
CHILE	279.633	9.639	-96,55	3.502.404	82.328	-97,65
VENEZUELA	157.189	0	-100,00	1.988.016	0	-100,00
ARGENTINA	366.824	28.917	-92,12	5.054.449	246.984	-95,11
BRAZIL	990.066	1.081.713	9,26	9.207.861	17.337.570	88,29
COLOMBIA	130.094	52.736	-59,46	1.524.040	575.801	-62,22
URUGUAY	0	1.840	-	0	9.360	-
ECUADOR	188	0	-100,00	6.068	0	-100,00
PERU	96.301	0	-100,00	1.157.721	0	-100,00
COSTA RICA	78.143	0	-100,00	970.440	0	-100,00
NETHERLANDS ANTILLES	52	33	-36,54	22.500	6.780	-69,87
UNITED KINGDOM	93.436	13.956	-85,06	2.323.424	697.948	-69,96
NETHERLANDS	7.604.061	2.194.574	-71,14	93.221.635	54.776.602	-41,24
FRANCE	237	1.458	515,19	6.226	27.859	347,46

TABEL 5. PERKEMBANGAN EKSPOR INDONESIA MENURUT KOMODITI DAN NEGARA TUJUAN

JENIS BARANG	BERAT BERSIH (KG)		PERUB	NILAI FOB (US \$)		PERUB
	JAN-MEI 2006	JAN-MEI 2007	%	JAN-MEI 2006	JAN-MEI 2007	%
(1)	(2)	(3)	(4)	(5)	(6)	(7)
GERMANY, FED. REP. OF	1.235.035	1.061.636	-14,04	15.894.566	12.509.342	-21,30
BELGIUM	54	8.438	15.525,93	3.965	168.685	4.154,35
SWITZERLAND	25	0	-100,00	2.372	0	-100,00
DENMARK	366	1	-99,73	16.400	156	-99,05
NORWAY	100	340	240,00	700	6.500	828,57
FINLAND	17.259	14.945	-13,41	281.172	216.760	-22,91
IRELAND	190.933	135.022	-29,28	4.789.425	7.256.530	51,51
ITALY	2.958	2.019	-31,74	168.431	63.854	-62,09
SPAIN	329	275	-16,41	11.910	11.211	-5,87
PORTUGAL	39	648	1.561,54	10.111	18.177	79,77
GREECE	488	0	-100,00	32.209	0	-100,00
HUNGARY	87.323	76.063	-12,89	1.596.665	2.638.308	65,24
POLAND	821	9.267	1.028,75	45.747	169.191	269,84
ROMANIA	0	9.461	-	0	259.604	-
UKRAINE	0	1.332	-	0	24.372	-
UZBEKISTAN	4.938	0	-100,00	116.675	0	-100,00
SLOVAKIA	7.344	87.392	1.089,98	106.034	1.500.000	1.314,64
SLOVENIA	2.087.057	0	-100,00	10.876.643	0	-100,00
CZECH REPUBLIC	96.724	113.438	17,28	1.555.849	2.127.596	36,75
RUSSIA FEDERATION	0	2.574	-	0	35.388	-
<b>-KENDARAAN BERMOTOR RODA 2 DAI</b>	<b>1.655.564</b>	<b>1.540.221</b>	<b>-6,97</b>	<b>12.722.581</b>	<b>11.535.721</b>	<b>-9,33</b>
JAPAN	38.206	80.783	111,44	497.996	1.032.811	107,39
HONG KONG	0	85	-	0	835	-
KOREA, REPUBLIC OF	0	2.032	-	0	22.744	-
TAIWAN	739	456	-38,29	7.696	2.500	-67,52
CHINA	98	5.760	5.777,55	1.620	11.990	640,12
THAILAND	33.022	3.291	-90,03	694.464	39.262	-94,35
SINGAPORE	315	0	-100,00	1.799	0	-100,00
PHILIPPINES	820.128	635.860	-22,47	6.013.696	5.150.088	-14,36
MALAYSIA	2.379	54.192	2.177,93	11.269	110.534	880,87
VIET NAM	38.886	7.200	-81,48	432.132	65.172	-84,92
MALDIVES	0	8.640	-	0	73.560	-
INDIA	7.516	1.599	-78,73	114.025	9.937	-91,29
PAKISTAN	7.457	0	-100,00	51.484	0	-100,00
JORDAN	11.000	0	-100,00	75.000	0	-100,00
CYPRUS	200	0	-100,00	842	0	-100,00
ALGERIA	250	0	-100,00	650	0	-100,00
ANGOLA	50.453	36.000	-28,65	311.030	230.100	-26,02
GAMBIA	0	1.344	-	0	944	-
DJIBOUTI	2.640	7.200	172,73	18.000	46.740	159,67
AUSTRALIA	16.131	67.745	319,97	49.868	637.418	1.178,21
NEW ZEALAND	2.980	887	-70,23	21.914	1.094	-95,01
CHRISTMAS ISLANDS	40	0	-100,00	500	0	-100,00
EAST TIMOR	1.049	0	-100,00	5.622	0	-100,00
UNITED STATES	709	1.981	179,41	2.892	7.643	164,28
CANADA	0	7.614	-	0	29.507	-
MEXICO	34.560	53.811	55,70	266.972	464.386	73,95
GUATEMALA	11.520	2.880	-75,00	84.000	19.200	-77,14
HONDURAS	7.305	0	-100,00	44.861	0	-100,00
CHILE	0	14.400	-	0	120.504	-
VENEZUELA	240	0	-100,00	1.580	0	-100,00
ARGENTINA	0	100	-	0	650	-
BRAZIL	200	4.434	2.117,00	100	26.046	25.946,00
COLOMBIA	450.226	423.704	-5,89	3.195.507	2.664.468	-16,62
PARAGUAY	120	0	-100,00	750	0	-100,00
ECUADOR	110	0	-100,00	741	0	-100,00
DOMINICAN REPUBLIC	57.120	62.760	9,87	368.060	397.480	7,99
EL SALVADOR	6.240	0	-100,00	42.100	0	-100,00
COSTA RICA	2.880	0	-100,00	21.000	0	-100,00
BARBADOS	3.600	0	-100,00	23.700	0	-100,00
BERMUDA	2.880	5.760	100,00	21.000	50.592	140,91
UNITED KINGDOM	2.042	6.017	194,66	16.680	6.428	-61,46
NETHERLANDS	0	3.656	-	0	9.694	-
FRANCE	5.498	1.875	-65,90	25.819	5.014	-80,58
GERMANY, FED. REP. OF	1.000	290	-71,00	6.618	3.242	-51,01
BELGIUM	2.243	6.408	185,69	3.846	12.276	219,19
SWITZERLAND	0	600	-	0	3.926	-
DENMARK	200	0	-100,00	2.400	0	-100,00
NORWAY	150	0	-100,00	1.150	0	-100,00
FINLAND	4.256	4.163	-2,19	2.174	14.444	564,40
ITALY	525	25.245	4.708,57	5.396	248.275	4.501,09
SPAIN	0	528	-	0	3.617	-
GREECE	28.451	921	-96,76	275.628	12.600	-95,43
<b>-KENDARAAN BERMOTOR RODA 4 DAI</b>	<b>24.018.582</b>	<b>50.304.114</b>	<b>109,44</b>	<b>132.533.059</b>	<b>300.578.230</b>	<b>126,79</b>
JAPAN	133.382	331.370	148,44	948.245	2.953.057	211,42
HONG KONG	0	3.600	-	0	46.000	-



TABEL 5. PERKEMBANGAN EKSPOR INDONESIA MENURUT KOMODITI DAN NEGARA TUJUAN

JENIS BARANG	BERAT BERSIH (KG)		PERUB %	NILAI FOB (US \$)		PERUB %
	JAN-MEI 2006	JAN-MEI 2007		JAN-MEI 2006	JAN-MEI 2007	
(1)	(2)	(3)	(4)	(5)	(6)	(7)
TAIWAN	0	20.259	-	0	83.108	-
CHINA	44.600	25.695	-42,39	23.509	49.956	112,50
PAPUA NEW GUINEA	0	95.151	-	0	37.163	-
THAILAND	1.926.161	4.054.286	110,49	10.472.388	19.652.303	87,66
SINGAPORE	2.321.706	1.668.403	-28,14	3.474.589	2.958.459	-14,85
PHILIPPINES	3.099.212	5.664.038	82,76	15.891.076	28.375.985	78,57
MALAYSIA	4.855.615	7.063.029	45,46	28.011.257	36.215.198	29,29
MYANMAR (FORM. BURMA)	31.969	45.000	40,76	97.512	221.856	127,52
BRUNEI DARUSSALAM	1.052.103	1.061.884	0,93	6.418.229	6.176.783	-3,76
NEPAL	0	8.411	-	0	40.248	-
VIET NAM	1.023.383	1.895.776	85,25	3.480.264	10.123.298	190,88
MALDIVES	0	69	-	0	262	-
INDIA	0	75	-	0	788	-
PAKISTAN	1.388.108	254.000	-81,70	8.664.188	1.673.316	-80,69
BANGLADESH	4.989	65.829	1.219,48	33.507	374.620	1.018,04
SRI LANKA	13.841	131.103	847,21	323.950	721.294	122,66
SAUDI ARABIA	3.405.171	7.103.069	108,60	22.491.672	55.034.459	144,69
KUWAIT	250.970	517.410	106,16	1.767.714	4.270.956	141,61
JORDAN	0	27.099	-	0	156.822	-
LEBANON	28.620	497.832	1.639,45	248.354	4.558.396	1.735,44
YEMEN	87.650	163.912	87,01	470.513	795.956	69,17
OMAN	7.949	1.600.658	20.036,60	69.797	14.044.288	20.021,62
SYRIA ARAB REPUBLIC	65.894	256.016	288,53	466.093	1.536.075	229,56
UNITED ARAB EMIRATES	549.926	4.896.532	790,40	4.620.901	46.343.396	902,91
QATAR	109.107	353.172	223,69	745.466	2.983.804	300,26
BAHRAIN	42.925	194.405	352,89	379.673	1.771.617	366,62
EGYPT	0	770.071	-	0	4.302.139	-
LIBYAN ARAB JAMAHIRIYA	0	83.619	-	0	515.460	-
MOROCCO	35.018	0	-100,00	178.626	0	-100,00
ALGERIA	1.270	3.700	191,34	8.985	23.340	159,77
SUDAN	81.198	0	-100,00	441.031	0	-100,00
TANZANIA, UNITED REPUBLIC OF	4.270	0	-100,00	43.561	0	-100,00
KENYA	0	6.000	-	0	20.020	-
GHANA	0	9.499	-	0	57.731	-
GUINEA	428.250	0	-100,00	3.963.330	0	-100,00
ANGOLA	34.096	35.123	3,01	192.837	195.031	1,14
CONGO	0	44.957	-	0	256.001	-
NIGERIA	0	16.500	-	0	270.887	-
SENEGAL	3.032	0	-100,00	8.568	0	-100,00
SEYCHELLES	3.810	4.749	24,65	26.266	28.301	7,75
SOUTH AFRICA	9.502	8.022.379	84.328,32	63.385	38.444.330	60.552,09
MAURITIUS	0	5.516	-	0	51.000	-
AUSTRALIA	740.350	862.864	16,55	6.703.004	3.302.596	-50,73
NEW ZEALAND	36.160	34.800	-3,76	176.790	203.788	15,27
SAINT VINCENT AND THE GRENADINES	16.237	2.320	-85,71	73.633	10.087	-86,30
VANUATU	3.544	11.662	229,06	19.667	59.665	203,38
AMERICAN SAMOA	0	3.610	-	0	30.886	-
FIJI	15.515	16.631	7,19	94.920	83.446	-12,09
MARSHALL ISLANDS	3.544	1.225	-65,43	20.463	7.284	-64,40
SOLOMON ISLANDS	34.257	1.685	-95,08	43.611	22.400	-48,64
EAST TIMOR	5.250	0	-100,00	35.332	0	-100,00
UNITED STATES	500.224	13.000	-97,40	2.949.500	36.600	-98,76
MEXICO	1.585	418.656	26.313,63	9.595	2.234.291	23.185,99
GUATEMALA	79.997	94.749	18,44	426.125	481.628	13,03
HONDURAS	65.637	23.200	-64,65	306.076	109.543	-64,21
NICARAGUA	33.244	11.925	-64,13	186.898	60.882	-67,43
PANAMA	51.680	97.300	88,27	266.769	495.630	85,79
SURINAME	0	2.938	-	0	9.000	-
CHILE	724.678	750.180	3,52	3.444.722	3.571.439	3,68
VENEZUELA	0	7.707	-	0	232.537	-
BRAZIL	140	0	-100,00	2.727	0	-100,00
GUYANA	2.320	0	-100,00	10.906	0	-100,00
TRINIDAD AND TOBAGO	79.601	1.160	-98,54	485.534	5.079	-98,95
JAMAICA	37.364	6.129	-83,60	212.007	34.578	-83,69
PUERTO RICO	305.347	18.954	-93,79	1.740.473	95.225	-94,53
DOMINICAN REPUBLIC	0	48.050	-	0	260.378	-
COSTA RICA	63.232	13.920	-77,99	334.402	64.899	-80,59
BARBADOS	85.452	93.027	8,86	482.840	516.741	7,02
ANTIGUA AND BARBUDA	0	21.099	-	0	96.549	-
ANGUILLA	0	1.160	-	0	4.919	-
ARUBA	3.480	1.270	-63,51	16.673	8.043	-51,76
BERMUDA	12.480	25.179	101,75	76.341	155.925	104,25
DOMINICA	7.024	205.368	2.823,80	33.677	1.087.577	3.129,44
FRENCH POLYNESIA	14.639	24.401	66,68	95.358	120.241	26,09
GRENADA	0	17.022	-	0	91.670	-
NETHERLANDS ANTILLES	20.832	15.738	-24,45	117.636	85.300	-27,49
SAINT LUCIA	22.607	33.493	48,15	117.737	197.287	67,57
SAINT KITTS AND NEVIS	0	4.990	-	0	29.499	-

TABEL 5. PERKEMBANGAN EKSPOR INDONESIA MENURUT KOMODITI DAN NEGARA TUJUAN

JENIS BARANG	BERAT BERSIH (KG)		PERUB	NILAI FOB (US \$)		PERUB
	JAN-MEI 2006	JAN-MEI 2007	%	JAN-MEI 2006	JAN-MEI 2007	%
(1)	(2)	(3)	(4)	(5)	(6)	(7)
UNITED KINGDOM	7.500	51.042	580,56	20.675	77.224	273,51
NETHERLANDS	78	6.576	8.330,77	1.475	6.700	354,24
FRANCE	0	70.999	-	0	50.028	-
GERMANY, FED. REP. OF	752	1.507	100,40	1.500	34.910	2.227,33
BELGIUM	0	2.500	-	0	1.553	-
IRELAND	0	259.040	-	0	1.220.000	-
ITALY	0	3.440	-	0	2.500	-
DEMOCRATIC REPUBLIC OF THE CONG	0	23.402	-	0	16.000	-
POLAND	105	0	-100,00	507	0	-100,00
<b>-SUKU CADANG MESIN</b>	<b>39.794.242</b>	<b>46.571.516</b>	<b>17,03</b>	<b>296.442.883</b>	<b>379.841.181</b>	<b>28,13</b>
JAPAN	10.497.299	13.734.063	30,83	23.833.033	27.455.545	15,20
HONG KONG	126.860	83.644	-34,07	150.692	856.633	468,47
KOREA, REPUBLIC OF	1.860.546	2.719.009	46,14	1.929.239	3.109.282	61,17
TAIWAN	9.585	82.296	758,59	31.364	269.478	759,20
CHINA	2.659.076	1.091.458	-58,95	9.852.917	3.945.757	-59,95
MONGOLIA	0	19.473	-	0	69.444	-
PAPUA NEW GUINEA	3.514	4.730	34,60	11.601	32.384	179,15
THAILAND	7.285.655	8.878.508	21,86	12.987.973	14.880.775	14,57
SINGAPORE	6.615.939	8.299.934	25,45	174.955.048	258.275.532	47,62
PHILIPPINES	188.832	219.860	16,43	866.729	1.344.113	55,08
MALAYSIA	1.292.205	2.069.305	60,14	33.009.843	16.987.995	-48,54
MYANMAR (FORM. BURMA)	1.077	0	-100,00	10.415	0	-100,00
BRUNEI DARUSSALAM	10.443	4.432	-57,56	177.356	39.490	-77,73
LAO PEOPLE'S DEMOCRATIC REPUBLI	0	87	-	0	2.288	-
VIET NAM	267.107	133.638	-49,97	1.773.068	803.988	-54,66
MALDIVES	55	0	-100,00	700	0	-100,00
INDIA	57.431	489.969	753,14	617.900	2.356.168	281,32
PAKISTAN	27.325	19	-99,93	489.290	5.500	-98,88
BANGLADESH	151.139	0	-100,00	392.794	0	-100,00
SRI LANKA	545	19	-96,51	4.700	1.829	-61,09
IRAN (ISLAMIC REPUBLIC OF)	277.525	157.357	-43,30	1.552.401	410.086	-73,58
SAUDI ARABIA	14.801	29.420	98,77	95.593	184.741	93,26
KUWAIT	0	818	-	0	3.965	-
JORDAN	15.335	5.184	-66,19	121.700	24.452	-79,91
YEMEN	770	0	-100,00	4.941	0	-100,00
OMAN	0	8	-	0	600	-
SYRIA ARAB REPUBLIC	0	21.919	-	0	191.155	-
TURKEY	91.831	0	-100,00	268.502	0	-100,00
UNITED ARAB EMIRATES	783.364	49.435	-93,69	3.733.925	508.237	-86,39
QATAR	47.090	15.004	-68,14	1.120.249	342.695	-69,41
EGYPT	35.909	590	-98,36	158.879	63.256	-60,19
LIBYAN ARAB JAMAHIRIYA	286	3.274	1.044,76	737	17.892	2.327,68
MOROCCO	0	251	-	0	3.171	-
TUNISIA	0	410	-	0	3.779	-
SUDAN	0	20.621	-	0	349.272	-
TANZANIA, UNITED REPUBLIC OF	1.245	0	-100,00	14.600	0	-100,00
MADAGASCAR	0	1.750	-	0	24.209	-
KENYA	0	49	-	0	49	-
MOZAMBIQUE	340	0	-100,00	5.000	0	-100,00
BOTSWANA	280	0	-100,00	3.100	0	-100,00
GHANA	100	0	-100,00	1.000	0	-100,00
GUINEA	7.100	0	-100,00	1.750	0	-100,00
ANGOLA	4.690	15.253	225,22	104.519	246.931	136,25
NIGERIA	40	123.868	309.570,00	60	1.568.388	2.613.880,00
UGANDA	1.187	192	-83,82	13.800	192	-98,61
NIGER	2.615	0	-100,00	24.100	0	-100,00
SWAZILAND	0	28	-	0	38.232	-
SOUTH AFRICA	5.199	27.579	430,47	18.080	90.054	398,09
ZAMBIA	0	7.300	-	0	551.697	-
AUSTRALIA	307.987	505.163	64,02	2.129.415	3.371.105	58,31
NEW ZEALAND	2.486	11.650	368,62	43.008	57.184	32,96
NEW CALEDONIA	416	0	-100,00	2.500	0	-100,00
AMERICAN SAMOA	7	0	-100,00	1.050	0	-100,00
FIJI	62	0	-100,00	300	0	-100,00
UNITED STATES	2.907.973	1.914.496	-34,16	10.105.778	17.566.438	73,83
CANADA	272.230	116.867	-57,07	571.417	245.085	-57,11
MEXICO	15.308	6.191	-59,56	1.469.078	2.192.456	49,24
CHILE	0	29.492	-	0	94.864	-
ARGENTINA	1.839	150	-91,84	58.400	13.627	-76,67
BRAZIL	47.497	1.009.858	2.026,15	439.377	2.905.624	561,31
URUGUAY	4.785	0	-100,00	25.160	0	-100,00
PARAGUAY	450	0	-100,00	3.900	0	-100,00
PERU	0	154	-	0	13.627	-
TRINIDAD AND TOBAGO	594.900	0	-100,00	2.903.042	0	-100,00
PUERTO RICO	0	705	-	0	80.005	-
COSTA RICA	98	0	-100,00	21.884	0	-100,00
NETHERLANDS ANTILLES	349	0	-100,00	46.998	0	-100,00

TABEL 5. PERKEMBANGAN EKSPOR INDONESIA MENURUT KOMODITI DAN NEGARA TUJUAN

JENIS BARANG	BERAT BERSIH (KG)		PERUB	NILAI FOB (US \$)		PERUB
	JAN-MEI 2006	JAN-MEI 2007	%	JAN-MEI 2006	JAN-MEI 2007	%
(1)	(2)	(3)	(4)	(5)	(6)	(7)
UNITED KINGDOM	2.579.881	3.963.428	53,63	6.131.749	7.934.668	29,40
NETHERLANDS	89.395	223.988	150,56	1.153.212	4.863.434	321,73
FRANCE	80.338	39.903	-50,33	350.484	2.414.090	588,79
GERMANY, FED. REP. OF	270.362	268.226	-0,79	929.943	1.949.040	109,59
BELGIUM	2.625	145.321	5.436,04	19.602	423.743	2.061,73
SWITZERLAND	0	76	-	0	15.850	-
LUXEMBOURG	54.398	0	-100,00	27.309	0	-100,00
SWEDEN	1.191	55	-95,38	18.965	11.260	-40,63
FINLAND	0	106	-	0	25.350	-
IRELAND	38.535	23.972	-37,79	339.521	491.690	44,82
ITALY	77.058	0	-100,00	142.758	0	-100,00
SPAIN	1.976	0	-100,00	30.950	0	-100,00
GREECE	0	2	-	0	159	-
HUNGARY	3.434	789	-77,02	12.518	106.035	747,06
ROMANIA	2.700	0	-100,00	450	0	-100,00
MALTA	435	21	-95,17	2.618	73	-97,21
SLOVAKIA	84.542	52	-99,94	1.061.366	1.568	-99,85
SLOVENIA	155	0	-100,00	368	0	-100,00
CZECH REPUBLIC	36	57	58,33	2.447	4.861	98,65
RUSSIA FEDERATION	6.454	40	-99,38	59.718	91	-99,85
<b>-SUKU CADANG KENDARAAN</b>	<b>84.529.543</b>	<b>64.832.862</b>	<b>-23,30</b>	<b>479.210.182</b>	<b>454.262.036</b>	<b>-5,21</b>
JAPAN	17.516.422	17.409.670	-0,61	93.002.623	108.403.009	16,56
HONG KONG	44.399	24.852	-44,03	388.491	281.322	-27,59
KOREA, REPUBLIC OF	216.673	75.264	-65,26	668.679	439.212	-34,32
TAIWAN	1.741.255	1.733.920	-0,42	13.557.944	15.642.744	15,38
CHINA	3.574.618	1.994.778	-44,20	26.476.030	22.576.146	-14,73
PAPUA NEW GUINEA	1.863	519	-72,14	24.369	5.249	-78,46
THAILAND	9.358.116	8.374.049	-10,52	68.418.651	65.124.959	-4,81
SINGAPORE	6.479.784	8.474.269	30,78	35.762.337	49.452.195	38,28
PHILIPPINES	8.533.189	2.793.210	-67,27	16.311.076	17.042.142	4,48
MALAYSIA	14.380.240	3.239.938	-77,47	71.719.617	20.961.061	-70,77
MYANMAR (FORM. BURMA)	29.210	0	-100,00	158.989	0	-100,00
CAMBODIA	539	0	-100,00	2.466	0	-100,00
BRUNEI DARUSSALAM	54.367	10.213	-81,21	288.111	55.356	-80,79
VIET NAM	3.389.505	2.063.745	-39,11	19.139.703	12.715.612	-33,56
MALDIVES	1.695	1.293	-23,72	4.968	2.514	-49,40
INDIA	771.457	973.717	26,22	5.526.315	7.922.318	43,36
PAKISTAN	769.302	746.636	-2,95	2.607.995	3.954.348	51,62
BANGLADESH	90.645	71.770	-20,82	139.386	126.388	-9,33
SRI LANKA	71.709	60.144	-16,13	227.415	234.806	3,25
IRAN (ISLAMIC REPUBLIC OF)	59.819	248.404	315,26	79.504	714.839	799,12
SAUDI ARABIA	34.128	40.334	18,18	179.492	245.089	36,55
KUWAIT	2.037	2.590	27,15	22.810	24.782	8,65
JORDAN	56.116	22.638	-59,66	227.214	98.237	-56,76
LEBANON	30.755	22.291	-27,52	147.290	122.971	-16,51
YEMEN	33.236	52.393	57,64	143.237	132.583	-7,44
OMAN	83.271	28.811	-65,40	116.156	36.556	-68,53
SYRIA ARAB REPUBLIC	25.327	22.559	-10,93	126.692	48.299	-61,88
TURKEY	216.862	219.101	1,03	723.436	1.014.509	40,23
UNITED ARAB EMIRATES	395.465	405.618	2,57	800.484	717.771	-10,33
QATAR	6.373	17.272	171,02	43.300	37.605	-13,15
BAHRAIN	792	38	-95,20	11.121	202	-98,18
CYPRUS	8.287	3.307	-60,09	75.212	44.123	-41,34
EGYPT	128.668	305.837	137,69	479.752	1.195.561	149,20
LIBYAN ARAB JAMAHIRIYA	0	304	-	0	4.891	-
TUNISIA	26.148	45.183	72,80	40.631	89.213	119,57
NAMIBIA	0	1	-	0	2	-
KENYA	1.108	5.050	355,78	5.488	12.096	120,41
MOZAMBIQUE	3.698	0	-100,00	44.734	0	-100,00
GHANA	72.000	7	-99,99	440.000	142	-99,97
GUINEA	44	5	-88,64	15	68	353,33
ANGOLA	959	0	-100,00	6.428	0	-100,00
CAMEROON	0	131	-	0	1.033	-
NIGERIA	2.830	26.158	824,31	5.113	4.289	-16,12
COTE D'IVOIRE	85	0	-100,00	2.490	0	-100,00
SENEGAL	0	1	-	0	2	-
MAURITANIA	18.557	12.278	-33,84	23.008	27.030	17,48
BENIN	0	566	-	0	500	-
GAMBIA	0	525	-	0	1.000	-
DJIBOUTI	0	4.800	-	0	13.186	-
SOUTH AFRICA	252.896	650.940	157,39	2.806.016	6.801.202	142,38
VIRGIN ISLANDS (BRITISH)	0	243	-	0	2.886	-
AUSTRALIA	470.674	289.100	-38,58	3.207.658	2.721.613	-15,15
NEW ZEALAND	3.067	35.126	1.045,29	30.028	199.415	564,10
SAINT VINCENT AND THE GRENADINES	95	0	-100,00	1.120	0	-100,00
VANUATU	426	0	-100,00	7.476	0	-100,00
FIJI	4.934	4.553	-7,72	15.080	14.422	-4,36

TABEL 5. PERKEMBANGAN EKSPOR INDONESIA MENURUT KOMODITI DAN NEGARA TUJUAN

JENIS BARANG	BERAT BERSIH (KG)		PERUB	NILAI FOB (US \$)		PERUB
	JAN-MEI 2006	JAN-MEI 2007	%	JAN-MEI 2006	JAN-MEI 2007	%
(1)	(2)	(3)	(4)	(5)	(6)	(7)
SOLOMON ISLANDS	272.913	16	-99,99	330.527	332	-99,90
EAST TIMOR	15.668	2.021	-87,10	15.083	21.958	45,58
UNITED STATES	6.195.390	5.903.684	-4,71	55.384.396	54.922.243	-0,83
CANADA	38.649	114.756	196,92	460.467	451.163	-2,02
MEXICO	63.040	15.649	-75,18	121.083	28.768	-76,24
GUATEMALA	2.808	1.058	-62,32	35.372	7.398	-79,09
HONDURAS	0	18.908	-	0	34.353	-
NICARAGUA	1.057	1.348	27,53	11.005	12.665	15,08
PANAMA	1.164	7.744	565,29	21.717	72.549	234,07
SURINAME	0	161	-	0	502	-
CHILE	27.969	8.177	-70,76	141.949	69.606	-50,96
VENEZUELA	25.300	15.550	-38,54	54.723	111.067	102,96
ARGENTINA	635.066	496.832	-21,77	3.032.679	3.039.234	0,22
BRAZIL	862.864	1.084.430	25,68	8.104.100	12.362.180	52,54
COLOMBIA	160.351	49.881	-68,89	1.386.235	82.168	-94,07
URUGUAY	27.000	0	-100,00	11.443	0	-100,00
PERU	11.425	23.741	107,80	30.717	54.837	78,52
GUYANA	242	0	-100,00	3.408	0	-100,00
TRINIDAD AND TOBAGO	2.799	330	-88,21	19.371	4.675	-75,87
JAMAICA	0	311	-	0	4.243	-
PUERTO RICO	11.382	15.811	38,91	117.233	161.532	37,79
DOMINICAN REPUBLIC	11.450	9.683	-15,43	76.321	53.070	-30,46
EL SALVADOR	3.102	852	-72,53	23.233	6.106	-73,72
COSTA RICA	474	6.246	1.217,72	5.126	57.210	1.016,07
HAITI	0	50	-	0	1.236	-
BARBADOS	2.603	666	-74,41	17.023	10.783	-36,66
ANTIGUA AND BARBUDA	540	0	-100,00	4.392	0	-100,00
ARUBA	1.003	422	-57,93	13.697	5.480	-59,99
BERMUDA	304	69	-77,30	1.917	860	-55,14
CAYMAN ISLANDS	0	48	-	0	826	-
DOMINICA	82	352	329,27	1.991	6.236	213,21
FRENCH POLYNESIA	50	104	108,00	1.203	1.354	12,55
GRENADA	0	235	-	0	2.362	-
NETHERLANDS ANTILLES	173	302	74,57	834	2.107	152,64
SAINT LUCIA	0	5	-	0	162	-
SAINT KITTS AND NEVIS	137	0	-100,00	1.142	0	-100,00
UNITED KINGDOM	2.862.533	1.527.879	-46,62	26.586.206	19.289.941	-27,44
NETHERLANDS	765.694	962.211	25,67	3.078.215	3.909.234	27,00
FRANCE	25.087	22.609	-9,88	186.924	157.962	-15,49
GERMANY, FED. REP. OF	1.370.770	1.207.698	-11,90	5.691.012	5.881.104	3,34
AUSTRIA	10.520	800	-92,40	39.935	9.039	-77,37
BELGIUM	33.931	122.220	260,20	327.381	821.470	150,92
SWITZERLAND	64	1.233	1.826,56	820	11.590	1.313,41
DENMARK	126.479	142.077	12,33	573.871	697.541	21,55
NORWAY	221.656	235.394	6,20	990.494	1.147.049	15,81
SWEDEN	280.743	532.472	89,67	1.346.389	2.897.391	115,20
FINLAND	162.427	261.787	61,17	730.330	1.594.294	118,30
IRELAND	17	0	-100,00	306	0	-100,00
ITALY	731.342	691.108	-5,50	2.564.358	2.823.459	10,10
SPAIN	165.219	84.775	-48,69	1.213.929	696.426	-42,63
PORTUGAL	0	46.600	-	0	157.433	-
GREECE	101.706	169.035	66,20	579.015	886.811	53,16
DEMOCRATIC REPUBLIC OF THE CONG	0	32	-	0	76	-
HUNGARY	180.652	270.770	49,88	962.812	1.295.922	34,60
POLAND	118.334	163.826	38,44	470.567	558.482	18,68
BULGARIA	0	14.217	-	0	30.810	-
LITHUANIA	0	20.368	-	0	103.529	-
MALTA	3.365	0	-100,00	33.037	0	-100,00
SLOVAKIA	6.255	22.878	265,76	15.176	61.229	303,46
RUSSIA FEDERATION	24.099	39.280	62,99	154.868	376.481	143,10
<b>-UBI KAYU OLAHAN</b>	<b>13.583.806</b>	<b>41.503.467</b>	<b>205,54</b>	<b>1.494.258</b>	<b>4.634.501</b>	<b>210,15</b>
JAPAN	29.897	130.000	334,83	20.849	86.598	315,36
HONG KONG	1.852	19.760	966,95	8.500	5.625	-33,82
KOREA, REPUBLIC OF	0	6.050.000	-	0	719.950	-
TAIWAN	3.279	19.984	509,45	1.025	5.020	389,76
CHINA	12.500.948	35.092.589	180,72	1.263.414	3.674.660	190,85
SINGAPORE	0	36.080	-	0	8.849	-
PHILIPPINES	0	946	-	0	2.205	-
MALAYSIA	1.005.895	127.498	-87,32	126.495	63.970	-49,43
AUSTRALIA	624	445	-28,69	1.172	655	-44,11
UNITED KINGDOM	41.311	23.665	-42,72	72.803	60.979	-16,24
NETHERLANDS	0	2.500	-	0	5.990	-
<b>-INDUSTRI LAINNYA</b>	<b>1.050.164.010</b>	<b>1.748.647.807</b>	<b>66,51</b>	<b>1.326.635.346</b>	<b>1.759.957.828</b>	<b>32,66</b>
JAPAN	59.371.334	61.648.353	3,84	159.173.063	223.718.355	40,55
HONG KONG	6.705.740	5.723.378	-14,65	14.512.052	17.317.978	19,34
KOREA, DEMOCRATIC PEOPLE'S REPL	1.673	0	-100,00	7.157	0	-100,00

TABEL 5. PERKEMBANGAN EKSPOR INDONESIA MENURUT KOMODITI DAN NEGARA TUJUAN

JENIS BARANG	BERAT BERSIH (KG)		PERUB %	NILAI FOB (US \$)		PERUB %
	JAN-MEI 2006	JAN-MEI 2007		JAN-MEI 2006	JAN-MEI 2007	
(1)	(2)	(3)	(4)	(5)	(6)	(7)
KOREA, REPUBLIC OF	20.589.373	42.575.494	106,78	29.017.090	55.843.803	92,45
TAIWAN	22.812.208	27.766.236	21,72	20.471.738	25.148.441	22,84
CHINA	461.707.606	1.076.595.465	133,18	52.437.648	94.387.915	80,00
MONGOLIA	179.106	109.502	-38,86	297.818	123.854	-58,41
MACAU	2.542	247.078	9.619,83	10.317	210.926	1.944,45
PAPUA NEW GUINEA	1.917.121	2.309.304	20,46	3.875.891	2.647.239	-31,70
THAILAND	31.720.877	31.702.045	-0,06	97.802.799	117.701.340	20,35
SINGAPORE	127.684.693	103.131.447	-19,23	280.507.700	325.388.497	16,00
PHILIPPINES	11.625.572	13.091.719	12,61	28.578.481	33.671.045	17,82
MALAYSIA	50.831.391	61.685.268	21,35	100.470.610	112.575.326	12,05
MYANMAR (FORM. BURMA)	1.699.068	1.588.075	-6,53	869.081	1.039.503	19,61
CAMBODIA	471.089	475.366	0,91	779.636	1.136.540	45,78
BRUNEI DARUSSALAM	546.149	224.799	-58,84	462.322	564.810	22,17
LAO PEOPLE'S DEMOCRATIC REPUBLI	119.377	432.584	262,37	2.040.418	1.748.466	-14,31
NEPAL	60.931	193.004	216,76	69.948	335.140	379,13
VIET NAM	17.380.509	13.585.144	-21,84	30.387.223	28.735.404	-5,44
MALDIVES	1.480.447	1.166.887	-21,18	636.169	728.883	14,57
INDIA	23.203.031	24.787.392	6,83	30.343.590	44.636.638	47,10
PAKISTAN	4.016.383	6.732.161	67,62	3.436.148	5.499.435	60,05
BANGLADESH	2.670.525	4.692.077	75,70	3.724.063	11.289.530	203,15
SRI LANKA	7.238.958	3.372.249	-53,42	7.802.227	7.247.148	-7,11
AFGHANISTAN	2.980	28.046	841,14	2.275	337.493	14.734,86
IRAQ	3.017.661	1.070	-99,96	7.687.658	2.481	-99,97
IRAN (ISLAMIC REPUBLIC OF)	3.404.304	2.431.138	-28,59	1.893.146	1.538.616	-18,73
SAUDI ARABIA	14.208.886	10.756.931	-24,29	12.897.580	14.201.800	10,11
KUWAIT	644.693	2.557.502	296,70	703.006	1.326.522	88,69
JORDAN	233.300	114.786	-50,80	900.164	740.779	-17,71
LEBANON	191.736	227.349	18,57	244.577	498.202	103,70
YEMEN	72.785	100.117	37,55	322.256	266.550	-17,29
OMAN	223.497	575.842	157,65	339.478	4.791.182	1.311,34
SYRIA ARAB REPUBLIC	297.347	46.009	-84,53	473.578	257.115	-45,71
TURKEY	1.195.586	2.596.563	117,18	2.235.506	3.604.330	61,23
UNITED ARAB EMIRATES	9.060.970	17.934.762	97,93	18.282.690	25.563.218	39,82
QATAR	2.753.863	1.423.619	-48,30	780.703	1.215.355	55,67
BAHRAIN	3.135.556	3.542.686	12,98	1.219.063	770.127	-36,83
CYPRUS	90.404	79.312	-12,27	98.817	111.392	12,73
EGYPT	643.647	1.502.220	133,39	1.392.499	1.458.414	4,73
LIBYAN ARAB JAMAHIRIYA	777.658	174.443	-77,57	1.123.160	930.464	-17,16
MOROCCO	369.951	30.615	-91,72	235.317	218.455	-7,17
TUNISIA	28.872	30.504	5,65	150.137	118.427	-21,12
ALGERIA	1.464.057	3.464.691	136,65	3.488.019	9.220.423	164,35
SUDAN	767.739	161.164	-79,01	1.850.130	259.800	-85,96
ERITREA	0	157	-	0	2.160	-
LESOTHO	0	47.800	-	0	2.820	-
NAMIBIA	65.463	132.118	101,82	17.518	61.385	250,41
ETHIOPIA	319	16.976	5.221,63	2.451	2.492	1,67
TANZANIA, UNITED REPUBLIC OF	269.241	254.053	-5,64	403.055	629.876	56,28
MADAGASCAR	12.036	116.457	867,57	10.975	66.280	503,92
SOMALIA	0	3.496	-	0	11.977	-
KENYA	914.717	2.169.053	137,13	990.874	1.354.158	36,66
REUNION	497.835	306.021	-38,53	380.123	380.885	0,20
MOZAMBIQUE	24.190	69.435	187,04	44.229	96.260	117,64
BOTSWANA	18.000	0	-100,00	24.000	0	-100,00
EQUATORIAL GUINEA	37.817	14.897	-60,61	102.456	37.168	-63,72
TOGO	273.069	161.307	-40,93	416.237	302.001	-27,44
GHANA	1.231.470	2.371.800	92,60	2.017.597	3.387.413	67,89
LIBERIA	21.595	11.151	-48,36	20.180	29.223	44,81
GUINEA	903.319	531.985	-41,11	1.149.344	740.600	-35,56
ANGOLA	867.444	93.985	-89,17	862.632	80.523	-90,67
CONGO	50.290	93.494	85,91	52.178	202.022	287,18
CAMEROON	102.554	156.009	52,12	178.744	335.472	87,68
NIGERIA	2.239.603	3.770.998	68,38	3.864.597	6.698.636	73,33
SIERRA LEONE	63.051	63.762	1,13	83.797	195.064	132,78
GABON	221.214	142.292	-35,68	252.400	532.062	110,80
COTE D'IVOIRE	554.646	123.456	-77,74	2.235.891	542.980	-75,72
SENEGAL	42.318	54.225	28,14	135.404	123.756	-8,60
MAURITANIA	525	0	-100,00	1.000	0	-100,00
MALI	209.883	8.398	-96,00	184.070	28.686	-84,42
BENIN	229.263	341.359	48,89	389.818	449.902	15,41
BURKINA FASO	26.316	26.049	-1,01	106.521	108.118	1,50
GAMBIA	5.716	14.812	159,13	22.182	55.363	149,59
U.S. VIRGIN ISLANDS	493	255	-48,28	6.724	3.936	-41,46
SEYCHELLES	550.803	50.278	-90,87	310.811	71.132	-77,11
UGANDA	31.370	2.541	-91,90	137.022	16.499	-87,96
NIGER	865	11.413	1.219,42	1.370	41.844	2.954,31
DJIBOUTI	71.913	97.313	35,32	42.170	53.371	26,56
SWAZILAND	54.153	49.482	-8,63	244.893	272.278	11,18
SOUTH AFRICA	5.440.574	7.708.202	41,68	10.734.521	5.031.938	-53,12

TABEL 5. PERKEMBANGAN EKSPOR INDONESIA MENURUT KOMODITI DAN NEGARA TUJUAN

JENIS BARANG	BERAT BERSIH (KG)		PERUB	NILAI FOB (US \$)		PERUB
	JAN-MEI 2006	JAN-MEI 2007	%	JAN-MEI 2006	JAN-MEI 2007	%
(1)	(2)	(3)	(4)	(5)	(6)	(7)
ZIMBABWE	0	760	-	0	6.750	-
MALAWI	19.183	169.856	785,45	19.055	145.974	666,07
COMOROS	3.000	3.565	18,83	35.000	24.095	-31,16
MAURITIUS	669.204	93.630	-86,01	3.231.799	115.292	-96,43
ZAIRE	18	0	-100,00	202	0	-100,00
VIRGIN ISLANDS (BRITISH)	1.620	9.295	473,77	7.012	42.186	501,63
AUSTRALIA	35.321.931	25.616.362	-27,48	61.063.685	64.661.851	5,89
NEW ZEALAND	3.825.156	2.696.892	-29,50	5.101.031	5.736.734	12,46
MICRONESIA, FEDERATED STATES OF	5.450	8.731	60,20	5.594	7.228	29,21
GUAM	33.497	9.632	-71,25	26.580	13.502	-49,20
PALAU	2.411	23.116	858,77	3.329	20.750	523,31
NEW CALEDONIA	4.689.728	213.572	-95,45	1.168.840	447.519	-61,71
NORTHERN MARIANA ISLANDS	10.935	9.977	-8,76	28.763	2.856	-90,07
SAINT VINCENT AND THE GRENADINES	0	8.580	-	0	18.399	-
VANUATU	76.381	159.864	109,30	35.045	106.675	204,39
WALLIS AND FUTUNA ISLANDS	756	2.407	218,39	944	5.754	509,53
AMERICAN SAMOA	700	24.674	3.424,86	500	135.593	27.018,60
COOK ISLANDS	1.078	78.475	7.179,68	3.045	59.902	1.867,22
FIJI	590.947	635.905	7,61	624.641	328.753	-47,37
KIRIBATI	0	40.489	-	0	42.370	-
MARSHALL ISLANDS	23.716	48.917	106,26	38.043	16.473	-56,70
SAMOA	35.158	44.569	26,77	17.072	38.691	126,63
SOLOMON ISLANDS	169.939	555.875	227,10	654.401	561.248	-14,23
TONGA	136.891	21.128	-84,57	149.825	39.960	-73,33
TUVALU	453	453	0,00	364	382	4,95
CHRISTMAS ISLANDS	245	17	-93,06	942	180	-80,89
TOKELAU	0	3.500	-	0	24.021	-
EAST TIMOR	527.738	5.752	-98,91	517.502	27.100	-94,76
UNITED STATES	33.521.843	40.541.686	20,94	143.825.627	166.969.950	16,09
CANADA	5.034.699	6.818.417	35,43	9.198.967	23.480.756	155,25
MEXICO	1.157.119	1.336.551	15,51	4.922.911	7.109.361	44,41
GUATEMALA	23.775	9.344	-60,70	120.053	29.644	-75,31
HONDURAS	0	21.562	-	0	4.646	-
NICARAGUA	937	1.728	84,42	3.597	1.296	-63,97
PANAMA	278.979	43.078	-84,56	1.279.960	397.426	-68,95
CUBA	0	7.202	-	0	97.876	-
SURINAME	6.502	23.070	254,81	29.803	114.487	284,15
CHILE	125.506	415.663	231,19	512.618	2.399.362	368,06
VENEZUELA	1.581.468	6.636.036	319,61	434.521	1.397.826	221,69
ARGENTINA	381.163	971.584	154,90	2.613.553	7.491.503	186,64
BRAZIL	2.256.140	444.973	-80,28	4.459.513	3.248.163	-27,16
COLOMBIA	179.985	308.399	71,35	128.367	964.631	651,46
BOLIVIA	0	9.590	-	0	30.495	-
URUGUAY	121.771	8.678	-92,87	101.161	28.844	-71,49
PARAGUAY	3.911	39.265	903,96	13.536	65.874	386,66
ECUADOR	451.154	407.996	-9,57	770.566	1.066.246	38,37
PERU	125.715	169.405	34,75	456.160	1.061.066	132,61
GUYANA	33.853	110.545	226,54	57.304	276.429	382,39
TRINIDAD AND TOBAGO	12.052	77.872	546,13	58.920	310.594	427,15
BAHAMAS	0	588	-	0	3.844	-
JAMAICA	5.127	5.807	13,26	11.936	3.998	-66,50
PUERTO RICO	6.223	277.158	4.353,77	37.809	151.512	300,73
BELIZE	17.290	0	-100,00	24.602	0	-100,00
DOMINICAN REPUBLIC	197.822	193.497	-2,19	196.642	327.067	66,33
EL SALVADOR	64.071	92.236	43,96	334.502	487.738	45,81
COSTA RICA	206.833	232.741	12,53	234.462	661.312	182,06
HAITI	93.482	128.412	37,37	181.772	184.863	1,70
BARBADOS	22.906	32.494	41,86	18.299	17.628	-3,67
ANTIGUA AND BARBUDA	12.499	533	-95,74	6.078	2.780	-54,26
ANGUILLA	0	986	-	0	3.134	-
ARUBA	18.980	394	-97,92	22.750	1.812	-92,04
BERMUDA	369	173	-53,12	3.212	3.149	-1,96
CAPE VERDE	9.204	14.440	56,89	33.826	15.200	-55,06
CAYMAN ISLANDS	108.490	39.900	-63,22	28.794	15.996	-44,45
DOMINICA	0	10.500	-	0	40.275	-
FALKLAND ISLANDS (MALVINAS)	126	232	84,13	472	303	-35,81
FRENCH GUIANA	622	818	31,51	2.028	1.745	-13,95
FRENCH POLYNESIA	415.608	201.135	-51,60	286.332	280.014	-2,21
GREENLAND	0	3.699	-	0	32.238	-
GRENADA	227	30.643	13.399,12	2.344	44.093	1.781,10
MARTINIQUE	3.879	24.476	530,99	18.807	18.593	-1,14
NETHERLANDS ANTILLES	6.536	119.362	1.726,22	25.104	115.301	359,29
SAINT LUCIA	45.237	0	-100,00	49.302	0	-100,00
TURKS AND CAICOS ISLANDS	57.033	97.930	71,71	18.996	2.569	-86,48
GUADELOUPE	27.525	30.630	11,28	64.599	29.952	-53,63
SAINT KITTS AND NEVIS	0	273	-	0	5.700	-
UNITED KINGDOM	2.797.119	4.769.315	70,51	12.875.205	24.127.650	87,40
NETHERLANDS	3.460.474	14.012.722	304,94	10.184.055	70.506.636	592,32

TABEL 5. PERKEMBANGAN EKSPOR INDONESIA MENURUT KOMODITI DAN NEGARA TUJUAN

JENIS BARANG	BERAT BERSIH (KG)		PERUB %	NILAI FOB (US \$)		PERUB %
	JAN-MEI 2006	JAN-MEI 2007		JAN-MEI 2006	JAN-MEI 2007	
(1)	(2)	(3)	(4)	(5)	(6)	(7)
FRANCE	4.825.328	7.075.906	46,64	13.118.669	13.486.658	2,81
GERMANY, FED. REP. OF	3.970.248	9.135.326	130,09	26.624.742	43.243.917	62,42
AUSTRIA	423.488	580.713	37,13	1.877.598	3.821.980	103,56
BELGIUM	4.495.541	5.624.274	25,11	15.971.844	20.903.758	30,88
SWITZERLAND	172.976	434.412	151,14	993.185	1.338.992	34,82
LUXEMBOURG	110.627	208	-99,81	55.532	20.747	-62,64
GIBRALTAR	18	0	-100,00	643	0	-100,00
MONACO	1.114	22.701	1.937,79	20.283	207.378	922,42
DENMARK	1.368.194	1.026.430	-24,98	5.707.553	4.775.084	-16,34
NORWAY	12.091.464	15.604.844	29,06	2.951.755	3.300.301	11,81
SWEDEN	687.736	609.931	-11,31	3.242.509	3.717.416	14,65
FINLAND	490.203	3.547.317	623,64	3.495.520	29.291.671	737,98
IRELAND	68.015	40.450	-40,53	358.456	322.510	-10,03
ITALY	5.359.924	5.897.019	10,02	18.996.369	25.092.866	32,09
SPAIN	1.680.564	2.038.873	21,32	4.426.391	4.686.332	5,87
PORTUGAL	83.143	183.975	121,28	358.462	660.710	84,32
ICELAND	2.977	271.639	9.024,59	8.741	95.534	992,94
GREECE	1.463.400	32.169.832	2.098,29	5.136.487	4.176.463	-18,69
VATICAN CITY STATE (HOLY SEE)	0	4.385	-	0	3.750	-
ANDORRA	0	5.590	-	0	2.339	-
DEMOCRATIC REPUBLIC OF THE CONG	119.183	153.860	29,10	89.548	144.570	61,44
HUNGARY	93.233	153.522	64,66	142.459	619.420	334,81
POLAND	594.074	999.694	68,28	3.665.221	4.956.302	35,23
ROMANIA	35.914	184.689	414,25	166.918	664.999	298,40
BULGARIA	59.746	14.945	-74,99	65.939	86.277	30,84
YUGOSLAVIA	5.541	1.633	-70,53	23.030	3.300	-85,67
ARMENIA	12.701	8.416	-33,74	9.843	41.615	322,79
AZERBAIJAN	0	8.559	-	0	88.283	-
BELARUS	0	1.300	-	0	24.553	-
KAZAKHSTAN	18	98.907	549.383,33	357	225.154	62.968,35
UKRAINE	253.047	910.008	259,62	440.860	647.173	46,80
LITHUANIA	35.503	3.239	-90,88	229.556	60.279	-73,74
LATVIA	13.659	53.496	291,65	261.948	400.044	52,72
ESTONIA	235.944	467.931	98,32	71.568	155.723	117,59
GEORGIA	235	25.440	10.725,53	882	13.693	1.452,49
CROATIA	11.826	616.915	5.116,60	63.980	306.060	378,37
MALTA	1.206	72.839	5.939,72	7.762	201.369	2.494,29
SLOVAKIA	53.111	35.709	-32,77	478.619	1.559.963	225,93
SLOVENIA	65.258	96.160	47,35	133.587	163.045	22,05
CZECH REPUBLIC	40.001	66.855	67,13	214.171	234.940	9,70
REP. OF MACEDONIA	6.307	0	-100,00	19.773	0	-100,00
RUSSIA FEDERATION	558.894	560.709	0,32	1.363.575	2.875.204	110,86
<b>BIJI TEMBAGA</b>	<b>745.904.327</b>	<b>905.775.501</b>	<b>21,43</b>	<b>1.292.245.062</b>	<b>2.313.276.017</b>	<b>79,01</b>
JAPAN	312.224.686	313.215.216	0,32	511.013.685	789.259.265	54,45
KOREA, REPUBLIC OF	57.859.750	121.946.588	110,76	97.245.258	271.569.780	179,26
CHINA	37.125.056	13.523.201	-63,57	61.344.273	36.810.016	-39,99
SINGAPORE	20.000	0	-100,00	4.000	0	-100,00
PHILIPPINES	56.699.858	83.005.125	46,39	105.892.918	193.054.774	82,31
INDIA	56.080.054	128.581.894	129,28	83.721.565	372.060.693	344,40
GERMANY, FED. REP. OF	0	23.101.200	-	0	36.381.195	-
SWITZERLAND	0	12.175.559	-	0	27.408.766	-
SPAIN	225.894.923	210.226.718	-6,94	433.023.363	586.731.528	35,50
<b>BIJI NIKEL</b>	<b>1.435.845.972</b>	<b>4.103.499.685</b>	<b>185,79</b>	<b>56.801.451</b>	<b>285.316.459</b>	<b>402,30</b>
JAPAN	922.840.000	945.508.005	2,46	37.694.225	92.650.730	145,80
KOREA, REPUBLIC OF	0	52.500.000	-	0	5.481.493	-
CHINA	0	2.409.305.680	-	0	127.573.201	-
CAMEROON	0	38.150.000	-	0	1.669.062	-
AUSTRALIA	153.865.758	102.340.000	-33,49	3.963.813	9.216.637	132,52
CANADA	700	0	-100,00	300	0	-100,00
CURACAO	0	35.826.000	-	0	1.522.605	-
UNITED KINGDOM	0	50.500.000	-	0	5.128.310	-
GREECE	48.323.514	145.370.000	200,83	2.134.902	16.017.918	650,29
VATICAN CITY STATE (HOLY SEE)	0	66.500.000	-	0	7.107.759	-
UKRAINE	310.816.000	257.500.000	-17,15	13.008.211	18.948.744	45,67
<b>BAUKSIT</b>	<b>2.384.931.012</b>	<b>3.950.293.214</b>	<b>65,64</b>	<b>18.673.061</b>	<b>36.946.206</b>	<b>97,86</b>
JAPAN	280.759.000	222.093.000	-20,90	3.116.347	2.804.946	-9,99
KOREA, REPUBLIC OF	0	166.214	-	0	9.911	-
TAIWAN	23.300.000	34.500.000	48,07	81.550	276.000	238,44
CHINA	2.080.872.012	3.690.034.000	77,33	15.475.164	33.827.349	118,59
THAILAND	0	3.500.000	-	0	28.000	-
<b>BIJI TIMAH/TIN</b>	<b>239.694</b>	<b>192.745</b>	<b>-19,59</b>	<b>68.601</b>	<b>27.935</b>	<b>-59,28</b>
CHINA	21.200	100.000	371,70	9.200	27.000	193,48
THAILAND	12	0	-100,00	6	0	-100,00
SINGAPORE	360	0	-100,00	990	0	-100,00

TABEL 5. PERKEMBANGAN EKSPOR INDONESIA MENURUT KOMODITI DAN NEGARA TUJUAN

JENIS BARANG	BERAT BERSIH (KG)		PERUB	NILAI FOB (US \$)		PERUB
	JAN-MEI 2006	JAN-MEI 2007	%	JAN-MEI 2006	JAN-MEI 2007	%
(1)	(2)	(3)	(4)	(5)	(6)	(7)
MALAYSIA	198.622	92.720	-53,32	2.365	927	-60,80
GERMANY, FED. REP. OF	0	25	-	0	8	-
BELGIUM	16.000	0	-100,00	2.400	0	-100,00
SWEDEN	3.500	0	-100,00	53.640	0	-100,00
<b>BATU BARA</b>	<b>69.752.524.364</b>	<b>78.160.639.067</b>	<b>12,05</b>	<b>2.323.993.352</b>	<b>2.588.877.680</b>	<b>11,40</b>
JAPAN	12.758.307.379	13.479.360.726	5,65	506.166.818	489.165.486	-3,36
HONG KONG	4.645.874.955	4.564.607.358	-1,75	144.751.813	138.346.913	-4,42
KOREA, DEMOCRATIC PEOPLE'S REPL	125.737.000	0	-100,00	4.151.056	0	-100,00
KOREA, REPUBLIC OF	8.315.285.503	10.652.841.644	28,11	250.211.643	350.981.841	40,27
TAIWAN	10.507.207.472	9.867.427.315	-6,09	370.878.349	346.101.609	-6,68
CHINA	1.787.816.741	6.855.643.096	283,46	52.044.673	217.374.401	317,67
PAPUA NEW GUINEA	47.000.000	22.346	-99,95	822.500	35.003	-95,74
THAILAND	3.067.183.573	3.939.427.624	28,44	91.660.706	113.479.061	23,80
SINGAPORE	53.566.003	18.522.120	-65,42	1.789.456	468.656	-73,81
PHILIPPINES	1.887.990.876	2.393.668.077	26,78	68.855.193	81.948.302	19,02
MALAYSIA	3.631.229.190	3.276.279.504	-9,77	111.301.043	102.297.294	-8,09
CAMBODIA	0	25.290.674	-	0	1.020.772	-
VIET NAM	231.234.000	224.973.242	-2,71	8.846.786	6.490.354	-26,64
INDIA	9.383.973.746	11.093.820.468	18,22	265.308.124	336.529.739	26,84
PAKISTAN	456.037.952	572.576.475	25,55	16.080.298	23.210.461	44,34
SRI LANKA	35.902.238	62.945.000	75,32	1.024.351	2.703.745	163,95
SYRIA ARAB REPUBLIC	0	69.715.000	-	0	1.812.590	-
MOROCCO	62.242.000	0	-100,00	2.396.317	0	-100,00
GHANA	1	0	-100,00	1	0	-100,00
SIERRA LEONE	0	137.981.000	-	0	3.809.368	-
SOUTH AFRICA	0	500.000	-	0	225.000	-
AUSTRALIA	0	3.660	-	0	475	-
NEW ZEALAND	571.590.800	325.764.000	-43,01	14.052.789	8.904.333	-36,64
MARSHALL ISLANDS	345.894.000	0	-100,00	9.893.086	0	-100,00
UNITED STATES	1.270.461.000	1.997.665.828	57,24	35.042.387	55.741.391	59,07
CANADA	58.948.000	0	-100,00	1.711.260	0	-100,00
CHILE	630.229.677	858.983.923	36,30	19.643.614	27.096.326	37,94
BRAZIL	0	73.933.000	-	0	2.518.897	-
UNITED KINGDOM	711.106.000	630.930.473	-11,27	19.391.977	17.761.920	-8,41
NETHERLANDS	1.870.416.000	454.176.592	-75,72	70.176.449	18.084.248	-74,23
FRANCE	341.846.000	72.045.000	-78,92	14.588.555	2.698.805	-81,50
GERMANY, FED. REP. OF	0	167.090	-	0	17.814	-
BELGIUM	0	149.933.000	-	0	5.100.260	-
SWITZERLAND	741.935.763	1.302.999.793	75,62	24.828.054	44.041.914	77,39
DENMARK	234.234.000	0	-100,00	8.117.798	0	-100,00
IRELAND	476.469.736	464.354.005	-2,54	20.149.593	16.188.625	-19,66
ITALY	3.105.616.000	2.243.366.000	-27,76	111.810.702	94.941.709	-15,09
SPAIN	1.485.751.759	1.611.788.751	8,48	43.792.554	50.462.419	15,23
PORTUGAL	314.158.000	69.453.283	-77,89	16.895.491	2.401.000	-85,79
GREECE	105.901.000	82.885.000	-21,73	3.976.687	2.453.395	-38,31
CROATIA	203.362.000	256.150.000	25,96	7.247.523	11.492.122	58,57
SLOVENIA	288.016.000	330.438.000	14,73	6.385.706	12.971.432	103,13
<b>GRANIT</b>	<b>2.927.185.374</b>	<b>1.053.317.001</b>	<b>-64,02</b>	<b>9.832.454</b>	<b>5.403.297</b>	<b>-45,05</b>
JAPAN	0	2.557	-	0	1.957	-
TAIWAN	0	144.910	-	0	10.928	-
CHINA	0	31.225	-	0	4.163	-
THAILAND	0	28.378	-	0	7.850	-
SINGAPORE	2.920.075.460	1.053.066.407	-63,94	9.331.179	5.361.593	-42,54
MALAYSIA	7.085.000	19.500	-99,72	51.224	1.290	-97,48
CYPRUS	0	65	-	0	29	-
AUSTRALIA	0	3.368	-	0	1.452	-
UNITED STATES	0	17.703	-	0	10.769	-
COSTA RICA	0	284	-	0	433	-
NETHERLANDS ANTILLES	0	2.604	-	0	2.833	-
NETHERLANDS	24.914	0	-100,00	450.051	0	-100,00
<b>PASIR ALAM</b>	<b>1.570.523.597</b>	<b>401.111.774</b>	<b>-74,46</b>	<b>11.111.048</b>	<b>4.679.066</b>	<b>-57,89</b>
JAPAN	252	223	-11,51	63	701	1.012,70
HONG KONG	69.150	282.000	307,81	9.933	112.800	1.035,61
KOREA, REPUBLIC OF	0	20.000	-	0	16.000	-
TAIWAN	10.000	0	-100,00	3.800	0	-100,00
CHINA	29.958.466	9.091.251	-69,65	8.064.985	3.787.203	-53,04
THAILAND	3.020.812	3.000.000	-0,69	34.456	30.000	-12,93
SINGAPORE	1.522.575.705	388.718.000	-74,47	2.930.964	732.282	-75,02
PHILIPPINES	40.000	0	-100,00	2.600	0	-100,00
MALAYSIA	123.200	0	-100,00	3.285	0	-100,00
INDIA	20.000	0	-100,00	1.795	0	-100,00
SRI LANKA	14.659.904	0	-100,00	58.639	0	-100,00
AUSTRALIA	48	300	525,00	48	80	66,67
UNITED STATES	60	0	-100,00	20	0	-100,00
SWITZERLAND	46.000	0	-100,00	460	0	-100,00



TABEL 5. PERKEMBANGAN EKSPOR INDONESIA MENURUT KOMODITI DAN NEGARA TUJUAN

JENIS BARANG	BERAT BERSIH (KG)		PERUB	NILAI FOB (US \$)		PERUB
	JAN-MEI 2006	JAN-MEI 2007	%	JAN-MEI 2006	JAN-MEI 2007	%
(1)	(2)	(3)	(4)	(5)	(6)	(7)
<b>HASIL TAMBANG LAIN</b>	<b>2.567.811.330</b>	<b>2.635.065.796</b>	<b>2,62</b>	<b>48.681.439</b>	<b>83.013.784</b>	<b>70,52</b>
JAPAN	10.128.789	8.677.171	-14,33	674.845	1.382.278	104,83
HONG KONG	15.983.592	1.371.799	-91,42	440.926	470.192	6,64
KOREA, REPUBLIC OF	5.894.275	5.129.961	-12,97	1.186.825	707.542	-40,38
TAIWAN	24.146.396	13.472.019	-44,21	1.197.026	846.606	-29,27
CHINA	958.287.340	1.900.715.670	98,35	30.962.934	61.116.453	97,39
MONGOLIA	0	21.000	-	0	3.992	-
PAPUA NEW GUINEA	170	0	-100,00	248	0	-100,00
THAILAND	15.925.210	3.762.707	-76,37	1.611.392	394.473	-75,52
SINGAPORE	1.494.873.734	536.566.975	-64,11	3.816.411	3.667.248	-3,91
PHILIPPINES	4.650.888	1.485.210	-68,07	941.026	312.054	-66,84
MALAYSIA	12.255.998	13.006.683	6,13	656.809	5.590.525	751,16
MYANMAR (FORM. BURMA)	477.600	70.600	-85,22	59.584	4.350	-92,70
CAMBODIA	3.917.921	2.433.933	-37,88	353.257	144.604	-59,07
VIET NAM	5.151.078	3.094.728	-39,92	358.206	227.213	-36,57
MALDIVES	6.713	13.733	104,57	3.292	1.195	-63,70
INDIA	386.995	56.309.814	14.450,53	54.654	3.953.091	7.132,94
PAKISTAN	0	125.003	-	0	7.102	-
BANGLADESH	10.109.327	5.151.421	-49,04	1.282.161	475.092	-62,95
SRI LANKA	309.549	89.220	-71,18	36.286	7.824	-78,44
IRAN (ISLAMIC REPUBLIC OF)	60.000	42	-99,93	7.350	1.080	-85,31
SAUDI ARABIA	972	11.445	1.077,47	1.300	3.038	133,69
KUWAIT	17.371	0	-100,00	1.900	0	-100,00
TURKEY	24	24.000	99.900,00	240	350	45,83
UNITED ARAB EMIRATES	104.000	76.580.846	73.535,43	12.820	1.238.423	9.560,09
BAHRAIN	0	576	-	0	1.980	-
CYPRUS	0	3.407	-	0	1.724	-
EGYPT	23.000	48.000	108,70	230	480	108,70
LESOTHO	0	20.000	-	0	1.180	-
TANZANIA, UNITED REPUBLIC OF	342.500	0	-100,00	64.466	0	-100,00
MADAGASCAR	0	26.250	-	0	814	-
KENYA	732.000	61.385	-91,61	146.241	14.208	-90,28
REUNION	0	1.905	-	0	2.930	-
ANGOLA	187.200	0	-100,00	22.464	0	-100,00
NIGERIA	246.796	160.000	-35,17	78.767	45.232	-42,57
SOUTH AFRICA	512.934	120.450	-76,52	97.771	9.060	-90,73
MAURITIUS	0	9.471	-	0	7.781	-
AUSTRALIA	869.838	2.910.035	234,55	384.101	304.619	-20,69
NEW ZEALAND	77.249	21.258	-72,48	12.427	2.744	-77,92
GUAM	0	26.511	-	0	8.214	-
NEW CALEDONIA	0	7.220	-	0	5.892	-
VANUATU	0	16.258	-	0	4.481	-
COOK ISLANDS	0	153	-	0	147	-
FIJI	0	582.391	-	0	48.230	-
SAMOA	2.413	0	-100,00	18.826	0	-100,00
TONGA	12.911	0	-100,00	4.389	0	-100,00
UNITED STATES	1.030.835	689.384	-33,12	714.474	355.327	-50,27
CANADA	19.432	4.105	-78,88	16.004	10.253	-35,93
MEXICO	0	4.142	-	0	2.527	-
ARGENTINA	0	1.074	-	0	1.118	-
BRAZIL	36.253	5.631	-84,47	7.070	3.223	-54,41
COSTA RICA	0	10.382	-	0	10.739	-
FRENCH GUIANA	0	304	-	0	705	-
FRENCH POLYNESIA	0	5.241	-	0	6.066	-
MARTINIQUE	34	0	-100,00	159	0	-100,00
NETHERLANDS ANTILLES	0	1.063	-	0	1.158	-
GUADELOUPE	0	8.323	-	0	7.287	-
UNITED KINGDOM	196.803	76.820	-60,97	57.717	66.210	14,71
NETHERLANDS	91.243	60.265	-33,95	150.177	55.481	-63,06
FRANCE	58.390	164.282	181,35	12.828	83.937	554,33
GERMANY, FED. REP. OF	1.580	99.856	6.220,00	3.805	63.040	1.556,77
AUSTRIA	0	23.926	-	0	18.894	-
BELGIUM	47.767	30.174	-36,83	3.048.481	1.030.634	-66,19
SWITZERLAND	340.301	1.493.092	338,76	30.641	103.228	236,90
DENMARK	0	1.562	-	0	5	-
NORWAY	40.400	0	-100,00	2.020	0	-100,00
SWEDEN	0	11.495	-	0	3.152	-
FINLAND	0	728	-	0	1.026	-
IRELAND	0	6.270	-	0	5.095	-
ITALY	0	121.141	-	0	55.677	-
SPAIN	186.146	106.505	-42,78	116.248	103.044	-11,36
PORTUGAL	0	1.418	-	0	1.457	-
ICELAND	66.551	0	-100,00	30.942	0	-100,00
GREECE	712	63	-91,15	1.646	189	-88,52
HUNGARY	0	3.130	-	0	5.055	-
MALTA	0	1.592	-	0	2.960	-
SLOVENIA	0	4.578	-	0	1.856	-

TABEL 5. PERKEMBANGAN EKSPOR INDONESIA MENURUT KOMODITI DAN NEGARA TUJUAN

JENIS BARANG	BERAT BERSIH (KG)		PERUB	NILAI FOB (US \$)		PERUB
	JAN-MEI 2006	JAN-MEI 2007	%	JAN-MEI 2006	JAN-MEI 2007	%
(1)	(2)	(3)	(4)	(5)	(6)	(7)
CZECH REPUBLIC	100	0	-100,00	53	0	-100,00
<b>BARANG-BARANG SENI</b>	<b>1.120.737</b>	<b>1.438.734</b>	<b>28,37</b>	<b>2.800.683</b>	<b>3.850.972</b>	<b>37,50</b>
JAPAN	74.036	80.806	9,14	329.837	227.579	-31,00
HONG KONG	5.208	11.402	118,93	54.505	41.347	-24,14
KOREA, REPUBLIC OF	32.617	17.017	-47,83	58.650	23.377	-60,14
TAIWAN	6.313	82.417	1.205,51	19.035	140.602	638,65
CHINA	1.011	955	-5,54	6.145	4.568	-25,66
PAPUA NEW GUINEA	0	437	-	0	1.062	-
THAILAND	3.103	2.371	-23,59	3.497	6.980	99,60
SINGAPORE	17.473	21.579	23,50	105.611	179.443	69,91
PHILIPPINES	242	3.162	1.206,61	2.688	9.439	251,15
MALAYSIA	81.035	26.668	-67,09	102.845	57.232	-44,35
CAMBODIA	0	39.499	-	0	78.750	-
BRUNEI DARUSSALAM	248	2.052	727,42	123	781	534,96
VIET NAM	25	123	392,00	253	91	-64,03
MALDIVES	1.176	2.051	74,40	9.311	22.407	140,65
INDIA	3.525	438	-87,57	6.972	1.130	-83,79
SRI LANKA	579	781	34,89	1.539	163	-89,41
IRAN (ISLAMIC REPUBLIC OF)	0	3.712	-	0	5.930	-
SAUDI ARABIA	3.059	5.824	90,39	9.467	5.416	-42,79
KUWAIT	20.000	150	-99,25	1.100	2.179	98,09
JORDAN	860	0	-100,00	547	0	-100,00
LEBANON	371	167	-54,99	1.529	464	-69,65
YEMEN	279	0	-100,00	418	0	-100,00
OMAN	0	347	-	0	161	-
TURKEY	68.392	85.091	24,42	86.876	114.912	32,27
UNITED ARAB EMIRATES	17.489	18.139	3,72	29.246	68.444	134,03
QATAR	91	0	-100,00	80	0	-100,00
BAHRAIN	0	543	-	0	2.581	-
CYPRUS	1.183	725	-38,72	13.470	709	-94,74
EGYPT	189	419	121,69	156	426	173,08
MOROCCO	0	541	-	0	9.322	-
TUNISIA	446	0	-100,00	958	0	-100,00
MADAGASCAR	0	86	-	0	189	-
KENYA	0	897	-	0	715	-
REUNION	4.514	4.865	7,78	9.955	3.420	-65,65
TOGO	0	16	-	0	15	-
COTE D'IVOIRE	0	112	-	0	117	-
SENEGAL	4.829	27.042	459,99	4.600	24.540	433,48
SOUTH AFRICA	1.420	12.315	767,25	4.519	20.298	349,17
MAURITIUS	0	332	-	0	1.620	-
VIRGIN ISLANDS (BRITISH)	4	1	-75,00	40	25	-37,50
AUSTRALIA	84.375	118.261	40,16	138.872	245.636	76,88
NEW ZEALAND	2.754	7.809	183,55	5.584	12.784	128,94
MICRONESIA, FEDERATED STATES OF	361	0	-100,00	814	0	-100,00
GUAM	813	595	-26,81	1.150	2.491	116,61
NEW CALEDONIA	3.106	5.321	71,31	6.193	14.392	132,39
NORTHERN MARIANA ISLANDS	0	33	-	0	251	-
VANUATU	330	393	19,09	621	347	-44,12
COOK ISLANDS	4.447	235	-94,72	11.247	742	-93,40
FIJI	14.093	406	-97,12	23.121	538	-97,67
UNITED STATES	92.607	95.945	3,60	428.587	384.936	-10,18
CANADA	9.695	8.276	-14,64	20.350	29.694	45,92
MEXICO	5.478	535	-90,23	11.770	1.408	-88,04
PANAMA	690	263	-61,88	450	281	-37,56
SURINAME	0	11.150	-	0	12.144	-
CHILE	109	4.306	3.850,46	190	3.289	1.631,05
ARGENTINA	0	8	-	0	6	-
BRAZIL	1.499	742	-50,50	2.274	72.543	3.090,11
COLOMBIA	75	805	973,33	180	1.199	566,11
URUGUAY	0	674	-	0	821	-
BAHAMAS	0	516	-	0	879	-
JAMAICA	0	721	-	0	165	-
PUERTO RICO	495	4.047	717,58	389	8.797	2.161,44
DOMINICAN REPUBLIC	276	1.557	464,13	415	4.601	1.008,67
EL SALVADOR	235	0	-100,00	482	0	-100,00
COSTA RICA	1.093	1.478	35,22	565	1.521	169,20
HAITI	206	0	-100,00	572	0	-100,00
ANTIGUA AND BARBUDA	513	0	-100,00	242	0	-100,00
CAYMAN ISLANDS	22	0	-100,00	894	0	-100,00
FRENCH POLYNESIA	7.369	11.624	57,74	6.454	18.191	181,86
MARTINIQUE	812	838	3,20	1.369	844	-38,35
NETHERLANDS ANTILLES	1.360	1.458	7,21	8.383	6.628	-20,94
GUADELOUPE	382	298	-21,99	1.036	696	-32,82
UNITED KINGDOM	64.594	16.178	-74,95	98.949	43.714	-55,82
NETHERLANDS	48.986	46.943	-4,17	172.567	94.649	-45,15
FRANCE	81.416	157.695	93,69	271.374	928.446	242,13

TABEL 5. PERKEMBANGAN EKSPOR INDONESIA MENURUT KOMODITI DAN NEGARA TUJUAN

JENIS BARANG	BERAT BERSIH (KG)		PERUB	NILAI FOB (US \$)		PERUB
	JAN-MEI 2006	JAN-MEI 2007	%	JAN-MEI 2006	JAN-MEI 2007	%
(1)	(2)	(3)	(4)	(5)	(6)	(7)
GERMANY, FED. REP. OF	75.673	142.768	88,66	167.729	198.768	18,51
AUSTRIA	571	1.380	141,68	1.934	3.943	103,88
BELGIUM	36.346	39.393	8,38	78.904	83.284	5,55
SWITZERLAND	963	9.733	910,70	3.834	31.609	724,44
LUXEMBOURG	0	100	-	0	466	-
DENMARK	2.054	8.871	331,89	16.336	31.017	89,87
NORWAY	67	1.144	1.607,46	125	2.399	1.819,20
SWEDEN	20.403	3.044	-85,08	26.165	5.994	-77,09
FINLAND	109	65	-40,37	213	162	-23,94
IRELAND	1.706	1.772	3,87	1.613	3.983	146,93
ITALY	104.617	132.805	26,94	199.940	241.666	20,87
SPAIN	86.014	125.529	45,94	188.897	209.987	11,16
PORTUGAL	74	813	998,65	768	2.235	191,02
GREECE	3.262	6.529	100,15	4.273	24.024	462,23
HUNGARY	5.189	2.002	-61,42	11.896	4.105	-65,49
POLAND	597	3.118	422,28	3.507	46.980	1.239,61
ROMANIA	935	2.099	124,49	815	1.443	77,06
BULGARIA	1.557	650	-58,25	8.410	766	-90,89
YUGOSLAVIA	0	13	-	0	16	-
KAZAKHSTAN	561	0	-100,00	850	0	-100,00
UKRAINE	132	170	28,79	300	160	-46,67
LITHUANIA	10	0	-100,00	71	0	-100,00
CROATIA	592	2.318	291,55	2.019	3.657	81,13
MALTA	0	273	-	0	613	-
SLOVAKIA	364	559	53,57	290	1.455	401,72
SLOVENIA	325	312	-4,00	104	1.078	936,54
CZECH REPUBLIC	23	78	239,13	10	221	2.110,00
RUSSIA FEDERATION	685	1.004	46,57	2.614	1.874	-28,31
<b>BARANG KIRIMAN, POS DAN YANG DIK</b>	<b>43.588</b>	<b>2.250</b>	<b>-94,84</b>	<b>96.882</b>	<b>651</b>	<b>-99,33</b>
JAPAN	43.588	0	-100,00	96.882	0	-100,00
MALAYSIA	0	2.250	-	0	651	-
<b>LAINNYA</b>	<b>207</b>	<b>1.391</b>	<b>571,98</b>	<b>8.455</b>	<b>3.955</b>	<b>-53,22</b>
JAPAN	17	8	-52,94	7.000	21	-99,70
HONG KONG	100	0	-100,00	500	0	-100,00
SINGAPORE	89	0	-100,00	944	0	-100,00
WALLIS AND FUTUNA ISLANDS	0	462	-	0	1.105	-
UNITED STATES	1	0	-100,00	11	0	-100,00
SPAIN	0	921	-	0	2.829	-
<b>TOTAL EKSPOR</b>	<b>125.218.046.753</b>	<b>136.102.505.459</b>	<b>8,69</b>	<b>38.463.018.857</b>	<b>44.302.724.586</b>	<b>15,18</b>