

Buletin Statistik Perdagangan Luar Negeri  
*Foreign Trade Statistical Bulletin*

## **EKSPOR /EXPORTS**

ISSN : 0126 - 5775

No. Publikasi / *Publication Number* : 05410.0713

Katalog BPS / *BPS Catalogue*: 8101.

Ukuran Buku / *Book Size* : 21 Cm X 29 Cm

Jumlah Halaman / *Total Pages* : 149 Halaman / *Pages*

Naskah / *Manuscript* :

Bagian Statistik Ekspor

*Export Statistics Division*

Gambar Kulit / *Cover Design* :

Bagian Statistik Ekspor

*Export Statistics Division*

Diterbitkan oleh / *Published by* :

Badan Pusat Statistik, Jakarta - Indonesia

*CBS, Indonesia*

Dicetak oleh / *Printed by* :

CV Rioma

Boleh dikutip dengan menyebut sumbernya

*May be cited with reference to the source*

## KATA PENGANTAR

Buletin Statistik Perdagangan Luar Negeri Ekspor yang diterbitkan secara bulanan memuat data ekspor menurut sektor, Perkembangan ekspor komoditi pertanian, Perkembangan ekspor komoditi industri, Perkembangan ekspor komoditi pertambangan dan Perkembangan ekspor Indonesia menurut komoditi dan negara tujuan secara kumulatif dari Januari sampai bulan berjalan.

Buletin ini juga menyajikan ulasan singkat tentang perbandingan, pertumbuhan dan peranan serta data pokok yang cukup menonjol atau yang mengalami perubahan yang signifikan. Diharapkan dengan adanya informasi semacam ini, para pengguna data ekspor dapat melihat dan mengikuti perkembangan ekspor secara garis besar.

Kepada para pengguna data, saran dan kritik yang bersifat konstruktif demi penyempurnaan publikasi ini, sangat diharapkan. Dengan demikian usaha BPS untuk meningkatkan pelayanan dan pemasyarakatan statistik (khususnya data Statistik Ekspor) dapat dilaksanakan secara baik dan berkesinambungan.

Jakarta, Januari 2007

BADAN PUSAT STATISTIK

KEPALA,

**DR. Rusman Heriawan**

NIP. 340003999

## **ISI / CONTENT**

Halaman / Page

Kata Pengantar / <i>Preface</i> .....	iii
Isi / <i>Content</i> .....	iv
Ringkasan / <i>Highlight</i> .....	v - xiv

### **Jilid / Volume**

Tabel 1. Ringkasan Perkembangan Ekspor Indonesia .....	1
Tabel 2. Perkembangan Ekspor Komoditi Pertanian .....	1
Tabel 3. Perkembangan Ekspor Komoditi Industri .....	2
Tabel 4. Perkembangan Ekspor Komoditi Pertambangan .....	4
Tabel 5. Perkembangan Ekspor Indonesia Menurut Komoditi dan Negara Tujuan .....	5

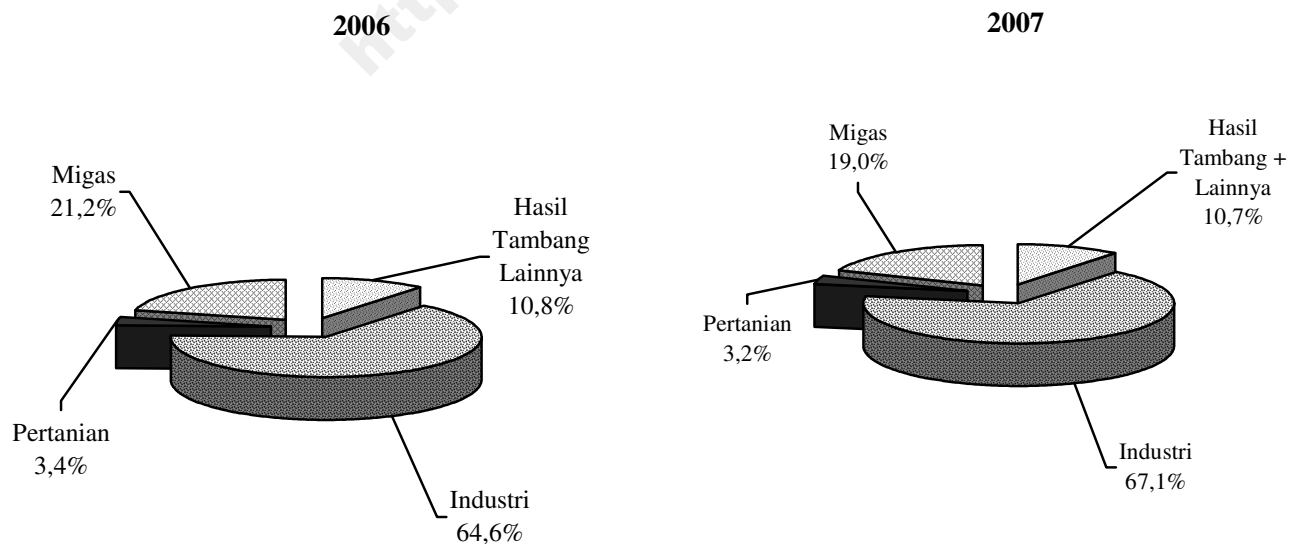
## RINGKASAN

Ekspor Indonesia pada periode Januari - November 2007 mencapai nilai US\$ 103 158,9 juta dengan volume 310 302,3 ribu ton, yang terdiri dari US\$ 19 571,6 juta hasil ekspor minyak dan gas bumi dan US\$ 83 587,3 juta hasil ekspor komoditi non migas.

Dibandingkan periode yang sama tahun 2006, nilai ekspor naik US\$ 11 970,6 juta, karena adanya kenaikan ekspor non migas senilai US\$ 11 723,6 juta, demikian juga dari kelompok migas mengalami kenaikan sebesar US\$ 246,9 juta atau naik

1,28 persen dibanding periode yang sama tahun sebelumnya. Walaupun demikian, diperlihatkan bahwa penerimaan dari sektor migas masih bisa diharapkan, karena perkembangan harga di pasaran internasional menunjukkan perkembangan yang fluktuatif. Bulan November 2007 harga minyak mentah Indonesia US\$ 92,10 per barelnya, naik sebesar US\$ 36,20 per barel dibandingkan bulan November 2006.

Grafik 1 : PERBANDINGAN NILAI EKSPOR INDONESIA PADA JANUARI-NOVEMBER 2006 & 2007

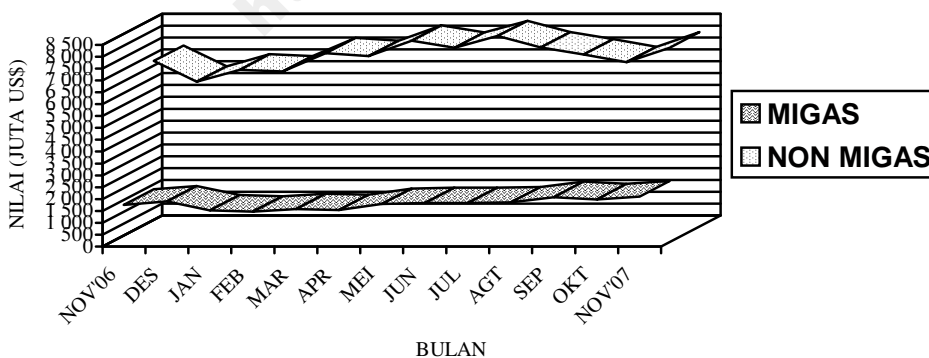


Pada Grafik 1 ditampilkan perbandingan nilai ekspor selama Periode Januari - November 2006 dan 2007. Sedangkan trend perkembangannya dari bulan November 2006 sampai dengan November 2007 disajikan pada Grafik 2, 3, dan 4. Nilai ekspor kelompok migas pada Januari - November 2006 senilai US\$ 19 324,7 juta yang terdiri dari minyak mentah, hasil minyak dan gas masing-masing senilai US\$ 7 374,5 juta, US\$ 2 642,6 juta, dan US\$ 9 307,6 juta. Sedangkan pada Januari - November 2007 nilai untuk kelompok migas

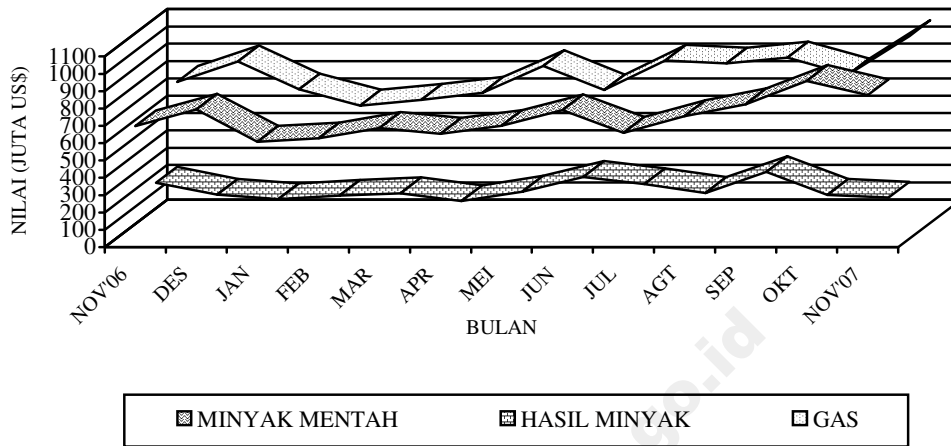
masing-masing sebesar US\$ 8 145,0 juta, US\$ 2 566,4 juta dan US\$ 8 860,2 juta.

Nilai ekspor untuk kelompok non migas yang terdiri dari hasil pertanian, industri serta hasil tambang dan lainnya pada bulan Januari - November 2006 masing-masing US\$ 3 088,1 juta, US\$ 58 958,3 juta, dan US\$ 9 817,3 juta. Sementara itu pada periode Januari - November 2007 masing-masing mencapai US\$ 3 285,3 juta, US\$ 69 255,1 juta, dan US\$ 11 047,0 juta.

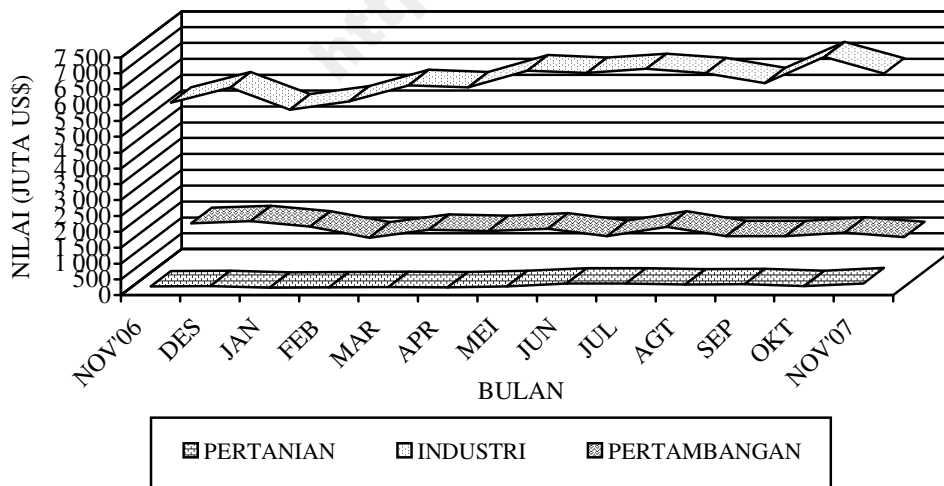
**Grafik 2 : PERKEMBANGAN NILAI EKSPOR MIGAS DAN NON MIGAS SELAMA NOVEMBER 2006 SAMPAI DENGAN NOVEMBER 2007**



**Grafik 3 : PERKEMBANGAN NILAI EKSPOR KOMODITI MIGAS  
SELAMA NOVEMBER 2006 SAMPAI DENGAN NOVEMBER 2007**



**Grafik 4 : PERKEMBANGAN NILAI EKSPOR KOMODITI NON MIGAS  
SELAMA NOVEMBER 2006 SAMPAI DENGAN NOVEMBER 2007**



**Tabel A. RINGKASAN EKSPOR NON MIGAS INDONESIA  
(JUTA US\$)**

<b>Tahun dan Bulan</b>	<b>Hasil sektor pertanian</b>	<b>Hasil sektor industri</b>	<b>Hasil sektor tambang</b>	<b>Total</b>
<b>[1]</b>	<b>[2]</b>	<b>[3]</b>	<b>[4]</b>	<b>[6]</b>
2005				
Oktober	267,3	5 273,5	590,9	6 131,7
November	221,4	4 034,4	1 016,0	5 271,8
Desember	262,7	5 187,5	848,4	6 298,6
2006				
Januari	237,4	4 527,8	968,6	5 733,8
Pebruari	279,1	4 920,0	561,2	5 760,3
Maret	240,9	4 922,2	645,3	5 808,4
April	212,5	5 085,0	651,8	5 949,3
Mei	274,9	5 363,9	941,6	6 580,4
Juni	316,1	5 512,1	843,0	6 671,2
Juli	344,1	5 679,8	757,9	6 781,8
Agustus	338,3	5 773,3	947,2	7 058,8
September	290,6	5 881,5	1 070,8	7 242,8
Oktober	263,0	5 699,5	1 157,1	7 119,6
November	280,9	5 589,6	1 297,2	7 167,7
Desember	288,4	6 069,5	1 366,1	7 715,0
2007				
Januari	235,8	5 370,6	1 194,9	6 801,3
Pebruari	247,7	5 631,7	846,7	6 726,1
Maret	256,7	6 138,0	1 095,5	7 490,2
April	246,9	6 075,8	1 053,8	7 376,5
Mei	282,9	6 602,4	1 130,5	8 015,8
Juni	309,1	6 526,6	894,6	7 730,4
Juli	368,1	6 655,7	1 189,6	8 213,3
Agustus	336,4	6 516,0	887,9	7 740,3
September	344,9	6 202,8	889,8	7 437,5
Oktober	285,3	7 030,7	1 003,0	8 318,9
November	371,5	6 504,8	860,7	7 737,0

Dipandang dari negara tujuan ekspor (Tabel B), pada bulan November 2007 kelompok migas yang ditujukan ke kawasan Asia Timur sebesar US\$ 1 793,1 juta memperlihatkan peningkatan dibanding tahun 2006. Negara yang memperlihatkan peningkatan ekspor kelompok migas lainnya, adalah Jepang dengan persentase peningkatan sebesar 42,47 persen, China dengan persentase peningkatan sebesar 124,17 persen, Singapura dengan persentase

sebesar 2,57 persen peningkatan dan Malaysia dengan persentase peningkatan sebesar 266,87 persen, sedangkan Philipina dan Muangthai memperlihatkan penurunan dibanding tahun 2006, dengan persentase penurunan sebesar 99,13 persen dan 69,78 persen. Dari Tabel B juga terlihat bahwa ekspor komoditi migas pada bulan November 2007 menunjukkan peningkatan menjadi US\$ 2 107,0 juta.

**Tabel B : Perkembangan Ekspor Migas & Non Migas Indonesia Menurut Negara Tujuan, November 2006 & November 2007 (Juta US\$)**

Kawasan Negara Ekspor	Migas			Non Migas		
	November 2006	November 2007	Perubahan (%)	November 2006	November 2007	Perubahan (%)
• <b>Asia Timur</b>	1 260,9	1 793,1	42,21	2 460,8	2 082,1	-15,39
- Jepang	725,7	1 033,9	42,47	1 219,9	917,3	-24,80
- China	169,1	379,0	124,17	497,6	524,5	5,41
• <b>Asia Selatan &amp; Tenggara</b>	176,0	174,6	-0,76	1 844,1	2 333,0	26,51
- Muangthai	67,2	20,3	-69,78	168,9	233,5	38,26
- Singapura	80,2	82,3	2,57	662,5	796,7	20,27
- Philipina	7,1	0,1	-99,13	153,0	147,8	-3,43
- Malaysia	19,5	71,6	266,87	313,3	457,4	46,00
• <b>Asia Barat</b>	0,0	0,0	-	273,1	430,7	57,71
• <b>Afrika</b>	0,0	0,0	-	167,6	293,5	75,13
• <b>Australia &amp; Oseania</b>	202,4	139,2	-31,23	179,9	195,0	8,42
• <b>Amerika Utara</b>	110,9	0,0	-100,00	893,0	1 041,9	16,68
- Amerika Serikat	110,9	0,0	-100,00	850,6	998,4	17,37
• <b>Amerika Tengah &amp; Selatan</b>	0,0	0,0	-	141,4	167,9	18,82
• <b>Eropa Barat</b>	0,1	0,0	-	1099,6	1 084,2	-1,41
• <b>Eropa Timur</b>	0,1	0,1	-	108,4	108,7	0,27
<b>Total Ekspor</b>	<b>1 750,4</b>	<b>2 107,0</b>	<b>20,38</b>	<b>7 167,7</b>	<b>7 737,0</b>	<b>7,94</b>



Pada kelompok non migas nilai ekspor mengalami peningkatan hingga mencapai US\$ 7 737,0 juta, atau sebesar 7,94 persen.

Pada tabel 1 disajikan ekspor menurut sektor. Disini terlihat bahwa perolehan devisa terbesar pada periode Januari - November 2007 berasal dari sektor industri dengan nilai US\$ 69 255,1 juta atau sekitar 67,13 persen dari total ekspor, sedangkan pada periode Januari - November 2006 juga berasal dari sektor industri dengan nilai US\$ 58 958,3 juta atau sekitar 64,66 persen dari total ekspor. Dibandingkan periode yang sama tahun sebelumnya, sektor industri mengalami peningkatan 17,46 persen.

Pada tabel 2 disajikan perkembangan ekspor komoditi hasil pertanian, selama periode Januari - November 2007, komoditi andalan sektor pertanian antara lain udang segar/beku dengan nilai US\$ 842,0 juta (25,63 persen); kopi dengan nilai US\$ 575,0 juta (17,50 persen); biji coklat dengan nilai US\$ 557,4 juta (16,97 persen); ikan dan lain-lain dengan nilai US\$ 515,5 juta (15,69 persen); rempah-rempah dengan nilai US\$ 229,0 juta (6,97 persen); hasil pertanian lainnya dengan nilai US\$ 145,4 juta (4,43 persen); buah-buahan dengan nilai US\$ 101,6 juta (3,09 persen); teh dengan nilai US\$ 65,4 juta (1,99 persen); bahan nabati lainnya dengan nilai US\$ 53,5 juta (1,63

persen); tembakau dengan nilai US\$ 52,0 juta (1,58 persen).

Pada tabel 3 disajikan perkembangan ekspor komoditi hasil industri, selama periode Januari - November 2007, komoditi andalan sektor industri antara lain tekstil dengan nilai US\$ 9 057,9 juta (13,08 persen); barang dari logam tidak mulia dengan nilai US\$ 8 813,3 juta (12,73 persen); minyak nabati dengan nilai US\$ 8 162,2 juta (11,79 persen); alat listrik, ukur, fotografi, dll dengan nilai US\$ 7 315,2 juta (10,56 persen); karet alam olahan dengan nilai US\$ 5 572,2 juta (8,05 persen); bahan kimia dengan nilai US\$ 3 263,0 juta (4,71 persen); kertas dan barang dari kertas dengan nilai US\$ 3 070,0 juta (4,43 persen); kayu olahan dengan nilai US\$ 2 826,1 juta (4,08 persen); makanan olahan dengan nilai US\$ 2 044,2 juta (2,95 persen); meubel dan bagian-bagiannya dengan nilai US\$ 1 744,2 juta (2,52 persen).

Pada tabel 4 disajikan perkembangan ekspor komoditi hasil pertambangan, selama periode Januari - November 2007, komoditi andalan sektor pertambangan antara lain batu bara dengan nilai US\$ 6 029,9 juta (54,58 persen) dan biji tembaga dengan nilai US\$ 4 105,1 juta (37,16 persen). Ekspor batu bara mengalami peningkatan 10,23 persen dibanding periode yang sama tahun

sebelumnya, dan biji tembaga mengalami peningkatan 3,76 persen dibanding periode yang sama tahun sebelumnya.

Perkembangan ekspor Indonesia menurut komoditi dan negara tujuan yang disajikan pada Tabel 5, memperlihatkan bahwa ekspor selama ini lebih banyak bertumpu pada 15 komoditi utama, (ringkasan disajikan pada Tabel C yang diurut menurut nilai ekspor). Lima belas komoditi tersebut pada periode Januari - November 2007 menyumbang sekitar 63,93 persen dari ekspor non migas.

Minyak kelapa sawit mempunyai nilai US\$ 6 520,8 juta, naik US\$ 2 270,1 juta dari tahun lalu, komoditi ini menyumbang sekitar 7,80 persen ekspor non migas nasional pada periode Januari - November 2007.

Nilai ekspor batu bara selama periode Januari - November 2007 naik US\$ 559,8 juta menjadi US\$ 6 029,9 juta.

Pada periode Januari - November 2007 nilai ekspor pakaian jadi US\$ 5 219,9 juta, yang naik dibanding tahun lalu sebesar US\$ 122,4 juta atau naik sekitar 2,40 persen.

Komoditi alat listrik diekspor dengan nilai US\$ 4 468,4 juta atau 5,35 persen, industri lainnya diekspor dengan nilai US\$ 4 291,7 juta atau sekitar 5,13 persen dari perolehan devisa non migas.

Selama periode Januari - November 2007, biji tembaga nilai ekspornya mencapai US\$ 4 105,1 juta, sedangkan tahun sebelumnya senilai US\$ 3 956,3 juta, atau terjadi peningkatan sekitar US\$ 148,8 juta (3,76 persen). Crumb rubber nilai ekspornya naik US\$ 316,1 juta (4,55 persen) menjadi US\$ 3 799,5 juta.

Perolehan devisa dari kertas dan barang dari kertas pada periode Januari - November 2007 diekspor dengan nilai US\$ 3 070,0 juta atau sekitar 3,67 persen dari kelompok non migas. Tembaga pada periode Januari - November 2007 diekspor dengan nilai US\$ 2 542,6 juta, sedangkan tahun sebelumnya US\$ 1 830,9 juta.

Textil lainnya nilai ekspornya naik US\$ 196,6 juta menjadi US\$ 2 534,8 juta. Sedangkan nilai ekspor bahan kimia organik dalam periode Januari - November 2007 naik 46,50 persen menjadi US\$ 2 447,3 juta. Audio visual nilai ekspornya naik US\$ 2 419,7 juta menjadi US\$ 2 422,8 juta, nikel nilai ekspornya naik US\$ 1 227,1 juta menjadi US\$ 2 233,6 juta. Besi/baja nilai ekspornya naik US\$ 96,3 juta menjadi US\$ 2 012,1 juta.

Damar tiruan, bahan plastik nilai ekspornya naik US\$ 151,4 juta menjadi US\$ 1 739,5 juta.

**Tabel C : Ekspor Utama Barang Bukan Migas**  
**Periode Januari - November, 2006 dan 2007**

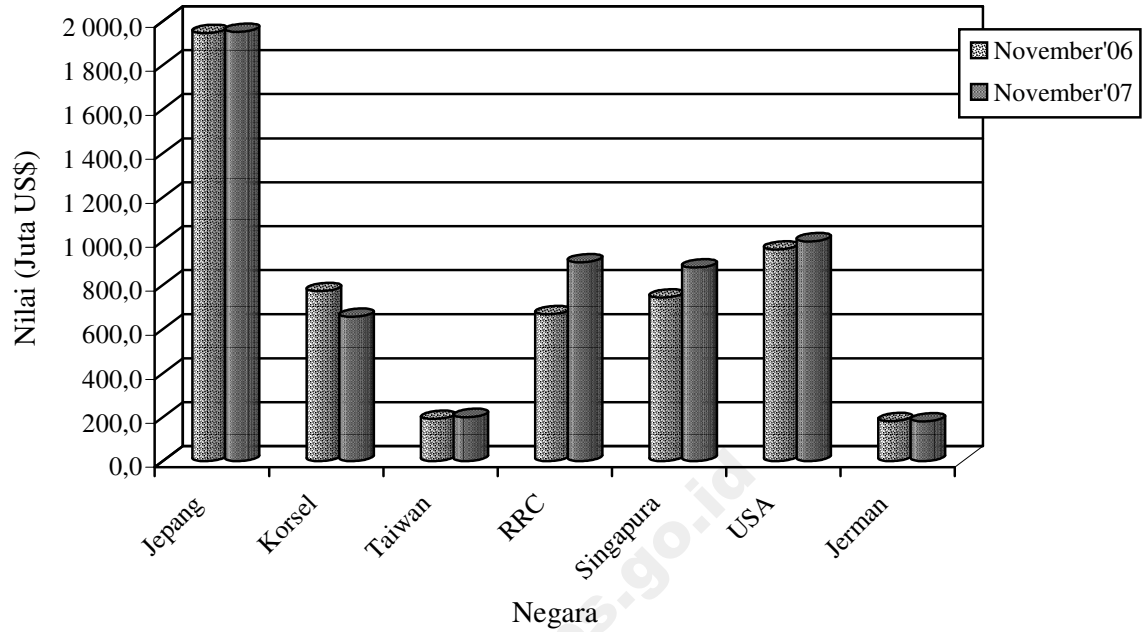
HS	Nilai FOB (Juta US\$)		Perubahan		% Peran 2007 (Terhadap Non Migas)
	2006	2007	Absolut	Persen	
Minyak kelapa sawit	4 250,8	6 520,8	2 270,1	53,40	7,80
Batu bara	5 470,1	6 029,9	559,8	10,23	7,21
Pakaian jadi	5 097,4	5 219,9	122,4	2,40	6,24
Alat listrik	4 142,6	4 468,4	325,8	7,87	5,35
Industri lainnya	3 458,8	4 291,7	832,9	24,08	5,13
Biji tembaga	3 956,3	4 105,1	148,8	3,76	4,91
Crumb rubber	3 483,4	3 799,5	316,1	9,08	4,55
Kertas dan barang dari kertas	2 612,1	3 070,0	457,9	17,53	3,67
Tembaga	1 830,9	2 542,6	711,7	38,87	3,04
Textil lainnya	2 338,3	2 534,8	196,6	8,41	3,03
Bahan kimia organik	1 670,5	2 447,3	776,8	46,50	2,93
Audio visual	2 419,7	2 442,8	3,1	0,13	2,90
Nikel	1 006,5	2 233,6	1 227,1	121,92	2,67
Besi/baja	1 915,8	2 012,1	96,3	5,02	2,41
Damar tiruan, bahan plastik	1 588,0	1 739,5	151,4	9,54	2,08
<b>Total Komoditi Utama</b>	<b>45 241,2</b>	<b>53 438,1</b>	<b>8 196,9</b>	<b>18,12</b>	<b>63,93</b>

Nilai ekspor periode Januari - November 2007, menurut negara kelompok ekonomi, ke kelompok negara APEC adalah yang terbesar yaitu mencapai 53,97 persen dari total ekspor yaitu US\$ 76 358,5 juta, diantaranya US\$ 20 276,5 juta ke ASEAN dan US\$ 11 364,3 juta ke NAFTA. Sementara nilai ekspor ke Uni Eropa sebesar 11,64 persen (US\$ 12 003,0 juta) dan ke Timur Tengah sebesar 3,93 persen (US\$ 4 056,8 juta). Ditinjau dari perkembangannya, nilai ekspor ke negara-negara APEC naik 10,56 persen dibanding keadaan tahun 2006 yang terdiri dari peningkatan ekspor menuju Jepang sebesar 9,88 persen, menuju ASEAN sebesar 19,50 persen, menuju NAFTA sebesar 2,69 persen. Sedangkan ke Korea Selatan turun sebesar 1,80 persen

Nilai ekspor periode Januari - November 2007, menuju tujuh negara tujuan utama yaitu Jepang, Korea Selatan, Taiwan, RR China, Singapura, Amerika dan Jerman mencapai sebesar US\$ 61 852,1 juta atau sekitar 59,96 persen dari total ekspor. Dibandingkan periode tahun sebelumnya nilai ini naik US\$ 4 932,6 juta atau sekitar 8,67 persen.

Selain tujuh negara tujuan utama di atas, negara tujuan yang membeli produk nasional di atas US\$ 100 juta pada bulan November 2007 antara lain Hongkong, Malaysia dan Australia masing-masing dengan nilai US\$ 166,7 juta, US\$ 529,0 juta dan US\$ 265,2 juta. Sedangkan dari kawasan Eropa antara lain ke Belanda dan Inggris masing-masing dengan nilai US\$ 209,3 juta dan US\$ 119,4 juta.

**Grafik 5: EKSPOR INDONESIA MENURUT NEGARA TUJUAN UTAMA BULAN NOVEMBER 2006 & 2007**



Perbandingan nilai ekspor bulan November 2006 dan 2007 ke beberapa negara tertentu disajikan pada Grafik 5.

TABEL 1. RINGKASAN PERKEMBANGAN EKSPOR INDONESIA

JENIS BARANG	BERAT BERSIH (RIBU TON)		PERUB	NILAI FOB (JUTA US \$)		PERUB
	JAN-NOV 2006	JAN-NOV 2007	%	JAN-NOV 2006	JAN-NOV 2007	%
	(1)	(2)	(3)	(4)	(5)	(6)
<b>Total Ekspor</b>	<b>295.184,5</b>	<b>310.302,3</b>	<b>5,12</b>	<b>91.188,3</b>	<b>103.158,9</b>	<b>13,13</b>
<b>MIGAS</b>	43.700,6	41.697,5	-4,58	19.324,7	19.571,6	1,28
MINYAK MENTAH	16.268,8	16.512,4	1,50	7.374,5	8.145,0	10,45
HASIL MINYAK	6.526,3	5.753,5	-11,84	2.642,6	2.566,4	-2,88
GAS ALAM	20.905,6	19.431,6	-7,05	9.307,6	8.860,2	-4,81
<b>NON MIGAS</b>	251.483,9	268.604,8	6,81	71.863,7	83.587,3	16,31
HASIL PERTANIAN	2.446,8	2.189,0	-10,54	3.088,1	3.285,3	6,39
HASIL INDUSTRI	55.499,8	57.951,4	4,42	58.958,3	69.255,1	17,46
HASIL TAMBANG	193.534,5	208.461,6	7,71	9.809,3	11.038,8	12,53
LAINNYA	2,7	2,8	5,65	8,0	8,2	1,95

TABEL 2. PERKEMBANGAN EKSPOR KOMODITI HASIL PERTANIAN

JENIS BARANG	BERAT BERSIH (TON)		PERUB	NILAI FOB (RIBU US \$)		PERUB
	JAN-NOV 2006	JAN-NOV 2007	%	JAN-NOV 2006	JAN-NOV 2007	%
	(1)	(2)	(3)	(4)	(5)	(6)
<b>TOTAL PERTANIAN</b>	<b>2.446.820</b>	<b>2.189.013</b>	<b>-10,54</b>	<b>3.088.076</b>	<b>3.285.267</b>	<b>6,39</b>
KARET ALAM	16.805	8.058	-52,05	13.321	11.183	-16,05
KOPI	389.236	292.109	-24,95	542.186	574.976	6,05
KAYU BULAT	101	63	-37,69	47	42	-9,80
UDANG SEGAR/BEKU	136.286	122.632	-10,02	914.355	841.982	-7,92
TEH	39.046	49.568	26,95	46.560	65.370	40,40
REMPAH-REMPAH	104.802	101.570	-7,12	172.757	228.984	32,55
-LADA HITAM	19.049	17.693	-7,12	31.262	48.706	55,80
-LADA PUTIH	13.863	14.507	4,65	36.672	62.691	70,95
-KAYU MANIS DAN BUNGANYA	32.914	31.888	-3,12	20.314	23.472	15,54
-BIJI PALA & BUNGANYA DAN KAPULAGA	20.889	17.957	-14,04	52.120	52.964	1,62
-PANILI	249	249	-0,36	2.582	2.977	15,32
-LAINNYA	17.838	19.277	8,07	29.806	38.176	28,08
TEBAKAU	27.632	23.213	-15,99	54.034	51.988	-3,79
BIJI COKLAT	442.517	345.825	-21,85	553.303	557.409	0,74
IKAN DAN LAIN-LAIN	458.222	345.285	-54,40	431.063	515.491	19,59
-IKAN TONGKOL/TUNA	39.221	60.557	54,40	109.972	133.663	21,54
-UBUR-UBUR	3.363	5309	57,86	6.728	10.813	60,73
-KEPITING, KERANG-KERANGAN	39.733	50.578	27,29	114.984	132.614	15,33
-BEKICOT	2.527	2.958	17,06	4.165	4.688	12,54
-IKAN LAINNYA	373.378	225.883	-39,50	195.213	233.714	19,72
BIJI-BIJIAN	132.703	79.330	-62,37	34.662	33.013	-4,76
-BIJI BUNGA	134	50	-62,37	2.517	1.993	-20,82
-BIJI KAPAS	1436	2008	1.293,60	210	5.252	2.400,94
-BIJI LAINNYA	131.133	59.272	-54,80	31.935	25.768	-19,31
BULU BEBEK	270	249	-8,04	246	255	3,39
DAMAR DAN GETAH DAMAR	30.578	47.592	55,64	27.499	34.426	25,19
KOPAL DAN LAIN-LAIN	25.587	30.683	19,91	20.133	22.042	9,48
SAYUR-SAYURAN	175.940	104.047	-40,86	40.219	36.729	-8,68
BUAH-BUAHAN	161.594	186.368	15,33	83.421	101.629	21,83
KULIT KERANG DAN LAIN-LAIN	5.427	6.631	22,17	2.458	2.365	-3,79
TANAMAN OBAT	5.000	9.912	98,25	5.447	8.397	54,16

TABEL 2. PERKEMBANGAN EKSOR KOMODITI HASIL PERTANIAN

JENIS BARANG	BERAT BERSIH (TON)		PERUB	NILAI FOB (RIBU US \$)		PERUB
	JAN-NOV 2006	JAN-NOV 2007	%	JAN-NOV 2006	JAN-NOV 2007	%
(1)	(2)	(3)	(4)	(5)	(6)	(7)
BAHAN NABATI LAINNYA	94.247	89.156	-0,83	47.814	53.538	11,97
-GANGGANG LAUT	86.151	85.436	-0,83	44.472	50.887	14,43
-LAINNYA	8.096	3.720	-54,06	3.342	2.651	-20,68
HASIL PERTANIAN LAINNYA	200.827	346.720	399,41	98.554	145.447	47,58
-MUTIARA	3	13	399,41	12.406	9.404	-24,2
-LAINNYA	200824	346707	72,64	86.148	136.043	57,92

TABEL 3. PERKEMBANGAN EKSPOR KOMODITI HASIL INDUSTRI

JENIS BARANG	BERAT BERSIH (TON)		PERUB	NILAI FOB (RIBU US \$)		PERUB
	JAN-NOV 2006	JAN-NOV 2007	%	JAN-NOV 2006	JAN-NOV 2007	%
(1)	(2)	(3)	(4)	(5)	(6)	(7)
<b>TOTAL INDUSTRI</b>	<b>55.499.797</b>	<b>57.951.393</b>	<b>4,42</b>	<b>58.958.256</b>	<b>69.255.135</b>	<b>17,46</b>
KAYU OLAHAN	4.038.744	3.304.111	-18,19	3.001.995	2.826.123	-5,86
-KAYU LAPIS	1.802.595	1.586.043	-12,01	1.342.609	1.384.997	3,16
-KAYU GERGAJIAN	433.436	146.284	-66,25	374.203	138.745	-62,92
-KAYU OLAHAN LAIN	1.802.713	1.571.784	-12,81	1.285.183	1.302.380	1,34
BARANG DARI LOGAM TIDAK MULIA	2.929.909	3.081.041	5,16	6.569.296	8.813.307	34,16
-TIMAH	114.835	77.375	-32,62	863.894	1.013.139	17,28
-ALUMINIUM	290.685	273.272	-5,99	787.172	809.753	2,87
-NIKEL	81.323	112.064	37,80	1.006.469	2.233.600	121,92
-BESI/BAJA	2.097.925	1.962.925	-6,43	1.915.840	2.012.095	5,02
-TEMBAGA	278.212	310.068	11,45	1.830.885	2.542.628	38,87
-SENG	4.549	4.893	7,56	7.621	10.113	32,69
-LOGAM TIDAK MULIA LAIN	62.381	340.445	445,76	157.414	191.979	21,96
TEKSTIL	1.717.903	1.729.030	0,65	8.665.218	9.057.860	4,53
-PAKAIAN JADI	365.605	366.164	0,15	5.097.426	5.219.852	2,40
-KAIN TENUN	260.506	277.843	6,66	1.229.521	1.303.173	5,99
-TEKSTIL LAINNYA	1.091.791	1.085.022	-0,62	2.338.270	2.534.835	8,41
KARET ALAM OLAHAN	2.512.037	2.608.939	3,86	5.108.107	5.572.226	9,09
-BARANG DARI KARET	385.766	430.807	11,68	1.051.545	1.209.573	15,03
-SHEET	298.748	254.910	-14,67	565.700	513.977	-9,14
-CRUMB RUBBER	1.823.567	1.899.100	4,14	3.483.405	3.799.536	9,08
-CREPE	3.955	24.123	509,88	7.457	49.140	559,01
MAKANAN TERNAK	2.376.002	2.458.757	3,48	154.683	276.023	78,44
-BUNGKIL KELAPA	217.465	289.083	32,93	13.612	32.430	138,24
-DEDAK/BEKATUL	409.638	409.741	0,03	38.669	56.815	46,93
-LAINNYA	1.748.899	1.759.933	0,63	102.402	186.778	82,40
MINYAK ATSIRI DAN LAINNYA	47.550	55.552	16,83	192.374	257.213	33,71
-MINYAK ATSIRI LAINNYA	3.655	4.296	17,52	56.923	84.419	48,30
-WANGI-WANGIAN DARI MINYAK ATSIRI	43895	51256	16,77	135.451	172.794	27,57
ROTAN OLAHAN	21.060	28.592	35,76	19.212	26.499	37,93
MINYAK NABATI	12.855.038	12.508.145	-2,70	5.228.668	8.162.243	56,11
-MINYAK KELAPA SAWIT	10.843.787	10.223.342	-5,72	4.250.763	6.520.848	53,40
-MINYAK BIJI KELAPA SAWIT	1.119.740	1.162.375	3,81	541.247	832.450	53,80
-MINYAK NABATI LAIN	891.510	1.122.428	25,90	436.659	808.944	85,26
ASAM BERLEMAK	663.253	622.463	-6,15	321.474	418.638	30,22
-STEARIN	162.203	119.242	-26,49	83.733	95.793	14,40

-ASAM BERLEMAK LAIN

501.049

503.221

0,43

237.742

322.845

35,80

<http://www.bps.go.id>



TABEL 3. PERKEMBANGAN EKSPOR KOMODITI HASIL INDUSTRI

JENIS BARANG	BERAT BERSIH (TON)		PERUB	NILAI FOB (RIBU US \$)		PERUB
	JAN-NOV 2006	JAN-NOV 2007	%	JAN-NOV 2006	JAN-NOV 2007	%
	(1)	(2)	(3)	(4)	(5)	(6)
ALAT LISTRIK, UKUR, FOGRAFI, DLL	637.419	622.826	-2,29	6.926.137	7.315.204	5,62
-ALAT LISTRIK	500.878	508.728	1,57	4.142.574	4.468.418	7,87
-DIODE TRANSISTOR	3.808	2.823	-25,85	112.197	123.654	10,21
-AUDIO VISUAL	124618	100489	-19,36	2.419.721	2.422.834	0,13
-FOTOGRAFI DAN OPTIK	2.682	4.298	60,27	170.219	199.111	16,97
-ALAT UKUR	396	710	79,29	6.967	14.165	103,31
-LONCENG, ARLOJI DAN BAGIANNYA	5039	5778	14,67	74.459	87.022	16,87
MAKANAN OLAHAN	1.789.438	1.486.921	-16,91	1.781.977	2.044.176	14,71
-COKLAT OLAHAN	109.716	115.560	5,33	217.186	278.227	28,11
-GULA TETES	452.187	340.529	-24,69	41.565	20.571	-50,51
-KERUPUK UDANG	6.205	6.407	3,25	8.623	10.200	18,30
-BUAH/SAYURAN OLAHAN	470.954	387.407	-17,74	246.437	251.865	2,20
-MINUMAN OLAHAN	68.964	72.321	4,87	38.565	40.655	5,42
-ROKOK DAN TEMBAKAU OLAHAN	62.376	64.875	4,01	257.191	336.361	30,78
-DAGING TERNAK	4.222	4.249	0,64	15.792	17.309	9,60
-DAGING UNGGAS	0	82	22.216,39	382	50	-86,80
-IKAN OLAHAN	139149	161865	16,32	454435	545932	20,13
-BERAS GILING	885	334	-62,25	483	205	-57,55
-KOPI OLAHAN	168	100	-40,60	238	228	-4,45
-TEH OLAHAN	49456	26728	-45,95	77911	50023	-35,80
-GULA PASIR	978	282	-71,13	638	376	-41,04
-GULA LAINNYA	144692	7394	-94,89	6092	4754	-21,96
-MAKANAN OLAHAN LAINNYA	279.485	298.787	6,91	416438	487.419	17,04
SEMEN	6.513.828	5.919.980	-9,12	195.226	180.143	-7,73
BARANG ANYAMAN	29.575	28.895	-2,30	64.809	61.502	-5,10
-DARI ROTAN	8.491	10.355	21,94	20.434	25.391	24,26
-DARI BAHAN LAINNYA	21.084	18.541	-12,06	44.375	36.111	-18,62
MEUBEL DAN BAGIAN-BAGIANNYA	773.461	803.562	3,89	1.619.004	1.744.175	7,73
-DARI ROTAN	107.426	118.989	10,76	290.110	288.499	-0,56
-DARI BAHAN LAINNYA	666.035	684.574	2,78	1.328.894	1.455.676	9,54
BAHAN KIMIA	4.550.023	5.494.105	20,75	2.438.794	3.263.002	33,80
-AN ORGANIK	1.540.768	1.420.227	-7,82	432.937	388.563	-10,25
-ORGANIK	2.261.304	3.132.578	38,53	1.670.487	2.447.299	46,50
-LAINNYA	747.950	941.300	25,85	335.371	427.140	27,36
PUPUK	93.793	627.019	568,52	18.940	184.081	871,92
PRODUK PHARMASI	8.614	9.742	13,10	114.069	160.468	40,68
KULIT DAN BARANG DARI KULIT	13.237	11.217	-15,26	159.717	208.325	30,43
KACA DAN BARANG DARI KACA	723.037	724.429	0,19	359.229	393.649	9,58
KERTAS DAN BARANG DARI KERTAS	3.468.969	3.766.232	8,57	2.612.131	3.070.021	17,53
INDUSTRI LAINNYA	9.736.907	12.059.834	23,86	13.407.194	15.220.257	13,52
-GLISEROL DAN LARUTAN ALKALI	16.825	34.856	107,17	4.639	9.191	98,13
-MARGARIN DAN LEMAK LAINNYA	248.727	322.321	29,59	124.162	234.719	89,04
-SABUN MANDI DAN CUCI	434.756	443.562	2,03	312.681	370.243	18,41
-BAHAN CELUP ORGANIK SINTETIK	31.778	32.568	2,49	117.975	120.387	2,05
-PREPARAT PEMBASMI KUMAN, DLL	40.543	111.763	175,66	81.301	97.423	19,83
-DAMAR TIRUAN, BAHAN PLASTIK	1.115.121	1.122.756	0,68	1.588.035	1.739.455	9,54
-BAHAN KERTAS	2.583.437	2.211.165	-14,41	1.024.728	955.858	-6,72
-ALAS KAKI (KULIT, KARET DAN KANVAS)	102.276	104.375	2,05	1.458.539	1.487.386	1,98
-PRODUK KERAMIK	535.946	451.568	-15,74	266.052	263.548	-0,94
-EMAS BATANGAN	29	30	3,41	479.141	639.934	33,56
-PESAWAT UDARA DAN BAGIANNYA	5690	4056	-28,72	236.771	188.397	-20,43
-KAPAL LAUT DAN SEJENISNYA	229.522	685.381	198,61	329.915	594.910	80,32
-PERLENGKAPAN OLAHRAGA DAN MAINAN	30.482	29.873	-2,00	199.632	228.158	14,29

TABEL 3. PERKEMBANGAN EKSPOR KOMODITI HASIL INDUSTRI

JENIS BARANG	BERAT BERSIH (TON)		PERUB	NILAI FOB (RIBU US \$)		PERUB
	JAN-NOV 2006	JAN-NOV 2007	%	JAN-NOV 2006	JAN-NOV 2007	%
(1)	(2)	(3)	(4)	(5)	(6)	(7)
-PENA DAN PENSIL	9.092	10.254	12,78	60.375	69.773	15,56
-BATU SEMI PERMATA	54	73	34,51	583	906	55,32
-KOPER, TAS, DOMPET PLASTIK/TEKSTIL	7582	7468	-1,51	40312	44363	10,05
-BARANG DARI LOGAM MULIA	653	285	-56,34	81.313	140.147	72,35
-PETI KEMAS	28011	32318	15,38	30.397	36.527	20,17
-KOMPUTER DAN BAGIANNYA	70.049	37.879	-45,93	1.291.812	915.559	-29,13
-KENDARAAN BERMOTOR RODA 2 DAN 3	3.599	4.688	30,25	27.644	28.542	3,25
-KENDARAAN BERMOTOR RODA 4 DAN LEE	69.646	130.517	87,40	365.878	798.898	118,35
-SUKU CADANG MESIN	92.537	110.270	19,16	753.259	907.880	20,53
-SUKU CADANG KENDARAAN	169.760	147.301	-13,23	1.060.737	1.031.341	-2,77
-UBI KAYU OLAHAN	111.237	171.995	54,62	12.486	25.032	100,48
-INDUSTRI LAINNYA	3.799.555	5.852.510	54,03	3.458.826	4.291.681	24,08

TABEL 4. PERKEMBANGAN EKSPOR KOMODITI HASIL PERTAMBANGAN

JENIS BARANG	BERAT BERSIH (TON)		PERUB	NILAI FOB (RIBU US \$)		PERUB
	JAN-NOV 2006	JAN-NOV 2007	%	JAN-NOV 2006	JAN-NOV 2007	%
(1)	(2)	(3)	(4)	(5)	(6)	(7)
<b>TOTAL PERTAMBANGAN</b>	<b>193.534.544</b>	<b>208.461.559</b>	<b>7,71</b>	<b>9.809.330</b>	<b>11.038.780</b>	<b>12,53</b>
BIJI TEMBAGA	2.009.401	1.673.438	-16,72	3.956.307	4.105.077	3,76
BIJI NIKEL	3.444.028	7.965.491	131,28	169.013	559.406	230,98
BAUKSIT	6.468.943	10.596.002	63,80	51.274	95.445	86,15
BIJI TIMAH/TIN	594	229	-61,46	162	28	-82,51
BATU BARA	165.551.893	177.499.779	7,22	5.470.105	6.029.922	10,23
GRANIT	6.625.430	2.939.881	-55,63	24.135	27.013	11,92
PASIR ALAM	3.382.752	401.116	-88,14	24.989	4.681	-81,27
HASIL TAMBANG LAIN	6.051.501	7.385.623	22,05	113.345	217.207	91,63

TABEL 5. PERKEMBANGAN EKSPOR INDONESIA MENURUT KOMODITI DAN NEGARA TUJUAN

JENIS BARANG	BERAT BERSIH (KG)		PERUB	NILAI FOB (US \$)		PERUB
	JAN-NOV 2006	JAN-NOV 2007	%	JAN-NOV 2006	JAN-NOV 2007	%
	(1)	(2)	(3)	(4)	(5)	(6)
<b>MINYAK MENTAH</b>	<b>16.268.786.977</b>	<b>16.512.390.010</b>	<b>1,50</b>	<b>7.374.503.032</b>	<b>8.144.968.577</b>	<b>10,45</b>
JAPAN	5.174.812.000	5.709.365.005	10,33	2.389.472.301	2.887.127.653	20,83
KOREA, REPUBLIC OF	2.784.243.000	2.601.344.000	-6,57	1.196.578.877	1.167.029.038	-2,47
TAIWAN	1.006.560.000	469.111.002	-53,39	429.348.425	206.719.526	-51,85
CHINA	1.689.113.000	2.020.547.000	19,62	754.363.979	985.026.446	30,58
THAILAND	991.741.000	645.755.000	-34,89	466.592.085	317.892.949	-31,87
SINGAPORE	708.546.043	1.146.334.003	61,79	320.415.258	591.011.629	84,45
MALAYSIA	600.978.107	688.430.000	14,55	268.583.416	333.073.040	24,01
VIET NAM	53.928.000	0	-100,00	29.319.696	0	-100,00
AUSTRALIA	2.053.102.000	2.491.566.000	21,36	989.898.482	1.302.580.161	31,59
NEW ZEALAND	186.588.000	174.938.000	-6,24	85.593.610	102.024.166	19,20
EAST TIMOR	761	0	-100,00	90	0	-100,00
UNITED STATES	1.018.755.029	564.924.000	-44,55	444.336.367	252.475.929	-43,18
CANADA	20.037	12.000	-40,11	290	40	-86,21
FRANCE	400.000	64.000	-84,00	156	8.000	5.028,21
<b>HASIL MINYAK</b>	<b>6.526.251.047</b>	<b>5.753.481.656</b>	<b>-11,84</b>	<b>2.642.575.521</b>	<b>2.566.419.698</b>	<b>-2,88</b>
JAPAN	3.230.539.999	2.912.592.226	-9,84	1.214.132.012	1.233.116.502	1,56
HONG KONG	3.760	2.215	-41,09	4.652	2.743	-41,04
KOREA, REPUBLIC OF	572.135.318	477.146.887	-16,60	206.497.903	208.508.143	0,97
TAIWAN	21.188.431	112.082.438	428,98	8.424.704	52.216.794	519,81
CHINA	464.843.762	359.949.447	-22,57	214.808.046	134.424.217	-37,42
PAPUA NEW GUINEA	57	30.535	53.470,18	356	44.263	12.333,43
THAILAND	120.269.170	52.834.800	-56,07	73.872.543	35.323.943	-52,18
SINGAPORE	1.572.393.444	1.401.642.375	-10,86	699.271.925	717.258.074	2,57
PHILIPPINES	26.972.149	1.387.485	-94,86	14.732.975	1.294.063	-91,22
MALAYSIA	108.719.376	260.840.604	139,92	46.026.796	111.936.805	143,20
MYANMAR (FORM. BURMA)	0	679.941	--	0	620.282	--
VIET NAM	43.214	169.074	291,25	48.034	201.168	318,80
MALDIVES	0	1.539	--	0	426	--
INDIA	209.862.054	145.533.164	-30,65	68.763.309	57.180.154	-16,84
PAKISTAN	244.118	801.495	228,32	257.284	928.208	260,77
BANGLADESH	1.500.046	730.476	-51,30	1.266.934	586.531	-53,70
SAUDI ARABIA	17.999	32.308	79,50	26.705	42.938	60,79
SYRIA ARAB REPUBLIC	0	16.660	--	0	17.826	--
UNITED ARAB EMIRATES	92.066.869	0	-100,00	55.593.100	0	-100,00
TOGO	108.000	0	-100,00	54.000	0	-100,00
NIGERIA	1.090	0	-100,00	11.779	0	-100,00
DJIBOUTI	133.280	0	-100,00	120.618	0	-100,00
SOUTH AFRICA	325.960	3	-100,00	164.698	10	-99,99
AUSTRALIA	27.212	24.149.495	88.645,76	26.608	10.835.125	40.621,31
NEW ZEALAND	210.600	196.044	-6,91	237.313	240.886	1,51
EAST TIMOR	15.787.249	1.895.081	-88,00	7.588.204	875.972	-88,46
UNITED STATES	88.088.005	202.442	-99,77	29.847.150	93.584	-99,69
GUATEMALA	13.600	0	-100,00	11.668	0	-100,00
BRAZIL	0	20	--	0	40	--
DOMINICAN REPUBLIC	0	16.660	--	0	19.909	--
UNITED KINGDOM	2.684	3.003	11,89	3.523	32	-99,09
FRANCE	39.130	0	-100,00	35.468	0	-100,00
GERMANY, FED. REP. OF	25	1.008	3.932,00	1.250	10	-99,20
BELGIUM	60.700	0	-100,00	53.720	0	-100,00
SWITZERLAND	13	0	-100,00	10	0	-100,00
FINLAND	4.083	49.295	1.107,32	4.795	56.978	1.088,28
ITALY	114.020	0	-100,00	85.155	0	-100,00
UKRAINE	16.660	33.320	100,00	15.244	39.180	157,02
LITHUANIA	16.660	0	-100,00	21.658	0	-100,00
RUSSIA FEDERATION	502.310	461.616	-8,10	565.382	554.892	-1,86
<b>GAS ALAM</b>	<b>20.905.570.580</b>	<b>19.431.648.730</b>	<b>-7,05</b>	<b>9.307.587.267</b>	<b>8.860.172.898</b>	<b>-4,81</b>
JAPAN	13.079.642.031	12.788.255.087	-2,23	5.156.795.915	5.167.510.230	0,21
KOREA, REPUBLIC OF	4.692.151.169	3.570.551.530	-23,90	2.473.194.378	1.977.343.610	-20,05
TAIWAN	1.500.000	0	-100,00	1.792.500	0	-100,00
CHINA	3.035.654.496	3.030.586.135	-0,17	1.623.914.458	1.684.140.048	3,71
THAILAND	33.004.594	42.254.670	28,03	21.162.793	31.177.815	47,32
SINGAPORE	7.122.884	58	-100,00	3.623.467	23	-100,00
PHILIPPINES	30.236.601	0	-100,00	11.389.398	0	-100,00
MALAYSIA	3.507.500	1.250	-99,96	4.315.994	1.172	-99,97
VIET NAM	1.648.889	0	-100,00	735.951	0	-100,00
INDIA	3.200.757	0	-100,00	1.877.716	0	-100,00
UNITED ARAB EMIRATES	6.000	0	-100,00	4.800	0	-100,00
AUSTRALIA	10.902.400	0	-100,00	5.219.073	0	-100,00
GUAM	6.130.100	0	-100,00	3.085.105	0	-100,00
EAST TIMOR	863.146	0	-100,00	475.519	0	-100,00
UNITED STATES	13	0	-100,00	200	0	-100,00
<b>KARET ALAM</b>	<b>16.804.877</b>	<b>8.058.475</b>	<b>-52,05</b>	<b>13.320.622</b>	<b>11.182.814</b>	<b>-16,05</b>
JAPAN	312.431	230.341	-26,27	976.035	1.102.314	12,94
HONG KONG	288.529	454.379	57,48	380.133	678.240	78,42

TABEL 5. PERKEMBANGAN EKSPOR INDONESIA MENURUT KOMODITI DAN NEGARA TUJUAN

JENIS BARANG	BERAT BERSIH (KG)		PERUB	NILAI FOB (US \$)		PERUB
	JAN-NOV 2006	JAN-NOV 2007	%	JAN-NOV 2006	JAN-NOV 2007	%
	(1)	(2)	(3)	(4)	(5)	(6)
KOREA, REPUBLIC OF	759.775	48.034	-93,68	1.585.859	29.755	-98,12
TAIWAN	530	0	-100,00	83	0	-100,00
CHINA	2.823.408	2.773.095	-1,78	3.633.750	3.648.351	0,40
THAILAND	12	0	-100,00	256	0	-100,00
SINGAPORE	817.190	780.285	-4,52	673.304	391.814	-41,81
PHILIPPINES	8.227.286	0	-100,00	123.409	0	-100,00
MALAYSIA	360.000	27	-99,99	426.800	315	-99,93
VIET NAM	100.000	0	-100,00	136.960	0	-100,00
PAKISTAN	201.600	0	-100,00	438.891	0	-100,00
TURKEY	0	294.780	--	0	380.635	--
AUSTRALIA	7.651	0	-100,00	19.083	0	-100,00
UNITED STATES	1.657.744	2.579.092	55,58	2.783.826	3.282.539	17,91
BRAZIL	360.354	180.964	-49,78	571.392	301.904	-47,16
MARTINIQUE	0	92	--	0	157	--
UNITED KINGDOM	0	40.320	--	0	60.682	--
NETHERLANDS	509.182	202.760	-60,18	1.073.807	527.368	-50,89
FRANCE	42.840	23	-99,95	84.142	44	-99,95
GERMANY, FED. REP. OF	293.505	182.153	-37,94	328.750	274.826	-16,40
FINLAND	0	600	--	0	594	--
ITALY	0	291.530	--	0	503.276	--
POLAND	42.840	0	-100,00	84.142	0	-100,00
<b>KOPI</b>	<b>389.235.734</b>	<b>292.109.387</b>	<b>-24,95</b>	<b>542.185.901</b>	<b>574.976.364</b>	<b>6,05</b>
JAPAN	63.018.366	47.152.009	-25,18	88.847.401	93.322.870	5,04
HONG KONG	835.190	922.565	10,46	1.313.791	1.809.743	37,75
KOREA, REPUBLIC OF	2.575.840	682.884	-73,49	2.799.435	1.183.119	-57,74
TAIWAN	3.607.301	4.561.692	26,46	6.652.950	10.455.228	57,15
CHINA	1.358.994	1.371.603	0,93	1.644.076	2.206.735	34,22
MACAU	18.000	36.000	100,00	43.200	87.055	101,52
THAILAND	3.710	39.600	967,39	9.950	18.796	88,90
SINGAPORE	13.371.765	12.108.492	-9,45	22.005.570	27.063.864	22,99
PHILIPPINES	5.932.600	8.901.300	50,04	6.943.940	14.235.931	105,01
MALAYSIA	8.004.342	11.615.154	45,11	8.989.917	16.899.319	87,98
BRUNEI DARUSSALAM	160	0	-100,00	367	0	-100,00
VIET NAM	54.000	0	-100,00	119.250	0	-100,00
INDIA	9.928.060	7.762.080	-21,82	9.937.042	11.322.575	13,94
IRAN (ISLAMIC REPUBLIC OF)	2.002.800	1.704.000	-14,92	2.442.385	2.985.934	22,25
SAUDI ARABIA	57.500	50.850	-11,57	105.853	127.125	20,10
JORDAN	325.800	0	-100,00	308.483	0	-100,00
LEBANON	132.600	6.886	-94,81	147.064	15.600	-89,39
OMAN	57.000	0	-100,00	94.050	0	-100,00
SYRIA ARAB REPUBLIC	57.600	0	-100,00	55.610	0	-100,00
UNITED ARAB EMIRATES	886.500	684.601	-22,77	1.222.205	1.293.817	5,86
EGYPT	10.896.546	4.920.659	-54,84	12.704.505	8.441.666	-33,55
MOROCCO	7.021.798	5.640.000	-19,68	8.187.046	9.330.808	13,97
ALGERIA	13.732.770	6.734.398	-50,96	15.320.105	10.828.490	-29,32
SOUTH AFRICA	6.932.054	5.104.200	-26,37	7.839.941	13.226.570	68,71
AUSTRALIA	2.198.857	5.753.771	161,67	4.273.114	10.769.048	152,02
NEW ZEALAND	267.900	299.684	11,86	710.436	896.328	26,17
MICRONESIA, FEDERATED STATES C	976	0	-100,00	4.047	0	-100,00
AMERICAN SAMOA	0	13.451	--	0	4.917	--
FIJI	0	157	--	0	664	--
SOLOMON ISLANDS	7.560	0	-100,00	19.215	0	-100,00
UNITED STATES	82.519.423	58.207.837	-29,46	146.899.759	146.404.074	-0,34
CANADA	1.968.600	2.118.419	7,61	5.066.059	6.359.683	25,54
MEXICO	228.000	747.000	227,63	632.639	2.050.774	224,16
ARGENTINA	0	57.600	--	0	68.544	--
ECUADOR	4.574.100	2.746.800	-39,95	4.481.943	4.116.551	-8,15
UNITED KINGDOM	11.861.811	8.234.554	-30,58	14.477.073	15.124.986	4,48
NETHERLANDS	1.912.812	1.085.980	-43,23	3.936.302	2.542.974	-35,40
FRANCE	2.009.400	2.475.083	23,18	2.245.753	4.300.835	91,51
GERMANY, FED. REP. OF	56.817.384	40.225.090	-29,20	73.254.329	71.175.615	-2,84
AUSTRIA	105.000	80	-99,92	94.248	294	-99,69
BELGIUM	4.511.700	4.262.637	-5,52	6.705.130	7.852.802	17,12
SWITZERLAND	1.573.619	1.985.700	26,19	2.724.741	3.300.452	21,13
DENMARK	478.944	630.320	31,61	789.446	1.282.886	62,50
NORWAY	72.000	124.500	72,92	178.846	315.639	76,49
SWEDEN	747.322	1.178.307	57,67	1.415.281	2.557.917	80,74
IRELAND	306.000	522.000	70,59	930.202	1.480.875	59,20
ITALY	25.270.850	17.544.638	-30,57	30.450.896	31.186.280	2,41
SPAIN	5.140.100	1.282.800	-75,04	5.632.631	2.076.757	-63,13
PORTUGAL	1.384.500	1.457.520	5,27	1.823.389	2.476.539	35,82
ICELAND	19.200	0	-100,00	39.168	0	-100,00
GREECE	1.768.800	1.605.300	-9,24	2.180.255	2.721.061	24,80
POLAND	6.450.260	3.333.048	-48,33	6.248.169	4.886.649	-21,79
ROMANIA	8.463.745	4.595.400	-45,70	8.959.222	6.857.976	-23,45
BULGARIA	6.198.298	3.578.699	-42,26	7.227.509	5.754.079	-20,39
ARMENIA	37.200	285.000	666,13	52.545	496.575	845,05

TABEL 5. PERKEMBANGAN EKSPOR INDONESIA MENURUT KOMODITI DAN NEGARA TUJUAN

JENIS BARANG	BERAT BERSIH (KG)		PERUB	NILAI FOB (US \$)		PERUB
	JAN-NOV 2006	JAN-NOV 2007	%	JAN-NOV 2006	JAN-NOV 2007	%
	(1)	(2)	(3)	(4)	(5)	(6)
UKRAINE	36.000	37.999	5,55	93.600	91.556	-2,18
LATVIA	585.000	202.200	-65,44	542.100	315.582	-41,79
ESTONIA	1.174.990	278.400	-76,31	1.088.378	475.229	-56,34
GEORGIA	8.949.287	5.959.440	-33,41	10.147.944	9.428.009	-7,09
CZECH REPUBLIC	210.000	399.000	90,00	197.873	603.603	205,05
RUSSIA FEDERATION	574.800	882.000	53,44	929.523	2.145.366	130,80
<b>KAYU BULAT</b>	<b>101.021</b>	<b>62.949</b>	<b>-37,69</b>	<b>47.020</b>	<b>42.413</b>	<b>-9,80</b>
JAPAN	16.198	20.213	24,79	5.767	11.431	98,21
KOREA, REPUBLIC OF	23.800	486	-97,96	10.232	1.444	-85,89
TAIWAN	0	16.200	--	0	895	--
CHINA	16.500	3.072	-81,38	841	714	-15,10
THAILAND	0	11	--	0	83	--
SINGAPORE	28.094	1.266	-95,49	10.241	10.846	5,91
PHILIPPINES	0	10	--	0	80	--
MALAYSIA	259	0	-100,00	422	0	-100,00
VIET NAM	0	18	--	0	268	--
INDIA	2	9	350,00	10	10	0,00
UNITED ARAB EMIRATES	234	20.583	8.696,15	7.646	10.754	40,65
UNITED STATES	3.931	5	-99,87	694	89	-87,18
UNITED KINGDOM	0	148	--	0	5.426	--
NETHERLANDS	12.000	0	-100,00	11.138	0	-100,00
GERMANY, FED. REP. OF	1	0	-100,00	1	0	-100,00
AUSTRIA	0	63	--	0	36	--
SWITZERLAND	2	0	-100,00	28	0	-100,00
ITALY	0	865	--	0	337	--
<b>UDANG SEGAR/BEKU</b>	<b>136.285.675</b>	<b>122.632.394</b>	<b>-10,02</b>	<b>914.354.736</b>	<b>841.982.240</b>	<b>-7,92</b>
JAPAN	46.573.170	36.688.371	-21,22	385.310.301	306.187.345	-20,53
HONG KONG	5.202.481	5.172.972	-0,57	22.411.158	25.534.046	13,93
KOREA, REPUBLIC OF	657.286	544.883	-17,10	4.060.184	3.595.270	-11,45
TAIWAN	933.859	1.589.222	70,18	1.913.196	3.485.274	82,17
CHINA	2.418.170	1.418.349	-41,35	11.918.264	6.659.506	-44,12
MACAU	0	539	--	0	2.875	--
THAILAND	1.059.814	157.393	-85,15	2.133.475	1.198.796	-43,81
SINGAPORE	2.896.467	2.305.167	-20,41	5.220.443	5.290.607	1,34
PHILIPPINES	49.739	59.095	18,81	257.104	273.607	6,42
MALAYSIA	3.537.423	5.180.652	46,45	5.089.520	7.662.097	50,55
BRUNEI DARUSSALAM	3	0	-100,00	11	0	-100,00
VIET NAM	403.319	450.827	11,78	3.482.686	4.390.571	26,07
MALDIVES	0	4	--	0	18	--
INDIA	2	10.798	539.800,00	3	69.985	2.332.733,33
PAKISTAN	0	50	--	0	500	--
SRI LANKA	0	13.168	--	0	9.869	--
SAUDI ARABIA	14	51	264,29	14	115	721,43
KUWAIT	10.340	11.410	10,35	25.850	36.277	40,34
JORDAN	4	0	-100,00	14	0	-100,00
TURKEY	0	104.131	--	0	194.270	--
UNITED ARAB EMIRATES	19.222	46.801	143,48	56.929	333.761	486,28
CYPRUS	35.999	56.493	56,93	272.132	384.177	41,17
EGYPT	49.404	597.463	1.109,34	262.610	3.430.458	1.206,29
REUNION	382.772	294.036	-23,18	2.621.614	2.407.329	-8,17
NIGERIA	126	0	-100,00	190	0	-100,00
SOUTH AFRICA	0	12.623	--	0	53.333	--
MAURITIUS	92.452	110.032	19,02	570.693	732.651	28,38
AUSTRALIA	1.519.816	627.521	-58,71	7.112.238	4.380.575	-38,41
NEW ZEALAND	44.834	119.674	166,93	203.877	541.691	165,70
EAST TIMOR	0	392	--	0	1.110	--
UNITED STATES	44.281.543	43.215.489	-2,41	303.244.034	319.720.481	5,43
CANADA	526.703	381.223	-27,62	3.316.781	2.271.971	-31,50
BRAZIL	21.730	0	-100,00	133.044	0	-100,00
PERU	0	16.634	--	0	88.716	--
TRINIDAD AND TOBAGO	1.057	0	-100,00	4.390	0	-100,00
PUERTO RICO	290.914	928.450	219,15	1.901.832	5.193.181	173,06
DOMINICAN REPUBLIC	0	10.635	--	0	44.604	--
NETHERLANDS ANTILLES	5.045	17.990	256,59	52.410	137.851	163,02
UNITED KINGDOM	8.176.320	6.707.789	-17,96	54.289.438	42.179.795	-22,31
NETHERLANDS	906.042	963.792	6,37	5.231.251	5.747.903	9,88
FRANCE	904.482	651.460	-27,97	4.662.024	3.769.815	-19,14
GERMANY, FED. REP. OF	1.663.578	1.265.160	-23,95	9.139.763	8.617.926	-5,71
AUSTRIA	99	0	-100,00	1.000	0	-100,00
BELGIUM	10.598.562	10.210.515	-3,66	64.754.282	62.517.447	-3,45
SWITZERLAND	123.146	130.805	6,22	847.690	965.944	13,95
DENMARK	277.211	226.232	-18,39	1.537.104	1.626.714	5,83
SWEDEN	92.146	183.715	99,37	714.773	1.632.310	128,37
ITALY	1.759.316	1.298.016	-26,22	7.161.694	5.050.702	-29,48
SPAIN	448.926	165.092	-63,23	2.321.930	1.143.021	-50,77
PORTUGAL	104.272	149.000	42,90	714.775	515.302	-27,91

TABEL 5. PERKEMBANGAN EKSPOR INDONESIA MENURUT KOMODITI DAN NEGARA TUJUAN

JENIS BARANG	BERAT BERSIH (KG)		PERUB	NILAI FOB (US \$)		PERUB
	JAN-NOV 2006	JAN-NOV 2007	%	JAN-NOV 2006	JAN-NOV 2007	%
	(1)	(2)	(3)	(4)	(5)	(6)
GREECE	18.033	25.200	39,74	143.239	209.973	46,59
UKRAINE	0	8.901	--	0	90.891	--
LITHUANIA	0	42.030	--	0	345.121	--
LATVIA	73.497	94.527	28,61	348.855	542.707	55,57
ESTONIA	19.290	0	-100,00	162.178	0	-100,00
GEORGIA	51.540	90.936	76,44	325.884	543.337	66,73
MALTA	6.901	6.140	-11,03	31.747	31.759	0,04
RUSSIA FEDERATION	48.606	270.546	456,61	392.112	2.138.656	445,42
<b>TEH</b>	<b>39.045.505</b>	<b>49.568.172</b>	<b>26,95</b>	<b>46.560.347</b>	<b>65.369.860</b>	<b>40,40</b>
JAPAN	114.714	332.294	189,67	465.439	515.885	10,84
HONG KONG	3.505	4.605	31,38	10.904	11.040	1,25
KOREA, REPUBLIC OF	1.301	11.716	800,54	6.768	21.297	214,67
TAIWAN	408.347	167.824	-58,90	462.366	285.038	-38,35
CHINA	249.331	200.730	-19,49	201.509	188.567	-6,42
THAILAND	0	100	--	0	699	--
SINGAPORE	299.711	514.752	71,75	389.422	655.937	68,44
PHILIPPINES	168	74	-55,95	982	560	-42,97
MALAYSIA	4.827.411	5.597.351	15,95	4.851.514	6.522.074	34,43
VIET NAM	0	1	--	0	3	--
MALDIVES	99	0	-100,00	61	0	-100,00
INDIA	743.009	1.380.524	85,80	762.760	1.512.615	98,31
PAKISTAN	4.651.370	7.477.836	60,77	6.899.012	12.304.856	78,36
SRI LANKA	307.796	386.291	25,50	371.779	511.236	37,51
AFGHANISTAN	511.842	439.213	-14,19	553.156	578.340	4,55
IRAN (ISLAMIC REPUBLIC OF)	180.229	129.870	-27,94	234.166	172.339	-26,40
SAUDI ARABIA	110.341	199.999	81,26	264.545	206.175	-22,06
KUWAIT	0	11	--	0	10	--
JORDAN	42.600	18.480	-56,62	54.375	26.265	-51,70
TURKEY	22.000	74.800	240,00	34.540	95.319	175,97
UNITED ARAB EMIRATES	1.722.293	1.852.190	7,54	1.438.532	2.097.856	45,83
EGYPT	86.999	775.320	791,18	112.200	997.538	789,07
KENYA	137.026	60.250	-56,03	66.262	36.749	-44,54
NIGERIA	48.400	54.667	12,95	73.065	97.878	33,96
UGANDA	0	45	--	0	422	--
DJIBOUTI	85.200	123.900	45,42	50.694	73.494	44,98
SOUTH AFRICA	10.000	360.000	3.500,00	9.701	655.576	6.657,82
AUSTRALIA	359.735	192.888	-46,38	748.625	322.489	-56,92
NEW ZEALAND	592.807	608.621	2,67	599.968	648.546	8,10
GUAM	0	150	--	0	6.000	--
NORTHERN MARIANA ISLANDS	19	0	-100,00	12	0	-100,00
VANUATU	0	162	--	0	300	--
FIJI	11.000	33.000	200,00	14.520	41.000	182,37
SAMOA	4.199	0	-100,00	3.664	0	-100,00
EAST TIMOR	10.705	39.410	268,15	10.086	49.536	391,14
UNITED STATES	2.374.521	4.103.873	72,83	3.109.603	5.840.898	87,83
CANADA	201.017	428.608	113,22	188.994	546.733	189,29
GUATEMALA	21.200	32.120	51,51	19.907	36.847	85,10
SURINAME	0	180	--	0	88	--
CHILE	21.999	137.282	524,04	29.172	178.962	513,47
BRAZIL	11.000	11.000	0,00	11.550	12.540	8,57
UNITED KINGDOM	5.069.633	6.722.745	32,61	6.789.361	8.515.684	25,43
NETHERLANDS	2.037.776	2.035.112	-0,13	2.334.620	2.531.031	8,41
GERMANY, FED. REP. OF	5.115.822	4.749.993	-7,15	5.312.778	5.483.586	3,22
AUSTRIA	0	459	--	0	265	--
BELGIUM	0	24.200	--	0	19.360	--
SWITZERLAND	23.016	11.340	-50,73	55.193	21.574	-60,91
SWEDEN	17	10.700	62.841,18	52	12.798	24.511,54
FINLAND	0	71.000	--	0	89.740	--
IRELAND	86.800	37.200	-57,14	114.700	50.620	-55,87
ITALY	49.001	25.017	-48,95	71.671	40.040	-44,13
SPAIN	8.008	7.003	-12,55	12.355	12.706	2,84
POLAND	918.840	1.589.550	73,00	958.343	1.956.974	104,20
KAZAKHSTAN	25.025	48.000	91,81	32.038	59.596	86,02
KYRGYZSTAN	0	24.700	--	0	34.333	--
UKRAINE	765.745	983.204	28,40	857.274	1.254.298	46,31
LATVIA	61.837	91.696	48,29	95.094	136.042	43,06
RUSSIA FEDERATION	6.712.091	7.386.116	10,04	7.877.015	9.899.506	25,68
<b>-LADA HITAM</b>	<b>19.048.865</b>	<b>17.692.793</b>	<b>-7,12</b>	<b>31.262.356</b>	<b>48.705.521</b>	<b>55,80</b>
JAPAN	200.874	297.727	48,22	429.810	1.062.869	147,29
HONG KONG	34.156	46.747	36,86	51.047	135.091	164,64
KOREA, REPUBLIC OF	0	250.952	--	0	811.815	--
TAIWAN	172.530	238.950	38,50	254.211	493.150	93,99
CHINA	0	35.000	--	0	90.502	--
SINGAPORE	1.765.071	620.690	-64,83	2.633.682	1.068.740	-59,42
PHILIPPINES	1.133	29.492	2.503,00	1.763	41.955	2.279,75
MALAYSIA	101.449	128.417	26,58	143.968	317.289	120,39

TABEL 5. PERKEMBANGAN EKSPOR INDONESIA MENURUT KOMODITI DAN NEGARA TUJUAN

JENIS BARANG	BERAT BERSIH (KG)		PERUB	NILAI FOB (US \$)		PERUB
	JAN-NOV 2006	JAN-NOV 2007	%	JAN-NOV 2006	JAN-NOV 2007	%
	(1)	(2)	(3)	(4)	(5)	(6)
VIET NAM	562.116	1.193.299	112,29	1.088.200	3.428.378	215,05
INDIA	1.750.948	1.070.733	-38,85	2.493.273	2.524.612	1,26
PAKISTAN	14.125	80.467	469,68	15.709	210.281	1.238,60
KUWAIT	0	1.626	--	0	3.500	--
EGYPT	0	8.095	--	0	4.000	--
BENIN	0	30.000	--	0	16.500	--
NIGER	60.000	40.000	-33,33	74.000	97.800	32,16
SOUTH AFRICA	45.000	70.700	57,11	110.340	147.361	33,55
AUSTRALIA	225.000	116.465	-48,24	429.290	318.107	-25,90
UNITED STATES	12.528.753	12.088.604	-3,51	20.727.523	33.798.608	63,06
CANADA	75.109	213.942	184,84	98.185	710.632	623,77
HAITI	0	4.498	--	0	16.445	--
DOMINICA	4.113	0	-100,00	6.651	0	-100,00
UNITED KINGDOM	976	0	-100,00	2.391	0	-100,00
NETHERLANDS	509.345	284.704	-44,10	956.138	869.164	-9,10
FRANCE	88.070	138.950	57,77	162.261	426.783	163,02
GERMANY, FED. REP. OF	215.000	221.000	2,79	391.740	622.749	58,97
ITALY	45.000	15.000	-66,67	148.080	24.200	-83,66
PORTUGAL	0	15.000	--	0	42.950	--
POLAND	60.000	0	-100,00	189.100	0	-100,00
ROMANIA	8.000	0	-100,00	1.000	0	-100,00
BULGARIA	50.097	0	-100,00	41.305	0	-100,00
UKRAINE	185.000	110.000	-40,54	215.780	305.250	41,46
RUSSIA FEDERATION	347.000	341.735	-1,52	596.909	1.116.790	87,10
<b>-LADA PUTIH</b>	<b>13.863.069</b>	<b>14.507.298</b>	<b>4,65</b>	<b>36.672.198</b>	<b>62.690.541</b>	<b>70,95</b>
JAPAN	1.065.000	900.316	-15,46	2.187.531	3.884.593	77,58
HONG KONG	48.500	77.692	60,19	113.588	332.175	192,44
KOREA, REPUBLIC OF	0	57.392	--	0	231.610	--
TAIWAN	230.152	345.000	49,90	583.492	1.424.442	144,12
CHINA	72.000	29.924	-58,44	68.544	100.985	47,33
SINGAPORE	6.610.731	3.979.551	-39,80	17.855.190	17.400.870	-2,54
PHILIPPINES	1	16.408	1.640.700,00	1	24.381	2.438.000,00
MALAYSIA	214.294	375.667	75,30	537.699	1.525.702	183,75
NEPAL	0	8.000	--	0	41.405	--
VIET NAM	109.000	481.724	341,95	348.282	2.004.224	475,46
INDIA	265.600	384.754	44,86	681.821	1.709.496	150,73
PAKISTAN	0	2.409	--	0	8.460	--
SAUDI ARABIA	0	17.000	--	0	84.150	--
KUWAIT	0	929	--	0	2.000	--
MOROCCO	0	4.845	--	0	9.765	--
NIGERIA	0	100	--	0	700	--
SOUTH AFRICA	0	49.000	--	0	170.550	--
AUSTRALIA	91.623	124.000	35,34	303.940	612.465	101,51
EAST TIMOR	34	4	-88,24	10	8	-20,00
UNITED STATES	2.008.612	2.828.999	40,84	5.560.139	12.526.430	125,29
CANADA	95	33.042	34.681,05	295	154.505	52.274,58
DOMINICAN REPUBLIC	7.325	16.999	132,07	21.420	53.300	148,83
UNITED KINGDOM	120.000	30.000	-75,00	263.550	138.575	-47,42
NETHERLANDS	874.000	2.289.539	161,96	2.244.391	9.788.946	336,15
FRANCE	201.000	17.000	-91,54	710.288	78.200	-88,99
GERMANY, FED. REP. OF	1.756.000	2.042.000	16,29	4.674.911	8.848.419	89,27
BELGIUM	135.000	255.000	88,89	392.175	947.180	141,52
DENMARK	0	15.000	--	0	75.000	--
ITALY	46.000	0	-100,00	114.652	0	-100,00
SPAIN	0	47.000	--	0	228.980	--
PORTUGAL	0	37.004	--	0	88.000	--
POLAND	0	41.000	--	0	195.025	--
BULGARIA	8.102	0	-100,00	10.279	0	-100,00
<b>-KAYU MANIS DAN BUNGANYA</b>	<b>32.913.514</b>	<b>31.887.658</b>	<b>-3,12</b>	<b>20.314.196</b>	<b>23.471.519</b>	<b>15,54</b>
JAPAN	19.110	13.325	-30,27	26.352	17.574	-33,31
HONG KONG	9.250	0	-100,00	2.060	0	-100,00
KOREA, REPUBLIC OF	51.535	69.418	34,70	49.362	66.154	34,02
TAIWAN	19.781	11.602	-41,35	18.759	9.318	-50,33
CHINA	72.028	79.350	10,17	54.735	60.020	9,66
THAILAND	1.383.068	1.587.047	14,75	841.606	1.133.815	34,72
SINGAPORE	1.628.060	805.967	-50,50	971.637	523.229	-46,15
PHILIPPINES	192	692	260,42	298	1.400	369,80
MALAYSIA	813.279	949.633	16,77	481.211	645.260	34,09
VIET NAM	1.316	36.887	2.702,96	653	22.698	3.375,96
MALDIVES	301	221	-26,58	464	325	-29,96
INDIA	1.031.448	9.526.270	823,58	789.402	6.292.243	697,09
PAKISTAN	0	24.100	--	0	15.608	--
IRAN (ISLAMIC REPUBLIC OF)	0	64.000	--	0	49.600	--
SAUDI ARABIA	8.491	29.750	250,37	3.010	26.650	785,38
JORDAN	24.000	96.000	300,00	5.520	32.220	483,70
LEBANON	8.000	17.000	112,50	5.120	8.980	75,39

TABEL 5. PERKEMBANGAN EKSPOR INDONESIA MENURUT KOMODITI DAN NEGARA TUJUAN

JENIS BARANG	BERAT BERSIH (KG)		PERUB	NILAI FOB (US \$)		PERUB
	JAN-NOV 2006	JAN-NOV 2007	%	JAN-NOV 2006	JAN-NOV 2007	%
	(1)	(2)	(3)	(4)	(5)	(6)
YEMEN	0	4.970	--	0	3.728	--
SYRIA ARAB REPUBLIC	137.914	131.985	-4,30	57.332	61.845	7,87
TURKEY	438.907	166.000	-62,18	169.560	84.661	-50,07
UNITED ARAB EMIRATES	528.676	1.115.946	111,08	246.750	544.960	120,86
EGYPT	11	250.726	2.279.227,27	5.500	143.783	2.514,24
LIBYAN ARAB JAMAHIRIYA	20.000	42.000	110,00	5.000	17.550	251,00
MOROCCO	385.800	111.000	-71,23	197.478	45.835	-76,79
TUNISIA	18.000	57.950	221,94	5.000	49.399	887,98
ALGERIA	213.670	362.401	69,61	137.183	221.088	61,16
REUNION	0	10.385	--	0	5.816	--
SOUTH AFRICA	30.000	92.999	210,00	19.000	57.805	204,24
MAURITIUS	45.278	34.130	-24,62	23.305	28.847	23,78
AUSTRALIA	61.738	6.834	-88,93	61.810	8.832	-85,71
NEW ZEALAND	0	76	--	0	844	--
EAST TIMOR	0	71.500	--	0	51.520	--
UNITED STATES	15.535.302	8.943.650	-42,43	10.326.515	8.336.057	-19,28
CANADA	617.602	458.284	-25,80	332.406	305.539	-8,08
MEXICO	202.999	139.000	-31,53	113.325	79.390	-29,94
PANAMA	11.000	0	-100,00	8.019	0	-100,00
SURINAME	7.340	204	-97,22	2.630	1.200	-54,37
VENEZUELA	478.997	338.158	-29,40	247.101	167.635	-32,16
BRAZIL	1.209.506	989.753	-18,17	598.363	583.431	-2,50
COLOMBIA	7.500	0	-100,00	4.500	0	-100,00
PUERTO RICO	0	9.500	--	0	8.865	--
DOMINICAN REPUBLIC	896.647	719.888	-19,71	381.536	421.371	10,44
COSTA RICA	27.000	0	-100,00	17.550	0	-100,00
DOMINICA	51.721	36.000	-30,40	11.213	6.480	-42,21
UNITED KINGDOM	66.000	55.100	-16,52	52.767	43.663	-17,25
NETHERLANDS	3.098.359	1.445.599	-53,34	1.632.761	1.082.831	-33,68
FRANCE	551.995	515.000	-6,70	379.257	420.917	10,98
GERMANY, FED. REP. OF	1.117.654	852.391	-23,73	808.986	712.042	-11,98
AUSTRIA	0	13	--	0	49	--
BELGIUM	473.831	230.103	-51,44	286.678	153.723	-46,38
DENMARK	68.010	89.000	30,86	35.534	45.045	26,77
NORWAY	27.000	36.000	33,33	14.870	29.562	98,80
SWEDEN	148.800	45.501	-69,42	65.819	27.713	-57,90
FINLAND	40.001	19.999	-50,00	21.058	12.353	-41,34
ITALY	74.768	101.788	36,14	70.151	111.723	59,26
SPAIN	228.909	131.700	-42,47	121.949	75.898	-37,76
PORTUGAL	222.996	182.524	-18,15	136.790	116.171	-15,07
GREECE	458.431	328.993	-28,24	301.438	249.787	-17,13
POLAND	183.000	221.700	21,15	86.820	134.214	54,59
ROMANIA	29.000	35.726	23,19	16.835	17.139	1,81
BULGARIA	2.294	0	-100,00	1.950	0	-100,00
UKRAINE	12.000	0	-100,00	6.951	0	-100,00
RUSSIA FEDERATION	114.999	191.920	66,89	52.317	97.114	85,63
<b>-BIJI PALA &amp; BUNGANYA DAN KAPU</b>	<b>20.889.065</b>	<b>17.956.633</b>	<b>-14,04</b>	<b>52.120.023</b>	<b>52.963.648</b>	<b>1,62</b>
JAPAN	546.299	509.172	-6,80	3.722.740	3.921.825	5,35
HONG KONG	142.852	36.920	-74,16	340.363	91.141	-73,22
KOREA, REPUBLIC OF	67.554	357.136	428,67	119.831	482.717	302,83
TAIWAN	46.404	4.944	-89,35	17.714	5.403	-69,50
CHINA	172.750	28.018	-83,78	95.014	10.372	-89,08
THAILAND	118.182	121.465	2,78	404.715	507.617	25,43
SINGAPORE	1.352.895	1.065.450	-21,25	5.715.541	4.791.163	-16,17
PHILIPPINES	17.029	51.552	202,73	30.160	115.142	281,77
MALAYSIA	950.797	893.970	-5,98	2.044.243	2.229.475	9,06
MYANMAR (FORM. BURMA)	4.684	27.989	497,54	6.345	79.623	1.154,89
VIET NAM	7.724.447	7.400.646	-4,19	10.231.446	9.920.826	-3,04
INDIA	3.099.410	1.200.416	-61,27	6.070.655	4.105.626	-32,37
PAKISTAN	446.946	195.818	-56,19	974.693	876.345	-10,09
BANGLADESH	63.828	147.381	130,90	324.369	732.056	125,69
AFGHANISTAN	0	16.000	--	0	110.400	--
SAUDI ARABIA	43.377	51.589	18,93	18.579	29.220	57,27
KUWAIT	0	799	--	0	2.231	--
LEBANON	0	14.999	--	0	61.000	--
YEMEN	5.815	0	-100,00	5.250	0	-100,00
UNITED ARAB EMIRATES	31.244	53.825	72,27	31.356	127.008	305,05
QATAR	0	585	--	0	654	--
MOROCCO	37.625	92.730	146,46	123.396	280.614	127,41
GHANA	15.000	45.000	200,00	56.150	235.000	318,52
NIGERIA	46.660	71.220	52,64	72.050	201.663	179,89
BENIN	64.696	85.245	31,76	29.098	119.050	309,13
SOUTH AFRICA	100.045	69.000	-31,03	410.820	363.200	-11,59
AUSTRALIA	162.124	106.004	-34,62	168.302	333.223	97,99
NEW ZEALAND	134	0	-100,00	144	0	-100,00
UNITED STATES	1.224.972	738.264	-39,73	4.472.118	2.582.513	-42,25
CANADA	34.472	24.149	-29,95	102.207	97.885	-4,23



TABEL 5. PERKEMBANGAN EKSPOR INDONESIA MENURUT KOMODITI DAN NEGARA TUJUAN

JENIS BARANG	BERAT BERSIH (KG)		PERUB	NILAI FOB (US \$)		PERUB
	JAN-NOV 2006	JAN-NOV 2007	%	JAN-NOV 2006	JAN-NOV 2007	%
	(1)	(2)	(3)	(4)	(5)	(6)
CHILE	28.999	0	-100,00	130.600	0	-100,00
ARGENTINA	133.500	104.638	-21,62	365.607	275.194	-24,73
BRAZIL	70.297	36.650	-47,86	225.890	111.904	-50,46
PERU	0	16.000	--	0	92.612	--
DOMINICAN REPUBLIC	17.625	19.059	8,14	51.410	57.640	12,12
DOMINICA	22.124	0	-100,00	35.858	0	-100,00
UNITED KINGDOM	7.695	8.439	9,67	18.844	30.325	60,93
NETHERLANDS	2.207.692	1.932.637	-12,46	8.583.627	8.262.998	-3,74
FRANCE	278.996	95.447	-65,79	937.964	514.925	-45,10
GERMANY, FED. REP. OF	596.698	670.996	12,45	2.600.885	3.351.448	28,86
AUSTRIA	0	90	--	0	333	--
BELGIUM	469.604	935.908	99,30	1.809.050	4.649.960	157,04
SWEDEN	2	0	-100,00	5	0	-100,00
ITALY	226.149	404.408	78,82	998.978	2.246.080	124,84
SPAIN	84.999	130.009	52,95	182.135	400.644	119,97
PORTUGAL	28.799	15.000	-47,91	82.333	42.750	-48,08
POLAND	14.998	28.650	91,03	48.800	127.684	161,65
BULGARIA	57.748	0	-100,00	99.414	0	-100,00
UKRAINE	0	13.500	--	0	40.712	--
RUSSIA FEDERATION	122.899	134.916	9,78	361.324	345.447	-4,39
<b>-PANILI</b>	<b>249.457</b>	<b>248.548</b>	<b>-0,36</b>	<b>2.581.793</b>	<b>2.977.274</b>	<b>15,32</b>
JAPAN	104	820	688,46	2.789	23.485	742,06
HONG KONG	470	142	-69,79	14.397	5.051	-64,92
TAIWAN	0	320	--	0	5.490	--
CHINA	950	735	-22,63	29.594	16.422	-44,51
SINGAPORE	522	187	-64,18	10.185	5.770	-43,35
MALAYSIA	122.604	6.773	-94,48	170.758	34.779	-79,63
JORDAN	0	100	--	0	2.000	--
TURKEY	0	150	--	0	3.000	--
AUSTRALIA	1.032	436	-57,75	16.740	9.393	-43,89
NEW ZEALAND	215	0	-100,00	4.252	0	-100,00
UNITED STATES	105.817	221.026	108,88	1.922.375	2.616.439	36,10
CANADA	7.548	4.473	-40,74	52.117	20.000	-61,62
BRAZIL	100	1.398	1.298,00	2.381	17.020	614,83
DOMINICA	720	640	-11,11	25.085	21.517	-14,22
UNITED KINGDOM	2.716	3.714	36,75	122.689	103.486	-15,65
NETHERLANDS	25	842	3.268,00	938	13.292	1.317,06
FRANCE	300	0	-100,00	2.100	0	-100,00
GERMANY, FED. REP. OF	6.288	5.855	-6,89	203.683	68.159	-66,54
SWITZERLAND	46	785	1.606,52	1.710	5.923	246,37
SWEDEN	0	152	--	0	6.048	--
<b>-LAINNYA</b>	<b>17.837.897</b>	<b>19.277.079</b>	<b>8,07</b>	<b>29.806.256</b>	<b>38.175.921</b>	<b>28,08</b>
JAPAN	467.098	290.520	-37,80	1.131.229	416.412	-63,19
HONG KONG	138.770	101.942	-26,54	296.928	344.322	15,96
KOREA, REPUBLIC OF	368.654	93.174	-74,73	346.717	90.743	-73,83
TAIWAN	112.361	82.720	-26,38	45.524	185.466	307,40
CHINA	579.928	96.367	-83,38	683.167	150.286	-78,00
THAILAND	25.238	44.204	75,15	85.053	182.099	114,10
SINGAPORE	4.213.236	3.819.882	-9,34	7.021.523	8.937.935	27,29
PHILIPPINES	1.026	742	-27,68	2.121	1.527	-28,01
MALAYSIA	1.773.156	1.782.995	0,55	1.080.376	1.824.691	68,89
MYANMAR (FORM. BURMA)	0	14.990	--	0	2.547	--
BRUNEI DARUSSALAM	851	12.252	1.339,72	44.402	270.503	509,21
NEPAL	184.290	40.500	-78,02	352.165	64.448	-81,70
VIET NAM	1.615.112	2.299.134	42,35	1.234.410	2.348.820	90,28
INDIA	4.759.351	5.067.780	6,48	10.737.354	10.787.934	0,47
PAKISTAN	407.631	512.387	25,70	518.884	1.278.800	146,45
BANGLADESH	249.600	950.538	280,82	365.190	1.056.061	189,18
SAUDI ARABIA	751.049	1.527.406	103,37	2.199.383	3.815.376	73,47
KUWAIT	28	47.461	169.403,57	18	136.403	757.694,44
JORDAN	10.000	30.000	200,00	2.200	7.000	218,18
LEBANON	18.000	8.500	-52,78	3.906	2.508	-35,79
YEMEN	43.295	60.047	38,69	94.602	151.690	60,35
SYRIA ARAB REPUBLIC	209.036	107.899	-48,38	48.995	46.335	-5,43
TURKEY	24.664	23.500	-4,72	63.004	77.336	22,75
UNITED ARAB EMIRATES	489.238	485.092	-0,85	733.952	695.856	-5,19
QATAR	0	2.872	--	0	2.732	--
BAHRAIN	0	1.260	--	0	393	--
EGYPT	288.662	216.899	-24,86	200.745	131.453	-34,52
MOROCCO	0	14.000	--	0	12.350	--
NIGERIA	0	26.190	--	0	40.410	--
BENIN	48.000	72.263	50,55	28.812	46.389	61,01
SOUTH AFRICA	36.568	29.127	-20,35	62.842	18.171	-71,08
AUSTRALIA	71.620	113.278	58,17	204.547	367.782	79,80
NEW ZEALAND	8.323	5.520	-33,68	38.953	32.400	-16,82
EAST TIMOR	417	0	-100,00	225	0	-100,00

TABEL 5. PERKEMBANGAN EKSPOR INDONESIA MENURUT KOMODITI DAN NEGARA TUJUAN

JENIS BARANG	BERAT BERSIH (KG)		PERUB	NILAI FOB (US \$)		PERUB
	JAN-NOV 2006	JAN-NOV 2007	%	JAN-NOV 2006	JAN-NOV 2007	%
	(1)	(2)	(3)	(4)	(5)	(6)
UNITED STATES	351.807	684.935	94,69	926.693	2.693.711	190,68
CANADA	34.537	17.190	-50,23	47.386	7.921	-83,28
MEXICO	18.345	26.050	42,00	5.488	6.926	26,20
PANAMA	1.337	0	-100,00	7.636	0	-100,00
CHILE	1.000	0	-100,00	11.900	0	-100,00
ARGENTINA	0	430	--	0	919	--
BRAZIL	13.532	46.598	244,35	67.860	261.747	285,72
COSTA RICA	0	9.471	--	0	9.750	--
HAITI	0	7.501	--	0	27.419	--
UNITED KINGDOM	46.094	42.580	-7,62	181.417	62.238	-65,69
NETHERLANDS	335.681	194.778	-41,98	708.586	529.496	-25,27
FRANCE	17.791	120.888	579,49	28.877	836.544	2.796,92
GERMANY, FED. REP. OF	41.040	76.330	85,99	108.299	172.354	59,15
AUSTRIA	0	363	--	0	847	--
BELGIUM	42.334	55.200	30,39	32.297	25.700	-20,43
SWEDEN	4	2	-50,00	13	7	-46,15
ITALY	2.052	108	-94,74	3.139	315	-89,96
SPAIN	8.000	7.079	-11,51	3.165	4.469	41,20
PORTUGAL	1.329	0	-100,00	4.319	0	-100,00
GREECE	0	2	--	0	5	--
POLAND	200	0	-100,00	4.776	0	-100,00
BULGARIA	3.842	0	-100,00	5.665	0	-100,00
UKRAINE	23.770	6.000	-74,76	31.513	8.086	-74,34
RUSSIA FEDERATION	0	133	--	0	289	--
<b>TEBAKAU</b>	<b>27.631.686</b>	<b>23.213.383</b>	<b>-15,99</b>	<b>54.033.612</b>	<b>51.988.393</b>	<b>-3,79</b>
JAPAN	54.330	90.447	66,48	106.950	187.142	74,98
HONG KONG	38.400	0	-100,00	158.096	0	-100,00
KOREA, REPUBLIC OF	141	0	-100,00	13.730	0	-100,00
CHINA	69.821	158.060	126,38	372.405	673.280	80,79
SINGAPORE	288.758	94.142	-67,40	177.876	114.371	-35,70
PHILIPPINES	749.899	2.049.606	173,32	587.604	5.374.454	814,64
MALAYSIA	709.342	1.022.232	44,11	623.829	2.113.157	238,74
VIET NAM	174.321	815.176	367,63	102.209	847.314	729,00
PAKISTAN	0	403	--	0	705	--
SRI LANKA	306.039	348.365	13,83	4.195.653	4.698.528	11,99
UNITED ARAB EMIRATES	198.000	0	-100,00	204.980	0	-100,00
EGYPT	1.233.814	589.048	-52,26	1.065.845	672.374	-36,92
TUNISIA	174.818	275.000	57,31	139.854	285.988	104,49
ALGERIA	300.000	180.058	-39,98	285.000	263.944	-7,39
COTE D'IVOIRE	9.000	0	-100,00	6.363	0	-100,00
SOUTH AFRICA	100.000	90.000	-10,00	62.000	72.000	16,13
AUSTRALIA	118.800	211.439	77,98	154.440	953.196	517,20
UNITED STATES	4.922.259	3.013.890	-38,77	5.116.878	4.217.029	-17,59
HONDURAS	73.926	59.704	-19,24	392.131	335.306	-14,49
NICARAGUA	179.933	108.270	-39,83	543.094	283.312	-47,83
CHILE	0	94.080	--	0	18.816	--
ARGENTINA	2.160	200	-90,74	2.484	1.817	-26,85
BRAZIL	203	0	-100,00	670	0	-100,00
URUGUAY	0	600	--	0	630	--
PARAGUAY	240.000	200.000	-16,67	168.000	168.000	0,00
PUERTO RICO	701.990	593.995	-15,38	760.488	1.024.149	34,67
DOMINICAN REPUBLIC	302.081	154.768	-48,77	2.202.944	931.801	-57,70
UNITED KINGDOM	576.980	329.040	-42,97	890.693	217.069	-75,63
NETHERLANDS	1.398.261	1.246.839	-10,83	2.227.432	2.853.623	28,11
FRANCE	1.645.533	795.192	-51,68	1.395.531	1.086.149	-22,17
GERMANY, FED. REP. OF	1.165.287	1.964.099	68,55	9.516.860	8.848.164	-7,03
BELGIUM	4.319.298	2.857.933	-33,83	9.589.064	9.273.868	-3,29
SWITZERLAND	132.154	15.876	-87,99	456.116	82.783	-81,85
DENMARK	221.226	199.394	-9,87	1.088.926	901.443	-17,22
NORWAY	57.661	59.539	3,26	107.827	179.213	66,20
IRELAND	158.400	176.219	11,25	287.100	433.224	50,90
ITALY	0	165.317	--	0	341.945	--
SPAIN	786.486	293.184	-62,72	7.837.657	1.318.571	-83,18
PORTUGAL	500	500	0,00	3.313	4.180	26,17
GREECE	440	0	-100,00	110	0	-100,00
POLAND	99.111	37.272	-62,39	87.628	55.216	-36,99
KAZAKHSTAN	99.000	19.875	-79,92	187.704	16.298	-91,32
UKRAINE	692.996	450.454	-35,00	279.306	366.481	31,21
LATVIA	160.000	250.075	56,30	96.000	66.911	-30,30
MALTA	10.000	0	-100,00	11.000	0	-100,00
RUSSIA FEDERATION	5.160.318	4.203.092	-18,55	2.527.822	2.705.942	7,05
<b>BIJI COKLAT</b>	<b>442.517.391</b>	<b>345.825.259</b>	<b>-21,85</b>	<b>553.303.158</b>	<b>557.408.983</b>	<b>0,74</b>
JAPAN	340.063	518.500	52,47	657.535	1.073.308	63,23
TAIWAN	0	20.010	--	0	1.921	--
CHINA	16.855.928	18.152.112	7,69	21.364.197	29.594.730	38,52
THAILAND	7.644.406	6.347.490	-16,97	8.566.262	7.876.965	-8,05

TABEL 5. PERKEMBANGAN EKSPOR INDONESIA MENURUT KOMODITI DAN NEGARA TUJUAN

JENIS BARANG	BERAT BERSIH (KG)		PERUB	NILAI FOB (US \$)		PERUB
	JAN-NOV 2006	JAN-NOV 2007	%	JAN-NOV 2006	JAN-NOV 2007	%
	(1)	(2)	(3)	(4)	(5)	(6)
SINGAPORE	40.901.495	39.358.467	-3,77	53.778.170	66.145.238	23,00
PHILIPPINES	0	138.440	--	0	6.596	--
MALAYSIA	175.938.698	169.185.773	-3,84	213.982.567	268.651.230	25,55
INDIA	140.000	224.000	60,00	179.980	374.755	108,22
PAKISTAN	56.928	0	-100,00	7.768	0	-100,00
SRI LANKA	225.000	0	-100,00	338.175	0	-100,00
SAUDI ARABIA	14.000	28.000	100,00	12.580	25.050	99,13
UNITED ARAB EMIRATES	0	15.000	--	0	28.900	--
BAHRAIN	8	0	-100,00	400	0	-100,00
EGYPT	0	90.000	--	0	61.950	--
MAURITIUS	200.000	0	-100,00	262.277	0	-100,00
AUSTRALIA	100	9.000	8.900,00	699	97.099	13.791,13
UNITED STATES	130.681.668	51.888.216	-60,29	162.664.465	80.707.868	-50,38
CANADA	11.250.000	4.500.000	-60,00	14.570.759	8.382.460	-42,47
MEXICO	0	4.000.000	--	0	7.363.500	--
BRAZIL	36.999.339	33.487.440	-9,49	48.111.987	59.353.459	23,37
COLOMBIA	5.499.540	11.750.000	113,65	6.889.388	16.885.500	145,09
PERU	0	1.500.000	--	0	2.143.700	--
NETHERLANDS ANTILLES	100.000	12.500	-87,50	136.000	43.400	-68,09
NETHERLANDS	2.574.416	668.315	-74,04	3.450.913	1.346.176	-60,99
FRANCE	0	8	--	0	15	--
GERMANY, FED. REP. OF	9.699.027	706.163	-92,72	13.004.676	1.377.347	-89,41
BELGIUM	3.212.983	2.378.255	-25,98	5.112.080	4.607.881	-9,86
SWEDEN	28	9	-67,86	86	221	156,98
ITALY	0	62.449	--	0	107.354	--
SPAIN	0	585.112	--	0	817.860	--
POLAND	150.000	200.000	33,33	190.700	334.500	75,41
UKRAINE	32.700	0	-100,00	13.080	0	-100,00
CZECH REPUBLIC	1.064	0	-100,00	8.414	0	-100,00
<b>-IKAN TONGKOL/TUNA</b>	<b>39.220.762</b>	<b>60.557.281</b>	<b>54,40</b>	<b>109.972.194</b>	<b>133.662.620</b>	<b>21,54</b>
JAPAN	19.582.624	17.393.023	-11,18	69.602.551	60.649.735	-12,86
HONG KONG	1.496.140	3.594.484	140,25	2.180.311	4.156.851	90,65
KOREA, DEMOCRATIC PEOPLE'S REI	1.067	0	-100,00	5.335	0	-100,00
KOREA, REPUBLIC OF	372.714	1.254.591	236,61	503.199	3.467.305	589,05
TAIWAN	506.307	1.484.967	193,29	976.031	1.230.499	26,07
CHINA	876.829	3.245.856	270,18	789.066	1.867.851	136,72
MACAU	0	99	--	0	451	--
THAILAND	3.322.703	15.315.290	360,93	2.782.531	16.078.674	477,84
SINGAPORE	2.764.066	2.846.238	2,97	7.192.897	5.458.832	-24,11
PHILIPPINES	1.172.921	1.674.196	42,74	504.797	655.272	29,81
MALAYSIA	307.374	653.626	112,65	234.039	856.477	265,95
BRUNEI DARUSSALAM	0	25	--	0	25	--
VIET NAM	1.131.063	3.114.127	175,33	1.559.034	4.147.197	166,01
INDIA	25.452	0	-100,00	19.357	0	-100,00
PAKISTAN	78.000	0	-100,00	62.400	0	-100,00
SRI LANKA	51.540	137.675	167,12	47.520	325.143	584,22
IRAN (ISLAMIC REPUBLIC OF)	0	27.825	--	0	27.825	--
SAUDI ARABIA	0	1.100	--	0	9.775	--
KUWAIT	29.977	79.631	165,64	25.977	94.533	263,91
JORDAN	24.104	26.197	8,68	28.286	33.657	18,99
LEBANON	56.427	49.309	-12,61	119.203	65.208	-45,30
YEMEN	0	27.270	--	0	27.270	--
SYRIA ARAB REPUBLIC	0	23.498	--	0	20.803	--
UNITED ARAB EMIRATES	48.635	91.264	87,65	54.877	135.362	146,66
EGYPT	18.419	222.559	1.108,31	47.492	239.981	405,31
MOROCCO	0	201	--	0	201	--
KENYA	0	108	--	0	129.600	--
REUNION	12.000	48.000	300,00	55.800	229.920	312,04
GHANA	0	46.998	--	0	56.560	--
SENEGAL	0	135.000	--	0	127.690	--
BENIN	0	26.530	--	0	248.880	--
SOUTH AFRICA	0	174.997	--	0	186.898	--
MAURITIUS	40.269	208.512	417,80	74.906	287.061	283,23
AUSTRALIA	230.179	59.068	-74,34	1.011.351	319.302	-68,43
NEW ZEALAND	0	21.312	--	0	39.370	--
EAST TIMOR	0	57.365	--	0	57.365	--
UNITED STATES	3.778.972	5.542.384	46,66	13.572.850	24.780.253	82,57
CANADA	2.568	36.040	1.303,43	16.002	390.644	2.341,22
MEXICO	277.303	365.605	31,84	780.573	2.831.289	262,72
PANAMA	297.000	378.000	27,27	250.840	333.610	33,00
URUGUAY	26.000	192.752	641,35	10.400	32.768	215,08
PERU	0	20.760	--	0	20.760	--
TRINIDAD AND TOBAGO	270.000	612.000	126,67	239.720	565.490	135,90
PUERTO RICO	24.506	80.402	228,09	105.981	419.620	295,94
UNITED KINGDOM	440.819	159.489	-63,82	468.273	503.739	7,57
NETHERLANDS	1.218.147	546.085	-55,17	4.657.438	402.358	-91,36
FRANCE	101.304	0	-100,00	308.815	0	-100,00

TABEL 5. PERKEMBANGAN EKSPOR INDONESIA MENURUT KOMODITI DAN NEGARA TUJUAN

JENIS BARANG	BERAT BERSIH (KG)		PERUB	NILAI FOB (US \$)		PERUB
	JAN-NOV 2006	JAN-NOV 2007	%	JAN-NOV 2006	JAN-NOV 2007	%
	(1)	(2)	(3)	(4)	(5)	(6)
GERMANY, FED. REP. OF	78.502	50.859	-35,21	167.920	425.161	153,19
AUSTRIA	0	11.280	--	0	12.120	--
BELGIUM	383.233	166.789	-56,48	1.033.928	430.191	-58,39
SWITZERLAND	1	1.450	144.900,00	1	5.800	579.900,00
MONACO	0	17.195	--	0	70.752	--
DENMARK	17.839	20.013	12,19	13.423	25.463	89,70
FINLAND	0	37.139	--	0	155.904	--
ITALY	80.070	72.856	-9,01	237.156	158.228	-33,28
SPAIN	44.541	10.433	-76,58	176.951	81.467	-53,96
POLAND	0	48.000	--	0	339.950	--
YUGOSLAVIA	22.880	0	-100,00	29.744	0	-100,00
RUSSIA FEDERATION	8.267	146.809	1.675,84	25.219	445.480	1.666,45
<b>-UBUR-UBUR</b>	<b>3.363.235</b>	<b>5.309.070</b>	<b>57,86</b>	<b>6.727.706</b>	<b>10.813.399</b>	<b>60,73</b>
JAPAN	425.868	723.565	69,90	1.791.050	2.572.813	43,65
HONG KONG	69.184	178.700	158,30	218.641	457.652	109,32
KOREA, REPUBLIC OF	706.312	915.111	29,56	1.154.741	1.769.063	53,20
TAIWAN	140.590	289.451	105,88	260.878	473.580	81,53
CHINA	776.781	510.112	-34,33	648.522	279.767	-56,86
MACAU	0	310	--	0	1.193	--
THAILAND	446	30.544	6.748,43	1.257	29.531	2.249,32
SINGAPORE	43.973	120.969	175,10	79.192	256.471	223,86
PHILIPPINES	0	375	--	0	1.135	--
MALAYSIA	19.351	49.721	156,94	32.703	115.566	253,38
VIET NAM	148.350	74.850	-49,54	277.958	88.286	-68,24
MALDIVES	0	230	--	0	995	--
INDIA	0	500	--	0	1.156	--
PAKISTAN	0	7.500	--	0	15.320	--
IRAN (ISLAMIC REPUBLIC OF)	0	2.390	--	0	10.525	--
SAUDI ARABIA	0	710	--	0	6.604	--
KUWAIT	0	4.682	--	0	7.668	--
JORDAN	0	1.953	--	0	3.810	--
LEBANON	0	121	--	0	800	--
YEMEN	0	408	--	0	354	--
TURKEY	885	2.037	130,17	309	6.797	2.099,68
UNITED ARAB EMIRATES	0	4.149	--	0	6.904	--
EGYPT	0	76	--	0	344	--
SOUTH AFRICA	123.347	142.327	15,39	312.114	413.827	32,59
MAURITIUS	0	309	--	0	1.978	--
AUSTRALIA	6.600	5.210	-21,06	22.401	19.046	-14,98
NEW ZEALAND	246	1.476	500,00	450	3.079	584,22
EAST TIMOR	0	3.241	--	0	6.931	--
UNITED STATES	374.375	940.870	151,32	890.906	1.777.166	99,48
CANADA	415.050	505.836	21,87	841.556	1.077.599	28,05
VENEZUELA	0	132	--	0	150	--
BRAZIL	580	0	-100,00	594	0	-100,00
PERU	0	227	--	0	492	--
PUERTO RICO	2	0	-100,00	51	0	-100,00
UNITED KINGDOM	4.925	134.561	2.632,20	6.570	176.336	2.583,96
NETHERLANDS	2.820	118.073	4.086,99	5.492	399.926	7.181,97
FRANCE	26.203	113.054	331,45	40.281	121.721	202,18
GERMANY, FED. REP. OF	18.968	175.156	823,43	24.313	302.581	1.144,52
AUSTRIA	33	5.445	16.400,00	150	15.808	10.438,67
BELGIUM	14.447	38.007	163,08	41.920	116.958	179,00
SWITZERLAND	19.882	13.834	-30,42	57.063	19.315	-66,15
DENMARK	2.115	8.443	299,20	1.600	5.284	230,25
NORWAY	0	1.840	--	0	5.283	--
SWEDEN	415	8.864	2.035,90	1.150	10.403	804,61
FINLAND	0	847	--	0	1.040	--
IRELAND	0	526	--	0	1.833	--
ITALY	17.875	97.202	443,79	11.318	117.900	941,70
SPAIN	114	15.233	13.262,28	368	17.064	4.536,96
PORTUGAL	0	4.246	--	0	5.155	--
GREECE	248	3.453	1.292,34	250	12.075	4.730,00
HUNGARY	313	4.491	1.334,82	425	7.182	1.589,88
POLAND	307	4.939	1.508,79	425	6.856	1.513,18
ROMANIA	0	849	--	0	2.158	--
UKRAINE	0	2.274	--	0	3.147	--
LITHUANIA	0	3.310	--	0	6.002	--
ESTONIA	0	307	--	0	595	--
CROATIA	0	1.007	--	0	1.335	--
CZECH REPUBLIC	888	4.907	452,59	1.695	13.649	705,25
RUSSIA FEDERATION	1.742	30.110	1.628,47	1.363	37.191	2.628,61
<b>-KEPITING, KERANG-KERANGAN</b>	<b>39.733.471</b>	<b>50.577.598</b>	<b>27,29</b>	<b>114.984.210</b>	<b>132.613.737</b>	<b>15,33</b>
JAPAN	1.022.260	1.171.177	14,57	3.113.428	3.423.427	9,96
HONG KONG	3.078.360	4.959.362	61,10	6.554.811	9.122.081	39,17
KOREA, REPUBLIC OF	1.764.642	3.316.464	87,94	2.751.613	6.116.976	122,31

TABEL 5. PERKEMBANGAN EKSPOR INDONESIA MENURUT KOMODITI DAN NEGARA TUJUAN

JENIS BARANG	BERAT BERSIH (KG)		PERUB	NILAI FOB (US \$)		PERUB
	JAN-NOV 2006	JAN-NOV 2007	%	JAN-NOV 2006	JAN-NOV 2007	%
	(1)	(2)	(3)	(4)	(5)	(6)
TAIWAN	1.074.533	904.936	-15,78	1.603.488	1.064.899	-33,59
CHINA	6.522.248	8.822.234	35,26	3.288.694	5.130.283	56,00
THAILAND	5.901.754	4.973.322	-15,73	2.469.251	5.046.554	104,38
SINGAPORE	4.171.957	3.970.139	-4,84	5.629.764	6.060.873	7,66
PHILIPPINES	55.651	1.865	-96,65	25.206	36.790	45,96
MALAYSIA	2.120.171	2.805.110	32,31	2.616.879	3.963.349	51,45
MYANMAR (FORM. BURMA)	420	0	-100,00	840	0	-100,00
BRUNEI DARUSSALAM	0	38	--	0	250	--
VIET NAM	881.644	2.620.463	197,22	1.235.371	2.359.587	91,00
INDIA	59.600	764.990	1.183,54	116.565	1.554.776	1.233,83
SRI LANKA	24.800	491	-98,02	15.273	982	-93,57
IRAN (ISLAMIC REPUBLIC OF)	26.290	0	-100,00	24.975	0	-100,00
SAUDI ARABIA	77	0	-100,00	183	0	-100,00
LEBANON	1.227	0	-100,00	953	0	-100,00
TURKEY	0	118.129	--	0	225.779	--
UNITED ARAB EMIRATES	26	253	873,08	190	695	265,79
QATAR	0	1.000	--	0	8.551	--
CYPRUS	21.037	32.561	54,78	57.558	92.320	60,39
EGYPT	22.589	288.853	1.178,73	60.047	405.173	574,76
SUDAN	0	440	--	0	880	--
MADAGASCAR	12.000	0	-100,00	60.499	0	-100,00
SENEGAL	0	78.543	--	0	214.610	--
SOUTH AFRICA	52.573	0	-100,00	65.510	0	-100,00
MAURITIUS	19.956	51.000	155,56	39.698	15.600	-60,70
AUSTRALIA	225.763	363.945	61,21	1.119.325	1.047.693	-6,40
UNITED STATES	7.357.607	7.863.570	6,88	70.383.846	66.002.025	-6,23
CANADA	313.251	362.485	15,72	1.089.721	1.491.570	36,88
MEXICO	24.798	102.332	312,66	69.546	301.501	333,53
PANAMA	69.314	103.033	48,65	176.360	260.696	47,82
VENEZUELA	0	196	--	0	72	--
ARGENTINA	20.471	0	-100,00	56.981	0	-100,00
BRAZIL	85	0	-100,00	60	0	-100,00
PUERTO RICO	260.971	354.981	36,02	823.382	1.224.743	48,75
DOMINICAN REPUBLIC	2.630	4.362	65,86	9.660	18.300	89,44
MARTINIQUE	5.204	13.074	151,23	18.586	54.978	195,80
UNITED KINGDOM	48.368	15.298	-68,37	262.905	54.386	-79,31
NETHERLANDS	208.105	346.174	66,35	1.390.125	2.104.661	51,40
FRANCE	41.543	169.796	308,72	79.117	453.220	472,85
GERMANY, FED. REP. OF	150.874	36.642	-75,71	341.608	109.830	-67,85
AUSTRIA	100	500	400,00	300	1.200	300,00
BELGIUM	162.053	86.723	-46,48	492.474	256.897	-47,84
SWITZERLAND	1.150	0	-100,00	408	0	-100,00
DENMARK	6.608	7.794	17,95	27.392	26.986	-1,48
NORWAY	90	699	676,67	225	339	50,67
SWEDEN	0	814	--	0	1.628	--
ITALY	2.811.390	4.473.229	59,11	5.922.664	10.799.101	82,34
SPAIN	814.590	616.167	-24,36	2.052.831	1.443.728	-29,67
PORTUGAL	267.355	380.691	42,39	696.110	1.003.119	44,10
GREECE	19.997	148.619	643,21	67.680	394.166	482,40
ROMANIA	0	15.925	--	0	68.024	--
UKRAINE	0	24.960	--	0	9.984	--
LATVIA	4.255	4.227	-0,66	20.074	17.855	-11,05
ESTONIA	0	17.707	--	0	146.651	--
CROATIA	59.672	100.028	67,63	142.669	311.092	118,05
MALTA	0	18.167	--	0	51.754	--
SLOVENIA	0	1.067	--	0	26.675	--
SOUTH GEORGIA AND THE SOUTH S	0	362	--	0	724	--
RUSSIA FEDERATION	23.412	62.661	167,64	9.365	85.704	815,15
<b>-BEKICOT</b>	<b>2.526.851</b>	<b>2.957.951</b>	<b>17,06</b>	<b>4.165.251</b>	<b>4.687.650</b>	<b>12,54</b>
JAPAN	733	14.240	1.842,70	2.093	43.700	1.987,91
HONG KONG	139.739	284.189	103,37	261.011	929.394	256,07
KOREA, REPUBLIC OF	47.543	62.025	30,46	123.619	166.795	34,93
TAIWAN	1.237.730	1.063.115	-14,11	1.488.152	1.255.032	-15,67
CHINA	67.110	250.135	272,72	84.900	104.595	23,20
THAILAND	612	0	-100,00	1.674	0	-100,00
SINGAPORE	200.417	469.903	134,46	300.690	450.446	49,80
MALAYSIA	37.960	91.524	141,11	29.914	57.140	91,01
UNITED ARAB EMIRATES	512	0	-100,00	1.536	0	-100,00
SOUTH AFRICA	139.054	104.686	-24,72	341.033	245.201	-28,10
AUSTRALIA	0	8.579	--	0	16.781	--
UNITED STATES	32.339	85.966	165,83	84.783	153.814	81,42
CANADA	178.545	282.861	58,43	418.525	639.815	52,87
MEXICO	11.423	0	-100,00	27.860	0	-100,00
UNITED KINGDOM	905	0	-100,00	2.007	0	-100,00
NETHERLANDS	23.690	0	-100,00	30.797	0	-100,00
FRANCE	316.875	140.992	-55,51	789.093	459.049	-41,83
GERMANY, FED. REP. OF	31.255	21.339	-31,73	45.752	58.988	28,93

TABEL 5. PERKEMBANGAN EKSPOR INDONESIA MENURUT KOMODITI DAN NEGARA TUJUAN

JENIS BARANG	BERAT BERSIH (KG)		PERUB	NILAI FOB (US \$)		PERUB
	JAN-NOV 2006	JAN-NOV 2007	%	JAN-NOV 2006	JAN-NOV 2007	%
	(1)	(2)	(3)	(4)	(5)	(6)
BELGIUM	59.997	59.997	0,00	130.900	94.900	-27,50
DENMARK	0	18.400	--	0	12.000	--
NORWAY	42	0	-100,00	143	0	-100,00
SWEDEN	51	0	-100,00	95	0	-100,00
PORTUGAL	56	0	-100,00	104	0	-100,00
GREECE	6	0	-100,00	16	0	-100,00
HUNGARY	53	0	-100,00	114	0	-100,00
POLAND	104	0	-100,00	222	0	-100,00
LITHUANIA	12	0	-100,00	38	0	-100,00
RUSSIA FEDERATION	88	0	-100,00	180	0	-100,00
<b>-IKAN LAINNYA</b>	<b>373.377.742</b>	<b>225.882.829</b>	<b>-39,50</b>	<b>195.213.235</b>	<b>233.713.549</b>	<b>19,72</b>
JAPAN	5.753.004	10.663.876	85,36	19.077.843	41.241.038	116,17
HONG KONG	8.784.440	13.932.755	58,61	19.937.488	30.353.323	52,24
KOREA, DEMOCRATIC PEOPLE'S REI	85	0	-100,00	162	0	-100,00
KOREA, REPUBLIC OF	7.963.199	8.566.505	7,58	10.527.437	19.864.066	88,69
TAIWAN	19.224.611	19.056.405	-0,87	15.056.130	11.893.590	-21,00
CHINA	50.219.807	12.150.740	-75,80	16.225.959	7.126.854	-56,08
MACAU	180	545	202,78	5.250	6.754	28,65
PAPUA NEW GUINEA	0	20.000	--	0	5.000	--
THAILAND	203.148.858	68.812.016	-66,13	29.251.063	21.027.659	-28,11
SINGAPORE	35.614.978	31.235.530	-12,30	31.840.278	33.547.412	5,36
PHILIPPINES	4.629.342	9.485.572	104,90	2.304.085	3.141.161	36,33
MALAYSIA	22.549.994	26.896.120	19,27	17.565.102	21.975.692	25,11
CAMBODIA	80	0	-100,00	500	0	-100,00
BRUNEI DARUSSALAM	1.511	3.183	110,66	1.400	11.437	716,93
VIET NAM	2.154.244	11.588.436	437,94	2.749.929	12.300.689	347,31
INDIA	0	107.921	--	0	70.540	--
SRI LANKA	254.245	637.836	150,87	210.376	710.973	237,95
IRAN (ISLAMIC REPUBLIC OF)	360	575	59,72	414	11.115	2.584,78
SAUDI ARABIA	29.234	104.314	256,82	65.682	149.024	126,89
KUWAIT	2.378	3.134	31,79	3.872	5.266	36,00
JORDAN	7.671	24.657	221,43	55.215	36.955	-33,07
LEBANON	396.003	165.912	-58,10	317.285	161.519	-49,09
YEMEN	15	293	1.853,33	1.508	388	-74,27
OMAN	16.000	104.000	550,00	14.500	89.990	520,62
SYRIA ARAB REPUBLIC	7.976	11.552	44,83	27.742	16.747	-39,63
TURKEY	12.658	826	-93,47	17.777	3.201	-81,99
UNITED ARAB EMIRATES	52.273	351.579	572,58	46.802	534.923	1.042,95
QATAR	0	300	--	0	4.375	--
BAHRAIN	1.461	36.396	2.391,17	5.508	79.586	1.344,92
CYPRUS	4.880	937	-80,80	17.427	7.227	-58,53
EGYPT	10.791	318.714	2.853,52	30.128	262.490	771,25
MOROCCO	0	62	--	0	862	--
ALGERIA	25.497	25.389	-0,42	29.066	41.723	43,55
KENYA	26.500	108.000	307,55	7.950	39.960	402,64
REUNION	72.000	72.072	0,10	351.600	350.952	-0,18
MOZAMBIQUE	0	233.128	--	0	281.580	--
GHANA	262.000	518.578	97,93	208.300	444.445	113,37
CONGO	0	16.188	--	0	18.175	--
NIGERIA	3.108	0	-100,00	4.681	0	-100,00
SENEGAL	0	54.000	--	0	53.020	--
SEYCHELLES	12.506	0	-100,00	7.086	0	-100,00
SAINT HELENA	2.000	0	-100,00	920	0	-100,00
SOUTH AFRICA	66.959	414.615	519,21	77.883	497.027	538,17
MAURITIUS	112.999	315.997	179,65	112.389	420.341	274,01
RWANDA	1.200	0	-100,00	3.000	0	-100,00
AUSTRALIA	1.877.012	2.021.386	7,69	2.799.464	4.159.108	48,57
NEW ZEALAND	11.626	83.992	622,45	63.717	79.869	25,35
GUAM	0	50.999	--	0	66.790	--
AMERICAN SAMOA	0	18.595	--	0	19.324	--
FIJI	81.000	14.000	-82,72	88.720	12.600	-85,80
SAMOA	17.340	555.378	3.102,87	16.660	576.201	3.358,59
EAST TIMOR	109	552	406,42	2.676	2.299	-14,09
UNITED STATES	4.222.858	3.291.500	-22,06	14.018.215	11.994.448	-14,44
CANADA	111.915	83.383	-25,49	472.312	389.766	-17,48
MEXICO	1.850	169.586	9.066,81	9.385	174.654	1.760,99
GUATEMALA	16.646	0	-100,00	19.094	0	-100,00
PANAMA	864.000	313.274	-63,74	721.230	374.496	-48,08
SURINAME	351	0	-100,00	906	0	-100,00
VENEZUELA	207	700	238,16	150	3.515	2.243,33
ARGENTINA	18.128	38.141	110,40	84.404	217.390	157,56
BRAZIL	1.448	3.012	108,01	2.608	1.622	-37,81
URUGUAY	0	236.628	--	0	194.633	--
PARAGUAY	0	315	--	0	1.050	--
PERU	53.030	1.611	-96,96	50.545	5.215	-89,68
TRINIDAD AND TOBAGO	137.713	162.000	17,64	127.306	123.150	-3,26
PUERTO RICO	135.173	276.407	104,48	457.185	1.279.909	179,95

TABEL 5. PERKEMBANGAN EKSPOR INDONESIA MENURUT KOMODITI DAN NEGARA TUJUAN

JENIS BARANG	BERAT BERSIH (KG)		PERUB	NILAI FOB (US \$)		PERUB
	JAN-NOV 2006	JAN-NOV 2007	%	JAN-NOV 2006	JAN-NOV 2007	%
	(1)	(2)	(3)	(4)	(5)	(6)
DOMINICAN REPUBLIC	113.462	105.775	-6,77	314.150	411.187	30,89
CAYMAN ISLANDS	1.320	0	-100,00	1.016	0	-100,00
FRENCH POLYNESIA	15.000	0	-100,00	10.750	0	-100,00
MARTINIQUE	17.306	44.643	157,96	49.767	114.742	130,56
NETHERLANDS ANTILLES	12.774	0	-100,00	131.930	0	-100,00
UNITED KINGDOM	679.270	280.611	-58,69	1.271.474	758.378	-40,35
NETHERLANDS	285.050	348.942	22,41	1.066.904	558.602	-47,64
FRANCE	126.263	268.602	112,73	430.208	709.262	64,86
GERMANY, FED. REP. OF	125.009	86.342	-30,93	550.558	497.371	-9,66
AUSTRIA	6.216	6.820	9,72	41.415	36.172	-12,66
BELGIUM	434.276	137.831	-68,26	1.183.471	477.484	-59,65
SWITZERLAND	1.062.244	6.085	-99,43	102.720	31.843	-69,00
DENMARK	22.455	14.475	-35,54	90.930	41.568	-54,29
NORWAY	2.920	1.696	-41,92	11.550	5.488	-52,48
SWEDEN	6.047	33.941	461,29	79.774	182.598	128,89
FINLAND	7.214	270	-96,26	18.195	458	-97,48
IRELAND	0	78	--	0	943	--
ITALY	604.371	304.460	-49,62	1.571.728	1.121.687	-28,63
SPAIN	130.290	99.068	-23,96	321.096	626.601	95,14
PORTUGAL	60.044	75.276	25,37	108.263	241.421	122,99
GREECE	18.100	7.913	-56,28	29.524	25.402	-13,96
DEMOCRATIC REPUBLIC OF THE CO	0	136.508	--	0	147.832	--
HUNGARY	5.646	7.637	35,26	16.203	20.423	26,04
POLAND	393.044	21.798	-94,45	1.347.339	129.160	-90,41
ROMANIA	980	790	-19,39	1.141	461	-59,60
BULGARIA	300	0	-100,00	1.164	0	-100,00
YUGOSLAVIA	0	25.014	--	0	37.397	--
KAZAKHSTAN	0	10	--	0	288	--
UKRAINE	884	56.225	6.260,29	2.147	76.396	3.458,27
UZBEKISTAN	25	0	-100,00	960	0	-100,00
LITHUANIA	44.236	44.428	0,43	844.893	294.743	-65,11
ESTONIA	72.800	73.250	0,62	168.383	85.254	-49,37
GEORGIA	500	0	-100,00	3.731	0	-100,00
CROATIA	11.500	205	-98,22	17.825	287	-98,39
MALTA	14.268	18.384	28,85	10.872	63.402	483,17
SLOVENIA	0	40	--	0	393	--
CZECH REPUBLIC	8.981	14.956	66,53	62.576	82.111	31,22
RUSSIA FEDERATION	119.494	300.639	151,59	256.264	471.077	83,82
<b>-BIJI BUNGA</b>	<b>134.170</b>	<b>50.490</b>	<b>-62,37</b>	<b>2.517.161</b>	<b>1.992.986</b>	<b>-20,82</b>
JAPAN	76	0	-100,00	660	0	-100,00
TAIWAN	37.880	0	-100,00	26.572	0	-100,00
CHINA	62.100	0	-100,00	21.735	0	-100,00
SINGAPORE	652	324	-50,31	984.045	504.577	-48,72
MALAYSIA	5.833	1.658	-71,58	7.515	3.715	-50,57
VIET NAM	0	1.206	--	0	1.606	--
INDIA	26.800	46.359	72,98	20.960	37.937	81,00
AUSTRALIA	0	329	--	0	875	--
CHILE	11	0	-100,00	677	0	-100,00
UNITED KINGDOM	61	92	50,82	152.502	273.666	79,45
NETHERLANDS	601	373	-37,94	1.162.671	1.046.310	-10,01
FRANCE	143	120	-16,08	78.495	24.232	-69,13
DENMARK	13	20	53,85	61.329	95.919	56,40
ITALY	0	9	--	0	4.149	--
<b>-BIJI KAPAS</b>	<b>1.435.704</b>	<b>20.007.998</b>	<b>1.293,60</b>	<b>209.997</b>	<b>5.251.893</b>	<b>2.400,94</b>
JAPAN	240.000	385.000	60,42	31.420	59.295	88,72
KOREA, REPUBLIC OF	0	60.570	--	0	15.171	--
TAIWAN	1.195.704	470.730	-60,63	178.577	106.254	-40,50
MALAYSIA	0	19.081.169	--	0	5.065.368	--
NETHERLANDS	0	10.500	--	0	5.775	--
GERMANY, FED. REP. OF	0	29	--	0	30	--
<b>-BIJI LAINNYA</b>	<b>131.132.842</b>	<b>59.271.770</b>	<b>-54,80</b>	<b>31.934.525</b>	<b>25.768.438</b>	<b>-19,31</b>
JAPAN	1.446.147	1.447.131	0,07	1.523.572	1.968.758	29,22
HONG KONG	313.008	1.086.114	246,99	527.219	1.127.326	113,82
KOREA, REPUBLIC OF	127.695	68.801	-46,12	84.217	87.502	3,90
TAIWAN	537.310	496.970	-7,51	228.112	280.843	23,12
CHINA	421.407	792.223	87,99	720.613	1.161.780	61,22
THAILAND	22.102.998	333.716	-98,49	861.007	959.023	11,38
SINGAPORE	762.142	929.227	21,92	786.349	754.570	-4,04
PHILIPPINES	279.235	410.014	46,83	308.392	251.597	-18,42
MALAYSIA	101.455.470	30.567.450	-69,87	21.148.680	11.205.238	-47,02
BRUNEI DARUSSALAM	113.066	16.709	-85,22	157.951	27.929	-82,32
VIET NAM	855.310	933.204	9,11	755.170	893.327	18,29
MALDIVES	184	0	-100,00	945	0	-100,00
INDIA	2.240.425	2.343.218	4,59	2.878.309	1.878.428	-34,74
PAKISTAN	77.271	10.774	-86,06	7.950	17.357	118,33

TABEL 5. PERKEMBANGAN EKSPOR INDONESIA MENURUT KOMODITI DAN NEGARA TUJUAN

JENIS BARANG	BERAT BERSIH (KG)		PERUB	NILAI FOB (US \$)		PERUB
	JAN-NOV 2006	JAN-NOV 2007	%	JAN-NOV 2006	JAN-NOV 2007	%
	(1)	(2)	(3)	(4)	(5)	(6)
SRI LANKA	360	0	-100,00	2.060	0	-100,00
SAUDI ARABIA	8.077	2.971	-63,22	11.284	900	-92,02
KUWAIT	91	45	-50,55	58	40	-31,03
JORDAN	131.414	1.618	-98,77	219.736	11.727	-94,66
UNITED ARAB EMIRATES	10.597	2.122	-79,98	9.500	4.674	-50,80
CAMEROON	589	371	-37,01	106.753	60.500	-43,33
COTE D'IVOIRE	225	0	-100,00	40.500	0	-100,00
MAURITIUS	1.311	25.305	1.830,21	22.255	11.702	-47,42
AUSTRALIA	63.420	44.696	-29,52	122.052	151.800	24,37
VANUATU	268	0	-100,00	149	0	-100,00
EAST TIMOR	27.882	0	-100,00	15.632	0	-100,00
UNITED STATES	25.170	43.566	73,09	95.104	244.249	156,82
CANADA	17.864	478	-97,32	21.734	941	-95,67
UNITED KINGDOM	7.200	7.217	0,24	15.478	15.481	0,02
NETHERLANDS	52.228	1.611.080	2.984,71	645.860	833.418	29,04
FRANCE	325	1.320	306,15	306	1.185	287,25
GERMANY, FED. REP. OF	2.521	3.847.051	152.500,20	10.058	3.312.337	32.832,36
BELGIUM	17.052	166	-99,03	32.255	3.440	-89,33
DENMARK	72	0	-100,00	1.425	0	-100,00
NORWAY	3.800	0	-100,00	8.082	0	-100,00
ITALY	20.766	14.234.964	68.449,38	498.335	378.155	-24,12
SPAIN	1.855	13.249	614,23	56.771	124.211	118,79
PORTUGAL	8.087	0	-100,00	10.652	0	-100,00
<b>BULU BEBEK</b>	<b>270.420</b>	<b>248.676</b>	<b>-8,04</b>	<b>246.318</b>	<b>254.678</b>	<b>3,39</b>
KOREA, REPUBLIC OF	250	487	94,80	3.750	12.270	227,20
TAIWAN	262.306	246.806	-5,91	223.894	226.702	1,25
CHINA	5.000	0	-100,00	5.000	0	-100,00
MALAYSIA	0	87	--	0	23	--
VIET NAM	0	422	--	0	10.921	--
NEW ZEALAND	32	1	-96,88	240	22	-90,83
GUAM	28	0	-100,00	85	0	-100,00
BRAZIL	0	28	--	0	50	--
UNITED KINGDOM	1.153	0	-100,00	5.609	0	-100,00
SPAIN	423	845	99,76	2.613	4.690	79,49
YUGOSLAVIA	98	0	-100,00	177	0	-100,00
MALTA	2	0	-100,00	17	0	-100,00
RUSSIA FEDERATION	1.128	0	-100,00	4.933	0	-100,00
<b>DAMAR DAN GETAH DAMAR</b>	<b>30.578.403</b>	<b>47.592.156</b>	<b>55,64</b>	<b>27.498.728</b>	<b>34.426.134</b>	<b>25,19</b>
JAPAN	1.100.282	1.020.267	-7,27	972.843	737.031	-24,24
KOREA, REPUBLIC OF	689.999	1.588.800	130,26	572.272	1.180.944	106,36
TAIWAN	1.956.921	2.186.399	11,73	1.760.303	1.555.215	-11,65
CHINA	170.400	998.398	485,91	159.219	701.665	340,69
THAILAND	545.050	1.215.210	122,95	511.745	923.006	80,36
SINGAPORE	45.620	499	-98,91	95.623	1.609	-98,32
PHILIPPINES	230.418	288.000	24,99	208.476	207.360	-0,54
MALAYSIA	168.600	249.600	48,04	156.174	177.696	13,78
MALDIVES	0	203	--	0	556	--
INDIA	5.738.005	11.902.933	107,44	5.271.987	8.555.924	62,29
PAKISTAN	3.252.200	4.588.798	41,10	2.866.658	3.265.056	13,90
BANGLADESH	1.329.800	1.158.900	-12,85	1.243.390	843.888	-32,13
SRI LANKA	15.000	0	-100,00	8.400	0	-100,00
IRAN (ISLAMIC REPUBLIC OF)	38.400	19.200	-50,00	34.560	13.440	-61,11
SAUDI ARABIA	38.400	18.000	-53,13	37.248	15.170	-59,27
SYRIA ARAB REPUBLIC	12.000	0	-100,00	11.810	0	-100,00
TURKEY	364.800	959.999	163,16	303.571	699.588	130,45
SOUTH AFRICA	76.800	19.200	-75,00	73.018	13.440	-81,59
AUSTRALIA	103.800	15.000	-85,55	113.331	16.477	-85,46
NEW ZEALAND	192.000	0	-100,00	182.208	0	-100,00
UNITED STATES	724.320	633.600	-12,52	688.077	446.688	-35,08
CANADA	0	38.400	--	0	27.918	--
MEXICO	38.400	153.600	300,00	34.560	109.056	215,56
CHILE	0	38.400	--	0	28.032	--
ARGENTINA	0	38.400	--	0	27.840	--
COLOMBIA	403.200	384.000	-4,76	326.102	278.208	-14,69
ECUADOR	172.800	38.400	-77,78	161.568	26.880	-83,36
PERU	0	96.000	--	0	67.584	--
NETHERLANDS	4.646.398	3.955.199	-14,88	4.103.298	2.842.080	-30,74
FRANCE	959.999	2.764.799	188,00	883.680	1.962.816	122,12
GERMANY, FED. REP. OF	1.190.399	5.834.640	390,14	1.030.915	4.207.894	308,17
BELGIUM	1.612.799	2.112.000	30,95	1.471.104	1.553.280	5,59
FINLAND	0	134.400	--	0	94.080	--
ITALY	1.593.598	2.150.592	34,95	1.379.118	1.699.392	23,22
SPAIN	479.999	1.188.720	147,65	383.424	851.185	122,00
PORTUGAL	1.823.996	1.363.200	-25,26	1.738.750	964.704	-44,52
POLAND	844.800	16.000	-98,11	696.576	19.200	-97,24
ROMANIA	0	19.200	--	0	13.824	--



TABEL 5. PERKEMBANGAN EKSPOR INDONESIA MENURUT KOMODITI DAN NEGARA TUJUAN

JENIS BARANG	BERAT BERSIH (KG)		PERUB	NILAI FOB (US \$)		PERUB
	JAN-NOV 2006	JAN-NOV 2007	%	JAN-NOV 2006	JAN-NOV 2007	%
	(1)	(2)	(3)	(4)	(5)	(6)
UKRAINE	0	115.200	--	0	86.784	--
SLOVENIA	19.200	0	-100,00	18.720	0	-100,00
RUSSIA FEDERATION	0	288.000	--	0	210.624	--
<b>KOPAL DAN LAIN-LAIN</b>	<b>25.587.309</b>	<b>30.682.587</b>	<b>19,91</b>	<b>20.132.592</b>	<b>22.042.018</b>	<b>9,48</b>
JAPAN	987.868	213.043	-78,43	1.262.812	364.037	-71,17
HONG KONG	287.083	1.598.290	456,73	507.036	342.670	-32,42
KOREA, REPUBLIC OF	123.149	72.999	-40,72	140.451	124.425	-11,41
TAIWAN	661.335	622.015	-5,95	483.143	567.551	17,47
CHINA	707.649	588.009	-16,91	614.953	908.037	47,66
THAILAND	235.650	247.369	4,97	230.645	400.121	73,48
SINGAPORE	2.432.247	2.544.361	4,61	2.485.759	3.397.659	36,68
PHILIPPINES	79.200	60.000	-24,24	56.071	35.601	-36,51
MALAYSIA	670.108	549.976	-17,93	836.828	610.372	-27,06
VIET NAM	180.378	124.588	-30,93	153.073	249.749	63,16
MALDIVES	0	30	--	0	9.929	--
INDIA	11.966.347	13.567.884	13,38	8.223.669	7.614.740	-7,40
PAKISTAN	929.475	1.234.037	32,77	534.721	784.004	46,62
BANGLADESH	2.064.100	3.162.580	53,22	453.730	1.025.536	126,02
SRI LANKA	701.715	617.250	-12,04	332.020	217.747	-34,42
IRAN (ISLAMIC REPUBLIC OF)	38.400	19.200	-50,00	35.770	14.976	-58,13
SAUDI ARABIA	509.698	437.049	-14,25	280.326	190.044	-32,21
LEBANON	16.000	0	-100,00	6.200	0	-100,00
YEMEN	34.800	32.065	-7,86	20.480	10.839	-47,08
SYRIA ARAB REPUBLIC	257.675	48.000	-81,37	234.066	28.960	-87,63
TURKEY	72.600	114.150	57,23	65.250	87.445	34,02
UNITED ARAB EMIRATES	466.627	728.438	56,11	214.314	448.885	109,45
EGYPT	116.700	76.405	-34,53	59.137	126.701	114,25
LIBYAN ARAB JAMAHIRIYA	16.500	0	-100,00	6.756	0	-100,00
TUNISIA	41.310	76.890	86,13	18.222	51.017	179,97
ALGERIA	94.400	0	-100,00	65.980	0	-100,00
SUDAN	0	20.000	--	0	7.850	--
CAMEROON	0	20.000	--	0	7.300	--
NIGERIA	18.259	0	-100,00	15.825	0	-100,00
BENIN	20.800	0	-100,00	8.980	0	-100,00
SOUTH AFRICA	93.301	55.872	-40,12	79.129	46.925	-40,70
AUSTRALIA	11	33	200,00	118	84	-28,81
NEW ZEALAND	20	77	285,00	1.788	1.623	-9,23
PALAU	0	14	--	0	75	--
FIJI	0	106	--	0	617	--
EAST TIMOR	39	0	-100,00	12	0	-100,00
UNITED STATES	87.655	95.553	9,01	122.716	107.311	-12,55
CANADA	21.881	68	-99,69	6.012	1.385	-76,96
MEXICO	0	100.000	--	0	78.000	--
SURINAME	1.373	0	-100,00	6.375	0	-100,00
CHILE	0	19.200	--	0	14.016	--
BRAZIL	2.500	2.000	-20,00	19.600	15.000	-23,47
COLOMBIA	0	57.600	--	0	44.928	--
ECUADOR	0	19.200	--	0	14.400	--
PERU	0	38.400	--	0	28.032	--
UNITED KINGDOM	63.724	82.999	30,25	170.431	250.281	46,85
NETHERLANDS	12.500	34.283	174,26	9.375	29.182	211,27
FRANCE	282.068	517.910	83,61	318.174	636.739	100,12
GERMANY, FED. REP. OF	932.515	1.491.050	59,90	802.784	1.159.673	44,46
AUSTRIA	0	3	--	0	29	--
BELGIUM	42.000	82.000	95,24	180.400	141.500	-21,56
SWITZERLAND	33	83	151,52	320	750	134,38
DENMARK	0	70	--	0	1.952	--
IRELAND	0	10	--	0	42	--
ITALY	288.602	651.402	125,71	1.027.417	1.352.133	31,61
SPAIN	29.000	0	-100,00	41.600	0	-100,00
PORTUGAL	0	31	--	0	588	--
GREECE	0	51	--	0	682	--
POLAND	6	563.944	9.398.966,67	30	418.836	1.396.020,00
UKRAINE	0	38.400	--	0	28.032	--
SLOVAKIA	7	0	-100,00	91	0	-100,00
SLOVENIA	1	0	-100,00	3	0	-100,00
RUSSIA FEDERATION	0	57.600	--	0	43.008	--
<b>SAYUR-SAYURAN</b>	<b>175.940.058</b>	<b>104.047.464</b>	<b>-40,86</b>	<b>40.218.896</b>	<b>36.728.938</b>	<b>-8,68</b>
JAPAN	4.836.367	3.302.208	-31,72	4.810.483	3.637.235	-24,39
HONG KONG	430.506	979.296	127,48	267.064	424.741	59,04
KOREA, REPUBLIC OF	33.437	96.200	187,71	483.878	356.073	-26,41
TAIWAN	14.371.600	30.742.603	113,91	4.023.735	6.401.171	59,09
CHINA	144.679	47.808	-66,96	29.327	7.995	-72,74
THAILAND	17.256.129	3.792.136	-78,02	3.024.147	846.571	-72,01
SINGAPORE	20.692.849	19.989.526	-3,40	6.838.341	7.348.745	7,46
PHILIPPINES	13.383.658	15.063.620	12,55	5.715.480	5.506.864	-3,65

TABEL 5. PERKEMBANGAN EKSPOR INDONESIA MENURUT KOMODITI DAN NEGARA TUJUAN

JENIS BARANG	BERAT BERSIH (KG)		PERUB	NILAI FOB (US \$)		PERUB
	JAN-NOV 2006	JAN-NOV 2007	%	JAN-NOV 2006	JAN-NOV 2007	%
	(1)	(2)	(3)	(4)	(5)	(6)
MALAYSIA	26.289.303	26.564.715	1,05	9.340.574	8.989.253	-3,76
BRUNEI DARUSSALAM	46.440	94.429	103,34	113.618	161.870	42,47
VIET NAM	1.582.300	704.898	-55,45	617.844	225.742	-63,46
INDIA	1.311.552	512.525	-60,92	809.341	362.898	-55,16
PAKISTAN	456.112	0	-100,00	203.051	0	-100,00
SRI LANKA	187.413	403	-99,78	114.241	1.457	-98,72
SAUDI ARABIA	147.109	234.910	59,68	147.673	257.789	74,57
KUWAIT	2.041	13.137	543,66	4.226	18.917	347,63
JORDAN	26.600	0	-100,00	21.280	0	-100,00
LEBANON	0	95	--	0	200	--
UNITED ARAB EMIRATES	78.384	741.974	846,59	77.359	309.757	300,41
QATAR	27.657	55.234	99,71	38.253	81.674	113,51
BAHRAIN	28.220	13.787	-51,14	38.496	20.425	-46,94
SUDAN	0	15.445	--	0	6.178	--
NIGERIA	0	5.420	--	0	1.250	--
BENIN	0	3.284	--	0	1.000	--
SOUTH AFRICA	22.913	0	-100,00	14.381	0	-100,00
AUSTRALIA	34.377	23.503	-31,63	23.697	30.282	27,79
NEW ZEALAND	45	0	-100,00	69	0	-100,00
CHRISTMAS ISLANDS	1.379	0	-100,00	2.930	0	-100,00
EAST TIMOR	190.207	0	-100,00	154.426	0	-100,00
UNITED STATES	408.826	828.453	102,64	482.421	1.214.297	151,71
CANADA	85.600	73.726	-13,87	13.766	82.133	496,64
CHILE	73.582.000	0	-100,00	2.523.862	0	-100,00
UNITED KINGDOM	26	18.899	72.588,46	25	39.532	158.028,00
NETHERLANDS	159.831	39.208	-75,47	129.466	72.969	-43,64
FRANCE	98.084	1.771	-98,19	67.715	3.105	-95,41
GERMANY, FED. REP. OF	250	1	-99,60	1.780	20	-98,88
BELGIUM	24.164	64.796	168,15	85.947	303.150	252,72
DENMARK	0	50	--	0	50	--
SWEDEN	0	17.399	--	0	10.990	--
SLOVENIA	0	6.005	--	0	4.605	--
<b>BUAH-BUAHAN</b>	<b>161.593.764</b>	<b>186.367.796</b>	<b>15,33</b>	<b>83.420.500</b>	<b>101.628.692</b>	<b>21,83</b>
JAPAN	118.098	607.139	414,10	81.954	590.982	621,11
HONG KONG	1.228.546	3.244.359	164,08	859.880	1.794.760	108,72
KOREA, REPUBLIC OF	71.391	465.396	551,90	76.848	318.669	314,67
TAIWAN	199.467	113.658	-43,02	45.030	121.286	169,34
CHINA	4.527.451	5.327.250	17,67	2.199.156	2.462.435	11,97
THAILAND	78.653	0	-100,00	101.278	0	-100,00
SINGAPORE	5.286.200	9.048.347	71,17	3.287.469	5.298.771	61,18
PHILIPPINES	139.797	34.000	-75,68	11.590	9.084	-21,62
MALAYSIA	3.019.001	8.244.134	173,07	1.333.057	2.821.200	111,63
BRUNEI DARUSSALAM	17.330	28.997	67,32	39.414	69.189	75,54
NEPAL	6.103.711	14.122.439	131,37	2.446.355	5.743.579	134,78
VIET NAM	3.980.307	5.298.901	33,13	2.503.837	4.750.687	89,74
INDIA	79.624.879	59.132.996	-25,74	38.041.780	30.590.690	-19,59
PAKISTAN	47.061.777	57.840.121	22,90	26.404.493	35.806.887	35,61
BANGLADESH	2.648.163	18.578.457	601,56	1.497.194	8.550.785	471,12
SRI LANKA	18.005	0	-100,00	6.383	0	-100,00
IRAN (ISLAMIC REPUBLIC OF)	2.900.014	1.683.010	-41,97	933.776	585.746	-37,27
SAUDI ARABIA	868.226	686.587	-20,92	523.995	374.576	-28,52
KUWAIT	162.349	211.041	29,99	136.338	141.701	3,93
YEMEN	16.200	0	-100,00	13.755	0	-100,00
SYRIA ARAB REPUBLIC	0	27.000	--	0	14.420	--
TURKEY	118.584	0	-100,00	34.196	0	-100,00
UNITED ARAB EMIRATES	1.015.176	1.261.951	24,31	778.003	750.482	-3,54
QATAR	73.610	51.879	-29,52	58.894	37.451	-36,41
BAHRAIN	39.274	71.135	81,12	21.245	41.627	95,94
EGYPT	12.060	0	-100,00	2.340	0	-100,00
TUNISIA	38.000	0	-100,00	32.764	0	-100,00
ALGERIA	46.019	0	-100,00	27.679	0	-100,00
SUDAN	0	2.328	--	0	4.903	--
SOUTH AFRICA	325	16.422	4.952,92	529	17.078	3.128,36
AUSTRALIA	251.805	1.447	-99,43	184.666	3.670	-98,01
COOK ISLANDS	179	0	-100,00	353	0	-100,00
EAST TIMOR	941	0	-100,00	308	0	-100,00
UNITED STATES	80.258	41.041	-48,86	127.437	392.493	207,99
CANADA	0	8	--	0	8	--
SURINAME	38	87	128,95	178	721	305,06
BRAZIL	18.998	0	-100,00	6.536	0	-100,00
NETHERLANDS	381.122	170.308	-55,31	390.289	276.230	-29,22
FRANCE	22.241	38.805	74,48	37.326	48.950	31,14
GERMANY, FED. REP. OF	681.907	11.032	-98,38	835.207	5.516	-99,34
AUSTRIA	0	28	--	0	21	--
BELGIUM	217.301	440	-99,80	115.428	440	-99,62
SWITZERLAND	0	3.053	--	0	2.335	--
DENMARK	10.010	0	-100,00	4.354	0	-100,00

TABEL 5. PERKEMBANGAN EKSPOR INDONESIA MENURUT KOMODITI DAN NEGARA TUJUAN

JENIS BARANG	BERAT BERSIH (KG)		PERUB	NILAI FOB (US \$)		PERUB
	JAN-NOV 2006	JAN-NOV 2007	%	JAN-NOV 2006	JAN-NOV 2007	%
	(1)	(2)	(3)	(4)	(5)	(6)
ITALY	9.735	0	-100,00	11.364	0	-100,00
SPAIN	572	4.000	599,30	1.656	1.320	-20,29
PORTUGAL	15	0	-100,00	16	0	-100,00
GREECE	124	0	-100,00	32	0	-100,00
BULGARIA	505.905	0	-100,00	206.118	0	-100,00
<b>KULIT KERANG DAN LAIN-LAIN</b>	<b>5.427.428</b>	<b>6.630.870</b>	<b>22,17</b>	<b>2.458.406</b>	<b>2.365.163</b>	<b>-3,79</b>
JAPAN	351.447	407.085	15,83	194.097	195.514	0,73
HONG KONG	190.642	163.658	-14,15	73.167	47.268	-35,40
KOREA, REPUBLIC OF	252.219	140.011	-44,49	150.722	127.963	-15,10
TAIWAN	11.507	9.000	-21,79	5.085	2.700	-46,90
CHINA	3.865.479	5.121.187	32,49	1.104.775	1.243.042	12,52
THAILAND	46.081	71.124	54,35	198.831	101.120	-49,14
SINGAPORE	25.352	11.265	-55,57	102.215	100.246	-1,93
PHILIPPINES	55.000	25.007	-54,53	7.950	6.065	-23,71
MALAYSIA	27.945	29.560	5,78	42.502	42.339	-0,38
BRUNEI DARUSSALAM	545	0	-100,00	1.363	0	-100,00
VIET NAM	300.824	440.059	46,28	144.784	196.442	35,68
INDIA	31.727	26.809	-15,50	7.239	7.675	6,02
PAKISTAN	5.005	0	-100,00	7.500	0	-100,00
TURKEY	1.335	0	-100,00	4.245	0	-100,00
CONGO	1	0	-100,00	39	0	-100,00
SOUTH AFRICA	297	0	-100,00	594	0	-100,00
AUSTRALIA	5.188	1.264	-75,64	11.018	892	-91,90
NEW ZEALAND	101	0	-100,00	290	0	-100,00
VANUATU	0	538	--	0	717	--
FIJI	23	0	-100,00	15	0	-100,00
UNITED STATES	9.717	41.635	328,48	9.510	41.341	334,71
CANADA	375	0	-100,00	1.330	0	-100,00
BRAZIL	120	92	-23,33	189	177	-6,35
BERMUDA	6	0	-100,00	67	0	-100,00
FRENCH POLYNESIA	0	971	--	0	878	--
UNITED KINGDOM	3.176	12.041	279,12	18.927	12.469	-34,12
NETHERLANDS	3.836	311	-91,89	6.209	132	-97,87
FRANCE	54.233	0	-100,00	10.612	0	-100,00
GERMANY, FED. REP. OF	17.751	17.922	0,96	11.820	9.500	-19,63
SWEDEN	79	0	-100,00	449	0	-100,00
IRELAND	55	0	-100,00	314	0	-100,00
ITALY	166.847	110.968	-33,49	339.433	228.180	-32,78
SPAIN	212	363	71,23	1.443	503	-65,14
GREECE	119	0	-100,00	1.239	0	-100,00
CROATIA	66	0	-100,00	213	0	-100,00
SLOVENIA	118	0	-100,00	220	0	-100,00
<b>TANAMAN OBAT</b>	<b>4.999.691</b>	<b>9.912.024</b>	<b>98,25</b>	<b>5.446.597</b>	<b>8.396.730</b>	<b>54,16</b>
JAPAN	23.477	76.471	225,73	117.362	287.663	145,11
HONG KONG	216.925	701.157	223,23	90.165	191.380	112,26
KOREA, REPUBLIC OF	29.855	94.315	215,91	34.547	109.641	217,37
TAIWAN	1.455.361	3.314.726	127,76	699.059	1.721.157	146,21
CHINA	183.106	133.390	-27,15	25.285	104.586	313,63
THAILAND	51.884	20.368	-60,74	34.832	7.568	-78,27
SINGAPORE	1.186.534	2.114.115	78,18	1.616.546	2.105.562	30,25
MALAYSIA	92.871	132.083	42,22	68.054	84.693	24,45
VIET NAM	6.600	130.145	1.871,89	825	46.835	5.576,97
INDIA	253.871	339.284	33,64	370.264	543.183	46,70
PAKISTAN	0	26.000	--	0	10.400	--
BANGLADESH	75.600	0	-100,00	7.938	0	-100,00
SAUDI ARABIA	504.499	1.060.660	110,24	1.207.613	1.454.347	20,43
KUWAIT	0	8.539	--	0	12.168	--
YEMEN	8.110	500	-93,83	5.380	1.250	-76,77
UNITED ARAB EMIRATES	266.858	935.328	250,50	187.737	371.313	97,78
QATAR	200	0	-100,00	3.000	0	-100,00
BAHRAIN	2.500	0	-100,00	12.500	0	-100,00
EGYPT	0	38.649	--	0	29.084	--
MOROCCO	0	7.807	--	0	18.685	--
SUDAN	114.000	127.150	11,54	33.355	33.996	1,92
GHANA	177.634	16.240	-90,86	201.952	16.240	-91,96
CAMEROON	63.000	126.000	100,00	65.850	131.700	100,00
NIGERIA	0	67.240	--	0	12.823	--
BENIN	76.000	34.000	-55,26	13.300	6.800	-48,87
NIGER	0	72.000	--	0	14.400	--
CHAD	0	72.000	--	0	18.100	--
AUSTRALIA	25	0	-100,00	183	0	-100,00
NEW CALEDONIA	47	0	-100,00	120	0	-100,00
UNITED STATES	1.471	3.851	161,79	3.673	15.702	327,50
CANADA	320	841	162,81	1.410	3.122	121,42
SURINAME	264	374	41,67	2.746	7.749	182,19
UNITED KINGDOM	0	2.279	--	0	10.062	--

TABEL 5. PERKEMBANGAN EKSPOR INDONESIA MENURUT KOMODITI DAN NEGARA TUJUAN

JENIS BARANG	BERAT BERSIH (KG)		PERUB	NILAI FOB (US \$)		PERUB
	JAN-NOV 2006	JAN-NOV 2007	%	JAN-NOV 2006	JAN-NOV 2007	%
	(1)	(2)	(3)	(4)	(5)	(6)
NETHERLANDS	6.679	4.801	-28,12	11.021	43.851	297,89
FRANCE	8.018	14.650	82,71	169.984	379.564	123,29
GERMANY, FED. REP. OF	123.383	92.276	-25,21	211.388	180.539	-14,59
BELGIUM	0	4.891	--	0	1.169	--
SWEDEN	19.000	0	-100,00	3.800	0	-100,00
ITALY	5.000	29.566	491,32	78.000	46.232	-40,73
SPAIN	0	7.000	--	0	15.629	--
GREECE	0	74	--	0	1.186	--
UKRAINE	0	5.000	--	0	9.250	--
LATVIA	0	26.112	--	0	43.367	--
MALTA	194	0	-100,00	1.394	0	-100,00
RUSSIA FEDERATION	46.405	72.142	55,46	167.314	305.734	82,73
<b>-GANGGANG LAUT</b>	<b>86.150.736</b>	<b>85.436.430</b>	<b>-0,83</b>	<b>44.471.771</b>	<b>50.886.964</b>	<b>14,43</b>
JAPAN	408.097	559.702	37,15	3.278.801	3.591.037	9,52
HONG KONG	14.787.969	18.364.463	24,19	4.444.685	6.623.202	49,01
KOREA, REPUBLIC OF	3.077.224	5.132.128	66,78	1.763.237	3.195.248	81,21
TAIWAN	492.454	575.904	16,95	155.651	163.536	5,07
CHINA	32.168.577	21.313.620	-33,74	11.329.062	10.245.577	-9,56
THAILAND	269.330	396.950	47,38	267.588	340.133	27,11
SINGAPORE	78.862	105.881	34,26	579.738	1.556.905	168,55
PHILIPPINES	9.792.237	9.993.003	2,05	5.349.098	6.418.367	19,99
MALAYSIA	1.031.283	956.222	-7,28	842.978	1.334.650	58,33
VIET NAM	3.507.611	9.309.131	165,40	1.216.053	2.946.982	142,34
SRI LANKA	40.000	0	-100,00	6.800	0	-100,00
TURKEY	0	10.000	--	0	5.000	--
UNITED ARAB EMIRATES	137	7	-94,89	328	17	-94,82
MOROCCO	113.999	474.006	315,80	54.370	196.360	261,16
TUNISIA	450.150	409.998	-8,92	263.645	202.500	-23,19
GHANA	1.552	0	-100,00	1.900	0	-100,00
SOUTH AFRICA	10.000	10.000	0,00	35.000	42.000	20,00
RWANDA	7.704	0	-100,00	722	0	-100,00
AUSTRALIA	415.000	321.000	-22,65	915.500	615.780	-32,74
UNITED STATES	5.663.254	2.327.707	-58,90	3.692.735	2.678.039	-27,48
CANADA	220.500	84.000	-61,90	122.500	70.800	-42,20
MEXICO	63.942	100.000	56,39	30.577	50.000	63,52
PANAMA	68.000	28.000	-58,82	44.200	14.000	-68,33
CHILE	2.557.939	3.333.999	30,34	1.364.978	2.060.055	50,92
VENEZUELA	0	56.000	--	0	28.000	--
ARGENTINA	995.000	738.800	-25,75	541.750	442.960	-18,24
BRAZIL	1.258.884	1.400.000	11,21	723.157	700.000	-3,20
TRINIDAD AND TOBAGO	0	9.050	--	0	7.083	--
DOMINICAN REPUBLIC	0	20.000	--	0	10.000	--
FALKLAND ISLANDS (MALVINAS)	147.900	0	-100,00	86.521	0	-100,00
UNITED KINGDOM	750.679	589.500	-21,47	2.139.530	1.777.617	-16,92
NETHERLANDS	40.000	389	-99,03	148.000	892	-99,40
FRANCE	567.800	1.959.139	245,04	513.100	1.044.543	103,57
GERMANY, FED. REP. OF	418.350	373.401	-10,74	811.710	812.822	0,14
BELGIUM	293.000	284.800	-2,80	746.100	465.680	-37,58
DENMARK	2.125.044	1.909.509	-10,14	834.134	741.312	-11,13
ITALY	55.867	20.000	-64,20	9.226	74.319	705,54
SPAIN	3.842.991	4.062.961	5,72	1.575.017	2.055.297	30,49
PORTUGAL	261.000	60.000	-77,01	118.770	24.000	-79,79
POLAND	42.000	21.000	-50,00	87.150	75.600	-13,25
LITHUANIA	105.000	84.000	-20,00	298.200	117.600	-60,56
RUSSIA FEDERATION	21.400	42.160	97,01	79.260	159.051	100,67
<b>-LAINNYA</b>	<b>8.096.432</b>	<b>3.719.813</b>	<b>-54,06</b>	<b>3.342.203</b>	<b>2.650.870</b>	<b>-20,68</b>
JAPAN	32.775	30.688	-6,37	23.218	108.462	367,15
HONG KONG	238	1.204	405,88	281	9.982	3.452,31
KOREA, REPUBLIC OF	45.304	46.136	1,84	24.931	37.264	49,47
TAIWAN	6.445.942	2.032.317	-68,47	2.480.925	1.078.901	-56,51
CHINA	183.483	789.356	330,21	56.350	61.866	9,79
THAILAND	653.957	0	-100,00	18.219	0	-100,00
SINGAPORE	25.995	424.351	1.532,43	12.580	762.298	5.959,60
MALAYSIA	84.644	118.619	40,14	29.686	55.603	87,30
BRUNEI DARUSSALAM	0	115	--	0	38	--
VIET NAM	7	23.580	336.757,14	4	14.127	353.075,00
MALDIVES	1.818	0	-100,00	20.597	0	-100,00
INDIA	12	12.500	104.066,67	14	600	4.185,71
IRAN (ISLAMIC REPUBLIC OF)	623	9.735	1.462,60	932	15.676	1.581,97
SAUDI ARABIA	70.269	1.202	-98,29	18.922	1.894	-89,99
KUWAIT	0	49	--	0	84	--
OMAN	250	127	-49,20	606	38	-93,73
TURKEY	24.740	0	-100,00	7.141	0	-100,00
UNITED ARAB EMIRATES	232	450	93,97	2.113	400	-81,07
BAHRAIN	44.000	0	-100,00	44.421	0	-100,00
REUNION	713	128	-82,05	1.273	316	-75,18

TABEL 5. PERKEMBANGAN EKSPOR INDONESIA MENURUT KOMODITI DAN NEGARA TUJUAN

JENIS BARANG	BERAT BERSIH (KG)		PERUB	NILAI FOB (US \$)		PERUB
	JAN-NOV 2006	JAN-NOV 2007	%	JAN-NOV 2006	JAN-NOV 2007	%
	(1)	(2)	(3)	(4)	(5)	(6)
SOUTH AFRICA	2.681	25	-99,07	1.915	629	-67,15
MAURITIUS	12.134	0	-100,00	2.154	0	-100,00
AUSTRALIA	147.870	67.698	-54,22	161.349	110.689	-31,40
NEW ZEALAND	938	236	-74,84	1.689	247	-85,38
GUAM	1.057	0	-100,00	6.751	0	-100,00
NEW CALEDONIA	88	0	-100,00	911	0	-100,00
NORTHERN MARIANA ISLANDS	143	0	-100,00	233	0	-100,00
FIJI	0	253	--	0	2.241	--
MARSHALL ISLANDS	338	0	-100,00	23	0	-100,00
UNITED STATES	60.958	61.378	0,69	203.454	180.653	-11,21
CANADA	12.858	2.976	-76,85	18.134	9.467	-47,79
MEXICO	786	603	-23,28	203	3.329	1.539,90
VENEZUELA	0	699	--	0	7.566	--
ARGENTINA	0	19	--	0	24	--
URUGUAY	1.340	0	-100,00	1.018	0	-100,00
BELIZE	30	0	-100,00	151	0	-100,00
DOMINICAN REPUBLIC	367	0	-100,00	151	0	-100,00
COSTA RICA	53	0	-100,00	119	0	-100,00
TURKS AND CAICOS ISLANDS	481	0	-100,00	1.479	0	-100,00
UNITED KINGDOM	5.851	11.473	96,09	12.564	40.140	219,48
NETHERLANDS	1.566	29.810	1.803,58	2.955	69.892	2.265,21
FRANCE	2.708	307	-88,66	1.802	974	-45,95
GERMANY, FED. REP. OF	19.333	16.719	-13,52	26.038	19.543	-24,94
AUSTRIA	2	0	-100,00	13	0	-100,00
BELGIUM	73.748	7.853	-89,35	9.010	11.854	31,56
SWITZERLAND	325	22	-93,23	673	56	-91,68
DENMARK	7.292	0	-100,00	8.857	0	-100,00
NORWAY	61	0	-100,00	58	0	-100,00
FINLAND	1.107	0	-100,00	933	0	-100,00
IRELAND	1.054	7.520	613,47	1.455	4.700	223,02
ITALY	19.491	6.635	-65,96	26.474	17.995	-32,03
SPAIN	1.343	4.146	208,71	4.433	16.837	279,81
PORTUGAL	5.503	0	-100,00	24.854	0	-100,00
ICELAND	0	17	--	0	20	--
GREECE	49.543	414	-99,16	42.136	530	-98,74
HUNGARY	20.029	9.800	-51,07	9.801	4.594	-53,13
POLAND	10.976	0	-100,00	10.230	0	-100,00
ROMANIA	0	653	--	0	1.341	--
YUGOSLAVIA	116	0	-100,00	257	0	-100,00
UKRAINE	12.788	0	-100,00	6.499	0	-100,00
LITHUANIA	2.712	0	-100,00	3.873	0	-100,00
CROATIA	33	0	-100,00	507	0	-100,00
SLOVENIA	1.207	0	-100,00	2.401	0	-100,00
CZECH REPUBLIC	2.304	0	-100,00	4.130	0	-100,00
RUSSIA FEDERATION	216	0	-100,00	303	0	-100,00
<b>-MUTIARA</b>	<b>2.522</b>	<b>12.595</b>	<b>399,41</b>	<b>12.406.149</b>	<b>9.404.062</b>	<b>-24,20</b>
JAPAN	802	702	-12,47	4.628.170	6.114.984	32,13
HONG KONG	77	20	-74,03	222.112	126.042	-43,25
KOREA, REPUBLIC OF	425	0	-100,00	44.618	0	-100,00
THAILAND	13	11.230	86.284,62	9.955	26.546	166,66
SINGAPORE	679	34	-94,99	174.747	163.768	-6,28
INDIA	2	8	300,00	2.327	11.824	408,12
UNITED ARAB EMIRATES	2	0	-100,00	8.346	0	-100,00
AUSTRALIA	457	599	31,07	7.315.218	2.960.803	-59,53
UNITED STATES	32	0	-100,00	613	0	-100,00
CAYMAN ISLANDS	0	1	--	0	80	--
FRANCE	15	0	-100,00	33	0	-100,00
SPAIN	18	1	-94,44	10	15	50,00
<b>-LAINNYA</b>	<b>200.824.400</b>	<b>346.707.465</b>	<b>72,64</b>	<b>86.147.598</b>	<b>136.043.142</b>	<b>57,92</b>
JAPAN	12.689.645	25.203.126	98,61	12.392.972	12.269.157	-1,00
HONG KONG	4.263.811	2.348.749	-44,91	3.731.423	2.062.643	-44,72
KOREA, DEMOCRATIC PEOPLE'S REI	60	0	-100,00	259	0	-100,00
KOREA, REPUBLIC OF	7.748.102	15.555.936	100,77	3.674.708	4.055.631	10,37
TAIWAN	3.496.723	6.303.528	80,27	2.055.673	2.266.115	10,24
CHINA	5.920.396	61.005.533	930,43	2.240.067	6.671.703	197,83
MACAU	26.093	0	-100,00	2.830	0	-100,00
THAILAND	14.331.336	13.918.772	-2,88	821.204	974.855	18,71
SINGAPORE	16.860.644	29.204.254	73,21	17.805.704	35.280.482	98,14
PHILIPPINES	18.249.893	36.345.094	99,15	2.682.394	8.148.702	203,78
MALAYSIA	28.066.151	106.757.735	280,38	9.096.716	27.968.702	207,46
MYANMAR (FORM. BURMA)	0	89.000	--	0	71.056	--
BRUNEI DARUSSALAM	8.454	12.263	45,06	12.851	12.553	-2,32
NEPAL	250.000	0	-100,00	366.509	0	-100,00
VIET NAM	1.176.841	4.539.535	285,74	559.471	1.509.227	169,76
MALDIVES	127.104	11.089	-91,28	64.335	8.027	-87,52
INDIA	56.386.247	4.095.106	-92,74	7.611.956	5.594.875	-26,50

TABEL 5. PERKEMBANGAN EKSPOR INDONESIA MENURUT KOMODITI DAN NEGARA TUJUAN

JENIS BARANG	BERAT BERSIH (KG)		PERUB	NILAI FOB (US \$)		PERUB
	JAN-NOV 2006	JAN-NOV 2007	%	JAN-NOV 2006	JAN-NOV 2007	%
	(1)	(2)	(3)	(4)	(5)	(6)
PAKISTAN	16.721.986	19.369.218	15,83	2.439.851	2.714.982	11,28
BANGLADESH	288.000	278.000	-3,47	245.465	236.340	-3,72
SRI LANKA	203.893	293.226	43,81	326.803	428.382	31,08
IRAQ	0	110.880	--	0	38.376	--
IRAN (ISLAMIC REPUBLIC OF)	11.136	80.000	618,39	55.201	51.360	-6,96
SAUDI ARABIA	38.828	61.604	58,66	37.860	62.984	66,36
KUWAIT	150.398	124.356	-17,32	120.972	300.666	148,54
JORDAN	179.951	145	-99,92	111.799	253	-99,77
LEBANON	7.669	29.006	278,22	12.790	37.531	193,44
YEMEN	6.814	328	-95,19	4.310	1.990	-53,83
OMAN	0	10.000	--	0	5.350	--
SYRIA ARAB REPUBLIC	50	0	-100,00	45	0	-100,00
TURKEY	66.936	9.552	-85,73	42.677	41.465	-2,84
UNITED ARAB EMIRATES	98.358	112.136	14,01	114.699	64.162	-44,06
QATAR	705	0	-100,00	1.590	0	-100,00
BAHRAIN	307	16.574	5.298,70	921	4.608	400,33
CYPRUS	84.743	0	-100,00	30.742	0	-100,00
EGYPT	11.891	229.503	1.830,06	13.080	146.167	1.017,48
MOROCCO	126.687	7.590	-94,01	56.304	9.546	-83,05
TUNISIA	62.952	17.000	-73,00	118.704	15.513	-86,93
TANZANIA, UNITED REPUBLIC OF	0	72.000	--	0	47.304	--
KENYA	878	0	-100,00	99	0	-100,00
REUNION	538	206	-61,71	588	333	-43,37
MOZAMBIQUE	55	36.000	65.354,55	866	21.240	2.352,66
BOTSWANA	6	0	-100,00	13	0	-100,00
TOGO	25.500	0	-100,00	15.555	0	-100,00
GHANA	36.500	38.000	4,11	20.175	22.040	9,24
LIBERIA	360.000	342.000	-5,00	209.958	274.822	30,89
GUINEA	378.499	315.000	-16,78	216.275	192.150	-11,15
NIGERIA	112.000	26.424	-76,41	49.430	75.675	53,10
SENEGAL	0	13	--	0	442	--
GAMBIA	0	9.101	--	0	26.892	--
SOUTH AFRICA	127.641	334.945	162,41	75.998	218.976	188,13
MAURITIUS	1.211	19	-98,43	6.713	85	-98,73
AUSTRALIA	195.104	126.111	-35,36	482.625	734.866	52,26
NEW ZEALAND	65.408	17.924	-72,60	28.616	13.907	-51,40
GUAM	25	0	-100,00	76	0	-100,00
NEW CALEDONIA	151	251	66,23	355	1.779	401,13
NORTHERN MARIANA ISLANDS	565	1.680	197,35	993	2.499	151,66
VANUATU	1.594	181	-88,64	1.825	182	-90,03
WALLIS AND FUTUNA ISLANDS	143	0	-100,00	159	0	-100,00
SAMOA	0	470	--	0	948	--
EAST TIMOR	18.138	257.805	1.321,35	12.481	167.214	1.239,75
UNITED STATES	3.049.512	11.805.067	287,11	5.055.562	10.074.286	99,27
CANADA	244.423	54.823	-77,57	769.364	350.463	-54,45
MEXICO	7.339	7.743	5,50	5.948	5.671	-4,66
NICARAGUA	0	17.999	--	0	15.999	--
SURINAME	265	58	-78,11	3.369	524	-84,45
CHILE	3.000	0	-100,00	3.750	0	-100,00
VENEZUELA	36.035	19.000	-47,27	21.508	13.017	-39,48
ARGENTINA	1.677	6.013	258,56	2.251	8.867	293,91
BRAZIL	22.024	43.786	98,81	15.557	92.741	496,14
COLOMBIA	8.000	12.240	53,00	40.000	62.432	56,08
URUGUAY	8	0	-100,00	31	0	-100,00
PERU	175	3.031	1.632,00	538	3.101	476,39
BAHAMAS	4.856	0	-100,00	3.208	0	-100,00
JAMAICA	5.945	0	-100,00	2.260	0	-100,00
PUERTO RICO	1	0	-100,00	2	0	-100,00
DOMINICAN REPUBLIC	2.935	20	-99,32	6.022	67	-98,89
COSTA RICA	8	36.014	450.075,00	13	26.402	202.992,31
BARBADOS	42	0	-100,00	28	0	-100,00
DOMINICA	907	0	-100,00	300	0	-100,00
FRENCH POLYNESIA	49	12	-75,51	345	44	-87,25
GRENADA	0	1.000	--	0	150	--
MARTINIQUE	37	17.998	48.543,24	223	12.438	5.477,58
NETHERLANDS ANTILLES	12.150	0	-100,00	5.808	0	-100,00
TURKS AND CAICOS ISLANDS	69	0	-100,00	1.333	0	-100,00
GUADELOUPE	173	0	-100,00	203	0	-100,00
UNITED KINGDOM	201.462	134.398	-33,29	353.659	570.661	61,36
NETHERLANDS	3.445.865	929.002	-73,04	4.057.259	1.660.501	-59,07
FRANCE	455.453	215.716	-52,64	812.840	196.743	-75,80
GERMANY, FED. REP. OF	1.982.860	417.902	-78,92	2.227.980	860.103	-61,40
AUSTRIA	3.591	376	-89,53	35.046	1.961	-94,40
BELGIUM	66.120	35.645	-46,09	112.652	75.175	-33,27
SWITZERLAND	9.924	732	-92,62	52.406	10.003	-80,91
DENMARK	509.842	761.506	49,36	2.486.753	4.236.707	70,37
NORWAY	4.212	0	-100,00	12.579	0	-100,00
SWEDEN	10.236	1.154	-88,73	16.551	2.757	-83,34

TABEL 5. PERKEMBANGAN EKSPOR INDONESIA MENURUT KOMODITI DAN NEGARA TUJUAN

JENIS BARANG	BERAT BERSIH (KG)		PERUB	NILAI FOB (US \$)		PERUB
	JAN-NOV 2006	JAN-NOV 2007	%	JAN-NOV 2006	JAN-NOV 2007	%
	(1)	(2)	(3)	(4)	(5)	(6)
FINLAND	3.211	2.000	-37,71	26.999	28.309	4,85
IRELAND	24.500	0	-100,00	53.512	0	-100,00
ITALY	358.958	315.922	-11,99	877.610	824.348	-6,07
SPAIN	58.370	180.300	208,89	198.120	824.197	316,01
PORTUGAL	53.615	39.204	-26,88	55.676	31.478	-43,46
GREECE	56.625	3.330	-94,12	34.341	13.433	-60,88
HUNGARY	5.393	30	-99,44	37.374	1.073	-97,13
POLAND	35.810	887	-97,52	56.101	2.096	-96,26
ROMANIA	385	0	-100,00	1.089	0	-100,00
BULGARIA	176	31.233	17.646,02	187	17.817	9.427,81
UKRAINE	3.229	686	-78,76	3.917	170.071	4.241,87
LITHUANIA	22.209	2.492	-88,78	19.271	12.220	-36,59
LATVIA	14.623	28.821	97,09	20.831	21.183	1,69
ESTONIA	1.057.396	3.820.240	261,29	604.768	2.464.775	307,56
CROATIA	945	108	-88,57	1.966	127	-93,54
MALTA	120	0	-100,00	494	0	-100,00
SLOVENIA	0	37.499	--	0	25.364	--
CZECH REPUBLIC	5.174	1.969	-61,94	16.802	10.771	-35,89
RUSSIA FEDERATION	47.706	4.541	-90,48	57.507	460.310	700,44
<b>-KAYU LAPIS</b>	<b>1.802.595.273</b>	<b>1.586.043.159</b>	<b>-12,01</b>	<b>1.342.608.712</b>	<b>1.384.996.915</b>	<b>3,16</b>
JAPAN	752.690.815	627.372.328	-16,65	658.536.360	580.784.788	-11,81
HONG KONG	18.940.389	13.575.035	-28,33	12.668.798	10.301.493	-18,69
KOREA, REPUBLIC OF	150.031.755	100.317.719	-33,14	59.952.719	77.910.533	29,95
TAIWAN	83.921.631	134.719.066	60,53	46.296.483	79.071.383	70,79
CHINA	130.078.854	109.886.421	-15,52	77.644.419	68.247.018	-12,10
THAILAND	16.775.747	6.842.419	-59,21	6.597.595	4.414.992	-33,08
SINGAPORE	19.844.320	16.665.411	-16,02	13.202.734	12.852.600	-2,65
PHILIPPINES	16.603	303.050	1.725,27	9.280	257.860	2.678,66
MALAYSIA	6.675.458	22.657.945	239,42	4.860.722	16.812.057	245,88
VIET NAM	318.885	2.166.840	579,51	203.411	1.414.795	595,54
MALDIVES	9.233	22.326	141,81	10.803	27.500	154,56
INDIA	2.424.511	1.089.495	-55,06	1.501.879	815.897	-45,67
PAKISTAN	48.996	11.574	-76,38	22.605	6.538	-71,08
SRI LANKA	14.000	0	-100,00	7.140	0	-100,00
IRAQ	46.368	0	-100,00	27.606	0	-100,00
IRAN (ISLAMIC REPUBLIC OF)	1.168.322	50.490	-95,68	852.044	59.047	-93,07
SAUDI ARABIA	132.877.258	61.493.571	-53,72	87.414.755	51.323.927	-41,29
KUWAIT	19.731.028	16.574.875	-16,00	16.152.674	15.141.743	-6,26
JORDAN	29.796.432	28.531.986	-4,24	21.364.157	22.429.940	4,99
LEBANON	2.134.232	2.401.942	12,54	1.388.381	1.968.409	41,78
YEMEN	4.281.383	2.299.964	-46,28	2.278.242	1.595.955	-29,95
OMAN	10.348.074	6.128.790	-40,77	6.899.495	5.740.500	-16,80
SYRIA ARAB REPUBLIC	185.311	1.698.924	816,80	106.105	1.501.897	1.315,48
TURKEY	6.522.060	19.910.018	205,27	3.800.939	14.140.461	272,03
UNITED ARAB EMIRATES	108.306.383	90.593.452	-16,35	73.694.752	75.760.283	2,80
QATAR	16.628.401	16.498.402	-0,78	11.670.101	14.547.962	24,66
BAHRAIN	3.762.684	4.279.610	13,74	2.699.360	3.369.938	24,84
EGYPT	9.331.469	14.323.752	53,50	5.605.142	11.300.171	101,60
LIBYAN ARAB JAMAHIRIYA	465.677	157.233	-66,24	258.972	225.700	-12,85
MOROCCO	676.323	1.617.579	139,17	442.126	1.541.981	248,77
ALGERIA	13.714.514	23.365.924	70,37	6.339.886	18.087.770	185,30
REUNION	0	33.555	--	0	44.165	--
ANGOLA	189.455	226.461	19,53	103.899	163.309	57,18
CAMEROON	102.210	0	-100,00	71.640	0	-100,00
COTE D'IVOIRE	0	18.379	--	0	14.598	--
SOUTH AFRICA	77.880	978.094	1.155,90	60.705	1.034.704	1.604,48
MAURITIUS	38.074	46.519	22,18	26.353	37.717	43,12
AUSTRALIA	21.995.916	18.937.847	-13,90	22.701.794	23.992.022	5,68
NEW ZEALAND	309.715	820.505	164,92	306.336	910.886	197,35
NEW CALEDONIA	0	25.968	--	0	21.696	--
UNITED STATES	134.952.755	109.367.010	-18,96	110.868.984	105.045.495	-5,25
CANADA	3.721.230	3.884.792	4,40	3.092.364	4.173.106	34,95
MEXICO	7.640.795	5.028.164	-34,19	5.262.844	4.479.766	-14,88
GUATEMALA	19.840	0	-100,00	24.800	0	-100,00
NICARAGUA	0	181.120	--	0	255.403	--
CURACAO	64.320	0	-100,00	35.449	0	-100,00
BRAZIL	162.608	0	-100,00	105.383	0	-100,00
TRINIDAD AND TOBAGO	76.211	0	-100,00	56.089	0	-100,00
JAMAICA	313.046	100.807	-67,80	277.437	100.863	-63,64
PUERTO RICO	145.970	294.147	101,51	144.136	343.278	138,16
BELIZE	12.400	0	-100,00	12.400	0	-100,00
COSTA RICA	0	88.206	--	0	236.140	--
ANTIGUA AND BARBUDA	24.800	12.400	-50,00	27.776	15.128	-45,54
FRENCH POLYNESIA	0	75.212	--	0	65.534	--
MARTINIQUE	0	94	--	0	300	--
UNITED KINGDOM	17.319.964	16.141.231	-6,81	13.287.924	18.412.391	38,56
NETHERLANDS	19.761.801	18.653.412	-5,61	16.781.627	27.202.347	62,10

TABEL 5. PERKEMBANGAN EKSPOR INDONESIA MENURUT KOMODITI DAN NEGARA TUJUAN

JENIS BARANG	BERAT BERSIH (KG)		PERUB	NILAI FOB (US \$)		PERUB
	JAN-NOV 2006	JAN-NOV 2007	%	JAN-NOV 2006	JAN-NOV 2007	%
	(1)	(2)	(3)	(4)	(5)	(6)
FRANCE	2.228.589	3.796.156	70,34	1.847.787	4.347.266	135,27
GERMANY, FED. REP. OF	16.665.558	36.265.072	117,60	15.961.300	50.148.089	214,19
BELGIUM	28.873.189	27.950.577	-3,20	24.168.286	27.975.462	15,75
LUXEMBOURG	0	10.368	--	0	17.280	--
DENMARK	240.469	1.440.327	498,97	242.266	1.677.782	592,54
NORWAY	520.063	302.082	-41,91	472.309	403.063	-14,66
SWEDEN	570.102	1.365.893	139,59	477.892	1.348.159	182,11
FINLAND	0	126.868	--	0	196.586	--
IRELAND	0	189.035	--	0	248.745	--
ITALY	4.564.897	9.212.690	101,82	3.486.506	12.691.839	264,03
SPAIN	0	416.218	--	0	487.189	--
PORTUGAL	34.881	13.219	-62,10	47.354	25.584	-45,97
GREECE	11.145	539.660	4.742,17	7.574	866.836	11.344,89
ANDORRA	35.162	0	-100,00	23.106	0	-100,00
POLAND	0	3.551.586	--	0	5.738.404	--
ROMANIA	0	160.346	--	0	267.967	--
BULGARIA	0	71.142	--	0	144.540	--
UKRAINE	16.200	49.425	205,09	11.893	78.508	560,12
LATVIA	12.402	28.901	133,03	14.898	46.121	209,58
CROATIA	0	17.466	--	0	8.737	--
BOSNIA AND HERZEGOVINA	58.212	0	-100,00	47.332	0	-100,00
MALTA	23.268	41.212	77,12	18.430	49.498	168,57
SLOVAKIA	0	22.500	--	0	23.517	--
RUSSIA FEDERATION	45.030	2.352	-94,78	24.154	3.757	-84,45
<b>-KAYU GERGAJIAN</b>	<b>433.436.353</b>	<b>146.284.349</b>	<b>-66,25</b>	<b>374.203.478</b>	<b>138.745.409</b>	<b>-62,92</b>
JAPAN	91.991.704	35.840.976	-61,04	99.616.448	40.990.598	-58,85
HONG KONG	1.704.455	2.078.013	21,92	1.076.390	1.111.043	3,22
KOREA, DEMOCRATIC PEOPLE'S REI	41.921	0	-100,00	38.717	0	-100,00
KOREA, REPUBLIC OF	36.722.186	17.861.544	-51,36	28.182.258	13.799.448	-51,03
TAIWAN	89.296.326	18.296.494	-79,51	47.594.197	10.559.417	-77,81
CHINA	59.320.237	17.682.987	-70,19	27.335.686	9.276.064	-66,07
MACAU	7.234	0	-100,00	9.159	0	-100,00
THAILAND	464.266	75.543	-83,73	551.994	67.034	-87,86
SINGAPORE	7.052.501	2.492.216	-64,66	4.443.276	1.766.648	-60,24
PHILIPPINES	47.736	4.108	-91,39	48.260	7.263	-84,95
MALAYSIA	13.250.415	4.462.303	-66,32	8.153.312	2.862.387	-64,89
VIET NAM	10.381.041	4.999.214	-51,84	4.269.880	2.445.943	-42,72
INDIA	350.533	8.680	-97,52	228.389	15.592	-93,17
SRI LANKA	5.361	68.900	1.185,21	5.400	59.481	1.001,50
SAUDI ARABIA	697.828	2.094.788	200,19	608.020	1.907.208	213,68
KUWAIT	2.610.490	726.042	-72,19	2.293.641	642.179	-72,00
JORDAN	7.080.118	686.201	-90,31	6.334.496	675.810	-89,33
LEBANON	1.100.017	0	-100,00	765.310	0	-100,00
TURKEY	9.047	36.329	301,56	21.243	57.293	169,70
UNITED ARAB EMIRATES	248.768	81.448	-67,26	455.359	82.181	-81,95
QATAR	61.776	62.370	0,96	50.332	51.648	2,61
BAHRAIN	222.045	0	-100,00	152.358	0	-100,00
EGYPT	5.375.063	808.606	-84,96	3.608.961	733.879	-79,67
LIBYAN ARAB JAMAHIRIYA	646.662	0	-100,00	594.040	0	-100,00
ALGERIA	457.593	152.531	-66,67	437.589	148.530	-66,06
KENYA	21.196	0	-100,00	18.913	0	-100,00
REUNION	22.051	9.537	-56,75	29.903	13.003	-56,52
SOUTH AFRICA	3.048.292	1.378.466	-54,78	3.309.713	1.551.543	-53,12
MAURITIUS	733	19.703	2.587,99	327	12.214	3.635,17
AUSTRALIA	5.375.658	2.186.080	-59,33	5.456.501	2.793.176	-48,81
NEW ZEALAND	439.960	308.179	-29,95	278.793	171.335	-38,54
NAURU	20.645	0	-100,00	40.058	0	-100,00
NEW CALEDONIA	15.562	9.370	-39,79	10.441	14.509	38,96
TOKELAU	12.269	0	-100,00	8.256	0	-100,00
UNITED STATES	6.570.496	6.878.953	4,69	6.517.538	3.784.902	-41,93
CANADA	564.237	138.656	-75,43	570.215	122.171	-78,57
MEXICO	0	896	--	0	861	--
GUATEMALA	371.157	0	-100,00	160.833	0	-100,00
VENEZUELA	34.189	0	-100,00	26.342	0	-100,00
BRAZIL	44.113	0	-100,00	33.567	0	-100,00
TRINIDAD AND TOBAGO	0	307.014	--	0	131.172	--
COSTA RICA	0	23.163	--	0	64.221	--
FRENCH POLYNESIA	64.755	1.475	-97,72	46.554	2.823	-93,94
NETHERLANDS ANTILLES	48.964	6.251	-87,23	89.490	10.197	-88,61
TURKS AND CAICOS ISLANDS	0	19.646	--	0	13.576	--
GUADELOUPE	10.550	0	-100,00	16.182	0	-100,00
UNITED KINGDOM	1.519.806	1.372.649	-9,68	2.826.562	2.916.850	3,19
NETHERLANDS	25.032.274	9.269.252	-62,97	33.493.659	14.829.147	-55,73
FRANCE	2.128.512	1.017.634	-52,19	2.658.160	1.476.165	-44,47
GERMANY, FED. REP. OF	38.224.158	8.438.783	-77,92	54.787.293	14.048.558	-74,36
AUSTRIA	0	17.312	--	0	16.591	--
BELGIUM	5.596.614	964.551	-82,77	6.955.851	1.413.594	-79,68



TABEL 5. PERKEMBANGAN EKSPOR INDONESIA MENURUT KOMODITI DAN NEGARA TUJUAN

JENIS BARANG	BERAT BERSIH (KG)		PERUB	NILAI FOB (US \$)		PERUB
	JAN-NOV 2006	JAN-NOV 2007	%	JAN-NOV 2006	JAN-NOV 2007	%
	(1)	(2)	(3)	(4)	(5)	(6)
SWITZERLAND	11.913	0	-100,00	8.934	0	-100,00
LUXEMBOURG	22.142	0	-100,00	40.458	0	-100,00
DENMARK	725.647	202.415	-72,11	909.054	338.406	-62,77
NORWAY	25.500	15.439	-39,45	51.407	28.559	-44,45
SWEDEN	174.564	81.376	-53,38	167.617	108.973	-34,99
FINLAND	135.282	143.750	6,26	153.564	163.060	6,18
IRELAND	61.046	45.468	-25,52	183.886	66.278	-63,96
ITALY	9.087.291	2.503.821	-72,45	10.705.081	4.255.209	-60,25
SPAIN	342.633	356.201	3,96	515.239	463.408	-10,06
PORTUGAL	13.267	0	-100,00	19.681	0	-100,00
GREECE	473.535	151.373	-68,03	773.968	273.951	-64,60
POLAND	3.787.115	1.740.588	-54,04	6.212.260	2.217.368	-64,31
ROMANIA	23.172	32.824	41,65	38.170	53.851	41,08
AZERBAIJAN	0	2.190	--	0	3.113	--
UKRAINE	15.742	20.000	27,05	8.631	38.997	351,82
ESTONIA	0	5.924	--	0	5.425	--
SLOVENIA	104.402	80.063	-23,31	110.275	72.552	-34,21
RUSSIA FEDERATION	121.588	16.054	-86,80	95.387	10.005	-89,51
<b>-KAYU OLAHAN LAIN</b>	<b>1.802.712.727</b>	<b>1.571.783.919</b>	<b>-12,81</b>	<b>1.285.182.924</b>	<b>1.302.380.422</b>	<b>1,34</b>
JAPAN	312.866.599	152.783.337	-51,17	139.383.353	138.488.110	-0,64
HONG KONG	36.589.328	18.425.532	-49,64	21.055.306	17.020.980	-19,16
KOREA, DEMOCRATIC PEOPLE'S REI	14.009	3.025	-78,41	10.983	542	-95,07
KOREA, REPUBLIC OF	83.101.904	108.828.391	30,96	63.217.309	61.599.265	-2,56
TAIWAN	73.977.186	74.520.286	0,73	28.909.936	29.925.932	3,51
CHINA	500.339.534	425.036.299	-15,05	129.323.968	89.733.069	-30,61
MACAU	704	37.531	5.231,11	3.337	52.267	1.466,29
PAPUA NEW GUINEA	4.755	7.007	47,36	6.382	17.627	176,20
THAILAND	2.178.186	2.002.599	-8,06	1.688.454	1.618.065	-4,17
SINGAPORE	34.934.319	20.657.978	-40,87	23.782.209	17.896.619	-24,75
PHILIPPINES	14.845.579	8.838.447	-40,46	4.351.209	1.845.430	-57,59
MALAYSIA	41.112.565	25.485.056	-38,01	20.276.338	14.897.621	-26,53
CAMBODIA	27.942	4.319	-84,54	66.691	10.567	-84,16
BRUNEI DARUSSALAM	190.817	400.593	109,94	185.545	383.865	106,89
NEPAL	86	0	-100,00	1.065	0	-100,00
VIET NAM	25.181.301	24.106.265	-4,27	7.658.927	8.712.074	13,75
MALDIVES	518.487	668.498	28,93	1.882.345	1.669.411	-11,31
INDIA	10.143.215	3.703.381	-63,49	7.024.937	2.829.930	-59,72
PAKISTAN	2.260.355	852.363	-62,29	1.674.995	533.726	-68,14
BANGLADESH	46.037	64.477	40,05	10.325	59.733	478,53
SRI LANKA	358.612	295.056	-17,72	426.480	215.401	-49,49
AFGHANISTAN	22	0	-100,00	40	0	-100,00
IRAQ	0	336.632	--	0	166.138	--
IRAN (ISLAMIC REPUBLIC OF)	819.446	839.348	2,43	472.731	739.977	56,53
SAUDI ARABIA	32.496.487	20.631.925	-36,51	7.932.255	8.064.490	1,67
ISRAEL	0	958	--	0	1.916	--
KUWAIT	5.362.813	5.044.313	-5,94	1.768.609	2.278.722	28,84
JORDAN	861.688	2.518.795	192,31	453.059	907.540	100,31
LEBANON	118.995	172.359	44,85	227.144	257.192	13,23
YEMEN	3.056.029	4.520.170	47,91	838.889	1.606.898	91,55
OMAN	95.058	63.622	-33,07	76.086	31.107	-59,12
SYRIA ARAB REPUBLIC	10.355.819	16.315.972	57,55	1.394.673	3.064.047	119,70
TURKEY	4.024.704	6.832.439	69,76	5.068.022	8.697.227	71,61
UNITED ARAB EMIRATES	23.073.164	17.191.271	-25,49	9.109.534	9.357.157	2,72
QATAR	1.801.775	1.863.717	3,44	690.274	861.019	24,74
BAHRAIN	1.436.032	1.619.284	12,76	487.031	767.654	57,62
CYPRUS	256.673	300.814	17,20	384.438	556.040	44,64
EGYPT	10.513.827	26.734.358	154,28	1.660.759	6.171.049	271,58
LIBYAN ARAB JAMAHIRIYA	230.719	109.343	-52,61	191.058	144.861	-24,18
MOROCCO	33.878	142.560	320,80	62.285	220.077	253,34
TUNISIA	75.426	943.608	1.151,04	91.201	696.789	664,01
ALGERIA	1.259.845	253.932	-79,84	386.751	85.242	-77,96
SUDAN	47.335	12.512	-73,57	102.247	15.021	-85,31
ERITREA	0	14.137	--	0	24.004	--
NAMIBIA	4.149	3.729	-10,12	10.021	8.286	-17,31
ETHIOPIA	745	28.815	3.767,79	1.151	50.443	4.282,54
TANZANIA, UNITED REPUBLIC OF	2.106	15.101	617,05	6.926	30.485	340,15
MADAGASCAR	28.980	48.191	66,29	46.483	55.932	20,33
SOMALIA	16.157	9.016	-44,20	50.505	29.207	-42,17
KENYA	2.361	28.860	1.122,36	2.091	49.510	2.267,77
REUNION	420.206	679.293	61,66	544.227	848.657	55,94
MOZAMBIQUE	30.860	26.494	-14,15	16.020	15.657	-2,27
BOTSWANA	4.888	5.223	6,85	9.113	12.959	42,20
TOGO	8.400	9.240	10,00	14.280	17.160	20,17
GHANA	4.953	1.111	-77,57	6.065	2.570	-57,63
ANGOLA	0	8.142	--	0	7.326	--
CONGO	26	0	-100,00	472	0	-100,00
NIGERIA	7.120	64	-99,10	12.936	1.085	-91,61

TABEL 5. PERKEMBANGAN EKSPOR INDONESIA MENURUT KOMODITI DAN NEGARA TUJUAN

JENIS BARANG	BERAT BERSIH (KG)		PERUB	NILAI FOB (US \$)		PERUB	
	JAN-NOV 2006	JAN-NOV 2007	%	JAN-NOV 2006	JAN-NOV 2007	%	
	(1)	(2)	(3)	(4)	(5)	(6)	(7)
GABON		985	6.426	552,39	2.358	12.073	412,00
COTE D'IVOIRE	1.098	17.761	17.761	1.517,58	1.593	25.188	1.481,17
SENEGAL	4.226	16.551	16.551	291,65	8.425	16.167	91,89
MALI	0	560	560	--	0	1.116	--
BENIN	122	1.114	1.114	813,11	288	2.288	694,44
BURKINA FASO	0	1.114	1.114	--	0	2.288	--
GAMBIA	0	3.792	3.792	--	0	14.584	--
U.S. VIRGIN ISLANDS	9.700	16.105	16.105	66,03	22.469	31.836	41,69
SEYCHELLES	201.546	150.328	150.328	-25,41	362.788	468.454	29,13
UGANDA	0	257	257	--	0	1.273	--
SOUTH AFRICA	12.906.758	13.525.479	13.525.479	4,79	12.347.739	15.942.130	29,11
MAURITIUS	225.700	233.770	233.770	3,58	305.001	391.045	28,21
RWANDA	0	33.950	33.950	--	0	19.971	--
VIRGIN ISLANDS (BRITISH)	19.159	8.883	8.883	-53,64	15.749	30.139	91,37
AUSTRALIA	81.758.529	100.814.102	100.814.102	23,31	87.701.344	120.455.946	37,35
NEW ZEALAND	10.235.448	12.534.506	12.534.506	22,46	9.596.402	13.200.807	37,56
MICRONESIA, FEDERATED STATES C	3.074	904	904	-70,59	6.916	2.458	-64,46
GUAM	133.978	92.954	92.954	-30,62	311.891	271.401	-12,98
PALAU	5.687	2.451	2.451	-56,90	11.367	8.013	-29,51
NEW CALEDONIA	1.108.818	864.476	864.476	-22,04	1.073.824	1.338.282	24,63
NORTHERN MARIANA ISLANDS	32.113	7.850	7.850	-75,56	44.668	25.765	-42,32
SAINT VINCENT AND THE GRENADIN	24.187	35.871	35.871	48,31	15.986	32.712	104,63
VANUATU	60.233	43.506	43.506	-27,77	53.379	66.986	25,49
WALLIS AND FUTUNA ISLANDS	25.656	12.443	12.443	-51,50	34.148	21.373	-37,41
AMERICAN SAMOA	394	249	249	-36,80	336	199	-40,77
COOK ISLANDS	6.441	40.885	40.885	534,76	37.323	98.282	163,33
FIJI	127.293	148.019	148.019	16,28	260.834	240.932	-7,63
MARSHALL ISLANDS	466	2	2	-99,57	425	76	-82,12
SAMOA	785	1.427	1.427	81,78	3.897	3.246	-16,71
TONGA	527	437	437	-17,08	3.245	1.126	-65,30
CHRISTMAS ISLANDS	2.060	0	0	-100,00	5.669	0	-100,00
EAST TIMOR	26.191	56.090	56.090	114,16	46.470	82.143	76,77
UNITED STATES	108.193.250	98.455.514	98.455.514	-9,00	223.818.883	222.613.715	-0,54
CANADA	7.501.923	6.017.220	6.017.220	-19,79	13.088.663	11.561.763	-11,67
MEXICO	1.480.894	1.377.416	1.377.416	-6,99	3.604.973	3.351.929	-7,02
GUATEMALA	9.698	4.560	4.560	-52,98	24.979	24.956	-0,09
HONDURAS	12.371	37.808	37.808	205,62	7.977	35.396	343,73
NICARAGUA	2.633	1.403	1.403	-46,71	1.520	1.052	-30,79
PANAMA	125.286	44.398	44.398	-64,56	101.651	83.698	-17,66
CUBA	4.909	0	0	-100,00	2.319	0	-100,00
SURINAME	1.191	0	0	-100,00	6.058	0	-100,00
CHILE	379.819	379.322	379.322	-0,13	750.621	854.136	13,79
VENEZUELA	174.612	125.028	125.028	-28,40	245.232	257.949	5,19
ARGENTINA	173.304	332.489	332.489	91,85	253.911	634.148	149,75
BRAZIL	460.819	465.996	465.996	1,12	730.029	957.948	31,22
COLOMBIA	201.970	267.432	267.432	32,41	343.869	462.172	34,40
BOLIVIA	124	1.079	1.079	770,16	282	1.803	539,36
URUGUAY	31.184	32.011	32.011	2,65	81.198	89.178	9,83
ECUADOR	14.494	14.761	14.761	1,84	10.733	16.534	54,05
PERU	12.913	17.552	17.552	35,93	43.386	17.209	-60,34
GUYANA	2.295	0	0	-100,00	724	0	-100,00
TRINIDAD AND TOBAGO	2.104	15.098	15.098	617,59	2.810	18.458	556,87
BAHAMAS	38.286	48.503	48.503	26,69	59.030	138.092	133,94
JAMAICA	165.148	165.212	165.212	0,04	324.565	307.197	-5,35
PUERTO RICO	257.374	123.140	123.140	-52,16	570.416	382.547	-32,94
BELIZE	13.913	5.666	5.666	-59,28	36.172	17.527	-51,55
DOMINICAN REPUBLIC	211.067	146.585	146.585	-30,55	310.728	260.206	-16,26
EL SALVADOR	8.723	10.209	10.209	17,04	16.722	10.518	-37,10
COSTA RICA	198.335	191.707	191.707	-3,34	197.367	297.960	50,97
HAITI	839	0	0	-100,00	570	0	-100,00
BARBADOS	17.291	52.370	52.370	202,87	17.860	171.810	861,98
ANTIGUA AND BARBUDA	127.752	28.333	28.333	-77,82	356.601	75.857	-78,73
ANGUILLA	3.274	35.443	35.443	982,56	3.559	68.859	1.834,79
ARUBA	18.644	42.331	42.331	127,05	29.449	70.816	140,47
BERMUDA	4.794	16.403	16.403	242,16	32.240	42.557	32,00
CAYMAN ISLANDS	42	9.045	9.045	21.435,71	235	22.924	9.654,89
DOMINICA	11.213	2.642	2.642	-76,44	7.619	4.981	-34,62
FALKLAND ISLANDS (MALVINAS)	14.508	3.679	3.679	-74,64	16.646	4.803	-71,15
FRENCH GUIANA	27.432	22.669	22.669	-17,36	48.321	39.254	-18,76
FRENCH POLYNESIA	964.862	469.920	469.920	-51,30	989.115	766.139	-22,54
GRENADA	4.906	16.188	16.188	229,96	7.465	26.557	255,75
MARTINIQUE	47.658	50.896	50.896	6,79	91.906	123.037	33,87
NETHERLANDS ANTILLES	127.883	319.990	319.990	150,22	195.345	988.206	405,88
NORFOLK ISLANDS	3.049	0	0	-100,00	4.229	0	-100,00
SAINT LUCIA	67.048	3.461	3.461	-94,84	162.182	6.584	-95,94
TURKS AND CAICOS ISLANDS	727.599	768.561	768.561	5,63	676.084	926.466	37,03
GUADELOUPE	120.787	128.947	128.947	6,76	211.412	469.921	122,28
SAINT KITTS AND NEVIS	9.431	15.000	15.000	59,05	24.794	2.180	-91,21

TABEL 5. PERKEMBANGAN EKSPOR INDONESIA MENURUT KOMODITI DAN NEGARA TUJUAN

JENIS BARANG	BERAT BERSIH (KG)		PERUB	NILAI FOB (US \$)		PERUB
	JAN-NOV 2006	JAN-NOV 2007	%	JAN-NOV 2006	JAN-NOV 2007	%
	(1)	(2)	(3)	(4)	(5)	(6)
UNITED KINGDOM	39.665.792	34.916.367	-11,97	65.085.283	66.208.838	1,73
NETHERLANDS	99.695.587	73.493.633	-26,28	114.995.339	97.568.203	-15,15
FRANCE	23.951.463	22.731.136	-5,09	33.402.104	36.189.562	8,35
GERMANY, FED. REP. OF	57.187.286	47.228.770	-17,41	67.833.561	73.613.325	8,52
AUSTRIA	331.177	275.079	-16,94	907.605	759.832	-16,28
BELGIUM	46.206.057	103.726.159	124,49	44.719.243	61.616.820	37,79
SWITZERLAND	465.770	305.655	-34,38	844.949	842.605	-0,28
LUXEMBOURG	817	75.626	9.156,55	2.962	90.439	2.953,31
DENMARK	10.607.446	8.657.430	-18,38	15.425.087	13.833.256	-10,32
NORWAY	5.422.535	5.046.685	-6,93	10.876.743	10.324.616	-5,08
SWEDEN	2.197.119	2.299.925	4,68	3.818.270	4.305.579	12,76
FINLAND	2.377.133	2.504.832	5,37	3.642.737	4.568.468	25,41
IRELAND	3.509.063	3.061.007	-12,77	7.307.222	6.275.623	-14,12
ITALY	18.990.423	17.897.409	-5,76	32.283.315	34.898.049	8,10
SPAIN	8.651.055	11.105.201	28,37	15.861.719	21.087.157	32,94
PORTUGAL	2.544.317	2.759.624	8,46	4.631.657	5.333.298	15,15
ICELAND	24.588	30.129	22,54	29.281	59.639	103,68
MONTserrat	7.425	0	-100,00	28.463	0	-100,00
GREECE	2.265.911	2.818.399	24,38	3.123.698	3.808.261	21,92
VATICAN CITY STATE (HOLY SEE)	0	4.357	--	0	1.810	--
HUNGARY	281.318	256.990	-8,65	403.709	606.354	50,20
POLAND	8.101.571	11.692.824	44,33	8.591.480	14.762.923	71,83
ROMANIA	75.945	187.201	146,50	91.753	221.003	140,87
BULGARIA	250.039	530.585	112,20	337.191	812.306	140,90
YUGOSLAVIA	46.495	59.108	27,13	76.249	96.745	26,88
ALBANIA	3.584	7.449	107,84	3.010	4.900	62,79
AZERBAIJAN	0	116.086	--	0	162.659	--
BELARUS	2.292	4.786	108,81	8.105	15.369	89,62
KAZAKHSTAN	339.298	390.307	15,03	360.217	595.875	65,42
MOLDOVA, REPUBLIC OF	5.624	0	-100,00	4.194	0	-100,00
TAJIKISTAN	16.675	0	-100,00	10.661	0	-100,00
UKRAINE	894.162	1.284.845	43,69	1.182.453	1.885.537	59,46
UZBEKISTAN	487	0	-100,00	3.300	0	-100,00
LITHUANIA	664.906	116.228	-82,52	808.391	323.492	-59,98
LATVIA	547.855	719.855	31,40	648.844	937.552	44,50
ESTONIA	135.777	616.650	354,16	204.117	877.196	329,75
GEORGIA	735	71.313	9.602,45	3.470	101.114	2.813,95
CROATIA	679.103	561.388	-17,33	925.245	1.232.765	33,24
BOSNIA AND HERZEGOVINA	1.563	302.126	19.229,88	2.233	99.695	4.364,62
MALTA	38.018	110.285	190,09	56.624	185.923	228,35
SLOVAKIA	56.771	48.006	-15,44	82.690	94.563	14,36
SLOVENIA	335.089	253.088	-24,47	446.822	424.645	-4,96
CZECH REPUBLIC	364.298	429.247	17,83	670.557	1.327.249	97,93
FAEROE ISLANDS	0	20	--	0	280	--
RUSSIA FEDERATION	1.729.127	2.104.072	21,68	2.599.917	3.857.878	48,38
<b>-TIMAH</b>	<b>114.835.208</b>	<b>77.375.399</b>	<b>-32,62</b>	<b>863.894.403</b>	<b>1.013.139.394</b>	<b>17,28</b>
JAPAN	9.736.147	2.876.787	-70,45	67.233.182	36.268.313	-46,06
HONG KONG	2.192.437	320.389	-85,39	16.477.189	2.588.628	-84,29
KOREA, REPUBLIC OF	640.004	405.404	-36,66	4.842.796	5.361.247	10,71
TAIWAN	3.370.194	430.301	-87,23	19.893.182	3.546.632	-82,17
CHINA	1.117.659	449.908	-59,75	8.291.864	3.846.686	-53,61
THAILAND	13.329.321	32	-100,00	91.016.219	84	-100,00
SINGAPORE	76.700.174	69.082.804	-9,93	606.154.713	923.250.278	52,31
PHILIPPINES	37.315	0	-100,00	271.785	0	-100,00
MALAYSIA	4.528.599	1.832.861	-59,53	29.637.431	27.137.187	-8,44
VIET NAM	1.111.774	1.392	-99,87	8.309.808	3.375	-99,96
INDIA	349.576	588.259	68,28	2.553.348	438.258	-82,84
PAKISTAN	7.717	49.558	542,19	57.600	743.370	1.190,57
BANGLADESH	217.800	387.676	78,00	33.759	80.898	139,63
UNITED ARAB EMIRATES	619	0	-100,00	4.550	0	-100,00
AUSTRALIA	126.670	162.148	28,01	499.889	914.008	82,84
UNITED STATES	904.940	132.460	-85,36	6.244.170	321.586	-94,85
EL SALVADOR	100.000	0	-100,00	650.000	0	-100,00
UNITED KINGDOM	0	70.288	--	0	943.449	--
NETHERLANDS	50.681	101.273	99,82	299.526	1.519.081	407,16
FRANCE	0	413	--	0	270	--
GERMANY, FED. REP. OF	148.298	83.386	-43,77	312.898	249.294	-20,33
BELGIUM	0	400.000	--	0	5.920.000	--
SWITZERLAND	140.000	0	-100,00	910.000	0	-100,00
NORWAY	0	60	--	0	6.750	--
ITALY	25.283	0	-100,00	200.494	0	-100,00
<b>-ALUMINIUM</b>	<b>290.684.899</b>	<b>273.271.524</b>	<b>-5,99</b>	<b>787.172.150</b>	<b>809.752.770</b>	<b>2,87</b>
JAPAN	169.155.269	152.364.978	-9,93	408.373.138	405.944.374	-0,59
HONG KONG	2.596.221	1.471.942	-43,30	7.526.775	4.610.504	-38,75
KOREA, REPUBLIC OF	5.488.739	5.553.833	1,19	9.852.370	9.533.119	-3,24
TAIWAN	4.612.584	2.800.799	-39,28	13.381.415	10.105.266	-24,48

TABEL 5. PERKEMBANGAN EKSPOR INDONESIA MENURUT KOMODITI DAN NEGARA TUJUAN

JENIS BARANG	BERAT BERSIH (KG)		PERUB	NILAI FOB (US \$)		PERUB
	JAN-NOV 2006	JAN-NOV 2007	%	JAN-NOV 2006	JAN-NOV 2007	%
	(1)	(2)	(3)	(4)	(5)	(6)
CHINA	3.181.150	2.459.459	-22,69	8.287.244	8.499.971	2,57
MACAU	544	0	-100,00	9.713	0	-100,00
PAPUA NEW GUINEA	735.523	787.945	7,13	2.534.631	2.848.859	12,40
THAILAND	8.268.551	6.261.172	-24,28	27.950.528	23.932.363	-14,38
SINGAPORE	14.845.189	21.673.761	46,00	41.889.037	66.994.477	59,93
PHILIPPINES	9.487.803	10.577.960	11,49	29.526.035	35.017.537	18,60
MALAYSIA	13.828.972	12.503.449	-9,59	40.689.767	41.615.949	2,28
MYANMAR (FORM. BURMA)	52.885	180.875	242,02	216.361	617.892	185,58
CAMBODIA	40.000	0	-100,00	119.912	0	-100,00
BRUNEI DARUSSALAM	207.019	250.093	20,81	644.704	945.785	46,70
NEPAL	172.556	0	-100,00	494.878	0	-100,00
VIET NAM	924.923	1.225.298	32,48	4.307.802	5.195.927	20,62
MALDIVES	9.451	6.243	-33,94	36.292	13.225	-63,56
INDIA	1.042.175	1.250.220	19,96	3.892.803	4.780.139	22,79
PAKISTAN	98.947	108.260	9,41	338.998	403.107	18,91
BANGLADESH	201.394	280.038	39,05	820.002	1.027.591	25,32
SRI LANKA	214.665	200.147	-6,76	620.301	1.008.589	62,60
IRAQ	0	7.975	--	0	47.909	--
IRAN (ISLAMIC REPUBLIC OF)	18.582	31.172	67,75	57.103	108.172	89,43
SAUDI ARABIA	473.176	319.421	-32,49	1.428.229	1.027.343	-28,07
KUWAIT	26.478	25.046	-5,41	49.218	67.671	37,49
JORDAN	0	5.521	--	0	29.878	--
LEBANON	0	48.864	--	0	280.093	--
OMAN	0	4.235	--	0	27.502	--
TURKEY	40.659	229.368	464,13	172.015	915.172	432,03
UNITED ARAB EMIRATES	389.415	281.020	-27,84	1.530.493	1.453.445	-5,03
QATAR	116.579	252	-99,78	390.481	833	-99,79
CYPRUS	67.764	0	-100,00	119.015	0	-100,00
EGYPT	0	1.689.829	--	0	5.844.833	--
MOROCCO	63.335	1.131	-98,21	235.458	6.873	-97,08
TUNISIA	8.926	0	-100,00	32.352	0	-100,00
SUDAN	1.759.842	22.813	-98,70	7.487.847	114.323	-98,47
NAMIBIA	0	1.138	--	0	4.031	--
ETHIOPIA	5.578.398	0	-100,00	15.519.894	0	-100,00
TANZANIA, UNITED REPUBLIC OF	3.414	0	-100,00	25.181	0	-100,00
MADAGASCAR	25.766	75.000	191,08	83.868	242.608	189,27
KENYA	0	3.243	--	0	7.371	--
REUNION	16.308	33.251	103,89	46.629	115.424	147,54
MOZAMBIQUE	0	3.056	--	0	19.082	--
TOGO	25.946	0	-100,00	72.861	0	-100,00
GHANA	19.381	10.395	-46,36	108.518	55.347	-49,00
ANGOLA	0	195	--	0	187	--
NIGERIA	10.594	1.011.454	9.447,42	122.651	1.441.023	1.074,90
COTE D'IVOIRE	157.998	60.320	-61,82	805.767	298.480	-62,96
SENEGAL	27.809	46.667	67,81	86.668	124.438	43,58
GUINEA BISSAU	86	0	-100,00	327	0	-100,00
U.S. VIRGIN ISLANDS	0	20	--	0	34	--
SEYCHELLES	16.923	156	-99,08	72.464	86	-99,88
UGANDA	0	455.050	--	0	1.643.000	--
SOUTH AFRICA	110.723	265.298	139,61	410.225	1.300.722	217,08
ZAMBIA	0	1.109	--	0	6.493	--
MALAWI	0	22.324	--	0	125.456	--
MAURITIUS	632.591	723.723	14,41	1.853.689	2.497.214	34,72
AUSTRALIA	3.620.724	5.062.036	39,81	11.239.255	18.691.229	66,30
NEW ZEALAND	498.381	1.031.837	107,04	1.705.324	3.464.472	103,16
GUAM	0	2	--	0	3	--
PALAU	1	121	12.000,00	12	117	875,00
NEW CALEDONIA	351.374	323.119	-8,04	977.919	1.029.119	5,24
VANUATU	305	5.366	1.659,34	352	40.548	11.419,32
WALLIS AND FUTUNA ISLANDS	449	0	-100,00	433	0	-100,00
COOK ISLANDS	40	44	10,00	236	516	118,64
FIJI	153.772	278.026	80,80	387.045	849.507	119,49
SOLOMON ISLANDS	495	0	-100,00	351	0	-100,00
EAST TIMOR	1.228	15	-98,78	1.291	42	-96,75
UNITED STATES	36.033.777	35.639.376	-1,09	120.669.361	121.669.826	0,83
CANADA	2.013.941	2.539.669	26,10	6.855.646	9.620.100	40,32
MEXICO	7.144	812	-88,63	41.802	1.587	-96,20
GUATEMALA	0	1.964	--	0	11.397	--
HONDURAS	0	274	--	0	1.597	--
PANAMA	0	913	--	0	9.716	--
CHILE	56.013	50.631	-9,61	300.385	319.421	6,34
VENEZUELA	13	20	53,85	22	157	613,64
ARGENTINA	501	71	-85,83	6.113	70	-98,85
BRAZIL	8.513	3.306	-61,17	38.526	17.475	-54,64
COLOMBIA	17.665	0	-100,00	55.115	0	-100,00
URUGUAY	35	0	-100,00	48	0	-100,00
ECUADOR	0	56	--	0	148	--
PERU	940	21	-97,77	7.748	142	-98,17

TABEL 5. PERKEMBANGAN EKSPOR INDONESIA MENURUT KOMODITI DAN NEGARA TUJUAN

JENIS BARANG	BERAT BERSIH (KG)		PERUB	NILAI FOB (US \$)		PERUB
	JAN-NOV 2006	JAN-NOV 2007	%	JAN-NOV 2006	JAN-NOV 2007	%
	(1)	(2)	(3)	(4)	(5)	(6)
JAMAICA	0	1.357	--	0	112	--
PUERTO RICO	85.008	55.562	-34,64	255.366	174.494	-31,67
DOMINICAN REPUBLIC	8.938	3.765	-57,88	33.258	36.330	9,24
EL SALVADOR	12.889	433	-96,64	40.168	2.559	-93,63
COSTA RICA	9	1.131	12.466,67	2	5.291	264.450,00
HAITI	63.897	0	-100,00	334.904	0	-100,00
ANTIGUA AND BARBUDA	8	152	1.800,00	159	200	25,79
ANGUILLA	0	3	--	0	15	--
FRENCH POLYNESIA	170	1.340	688,24	1.765	1.658	-6,06
MARTINIQUE	0	151	--	0	92	--
NETHERLANDS ANTILLES	21	9	-57,14	14	294	2.000,00
SAINT LUCIA	32	0	-100,00	537	0	-100,00
GUADELOUPE	8.434	86	-98,98	18.560	125	-99,33
UNITED KINGDOM	826.706	766.762	-7,25	3.907.845	3.917.366	0,24
NETHERLANDS	144.469	104.536	-27,64	785.089	687.437	-12,44
FRANCE	255.656	388.707	52,04	1.484.048	2.259.957	52,28
GERMANY, FED. REP. OF	54.203	599.932	1.006,82	258.299	1.259.936	387,78
AUSTRIA	1.203	8.236	584,62	7.550	44.132	484,53
BELGIUM	606.065	135.929	-77,57	1.803.860	790.937	-56,15
SWITZERLAND	9.707	1.452	-85,04	18.176	15.719	-13,52
DENMARK	6.564	106.032	1.515,36	61.710	337.720	447,27
NORWAY	0	2.443	--	0	15.659	--
SWEDEN	31.968	85.795	168,38	133.117	222.584	67,21
FINLAND	16.925	0	-100,00	102.126	0	-100,00
IRELAND	662	104	-84,29	3.673	63	-98,28
ITALY	186.560	377.880	102,55	1.014.298	1.823.636	79,79
SPAIN	54.554	216.906	297,60	261.837	824.550	214,91
PORTUGAL	2.728	5.756	111,00	14.412	33.820	134,67
GREECE	7.807	21.784	179,03	24.258	125.436	417,09
DEMOCRATIC REPUBLIC OF THE CO	0	14.359	--	0	55.351	--
HUNGARY	1.973	10.365	425,34	58.672	66.987	14,17
POLAND	0	11.856	--	0	63.633	--
ROMANIA	4.526	6.955	53,67	25.655	31.818	24,02
BULGARIA	2.481	234	-90,57	13.008	425	-96,73
YUGOSLAVIA	1	3.196	319.500,00	1	49.333	4.933.200,00
UKRAINE	6.208	6.208	0,00	32.849	35.001	6,55
LITHUANIA	49	0	-100,00	286	0	-100,00
CROATIA	15.179	8.572	-43,53	70.631	50.054	-29,13
MALTA	2.332	452	-80,62	13.014	1.364	-89,52
SLOVAKIA	3	3	0,00	435	435	0,00
SLOVENIA	10.601	0	-100,00	37.494	0	-100,00
CZECH REPUBLIC	35.755	43.333	21,19	169.084	152.250	-9,96
RUSSIA FEDERATION	700.044	6.551	-99,06	1.675.347	39.091	-97,67
<b>-NIKEL</b>	<b>81.322.598</b>	<b>112.064.041</b>	<b>37,80</b>	<b>1.006.469.238</b>	<b>2.233.599.948</b>	<b>121,92</b>
JAPAN	81.133.586	85.532.275	5,42	1.004.450.238	2.006.902.661	99,80
HONG KONG	0	29.124	--	0	119.424	--
KOREA, REPUBLIC OF	2.443	4.997.319	204.456,65	68.857	45.720.021	66.298,51
TAIWAN	0	2.970.197	--	0	29.077.039	--
CHINA	40.910	16.654	-59,29	156.865	70.854	-54,83
THAILAND	0	1	--	0	1.280	--
SINGAPORE	91.971	214.094	132,78	1.251.427	3.444.182	175,22
PHILIPPINES	330	1.138	244,85	8.188	15.771	92,61
MALAYSIA	501	9.399	1.776,05	13.368	65.760	391,92
VIET NAM	213	205	-3,76	4.601	1.250	-72,83
INDIA	3.895	40	-98,97	9.697	235	-97,58
PAKISTAN	2.201	958	-56,47	94.315	56.640	-39,95
BANGLADESH	0	92	--	0	5.520	--
SAUDI ARABIA	75	0	-100,00	20	0	-100,00
OMAN	0	581.454	--	0	3.474.471	--
AUSTRALIA	132	1	-99,24	330	1	-99,70
UNITED STATES	17.965	7.674	-57,28	102.762	893	-99,13
CANADA	18.672	0	-100,00	135.545	0	-100,00
UNITED KINGDOM	2.278	5.233	129,72	24.351	55.804	129,17
NETHERLANDS	7.418	8.197.068	110.402,40	144.475	85.277.511	58.925,79
GERMANY, FED. REP. OF	8	1.990	24.775,00	4.199	457	-89,12
BELGIUM	0	34.361	--	0	117.000	--
SWITZERLAND	0	9.448.224	--	0	58.956.855	--
SWEDEN	0	16.540	--	0	236.319	--
<b>-BESI/BAJA</b>	<b>2.097.924.799</b>	<b>1.962.924.862</b>	<b>-6,43</b>	<b>1.915.840.015</b>	<b>2.012.094.642</b>	<b>5,02</b>
JAPAN	80.845.037	95.956.703	18,69	113.083.537	167.364.328	48,00
HONG KONG	18.372.611	12.753.111	-30,59	32.458.853	25.820.681	-20,45
KOREA, DEMOCRATIC PEOPLE'S REI	0	4.145	--	0	32.625	--
KOREA, REPUBLIC OF	45.962.480	35.175.457	-23,47	110.962.317	82.827.954	-25,35
TAIWAN	66.416.769	15.992.565	-75,92	71.313.150	53.647.524	-24,77
CHINA	122.932.365	169.871.031	38,18	104.144.798	49.495.023	-52,47
MACAU	50	48	-4,00	32	820	2.462,50

TABEL 5. PERKEMBANGAN EKSPOR INDONESIA MENURUT KOMODITI DAN NEGARA TUJUAN

JENIS BARANG	BERAT BERSIH (KG)		PERUB	NILAI FOB (US \$)		PERUB
	JAN-NOV 2006	JAN-NOV 2007	%	JAN-NOV 2006	JAN-NOV 2007	%
	(1)	(2)	(3)	(4)	(5)	(6)
PAPUA NEW GUINEA	5.747.494	9.452.657	64,47	7.352.220	11.439.952	55,60
THAILAND	41.157.009	26.070.432	-36,66	48.942.150	48.915.174	-0,06
SINGAPORE	353.422.882	421.837.644	19,36	333.190.194	459.691.174	37,97
PHILIPPINES	74.386.925	14.261.694	-80,83	34.969.176	18.719.594	-46,47
MALAYSIA	164.690.446	221.014.254	34,20	143.920.512	164.381.204	14,22
MYANMAR (FORM. BURMA)	3.434.723	2.026.543	-41,00	3.757.667	1.920.764	-48,88
CAMBODIA	5.001.378	103	-100,00	2.294.652	1.156	-99,95
BRUNEI DARUSSALAM	959.984	1.807.122	88,25	1.831.328	1.094.908	-40,21
LAO PEOPLE'S DEMOCRATIC REPUB	0	30.371	--	0	263.231	--
VIET NAM	100.980.716	117.603.557	16,46	87.036.316	118.628.018	36,30
MALDIVES	231.150	747.923	223,57	444.324	1.129.449	154,19
INDIA	112.636.491	113.959.377	1,17	67.534.329	102.015.891	51,06
PAKISTAN	17.641.504	10.288.180	-41,68	11.010.009	8.984.874	-18,39
BANGLADESH	9.759.489	9.610.811	-1,52	6.007.841	6.428.802	7,01
SRI LANKA	15.117.673	19.262.130	27,41	7.969.542	12.946.080	62,44
IRAN (ISLAMIC REPUBLIC OF)	53.148.964	65.588.879	23,41	33.196.059	46.338.400	39,59
SAUDI ARABIA	46.503.278	29.018.852	-37,60	34.578.879	25.797.432	-25,40
KUWAIT	12.706.933	13.090.578	3,02	8.336.599	22.950.197	175,29
JORDAN	94.750	296	-99,69	101.038	726	-99,28
LEBANON	26.881	29.095	8,24	64.025	88.933	38,90
YEMEN	5.758.580	9.067.471	57,46	5.624.114	11.982.356	113,05
OMAN	107.179	264.384	146,68	441.096	937.675	112,58
SYRIA ARAB REPUBLIC	1.729.260	2.889.896	67,12	3.582.952	6.348.490	77,19
TURKEY	1.426.286	2.817.275	97,53	2.039.624	3.358.637	64,67
UNITED ARAB EMIRATES	81.669.791	83.375.162	2,09	53.607.923	69.008.928	28,73
QATAR	20.262.038	17.171.957	-15,25	35.049.734	50.592.945	44,35
BAHRAIN	7.209.028	3.582.498	-50,31	3.621.092	2.630.504	-27,36
CYPRUS	175.120	43.352	-75,24	303.438	86.278	-71,57
EGYPT	6.903.413	5.889.368	-14,69	10.131.538	9.249.743	-8,70
LIBYAN ARAB JAMAHIRIYA	521.286	232.635	-55,37	1.362.559	760.526	-44,18
MOROCCO	10.874	2.346	-78,43	45.681	4.736	-89,63
TUNISIA	0	1.713	--	0	5.333	--
ALGERIA	2.903.455	9.247.596	218,50	5.844.145	6.794.568	16,26
SUDAN	19.851	473.973	2.287,65	16.283	301.849	1.753,77
NAMIBIA	0	508	--	0	1.381	--
ETHIOPIA	0	271	--	0	4.564	--
TANZANIA, UNITED REPUBLIC OF	99.995	147.089	47,10	49.260	140.528	185,28
MADAGASCAR	1.087.298	2.608.981	139,95	733.042	2.332.358	218,18
KENYA	855.885	236.465	-72,37	998.720	219.599	-78,01
REUNION	24.143	41.471	71,77	48.694	63.190	29,77
MOZAMBIQUE	275	2.508	812,00	132	5.357	3.958,33
TOGO	12.742	1	-99,99	46.794	2	-100,00
GHANA	558.640	555.909	-0,49	2.343.156	1.253.612	-46,50
GUINEA	543.587	0	-100,00	159.025	0	-100,00
ANGOLA	368.273	1.225.614	232,80	1.156.312	2.257.104	95,20
CONGO	641.689	4.535.801	606,85	1.120.702	3.302.282	194,66
CAMEROON	49.079	50.010	1,90	93.975	199.361	112,14
NIGERIA	1.820.934	4.130.789	126,85	2.552.996	2.998.904	17,47
GABON	14.973	14.715	-1,72	29.099	24.560	-15,60
COTE D'IVOIRE	29.949	31.955	6,70	48.963	26.909	-45,04
SENEGAL	2.753	934	-66,07	3.991	526	-86,82
MAURITANIA	48.151	37.891	-21,31	67.472	70.508	4,50
BENIN	101.201	63.410	-37,34	194.052	75.133	-61,28
GAMBIA	0	1.184	--	0	7.125	--
U.S. VIRGIN ISLANDS	244	634	159,84	837	1.822	117,68
SEYCHELLES	1.574.913	2.664	-99,83	1.380.855	6.601	-99,52
UGANDA	19	0	-100,00	171	0	-100,00
DJIBOUTI	4.355	333.141	7.549,62	3.685	370.218	9.946,62
SAINT HELENA	0	86	--	0	548	--
SOUTH AFRICA	2.362.352	1.435.888	-39,22	1.964.004	1.476.805	-24,81
ZIMBABWE	40	0	-100,00	150	0	-100,00
ZAMBIA	0	744.629	--	0	2.073.542	--
COMOROS	0	6.139	--	0	1.229	--
MAURITIUS	4.555.733	4.903.755	7,64	6.620.847	6.957.582	5,09
AUSTRALIA	88.649.643	93.768.734	5,77	63.288.643	73.131.357	15,55
NEW ZEALAND	9.355.552	6.162.384	-34,13	6.030.296	4.665.075	-22,64
MICRONESIA, FEDERATED STATES C	6	3.045	50.650,00	15	7.575	50.400,00
GUAM	31.473	60.743	93,00	13.772	22.285	61,81
PALAU	217	1.818	737,79	815	1.822	123,56
NEW CALEDONIA	48.451	9.082.316	18.645,36	66.767	325.207	387,08
NORTHERN MARIANA ISLANDS	355	101	-71,55	887	2.177	145,43
SAINT VINCENT AND THE GRENADIN	332	253	-23,80	364	399	9,62
VANUATU	14.874	5.525	-62,85	11.260	7.027	-37,59
WALLIS AND FUTUNA ISLANDS	353	1.942	450,14	503	3.683	632,21
COOK ISLANDS	792	2.906	266,92	6.614	5.393	-18,46
FIJI	91.303	687.485	652,97	89.726	918.941	924,16
MARSHALL ISLANDS	2.873	0	-100,00	7.020	0	-100,00
SAMOA	0	1.501	--	0	4.551	--

TABEL 5. PERKEMBANGAN EKSPOR INDONESIA MENURUT KOMODITI DAN NEGARA TUJUAN

JENIS BARANG	BERAT BERSIH (KG)		PERUB	NILAI FOB (US \$)		PERUB
	JAN-NOV 2006	JAN-NOV 2007	%	JAN-NOV 2006	JAN-NOV 2007	%
	(1)	(2)	(3)	(4)	(5)	(6)
SOLOMON ISLANDS	26.590	24.069	-9,48	33.050	39.278	18,84
TUVALU	0	96	--	0	354	--
CHRISTMAS ISLANDS	200	0	-100,00	200	0	-100,00
EAST TIMOR	641.257	36.335	-94,33	475.860	14.146	-97,03
UNITED STATES	86.321.182	53.551.001	-37,96	105.875.967	102.417.285	-3,27
CANADA	57.522.156	1.028.384	-98,21	34.675.103	4.164.941	-87,99
MEXICO	164.812	521.994	216,72	520.077	1.359.620	161,43
GUATEMALA	161.813	103.963	-35,75	326.124	215.205	-34,01
HONDURAS	0	104	--	0	613	--
NICARAGUA	597	51	-91,46	258	39	-84,88
PANAMA	4.933	6.697	35,76	29.496	8.025	-72,79
CUBA	73.700	0	-100,00	70.000	0	-100,00
SURINAME	27.651	14.377	-48,01	44.379	8.330	-81,23
CHILE	32.631	149.991	359,66	186.540	277.379	48,70
VENEZUELA	114.023	71.656	-37,16	271.266	160.459	-40,85
ARGENTINA	280.736	530.767	89,06	1.407.468	2.256.970	60,36
BRAZIL	360.029	705.799	96,04	1.605.911	2.383.392	48,41
COLOMBIA	2.635	48.839	1.753,47	3.553	166.493	4.585,98
BOLIVIA	0	3.647	--	0	46.876	--
URUGUAY	518	42.787	8.160,04	970	183.944	18.863,30
ECUADOR	20.894	127.166	508,62	66.819	420.992	530,05
PERU	51.160	326.186	537,58	155.395	705.486	354,00
BAHAMAS	55	0	-100,00	230	0	-100,00
JAMAICA	25.462	4.589	-81,98	20.717	5.716	-72,41
PUERTO RICO	786	36.297	4.517,94	82.633	199.617	141,57
BELIZE	1.467	8	-99,45	1.544	71	-95,40
DOMINICAN REPUBLIC	10.254	5.311	-48,21	9.582	4.152	-56,67
EL SALVADOR	0	1.012	--	0	1.597	--
COSTA RICA	9.965	9.226	-7,42	8.508	14.317	68,28
BARBADOS	611	88	-85,60	2.031	163	-91,97
ANTIGUA AND BARBUDA	5.320	114	-97,86	2.378	218	-90,83
ANGUILLA	2	5.715	285.650,00	60	17.283	28.705,00
ARUBA	0	1.104	--	0	1.796	--
BERMUDA	11	15	36,36	346	207	-40,17
CAYMAN ISLANDS	2	0	-100,00	6	0	-100,00
FALKLAND ISLANDS (MALVINAS)	43	0	-100,00	163	0	-100,00
FRENCH GUIANA	671	3.554	429,66	779	4.865	524,52
FRENCH POLYNESIA	28.220	51.047	80,89	58.741	65.849	12,10
GRENADA	321	22	-93,15	1.142	112	-90,19
MARTINIQUE	1.613	4.425	174,33	5.310	7.043	32,64
NETHERLANDS ANTILLES	5.496	5.370	-2,29	34.528	13.210	-61,74
SAINT LUCIA	817	0	-100,00	636	0	-100,00
TURKS AND CAICOS ISLANDS	412	0	-100,00	1.267	0	-100,00
GUADELOUPE	4.486	11.488	156,09	5.153	32.022	521,42
SAINT KITTS AND NEVIS	174	10	-94,25	291	82	-71,82
UNITED KINGDOM	25.420.090	32.326.281	27,17	17.806.463	21.628.957	21,47
NETHERLANDS	136.802.725	79.132.572	-42,16	95.800.943	58.915.850	-38,50
FRANCE	1.108.620	1.914.245	72,67	3.821.268	6.057.664	58,52
GERMANY, FED. REP. OF	23.021.396	44.095.149	91,54	18.352.204	33.356.795	81,76
AUSTRIA	1.670	9.156	448,26	3.943	19.081	383,92
BELGIUM	36.290.757	32.890.339	-9,37	25.826.606	26.561.530	2,85
SWITZERLAND	13.544.587	4.183.875	-69,11	55.467.027	2.805.292	-94,94
LUXEMBOURG	83	47	-43,37	994	145	-85,41
DENMARK	16.442.610	15.869.063	-3,49	9.197.721	10.057.307	9,35
NORWAY	191.097	6.581	-96,56	376.656	85.201	-77,38
SWEDEN	65.274	87.849	34,58	241.346	443.677	83,83
FINLAND	35.791	60.179	68,14	174.233	330.847	89,89
IRELAND	3.082	25.515	727,87	4.030	35.405	778,54
ITALY	24.009.726	10.500.775	-56,26	17.577.664	26.794.035	52,43
SPAIN	31.030.180	6.376.607	-79,45	19.789.321	6.107.254	-69,14
PORTUGAL	42.871.899	143.394	-99,67	22.618.311	687.279	-96,96
ICELAND	39.857	392	-99,02	254.642	1.014	-99,60
GREECE	158.792	183.385	15,49	285.236	932.741	227,01
VATICAN CITY STATE (HOLY SEE)	0	152	--	0	130	--
ANDORRA	0	146.863	--	0	522.340	--
DEMOCRATIC REPUBLIC OF THE CO	0	1.888	--	0	8.183	--
HUNGARY	30.627	4.260	-86,09	138.383	8.042	-94,19
POLAND	4.975.071	39.055	-99,21	2.611.353	193.644	-92,58
ROMANIA	351	111.590	31.692,02	4.737	163.872	3.359,40
BULGARIA	2.063	4.780	131,70	4.514	11.293	150,18
YUGOSLAVIA	1.161	530	-54,35	2.516	862	-65,74
AZERBAIJAN	626.595	820.790	30,99	1.307.176	1.363.757	4,33
KAZAKHSTAN	300	1	-99,67	3.617	60	-98,34
KYRGYZSTAN	0	128	--	0	8.227	--
UKRAINE	11.870	23.382	96,98	46.427	41.074	-11,53
LITHUANIA	101	42.384	41.864,36	370	100.056	26.942,16
LATVIA	0	10	--	0	360	--
ESTONIA	103.533	59.109	-42,91	517.081	212.098	-58,98

TABEL 5. PERKEMBANGAN EKSPOR INDONESIA MENURUT KOMODITI DAN NEGARA TUJUAN

JENIS BARANG	BERAT BERSIH (KG)		PERUB	NILAI FOB (US \$)		PERUB
	JAN-NOV 2006	JAN-NOV 2007	%	JAN-NOV 2006	JAN-NOV 2007	%
	(1)	(2)	(3)	(4)	(5)	(6)
GEORGIA	67	87.958	131.180,60	322	66.971	20.698,45
CROATIA	126	13.508	10.620,63	461	216.810	46.930,37
BOSNIA AND HERZEGOVINA	0	8.945	--	0	26.063	--
MALTA	500.248	4.655.335	830,61	300.441	2.538.638	744,97
SLOVAKIA	3.063	628	-79,50	14.168	22.971	62,13
SLOVENIA	19.131	7.811	-59,17	53.551	20.495	-61,73
CZECH REPUBLIC	13.595	11.947	-12,12	99.791	57.353	-42,53
RUSSIA FEDERATION	867.366	240.721	-72,25	1.848.676	538.798	-70,85
<b>-TEMBAGA</b>	<b>278.212.165</b>	<b>310.067.806</b>	<b>11,45</b>	<b>1.830.884.856</b>	<b>2.542.628.017</b>	<b>38,87</b>
JAPAN	19.757.133	26.050.174	31,85	240.121.779	566.370.656	135,87
HONG KONG	11.990.031	10.180.975	-15,09	69.008.854	62.803.111	-8,99
KOREA, REPUBLIC OF	6.244.910	5.316.209	-14,87	131.928.633	146.364.668	10,94
TAIWAN	23.604.611	29.915.383	26,74	139.757.285	198.432.609	41,98
CHINA	70.601.208	61.188.047	-13,33	327.074.895	305.875.334	-6,48
PAPUA NEW GUINEA	336	0	-100,00	415	0	-100,00
THAILAND	40.866.652	46.257.600	13,19	263.909.079	329.845.922	24,98
SINGAPORE	18.416.504	17.913.448	-2,73	106.478.187	129.482.816	21,61
PHILIPPINES	18.809.858	15.493.623	-17,63	124.572.424	117.819.598	-5,42
MALAYSIA	58.037.498	83.301.598	43,53	367.100.932	585.918.127	59,61
MYANMAR (FORM. BURMA)	0	1.794	--	0	14.062	--
CAMBODIA	0	30	--	0	550	--
BRUNEI DARUSSALAM	13.815	16.491	19,37	14.364	2.670	-81,41
LAO PEOPLE'S DEMOCRATIC REPUB	0	1.440	--	0	89.700	--
VIET NAM	6.902.383	10.967.846	58,90	45.123.088	79.835.877	76,93
MALDIVES	6.838	1.414	-79,32	26.702	15.461	-42,10
INDIA	307.072	444.988	44,91	2.208.499	3.398.526	53,88
PAKISTAN	0	284	--	0	3.016	--
BANGLADESH	165.751	452.476	172,99	975.310	3.510.785	259,97
SRI LANKA	168	81	-51,79	984	800	-18,70
IRAN (ISLAMIC REPUBLIC OF)	0	1.524	--	0	21.810	--
SAUDI ARABIA	84	0	-100,00	760	0	-100,00
JORDAN	50	0	-100,00	125	0	-100,00
LEBANON	102	713	599,02	105	1.109	956,19
TURKEY	192	442	130,21	331	515	55,59
UNITED ARAB EMIRATES	6.861	2.104	-69,33	36.167	5.552	-84,65
QATAR	0	478	--	0	506	--
BAHRAIN	11	0	-100,00	33	0	-100,00
CYPRUS	127	0	-100,00	196	0	-100,00
EGYPT	268	0	-100,00	570	0	-100,00
MADAGASCAR	471.836	275.000	-41,72	216.889	133.750	-38,33
KENYA	64	0	-100,00	72	0	-100,00
REUNION	371	105	-71,70	335	334	-0,30
SENEGAL	0	120	--	0	4.984	--
SEYCHELLES	116	0	-100,00	718	0	-100,00
SOUTH AFRICA	4.550	6.578	44,57	6.258	20.369	225,49
MAURITIUS	82	213	159,76	920	355	-61,41
VIRGIN ISLANDS (BRITISH)	81	0	-100,00	377	0	-100,00
AUSTRALIA	159.009	98.225	-38,23	157.905	517.115	227,48
NEW ZEALAND	7.643	36.444	376,83	13.049	2.759	-78,86
GUAM	258	0	-100,00	254	0	-100,00
NEW CALEDONIA	229	36	-84,28	354	133	-62,43
VANUATU	0	869	--	0	982	--
FIJI	1.982	1.036	-47,73	4.486	5.836	30,09
TUVALU	0	99.164	--	0	794.586	--
EAST TIMOR	17	0	-100,00	1.033	0	-100,00
UNITED STATES	1.279.289	1.245.178	-2,67	9.592.677	8.796.251	-8,30
CANADA	42.558	70.146	64,82	316.701	640.262	102,17
MEXICO	54	908	1.581,48	104	4.142	3.882,69
CHILE	12	0	-100,00	59	0	-100,00
VENEZUELA	120	4	-96,67	310	119	-61,61
ARGENTINA	0	429	--	0	653	--
BRAZIL	16.052	37.183	131,64	76.962	169.862	120,71
COLOMBIA	4.887	91	-98,14	38.352	123	-99,68
BOLIVIA	2.402	64	-97,34	30.322	697	-97,70
ECUADOR	0	7.148	--	0	17.092	--
BAHAMAS	0	140	--	0	3.475	--
DOMINICAN REPUBLIC	3.598	137	-96,19	5.060	235	-95,36
COSTA RICA	0	132	--	0	283	--
ANTIGUA AND BARBUDA	0	33	--	0	1.591	--
ANGUILLA	1	78	7.700,00	30	236	686,67
FRENCH POLYNESIA	647	0	-100,00	4.234	0	-100,00
SAINT LUCIA	38	0	-100,00	661	0	-100,00
GUADELOUPE	163	0	-100,00	294	0	-100,00
UNITED KINGDOM	182.663	160.656	-12,05	248.571	422.765	70,08
NETHERLANDS	131.845	76.857	-41,71	317.681	236.105	-25,68
FRANCE	13.893	4.182	-69,90	177.787	24.537	-86,20
GERMANY, FED. REP. OF	71.305	32.184	-54,86	252.432	159.812	-36,69



TABEL 5. PERKEMBANGAN EKSPOR INDONESIA MENURUT KOMODITI DAN NEGARA TUJUAN

JENIS BARANG	BERAT BERSIH (KG)		PERUB	NILAI FOB (US \$)		PERUB
	JAN-NOV 2006	JAN-NOV 2007	%	JAN-NOV 2006	JAN-NOV 2007	%
	(1)	(2)	(3)	(4)	(5)	(6)
AUSTRIA	331	0	-100,00	1.830	0	-100,00
BELGIUM	15.982	52.457	228,23	342.587	403.695	17,84
SWITZERLAND	1.032	504	-51,16	3.311	1.355	-59,08
DENMARK	614	2.021	229,15	1.278	8.925	598,36
SWEDEN	5.673	67.635	1.092,23	4.919	196.379	3.892,25
FINLAND	204	181	-11,27	390	1.840	371,79
ITALY	2.951	25.276	756,52	4.685	39.155	735,75
SPAIN	7.322	6.056	-17,29	14.601	24.782	69,73
PORTUGAL	0	760	--	0	1.713	--
GREECE	811	1.194	47,23	1.172	3.684	214,33
DEMOCRATIC REPUBLIC OF THE CO	0	25.173	--	0	97.030	--
HUNGARY	35.887	0	-100,00	647.820	0	-100,00
POLAND	956	295	-69,14	2.159	987	-54,28
UKRAINE	1.905	0	-100,00	8.603	0	-100,00
CROATIA	69	4	-94,20	195	39	-80,00
MALTA	47	290	517,02	95	360	278,95
SLOVAKIA	9.458	2.243	-76,28	39.384	38.237	-2,91
CZECH REPUBLIC	695	221.215	31.729,50	7.223	36.613	406,89
<b>-SENG</b>	<b>4.548.570</b>	<b>4.892.624</b>	<b>7,56</b>	<b>7.621.326</b>	<b>10.113.082</b>	<b>32,69</b>
JAPAN	2.052.704	2.376.077	15,75	3.169.643	5.472.976	72,67
HONG KONG	19.000	0	-100,00	19.000	0	-100,00
KOREA, REPUBLIC OF	217.010	0	-100,00	373.440	0	-100,00
TAIWAN	142.849	316.302	121,42	101.735	201.058	97,63
CHINA	473.245	498.726	5,38	897.807	305.233	-66,00
THAILAND	100.582	416.001	313,59	265.427	1.251.258	371,41
SINGAPORE	477.737	424.017	-11,24	788.503	841.100	6,67
PHILIPPINES	158.946	143.181	-9,92	304.331	300.968	-1,11
MALAYSIA	306.094	77.663	-74,63	599.158	200.354	-66,56
BRUNEI DARUSSALAM	85	1.693	1.891,76	1.011	6.112	504,55
VIET NAM	62.307	124.876	100,42	170.184	452.680	165,99
INDIA	40.000	395.392	888,48	90.100	896.739	895,27
SRI LANKA	137.928	53.741	-61,04	231.967	88.046	-62,04
LEBANON	4.483	0	-100,00	11.267	0	-100,00
TURKEY	130	0	-100,00	70	0	-100,00
EGYPT	0	1	--	0	1	--
REUNION	735	0	-100,00	6.077	0	-100,00
CAMEROON	0	508	--	0	600	--
NIGERIA	95.390	40.000	-58,07	118.015	40.000	-66,11
MALI	118	0	-100,00	502	0	-100,00
GAMBIA	0	619	--	0	435	--
AUSTRALIA	68.625	17.035	-75,18	99.391	45.189	-54,53
AMERICAN SAMOA	0	3.373	--	0	5.715	--
EAST TIMOR	183.109	330	-99,82	323.556	294	-99,91
UNITED STATES	59	1	-98,31	811	4	-99,51
BRAZIL	6.437	0	-100,00	44.006	0	-100,00
JAMAICA	0	2.677	--	0	220	--
UNITED KINGDOM	851	253	-70,27	4.683	3.610	-22,91
FRANCE	0	158	--	0	490	--
GERMANY, FED. REP. OF	20	0	-100,00	100	0	-100,00
BELGIUM	119	0	-100,00	183	0	-100,00
RUSSIA FEDERATION	7	0	-100,00	359	0	-100,00
<b>-LOGAM TIDAK MULIA LAIN</b>	<b>62.380.538</b>	<b>340.445.188</b>	<b>445,76</b>	<b>157.414.413</b>	<b>191.979.049</b>	<b>21,96</b>
JAPAN	8.921.125	63.857.977	615,81	33.892.221	31.544.205	-6,93
HONG KONG	1.114.800	1.360.265	22,02	3.656.975	4.469.758	22,23
KOREA, DEMOCRATIC PEOPLE'S REI	0	55	--	0	10	--
KOREA, REPUBLIC OF	371.723	257.769	-30,66	905.895	969.893	7,06
TAIWAN	229.036	170.912	-25,38	478.378	554.415	15,89
CHINA	770.810	65.361.942	8.379,64	2.296.205	5.590.042	143,45
MONGOLIA	233	217	-6,87	19.706	14.846	-24,66
MACAU	0	2.291	--	0	17.383	--
PAPUA NEW GUINEA	941.212	1.082.618	15,02	2.349.063	2.787.693	18,67
THAILAND	2.738.879	2.603.299	-4,95	12.333.264	15.627.243	26,71
SINGAPORE	16.031.505	21.903.163	36,63	28.971.219	35.163.097	21,37
PHILIPPINES	9.318.087	79.929.183	757,79	2.965.773	6.388.968	115,42
MALAYSIA	2.794.989	3.224.757	15,38	9.692.271	12.876.102	32,85
MYANMAR (FORM. BURMA)	17.215	15.189	-11,77	36.425	38.087	4,56
CAMBODIA	5.298	24.876	369,54	22.559	20.936	-7,19
BRUNEI DARUSSALAM	49.906	49.456	-0,90	180.570	271.982	50,62
LAO PEOPLE'S DEMOCRATIC REPUB	440	1.955	344,32	9.267	24.520	164,59
VIET NAM	710.719	1.671.896	135,24	2.502.829	6.536.479	161,16
MALDIVES	34.901	39.997	14,60	58.961	66.642	13,03
INDIA	574.005	641.414	11,74	1.331.589	1.848.600	38,83
PAKISTAN	197.966	221.358	11,82	762.587	808.287	5,99
BANGLADESH	52.113	21.554	-58,64	183.127	78.730	-57,01
SRI LANKA	64.548	76.649	18,75	159.107	206.008	29,48
AFGHANISTAN	40.279	0	-100,00	153.943	0	-100,00

TABEL 5. PERKEMBANGAN EKSPOR INDONESIA MENURUT KOMODITI DAN NEGARA TUJUAN

JENIS BARANG	BERAT BERSIH (KG)		PERUB	NILAI FOB (US \$)		PERUB
	JAN-NOV 2006	JAN-NOV 2007	%	JAN-NOV 2006	JAN-NOV 2007	%
	(1)	(2)	(3)	(4)	(5)	(6)
IRAQ	0	39.998	--	0	39.600	--
IRAN (ISLAMIC REPUBLIC OF)	97.460	106.446	9,22	191.865	339.780	77,09
SAUDI ARABIA	545.694	945.925	73,34	646.819	1.038.101	60,49
KUWAIT	330.157	86.131	-73,91	312.411	144.589	-53,72
JORDAN	9.756	22.664	132,31	15.273	91.728	500,59
LEBANON	33.628	125.218	272,36	68.029	144.525	112,45
YEMEN	1.077	41.306	3.735,28	8.710	87.131	900,36
OMAN	57.734	87.637	51,79	57.542	103.995	80,73
SYRIA ARAB REPUBLIC	135.417	198.015	46,23	94.831	471.446	397,14
TURKEY	63.291	37.377	-40,94	365.054	246.296	-32,53
UNITED ARAB EMIRATES	1.215.169	1.598.421	31,54	1.612.151	2.235.289	38,65
QATAR	160.658	87.363	-45,62	174.050	180.231	3,55
BAHRAIN	3.071	703	-77,11	9.241	1.582	-82,88
CYPRUS	51.745	37.733	-27,08	38.746	47.969	23,80
EGYPT	28.707	90.356	214,75	126.631	194.740	53,79
LIBYAN ARAB JAMAHIRIYA	20.000	38.355	91,78	19.870	39.286	97,72
MOROCCO	18.709	53.803	187,58	61.033	53.867	-11,74
TUNISIA	467	1.724	269,16	429	53.522	12.375,99
ALGERIA	3.950	40.000	912,66	5.825	40.040	587,38
SUDAN	0	626	--	0	3.300	--
NAMIBIA	119	0	-100,00	396	0	-100,00
ETHIOPIA	40	4.619	11.447,50	66	5.320	7.960,61
TANZANIA, UNITED REPUBLIC OF	12.998	29.149	124,26	57.140	89.901	57,33
MADAGASCAR	20.941	63.910	205,19	19.228	52.133	171,13
KENYA	67.236	151.127	124,77	163.522	478.742	192,77
REUNION	4.330	7.218	66,70	5.789	8.416	45,38
BOTSWANA	11	144	1.209,09	22	360	1.536,36
TOGO	8.704	0	-100,00	20.105	0	-100,00
GHANA	45.386	18.560	-59,11	50.580	25.215	-50,15
LIBERIA	0	2.545	--	0	45.864	--
GUINEA	16.229	0	-100,00	9.130	0	-100,00
ANGOLA	2.047	58.974	2.781,00	1.275	38.942	2.954,27
CONGO	0	227	--	0	10.845	--
CAMEROON	13.616	182	-98,66	27.807	8.876	-68,08
NIGERIA	915.302	768.664	-16,02	2.093.336	1.930.367	-7,79
SIERRA LEONE	0	2.790	--	0	11.076	--
COTE D'IVOIRE	24.048	0	-100,00	293.567	0	-100,00
SENEGAL	0	156	--	0	1.123	--
MAURITANIA	406	0	-100,00	400	0	-100,00
BENIN	186.772	180.213	-3,51	149.387	133.445	-10,67
SEYCHELLES	30.950	1.449	-95,32	130.852	2.694	-97,94
UGANDA	790	10.626	1.245,06	1.986	29.967	1.408,91
NIGER	0	17.520	--	0	36.060	--
SAO TOME AND PRINCIPE	0	521	--	0	800	--
SOUTH AFRICA	311.407	464.358	49,12	803.900	805.676	0,22
ZIMBABWE	64	0	-100,00	239	0	-100,00
COMOROS	0	159	--	0	885	--
MAURITIUS	12.435	10.422	-16,19	18.326	48.015	162,00
AUSTRALIA	1.633.145	2.381.505	45,82	7.308.738	11.886.157	62,63
NEW ZEALAND	244.106	334.770	37,14	705.459	612.749	-13,14
GUAM	1.567	1.754	11,93	7.077	9.447	33,49
NEW CALEDONIA	54.033	89.505	65,65	125.397	316.198	152,16
NORTHERN MARIANA ISLANDS	64	309	382,81	73	465	536,99
SAINT VINCENT AND THE GRENADIN	17	58	241,18	21	135	542,86
VANUATU	4.829	4.110	-14,89	2.253	12.276	444,87
WALLIS AND FUTUNA ISLANDS	2.954	0	-100,00	2.841	0	-100,00
AMERICAN SAMOA	0	525	--	0	192	--
COOK ISLANDS	1.552	1.021	-34,21	6.062	815	-86,56
FIJI	16.803	19.939	18,66	73.304	117.173	59,85
SAMOA	0	4.927	--	0	17.335	--
SOLOMON ISLANDS	21	0	-100,00	22	0	-100,00
TONGA	6.496	0	-100,00	4.906	0	-100,00
TOKELAU	15.749	0	-100,00	15.200	0	-100,00
EAST TIMOR	39.158	12.311	-68,56	15.932	18.969	19,06
UNITED STATES	2.495.492	2.242.253	-10,15	15.335.049	16.068.563	4,78
CANADA	334.026	255.108	-23,63	1.956.536	2.127.258	8,73
MEXICO	34.911	13.136	-62,37	283.034	102.600	-63,75
GUATEMALA	365	0	-100,00	348	0	-100,00
HONDURAS	295	5	-98,31	802	10	-98,75
PANAMA	38.583	38.668	0,22	151.120	137.997	-8,68
SURINAME	0	5.765	--	0	17.022	--
CHILE	65.411	20.832	-68,15	354.010	145.475	-58,91
VENEZUELA	10.133	18.431	81,89	38.731	39.168	1,13
ARGENTINA	57.728	46.224	-19,93	304.861	308.788	1,29
BRAZIL	39.263	20.103	-48,80	174.462	136.610	-21,70
COLOMBIA	1.079	7.230	570,06	1.168	78.006	6.578,60
BOLIVIA	0	1.809	--	0	23.669	--
URUGUAY	599	2.984	398,16	3.162	9.909	213,38

TABEL 5. PERKEMBANGAN EKSPOR INDONESIA MENURUT KOMODITI DAN NEGARA TUJUAN

JENIS BARANG	BERAT BERSIH (KG)		PERUB	NILAI FOB (US \$)		PERUB	
	JAN-NOV 2006	JAN-NOV 2007	%	JAN-NOV 2006	JAN-NOV 2007	%	
	(1)	(2)	(3)	(4)	(5)	(6)	(7)
ECUADOR		3.874	1.085	-71,99	14.530	5.749	-60,43
PERU		0	1.424	--	0	561	--
GUYANA		16.420	0	-100,00	33.664	0	-100,00
TRINIDAD AND TOBAGO		110	8.690	7.800,00	313	18.682	5.868,69
BAHAMAS		3.110	219	-92,96	6.974	894	-87,18
JAMAICA		16.360	18.732	14,50	34.256	35.199	2,75
PUERTO RICO		740	232	-68,65	2.433	576	-76,33
BELIZE		135	7	-94,81	421	10	-97,62
DOMINICAN REPUBLIC		6.712	5.240	-21,93	10.857	10.962	0,97
EL SALVADOR		32	1.463	4.471,88	67	6.272	9.261,19
COSTA RICA		10.065	8.863	-11,94	10.539	9.291	-11,84
HAITI		332.775	0	-100,00	186.354	0	-100,00
BARBADOS		12.627	22.224	76,00	23.796	43.217	81,61
ANTIGUA AND BARBUDA		498	1.126	126,10	1.636	8.244	403,91
ANGUILLA		176	4.251	2.315,34	201	4.625	2.201,00
ARUBA		3.297	791	-76,01	4.955	1.238	-75,02
BERMUDA		407	228	-43,98	2.650	1.289	-51,36
CAYMAN ISLANDS		0	1.511	--	0	9.218	--
DOMINICA		0	37	--	0	70	--
FRENCH GUIANA		716	725	1,26	1.617	1.447	-10,51
FRENCH POLYNESIA		5.331	16.643	212,19	7.319	19.445	165,68
GRENADA		2.254	3.042	34,96	3.086	5.563	80,27
MARTINIQUE		0	2.960	--	0	8.529	--
NETHERLANDS ANTILLES		6.166	6.512	5,61	5.305	31.371	491,35
SAINT LUCIA		145	4.352	2.901,38	472	7.436	1.475,42
TURKS AND CAICOS ISLANDS		337	276	-18,10	1.037	968	-6,65
GUADELOUPE		2.184	3.648	67,03	3.557	4.563	28,28
SAINT KITTS AND NEVIS		246	27	-89,02	349	377	8,02
UNITED KINGDOM		2.049.335	81.127.004	3.858,70	4.481.661	6.999.080	56,17
NETHERLANDS		474.962	332.259	-30,05	2.158.735	2.123.723	-1,62
FRANCE		717.362	583.038	-18,72	1.461.696	1.196.242	-18,16
GERMANY, FED. REP. OF		749.720	1.031.845	37,63	4.523.952	5.103.127	12,80
AUSTRIA		10.722	9.371	-12,60	49.557	59.044	19,14
BELGIUM		338.296	329.514	-2,60	780.780	803.991	2,97
SWITZERLAND		15.971	22.575	41,35	119.913	246.832	105,84
DENMARK		91.529	88.680	-3,11	182.239	171.532	-5,88
NORWAY		54.605	28.624	-47,58	194.462	137.379	-29,35
SWEDEN		223.781	169.505	-24,25	646.629	814.684	25,99
FINLAND		29.724	7.095	-76,13	184.079	60.514	-67,13
IRELAND		644.294	153.744	-76,14	1.304.193	222.111	-82,97
ITALY		1.390.703	1.246.116	-10,40	1.800.549	1.689.559	-6,16
SPAIN		468.617	1.485.209	216,93	1.031.220	4.138.532	301,32
PORTUGAL		4.171	20.216	384,68	7.214	30.887	328,15
GREECE		73.968	92.067	24,47	216.579	145.511	-32,81
HUNGARY		14.182	9.907	-30,14	34.063	18.020	-47,10
POLAND		47.052	3.296	-92,99	140.868	43.240	-69,30
ROMANIA		184	8.205	4.359,24	15.739	29.024	84,41
BULGARIA		6.549	1.812	-72,33	23.570	4.591	-80,52
YUGOSLAVIA		3.263	12	-99,63	8.242	28	-99,66
AZERBAIJAN		490	0	-100,00	42.068	0	-100,00
KAZAKHSTAN		0	32	--	0	46	--
UKRAINE		121	43.264	35.655,37	132	82.753	62.591,67
LITHUANIA		70	0	-100,00	42	0	-100,00
ESTONIA		568	23.697	4.072,01	484	42.539	8.689,05
GEORGIA		0	8.676	--	0	38.750	--
CROATIA		2.706	2.122	-21,58	11.512	11.819	2,67
MALTA		1.786	21.282	1.091,60	4.472	27.853	522,83
SLOVAKIA		646	1.044	61,61	3.507	5.352	52,61
SLOVENIA		6.334	0	-100,00	5.203	0	-100,00
CZECH REPUBLIC		3.316	2.526	-23,82	6.363	9.318	46,44
RUSSIA FEDERATION		2.105	2.735	29,93	130.237	74.521	-42,78
<b>-PAKAIAN JADI</b>		<b>365.604.931</b>	<b>366.164.418</b>	<b>0,15</b>	<b>5.097.426.425</b>	<b>5.219.851.828</b>	<b>2,40</b>
JAPAN		9.938.798	8.658.806	-12,88	125.074.545	113.104.006	-9,57
HONG KONG		1.166.613	593.689	-49,11	13.325.259	9.759.215	-26,76
KOREA, DEMOCRATIC PEOPLE'S REI		1.918	1.250	-34,83	46.998	12.135	-74,18
KOREA, REPUBLIC OF		1.527.360	1.125.298	-26,32	20.478.010	17.907.336	-12,55
TAIWAN		764.671	358.401	-53,13	7.167.539	5.464.295	-23,76
CHINA		1.079.624	1.027.308	-4,85	10.476.774	14.338.576	36,86
MACAU		504	161	-68,06	13.142	7.276	-44,64
PAPUA NEW GUINEA		498.511	493.853	-0,93	1.723.870	1.991.174	15,51
THAILAND		806.731	717.293	-11,09	7.440.309	6.769.405	-9,02
SINGAPORE		8.370.984	7.122.280	-14,92	61.240.894	68.169.996	11,31
PHILIPPINES		499.933	345.489	-30,89	4.750.518	3.525.190	-25,79
MALAYSIA		9.768.355	9.290.058	-4,90	32.168.356	45.334.704	40,93
MYANMAR (FORM. BURMA)		9.112	10.266	12,66	67.042	90.951	35,66
CAMBODIA		3.479	159.112	4.473,50	25.586	759.856	2.869,81
BRUNEI DARUSSALAM		272.710	244.032	-10,52	1.851.340	1.547.423	-16,42

TABEL 5. PERKEMBANGAN EKSPOR INDONESIA MENURUT KOMODITI DAN NEGARA TUJUAN

JENIS BARANG	BERAT BERSIH (KG)		PERUB	NILAI FOB (US \$)		PERUB
	JAN-NOV 2006	JAN-NOV 2007	%	JAN-NOV 2006	JAN-NOV 2007	%
	(1)	(2)	(3)	(4)	(5)	(6)
LAO PEOPLE'S DEMOCRATIC REPUB	5.999	8	-99,87	27.992	143	-99,49
NEPAL	78.977	40.008	-49,34	752.847	387.592	-48,52
VIET NAM	82.854	195.257	135,66	451.855	1.483.590	228,33
MALDIVES	51.424	88.131	71,38	308.671	393.724	27,55
INDIA	69.829	252.440	261,51	736.535	1.636.021	122,12
PAKISTAN	210.954	266.394	26,28	1.442.287	1.980.085	37,29
BANGLADESH	8.762	11.215	28,00	58.997	48.042	-18,57
SRI LANKA	1.574.333	1.491.878	-5,24	8.941.944	8.440.681	-5,61
AFGHANISTAN	9.188	17.820	93,95	51.600	76.070	47,42
IRAQ	32.161	0	-100,00	199.344	0	-100,00
IRAN (ISLAMIC REPUBLIC OF)	56.645	56.069	-1,02	417.097	492.464	18,07
SAUDI ARABIA	5.641.886	6.422.937	13,84	45.993.845	57.046.571	24,03
KUWAIT	312.937	330.870	5,73	2.684.376	3.521.644	31,19
JORDAN	2.149	1.297	-39,65	44.010	45.515	3,42
LEBANON	14.160	13.564	-4,21	429.941	363.605	-15,43
PALESTINA	330	0	-100,00	10.001	0	-100,00
YEMEN	494.224	638.679	29,23	4.210.809	4.757.393	12,98
OMAN	2.874	14.219	394,75	18.997	160.037	742,43
SYRIA ARAB REPUBLIC	2.852	8.560	200,14	17.545	31.578	79,98
TURKEY	391.633	442.903	13,09	7.682.258	7.911.809	2,99
UNITED ARAB EMIRATES	9.134.182	9.617.347	5,29	96.954.112	110.763.909	14,24
QATAR	9.805	7.769	-20,76	180.904	171.764	-5,05
BAHRAIN	43.246	84.560	95,53	297.205	479.783	61,43
CYPRUS	10.690	13.090	22,45	138.695	153.885	10,95
EGYPT	638.835	728.965	14,11	6.403.650	7.877.966	23,02
LIBYAN ARAB JAMAHIRIYA	102.242	159.811	56,31	395.286	572.293	44,78
MOROCCO	38.052	7.770	-79,58	472.519	152.427	-67,74
TUNISIA	13.877	31.888	129,79	73.651	41.291	-43,94
ALGERIA	171.490	125.310	-26,93	1.846.516	1.455.386	-21,18
SUDAN	1.616.945	1.273.908	-21,22	20.264.018	12.410.655	-38,76
ERITREA	38	1.926	4.968,42	2.420	9.191	279,79
NAMIBIA	3.567	90	-97,48	37.952	178	-99,53
ETHIOPIA	356.033	218.301	-38,69	4.565.535	1.934.501	-57,63
TANZANIA, UNITED REPUBLIC OF	1.114.518	2.267.517	103,45	1.076.725	1.204.320	11,85
MADAGASCAR	108.718	132.100	21,51	267.422	125.704	-52,99
SOMALIA	113.195	68.070	-39,86	1.193.897	254.338	-78,70
KENYA	948.202	871.780	-8,06	2.096.163	2.356.514	12,42
REUNION	67.069	43.130	-35,69	373.997	166.904	-55,37
MOZAMBIQUE	197.954	410.428	107,34	358.091	535.134	49,44
BOTSWANA	146	0	-100,00	275	0	-100,00
EQUATORIAL GUINEA	130.332	24.333	-81,33	207.052	31.663	-84,71
TOGO	5.962.022	8.089.385	35,68	10.277.395	12.178.936	18,50
GHANA	815.005	414.745	-49,11	1.174.860	550.048	-53,18
LIBERIA	115.779	92.438	-20,16	125.160	135.275	8,08
GUINEA	1.529.274	1.211.268	-20,79	1.713.448	1.404.243	-18,05
ANGOLA	782.629	1.185.570	51,49	812.340	96.700	-88,10
CONGO	522.526	371.996	-28,81	731.423	496.008	-32,19
CAMEROON	966.408	608.238	-37,06	1.277.988	863.048	-32,47
NIGERIA	565.755	295.930	-47,69	1.110.973	1.503.258	35,31
GABON	63.889	92.487	44,76	82.200	59.619	-27,47
COTE D'IVOIRE	246.394	102.846	-58,26	669.363	404.790	-39,53
SENEGAL	1.780.655	2.345.748	31,74	1.850.431	2.112.734	14,18
MAURITANIA	199.262	146.827	-26,31	1.493.768	471.939	-68,41
MALI	144.000	77.960	-45,86	217.776	479.370	120,12
BENIN	2.590.661	2.326.570	-10,19	14.388.376	10.250.286	-28,76
BURKINA FASO	12.000	0	-100,00	19.584	0	-100,00
GAMBIA	281.698	330.486	17,32	414.659	379.482	-8,48
U.S. VIRGIN ISLANDS	2.688	2.810	4,54	4.755	8.798	85,03
SEYCHELLES	7.982	13.176	65,07	41.723	76.293	82,86
UGANDA	163.037	92.985	-42,97	1.058.631	310.634	-70,66
CENTRAL AFRICAN REPUBLIC	76	0	-100,00	10.519	0	-100,00
NIGER	902.160	227.449	-74,79	6.445.591	1.580.328	-75,48
DJIBOUTI	453.475	111.468	-75,42	1.678.986	678.116	-59,61
SAO TOME AND PRINCIPE	13.372	6.099	-54,39	9.669	10.800	11,70
SWAZILAND	210	0	-100,00	6.924	0	-100,00
SOUTH AFRICA	648.359	1.621.396	150,08	7.080.353	11.316.495	59,83
ZIMBABWE	21.526	31.894	48,17	93.271	245.228	162,92
ZAMBIA	28.317	0	-100,00	95.906	0	-100,00
MALAWI	6.135	21.238	246,18	7.330	8.990	22,65
COMOROS	721	394	-45,35	1.789	2.180	21,86
BURUNDI	12.074	0	-100,00	76.173	0	-100,00
MAURITIUS	103.601	140.184	35,31	477.345	654.876	37,19
VIRGIN ISLANDS (BRITISH)	464	13.080	2.718,97	4.626	176.152	3.707,87
AUSTRALIA	2.046.054	1.925.923	-5,87	38.856.816	35.096.898	-9,68
NEW ZEALAND	281.235	233.189	-17,08	4.193.518	3.231.840	-22,93
MICRONESIA, FEDERATED STATES C	8.605	981	-88,60	24.791	7.298	-70,56
GUAM	4.268	4.011	-6,02	66.825	51.027	-23,64
PALAU	650	1.901	192,46	8.668	2.512	-71,02

TABEL 5. PERKEMBANGAN EKSPOR INDONESIA MENURUT KOMODITI DAN NEGARA TUJUAN

JENIS BARANG	BERAT BERSIH (KG)		PERUB	NILAI FOB (US \$)		PERUB
	JAN-NOV 2006	JAN-NOV 2007	%	JAN-NOV 2006	JAN-NOV 2007	%
	(1)	(2)	(3)	(4)	(5)	(6)
NEW CALEDONIA	79.950	70.626	-11,66	741.618	684.600	-7,69
NORTHERN MARIANA ISLANDS	3.194	5.900	84,72	55.258	34.656	-37,28
SAINT VINCENT AND THE GRENADIN	870	136	-84,37	1.178	2.293	94,65
VANUATU	6.982	35.609	410,01	17.218	54.842	218,52
WALLIS AND FUTUNA ISLANDS	1.007	8.301	724,33	1.903	15.864	733,63
BRITISH INDIAN OCEAN TERRITORY	0	1.040	--	0	10.400	--
AMERICAN SAMOA	7.120	4.316	-39,38	60.978	21.479	-64,78
COOK ISLANDS	2.956	11.810	299,53	24.122	21.956	-8,98
FIJI	149.513	140.888	-5,77	971.410	1.036.492	6,70
KIRIBATI	4.722	0	-100,00	6.500	0	-100,00
SAMOA	14.799	0	-100,00	90.470	0	-100,00
SOLOMON ISLANDS	3.071	3.840	25,04	8.001	10.104	26,28
TONGA	22.427	40.578	80,93	67.896	39.442	-41,91
TUVALU	2.958	2.277	-23,02	24.897	5.129	-79,40
CHRISTMAS ISLANDS	0	582	--	0	5.964	--
EAST TIMOR	46.412	2.802	-93,96	54.633	55.318	1,25
UNITED STATES	194.937.831	205.168.238	5,25	3.102.341.136	3.230.707.278	4,14
CANADA	5.424.740	5.515.877	1,68	100.617.281	103.597.595	2,96
MEXICO	1.918.281	2.424.993	26,41	29.364.679	35.689.631	21,54
GUATEMALA	0	251	--	0	3.778	--
HONDURAS	1.107	0	-100,00	3.007	0	-100,00
NICARAGUA	235	0	-100,00	102	0	-100,00
PANAMA	1.876.226	1.590.661	-15,22	14.998.978	14.293.089	-4,71
CUBA	2.408	17	-99,29	1.105	126	-88,60
SURINAME	31.754	17.643	-44,44	150.690	93.527	-37,93
CHILE	227.450	232.521	2,23	3.558.247	3.641.468	2,34
VENEZUELA	243.443	58.833	-75,83	1.129.082	543.555	-51,86
ARGENTINA	120.025	217.503	81,21	2.156.133	4.184.373	94,07
BRAZIL	887.517	1.121.390	26,35	4.176.147	7.304.173	74,90
COLOMBIA	103.075	26.050	-74,73	1.142.790	351.513	-69,24
BOLIVIA	150	56	-62,67	5.279	2.556	-51,58
URUGUAY	18.986	33.961	78,87	281.961	633.907	124,82
PARAGUAY	539	483	-10,39	26.885	9.682	-63,99
ECUADOR	12.565	27.387	117,96	240.213	355.402	47,95
PERU	27.758	21.565	-22,31	379.484	419.485	10,54
GUYANA	0	12.750	--	0	34.003	--
TRINIDAD AND TOBAGO	60	1.800	2.900,00	278	19.008	6.737,41
BAHAMAS	8.718	3.772	-56,73	23.213	14.650	-36,89
JAMAICA	7.133	7.832	9,80	100.635	47.880	-52,42
PUERTO RICO	256.154	238.170	-7,02	3.173.099	2.722.334	-14,21
BELIZE	30.881	24.416	-20,94	254.575	212.775	-16,42
DOMINICAN REPUBLIC	20.794	19.805	-4,76	104.399	106.614	2,12
EL SALVADOR	1.332	21	-98,42	9.137	847	-90,73
COSTA RICA	35.456	48.655	37,23	151.409	228.054	50,62
HAITI	2.993	16.017	435,15	20.780	25.700	23,68
BARBADOS	617	97	-84,28	12.041	5.028	-58,24
ANTIGUA AND BARBUDA	5.828	2.614	-55,15	36.388	19.121	-47,45
ANGUILLA	1.106	1	-99,91	2.552	1	-99,96
ARUBA	0	215	--	0	4.789	--
BERMUDA	3.070	16.711	444,33	45.556	56.852	24,80
CAPE VERDE	0	217	--	0	120	--
CAYMAN ISLANDS	0	233	--	0	5.406	--
DOMINICA	136	0	-100,00	174	0	-100,00
FRENCH GUIANA	1.656	7.112	329,47	6.202	42.428	584,10
FRENCH POLYNESIA	92.064	126.117	36,99	482.440	545.434	13,06
GRENADA	20	0	-100,00	74	0	-100,00
MARTINIQUE	16.742	24.515	46,43	61.435	115.024	87,23
NETHERLANDS ANTILLES	300.018	212.109	-29,30	2.475.763	1.719.905	-30,53
NORFOLK ISLANDS	24.697	0	-100,00	337.180	0	-100,00
SAINT LUCIA	4.431	129	-97,09	8.652	6.758	-21,89
SAN MARINO	359	0	-100,00	4.920	0	-100,00
TURKS AND CAICOS ISLANDS	307	0	-100,00	1.120	0	-100,00
GUADELOUPE	15.325	39.776	159,55	76.571	139.859	82,65
SAINT KITTS AND NEVIS	6.416	806	-87,44	9.440	14.155	49,95
UNITED KINGDOM	22.336.892	17.590.706	-21,25	312.323.670	289.432.466	-7,33
NETHERLANDS	6.323.962	5.213.831	-17,55	108.836.316	97.357.819	-10,55
FRANCE	7.574.065	6.258.622	-17,37	118.946.715	101.047.261	-15,05
GERMANY, FED. REP. OF	23.361.309	22.609.012	-3,22	380.276.788	392.443.933	3,20
AUSTRIA	368.616	288.732	-21,67	6.849.457	5.672.433	-17,18
BELGIUM	6.209.535	6.390.997	2,92	111.925.586	126.061.825	12,63
SWITZERLAND	789.908	771.806	-2,29	12.050.685	12.755.023	5,84
LUXEMBOURG	2.074	838	-59,59	33.213	3.347	-89,92
GIBRALTAR	96	0	-100,00	3.320	0	-100,00
MONACO	3.469	165	-95,24	87.962	5.964	-93,22
DENMARK	373.610	343.776	-7,99	5.248.698	4.426.269	-15,67
NORWAY	276.969	279.156	0,79	4.271.718	4.709.366	10,25
SWEDEN	966.438	720.548	-25,44	14.996.652	11.717.184	-21,87
FINLAND	127.923	58.416	-54,34	1.578.490	743.527	-52,90

TABEL 5. PERKEMBANGAN EKSPOR INDONESIA MENURUT KOMODITI DAN NEGARA TUJUAN

JENIS BARANG	BERAT BERSIH (KG)		PERUB	NILAI FOB (US \$)		PERUB
	JAN-NOV 2006	JAN-NOV 2007	%	JAN-NOV 2006	JAN-NOV 2007	%
	(1)	(2)	(3)	(4)	(5)	(6)
IRELAND	516.047	604.128	17,07	7.427.883	9.759.511	31,39
ITALY	3.695.570	3.150.457	-14,75	72.746.249	65.428.859	-10,06
SPAIN	3.506.203	2.853.885	-18,60	42.124.141	37.651.023	-10,62
PORTUGAL	95.325	82.292	-13,67	873.118	887.213	1,61
ICELAND	2.048	0	-100,00	690	0	-100,00
MONTSERRAT	0	172	--	0	3.764	--
GREECE	130.609	147.675	13,07	1.933.881	2.099.871	8,58
ANDORRA	88	0	-100,00	2.122	0	-100,00
DEMOCRATIC REPUBLIC OF THE CO	275.277	210.211	-23,64	664.003	359.520	-45,86
HUNGARY	42.325	41.520	-1,90	390.422	356.991	-8,56
POLAND	234.433	194.049	-17,23	3.607.230	3.069.816	-14,90
ROMANIA	16.435	31.142	89,49	233.553	525.093	124,83
BULGARIA	15.609	4.488	-71,25	177.480	54.943	-69,04
YUGOSLAVIA	2.941	13.131	346,48	36.680	145.151	295,72
ALBANIA	667	904	35,53	3.892	12.337	216,98
BELARUS	33	0	-100,00	2.170	0	-100,00
KAZAKHSTAN	922	1.732	87,85	18.073	54.401	201,01
MOLDOVA, REPUBLIC OF	307	109	-64,50	4.596	2.550	-44,52
TAJIKISTAN	0	4.761	--	0	31.073	--
UKRAINE	465.552	701.063	50,59	6.199.260	10.270.374	65,67
UZBEKISTAN	274	0	-100,00	5.943	0	-100,00
LITHUANIA	7.897	21.207	168,55	88.220	400.845	354,37
LATVIA	91.284	61.392	-32,75	444.041	599.845	35,09
ESTONIA	11.839	4.304	-63,65	239.325	91.221	-61,88
GEORGIA	13	0	-100,00	210	0	-100,00
CROATIA	30.343	30.093	-0,82	191.275	135.494	-29,16
BOSNIA AND HERZEGOVINA	0	610	--	0	1.571	--
MALTA	99.707	103.763	4,07	701.994	425.678	-39,36
SLOVAKIA	26.069	99.380	281,22	276.692	1.682.452	508,06
SLOVENIA	11.312	14.669	29,68	79.109	199.388	152,04
CZECH REPUBLIC	54.556	157.737	189,13	1.415.569	3.972.623	180,64
SOUTH GEORGIA AND THE SOUTH S	0	182	--	0	7.821	--
REP. OF MACEDONIA	0	984	--	0	4.603	--
RUSSIA FEDERATION	684.420	843.439	23,23	15.870.849	22.224.849	40,04
<b>-KAIN TENUN</b>	<b>260.506.160</b>	<b>277.842.907</b>	<b>6,66</b>	<b>1.229.521.323</b>	<b>1.303.173.154</b>	<b>5,99</b>
JAPAN	26.826.681	28.915.317	7,79	107.242.667	121.898.532	13,67
HONG KONG	7.747.185	5.373.061	-30,64	48.024.185	35.193.842	-26,72
KOREA, DEMOCRATIC PEOPLE'S REI	147	0	-100,00	2.283	0	-100,00
KOREA, REPUBLIC OF	2.830.736	3.078.000	8,73	11.426.939	10.928.831	-4,36
TAIWAN	2.061.436	6.192.098	200,38	13.277.521	32.224.432	142,70
CHINA	5.462.265	7.559.199	38,39	35.243.496	35.913.466	1,90
MONGOLIA	952	0	-100,00	7.524	0	-100,00
MACAU	238.238	80.352	-66,27	1.396.540	504.059	-63,91
PAPUA NEW GUINEA	222.491	266.236	19,66	1.177.432	1.455.991	23,66
THAILAND	7.073.470	7.099.315	0,37	30.177.088	29.747.665	-1,42
SINGAPORE	5.921.031	5.107.267	-13,74	28.156.958	29.106.864	3,37
PHILIPPINES	4.402.343	4.312.462	-2,04	41.091.251	40.458.360	-1,54
MALAYSIA	17.726.020	31.187.645	75,94	66.994.573	85.614.475	27,79
MYANMAR (FORM. BURMA)	740.829	1.030.871	39,15	4.270.594	6.688.008	56,61
CAMBODIA	3.574.422	1.889.357	-47,14	13.517.462	8.125.798	-39,89
BRUNEI DARUSSALAM	67.442	86.063	27,61	459.228	492.427	7,23
LAO PEOPLE'S DEMOCRATIC REPUB	75.459	112.679	49,32	282.041	463.705	64,41
NEPAL	9.835	1.091	-88,91	23.922	8.294	-65,33
VIET NAM	4.207.337	3.899.287	-7,32	25.681.209	23.188.928	-9,70
MALDIVES	94.817	81.730	-13,80	354.254	261.883	-26,07
INDIA	2.626.112	2.819.649	7,37	16.057.968	15.744.938	-1,95
PAKISTAN	1.001.772	498.379	-50,25	3.431.184	1.812.201	-47,18
BANGLADESH	7.554.528	8.445.192	11,79	32.308.262	32.008.248	-0,93
SRI LANKA	5.364.788	3.769.535	-29,74	28.513.067	21.490.295	-24,63
AFGHANISTAN	179.852	85.217	-52,62	808.999	403.376	-50,14
IRAN (ISLAMIC REPUBLIC OF)	933.044	647.640	-30,59	4.193.091	3.243.310	-22,65
SAUDI ARABIA	10.464.027	12.664.991	21,03	62.079.524	80.523.912	29,71
KUWAIT	915.995	1.093.178	19,34	6.496.306	8.777.228	35,11
JORDAN	1.155.146	814.859	-29,46	5.128.046	4.319.397	-15,77
LEBANON	208.436	164.575	-21,04	1.099.992	886.176	-19,44
YEMEN	1.099.362	1.017.630	-7,43	5.698.252	5.213.713	-8,50
OMAN	596.934	646.717	8,34	3.282.867	3.735.345	13,78
SYRIA ARAB REPUBLIC	1.518.255	1.254.661	-17,36	7.925.093	7.023.198	-11,38
TURKEY	21.671.361	25.857.276	19,32	86.568.593	119.072.230	37,55
UNITED ARAB EMIRATES	23.163.076	28.243.303	21,93	133.608.303	144.592.502	8,22
QATAR	162.037	128.098	-20,95	901.585	966.513	7,20
BAHRAIN	135.321	62.769	-53,61	982.118	474.052	-51,73
CYPRUS	97.050	86.813	-10,55	579.316	533.408	-7,92
EGYPT	1.859.173	1.118.771	-39,82	6.887.558	6.194.522	-10,06
LIBYAN ARAB JAMAHIRIYA	621.387	534.572	-13,97	2.707.281	2.787.860	2,98
MOROCCO	800.967	543.758	-32,11	5.517.968	3.442.394	-37,61
TUNISIA	218.654	124.862	-42,90	923.378	608.473	-34,10

TABEL 5. PERKEMBANGAN EKSPOR INDONESIA MENURUT KOMODITI DAN NEGARA TUJUAN

JENIS BARANG	BERAT BERSIH (KG)		PERUB	NILAI FOB (US \$)		PERUB
	JAN-NOV 2006	JAN-NOV 2007	%	JAN-NOV 2006	JAN-NOV 2007	%
	(1)	(2)	(3)	(4)	(5)	(6)
ALGERIA	270.341	162.401	-39,93	544.751	489.607	-10,12
SUDAN	280.397	221.236	-21,10	1.480.308	1.261.151	-14,80
LESOTHO	536.161	1.307.367	143,84	1.609.208	3.642.000	126,32
ETHIOPIA	19.200	26.566	38,36	67.047	140.713	109,87
MADAGASCAR	427.158	100.928	-76,37	1.536.910	337.420	-78,05
SOMALIA	70.732	23.336	-67,01	502.124	121.072	-75,89
KENYA	997.759	1.256.435	25,93	4.123.367	5.737.114	39,14
REUNION	103	644	525,24	205	4.061	1.880,98
MOZAMBIQUE	199.996	0	-100,00	295.371	0	-100,00
BOTSWANA	6.779	27.576	306,79	26.175	150.163	473,69
EQUATORIAL GUINEA	126	0	-100,00	288	0	-100,00
TOGO	105.184	73.171	-30,44	481.267	351.070	-27,05
GHANA	189.007	333.016	76,19	904.471	1.498.113	65,63
GUINEA	85.575	116.876	36,58	89.494	256.441	186,55
CONGO	1	0	-100,00	16	0	-100,00
CAMEROON	40.524	15.099	-62,74	90.318	88.812	-1,67
NIGERIA	82.896	181.148	118,52	788.486	1.388.394	76,08
GABON	19.247	14.567	-24,32	26.036	12.280	-52,83
COTE D'IVOIRE	34.745	111.244	220,17	119.126	481.093	303,85
SENEGAL	21.441	58.688	173,72	54.201	157.770	191,08
MALI	1.428	41.764	2.824,65	12.071	230.200	1.807,05
BENIN	73.028	36.882	-49,50	465.643	205.077	-55,96
BURKINA FASO	0	26.487	--	0	74.482	--
GAMBIA	15.368	4.533	-70,50	48.327	21.867	-54,75
UGANDA	0	5.972	--	0	30.603	--
CENTRAL AFRICAN REPUBLIC	0	5.250	--	0	11.025	--
NIGER	0	39.585	--	0	259.392	--
DJIBOUTI	194.040	105.361	-45,70	767.452	536.758	-30,06
SWAZILAND	20.126	0	-100,00	46.202	0	-100,00
SOUTH AFRICA	4.731.713	5.918.093	25,07	20.330.571	22.137.109	8,89
ZIMBABWE	353.980	575.118	62,47	1.408.318	2.718.911	93,06
COMOROS	0	1.102	--	0	6.099	--
MAURITIUS	522.124	425.137	-18,58	1.985.547	1.989.465	0,20
ZAIRE	12.600	0	-100,00	99.351	0	-100,00
AUSTRALIA	2.358.397	2.781.339	17,93	8.701.465	9.763.145	12,20
NEW ZEALAND	461.969	359.231	-22,24	2.349.480	2.138.092	-9,00
MICRONESIA, FEDERATED STATES C	49.239	126.002	155,90	369.354	1.117.476	202,55
GUAM	334	399	19,46	596	1.837	208,22
PALAU	0	33	--	0	484	--
NEW CALEDONIA	1.371	3.349	144,27	2.936	7.000	138,42
NORTHERN MARIANA ISLANDS	0	300	--	0	6.200	--
VANUATU	0	1.160	--	0	616	--
WALLIS AND FUTUNA ISLANDS	3.602	0	-100,00	7.872	0	-100,00
AMERICAN SAMOA	2.172	0	-100,00	18.200	0	-100,00
COOK ISLANDS	333	2	-99,40	5.348	8	-99,85
FIJI	284.183	289.585	1,90	1.403.006	1.631.846	16,31
KIRIBATI	2.877	0	-100,00	3.960	0	-100,00
MARSHALL ISLANDS	2.552	0	-100,00	17.800	0	-100,00
EAST TIMOR	3.783	3.373	-10,84	13.275	63.485	378,23
UNITED STATES	11.781.847	11.920.634	1,18	64.936.468	75.765.631	16,68
CANADA	1.554.666	1.145.778	-26,30	8.944.585	7.030.892	-21,39
MEXICO	3.770.845	2.923.336	-22,48	15.339.383	13.358.944	-12,91
GUATEMALA	226.164	163.712	-27,61	835.504	1.020.472	22,14
HONDURAS	168.001	139.821	-16,77	1.119.625	986.206	-11,92
NICARAGUA	174.486	181.695	4,13	529.208	590.146	11,51
PANAMA	659.524	876.602	32,91	2.948.713	4.235.787	43,65
SURINAME	16.731	23.003	37,49	56.491	78.440	38,85
CHILE	411.867	355.444	-13,70	1.625.087	1.529.478	-5,88
VENEZUELA	167.471	284.721	70,01	759.709	1.352.718	78,06
ARGENTINA	956.823	363.253	-62,04	3.657.435	1.838.645	-49,73
BRAZIL	1.304.458	1.764.247	35,25	7.706.574	11.280.295	46,37
COLOMBIA	533.430	775.180	45,32	2.711.559	3.883.299	43,21
BOLIVIA	3.614	2.112	-41,56	26.371	13.155	-50,12
URUGUAY	21.255	77.883	266,42	90.696	299.331	230,04
PARAGUAY	13.299	0	-100,00	88.449	0	-100,00
ECUADOR	28.071	25.077	-10,67	155.977	105.785	-32,18
PERU	421.330	465.132	10,40	2.353.105	2.916.695	23,95
GUYANA	6.869	19.142	178,67	31.923	76.525	139,72
TRINIDAD AND TOBAGO	190.093	97.944	-48,48	550.086	558.022	1,44
JAMAICA	45.439	21.285	-53,16	256.435	122.113	-52,38
PUERTO RICO	22	4	-81,82	398	11	-97,24
DOMINICAN REPUBLIC	179.369	174.075	-2,95	1.136.118	986.009	-13,21
EL SALVADOR	277.689	131.963	-52,48	1.325.307	764.807	-42,29
COSTA RICA	2.720	705	-74,08	7.024	2.275	-67,61
BARBADOS	1	0	-100,00	1	0	-100,00
ANTIGUA AND BARBUDA	0	1.612	--	0	9.470	--
BERMUDA	0	85	--	0	101	--
CAPE VERDE	979	0	-100,00	6.389	0	-100,00

TABEL 5. PERKEMBANGAN EKSPOR INDONESIA MENURUT KOMODITI DAN NEGARA TUJUAN

JENIS BARANG	BERAT BERSIH (KG)		PERUB	NILAI FOB (US \$)		PERUB
	JAN-NOV 2006	JAN-NOV 2007	%	JAN-NOV 2006	JAN-NOV 2007	%
	(1)	(2)	(3)	(4)	(5)	(6)
DOMINICA	6.081	0	-100,00	29.769	0	-100,00
FRENCH POLYNESIA	12.811	28.376	121,50	132.666	213.354	60,82
MARTINIQUE	0	18	--	0	200	--
NETHERLANDS ANTILLES	5.917	3.970	-32,91	16.338	25.530	56,26
GUADELOUPE	0	474	--	0	903	--
SAINT KITTS AND NEVIS	0	1.112	--	0	6.220	--
UNITED KINGDOM	5.397.444	4.974.234	-7,84	28.414.195	25.901.730	-8,84
NETHERLANDS	6.957.399	5.289.788	-23,97	26.659.946	21.759.963	-18,38
FRANCE	1.668.873	988.057	-40,79	9.539.067	9.935.963	4,16
GERMANY, FED. REP. OF	7.455.832	4.998.690	-32,96	33.943.946	23.813.769	-29,84
AUSTRIA	40.198	20.896	-48,02	417.681	208.777	-50,02
BELGIUM	4.066.081	4.174.724	2,67	13.934.260	13.813.196	-0,87
SWITZERLAND	5.290	8.955	69,28	58.525	218.211	272,85
DENMARK	385.773	212.889	-44,81	2.000.955	1.515.073	-24,28
NORWAY	113.224	93.322	-17,58	503.640	431.881	-14,25
SWEDEN	49.948	78.572	57,31	285.130	457.854	60,58
FINLAND	401.750	547.534	36,29	2.520.760	3.433.806	36,22
IRELAND	80.450	64.994	-19,21	295.757	193.105	-34,71
ITALY	16.422.997	13.898.377	-15,37	53.304.570	45.257.529	-15,10
SPAIN	5.453.302	4.405.578	-19,21	19.494.498	16.751.445	-14,07
PORTUGAL	546.349	575.187	5,28	2.285.355	2.213.889	-3,13
ICELAND	5.505	0	-100,00	1.855	0	-100,00
GREECE	655.653	626.082	-4,51	3.654.450	3.237.277	-11,42
VATICAN CITY STATE (HOLY SEE)	1.344	0	-100,00	9.663	0	-100,00
HUNGARY	895.417	379.584	-57,61	3.745.158	2.254.296	-39,81
POLAND	1.394.878	1.442.758	3,43	8.122.383	8.973.577	10,48
ROMANIA	157.603	159.434	1,16	655.421	851.671	29,94
BULGARIA	108.407	67.111	-38,09	606.229	379.374	-37,42
BELARUS	172.185	209.817	21,86	1.241.440	1.360.286	9,57
KAZAKHSTAN	0	1.131	--	0	21.325	--
TAJKISTAN	0	53.251	--	0	252.842	--
UKRAINE	426.061	371.557	-12,79	2.534.788	2.616.644	3,23
UZBEKISTAN	197.915	138.008	-30,27	488.809	387.585	-20,71
LITHUANIA	11.229	0	-100,00	67.350	0	-100,00
LATVIA	2.304	4.330	87,93	29.932	36.376	21,53
ESTONIA	10.114	3.872	-61,72	54.494	32.531	-40,30
CROATIA	9.398	11.043	17,50	30.492	52.755	73,01
MALTA	68.479	2.110	-96,92	250.286	8.523	-96,59
SLOVAKIA	37.776	30.012	-20,55	227.829	161.939	-28,92
SLOVENIA	12.632	15.981	26,51	123.611	182.379	47,54
CZECH REPUBLIC	110.748	144.149	30,16	664.293	734.384	10,55
RUSSIA FEDERATION	128.726	207.655	61,32	675.301	1.474.438	118,34
<b>-TEKSTIL LAINNYA</b>	<b>1.091.791.462</b>	<b>1.085.022.288</b>	<b>-0,62</b>	<b>2.338.270.164</b>	<b>2.534.834.874</b>	<b>8,41</b>
JAPAN	78.728.226	76.181.992	-3,23	225.222.893	230.935.188	2,54
HONG KONG	36.295.820	29.138.170	-19,72	72.588.433	66.262.382	-8,71
KOREA, DEMOCRATIC PEOPLE'S REI	968.788	19.932	-97,94	1.961.985	61.175	-96,88
KOREA, REPUBLIC OF	76.372.343	82.865.924	8,50	188.750.477	213.528.245	13,13
TAIWAN	33.488.429	32.099.194	-4,15	56.428.964	58.117.421	2,99
CHINA	45.722.045	57.504.807	25,77	94.234.503	95.971.207	1,84
MONGOLIA	162	0	-100,00	1.209	0	-100,00
MACAU	2.168.020	42.743	-98,03	5.753.296	192.543	-96,65
PAPUA NEW GUINEA	194.842	144.279	-25,95	421.716	294.605	-30,14
THAILAND	27.207.863	28.628.584	5,22	64.213.930	71.486.698	11,33
SINGAPORE	27.327.007	15.610.099	-42,88	56.831.042	46.355.419	-18,43
PHILIPPINES	24.684.154	18.374.726	-25,56	50.402.067	40.023.889	-20,59
MALAYSIA	28.225.578	32.624.374	15,58	67.874.288	81.373.240	19,89
MYANMAR (FORM. BURMA)	200.191	132.769	-33,68	906.679	634.604	-30,01
CAMBODIA	757.494	740.197	-2,28	2.295.369	3.310.429	44,22
BRUNEI DARUSSALAM	170.910	234.382	37,14	408.609	645.490	57,97
LAO PEOPLE'S DEMOCRATIC REPUB	0	6.133	--	0	38.301	--
NEPAL	34.698	35.170	1,36	56.386	73.098	29,64
BHUTAN	19.075	0	-100,00	50.141	0	-100,00
VIET NAM	24.851.262	31.160.163	25,39	44.111.695	55.219.833	25,18
MALDIVES	57.778	85.931	48,73	269.216	355.274	31,97
INDIA	40.078.317	22.446.860	-43,99	64.748.522	48.985.378	-24,35
PAKISTAN	35.863.477	12.551.795	-65,00	54.935.496	26.947.875	-50,95
BANGLADESH	17.033.794	14.610.430	-14,23	42.712.675	38.004.133	-11,02
SRI LANKA	10.609.117	9.540.075	-10,08	29.386.764	27.874.553	-5,15
AFGHANISTAN	11.435	1.700	-85,13	22.725	5.408	-76,20
IRAQ	0	26	--	0	52	--
IRAN (ISLAMIC REPUBLIC OF)	21.496.967	14.404.907	-32,99	36.786.194	28.648.106	-22,12
SAUDI ARABIA	1.890.440	2.482.515	31,32	7.686.738	9.760.996	26,98
ISRAEL	0	15.241	--	0	41.584	--
KUWAIT	259.060	570.960	120,40	1.035.156	2.167.684	109,41
JORDAN	1.004.864	699.652	-30,37	1.854.315	1.580.294	-14,78
LEBANON	45.878	101.683	121,64	163.440	395.806	142,17
YEMEN	1.127.326	946.616	-16,03	3.460.329	3.680.594	6,37



TABEL 5. PERKEMBANGAN EKSPOR INDONESIA MENURUT KOMODITI DAN NEGARA TUJUAN

JENIS BARANG	BERAT BERSIH (KG)		PERUB	NILAI FOB (US \$)		PERUB
	JAN-NOV 2006	JAN-NOV 2007	%	JAN-NOV 2006	JAN-NOV 2007	%
	(1)	(2)	(3)	(4)	(5)	(6)
OMAN	55.137	21.618	-60,79	115.628	76.020	-34,25
SYRIA ARAB REPUBLIC	3.288.240	3.655.312	11,16	5.754.905	6.482.774	12,65
TURKEY	70.647.475	83.042.802	17,55	138.813.673	198.350.583	42,89
UNITED ARAB EMIRATES	4.700.725	6.525.372	38,82	19.776.422	23.977.211	21,24
QATAR	30.448	60.988	100,30	125.600	534.393	325,47
BAHRAIN	7.208	9.491	31,67	4.133	9.252	123,86
CYPRUS	4.271	6.799	59,19	13.955	12.046	-13,68
EGYPT	44.682.735	33.512.142	-25,00	71.024.168	58.049.481	-18,27
LIBYAN ARAB JAMAHIRIYA	69.868	123.451	76,69	94.213	139.599	48,17
MOROCCO	6.742.069	4.429.352	-34,30	8.258.199	6.508.369	-21,19
TUNISIA	553.199	382.506	-30,86	1.191.166	863.366	-27,52
ALGERIA	2.851.613	3.150.293	10,47	5.054.077	5.831.874	15,39
SUDAN	354.484	132.356	-62,66	944.537	353.090	-62,62
ERITREA	10.641	0	-100,00	37.246	0	-100,00
NAMIBIA	11	825	7.400,00	39	1.369	3.410,26
ETHIOPIA	51.190	815.900	1.493,87	164.470	2.614.765	1.489,81
TANZANIA, UNITED REPUBLIC OF	310.466	167.662	-46,00	498.976	274.497	-44,99
MADAGASCAR	215.091	237.995	10,65	542.986	735.234	35,41
SOMALIA	60.917	58.900	-3,31	579.762	269.193	-53,57
KENYA	1.369.782	1.938.468	41,52	2.496.324	3.746.452	50,08
REUNION	58.178	53.624	-7,83	125.814	116.503	-7,40
MOZAMBIQUE	47.605	21.672	-54,48	110.861	36.464	-67,11
BOTSWANA	6.892	7.664	11,20	16.044	22.053	37,45
EQUATORIAL GUINEA	1.014	0	-100,00	946	0	-100,00
TOGO	105.529	94.497	-10,45	427.982	464.573	8,55
GHANA	798.160	820.142	2,75	2.765.026	3.103.979	12,26
LIBERIA	240	93	-61,25	5.000	240	-95,20
GUINEA	57.131	2.983	-94,78	132.571	455	-99,66
ANGOLA	3.538	16.728	372,81	2.203	41.719	1.793,74
CONGO	22.687	0	-100,00	78.385	0	-100,00
CAMEROON	85.084	141.005	65,72	151.967	284.592	87,27
NIGERIA	201.478	151.024	-25,04	581.083	312.893	-46,15
SIERRA LEONE	30.978	8.311	-73,17	76.696	27.129	-64,63
GABON	94.023	88.397	-5,98	121.891	126.041	3,40
COTE D'IVOIRE	349.729	299.895	-14,25	952.847	808.744	-15,12
SENEGAL	265.940	265.689	-0,09	720.986	660.872	-8,34
MAURITANIA	642.470	651.124	1,35	2.154.491	2.087.154	-3,13
MALI	4.000	12.797	219,93	2.000	40.388	1.919,40
BENIN	157.168	118.816	-24,40	1.070.421	1.101.259	2,88
GAMBIA	28.435	34.513	21,38	35.254	36.517	3,58
U.S. VIRGIN ISLANDS	2.420	682	-71,82	1.843	3.099	68,15
SEYCHELLES	11.299	11.323	0,21	24.176	24.649	1,96
UGANDA	31.133	6.102	-80,40	127.934	18.674	-85,40
CENTRAL AFRICAN REPUBLIC	10.808	7.868	-27,20	80.819	26.529	-67,17
NIGER	16.904	0	-100,00	82.212	0	-100,00
DJIBOUTI	3.145.098	1.552.857	-50,63	7.321.848	4.183.381	-42,86
SOUTH AFRICA	5.510.007	5.604.833	1,72	12.623.909	14.064.016	11,41
ZIMBABWE	93.597	190.231	103,24	268.840	351.653	30,80
ZAMBIA	8.290	113.810	1.272,86	20.049	220.685	1.000,73
BURUNDI	190	0	-100,00	85	0	-100,00
MAURITIUS	1.585.819	1.185.877	-25,22	4.631.639	3.501.940	-24,39
RWANDA	23.520	0	-100,00	32.599	0	-100,00
ZAIRE	15.213	0	-100,00	36.117	0	-100,00
VIRGIN ISLANDS (BRITISH)	508	16	-96,85	2.365	210	-91,12
AUSTRALIA	16.422.639	17.559.282	6,92	35.581.122	37.723.418	6,02
NEW ZEALAND	2.703.212	2.725.562	0,83	7.505.718	7.071.885	-5,78
MICRONESIA, FEDERATED STATES (	43	1.805	4.097,67	98	4.983	4.984,69
GUAM	10.401	9.313	-10,46	35.700	36.964	3,54
PALAU	34	925	2.620,59	4.728	3.807	-19,48
NEW CALEDONIA	89.487	70.718	-20,97	290.490	297.690	2,48
NORTHERN MARIANA ISLANDS	3.343	1.480	-55,73	6.864	7.737	12,72
SAINT VINCENT AND THE GRENADIN	11.173	6.113	-45,29	7.250	12.348	70,32
VANUATU	19.914	16.379	-17,75	20.428	26.539	29,91
WALLIS AND FUTUNA ISLANDS	10.855	3.317	-69,44	17.980	7.163	-60,16
AMERICAN SAMOA	151	15.679	10.283,44	13.216	146.697	1.010,00
COOK ISLANDS	6.572	33.977	417,00	29.499	96.891	228,46
FIJI	65.204	29.406	-54,90	312.477	157.702	-49,53
KIRIBATI	0	1.667	--	0	2.970	--
MARSHALL ISLANDS	313	5	-98,40	615	200	-67,48
SAMOA	97	1.293	1.232,99	792	3.658	361,87
SOLOMON ISLANDS	0	58.770	--	0	59.287	--
TONGA	0	880	--	0	5.863	--
TUVALU	0	186	--	0	475	--
CHRISTMAS ISLANDS	0	322	--	0	3.298	--
EAST TIMOR	351.161	400.997	14,19	555.886	753.639	35,57
UNITED STATES	77.520.131	80.050.231	3,26	174.980.273	188.405.966	7,67
CANADA	7.893.019	7.480.669	-5,22	17.964.364	17.104.854	-4,78
MEXICO	12.243.668	11.644.416	-4,89	24.151.398	25.910.414	7,28

TABEL 5. PERKEMBANGAN EKSPOR INDONESIA MENURUT KOMODITI DAN NEGARA TUJUAN

JENIS BARANG	BERAT BERSIH (KG)		PERUB	NILAI FOB (US \$)		PERUB
	JAN-NOV 2006	JAN-NOV 2007	%	JAN-NOV 2006	JAN-NOV 2007	%
	(1)	(2)	(3)	(4)	(5)	(6)
GUATEMALA	662.240	463.606	-29,99	1.286.625	939.983	-26,94
HONDURAS	181.734	308.018	69,49	378.528	618.414	63,37
NICARAGUA	13.302	2.438	-81,67	28.675	3.704	-87,08
PANAMA	349.701	32.785	-90,62	795.446	99.860	-87,45
CUBA	161	182.009	112.949,07	3.001	301.316	9.940,52
SURINAME	167.663	207.378	23,69	344.106	382.853	11,26
CHILE	3.794.550	3.017.585	-20,48	8.474.413	7.187.585	-15,18
VENEZUELA	6.638.812	4.432.829	-33,23	14.807.903	10.194.511	-31,15
ARGENTINA	20.012.076	24.044.224	20,15	41.610.622	57.659.711	38,57
BRAZIL	103.405.039	109.169.599	5,57	195.645.139	242.728.923	24,07
COLOMBIA	8.527.728	7.817.952	-8,32	17.030.113	17.300.939	1,59
BOLIVIA	0	18	--	0	200	--
URUGUAY	561.767	232.971	-58,53	1.159.523	500.637	-56,82
PARAGUAY	0	39.826	--	0	84.390	--
ECUADOR	1.687.688	1.715.488	1,65	3.280.472	3.900.861	18,91
PERU	1.796.635	2.503.916	39,37	3.978.829	5.134.938	29,06
GUYANA	38.040	67.839	78,34	60.474	134.865	123,01
TRINIDAD AND TOBAGO	57.332	18.100	-68,43	108.093	34.096	-68,46
BAHAMAS	4.175	4.809	15,19	6.487	9.145	40,97
JAMAICA	313.116	222.794	-28,85	546.961	421.895	-22,87
PUERTO RICO	1.957	4.947	152,78	14.232	22.363	57,13
BELIZE	7.969	2.951	-62,97	24.327	13.091	-46,19
DOMINICAN REPUBLIC	235.529	329.509	39,90	674.276	672.411	-0,28
EL SALVADOR	626.154	701.880	12,09	1.146.736	1.852.672	61,56
COSTA RICA	220.307	142.613	-35,27	377.070	418.341	10,95
HAITI	58.671	207	-99,65	83.018	141	-99,83
BARBADOS	25.555	1.324	-94,82	46.926	3.595	-92,34
ANTIGUA AND BARBUDA	1.306	1.937	48,32	2.409	4.122	71,11
ANGUILLA	1.997	27	-98,65	6.107	82	-98,66
ARUBA	0	666	--	0	1.447	--
BERMUDA	755	191	-74,70	4.915	1.232	-74,93
CAYMAN ISLANDS	0	4.153	--	0	8.730	--
DOMINICA	610	1.165	90,98	777	2.161	178,12
FALKLAND ISLANDS (MALVINAS)	0	6	--	0	8	--
FRENCH GUIANA	5.822	5.399	-7,27	7.335	13.198	79,93
FRENCH POLYNESIA	135.915	168.265	23,80	422.761	509.505	20,52
GRENADA	22.171	63	-99,72	48.845	455	-99,07
MARTINIQUE	19.296	29.560	53,19	76.119	115.723	52,03
NETHERLANDS ANTILLES	21.672	43.026	98,53	85.520	101.538	18,73
SAINT LUCIA	401	680	69,58	1.168	4.404	277,05
TURKS AND CAICOS ISLANDS	3.342	319	-90,45	8.759	1.121	-87,20
GUADELOUPE	53.481	28.230	-47,21	215.090	93.046	-56,74
SAINT KITTS AND NEVIS	3.017	379	-87,44	4.514	5.843	29,44
UNITED KINGDOM	8.723.920	14.301.843	63,94	20.921.012	29.963.879	43,22
NETHERLANDS	4.689.533	5.145.519	9,72	11.385.836	13.836.105	21,52
FRANCE	1.421.162	1.773.673	24,80	5.909.243	8.478.069	43,47
GERMANY, FED. REP. OF	20.455.163	26.428.117	29,20	52.179.458	65.613.012	25,74
AUSTRIA	108.686	73.780	-32,12	345.324	371.720	7,64
BELGIUM	23.233.391	31.057.445	33,68	48.274.631	65.270.975	35,21
SWITZERLAND	276.207	278.469	0,82	564.850	880.098	55,81
LUXEMBOURG	2.934	400	-86,37	11.791	500	-95,76
MONACO	177	0	-100,00	3.049	0	-100,00
DENMARK	857.202	632.223	-26,25	4.025.068	2.746.614	-31,76
NORWAY	143.222	320.152	123,54	1.078.430	2.143.007	98,72
SWEDEN	2.466.683	2.809.392	13,89	14.809.632	14.875.337	0,44
FINLAND	264.488	1.240.575	369,05	596.347	2.909.648	387,91
IRELAND	70.350	192.261	173,29	163.403	386.755	136,69
ITALY	35.883.380	43.509.851	21,25	70.811.235	93.286.934	31,74
SPAIN	20.815.641	20.975.703	0,77	44.208.165	45.610.387	3,17
PORTUGAL	4.601.996	5.791.859	25,86	11.225.202	14.351.775	27,85
ICELAND	4.834	5.798	19,94	26.323	38.167	44,99
GREECE	5.531.788	7.333.698	32,57	13.268.607	20.448.140	54,11
DEMOCRATIC REPUBLIC OF THE CO	15.658	128.402	720,04	39.552	336.624	751,09
HUNGARY	1.692.345	2.023.964	19,60	3.521.842	3.846.932	9,23
POLAND	3.870.005	5.179.118	33,83	8.068.370	11.444.092	41,84
ROMANIA	331.409	461.263	39,18	625.602	909.107	45,32
BULGARIA	104.872	205.171	95,64	195.439	425.772	117,85
YUGOSLAVIA	5.628	10.530	87,10	13.125	12.551	-4,37
KAZAKHSTAN	120	4.000	3.233,33	1.350	2.041	51,19
KYRGYZSTAN	0	287.289	--	0	814.238	--
MOLDOVA, REPUBLIC OF	0	21.874	--	0	36.748	--
TAJIKISTAN	0	5.281	--	0	33.444	--
UKRAINE	122.466	318.277	159,89	356.105	815.773	129,08
UZBEKISTAN	43.736	14.680	-66,43	106.080	24.430	-76,97
LITHUANIA	1.617.878	2.202.999	36,17	2.691.691	3.900.143	44,90
LATVIA	119.087	84.056	-29,42	374.827	197.013	-47,44
ESTONIA	72.623	63.776	-12,18	167.972	196.752	17,13
GEORGIA	4.316	39.759	821,20	2.879	68.940	2.294,58

TABEL 5. PERKEMBANGAN EKSPOR INDONESIA MENURUT KOMODITI DAN NEGARA TUJUAN

JENIS BARANG	BERAT BERSIH (KG)		PERUB	NILAI FOB (US \$)		PERUB
	JAN-NOV 2006	JAN-NOV 2007	%	JAN-NOV 2006	JAN-NOV 2007	%
	(1)	(2)	(3)	(4)	(5)	(6)
CROATIA	8.282	12.707	53,43	14.414	167.422	1.061,52
BOSNIA AND HERZEGOVINA	1.995	0	-100,00	6.128	0	-100,00
MALTA	8.723	12.613	44,59	63.725	56.379	-11,53
SLOVAKIA	256.081	256.790	0,28	414.420	474.065	14,39
SLOVENIA	120.547	525.086	335,59	157.666	1.054.381	568,74
CZECH REPUBLIC	337.736	802.046	137,48	623.802	1.383.814	121,84
RUSSIA FEDERATION	182.080	689.942	278,92	889.723	4.627.105	420,06
<b>-BARANG DARI KARET</b>	<b>385.766.153</b>	<b>430.806.915</b>	<b>11,68</b>	<b>1.051.545.343</b>	<b>1.209.572.746</b>	<b>15,03</b>
JAPAN	70.835.355	76.023.734	7,32	204.074.357	203.283.930	-0,39
HONG KONG	5.181.736	3.943.115	-23,90	20.348.136	17.074.304	-16,09
KOREA, REPUBLIC OF	4.447.128	4.691.251	5,49	9.833.541	9.345.237	-4,97
TAIWAN	4.056.340	4.071.913	0,38	11.255.056	12.656.921	12,46
CHINA	6.076.093	11.858.653	95,17	13.518.729	30.057.120	122,34
PAPUA NEW GUINEA	2.113.056	1.686.667	-20,18	4.989.893	4.586.887	-8,08
THAILAND	8.099.678	10.493.065	29,55	25.868.570	34.218.706	32,28
SINGAPORE	7.118.501	6.073.129	-14,69	48.743.491	54.238.803	11,27
PHILIPPINES	10.842.538	10.298.529	-5,02	18.121.705	17.527.253	-3,28
MALAYSIA	15.037.179	20.634.006	37,22	31.682.749	34.942.962	10,29
MYANMAR (FORM. BURMA)	805.429	631.319	-21,62	1.780.122	1.409.733	-20,81
CAMBODIA	478.090	391.275	-18,16	1.175.956	1.100.458	-6,42
BRUNEI DARUSSALAM	364.273	409.386	12,38	776.362	1.013.684	30,57
LAO PEOPLE'S DEMOCRATIC REPUB	65.678	17.974	-72,63	160.416	52.866	-67,04
NEPAL	46.564	36.953	-20,64	112.553	105.377	-6,38
BHUTAN	0	240	--	0	2.376	--
VIET NAM	3.330.656	3.590.487	7,80	8.461.646	10.665.307	26,04
MALDIVES	7.234	52.461	625,20	20.334	75.780	272,68
INDIA	1.007.283	1.252.690	24,36	2.529.897	2.916.682	15,29
PAKISTAN	3.283.611	2.818.595	-14,16	7.190.340	5.802.519	-19,30
BANGLADESH	1.926.303	1.817.040	-5,67	4.158.408	3.781.277	-9,07
SRI LANKA	2.307.358	1.856.616	-19,53	5.273.595	4.291.175	-18,63
AFGHANISTAN	74.579	77.598	4,05	194.293	193.494	-0,41
IRAQ	248.111	17.083	-93,11	594.425	28.877	-95,14
IRAN (ISLAMIC REPUBLIC OF)	3.087.973	1.889.027	-38,83	7.296.208	4.070.732	-44,21
SAUDI ARABIA	18.557.576	20.234.678	9,04	44.214.132	53.289.218	20,53
KUWAIT	622.301	480.794	-22,74	1.546.561	1.344.109	-13,09
JORDAN	1.479.755	1.631.702	10,27	3.094.393	3.990.521	28,96
LEBANON	636.844	1.576.994	147,63	1.570.793	4.334.361	175,93
YEMEN	4.375.005	4.489.169	2,61	10.554.412	12.449.572	17,96
OMAN	638.020	919.554	44,13	1.560.764	2.489.297	59,49
SYRIA ARAB REPUBLIC	1.506.293	1.672.102	11,01	2.925.974	3.404.879	16,37
TURKEY	3.323.444	3.919.619	17,94	8.871.142	10.582.124	19,29
UNITED ARAB EMIRATES	20.950.697	20.151.459	-3,81	51.939.863	52.268.965	0,63
QATAR	497.986	561.920	12,84	1.257.616	1.579.863	25,62
BAHRAIN	237.192	326.048	37,46	610.416	934.077	53,02
CYPRUS	182.899	189.039	3,36	480.631	529.335	10,13
EGYPT	12.043.066	9.442.931	-21,59	26.458.285	22.443.908	-15,17
LIBYAN ARAB JAMAHIRIYA	2.085.286	1.607.035	-22,93	5.299.488	4.324.710	-18,39
MOROCCO	341.021	498.773	46,26	879.591	1.271.910	44,60
TUNISIA	30.440	51.143	68,01	76.741	150.900	96,64
ALGERIA	495.896	497.683	0,36	1.235.275	1.345.964	8,96
SUDAN	680.609	592.545	-12,94	1.707.862	1.641.225	-3,90
NAMIBIA	14	0	-100,00	48	0	-100,00
TANZANIA, UNITED REPUBLIC OF	74.340	11	-99,99	169.425	50	-99,97
MADAGASCAR	0	5.650	--	0	12.722	--
KENYA	109.763	183.838	67,49	250.746	481.209	91,91
REUNION	75.140	50.280	-33,08	249.018	159.569	-35,92
MOZAMBIQUE	14.208	7.197	-49,35	34.625	17.573	-49,25
BOTSWANA	67.422	36.895	-45,28	161.066	96.084	-40,34
TOGO	5.273	28.622	442,80	10.738	79.775	642,92
GHANA	845.663	442.528	-47,67	1.250.279	962.649	-23,01
LIBERIA	0	8.147	--	0	22.381	--
GUINEA	750	15.045	1.906,00	1.500	42.943	2.762,87
ANGOLA	139.226	86.896	-37,59	350.340	240.216	-31,43
CAMEROON	17.183	40.608	136,33	39.133	81.547	108,38
NIGERIA	1.627.801	1.751.559	7,60	3.492.919	4.471.846	28,03
COTE D'IVOIRE	70.789	103.913	46,79	167.208	285.434	70,71
SENEGAL	30.125	38.318	27,20	68.594	107.844	57,22
BENIN	98.027	50.893	-48,08	236.682	142.995	-39,58
BURKINA FASO	0	9.082	--	0	25.424	--
SEYCHELLES	11.465	28.400	147,71	30.813	82.541	167,88
UGANDA	130.453	130.224	-0,18	281.119	298.614	6,22
DJIBOUTI	602.114	288.072	-52,16	1.458.341	759.663	-47,91
SOUTH AFRICA	1.022.191	2.120.872	107,48	2.659.775	6.195.727	132,94
ZIMBABWE	9.253	145.280	1.470,09	33.410	408.550	1.122,84
MALAWI	11.013	0	-100,00	27.720	0	-100,00
COMOROS	0	868	--	0	1.253	--
BURUNDI	14.691	0	-100,00	35.531	0	-100,00

TABEL 5. PERKEMBANGAN EKSPOR INDONESIA MENURUT KOMODITI DAN NEGARA TUJUAN

JENIS BARANG	BERAT BERSIH (KG)		PERUB	NILAI FOB (US \$)		PERUB
	JAN-NOV 2006	JAN-NOV 2007	%	JAN-NOV 2006	JAN-NOV 2007	%
	(1)	(2)	(3)	(4)	(5)	(6)
MAURITIUS	206.275	389.676	88,91	506.845	948.228	87,08
AUSTRALIA	5.435.979	7.576.546	39,38	14.364.708	21.993.283	53,11
NEW ZEALAND	1.914.786	2.313.192	20,81	4.860.021	6.574.715	35,28
MICRONESIA, FEDERATED STATES C	127	0	-100,00	855	0	-100,00
GUAM	0	56	--	0	360	--
PALAU	0	6	--	0	6	--
NEW CALEDONIA	19.681	8.897	-54,79	59.009	23.306	-60,50
VANUATU	16.505	19.785	19,87	42.715	56.078	31,28
AMERICAN SAMOA	14.198	14.366	1,18	43.241	44.764	3,52
COOK ISLANDS	7.934	33	-99,58	2.824	564	-80,03
FIJI	235.630	182.333	-22,62	585.680	517.709	-11,61
SAMOA	103.759	65.797	-36,59	367.037	396.215	7,95
SOLOMON ISLANDS	5.842	519	-91,12	10.030	700	-93,02
EAST TIMOR	204.277	92.542	-54,70	416.106	228.850	-45,00
UNITED STATES	75.578.972	91.073.123	20,50	207.844.795	263.097.105	26,58
CANADA	1.238.923	2.345.744	89,34	2.844.932	5.851.100	105,67
MEXICO	1.140.642	1.473.027	29,14	2.662.794	3.676.214	38,06
GUATEMALA	206.180	426.378	106,80	547.113	1.182.688	116,17
HONDURAS	470.825	439.495	-6,65	983.690	1.002.854	1,95
NICARAGUA	0	23.963	--	0	63.714	--
PANAMA	164.051	384.621	134,45	385.299	1.161.693	201,50
SURINAME	42.424	32.752	-22,80	97.443	83.944	-13,85
CHILE	176.348	305.687	73,34	372.182	862.255	131,68
VENEZUELA	99.770	230.386	130,92	312.563	662.415	111,93
ARGENTINA	494.825	944.481	90,87	1.414.936	2.532.215	78,96
BRAZIL	1.134.231	1.848.018	62,93	2.265.643	4.879.610	115,37
COLOMBIA	814.581	1.409.379	73,02	1.994.438	3.528.997	76,94
BOLIVIA	24.893	8.168	-67,19	76.050	25.610	-66,32
URUGUAY	50.420	39.951	-20,76	129.845	129.389	-0,35
PARAGUAY	33.939	21.100	-37,83	86.419	85.161	-1,46
ECUADOR	80.900	176.490	118,16	201.131	541.309	169,13
PERU	441.810	898.558	103,38	940.179	1.562.150	66,15
GUYANA	0	10.268	--	0	28.167	--
TRINIDAD AND TOBAGO	66.618	140.144	110,37	213.914	439.247	105,34
JAMAICA	803.036	490.896	-38,87	1.962.229	1.284.891	-34,52
PUERTO RICO	50.498	58.940	16,72	147.454	223.397	51,50
DOMINICAN REPUBLIC	425.387	366.956	-13,74	1.039.628	975.256	-6,19
EL SALVADOR	49.607	21.899	-55,86	110.756	61.064	-44,87
COSTA RICA	419.814	350.166	-16,59	1.074.229	930.902	-13,34
HAITI	13.965	7.830	-43,93	35.174	22.275	-36,67
BARBADOS	30.245	43.860	45,02	88.127	122.299	38,78
ANTIGUA AND BARBUDA	0	272	--	0	1.987	--
DOMINICA	122.595	123.940	1,10	291.127	306.001	5,11
FRENCH POLYNESIA	4.136	4.739	14,58	10.202	16.284	59,62
MARTINIQUE	20.372	0	-100,00	75.559	0	-100,00
NETHERLANDS ANTILLES	5.142	0	-100,00	90.759	0	-100,00
TURKS AND CAICOS ISLANDS	48	0	-100,00	148	0	-100,00
GUADELOUPE	2	21	950,00	25	54	116,00
UNITED KINGDOM	15.848.435	18.379.131	15,97	43.012.555	51.648.638	20,08
NETHERLANDS	6.325.529	8.730.988	38,03	15.643.789	24.661.746	57,65
FRANCE	2.442.492	3.493.184	43,02	6.679.923	9.976.459	49,35
GERMANY, FED. REP. OF	12.596.057	12.882.048	2,27	46.453.037	50.161.544	7,98
AUSTRIA	134.347	3.887	-97,11	417.056	15.428	-96,30
BELGIUM	8.633.007	9.829.142	13,86	22.492.668	28.429.663	26,40
SWITZERLAND	37.629	63.341	68,33	104.331	153.254	46,89
LUXEMBOURG	429	1.851	331,47	1.014	34.014	3.254,44
DENMARK	849.802	1.404.974	65,33	1.846.760	3.412.581	84,79
NORWAY	777.981	341.390	-56,12	2.265.811	979.468	-56,77
SWEDEN	948.880	793.052	-16,42	2.840.333	2.444.213	-13,95
FINLAND	978.028	787.740	-19,46	2.471.805	1.981.188	-19,85
IRELAND	454.517	494.942	8,89	1.250.911	1.404.443	12,27
ITALY	9.772.590	11.112.877	13,71	27.155.206	32.829.178	20,89
SPAIN	3.400.781	3.274.759	-3,71	9.366.486	9.878.143	5,46
PORTUGAL	1.820.576	1.679.097	-7,77	5.359.194	5.328.470	-0,57
ICELAND	10.512	35.012	233,07	39.060	126.063	222,74
GREECE	714.760	1.051.851	47,16	2.062.471	3.279.362	59,00
HUNGARY	287.531	284.924	-0,91	1.073.837	1.217.033	13,33
POLAND	910.750	497.105	-45,42	2.993.178	2.037.137	-31,94
ROMANIA	55	90.680	164.772,73	40	271.849	679.522,50
BULGARIA	88.589	69.414	-21,64	156.086	172.980	10,82
ALBANIA	12.667	0	-100,00	21.180	0	-100,00
ARMENIA	62.151	37.231	-40,10	159.874	96.191	-39,83
AZERBAIJAN	59.963	16.026	-73,27	146.796	43.799	-70,16
KAZAKHSTAN	10.305	19.611	90,31	25.262	53.659	112,41
KYRGYZSTAN	39.963	9.476	-76,29	96.094	25.972	-72,97
TURKMENISTAN	40.390	7.228	-82,10	102.520	19.415	-81,06
UKRAINE	53.347	54.097	1,41	133.991	172.012	28,38
LITHUANIA	78.494	70.221	-10,54	205.208	241.815	17,84

TABEL 5. PERKEMBANGAN EKSPOR INDONESIA MENURUT KOMODITI DAN NEGARA TUJUAN

JENIS BARANG	BERAT BERSIH (KG)		PERUB	NILAI FOB (US \$)		PERUB
	JAN-NOV 2006	JAN-NOV 2007	%	JAN-NOV 2006	JAN-NOV 2007	%
	(1)	(2)	(3)	(4)	(5)	(6)
LATVIA	534.750	563.630	5,40	1.197.157	1.332.581	11,31
ESTONIA	12.181	354.044	2.806,53	39.120	1.110.602	2.738,96
GEORGIA	106.830	206.161	92,98	269.127	572.521	112,73
CROATIA	9.997	61.892	519,11	24.207	197.273	714,94
MALTA	75.932	14.081	-81,46	203.130	48.919	-75,92
SLOVAKIA	8.643	648	-92,50	24.125	16.499	-31,61
SLOVENIA	57.600	263.416	357,32	125.402	702.377	460,10
CZECH REPUBLIC	166.819	129.134	-22,59	554.890	562.731	1,41
REP. OF MACEDONIA	19.499	0	-100,00	44.600	0	-100,00
RUSSIA FEDERATION	511.173	284.438	-44,36	1.475.504	1.014.494	-31,24
<b>-SHEET</b>	<b>298.748.398</b>	<b>254.909.812</b>	<b>-14,67</b>	<b>565.700.043</b>	<b>513.977.421</b>	<b>-9,14</b>
JAPAN	72.039.195	67.289.198	-6,59	132.332.066	134.480.390	1,62
HONG KONG	910.636	178.574	-80,39	1.814.813	297.341	-83,62
KOREA, REPUBLIC OF	6.938.140	6.667.104	-3,91	13.550.260	13.572.032	0,16
TAIWAN	6.920.890	6.005.292	-13,23	13.639.404	12.419.090	-8,95
CHINA	48.019.668	39.192.260	-18,38	92.386.243	79.093.956	-14,39
THAILAND	94.640	113.615	20,05	113.568	227.230	100,08
SINGAPORE	10.566.070	14.314.701	35,48	22.958.025	30.692.782	33,69
PHILIPPINES	3.731.637	1.280.962	-65,67	7.161.122	2.445.317	-65,85
MALAYSIA	1.516.119	483.872	-68,08	3.157.353	1.002.809	-68,24
VIET NAM	1.644.538	1.168.578	-28,94	3.162.506	2.285.822	-27,72
INDIA	2.516.218	7.179.584	185,33	4.747.195	13.031.182	174,50
PAKISTAN	707.840	87.360	-87,66	1.285.696	176.599	-86,26
SRI LANKA	40.320	403.200	900,00	61.690	845.238	1.270,14
IRAN (ISLAMIC REPUBLIC OF)	1.946.250	524.160	-73,07	3.866.872	1.070.768	-72,31
JORDAN	100.800	0	-100,00	186.480	0	-100,00
OMAN	27	0	-100,00	80	0	-100,00
TURKEY	1.423.743	3.417.599	140,04	2.659.393	7.014.967	163,78
EGYPT	2.520.000	4.132.800	64,00	4.922.662	8.686.396	76,46
ALGERIA	42.840	171.360	300,00	88.036	323.870	267,88
ETHIOPIA	100.800	0	-100,00	173.334	0	-100,00
KENYA	443.520	0	-100,00	843.252	0	-100,00
SAINT HELENA	91.530	0	-100,00	194.044	0	-100,00
SOUTH AFRICA	6.625.919	7.389.118	11,52	12.523.966	14.737.875	17,68
MAURITIUS	590	0	-100,00	1.026	0	-100,00
AUSTRALIA	2.076.554	2.074.673	-0,09	3.986.049	3.819.716	-4,17
NEW ZEALAND	584.719	241.920	-58,63	1.111.514	449.064	-59,60
SAINT VINCENT AND THE GRENADIN	0	20.160	--	0	45.713	--
UNITED STATES	28.619.676	19.164.284	-33,04	53.994.274	39.395.953	-27,04
CANADA	10.453.534	6.032.500	-42,29	20.285.212	12.221.445	-39,75
MEXICO	3.004.898	2.963.520	-1,38	5.596.731	5.784.860	3,36
CHILE	861.318	253.680	-70,55	1.610.651	543.648	-66,25
VENEZUELA	3.850.560	1.895.040	-50,79	7.053.068	3.832.631	-45,66
ARGENTINA	481.680	844.866	75,40	874.872	1.766.788	101,95
BRAZIL	3.194.904	5.266.953	64,85	6.221.684	10.800.219	73,59
COLOMBIA	262.080	210.000	-19,87	532.153	436.515	-17,97
PERU	337.157	0	-100,00	699.260	0	-100,00
COSTA RICA	221.760	302.400	36,36	403.129	574.358	42,47
BARBADOS	360	0	-100,00	1.332	0	-100,00
MARTINIQUE	367	0	-100,00	2.125	0	-100,00
GUADELOUPE	2.285	0	-100,00	10.774	0	-100,00
UNITED KINGDOM	10.440.238	4.283.279	-58,97	19.277.895	8.743.352	-54,65
NETHERLANDS	7.883.841	7.750.860	-1,69	14.526.559	15.739.891	8,35
FRANCE	1.998.009	1.378.827	-30,99	4.000.418	2.731.960	-31,71
GERMANY, FED. REP. OF	8.590.428	10.520.701	22,47	16.808.618	21.126.782	25,69
BELGIUM	20.983.756	13.315.197	-36,55	38.545.015	26.762.179	-30,57
SWITZERLAND	1	0	-100,00	14	0	-100,00
IRELAND	0	42.840	--	0	92.749	--
ITALY	1.921.500	496.440	-74,16	3.216.206	933.704	-70,97
SPAIN	5.257.106	4.484.382	-14,70	9.753.666	8.978.186	-7,95
PORTUGAL	20.160	0	-100,00	47.555	0	-100,00
GREECE	745.920	524.160	-29,73	1.556.557	1.005.315	-35,41
HUNGARY	42.840	342.720	700,00	76.041	702.149	823,38
POLAND	10.041.461	4.812.228	-52,08	18.020.060	9.460.154	-47,50
ROMANIA	506.520	1.893.780	273,88	944.028	3.795.041	302,01
BULGARIA	0	19.200	--	0	34.176	--
YUGOSLAVIA	20.160	0	-100,00	37.901	0	-100,00
BELARUS	749.089	1.446.168	93,06	1.409.310	2.842.446	101,69
UKRAINE	2.370.734	289.421	-87,79	4.970.154	626.287	-87,40
LITHUANIA	0	775.060	--	0	1.666.431	--
SLOVENIA	1.006.380	1.224.540	21,68	1.855.699	2.521.304	35,87
CZECH REPUBLIC	20.160	0	-100,00	42.134	0	-100,00
RUSSIA FEDERATION	3.256.313	2.040.676	-37,33	6.400.299	4.140.741	-35,30
<b>-CRUMB RUBBER</b>	<b>1.823.567.177</b>	<b>1.899.099.891</b>	<b>4,14</b>	<b>3.483.404.765</b>	<b>3.799.535.700</b>	<b>9,08</b>
JAPAN	258.567.954	301.022.310	16,42	491.406.028	603.827.694	22,88
HONG KONG	784.212	160.266	-79,56	1.650.870	299.086	-81,88

TABEL 5. PERKEMBANGAN EKSPOR INDONESIA MENURUT KOMODITI DAN NEGARA TUJUAN

JENIS BARANG	BERAT BERSIH (KG)		PERUB	NILAI FOB (US \$)		PERUB
	JAN-NOV 2006	JAN-NOV 2007	%	JAN-NOV 2006	JAN-NOV 2007	%
	(1)	(2)	(3)	(4)	(5)	(6)
KOREA, DEMOCRATIC PEOPLE'S REI	0	52.920	--	0	109.015	--
KOREA, REPUBLIC OF	74.425.475	80.008.319	7,50	142.559.753	159.340.861	11,77
TAIWAN	12.385.442	13.237.440	6,88	24.213.603	26.226.108	8,31
CHINA	269.584.153	262.085.294	-2,78	526.192.084	533.204.669	1,33
MONGOLIA	100.800	0	-100,00	192.598	0	-100,00
SINGAPORE	113.650.615	129.138.237	13,63	211.616.025	263.386.509	24,46
PHILIPPINES	241.920	3.124.800	1.191,67	569.662	6.640.759	1.065,74
MALAYSIA	3.711.854	1.251.838	-66,27	7.313.832	2.508.757	-65,70
VIET NAM	25.708.126	8.136.482	-68,35	50.789.933	15.635.846	-69,21
INDIA	22.993.621	39.828.902	73,22	43.844.268	78.449.802	78,93
PAKISTAN	4.757.948	4.455.345	-6,36	9.280.122	8.685.223	-6,41
SRI LANKA	403.200	22.680	-94,38	737.676	50.193	-93,20
IRAN (ISLAMIC REPUBLIC OF)	18.023.026	11.975.017	-33,56	37.081.417	24.709.690	-33,36
YEMEN	40.320	100.800	150,00	106.445	189.120	77,67
TURKEY	25.310.016	35.084.154	38,62	49.091.070	70.964.447	44,56
UNITED ARAB EMIRATES	80.640	0	-100,00	143.942	0	-100,00
EGYPT	0	40.320	--	0	69.754	--
TUNISIA	1.874.880	100.800	-94,62	3.834.444	187.226	-95,12
ALGERIA	364.140	385.560	5,88	689.669	752.299	9,08
ETHIOPIA	0	342.720	--	0	695.116	--
TANZANIA, UNITED REPUBLIC OF	0	20.160	--	0	37.195	--
KENYA	604.800	2.136.960	253,33	1.069.408	4.299.811	302,07
MAURITANIA	120.960	0	-100,00	201.049	0	-100,00
DJIBOUTI	262.080	786.237	200,00	489.310	1.577.337	222,36
SOUTH AFRICA	18.663.353	21.182.372	13,50	35.679.330	42.033.847	17,81
AUSTRALIA	11.067.837	11.612.157	4,92	20.638.712	22.831.395	10,62
NEW ZEALAND	2.946.358	1.128.960	-61,68	5.570.538	2.227.156	-60,02
EAST TIMOR	42.840	60.480	41,18	68.944	103.924	50,74
UNITED STATES	531.779.049	537.568.056	1,09	995.736.981	1.058.981.269	6,35
CANADA	50.663.691	39.940.775	-21,16	96.996.266	79.699.769	-17,83
MEXICO	22.115.517	17.161.753	-22,40	43.005.561	34.245.899	-20,37
CHILE	6.993.875	4.295.755	-38,58	12.950.370	8.473.731	-34,57
VENEZUELA	8.916.799	6.861.119	-23,05	17.149.868	13.668.488	-20,30
ARGENTINA	22.656.132	18.828.176	-16,90	43.146.351	37.817.760	-12,35
BRAZIL	41.978.680	54.649.439	30,18	82.886.428	110.593.271	33,43
COLOMBIA	17.021.595	14.550.470	-14,52	32.630.360	29.304.655	-10,19
ECUADOR	4.919.040	4.596.480	-6,56	9.329.313	9.188.788	-1,51
PERU	2.834.160	1.832.878	-35,33	5.290.957	3.396.334	-35,81
DOMINICAN REPUBLIC	80.640	0	-100,00	154.224	0	-100,00
COSTA RICA	439.116	766.080	74,46	746.600	1.423.649	90,68
NORFOLK ISLANDS	403.200	453.600	12,50	928.850	898.128	-3,31
UNITED KINGDOM	10.334.009	14.757.418	42,80	19.542.844	29.219.684	49,52
NETHERLANDS	17.019.115	13.558.575	-20,33	31.849.980	27.186.526	-14,64
FRANCE	38.483.612	43.653.583	13,43	75.051.705	87.155.899	16,13
GERMANY, FED. REP. OF	66.237.334	62.799.951	-5,19	128.518.703	127.502.179	-0,79
AUSTRIA	120.960	0	-100,00	193.330	0	-100,00
BELGIUM	12.856.114	25.596.409	99,10	25.358.776	50.798.287	100,32
LUXEMBOURG	4.294.080	0	-100,00	8.466.841	0	-100,00
NORWAY	19.200	38.400	100,00	44.160	82.656	87,17
SWEDEN	1.391.040	927.360	-33,33	2.745.480	1.858.422	-32,31
IRELAND	406.980	685.440	68,42	756.949	1.398.826	84,80
ITALY	20.579.574	18.232.197	-11,41	40.479.665	36.900.933	-8,84
SPAIN	32.809.134	34.545.130	5,29	63.311.103	69.001.314	8,99
PORTUGAL	241.920	0	-100,00	487.673	0	-100,00
GREECE	1.614.000	1.088.640	-32,55	3.012.926	2.269.916	-24,66
HUNGARY	1.418.760	3.114.698	119,54	2.655.407	6.379.651	140,25
POLAND	13.288.257	19.378.703	45,83	25.815.071	38.736.281	50,05
ROMANIA	9.179.095	13.450.500	46,53	18.375.472	27.097.884	47,47
YUGOSLAVIA	322.558	0	-100,00	660.834	0	-100,00
UKRAINE	109.836	1.596.420	1.353,46	218.024	3.374.054	1.447,56
LITHUANIA	0	2.998.140	--	0	6.313.091	--
GEORGIA	0	201.600	--	0	398.608	--
SLOVAKIA	1.260	0	-100,00	2.375	0	-100,00
SLOVENIA	12.693.960	10.848.839	-14,54	24.456.491	21.882.022	-10,53
CZECH REPUBLIC	342.720	907.198	164,71	751.805	1.749.307	132,68
RUSSIA FEDERATION	2.285.595	1.734.579	-24,11	4.666.290	3.495.580	-25,09
<b>-CREPE</b>	<b>3.955.296</b>	<b>24.122.717</b>	<b>509,88</b>	<b>7.456.718</b>	<b>49.140.220</b>	<b>559,01</b>
JAPAN	0	1.147.945	--	0	2.475.231	--
KOREA, REPUBLIC OF	2	181.440	9.071.900,00	2	388.428	19.421.300,00
TAIWAN	161.280	665.280	312,50	326.908	1.472.890	350,55
CHINA	1.814.400	2.015.998	11,11	3.471.640	4.141.185	19,29
SINGAPORE	2.551	579.601	22.620,54	1.824	1.212.512	66.375,44
MALAYSIA	0	339.990	--	0	704.539	--
VIET NAM	60.959	201.600	230,71	108.135	398.362	268,39
INDIA	0	656.960	--	0	1.318.113	--
JORDAN	0	10.500	--	0	5.250	--
YEMEN	0	40.320	--	0	76.810	--

TABEL 5. PERKEMBANGAN EKSPOR INDONESIA MENURUT KOMODITI DAN NEGARA TUJUAN

JENIS BARANG	BERAT BERSIH (KG)		PERUB	NILAI FOB (US \$)		PERUB
	JAN-NOV 2006	JAN-NOV 2007	%	JAN-NOV 2006	JAN-NOV 2007	%
	(1)	(2)	(3)	(4)	(5)	(6)
TURKEY	0	227.615	--	0	416.285	--
UNITED ARAB EMIRATES	0	1.008.000	--	0	2.161.134	--
EGYPT	0	117.180	--	0	250.601	--
SOUTH AFRICA	685.440	120.960	-82,35	1.206.123	200.982	-83,34
AUSTRALIA	20.312	40.320	98,50	47.077	84.979	80,51
NEW CALEDONIA	345	0	-100,00	335	0	-100,00
EAST TIMOR	0	75.600	--	0	159.478	--
UNITED STATES	846.720	9.109.447	975,85	1.608.738	17.791.650	1.005,94
CANADA	20	2.860.773	14.303.765,00	53	6.199.713	11.697.471,70
MEXICO	20.160	120.960	500,00	41.630	261.475	528,09
ARGENTINA	0	40.320	--	0	83.059	--
BRAZIL	0	1.148.680	--	0	2.287.051	--
FRENCH POLYNESIA	1	0	-100,00	25	0	-100,00
UNITED KINGDOM	3	345.410	11.513.566,67	62	653.341	1.053.675,81
NETHERLANDS	3	0	-100,00	32	0	-100,00
FRANCE	145	101.361	69.804,14	347	171.807	49.412,10
GERMANY, FED. REP. OF	0	886.840	--	0	1.790.659	--
BELGIUM	40.320	40.320	0,00	77.112	68.544	-11,11
DENMARK	154	0	-100,00	334	0	-100,00
SWEDEN	0	100.800	--	0	215.116	--
ITALY	100.800	584.640	480,00	191.016	1.348.793	606,12
SPAIN	28	80.671	288.010,71	162	181.097	111.688,27
PORTUGAL	53	120.960	228.126,42	187	242.821	129.750,80
GREECE	0	1.108.800	--	0	2.284.845	--
DEMOCRATIC REPUBLIC OF THE CO	0	3.106	--	0	7.992	--
YUGOSLAVIA	0	40.320	--	0	85.478	--
RUSSIA FEDERATION	201.600	0	-100,00	374.976	0	-100,00
<b>-BUNGKIL KELAPA</b>	<b>217.464.926</b>	<b>289.082.882</b>	<b>32,93</b>	<b>13.611.967</b>	<b>32.429.695</b>	<b>138,24</b>
JAPAN	342.000	0	-100,00	66.225	0	-100,00
HONG KONG	0	31	--	0	147	--
KOREA, REPUBLIC OF	105.383.103	157.179.877	49,15	5.740.879	17.867.882	211,24
TAIWAN	1.471.240	9.712.798	560,18	152.221	1.253.162	723,25
CHINA	19.663.460	81.000	-99,59	1.136.514	21.870	-98,08
SINGAPORE	0	16.001	--	0	7.367	--
PHILIPPINES	2.000	0	-100,00	1.500	0	-100,00
MALAYSIA	65.000	600.000	823,08	2.582	55.650	2.055,31
BRUNEI DARUSSALAM	669	725	8,37	2.191	3.021	37,88
VIET NAM	21.695.431	65.435.148	201,61	1.356.794	6.805.981	401,62
INDIA	25.190.099	14.303.529	-43,22	1.908.308	1.245.357	-34,74
PAKISTAN	634.550	334.360	-47,31	103.205	40.123	-61,12
IRAN (ISLAMIC REPUBLIC OF)	2	0	-100,00	5	0	-100,00
AUSTRALIA	0	5.149.940	--	0	544.025	--
NEW ZEALAND	2.640.000	14.500.000	449,24	207.240	1.590.900	667,66
NETHERLANDS	35.953.854	19.849.673	-44,79	2.549.029	2.835.010	11,22
FRANCE	18.400	0	-100,00	14.806	0	-100,00
GERMANY, FED. REP. OF	4.150.000	1.900.000	-54,22	270.150	139.400	-48,40
ITALY	0	19.800	--	0	19.800	--
GREECE	255.118	0	-100,00	100.318	0	-100,00
<b>-DEDAK/BEKATUL</b>	<b>409.637.702</b>	<b>409.741.243</b>	<b>0,03</b>	<b>38.668.945</b>	<b>56.814.923</b>	<b>46,93</b>
JAPAN	36.155.475	22.777.678	-37,00	3.102.748	2.828.680	-8,83
KOREA, REPUBLIC OF	231.233.335	196.705.448	-14,93	21.682.096	28.052.184	29,38
TAIWAN	3.572.400	460.319	-87,11	321.916	49.225	-84,71
THAILAND	765.547	489.058	-36,12	154.896	94.485	-39,00
SINGAPORE	5.514	959	-82,61	39.819	1.180	-97,04
PHILIPPINES	23.599.999	75.852.496	221,41	2.315.525	10.168.059	339,13
MALAYSIA	1.685.673	3.207.803	90,30	171.737	440.338	156,40
VIET NAM	112.503.479	110.247.482	-2,01	10.868.257	15.180.772	39,68
SWITZERLAND	116.280	0	-100,00	11.951	0	-100,00
<b>-LAINNYA</b>	<b>1.748.899.005</b>	<b>1.759.932.800</b>	<b>0,63</b>	<b>102.401.643</b>	<b>186.777.941</b>	<b>82,40</b>
JAPAN	16.847.252	19.035.655	12,99	4.149.477	4.078.331	-1,71
HONG KONG	782	2.713	246,93	7.789	40.138	415,32
KOREA, REPUBLIC OF	175.991.262	208.151.348	18,27	9.220.442	19.142.813	107,61
TAIWAN	2.256.236	3.685.664	63,35	341.177	789.906	131,52
CHINA	4.671.634	3.259.844	-30,22	439.996	1.308.744	197,44
THAILAND	94.440.363	65.633.576	-30,50	4.253.090	5.057.132	18,90
SINGAPORE	7.798.292	6.463.820	-17,11	606.282	3.535.255	483,10
PHILIPPINES	12.243.299	17.382.523	41,98	981.567	1.293.133	31,74
MALAYSIA	4.082.699	2.654.643	-34,98	2.039.757	742.032	-63,62
MYANMAR (FORM. BURMA)	68.000	86.500	27,21	21.654	74.992	246,32
BRUNEI DARUSSALAM	1.650	445	-73,03	13.776	1.052	-92,36
VIET NAM	81.857.221	88.585.217	8,22	4.937.246	7.760.522	57,18
INDIA	3.966.508	4.085.303	2,99	1.620.735	1.869.989	15,38
PAKISTAN	394.715	525.083	33,03	78.012	186.607	139,20
BANGLADESH	4.619.500	4.053.839	-12,25	1.622.740	1.507.150	-7,12
IRAN (ISLAMIC REPUBLIC OF)	0	92.247	--	0	77.998	--

TABEL 5. PERKEMBANGAN EKSPOR INDONESIA MENURUT KOMODITI DAN NEGARA TUJUAN

JENIS BARANG	BERAT BERSIH (KG)		PERUB	NILAI FOB (US \$)		PERUB
	JAN-NOV 2006	JAN-NOV 2007	%	JAN-NOV 2006	JAN-NOV 2007	%
	(1)	(2)	(3)	(4)	(5)	(6)
SAUDI ARABIA	11.000.750	0	-100,00	589.003	0	-100,00
BAHRAIN	13.000	0	-100,00	9.225	0	-100,00
EGYPT	511.320	0	-100,00	102.264	0	-100,00
TUNISIA	2.074.250	0	-100,00	82.970	0	-100,00
TANZANIA, UNITED REPUBLIC OF	0	72.000	--	0	71.252	--
MADAGASCAR	0	163.170	--	0	59.284	--
GHANA	0	141.100	--	0	77.664	--
NIGERIA	1.540.000	1.120.000	-27,27	770.600	596.000	-22,66
NIGER	7.266.000	0	-100,00	336.254	0	-100,00
SOUTH AFRICA	702.082	1.169.999	66,65	564.105	1.173.750	108,07
AUSTRALIA	4.674.777	85.332.553	1.725,38	1.413.179	11.359.492	703,83
NEW ZEALAND	132.594.623	223.818.435	68,80	7.674.583	24.045.629	213,32
GUAM	0	508	--	0	12.808	--
EAST TIMOR	223	0	-100,00	39	0	-100,00
UNITED STATES	58.966	13.048	-77,87	250.774	208.356	-16,91
BRAZIL	3.500	0	-100,00	515	0	-100,00
URUGUAY	0	13.000	--	0	12.150	--
DOMINICAN REPUBLIC	0	718.960	--	0	139.558	--
UNITED KINGDOM	169.000	13.000	-92,31	130.535	14.895	-88,59
NETHERLANDS	991.784.026	846.417.112	-14,66	52.151.721	87.831.535	68,42
GERMANY, FED. REP. OF	119.192.156	145.906.989	22,41	5.834.216	12.355.416	111,78
BELGIUM	3.140	0	-100,00	34.181	0	-100,00
NORWAY	13.000	0	-100,00	8.888	0	-100,00
IRELAND	13.000	0	-100,00	12.350	0	-100,00
ITALY	67.557.773	28.000.000	-58,55	1.708.580	658.267	-61,47
SPAIN	52.000	3.000.000	5.669,23	37.520	462.000	1.131,34
PORTUGAL	13.000	0	-100,00	11.830	0	-100,00
HUNGARY	0	12.500	--	0	13.125	--
POLAND	260.000	26.000	-90,00	223.668	24.245	-89,16
UKRAINE	26.000	176.000	576,92	19.873	97.446	390,34
LITHUANIA	13.000	0	-100,00	8.869	0	-100,00
CZECH REPUBLIC	77.000	6	-99,99	59.008	275	-99,53
RUSSIA FEDERATION	47.006	120.000	155,29	33.153	99.000	198,62
<b>-MINYAK ATSIRI LAINNYA</b>	<b>3.655.480</b>	<b>4.295.887</b>	<b>17,52</b>	<b>56.922.859</b>	<b>84.419.435</b>	<b>48,30</b>
JAPAN	71.179	103.084	44,82	779.757	1.221.270	56,62
HONG KONG	8.098	12.002	48,21	91.053	61.870	-32,05
KOREA, REPUBLIC OF	1.888	45	-97,62	10.344	673	-93,49
TAIWAN	678	14.930	2.102,06	16.477	164.835	900,39
CHINA	136.635	351.574	157,31	709.858	2.401.078	238,25
THAILAND	7.539	6.004	-20,36	63.571	59.174	-6,92
SINGAPORE	1.355.341	1.400.509	3,33	17.351.967	26.708.164	53,92
PHILIPPINES	423	7.461	1.663,83	12.845	77.966	506,98
MALAYSIA	5.424	6.631	22,25	74.913	103.597	38,29
BRUNEI DARUSSALAM	8.840	3.512	-60,27	44.079	11.032	-74,97
VIET NAM	0	3.181	--	0	4.237	--
MALDIVES	128	19	-85,16	6.116	1.169	-80,89
INDIA	323.668	333.866	3,15	3.786.978	4.639.069	22,50
PAKISTAN	16.722	9.556	-42,85	351.775	58.745	-83,30
BANGLADESH	0	100	--	0	860	--
SRI LANKA	800	550	-31,25	12.200	11.550	-5,33
SAUDI ARABIA	878	1.080	23,01	2.011	2.100	4,43
TURKEY	57.628	24.660	-57,21	306.255	192.982	-36,99
UNITED ARAB EMIRATES	59.590	38.399	-35,56	1.038.185	692.542	-33,29
BAHRAIN	400	400	0,00	9.680	17.690	82,75
EGYPT	0	816	--	0	5.732	--
LIBYAN ARAB JAMAHIRIYA	0	2.000	--	0	20.500	--
KENYA	180	0	-100,00	220	0	-100,00
REUNION	15	0	-100,00	18	0	-100,00
NIGERIA	2.623	0	-100,00	8.622	0	-100,00
COTE D'IVOIRE	1.922	3.558	85,12	15.358	23.000	49,76
SENEGAL	0	858	--	0	6.600	--
BENIN	1.427	4.670	227,26	2.669	21.788	716,34
SOUTH AFRICA	7.952	7.092	-10,81	47.300	77.660	64,19
MAURITIUS	254	0	-100,00	643	0	-100,00
AUSTRALIA	2.079	3.531	69,84	56.719	41.372	-27,06
NEW ZEALAND	844	0	-100,00	6.155	0	-100,00
GUAM	0	2.000	--	0	4.410	--
PALAU	1	0	-100,00	26	0	-100,00
AMERICAN SAMOA	1.003	0	-100,00	1.031	0	-100,00
TONGA	3.503	0	-100,00	4.315	0	-100,00
UNITED STATES	580.092	923.475	59,19	13.501.839	16.803.415	24,45
CANADA	941	6.701	612,11	30.015	65.051	116,73
MEXICO	17.530	28.212	60,94	86.732	210.430	142,62
CHILE	2.000	0	-100,00	23.800	0	-100,00
ARGENTINA	800	677	-15,38	16.945	6.523	-61,50
BRAZIL	9.659	11.890	23,10	135.982	118.725	-12,69
FRENCH POLYNESIA	62	0	-100,00	200	0	-100,00



TABEL 5. PERKEMBANGAN EKSPOR INDONESIA MENURUT KOMODITI DAN NEGARA TUJUAN

JENIS BARANG	BERAT BERSIH (KG)		PERUB	NILAI FOB (US \$)		PERUB
	JAN-NOV 2006	JAN-NOV 2007	%	JAN-NOV 2006	JAN-NOV 2007	%
	(1)	(2)	(3)	(4)	(5)	(6)
UNITED KINGDOM	131.893	88.933	-32,57	1.958.893	2.673.114	36,46
NETHERLANDS	192.096	89.656	-53,33	3.869.624	2.755.196	-28,80
FRANCE	226.110	225.749	-0,16	4.821.912	7.078.393	46,80
GERMANY, FED. REP. OF	85.959	146.433	70,35	1.854.292	5.607.611	202,41
BELGIUM	906	2.500	175,94	225.275	422.145	87,39
SWITZERLAND	183.027	290.681	58,82	3.462.943	9.273.384	167,79
NORWAY	0	21	--	0	1.414	--
SWEDEN	0	92	--	0	43	--
IRELAND	1	63	6.200,00	890	3.589	303,26
ITALY	2.218	18.197	720,42	59.636	305.149	411,69
SPAIN	138.823	114.366	-17,62	2.052.580	2.449.486	19,34
GREECE	561	253	-54,90	3.276	197	-93,99
POLAND	140	900	542,86	385	5.905	1.433,77
LATVIA	0	5.000	--	0	8.000	--
RUSSIA FEDERATION	5.000	0	-100,00	6.500	0	-100,00
<b>-WANGI-WANGIAN DARI MINYAK AT:</b>	<b>43.894.963</b>	<b>51.256.074</b>	<b>16,77</b>	<b>135.450.672</b>	<b>172.793.709</b>	<b>27,57</b>
JAPAN	2.232.380	4.510.861	102,07	7.268.350	13.773.294	89,50
HONG KONG	883.856	1.264.758	43,10	5.791.101	8.549.044	47,62
KOREA, DEMOCRATIC PEOPLE'S REI	0	502	--	0	90	--
KOREA, REPUBLIC OF	199.968	182.614	-8,68	1.023.755	1.313.281	28,28
TAIWAN	3.029.923	3.259.739	7,58	3.059.956	4.638.400	51,58
CHINA	1.292.127	877.962	-32,05	1.697.427	1.771.082	4,34
MONGOLIA	20.449	8.898	-56,49	136.969	41.155	-69,95
MACAU	3.699	875	-76,34	9.057	32.897	263,22
PAPUA NEW GUINEA	273.410	335.744	22,80	790.882	1.105.506	39,78
THAILAND	4.089.785	4.826.329	18,01	26.588.604	32.998.352	24,11
SINGAPORE	2.644.918	3.743.697	41,54	10.342.070	14.413.010	39,36
PHILIPPINES	1.625.517	2.071.058	27,41	9.825.134	13.662.866	39,06
MALAYSIA	9.161.111	9.722.588	6,13	22.942.544	24.056.046	4,85
MYANMAR (FORM. BURMA)	17.558	169.551	865,66	210.787	931.047	341,70
CAMBODIA	972	2.655	173,15	1.642	6.424	291,23
BRUNEI DARUSSALAM	326.811	395.196	20,92	1.111.680	1.489.783	34,01
NEPAL	800	0	-100,00	12.960	0	-100,00
VIET NAM	1.411.274	803.287	-43,08	6.348.115	7.544.164	18,84
MALDIVES	574.176	388.375	-32,36	1.014.313	752.246	-25,84
INDIA	657.441	800.455	21,75	1.317.135	2.130.993	61,79
PAKISTAN	927.175	843.964	-8,97	2.086.080	2.302.440	10,37
BANGLADESH	14.884	21.867	46,92	38.314	49.248	28,54
SRI LANKA	113.373	90.665	-20,03	148.846	104.281	-29,94
AFGHANISTAN	99.991	1.000	-99,00	150.971	14.133	-90,64
IRAQ	37.937	149.620	294,39	84.746	330.850	290,40
IRAN (ISLAMIC REPUBLIC OF)	99.730	122.446	22,78	363.259	410.661	13,05
SAUDI ARABIA	478.306	545.360	14,02	740.177	1.098.561	48,42
KUWAIT	1.561	5.496	252,08	34.357	34.185	-0,50
JORDAN	85.725	79.073	-7,76	226.145	216.294	-4,36
LEBANON	13.222	16.284	23,16	40.245	49.520	23,05
PALESTINA	1.498	0	-100,00	27.121	0	-100,00
YEMEN	710.054	754.337	6,24	1.240.225	1.458.871	17,63
TURKEY	0	798	--	0	11.175	--
UNITED ARAB EMIRATES	6.569.037	7.190.774	9,46	16.983.851	18.319.416	7,86
QATAR	1.379	1.328	-3,70	3.800	2.531	-33,39
BAHRAIN	150	235	56,67	5	4.847	96.840,00
CYPRUS	13.873	36.404	162,41	37.847	125.314	231,11
EGYPT	28.342	24.853	-12,31	101.883	123.850	21,56
LIBYAN ARAB JAMAHIRIYA	63.443	165.675	161,14	118.641	560.848	372,73
MOROCCO	39.142	0	-100,00	92.478	0	-100,00
SUDAN	38.272	43.312	13,17	120.619	221.076	83,28
NAMIBIA	4.536	73.440	1.519,05	6.999	115.600	1.551,66
TANZANIA, UNITED REPUBLIC OF	230.127	556.903	142,00	387.848	788.824	103,38
MADAGASCAR	36.107	106.459	194,84	76.448	86.403	13,02
SOMALIA	0	16.727	--	0	25.194	--
KENYA	1.133.321	1.787.065	57,68	1.779.088	3.149.342	77,02
REUNION	1.891	2.473	30,78	3.473	7.692	121,48
MOZAMBIQUE	3.073	22.452	630,62	10.526	37.332	254,66
EQUATORIAL GUINEA	25.409	24.556	-3,36	36.206	31.738	-12,34
TOGO	17.795	76.421	329,45	14.548	84.204	478,80
GHANA	163.292	239.177	46,47	308.089	582.193	88,97
LIBERIA	2.572	0	-100,00	2.436	0	-100,00
GUINEA	7.329	27.112	269,93	8.400	41.115	389,46
ANGOLA	97.315	184.643	89,74	167.802	301.650	79,77
CAMEROON	25.317	17.326	-31,56	31.908	22.821	-28,48
NIGERIA	73.850	504.159	582,68	167.107	1.481.332	786,46
SIERRA LEONE	7.162	0	-100,00	39.315	0	-100,00
GABON	25.583	23.895	-6,60	66.327	53.657	-19,10
COTE D'IVOIRE	6.411	106.566	1.562,24	13.899	138.485	896,37
SENEGAL	172.819	367.755	112,80	195.364	341.729	74,92
BENIN	271.842	304.114	11,87	691.723	534.766	-22,69

TABEL 5. PERKEMBANGAN EKSPOR INDONESIA MENURUT KOMODITI DAN NEGARA TUJUAN

JENIS BARANG	BERAT BERSIH (KG)		PERUB	NILAI FOB (US \$)		PERUB
	JAN-NOV 2006	JAN-NOV 2007	%	JAN-NOV 2006	JAN-NOV 2007	%
	(1)	(2)	(3)	(4)	(5)	(6)
BURKINA FASO	9.250	5.302	-42,68	8.654	4.956	-42,73
GAMBIA	16.063	8.049	-49,89	54.998	25.844	-53,01
SEYCHELLES	65.605	44.535	-32,12	101.251	99.368	-1,86
UGANDA	131.410	48.226	-63,30	172.116	61.397	-64,33
CENTRAL AFRICAN REPUBLIC	6.543	0	-100,00	10.090	0	-100,00
NIGER	196	0	-100,00	313	0	-100,00
CHAD	793	12.678	1.498,74	718	17.604	2.351,81
DJIBOUTI	191.858	133.832	-30,24	333.184	220.472	-33,83
SAINT HELENA	124	0	-100,00	110	0	-100,00
SAO TOME AND PRINCIPE	4.201	8.128	93,48	3.294	14.100	328,05
SWAZILAND	0	3	--	0	40	--
SOUTH AFRICA	13.182	33.356	153,04	44.593	95.449	114,04
ZIMBABWE	9.790	0	-100,00	12.460	0	-100,00
MAURITIUS	169.584	204.936	20,85	375.517	506.352	34,84
AUSTRALIA	468.902	233.118	-50,28	1.012.100	655.474	-35,24
NEW ZEALAND	11.366	14.283	25,66	36.999	77.173	108,58
MICRONESIA, FEDERATED STATES C	1.511	2.356	55,92	5.555	10.889	96,02
GUAM	3.376	110	-96,74	23.356	3.357	-85,63
PALAU	131	147	12,21	457	756	65,43
NEW CALEDONIA	527	4.481	750,28	409	6.391	1.462,59
SAINT VINCENT AND THE GRENADIN	0	4.179	--	0	4.040	--
VANUATU	85.680	130.213	51,98	134.233	271.824	102,50
WALLIS AND FUTUNA ISLANDS	0	3.749	--	0	9.247	--
AMERICAN SAMOA	691	6.446	832,85	4.313	13.147	204,82
COOK ISLANDS	32.946	18.261	-44,57	25.393	33.075	30,25
FIJI	77.636	94.594	21,84	225.733	270.287	19,74
KIRIBATI	20.527	29.885	45,59	27.610	48.361	75,16
SAMOA	25.222	23.489	-6,87	38.994	44.800	14,89
SOLOMON ISLANDS	73.726	84.667	14,84	168.335	175.626	4,33
TONGA	68.489	44.658	-34,80	99.846	69.024	-30,87
TUVALU	0	597	--	0	1.902	--
EAST TIMOR	98.026	4	-100,00	125.236	8	-99,99
UNITED STATES	253.877	353.772	39,35	984.837	1.528.796	55,23
CANADA	38.797	43.829	12,97	88.863	130.392	46,73
MEXICO	7	3.648	52.014,29	49	142.506	290.728,57
GUATEMALA	27	0	-100,00	1.803	0	-100,00
HONDURAS	0	84	--	0	158	--
NICARAGUA	0	200	--	0	1.421	--
PANAMA	2.224	20.604	826,44	1.225	30.795	2.413,88
SURINAME	4.132	2.581	-37,54	13.297	8.798	-33,83
CHILE	1.178	12.262	940,92	2.957	22.980	677,14
VENEZUELA	15	94	526,67	34	152	347,06
ARGENTINA	0	273	--	0	4.821	--
BRAZIL	662	19.286	2.813,29	10.366	46.123	344,95
COLOMBIA	0	15	--	0	285	--
BOLIVIA	0	6.356	--	0	6.501	--
BAHAMAS	38	219	476,32	120	81	-32,50
JAMAICA	101	1	-99,01	2.334	72	-96,92
PUERTO RICO	15	0	-100,00	263	0	-100,00
BELIZE	0	19.742	--	0	97.123	--
COSTA RICA	0	61	--	0	309	--
BARBADOS	7.348	23.739	223,07	9.899	47.771	382,58
ANGUILLA	2	2	0,00	53	10	-81,13
BERMUDA	0	5	--	0	52	--
CAPE VERDE	17.339	23.838	37,48	43.243	25.849	-40,22
DOMINICA	0	1.136	--	0	1.410	--
FRENCH POLYNESIA	425	77	-81,88	804	105	-86,94
MARTINIQUE	20	26	30,00	124	124	0,00
NETHERLANDS ANTILLES	1.825	10.054	450,90	4.551	22.386	391,89
GUADELOUPE	258	168	-34,88	374	484	29,41
UNITED KINGDOM	926.940	463.671	-49,98	2.248.663	1.795.890	-20,14
NETHERLANDS	179.020	184.290	2,94	373.622	369.981	-0,97
FRANCE	209.422	280.787	34,08	924.636	1.582.026	71,10
GERMANY, FED. REP. OF	63.255	36.281	-42,64	156.228	144.785	-7,32
AUSTRIA	815	252	-69,08	36.385	38.481	5,76
BELGIUM	68.871	54.243	-21,24	288.255	121.450	-57,87
SWITZERLAND	2.594	4.276	64,84	20.425	49.869	144,16
DENMARK	20	93	365,00	185	98	-47,03
NORWAY	0	98	--	0	1.106	--
SWEDEN	181	3	-98,34	500	5	-99,00
FINLAND	781	400	-48,78	9.226	5.887	-36,19
IRELAND	315	1.380	338,10	2.306	16.551	617,74
ITALY	293.327	263.696	-10,10	460.443	469.540	1,98
SPAIN	13.670	7.764	-43,20	134.622	134.790	0,12
PORTUGAL	0	1.506	--	0	1.744	--
GREECE	19.617	91.266	365,24	39.568	174.213	340,29
DEMOCRATIC REPUBLIC OF THE CO	28.540	68.803	141,08	85.948	199.238	131,81
HUNGARY	3.289	5.094	54,88	55.580	64.727	16,46

TABEL 5. PERKEMBANGAN EKSPOR INDONESIA MENURUT KOMODITI DAN NEGARA TUJUAN

JENIS BARANG	BERAT BERSIH (KG)		PERUB	NILAI FOB (US \$)		PERUB
	JAN-NOV 2006	JAN-NOV 2007	%	JAN-NOV 2006	JAN-NOV 2007	%
	(1)	(2)	(3)	(4)	(5)	(6)
POLAND	104	1.084	942,31	2.541	7.916	211,53
ROMANIA	0	2.026	--	0	27.408	--
BULGARIA	980	135	-86,22	6.898	217	-96,85
YUGOSLAVIA	1	0	-100,00	1	0	-100,00
UKRAINE	32.560	24.472	-24,84	137.568	51.072	-62,88
LITHUANIA	157	383	143,95	504	2.674	430,56
LATVIA	0	119.619	--	0	176.616	--
MALTA	14.287	6.368	-55,43	16.106	10.251	-36,35
SLOVENIA	1.540	1.028	-33,25	7.564	3.420	-54,79
CZECH REPUBLIC	225	0	-100,00	3.410	0	-100,00
RUSSIA FEDERATION	29.787	824	-97,23	88.828	11.429	-87,13
<b>ROTAN OLAHAN</b>	<b>21.060.159</b>	<b>28.592.284</b>	<b>35,76</b>	<b>19.212.330</b>	<b>26.499.234</b>	<b>37,93</b>
JAPAN	15.093	35.845	137,49	142.650	212.032	48,64
HONG KONG	3.152.313	1.775.839	-43,67	2.730.734	1.599.412	-41,43
KOREA, REPUBLIC OF	13.325	128.179	861,94	33.283	144.673	334,68
TAIWAN	522.145	476.808	-8,68	224.252	271.328	20,99
CHINA	13.622.663	20.952.896	53,81	12.063.016	16.933.183	40,37
THAILAND	422.698	624.792	47,81	337.489	589.494	74,67
SINGAPORE	1.588.053	2.253.277	41,89	1.332.972	2.090.002	56,79
PHILIPPINES	13.499	0	-100,00	12.295	0	-100,00
MALAYSIA	149.356	465.276	211,52	31.406	410.248	1.206,27
BRUNEI DARUSSALAM	0	48	--	0	214	--
VIET NAM	164.150	179.367	9,27	130.721	149.905	14,68
MALDIVES	936	243	-74,04	13.707	926	-93,24
INDIA	90.063	71.730	-20,36	80.457	58.178	-27,69
PAKISTAN	0	4.950	--	0	700	--
BANGLADESH	1.000	0	-100,00	84	0	-100,00
SRI LANKA	181.764	131.450	-27,68	114.501	106.304	-7,16
IRAN (ISLAMIC REPUBLIC OF)	0	15.069	--	0	15.642	--
SAUDI ARABIA	22.050	27.771	25,95	57.755	36.590	-36,65
KUWAIT	21.545	40.065	85,96	25.030	21.165	-15,44
JORDAN	51.478	66.873	29,91	43.330	57.537	32,79
SYRIA ARAB REPUBLIC	0	54.948	--	0	41.396	--
TURKEY	17.732	46.866	164,30	5.766	63.579	1.002,65
UNITED ARAB EMIRATES	1.978	2.954	49,34	9.138	16.484	80,39
CYPRUS	5.843	3.866	-33,84	28.889	15.675	-45,74
EGYPT	0	5.346	--	0	4.931	--
TUNISIA	15.000	668	-95,55	17.400	1.422	-91,83
KENYA	0	450	--	0	386	--
REUNION	0	177	--	0	343	--
SEYCHELLES	300	0	-100,00	1.662	0	-100,00
SWAZILAND	150	0	-100,00	793	0	-100,00
SOUTH AFRICA	135.835	33.843	-75,09	107.227	31.488	-70,63
MAURITIUS	10.358	0	-100,00	1.969	0	-100,00
AUSTRALIA	71.827	93.561	30,26	133.443	647.887	385,52
NEW ZEALAND	23.288	22.757	-2,28	53.064	51.344	-3,24
GUAM	163	58	-64,42	2.645	1.000	-62,19
NEW CALEDONIA	85	723	750,59	217	966	345,16
SAINT VINCENT AND THE GRENADIN	0	775	--	0	1.513	--
VANUATU	1.253	725	-42,14	1.506	700	-53,52
SAMOA	0	1.076	--	0	3.261	--
UNITED STATES	218.770	288.519	31,88	440.044	941.610	113,98
CANADA	4.225	3.195	-24,38	3.258	5.590	71,58
MEXICO	13.495	26.379	95,47	25.795	92.152	257,25
CUBA	10.950	0	-100,00	9.601	0	-100,00
SURINAME	0	1.221	--	0	3.600	--
CHILE	0	275	--	0	8.333	--
ARGENTINA	0	9.818	--	0	17.683	--
BRAZIL	13	2.638	20.192,31	136	2.035	1.396,32
COLOMBIA	8.616	55.256	541,32	9.947	57.469	477,75
URUGUAY	35	436	1.145,71	150	560	273,33
PERU	0	223	--	0	225	--
BAHAMAS	9.973	12.240	22,73	18.556	39.569	113,24
PUERTO RICO	3.823	4.155	8,68	12.966	10.006	-22,83
DOMINICAN REPUBLIC	0	21.760	--	0	72.670	--
COSTA RICA	0	567	--	0	809	--
FRENCH POLYNESIA	1.812	0	-100,00	4.790	0	-100,00
UNITED KINGDOM	12.207	62.035	408,19	33.966	348.574	926,24
NETHERLANDS	40.703	50.587	24,28	61.799	84.482	36,70
FRANCE	42.247	54.303	28,54	107.370	150.858	40,50
GERMANY, FED. REP. OF	206.382	228.003	10,48	359.000	397.828	10,82
AUSTRIA	469	0	-100,00	1.019	0	-100,00
BELGIUM	69	80.507	116.576,81	641	255.864	39.816,38
SWITZERLAND	484	2.207	355,99	2.464	20.490	731,57
DENMARK	106	59	-44,34	143	138	-3,50
NORWAY	463	894	93,09	4.953	9.936	100,61
SWEDEN	111	546	391,89	634	2.935	362,93

TABEL 5. PERKEMBANGAN EKSPOR INDONESIA MENURUT KOMODITI DAN NEGARA TUJUAN

JENIS BARANG	BERAT BERSIH (KG)		PERUB	NILAI FOB (US \$)		PERUB
	JAN-NOV 2006	JAN-NOV 2007	%	JAN-NOV 2006	JAN-NOV 2007	%
	(1)	(2)	(3)	(4)	(5)	(6)
FINLAND	312	659	111,22	667	521	-21,89
ITALY	60.533	50.641	-16,34	91.336	133.615	46,29
SPAIN	36.347	38.318	5,42	173.265	106.000	-38,82
PORTUGAL	0	212	--	0	287	--
GREECE	1	3.594	359.300,00	1	11.283	1.128.200,00
HUNGARY	0	159	--	0	150	--
ROMANIA	0	16	--	0	33	--
UKRAINE	40.482	44.791	10,64	46.074	86.209	87,11
LATVIA	50	0	-100,00	315	0	-100,00
CROATIA	10	1.148	11.380,00	32	1.311	3.996,88
SLOVAKIA	1	5.700	569.900,00	12	4.788	39.800,00
CZECH REPUBLIC	0	9.552	--	0	12.038	--
RUSSIA FEDERATION	31.527	12.400	-60,67	65.995	39.675	-39,88
<b>-MINYAK KELAPA SAWIT</b>	<b>10.843.787.477</b>	<b>10.223.341.937</b>	<b>-5,72</b>	<b>4.250.762.718</b>	<b>6.520.848.497</b>	<b>53,40</b>
JAPAN	10.552.931	3.860.922	-63,41	5.040.807	3.857.217	-23,48
HONG KONG	6.252.965	39.957.515	539,02	2.743.696	30.793.935	1.022,35
KOREA, REPUBLIC OF	9.236.927	3.397.177	-63,22	3.757.709	2.103.374	-44,03
TAIWAN	6.903.971	962.490	-86,06	2.924.359	761.949	-73,94
CHINA	1.601.541.945	1.289.911.618	-19,46	636.799.940	831.679.448	30,60
MONGOLIA	0	5.246.000	--	0	3.338.075	--
MACAU	8.000.000	0	-100,00	3.190.032	0	-100,00
PAPUA NEW GUINEA	1.399.944	2.065.482	47,54	865.868	2.182.041	152,01
THAILAND	84.449	0	-100,00	41.364	0	-100,00
SINGAPORE	608.236.633	571.429.631	-6,05	234.380.345	362.319.246	54,59
PHILIPPINES	56.107.927	40.057.211	-28,61	25.171.539	31.272.353	24,24
MALAYSIA	637.452.873	334.404.986	-47,54	230.970.802	215.957.630	-6,50
MYANMAR (FORM. BURMA)	164.066.477	258.734.450	57,70	68.536.136	169.535.992	147,37
CAMBODIA	0	441.792	--	0	354.147	--
BRUNEI DARUSSALAM	392.262	944.099	140,68	233.104	779.830	234,54
LAO PEOPLE'S DEMOCRATIC REPUB	0	21.006	--	0	11.845	--
NEPAL	1.500.000	0	-100,00	154.226	0	-100,00
VIET NAM	91.138.149	143.025.245	56,93	35.794.908	89.583.948	150,27
MALDIVES	1.129.662	1.157.313	2,45	724.689	1.118.754	54,38
INDIA	2.172.270.498	2.802.361.868	29,01	833.400.752	1.769.603.407	112,34
PAKISTAN	785.793.407	611.733.464	-22,15	315.697.092	399.840.197	26,65
BANGLADESH	426.269.280	471.167.307	10,53	169.591.792	301.525.473	77,79
SRI LANKA	392.825.116	208.919.696	-46,82	150.452.800	129.173.631	-14,14
AFGHANISTAN	0	407.808	--	0	281.591	--
IRAQ	2.500.000	0	-100,00	962.500	0	-100,00
IRAN (ISLAMIC REPUBLIC OF)	106.713.775	164.874.099	54,50	44.844.622	116.129.538	158,96
SAUDI ARABIA	96.530.987	120.186.597	24,51	36.751.250	75.307.405	104,91
KUWAIT	10.627	0	-100,00	6.856	0	-100,00
JORDAN	228.130.225	15.292.012	-93,30	90.452.807	10.689.663	-88,18
YEMEN	45.934.309	36.896.439	-19,68	19.100.459	23.970.991	25,50
OMAN	7.500.000	0	-100,00	3.106.250	0	-100,00
SYRIA ARAB REPUBLIC	5.230.424	41.600	-99,20	2.105.035	29.328	-98,61
TURKEY	254.267.113	221.110.915	-13,04	103.097.651	134.893.114	30,84
UNITED ARAB EMIRATES	26.818.494	33.500.065	24,91	10.874.763	21.133.191	94,33
QATAR	104.220	0	-100,00	55.236	0	-100,00
EGYPT	343.579.903	369.690.345	7,60	146.383.477	230.874.333	57,72
MOROCCO	6.799.436	9.447.863	38,95	2.455.831	7.026.416	186,11
TUNISIA	5.775.000	37.600.100	551,08	2.319.562	23.532.895	914,54
ALGERIA	67.731.163	50.343.031	-25,67	28.010.427	31.787.364	13,48
SUDAN	16.520.548	23.019.764	39,34	6.366.960	14.013.550	120,10
ERITREA	55.626	0	-100,00	39.039	0	-100,00
ETHIOPIA	105.251	0	-100,00	58.150	0	-100,00
TANZANIA, UNITED REPUBLIC OF	140.927.343	50.250.021	-64,34	55.153.011	31.366.032	-43,13
MOZAMBIQUE	11.975.228	10.787.123	-9,92	5.216.430	7.155.873	37,18
EQUATORIAL GUINEA	1.384.600	572.128	-58,68	866.842	504.301	-41,82
TOGO	3.612.256	6.887.512	90,67	1.714.295	4.431.059	158,48
GHANA	19.667.453	23.164.625	17,78	9.319.927	17.928.048	92,36
LIBERIA	116.308	4.477.958	3.750,09	66.566	3.533.652	5.208,49
GUINEA	267.678	12.280.350	4.487,73	151.969	9.046.416	5.852,80
ANGOLA	14.845.682	10.638.881	-28,34	8.668.287	9.205.232	6,19
CONGO	4.202.218	3.938.338	-6,28	2.287.500	3.161.044	38,19
CAMEROON	7.804.590	1.166.866	-85,05	4.458.312	986.502	-77,87
NIGERIA	33.830	0	-100,00	25.740	0	-100,00
SIERRA LEONE	422.167	194.276	-53,98	232.943	161.907	-30,50
GABON	3.783.703	375.573	-90,07	2.269.684	416.000	-81,67
COTE D'IVOIRE	8.728.339	7.250.976	-16,93	3.658.830	5.784.054	58,08
SENEGAL	6.221.473	1.812.807	-70,86	3.379.235	1.213.313	-64,10
MAURITANIA	1.827.660	2.458.280	34,50	1.040.832	1.635.795	57,16
BENIN	2.436.066	5.913.874	142,76	1.623.395	5.316.214	227,48
BURKINA FASO	999.433	0	-100,00	329.812	0	-100,00
GUINEA BISSAU	347.225	3.379.396	873,26	212.660	2.902.390	1.264,80
GAMBIA	1.797.597	2.147.303	19,45	997.862	1.917.272	92,14
U.S. VIRGIN ISLANDS	0	1.460.000	--	0	683.360	--

TABEL 5. PERKEMBANGAN EKSPOR INDONESIA MENURUT KOMODITI DAN NEGARA TUJUAN

JENIS BARANG	BERAT BERSIH (KG)		PERUB	NILAI FOB (US \$)		PERUB
	JAN-NOV 2006	JAN-NOV 2007	%	JAN-NOV 2006	JAN-NOV 2007	%
	(1)	(2)	(3)	(4)	(5)	(6)
DJIBOUTI	1.741.460	1.975.791	13,46	944.653	1.475.544	56,20
SAO TOME AND PRINCIPE	399.105	171.045	-57,14	249.201	156.538	-37,18
SOUTH AFRICA	94.857.609	94.658.728	-0,21	37.735.955	56.179.739	48,88
ZAMBIA	0	101.952	--	0	79.421	--
COMOROS	460.916	672.467	45,90	273.851	676.710	147,11
MAURITIUS	1.775.149	39.398	-97,78	827.613	29.745	-96,41
AUSTRALIA	5.000.087	217.892	-95,64	2.362.724	132.505	-94,39
NEW ZEALAND	7.156.285	1.799.250	-74,86	2.898.107	1.441.701	-50,25
MICRONESIA, FEDERATED STATES C	906	55.491	6.024,83	3.322	55.402	1.567,73
GUAM	72.518	0	-100,00	41.995	0	-100,00
NORTHERN MARIANA ISLANDS	32.594	64.041	96,48	21.384	56.620	164,78
VANUATU	298.449	371.345	24,42	213.495	411.066	92,54
OTH.OCEANIA	650.000	0	-100,00	237.575	0	-100,00
COOK ISLANDS	16.942	52.805	211,68	11.680	51.459	340,57
FIJI	244.692	217.838	-10,97	200.563	194.365	-3,09
KIRIBATI	80.673	100.121	24,11	53.887	106.367	97,39
MARSHALL ISLANDS	0	34.370	--	0	32.997	--
SAMOA	700.589	699.399	-0,17	469.652	709.637	51,10
SOLOMON ISLANDS	182.223	117.160	-35,71	135.936	137.886	1,43
TONGA	190.926	189.653	-0,67	192.052	193.034	0,51
TUVALU	7.558	37.155	391,60	5.553	37.884	582,23
EAST TIMOR	1.105.796	73	-99,99	648.728	21	-100,00
UNITED STATES	57.674.079	53.760.684	-6,79	22.488.409	32.506.502	44,55
CANADA	2.512.070	6.011.259	139,30	982.527	5.321.733	441,64
MEXICO	2.499.692	0	-100,00	974.879	0	-100,00
NICARAGUA	23.083	0	-100,00	11.437	0	-100,00
PANAMA	224.623	0	-100,00	163.243	0	-100,00
CHILE	0	1.032.000	--	0	558.790	--
VENEZUELA	1.000.000	0	-100,00	360.000	0	-100,00
BRAZIL	52.006.603	44.427.730	-14,57	20.964.660	30.045.545	43,32
ECUADOR	40.002.349	15.000.583	-62,50	16.670.949	6.270.238	-62,39
GUYANA	63.018	0	-100,00	30.669	0	-100,00
JAMAICA	242.498	59.875	-75,31	115.010	35.525	-69,11
DOMINICAN REPUBLIC	42.000	0	-100,00	18.533	0	-100,00
COSTA RICA	2.750.000	3.000.000	9,09	957.000	1.515.000	58,31
DOMINICA	147.000	0	-100,00	68.355	0	-100,00
FRENCH POLYNESIA	38.185	16.510	-56,76	23.792	13.139	-44,78
NETHERLANDS ANTILLES	18.113	0	-100,00	11.108	0	-100,00
UNITED KINGDOM	52.092.722	30.186.880	-42,05	19.418.845	18.388.840	-5,30
NETHERLANDS	1.075.056.467	699.225.032	-34,96	411.277.385	441.736.272	7,41
FRANCE	1.334.859	2.953.306	121,24	616.652	2.185.029	254,34
GERMANY, FED. REP. OF	312.682.716	432.639.153	38,36	112.430.301	265.793.484	136,41
BELGIUM	5.105.600	2.085.152	-59,16	2.048.576	1.370.255	-33,11
SWITZERLAND	20.000	161.962	709,81	9.300	126.493	1.260,14
DENMARK	14.918.000	5.499.999	-63,13	5.551.214	4.124.500	-25,70
SWEDEN	19.068	0	-100,00	12.872	0	-100,00
ITALY	154.103.712	187.312.601	21,55	59.143.968	113.384.121	91,71
SPAIN	145.045.038	100.678.619	-30,59	57.220.876	63.592.612	11,14
PORTUGAL	6.387.407	16.860.137	163,96	2.645.434	9.514.761	259,67
GREECE	17.237.509	53.130.501	208,23	7.025.419	33.524.458	377,19
DEMOCRATIC REPUBLIC OF THE CO	1.083.324	16.011.148	1.377,96	686.973	12.321.818	1.693,64
POLAND	147.000	0	-100,00	68.166	0	-100,00
ROMANIA	87.193	60.982	-30,06	46.720	65.366	39,91
BULGARIA	4.132.666	18.124.810	338,57	1.853.708	12.134.348	554,60
YUGOSLAVIA	0	500.000	--	0	256.250	--
ARMENIA	45.000	0	-100,00	23.963	0	-100,00
AZERBAIJAN	106.024	21.000	-80,19	49.044	15.124	-69,16
BELARUS	21.862	0	-100,00	9.510	0	-100,00
KAZAKHSTAN	0	227.000	--	0	145.540	--
KYRGYZSTAN	0	21.006	--	0	15.019	--
TAJKIKISTAN	43.095	22.500	-47,79	22.302	14.513	-34,93
TURKMENISTAN	0	63.000	--	0	43.785	--
UKRAINE	235.265.999	252.545.961	7,34	89.442.690	163.646.316	82,96
LATVIA	81.302	0	-100,00	38.335	0	-100,00
GEORGIA	198.518	6.642.000	3.245,79	91.347	3.886.155	4.154,28
SLOVENIA	0	40.000	--	0	34.800	--
RUSSIA FEDERATION	117.491.240	152.078.376	29,44	50.523.654	93.293.190	84,65
<b>-MINYAK BIJI KELAPA SAWIT</b>	<b>1.119.740.435</b>	<b>1.162.375.118</b>	<b>3,81</b>	<b>541.246.760</b>	<b>832.449.995</b>	<b>53,80</b>
JAPAN	0	3.322	--	0	1.737	--
KOREA, REPUBLIC OF	907	1	-99,89	2.752	3	-99,89
CHINA	180.595.025	256.399.924	41,98	88.159.458	172.629.484	95,82
PAPUA NEW GUINEA	14.250	0	-100,00	16.620	0	-100,00
SINGAPORE	12.508.974	18.166.854	45,23	3.862.893	14.207.560	267,80
PHILIPPINES	1.829.178	7.749.371	323,65	878.005	4.830.912	450,21
MALAYSIA	151.776.487	176.750.566	16,45	75.359.976	130.586.606	73,28
MYANMAR (FORM. BURMA)	1.399.959	0	-100,00	559.984	0	-100,00
INDIA	109.909.096	121.954.430	10,96	54.004.765	90.331.249	67,27

TABEL 5. PERKEMBANGAN EKSPOR INDONESIA MENURUT KOMODITI DAN NEGARA TUJUAN

JENIS BARANG	BERAT BERSIH (KG)		PERUB	NILAI FOB (US \$)		PERUB
	JAN-NOV 2006	JAN-NOV 2007	%	JAN-NOV 2006	JAN-NOV 2007	%
	(1)	(2)	(3)	(4)	(5)	(6)
PAKISTAN	7.018.204	5.652.128	-19,46	3.719.908	4.151.701	11,61
BANGLADESH	4.500.000	5.012.270	11,38	2.343.000	3.525.100	50,45
SRI LANKA	2.844.999	2.000.000	-29,70	1.512.978	1.264.375	-16,43
IRAN (ISLAMIC REPUBLIC OF)	1.000.000	2.949.502	194,95	510.000	2.086.356	309,09
SAUDI ARABIA	3.900.000	2.997.419	-23,14	2.055.200	2.309.775	12,39
JORDAN	14.953.098	0	-100,00	7.754.437	0	-100,00
SYRIA ARAB REPUBLIC	2.500.000	0	-100,00	1.240.000	0	-100,00
TURKEY	50.664.178	43.305.941	-14,52	26.030.429	29.932.319	14,99
UNITED ARAB EMIRATES	0	250.000	--	0	160.000	--
EGYPT	3.850.000	13.300.924	245,48	1.902.500	10.327.820	442,86
TUNISIA	815.000	3.251.867	299,00	398.600	2.433.642	510,55
ALGERIA	3.664.413	3.010.992	-17,83	1.716.500	2.078.875	21,11
SUDAN	0	522.000	--	0	404.550	--
TANZANIA, UNITED REPUBLIC OF	1.100.000	0	-100,00	551.250	0	-100,00
GABON	0	300.000	--	0	252.000	--
MAURITANIA	0	150.000	--	0	92.250	--
SOUTH AFRICA	10.200.286	6.463.280	-36,64	5.390.769	4.469.586	-17,09
EAST TIMOR	667	0	-100,00	138	0	-100,00
UNITED STATES	31.872.367	34.998.056	9,81	17.539.087	24.743.662	41,08
MEXICO	13.396.528	9.999.726	-25,36	6.762.248	6.339.827	-6,25
ARGENTINA	0	10.000	--	0	12.000	--
BRAZIL	75.757.960	40.509.970	-46,53	22.359.377	30.624.379	36,96
URUGUAY	0	20.890	--	0	20.054	--
UNITED KINGDOM	0	2.250.000	--	0	1.897.325	--
NETHERLANDS	362.427.181	289.249.954	-20,19	179.064.683	202.734.459	13,22
FRANCE	0	2	--	0	5	--
GERMANY, FED. REP. OF	20.641.000	19.305.083	-6,47	11.272.692	15.585.065	38,26
BELGIUM	200	4.470.000	2.234.900,00	131	3.944.775	3.011.178,63
IRELAND	0	14	--	0	85	--
ITALY	14.728.773	18.819.787	27,78	7.569.588	13.143.832	73,64
SPAIN	13.767.459	12.678.905	-7,91	6.879.142	9.101.469	32,31
PORTUGAL	315.000	800.000	153,97	138.600	534.500	285,64
GREECE	5.849.390	12.905.894	120,64	2.903.679	9.929.140	241,95
DEMOCRATIC REPUBLIC OF THE CO	1.000.000	0	-100,00	509.000	0	-100,00
BULGARIA	131.220	130.914	-0,23	84.636	91.547	8,17
TURKMENISTAN	0	21.870	--	0	21.433	--
UKRAINE	13.400.044	28.466.174	112,43	7.379.316	23.092.000	212,93
GEORGIA	0	1.539.914	--	0	1.050.991	--
RUSSIA FEDERATION	1.408.592	16.007.174	1.036,40	814.419	13.507.547	1.558,55
<b>-MINYAK NABATI LAIN</b>	<b>891.509.644</b>	<b>1.122.427.730</b>	<b>25,90</b>	<b>436.658.965</b>	<b>808.944.141</b>	<b>85,26</b>
JAPAN	2.245.077	1.820.994	-18,89	2.470.094	1.687.349	-31,69
HONG KONG	9.687	15.535	60,37	156.188	43.029	-72,45
KOREA, REPUBLIC OF	10.573.890	49.134.492	364,68	5.651.915	37.273.821	559,49
TAIWAN	460.603	526.153	14,23	286.915	405.785	41,43
CHINA	416.249.237	332.987.340	-20,00	180.370.634	219.288.887	21,58
PAPUA NEW GUINEA	114.376	49.809	-56,45	121.026	70.086	-42,09
THAILAND	910.312	702.783	-22,80	490.550	584.852	19,22
SINGAPORE	16.941.655	10.445.869	-38,34	8.596.217	6.125.458	-28,74
PHILIPPINES	3.474.678	3.623.199	4,27	1.821.822	2.871.634	57,62
MALAYSIA	161.573.663	146.059.046	-9,60	86.089.778	110.950.746	28,88
CAMBODIA	0	11	--	0	20	--
VIET NAM	378.547	819.790	116,56	272.240	726.397	166,82
MALDIVES	172	32.978	19.073,26	1.039	36.713	3.433,49
INDIA	13.292.150	11.712.357	-11,89	6.330.236	7.236.770	14,32
PAKISTAN	9.623.502	2.845.988	-70,43	3.873.210	2.171.423	-43,94
BANGLADESH	5	21.593.000	431.859.900,00	3.520	18.207.105	517.147,30
SRI LANKA	521.389	19.560	-96,25	323.096	26.592	-91,77
IRAN (ISLAMIC REPUBLIC OF)	1.063.079	1.336.803	25,75	727.700	1.051.639	44,52
SAUDI ARABIA	774.889	2.683.040	246,25	256.380	1.496.043	483,53
KUWAIT	22.000	0	-100,00	14.850	0	-100,00
LEBANON	41.998	22.250	-47,02	37.485	26.589	-29,07
OMAN	108.100	0	-100,00	70.747	0	-100,00
SYRIA ARAB REPUBLIC	756.068	707.193	-6,46	576.247	694.830	20,58
TURKEY	15.513.109	30.407.056	96,01	9.331.284	22.256.108	138,51
UNITED ARAB EMIRATES	20.999	111	-99,47	18.444	1.241	-93,27
CYPRUS	492	215	-56,30	1.314	1.364	3,81
EGYPT	6.585.599	17.031.119	158,61	3.922.670	13.155.355	235,37
MOROCCO	1.314.600	689.600	-47,54	818.871	601.401	-26,56
TUNISIA	1.300.000	2.095.972	61,23	681.575	1.625.990	138,56
ALGERIA	8.671.208	9.704.693	11,92	4.314.147	6.768.234	56,88
SUDAN	0	1.501.169	--	0	908.320	--
TANZANIA, UNITED REPUBLIC OF	2.500.000	105.000	-95,80	850.000	51.975	-93,89
MADAGASCAR	0	163.170	--	0	91.377	--
MOZAMBIQUE	114.000	135.750	19,08	58.156	85.260	46,61
TOGO	16.919	7.023	-58,49	12.329	8.212	-33,39
GHANA	54.389	0	-100,00	33.083	0	-100,00
CAMEROON	66.000	19.500	-70,45	38.940	11.742	-69,85

TABEL 5. PERKEMBANGAN EKSPOR INDONESIA MENURUT KOMODITI DAN NEGARA TUJUAN

JENIS BARANG	BERAT BERSIH (KG)		PERUB	NILAI FOB (US \$)		PERUB
	JAN-NOV 2006	JAN-NOV 2007	%	JAN-NOV 2006	JAN-NOV 2007	%
	(1)	(2)	(3)	(4)	(5)	(6)
NIGERIA	242.000	330.000	36,36	149.930	288.805	92,63
COTE D'IVOIRE	298.000	176.000	-40,94	162.330	118.800	-26,82
SENEGAL	0	66.000	--	0	46.860	--
MAURITANIA	0	181.300	--	0	94.276	--
BENIN	0	1.273	--	0	4.068	--
SOUTH AFRICA	3.283.480	5.390.870	64,18	2.127.175	3.972.150	86,73
AUSTRALIA	1.896.354	7.353	-99,61	1.059.740	39.221	-96,30
NEW ZEALAND	490.153	1.146	-99,77	307.840	2.138	-99,31
MICRONESIA, FEDERATED STATES C	474	0	-100,00	907	0	-100,00
NEW CALEDONIA	15.000	0	-100,00	13.875	0	-100,00
NORTHERN MARIANA ISLANDS	0	5.741	--	0	4.040	--
AMERICAN SAMOA	2.206	0	-100,00	2.269	0	-100,00
FIJI	22.000	0	-100,00	19.800	0	-100,00
TONGA	12.633	0	-100,00	12.703	0	-100,00
EAST TIMOR	94.845	0	-100,00	70.566	0	-100,00
UNITED STATES	44.083.045	126.749.977	187,53	22.970.038	95.427.687	315,44
CANADA	0	4.725	--	0	38.880	--
MEXICO	999.996	0	-100,00	559.998	0	-100,00
CHILE	220.000	80.000	-63,64	101.200	47.080	-53,48
ARGENTINA	0	36.516	--	0	37.079	--
BRAZIL	84.000	2.722.500	3.141,07	82.782	1.826.438	2.106,32
BOLIVIA	22.000	0	-100,00	14.080	0	-100,00
COSTA RICA	88.000	136.500	55,11	50.820	104.930	106,47
FRENCH POLYNESIA	10	0	-100,00	12	0	-100,00
UNITED KINGDOM	2.762.155	9.033	-99,67	1.313.546	49.172	-96,26
NETHERLANDS	97.994.691	273.934.534	179,54	50.583.557	197.999.290	291,43
FRANCE	12.244	215.029	1.656,20	68.599	249.856	264,23
GERMANY, FED. REP. OF	1.019.487	3.134.160	207,43	602.837	2.229.366	269,81
SWITZERLAND	345.000	229	-99,93	214.500	1.197	-99,44
DENMARK	53.400	35.600	-33,33	47.259	40.762	-13,75
NORWAY	24	1.870	7.691,67	244	7.615	3.020,90
SWEDEN	9.987.588	1.183	-99,99	4.652.823	9.679	-99,79
ITALY	5.760.120	27.380	-99,52	3.150.324	1.917	-99,94
SPAIN	3.850.110	9.549.101	148,02	2.046.888	6.877.562	236,00
GREECE	2.624.089	2.827.707	7,76	1.483.439	2.331.977	57,20
HUNGARY	63.044	13.161	-79,12	42.855	14.255	-66,74
ROMANIA	447.925	0	-100,00	296.870	0	-100,00
BULGARIA	714.546	721.135	0,92	458.283	616.097	34,44
AZERBAIJAN	242.000	462.000	90,91	177.210	349.965	97,49
BELARUS	0	21.870	--	0	19.902	--
KAZAKHSTAN	88.000	320.407	264,10	44.880	303.589	576,45
KYRGYZSTAN	394.012	0	-100,00	247.506	0	-100,00
TAJIKISTAN	21.006	42.876	104,11	13.023	35.889	175,58
TURKMENISTAN	0	22.500	--	0	29.250	--
UKRAINE	7.494.417	9.242.136	23,32	4.427.073	7.742.784	74,90
UZBEKISTAN	22.000	467.477	2.024,90	14.520	438.231	2.918,12
LITHUANIA	361.802	41	-99,99	260.067	266	-99,90
LATVIA	103.680	729.336	603,45	68.622	637.108	828,43
GEORGIA	671.680	150.377	-77,61	389.338	136.683	-64,89
SLOVENIA	18.017	15.000	-16,75	11.917	10.775	-9,58
CZECH REPUBLIC	43	331.539	770.920,93	330	177.883	53.803,94
RUSSIA FEDERATION	29.311.976	35.263.580	20,30	19.713.688	30.038.272	52,37
<b>-STEARIN</b>	<b>162.203.121</b>	<b>119.242.040</b>	<b>-26,49</b>	<b>83.732.808</b>	<b>95.792.734</b>	<b>14,40</b>
JAPAN	3.430.869	2.770.330	-19,25	1.888.053	2.294.756	21,54
HONG KONG	950.998	1.085.298	14,12	512.246	962.244	87,85
KOREA, REPUBLIC OF	9.360.319	3.264.601	-65,12	4.864.656	2.723.986	-44,00
TAIWAN	19.351.164	13.510.335	-30,18	10.122.925	10.719.415	5,89
CHINA	63.390.816	49.877.357	-21,32	32.816.822	40.614.036	23,76
THAILAND	9.148.681	5.990.874	-34,52	4.676.795	4.880.981	4,37
SINGAPORE	717.455	556.509	-22,43	409.443	490.133	19,71
PHILIPPINES	1.971.724	2.215.293	12,35	1.002.667	1.902.619	89,76
MALAYSIA	688.268	4.527.250	557,77	389.953	3.371.432	764,57
MYANMAR (FORM. BURMA)	3.028.999	574.000	-81,05	1.036.589	477.221	-53,96
VIET NAM	2.071.928	2.812.889	35,76	1.110.099	2.284.755	105,82
INDIA	4.219.487	3.455.435	-18,11	1.663.168	2.100.201	26,28
PAKISTAN	80.000	131.000	63,75	42.146	107.787	155,75
BANGLADESH	1.878.000	3.305.000	75,99	855.000	2.320.514	171,41
SRI LANKA	335.243	155.985	-53,47	170.421	134.942	-20,82
IRAN (ISLAMIC REPUBLIC OF)	805.000	624.999	-22,36	405.754	529.504	30,50
SAUDI ARABIA	34.000	0	-100,00	20.028	0	-100,00
JORDAN	153.781	384.000	149,71	80.676	316.607	292,44
SYRIA ARAB REPUBLIC	26.000	134.500	417,31	11.830	130.560	1.003,63
TURKEY	18.842.617	10.318.543	-45,24	10.123.443	8.035.555	-20,62
UNITED ARAB EMIRATES	0	33.000	--	0	32.640	--
EGYPT	319.235	771.825	141,77	172.609	675.646	291,43
MOROCCO	49.500	67.500	36,36	27.600	60.137	117,89
TUNISIA	12.500	0	-100,00	6.750	0	-100,00

TABEL 5. PERKEMBANGAN EKSPOR INDONESIA MENURUT KOMODITI DAN NEGARA TUJUAN

JENIS BARANG	BERAT BERSIH (KG)		PERUB	NILAI FOB (US \$)		PERUB
	JAN-NOV 2006	JAN-NOV 2007	%	JAN-NOV 2006	JAN-NOV 2007	%
(1)	(2)	(3)	(4)	(5)	(6)	(7)
TANZANIA, UNITED REPUBLIC OF	17.000	104.452	514,42	10.132	61.000	502,05
KENYA	100.500	153.000	52,24	55.675	142.058	155,16
MOZAMBIQUE	17.500	17.500	0,00	11.550	18.725	62,12
GHANA	68.500	33.500	-51,09	30.130	25.080	-16,76
GUINEA	245.000	0	-100,00	149.450	0	-100,00
NIGERIA	476.170	691.500	45,22	275.451	605.082	119,67
COTE D'IVOIRE	599.000	216.000	-63,94	323.437	177.070	-45,25
SENEGAL	49.500	0	-100,00	24.255	0	-100,00
SOUTH AFRICA	1.182.987	578.480	-51,10	632.513	481.724	-23,84
ZIMBABWE	14.596	0	-100,00	10.926	0	-100,00
ZAIRE	68.000	0	-100,00	46.648	0	-100,00
AUSTRALIA	85.000	180.060	111,84	50.796	175.905	246,30
UNITED STATES	1.345.756	779.815	-42,05	893.892	688.348	-22,99
CANADA	151.000	104.372	-30,88	93.198	101.347	8,74
MEXICO	280.501	612.500	118,36	159.093	531.252	233,93
GUATEMALA	49.500	66.000	33,33	28.216	60.770	115,37
CHILE	0	16.500	--	0	13.118	--
VENEZUELA	33.000	17.000	-48,48	18.851	12.750	-32,36
BRAZIL	49.000	0	-100,00	25.528	0	-100,00
COLOMBIA	231.000	0	-100,00	115.987	0	-100,00
ECUADOR	22.030	0	-100,00	13.446	0	-100,00
PERU	33.000	132.499	301,51	19.470	123.298	533,27
DOMINICAN REPUBLIC	148.500	0	-100,00	79.038	0	-100,00
COSTA RICA	33.000	0	-100,00	18.480	0	-100,00
UNITED KINGDOM	962.998	935.000	-2,91	522.981	679.813	29,99
NETHERLANDS	6.049.469	2.195.766	-63,70	2.782.866	1.923.337	-30,89
FRANCE	48.133	120.000	149,31	26.479	101.825	284,55
GERMANY, FED. REP. OF	1.917.588	1.390.400	-27,49	1.044.951	1.051.884	0,66
BELGIUM	728.500	442.000	-39,33	337.386	355.649	5,41
SWITZERLAND	81.000	14.000	-82,72	44.448	7.960	-82,09
SWEDEN	14.000	40.999	192,85	7.747	31.612	308,05
ITALY	298.777	156.000	-47,79	165.203	139.730	-15,42
SPAIN	1.801.626	1.499.427	-16,77	993.084	1.252.934	26,17
PORTUGAL	2.186.677	926.812	-57,62	1.224.244	802.189	-34,47
GREECE	284.500	47.500	-83,30	144.905	38.366	-73,52
DEMOCRATIC REPUBLIC OF THE CO	237.000	0	-100,00	172.354	0	-100,00
HUNGARY	0	17.000	--	0	14.819	--
POLAND	777.750	47.999	-93,83	407.532	35.929	-91,18
BULGARIA	194.352	157.519	-18,95	113.059	136.975	21,15
UKRAINE	68.000	323.000	375,00	37.315	265.370	611,16
LATVIA	51.000	105.177	106,23	31.365	102.635	227,23
RUSSIA FEDERATION	335.127	553.740	65,23	181.054	468.509	158,77
<b>-ASAM BERLEMAK LAIN</b>	<b>501.049.413</b>	<b>503.221.420</b>	<b>0,43</b>	<b>237.741.598</b>	<b>322.845.451</b>	<b>35,80</b>
JAPAN	8.776.862	8.724.895	-0,59	6.156.912	7.823.418	27,07
HONG KONG	204.034	12.960	-93,65	105.074	17.538	-83,31
KOREA, REPUBLIC OF	5.171.578	7.981.792	54,34	3.804.170	5.842.002	53,57
TAIWAN	399.001	1.314.641	229,48	333.833	1.450.205	334,41
CHINA	16.658.492	23.207.998	39,32	16.169.438	22.985.033	42,15
THAILAND	795.498	1.339.257	68,35	815.930	1.508.042	84,82
SINGAPORE	21.952.488	32.282.767	47,06	16.635.791	27.581.284	65,79
PHILIPPINES	1.120.096	159.142	-85,79	1.253.851	94.015	-92,50
MALAYSIA	8.826.970	30.216.864	242,32	3.300.239	21.637.101	555,62
MYANMAR (FORM. BURMA)	16.339.520	7.536.951	-53,87	5.441.096	4.276.913	-21,40
NEPAL	181.300	0	-100,00	70.203	0	-100,00
VIET NAM	69.102	477	-99,31	63.108	1.019	-98,39
INDIA	138.781.900	187.727.033	35,27	48.096.278	86.028.258	78,87
PAKISTAN	5.491.302	5.859.766	6,71	1.144.467	1.701.314	48,66
BANGLADESH	212	58.580	27.532,08	119	29.901	25.026,89
SRI LANKA	32	76.360	238.525,00	215	63.332	29.356,74
IRAN (ISLAMIC REPUBLIC OF)	127.840	807.750	531,84	99.466	870.934	775,61
SAUDI ARABIA	71.459	284.800	298,55	68.423	334.682	389,14
KUWAIT	21.250	0	-100,00	6.019	0	-100,00
JORDAN	39.092	24.687	-36,85	30.661	19.065	-37,82
SYRIA ARAB REPUBLIC	103.680	86.399	-16,67	70.228	89.683	27,70
TURKEY	2.781.018	3.887.691	39,79	1.160.485	2.455.551	111,60
UNITED ARAB EMIRATES	0	40.370	--	0	38.352	--
EGYPT	2.819.202	3.845.181	36,39	1.048.167	1.716.147	63,73
TUNISIA	0	1.869.948	--	0	982.280	--
ALGERIA	507.640	0	-100,00	205.595	0	-100,00
ETHIOPIA	54.389	72.520	33,34	23.841	36.260	52,09
TANZANIA, UNITED REPUBLIC OF	8.800.353	9.970.547	13,30	3.022.865	5.267.625	74,26
MADAGASCAR	0	18.130	--	0	5.076	--
MOZAMBIQUE	8.111.651	3.634.789	-55,19	2.895.190	2.162.126	-25,32
TOGO	90.650	177.585	95,90	38.526	110.165	185,95
GHANA	0	106.000	--	0	42.930	--
ANGOLA	0	1.740.000	--	0	1.065.750	--
NIGERIA	44.117	0	-100,00	53.382	0	-100,00



TABEL 5. PERKEMBANGAN EKSPOR INDONESIA MENURUT KOMODITI DAN NEGARA TUJUAN

JENIS BARANG	BERAT BERSIH (KG)		PERUB	NILAI FOB (US \$)		PERUB
	JAN-NOV 2006	JAN-NOV 2007	%	JAN-NOV 2006	JAN-NOV 2007	%
	(1)	(2)	(3)	(4)	(5)	(6)
COTE D'IVOIRE	700.000	0	-100,00	232.750	0	-100,00
SENEGAL	0	500.000	--	0	207.500	--
MAURITANIA	290.080	1.345.000	363,67	124.643	792.175	535,56
GAMBIA	0	1.500.000	--	0	626.250	--
DJIBOUTI	290.080	93.100	-67,91	110.230	56.605	-48,65
SOUTH AFRICA	13.667.990	7.639.397	-44,11	5.319.865	4.526.434	-14,91
ZIMBABWE	2.203	0	-100,00	1.649	0	-100,00
MALAWI	0	111.230	--	0	39.166	--
MAURITIUS	700.088	0	-100,00	239.780	0	-100,00
AUSTRALIA	740.030	481.143	-34,98	835.535	578.148	-30,81
NEW ZEALAND	4.530	8.746	93,07	2.898	8.640	198,14
UNITED STATES	24.903.344	26.352.932	5,82	23.552.914	27.482.926	16,69
CANADA	109.320	98.237	-10,14	92.296	91.130	-1,26
MEXICO	180.763	330.427	82,80	170.843	328.568	92,32
ARGENTINA	526.098	1.631.701	210,15	505.319	1.760.892	248,47
BRAZIL	7.636.000	7.427.148	-2,74	7.349.724	8.616.005	17,23
URUGUAY	0	14.400	--	0	17.328	--
ECUADOR	11.089	0	-100,00	8.638	0	-100,00
JAMAICA	1.861	2.221	19,34	1.801	1.878	4,28
UNITED KINGDOM	11.965.446	4.464.899	-62,69	4.878.666	2.682.660	-45,01
NETHERLANDS	102.503.015	40.219.928	-60,76	48.546.634	35.208.401	-27,48
FRANCE	80.820	0	-100,00	99.930	0	-100,00
GERMANY, FED. REP. OF	12.634.024	2.751.883	-78,22	6.006.855	3.394.442	-43,49
BELGIUM	278.547	365.130	31,08	353.387	342.308	-3,14
DENMARK	1.625.000	3.499.582	115,36	553.750	2.147.245	287,76
SWEDEN	16.189.578	0	-100,00	5.546.274	0	-100,00
ITALY	2.438.450	2.928.311	20,09	1.916.106	2.505.624	30,77
SPAIN	55.168.884	64.380.669	16,70	19.117.019	32.695.938	71,03
PORTUGAL	14.500	0	-100,00	7.387	0	-100,00
GREECE	26.646	4.009.456	14.947,12	28.001	2.499.187	8.825,35
HUNGARY	20.299	0	-100,00	25.132	0	-100,00
<b>-ALAT LISTRIK</b>	<b>500.877.638</b>	<b>508.727.926</b>	<b>1,57</b>	<b>4.142.574.096</b>	<b>4.468.418.230</b>	<b>7,87</b>
JAPAN	52.531.933	50.575.628	-3,72	705.055.919	783.097.847	11,07
HONG KONG	10.133.516	12.816.848	26,48	179.657.128	169.641.336	-5,57
KOREA, DEMOCRATIC PEOPLE'S REI	853	19	-97,77	33.974	466	-98,63
KOREA, REPUBLIC OF	7.060.306	5.573.448	-21,06	81.362.310	67.997.291	-16,43
TAIWAN	4.556.130	4.242.755	-6,88	47.966.280	49.252.415	2,68
CHINA	13.809.700	9.337.227	-32,39	118.756.799	119.876.099	0,94
MONGOLIA	0	700	--	0	2.139	--
MACAU	144	0	-100,00	2.132	0	-100,00
PAPUA NEW GUINEA	4.788.396	5.205.791	8,72	6.892.580	8.410.168	22,02
THAILAND	20.213.407	26.917.142	33,16	120.531.792	158.514.139	31,51
SINGAPORE	65.103.267	54.756.529	-15,89	1.448.111.670	1.363.261.007	-5,86
PHILIPPINES	10.857.967	14.627.800	34,72	54.834.454	71.250.562	29,94
MALAYSIA	52.114.288	35.400.118	-32,07	209.441.074	175.645.480	-16,14
MYANMAR (FORM. BURMA)	123.472	201.997	63,60	331.422	855.654	158,18
CAMBODIA	9.212	424.181	4.504,66	48.515	1.254.513	2.485,83
BRUNEI DARUSSALAM	329.488	475.130	44,20	1.408.254	2.537.977	80,22
LAO PEOPLE'S DEMOCRATIC REPUB	0	1.608	--	0	16.866	--
NEPAL	54.418	32.831	-39,67	90.503	126.662	39,95
BHUTAN	0	1.856	--	0	8.279	--
VIET NAM	10.580.731	15.713.477	48,51	44.456.312	69.861.069	57,15
MALDIVES	45.581	57.199	25,49	105.293	100.765	-4,30
INDIA	2.599.258	4.728.141	81,90	10.365.942	14.712.994	41,94
PAKISTAN	2.119.224	1.694.930	-20,02	6.251.327	4.694.672	-24,90
BANGLADESH	271.336	744.994	174,57	1.010.929	4.302.023	325,55
SRI LANKA	1.455.786	1.129.903	-22,39	4.386.386	4.120.127	-6,07
AFGHANISTAN	483.750	397.164	-17,90	823.736	909.047	10,36
IRAQ	0	5.365	--	0	14.198	--
IRAN (ISLAMIC REPUBLIC OF)	2.273.099	2.023.547	-10,98	3.948.090	6.883.983	74,36
SAUDI ARABIA	9.650.141	14.846.037	53,84	18.770.275	49.569.261	164,08
KUWAIT	1.929.728	1.494.621	-22,55	4.065.447	3.656.000	-10,07
JORDAN	391.677	609.022	55,49	1.258.252	2.232.857	77,46
LEBANON	1.423.417	1.477.432	3,79	2.745.054	3.992.311	45,44
YEMEN	1.260.195	1.605.933	27,44	2.409.482	4.750.518	97,16
OMAN	1.806.986	1.383.931	-23,41	6.985.732	7.462.705	6,83
SYRIA ARAB REPUBLIC	37.321	767.477	1.956,42	79.815	3.913.590	4.803,33
TURKEY	20.922.728	10.686.781	-48,92	49.268.583	30.806.925	-37,47
UNITED ARAB EMIRATES	25.200.318	43.255.961	71,65	65.662.365	149.484.525	127,66
QATAR	3.984.147	5.814.831	45,95	16.772.127	28.165.852	67,93
BAHRAIN	228.130	166.813	-26,88	718.533	582.396	-18,95
CYPRUS	610.790	623.607	2,10	997.240	1.349.896	35,36
EGYPT	3.591.866	6.736.155	87,54	8.393.451	14.022.982	67,07
LIBYAN ARAB JAMAHIRIYA	607.402	303.751	-49,99	1.661.787	1.074.945	-35,31
MOROCCO	54.006	693.424	1.183,98	923.328	2.496.267	170,36
TUNISIA	9.695	84	-99,13	42.202	1.090	-97,42
ALGERIA	37.127	3.191.816	8.497,02	193.404	6.625.315	3.325,63

TABEL 5. PERKEMBANGAN EKSPOR INDONESIA MENURUT KOMODITI DAN NEGARA TUJUAN

JENIS BARANG	BERAT BERSIH (KG)		PERUB	NILAI FOB (US \$)		PERUB
	JAN-NOV 2006	JAN-NOV 2007	%	JAN-NOV 2006	JAN-NOV 2007	%
	(1)	(2)	(3)	(4)	(5)	(6)
SUDAN	9.380.012	11.055.816	17,87	15.474.157	24.659.509	59,36
ERITREA	220.090	198.608	-9,76	318.353	552.750	73,63
ETHIOPIA	382.310	205.876	-46,15	748.435	491.203	-34,37
TANZANIA, UNITED REPUBLIC OF	1.169.133	1.056.181	-9,66	1.930.289	2.592.951	34,33
MADAGASCAR	116.243	26.555	-77,16	203.072	54.755	-73,04
SOMALIA	24.324	47.506	95,31	33.456	90.229	169,69
KENYA	1.565.385	1.827.509	16,75	3.378.823	5.744.582	70,02
REUNION	4.492	4.552	1,34	43.128	51.157	18,62
MOZAMBIQUE	221.584	1.008.437	355,10	660.125	2.432.118	268,43
EQUATORIAL GUINEA	237.155	449.873	89,70	345.134	821.449	138,01
TOGO	90.363	111.070	22,92	260.952	344.598	32,05
GHANA	2.286.121	1.560.103	-31,76	4.798.669	4.742.802	-1,16
LIBERIA	41.308	54.499	31,93	75.227	194.307	158,29
GUINEA	152.204	219.843	44,44	309.444	339.576	9,74
ANGOLA	1.145.754	767.377	-33,02	2.069.602	2.435.859	17,70
CONGO	0	1.157	--	0	2.481	--
CAMEROON	385.185	209.106	-45,71	577.321	583.701	1,11
NIGERIA	4.392.375	3.559.052	-18,97	8.537.017	13.806.162	61,72
SIERRA LEONE	20.488	153	-99,25	38.096	2.436	-93,61
GABON	8.409	54.454	547,57	22.205	165.244	644,17
COTE D'IVOIRE	227.974	260.209	14,14	634.975	1.096.499	72,68
SENEGAL	235.242	349.762	48,68	357.904	661.336	84,78
MAURITANIA	80.976	21.197	-73,82	127.514	57.651	-54,79
MALI	130.293	4.220	-96,76	107.313	88.265	-17,75
BENIN	915.603	452.824	-50,54	1.725.886	1.355.657	-21,45
BURKINA FASO	35.621	0	-100,00	67.302	0	-100,00
GAMBIA	44.624	25.238	-43,44	100.475	54.385	-45,87
SEYCHELLES	1.467	14.022	855,83	3.916	31.227	697,42
UGANDA	48.444	99.104	104,57	131.466	269.414	104,93
CENTRAL AFRICAN REPUBLIC	2	18.716	935.700,00	10	56.587	565.770,00
NIGER	3.750	0	-100,00	10.678	0	-100,00
DJIBOUTI	1.187.768	808.136	-31,96	2.199.486	1.917.691	-12,81
SAINT HELENA	0	12	--	0	32	--
SAO TOME AND PRINCIPE	7.510	0	-100,00	33.900	0	-100,00
SWAZILAND	2.226	0	-100,00	26.017	0	-100,00
SOUTH AFRICA	2.401.754	1.609.994	-32,97	8.018.432	5.736.560	-28,46
ZIMBABWE	11.224	2	-99,98	33.388	12	-99,96
MALAWI	17.806	19.125	7,41	37.723	50.415	33,65
COMOROS	0	9.997	--	0	1.760	--
MAURITIUS	170.506	138.207	-18,94	676.832	524.258	-22,54
VIRGIN ISLANDS (BRITISH)	142	0	-100,00	2.184	0	-100,00
AUSTRALIA	14.616.154	12.119.529	-17,08	96.849.660	97.675.127	0,85
NEW ZEALAND	2.443.111	3.680.628	50,65	14.516.342	30.162.883	107,79
MICRONESIA, FEDERATED STATES C	98	0	-100,00	188	0	-100,00
NEW CALEDONIA	9.734	7.874	-19,11	46.036	29.357	-36,23
NIUE	0	1.090	--	0	18.727	--
VANUATU	193.525	252.650	30,55	343.839	513.757	49,42
AMERICAN SAMOA	1.804	0	-100,00	27.601	0	-100,00
COOK ISLANDS	2.606	2.964	13,74	3.573	7.501	109,94
FIJI	489.770	326.038	-33,43	1.199.921	828.576	-30,95
SAMOA	830.020	1.223.665	47,43	5.627.892	10.689.439	89,94
SOLOMON ISLANDS	479.892	572.052	19,20	695.785	1.218.067	75,06
TONGA	77.409	66.667	-13,88	154.069	174.454	13,23
TUVALU	59.785	0	-100,00	247.000	0	-100,00
EAST TIMOR	150.702	15.886	-89,46	1.771.899	67.885	-96,17
UNITED STATES	48.918.351	43.333.420	-11,42	353.568.064	387.972.359	9,73
CANADA	2.014.779	2.024.302	0,47	8.452.560	9.588.070	13,43
MEXICO	6.116.922	4.536.286	-25,84	20.005.556	21.582.195	7,88
GUATEMALA	372.146	1.078.658	189,85	907.244	2.952.909	225,48
HONDURAS	9.599	344	-96,42	44.740	2.120	-95,26
NICARAGUA	167.064	42.980	-74,27	723.599	190.849	-73,63
PANAMA	231.844	360.227	55,37	602.818	1.082.440	79,56
CUBA	60.285	0	-100,00	304.674	0	-100,00
SURINAME	208.129	68.272	-67,20	396.758	210.548	-46,93
CHILE	2.416.279	2.875.895	19,02	4.534.470	7.011.868	54,63
VENEZUELA	623.430	3.193.767	412,29	1.539.659	21.370.083	1.287,98
ARGENTINA	705.884	737.584	4,49	2.966.879	3.736.118	25,93
BRAZIL	1.442.120	5.149.316	257,07	7.274.647	25.810.653	254,80
COLOMBIA	1.041.906	1.223.796	17,46	2.401.615	4.046.063	68,47
URUGUAY	3.950	17	-99,57	19.850	39	-99,80
PARAGUAY	252.038	95.292	-62,19	387.068	220.317	-43,08
ECUADOR	1.238.235	1.071.337	-13,48	2.136.720	2.053.854	-3,88
PERU	320.535	351.136	9,55	1.117.890	1.655.454	48,09
GUYANA	273.680	0	-100,00	886.180	0	-100,00
TRINIDAD AND TOBAGO	116.980	231.933	98,27	247.738	547.597	121,04
BAHAMAS	33.802	0	-100,00	214.130	0	-100,00
JAMAICA	69.862	173.618	148,52	138.764	369.304	166,14
PUERTO RICO	40.950	23	-99,94	1.162.883	38.849	-96,66

TABEL 5. PERKEMBANGAN EKSPOR INDONESIA MENURUT KOMODITI DAN NEGARA TUJUAN

JENIS BARANG	BERAT BERSIH (KG)		PERUB	NILAI FOB (US \$)		PERUB	
	JAN-NOV 2006	JAN-NOV 2007	%	JAN-NOV 2006	JAN-NOV 2007	%	
	(1)	(2)	(3)	(4)	(5)	(6)	(7)
BELIZE		74	60	-18,92	977	901	-7,78
DOMINICAN REPUBLIC	816.783		267.290	-67,28	1.382.296	637.602	-53,87
EL SALVADOR	0		344	--	0	2.120	--
COSTA RICA	228.870		12.618	-94,49	668.788	89.074	-86,68
HAITI	847.795		329.957	-61,08	1.215.320	950.050	-21,83
ARUBA	17.536		20.867	19,00	23.180	36.588	57,84
CAPE VERDE	21.602		0	-100,00	44.355	0	-100,00
CAYMAN ISLANDS	0		27	--	0	3.950	--
FRENCH GUIANA	7.721		0	-100,00	34.019	0	-100,00
FRENCH POLYNESIA	37.616		47.729	26,88	112.638	243.867	116,51
MARTINIQUE	7.478		0	-100,00	33.667	0	-100,00
NETHERLANDS ANTILLES	36.670		0	-100,00	174.134	0	-100,00
SAN MARINO	0		4.833	--	0	66.564	--
GUADELOUPE	7.478		0	-100,00	33.667	0	-100,00
UNITED KINGDOM	8.122.742		10.136.634	24,79	29.360.377	44.207.592	50,57
NETHERLANDS	5.767.107		7.127.165	23,58	29.632.563	40.393.114	36,31
FRANCE	3.496.174		4.775.420	36,59	79.615.235	117.535.449	47,63
GERMANY, FED. REP. OF	3.852.585		3.560.824	-7,57	51.787.873	47.280.629	-8,70
AUSTRIA	50.484		97.941	94,00	663.969	1.616.131	143,40
BELGIUM	5.571.410		5.127.401	-7,97	17.531.772	15.651.755	-10,72
SWITZERLAND	411.072		1.395.939	239,59	2.149.367	8.123.349	277,94
MONACO	0		6.989	--	0	21.805	--
DENMARK	77.701		125.337	61,31	2.269.417	4.724.497	108,18
NORWAY	125.180		50.167	-59,92	687.927	325.723	-52,65
SWEDEN	491.506		518.229	5,44	12.395.273	6.750.687	-45,54
FINLAND	1.102.010		114.111	-89,65	15.749.399	1.641.599	-89,58
IRELAND	22.892		24.203	5,73	139.341	69.771	-49,93
ITALY	3.277.549		5.462.362	66,66	29.070.053	25.389.643	-12,66
SPAIN	11.793.430		9.866.793	-16,34	24.874.514	29.871.492	20,09
PORTUGAL	10.061		98.952	883,52	42.025	246.264	485,99
ICELAND	62		0	-100,00	18.000	0	-100,00
GREECE	2.978.095		3.251.376	9,18	5.667.794	8.207.197	44,80
ANDORRA	3.227		0	-100,00	44.353	0	-100,00
DEMOCRATIC REPUBLIC OF THE CO	836.343		565.756	-32,35	1.661.667	2.385.504	43,56
HUNGARY	405.652		292.060	-28,00	5.779.065	2.528.706	-56,24
POLAND	807.906		753.528	-6,73	4.775.313	3.861.196	-19,14
ROMANIA	1.591		65.437	4.012,95	9.330	347.118	3.620,45
BULGARIA	15.621		14	-99,91	151.933	1.171	-99,23
YUGOSLAVIA	1		0	-100,00	36	0	-100,00
ARMENIA	40.179		0	-100,00	65.142	0	-100,00
AZERBAIJAN	0		9	--	0	3.782	--
BELARUS	775.314		397.014	-48,79	1.541.122	779.468	-49,42
KAZAKHSTAN	9.430		288.074	2.954,87	30.477	1.097.062	3.499,64
TURKMENISTAN	0		100.450	--	0	158.711	--
UKRAINE	127.709		629.091	392,60	988.985	2.895.154	192,74
LITHUANIA	92.199		215.394	133,62	235.712	907.792	285,13
LATVIA	864		62.333	7.114,47	4.900	330.408	6.643,02
GEORGIA	59.519		138.410	132,55	157.122	335.045	113,24
CROATIA	3		6.051	201.600,00	225	93.877	41.623,11
MALTA	26.194		42.143	60,89	71.591	108.518	51,58
SLOVAKIA	114.958		153.653	33,66	1.706.564	1.814.159	6,30
SLOVENIA	49		590	1.104,08	40	23.404	58.410,00
CZECH REPUBLIC	482.792		335.726	-30,46	1.638.553	2.681.112	63,63
SOUTH GEORGIA AND THE SOUTH S	23		0	-100,00	787	0	-100,00
RUSSIA FEDERATION	1.238.198		448.883	-63,75	5.876.124	2.606.337	-55,65
<b>-DIODE TRANSISTOR</b>	<b>3.807.684</b>		<b>2.823.446</b>	<b>-25,85</b>	<b>112.196.930</b>	<b>123.654.060</b>	<b>10,21</b>
JAPAN	155.595		204.748	31,59	40.503.952	49.741.164	22,81
HONG KONG	132.608		119.538	-9,86	20.749.343	30.725.119	48,08
KOREA, REPUBLIC OF	13.371		4.434	-66,84	236.571	274.711	16,12
TAIWAN	48.980		31.806	-35,06	2.842.320	2.378.349	-16,32
CHINA	20.638		42.032	103,66	3.871.294	8.178.918	111,27
MONGOLIA	0		67	--	0	811	--
PAPUA NEW GUINEA	0		172	--	0	672	--
THAILAND	2.446		5.447	122,69	35.688	86.860	143,39
SINGAPORE	3.377.113		2.347.627	-30,48	39.429.419	24.220.732	-38,57
PHILIPPINES	1.029		1.602	55,69	53.457	96.949	81,36
MALAYSIA	26.569		9.991	-62,40	705.777	1.005.986	42,54
MYANMAR (FORM. BURMA)	80		0	-100,00	258	0	-100,00
BRUNEI DARUSSALAM	1		1	0,00	11	9	-18,18
NEPAL	0		4.167	--	0	69.282	--
VIET NAM	46		30	-34,78	8.651	257	-97,03
INDIA	527		200	-62,05	2.856	103.745	3.532,53
PAKISTAN	499		700	40,28	1.681	3.158	87,86
BANGLADESH	0		13	--	0	26	--
SRI LANKA	1.020		3.177	211,47	3.727	9.256	148,35
AFGHANISTAN	0		15	--	0	660	--
UNITED ARAB EMIRATES	1		0	-100,00	439	0	-100,00

TABEL 5. PERKEMBANGAN EKSPOR INDONESIA MENURUT KOMODITI DAN NEGARA TUJUAN

JENIS BARANG	BERAT BERSIH (KG)		PERUB	NILAI FOB (US \$)		PERUB
	JAN-NOV 2006	JAN-NOV 2007	%	JAN-NOV 2006	JAN-NOV 2007	%
	(1)	(2)	(3)	(4)	(5)	(6)
KENYA	2.978	2.619	-12,06	72.919	39.579	-45,72
NIGERIA	0	60	--	0	192	--
SEYCHELLES	38	0	-100,00	158	0	-100,00
AUSTRALIA	0	5.567	--	0	57.052	--
UNITED STATES	9.520	18.550	94,85	1.023.866	1.906.673	86,22
BRAZIL	780	0	-100,00	21.292	0	-100,00
UNITED KINGDOM	3	2.581	85.933,33	134	268.097	199.972,39
NETHERLANDS	0	11	--	0	8.800	--
GERMANY, FED. REP. OF	10.286	17.830	73,34	1.791.920	4.098.377	128,71
AUSTRIA	0	293	--	0	14.320	--
BELGIUM	2	0	-100,00	929	0	-100,00
DENMARK	37	2	-94,59	2.399	164	-93,16
FINLAND	172	136	-20,93	680.114	357.616	-47,42
ITALY	0	1	--	0	22	--
SLOVAKIA	3.345	0	-100,00	157.755	0	-100,00
CZECH REPUBLIC	0	28	--	0	6.480	--
RUSSIA FEDERATION	0	1	--	0	24	--
<b>-AUDIO VISUAL</b>	<b>124.617.971</b>	<b>100.489.172</b>	<b>-19,36</b>	<b>2.419.720.702</b>	<b>2.422.834.367</b>	<b>0,13</b>
JAPAN	4.782.616	7.527.113	57,38	168.813.986	194.684.494	15,32
HONG KONG	3.734.801	2.995.643	-19,79	157.522.235	189.465.514	20,28
KOREA, DEMOCRATIC PEOPLE'S REI	865	0	-100,00	30.629	0	-100,00
KOREA, REPUBLIC OF	1.479.879	1.365.927	-7,70	76.119.112	79.722.085	4,73
TAIWAN	343.057	217.754	-36,53	6.188.258	3.914.376	-36,75
CHINA	1.264.941	1.909.520	50,96	42.281.907	74.093.717	75,24
MACAU	8	0	-100,00	98	0	-100,00
PAPUA NEW GUINEA	81.608	83.183	1,93	376.776	444.523	17,98
THAILAND	2.128.596	2.074.336	-2,55	26.418.674	21.902.605	-17,09
SINGAPORE	34.300.280	17.539.601	-48,86	509.156.196	488.622.712	-4,03
PHILIPPINES	1.029.188	677.736	-34,15	21.629.286	22.219.017	2,73
MALAYSIA	3.325.955	3.748.159	12,69	50.520.213	56.151.129	11,15
MYANMAR (FORM. BURMA)	138.774	231.179	66,59	337.295	864.168	156,21
CAMBODIA	9.511	0	-100,00	307.007	0	-100,00
BRUNEI DARUSSALAM	1.744	1.510	-13,42	7.544	6.381	-15,42
NEPAL	467	0	-100,00	2.342	0	-100,00
VIET NAM	1.283.367	963.212	-24,95	44.526.747	52.899.819	18,80
MALDIVES	2.015	977	-51,51	3.414	594	-82,60
INDIA	798.396	563.686	-29,40	16.688.917	12.535.723	-24,89
PAKISTAN	170.915	166.885	-2,36	839.768	918.967	9,43
BANGLADESH	90.509	14.198	-84,31	322.635	108.272	-66,44
SRI LANKA	116.628	111.479	-4,41	533.098	430.415	-19,26
IRAQ	1	0	-100,00	25	0	-100,00
IRAN (ISLAMIC REPUBLIC OF)	149.020	69.582	-53,31	3.922.136	1.266.299	-67,71
SAUDI ARABIA	2.311.129	1.309.042	-43,36	16.480.406	11.169.829	-32,22
KUWAIT	577.671	498.654	-13,68	5.908.278	6.984.895	18,22
JORDAN	290.579	110.846	-61,85	1.630.660	983.972	-39,66
LEBANON	27.174	79.791	193,63	114.232	869.340	661,03
YEMEN	353.744	466.944	32,00	1.444.730	2.116.524	46,50
OMAN	372.340	158.309	-57,48	2.679.039	1.718.849	-35,84
SYRIA ARAB REPUBLIC	199.508	177.501	-11,03	461.451	492.433	6,71
TURKEY	436.984	388.286	-11,14	14.894.129	14.810.304	-0,56
UNITED ARAB EMIRATES	6.745.811	5.142.479	-23,77	72.878.170	72.159.349	-0,99
QATAR	216.011	119.600	-44,63	1.743.312	1.373.462	-21,22
BAHRAIN	21.977	5.561	-74,70	107.647	103.907	-3,47
CYPRUS	2.963	910	-69,29	77.676	40.761	-47,52
EGYPT	226.504	254.304	12,27	4.319.172	5.891.360	36,40
LIBYAN ARAB JAMAHIRIYA	90.711	17.516	-80,69	439.077	154.337	-64,85
MOROCCO	76.060	2.894	-96,20	472.084	77.929	-83,49
TUNISIA	7.716	6.077	-21,24	209.160	200.195	-4,29
ALGERIA	3.169	4.910	54,94	102.925	144.148	40,05
SUDAN	63.385	66.647	5,15	159.913	215.059	34,49
ERITREA	951	0	-100,00	33.524	0	-100,00
ETHIOPIA	137.957	101.194	-26,65	347.321	255.688	-26,38
TANZANIA, UNITED REPUBLIC OF	668	2.674	300,30	1.350	86.377	6.298,30
MADAGASCAR	24.538	73	-99,70	86.376	90	-99,90
KENYA	2.458	29.390	1.095,69	62.260	183.292	194,40
REUNION	0	24.400	--	0	77.753	--
MOZAMBIQUE	164	0	-100,00	130	0	-100,00
EQUATORIAL GUINEA	3.285	0	-100,00	10.696	0	-100,00
TOGO	302	0	-100,00	17.114	0	-100,00
GHANA	146.917	41.540	-71,73	547.293	154.521	-71,77
LIBERIA	3.352	0	-100,00	13.525	0	-100,00
GUINEA	63.522	34.794	-45,23	165.956	105.030	-36,71
ANGOLA	106.209	98.640	-7,13	241.895	136.651	-43,51
CONGO	20.827	14.049	-32,54	79.302	41.040	-48,25
CAMEROON	996	1.874	88,15	583	2.602	346,31
NIGERIA	1.903.329	2.053.972	7,91	5.373.293	4.833.791	-10,04
GABON	12.625	0	-100,00	14.533	0	-100,00

TABEL 5. PERKEMBANGAN EKSPOR INDONESIA MENURUT KOMODITI DAN NEGARA TUJUAN

JENIS BARANG	BERAT BERSIH (KG)		PERUB	NILAI FOB (US \$)		PERUB
	JAN-NOV 2006	JAN-NOV 2007	%	JAN-NOV 2006	JAN-NOV 2007	%
	(1)	(2)	(3)	(4)	(5)	(6)
COTE D'IVOIRE	30.598	11.560	-62,22	146.489	34.975	-76,12
SENEGAL	3.600	2.999	-16,69	105.150	416.070	295,69
MAURITANIA	70.569	58.779	-16,71	193.372	155.790	-19,44
BENIN	7.537	21.229	181,66	24.202	12.134	-49,86
SEYCHELLES	1.425	0	-100,00	5.893	0	-100,00
UGANDA	0	80	--	0	270	--
NIGER	0	35	--	0	26	--
DJIBOUTI	18.770	4.875	-74,03	106.145	131.100	23,51
SAO TOME AND PRINCIPE	4.508	0	-100,00	3.500	0	-100,00
SOUTH AFRICA	767.102	341.433	-55,49	9.706.119	6.959.833	-28,29
ZAMBIA	14.580	0	-100,00	66.628	0	-100,00
COMOROS	1.872	0	-100,00	5.625	0	-100,00
MAURITIUS	49.308	237	-99,52	429.794	940	-99,78
AUSTRALIA	1.854.479	2.395.237	29,16	36.559.028	45.910.278	25,58
NEW ZEALAND	488.278	523.108	7,13	9.726.339	15.833.439	62,79
NEW CALEDONIA	14	90	542,86	279	6.493	2.227,24
NORTHERN MARIANA ISLANDS	0	4	--	0	65	--
VANUATU	5.178	7.643	47,61	45.618	66.198	45,11
AMERICAN SAMOA	10	0	-100,00	27	0	-100,00
FIJI	32.347	20	-99,94	153.336	499	-99,67
SAMOA	26	27	3,85	340	784	130,59
TONGA	800	1.152	44,00	1.698	1.421	-16,31
CHRISTMAS ISLANDS	65	0	-100,00	500	0	-100,00
EAST TIMOR	392.322	102.025	-73,99	7.104.470	2.487.035	-64,99
UNITED STATES	17.655.335	14.233.000	-19,38	426.315.036	359.912.898	-15,58
CANADA	627.537	441.017	-29,72	18.170.793	20.019.839	10,18
MEXICO	1.012.091	665.166	-34,28	24.384.219	30.928.184	26,84
GUATEMALA	19.462	28.235	45,08	158.229	219.202	38,53
HONDURAS	2.307	5.385	133,42	15.118	37.504	148,08
PANAMA	221.362	196.341	-11,30	4.576.842	5.682.058	24,15
CHILE	53.324	100.660	88,77	1.159.020	1.762.244	52,05
VENEZUELA	770	3.609	368,70	195.691	795.530	306,52
ARGENTINA	99.034	50.780	-48,72	2.753.405	2.467.065	-10,40
BRAZIL	594.368	438.095	-26,29	14.976.319	10.112.073	-32,48
COLOMBIA	4.746	17.038	259,00	160.703	1.174.921	631,11
BOLIVIA	3.618	0	-100,00	97.391	0	-100,00
URUGUAY	29.023	8.658	-70,17	72.294	246.303	240,70
PARAGUAY	0	2	--	0	34	--
ECUADOR	1.580	4.449	181,58	13.682	25.907	89,35
PERU	15.833	13.796	-12,87	962.651	2.009.315	108,73
GUYANA	47	0	-100,00	3.096	0	-100,00
PUERTO RICO	8.968	3.068	-65,79	849.455	1.103.843	29,95
EL SALVADOR	14	1	-92,86	3.262	285	-91,26
COSTA RICA	203	707	248,28	51.085	134.005	162,32
BARBADOS	0	4.736	--	0	470.400	--
CAPE VERDE	535	0	-100,00	1.638	0	-100,00
FRENCH GUIANA	40.291	50.889	26,30	119.059	187.041	57,10
FRENCH POLYNESIA	179	0	-100,00	235	0	-100,00
MARTINIQUE	68.960	98.372	42,65	209.106	356.154	70,32
NETHERLANDS ANTILLES	1.069	0	-100,00	86.119	0	-100,00
GUADELOUPE	77.128	106.514	38,10	233.783	373.744	59,87
UNITED KINGDOM	3.906.870	3.911.314	0,11	39.622.973	47.334.864	19,46
NETHERLANDS	2.735.972	2.099.470	-23,26	93.271.289	57.997.355	-37,82
FRANCE	886.588	774.601	-12,63	10.418.328	14.068.586	35,04
GERMANY, FED. REP. OF	3.350.369	5.619.363	67,72	95.333.632	114.226.168	19,82
AUSTRIA	16.488	69.842	323,59	546.628	2.317.525	323,97
BELGIUM	7.545.513	7.956.903	5,45	154.735.220	186.002.255	20,21
SWITZERLAND	15.156	22.331	47,34	495.453	1.664.985	236,05
GIBRALTAR	0	50	--	0	5.712	--
DENMARK	180.828	158.203	-12,51	1.756.591	642.040	-63,45
NORWAY	23.489	23.695	0,88	28.558	34.932	22,32
SWEDEN	617.598	470.630	-23,80	12.353.716	5.551.968	-55,06
FINLAND	3.885.198	1.214.349	-68,74	101.319.471	27.318.984	-73,04
IRELAND	2.796	58.403	1.988,81	45.564	278.368	510,94
ITALY	972.585	796.508	-18,10	23.539.594	20.549.587	-12,70
SPAIN	543.955	309.812	-43,04	11.686.866	7.222.984	-38,20
PORTUGAL	329	11.898	3.516,41	2.813	393.064	13.873,12
GREECE	45.662	29.902	-34,51	510.716	407.151	-20,28
ANDORRA	1.991	0	-100,00	27.366	0	-100,00
DEMOCRATIC REPUBLIC OF THE CO	12.385	1.228	-90,08	46.656	4.038	-91,35
HUNGARY	667.569	403.292	-39,59	3.177.267	2.587.348	-18,57
POLAND	103.339	794.387	668,72	2.646.186	24.210.624	814,93
ROMANIA	27.197	31.328	15,19	3.547.251	719.600	-79,71
BULGARIA	60.265	3.600	-94,03	1.280.274	302.618	-76,36
YUGOSLAVIA	20.954	16.447	-21,51	635.786	364.133	-42,73
ALBANIA	0	1.232	--	0	27.534	--
ARMENIA	4.224	0	-100,00	127.613	0	-100,00
AZERBAIJAN	0	6.268	--	0	88.617	--

TABEL 5. PERKEMBANGAN EKSPOR INDONESIA MENURUT KOMODITI DAN NEGARA TUJUAN

JENIS BARANG	BERAT BERSIH (KG)		PERUB	NILAI FOB (US \$)		PERUB
	JAN-NOV 2006	JAN-NOV 2007	%	JAN-NOV 2006	JAN-NOV 2007	%
	(1)	(2)	(3)	(4)	(5)	(6)
KAZAKHSTAN	5.442	0	-100,00	28.680	0	-100,00
UKRAINE	738.636	184.014	-75,09	2.838.459	3.084.907	8,68
LITHUANIA	1	5.896	589.500,00	8	25.847	322.987,50
LATVIA	114	0	-100,00	39.280	0	-100,00
ESTONIA	56.724	52.168	-8,03	273.059	231.071	-15,38
CROATIA	18.479	14.460	-21,75	496.891	332.932	-33,00
MALTA	382	0	-100,00	6.754	0	-100,00
SLOVAKIA	49.887	144.760	190,18	1.385.211	10.422.886	652,44
SLOVENIA	5.089	0	-100,00	138.175	0	-100,00
CZECH REPUBLIC	596.558	1.402.929	135,17	14.780.581	35.775.750	142,05
REP. OF MACEDONIA	0	2.957	--	0	66.882	--
RUSSIA FEDERATION	3.553.490	2.481.330	-30,17	24.959.500	22.902.855	-8,24
<b>-FOTOGRAFI DAN OPTIK</b>	<b>2.681.595</b>	<b>4.297.811</b>	<b>60,27</b>	<b>170.219.478</b>	<b>199.110.597</b>	<b>16,97</b>
JAPAN	110.084	158.414	43,90	11.656.869	15.277.611	31,06
HONG KONG	56.316	77.217	37,11	6.364.309	5.771.355	-9,32
KOREA, REPUBLIC OF	9.386	5.010	-46,62	265.221	162.571	-38,70
TAIWAN	17.655	8.409	-52,37	2.537.806	255.735	-89,92
CHINA	45.438	96.844	113,13	7.268.351	6.513.966	-10,38
THAILAND	36.169	13.236	-63,41	577.454	657.412	13,85
SINGAPORE	1.159.245	1.593.688	37,48	97.769.723	109.005.531	11,49
PHILIPPINES	2.635	9.175	248,20	313.122	1.693.438	440,82
MALAYSIA	15.490	53.140	243,06	638.325	2.117.740	231,77
MYANMAR (FORM. BURMA)	74	90	21,62	17.116	14.975	-12,51
LAO PEOPLE'S DEMOCRATIC REPUB	0	3	--	0	60	--
NEPAL	89	1.243	1.296,63	428	25.459	5.848,36
VIET NAM	5.507	6.959	26,37	228.258	212.496	-6,91
MALDIVES	20	0	-100,00	101	0	-100,00
INDIA	70.198	91.642	30,55	1.279.119	1.962.550	53,43
PAKISTAN	9.368	4.013	-57,16	37.212	29.760	-20,03
BANGLADESH	6.357	4.822	-24,15	45.692	26.656	-41,66
SRI LANKA	3.631	1.492	-58,91	48.685	23.738	-51,24
IRAN (ISLAMIC REPUBLIC OF)	161	12	-92,55	1.204	192	-84,05
SAUDI ARABIA	618	2.758	346,28	4.320	50.274	1.063,75
KUWAIT	10	0	-100,00	171	0	-100,00
LEBANON	382	38	-90,05	20.313	10.746	-47,10
SYRIA ARAB REPUBLIC	598	2.672	346,82	6.097	14.371	135,71
TURKEY	250	3.325	1.230,00	46.484	82.360	77,18
UNITED ARAB EMIRATES	4.432	22.396	405,32	193.865	560.004	188,86
EGYPT	1.120	2.713	142,23	14.522	49.392	240,12
MOROCCO	0	290	--	0	10.529	--
TUNISIA	0	18	--	0	4.439	--
ALGERIA	0	65	--	0	1.230	--
KENYA	0	43	--	0	1.363	--
BOTSWANA	368	0	-100,00	12.848	0	-100,00
TOGO	0	1.911	--	0	51.797	--
NIGERIA	558	857	53,58	3.166	8.183	158,46
UGANDA	384	0	-100,00	2.286	0	-100,00
SOUTH AFRICA	32	986	2.981,25	605	24.452	3.941,65
MAURITIUS	553	742	34,18	18.634	29.292	57,20
AUSTRALIA	3.514	3.884	10,53	138.870	163.892	18,02
NEW ZEALAND	157	235	49,68	2.572	5.304	106,22
VANUATU	1.694	177	-89,55	14.253	656	-95,40
FIJI	94	0	-100,00	806	0	-100,00
SOLOMON ISLANDS	771	0	-100,00	2.166	0	-100,00
EAST TIMOR	34	0	-100,00	10	0	-100,00
UNITED STATES	872.151	1.320.111	51,36	26.258.351	30.908.230	17,71
CANADA	3.644	409.572	11.139,63	555.824	1.746.101	214,15
MEXICO	7.483	3.914	-47,69	110.010	151.154	37,40
PANAMA	0	160	--	0	4.236	--
VENEZUELA	1.319	0	-100,00	60.175	0	-100,00
ARGENTINA	3.334	6.605	98,11	55.763	72.526	30,06
BRAZIL	9.907	6.225	-37,17	305.645	104.954	-65,66
COLOMBIA	11.699	6.681	-42,89	300.094	291.074	-3,01
URUGUAY	0	85	--	0	1.471	--
ECUADOR	4.756	3.121	-34,38	275.285	240.788	-12,53
PERU	2.178	0	-100,00	26.669	0	-100,00
PUERTO RICO	0	769	--	0	2.617	--
DOMINICAN REPUBLIC	5.528	6.295	13,87	134.358	189.432	40,99
COSTA RICA	3.417	1.102	-67,75	53.374	32.754	-38,63
ARUBA	0	22	--	0	340	--
FRENCH POLYNESIA	58	0	-100,00	1.888	0	-100,00
NETHERLANDS ANTILLES	0	256	--	0	65.947	--
UNITED KINGDOM	72.602	215.327	196,59	1.426.780	6.802.365	376,76
NETHERLANDS	2.184	7.366	237,27	269.474	376.353	39,66
FRANCE	2.383	10.186	327,44	203.624	478.890	135,18
GERMANY, FED. REP. OF	102.799	101.202	-1,55	10.015.804	10.470.246	4,54
BELGIUM	372	237	-36,29	13.326	9.006	-32,42

TABEL 5. PERKEMBANGAN EKSPOR INDONESIA MENURUT KOMODITI DAN NEGARA TUJUAN

JENIS BARANG	BERAT BERSIH (KG)		PERUB	NILAI FOB (US \$)		PERUB
	JAN-NOV 2006	JAN-NOV 2007	%	JAN-NOV 2006	JAN-NOV 2007	%
	(1)	(2)	(3)	(4)	(5)	(6)
SWITZERLAND	31	315	916,13	346	6.340	1.732,37
LUXEMBOURG	373	0	-100,00	61.421	0	-100,00
DENMARK	431	2.478	474,94	4.200	308.111	7.235,98
NORWAY	25	7.058	28.132,00	7.694	1.301.892	16.820,87
SWEDEN	178	511	187,08	5.519	71.916	1.203,06
FINLAND	100	28	-72,00	12.078	11.208	-7,20
ITALY	1.483	2.328	56,98	33.165	62.812	89,39
SPAIN	7.889	3.809	-51,72	406.410	271.134	-33,29
PORTUGAL	45	2.905	6.355,56	556	34.858	6.169,42
GREECE	229	620	170,74	3.437	158	-95,40
HUNGARY	239	0	-100,00	5.285	0	-100,00
ROMANIA	102	13	-87,25	28.355	3.950	-86,07
BULGARIA	283	237	-16,25	8.345	11.591	38,90
YUGOSLAVIA	87	31	-64,37	27.576	8.816	-68,03
UKRAINE	0	6.720	--	0	147.537	--
LATVIA	0	120	--	0	2.568	--
SLOVAKIA	522	468	-10,34	12.601	10.266	-18,53
SLOVENIA	372	45	-87,90	5.063	998	-80,29
CZECH REPUBLIC	0	2.305	--	0	85.764	--
RUSSIA FEDERATION	0	65	--	0	2.665	--
<b>-ALAT UKUR</b>	<b>395.796</b>	<b>709.629</b>	<b>79,29</b>	<b>6.967.182</b>	<b>14.164.667</b>	<b>103,31</b>
JAPAN	5.993	896	-85,05	79.100	79.496	0,50
HONG KONG	630	1.428	126,67	67.951	166.179	144,56
KOREA, REPUBLIC OF	2	2.804	140.100,00	130	33.178	25.421,54
TAIWAN	0	2.396	--	0	6.228	--
CHINA	2.974	135.655	4.461,37	18.529	594.098	3.106,31
PAPUA NEW GUINEA	1.211	1.553	28,24	1.641	5.109	211,33
THAILAND	993	4.644	367,67	252.131	7.804	-96,90
SINGAPORE	290.328	369.326	27,21	3.228.842	8.969.226	177,78
PHILIPPINES	24	0	-100,00	150	0	-100,00
MALAYSIA	44.291	101.301	128,72	495.598	958.680	93,44
BRUNEI DARUSSALAM	20	14	-30,00	500	2.290	358,00
VIET NAM	1.907	5.975	213,32	23.392	246.398	953,34
INDIA	8	3	-62,50	2.277	3.424	50,37
PAKISTAN	144	6.087	4.127,08	1.441	1.154.340	80.006,87
IRAQ	130	0	-100,00	12.340	0	-100,00
SAUDI ARABIA	0	28	--	0	51.532	--
KUWAIT	270	227	-15,93	1.471	6.346	331,41
YEMEN	0	12.899	--	0	66.552	--
OMAN	200	0	-100,00	689	0	-100,00
UNITED ARAB EMIRATES	3.042	1.711	-43,75	321.297	54.309	-83,10
QATAR	85	1.854	2.081,18	116.783	358.181	206,71
EGYPT	1.535	179	-88,34	72.509	34.351	-52,63
LIBYAN ARAB JAMAHIRIYA	60	0	-100,00	32.394	0	-100,00
SUDAN	428	985	130,14	41.338	37.663	-8,89
GUINEA	47	0	-100,00	130	0	-100,00
CONGO	93	102	9,68	1.140	500	-56,14
RWANDA	208	0	-100,00	4.455	0	-100,00
AUSTRALIA	2.163	7.439	243,92	46.057	47.342	2,79
NEW ZEALAND	0	5.003	--	0	5.651	--
UNITED STATES	3.564	10.053	182,07	301.034	353.896	17,56
CANADA	1.063	900	-15,33	16.286	22.000	35,09
VENEZUELA	355	0	-100,00	3.554	0	-100,00
COLOMBIA	0	2.999	--	0	6.482	--
ECUADOR	201	0	-100,00	7.440	0	-100,00
EL SALVADOR	50	0	-100,00	848	0	-100,00
FRENCH POLYNESIA	75	0	-100,00	4.650	0	-100,00
UNITED KINGDOM	2.632	16.353	521,31	186.035	222.143	19,41
NETHERLANDS	1.775	4	-99,77	88.580	12.071	-86,37
FRANCE	1.128	253	-77,57	107.461	13.742	-87,21
GERMANY, FED. REP. OF	7.966	7.406	-7,03	148.352	246.790	66,35
BELGIUM	5.311	4.200	-20,92	607.811	12.084	-98,01
SWITZERLAND	343	1.932	463,27	12.636	8.446	-33,16
DENMARK	35	0	-100,00	4.597	0	-100,00
NORWAY	694	760	9,51	49.757	98.667	98,30
SWEDEN	338	0	-100,00	25.363	0	-100,00
IRELAND	1.860	0	-100,00	138.616	0	-100,00
ITALY	38	0	-100,00	1.050	0	-100,00
ICELAND	197	0	-100,00	8.400	0	-100,00
GREECE	2.214	0	-100,00	150.964	0	-100,00
DEMOCRATIC REPUBLIC OF THE CO	0	450	--	0	18.960	--
ROMANIA	0	255	--	0	9.917	--
KYRGYZSTAN	0	212	--	0	220	--
UKRAINE	9.036	0	-100,00	273.459	0	-100,00
LITHUANIA	135	0	-100,00	8.004	0	-100,00
RUSSIA FEDERATION	0	1.343	--	0	250.372	--

TABEL 5. PERKEMBANGAN EKSPOR INDONESIA MENURUT KOMODITI DAN NEGARA TUJUAN

JENIS BARANG	BERAT BERSIH (KG)		PERUB	NILAI FOB (US \$)		PERUB
	JAN-NOV 2006	JAN-NOV 2007	%	JAN-NOV 2006	JAN-NOV 2007	%
	(1)	(2)	(3)	(4)	(5)	(6)
<b>-LONCENG, ARLOJI DAN BAGIANNY,</b>	<b>5.038.812</b>	<b>5.777.914</b>	<b>14,67</b>	<b>74.458.986</b>	<b>87.022.057</b>	<b>16,87</b>
JAPAN	201.597	246.352	22,20	4.872.942	5.894.748	20,97
HONG KONG	245.781	347.251	41,28	3.443.791	5.900.502	71,34
KOREA, DEMOCRATIC PEOPLE'S REI	7	0	-100,00	31	0	-100,00
KOREA, REPUBLIC OF	23.363	16.472	-29,50	342.657	278.091	-18,84
TAIWAN	415.892	817.470	96,56	2.076.048	3.315.537	59,70
CHINA	24.000	29.553	23,14	422.003	538.402	27,58
MACAU	5.741	8.748	52,38	59.060	119.791	102,83
PAPUA NEW GUINEA	3.171	6.765	113,34	13.338	32.253	141,81
THAILAND	73.109	42.967	-41,23	1.494.102	1.520.804	1,79
SINGAPORE	585.892	600.342	2,47	13.891.847	20.197.468	45,39
PHILIPPINES	87.134	153.071	75,67	1.311.420	2.187.239	66,78
MALAYSIA	288.531	153.944	-46,65	3.617.361	4.746.257	31,21
MYANMAR (FORM. BURMA)	1.780	2.594	45,73	3.212	13.848	331,13
CAMBODIA	17.075	0	-100,00	115.594	0	-100,00
BRUNEI DARUSSALAM	3.853	8	-99,79	117.781	1.128	-99,04
LAO PEOPLE'S DEMOCRATIC REPUB	0	153	--	0	2.603	--
VIET NAM	310.368	541.183	74,37	3.436.869	5.053.319	47,03
MALDIVES	3.756	0	-100,00	27.675	0	-100,00
INDIA	666.503	756.591	13,52	4.945.021	5.751.270	16,30
PAKISTAN	2.163	17.659	716,41	35.423	333.413	841,23
BANGLADESH	4	6	50,00	30	48	60,00
SRI LANKA	2.199	5.454	148,02	20.133	68.856	242,01
SAUDI ARABIA	1.981	1.876	-5,30	16.801	19.597	16,64
KUWAIT	544	1.265	132,54	13.545	30.611	125,99
JORDAN	0	26.823	--	0	233.600	--
LEBANON	629	0	-100,00	9.437	0	-100,00
YEMEN	62.352	525	-99,16	521.581	3.150	-99,40
OMAN	17.820	27.441	53,99	211.708	177.899	-15,97
TURKEY	2.261	0	-100,00	2.004.859	0	-100,00
UNITED ARAB EMIRATES	6.963	5.722	-17,82	356.429	295.247	-17,17
QATAR	5.063	0	-100,00	179.067	0	-100,00
BAHRAIN	20	474	2.270,00	396	2.673	575,00
EGYPT	1.320	3.506	165,61	20.300	26.962	32,82
MOROCCO	125.768	128.139	1,89	990.188	1.002.914	1,29
TUNISIA	0	222	--	0	5.912	--
ETHIOPIA	0	1	--	0	16	--
TANZANIA, UNITED REPUBLIC OF	6	0	-100,00	1.438	0	-100,00
MADAGASCAR	792	368	-53,54	6.234	3.072	-50,72
KENYA	0	47	--	0	883	--
REUNION	0	416	--	0	497	--
MOZAMBIQUE	21.749	3.836	-82,36	172.758	30.926	-82,10
TOGO	17.376	0	-100,00	122.782	0	-100,00
GUINEA	9.182	8	-99,91	7.136	50	-99,30
CONGO	0	182	--	0	43	--
CAMEROON	54.522	105.055	92,68	596.320	847.344	42,10
NIGERIA	23.433	19.112	-18,44	343.673	129.296	-62,38
GABON	977	0	-100,00	8.638	0	-100,00
COTE D'IVOIRE	50.417	128.337	154,55	396.812	1.100.237	177,27
SENEGAL	117.532	109.355	-6,96	734.036	661.152	-9,93
MAURITANIA	10.640	0	-100,00	308.000	0	-100,00
BENIN	4	7.250	181.150,00	31	63.608	205.087,10
BURKINA FASO	31.899	61.427	92,57	258.161	639.668	147,78
NIGER	7.975	0	-100,00	66.236	0	-100,00
SOUTH AFRICA	149.301	59.810	-59,94	609.134	554.546	-8,96
MAURITIUS	0	5	--	0	22	--
RWANDA	3	0	-100,00	33	0	-100,00
AUSTRALIA	159.696	273.760	71,43	2.166.994	3.626.712	67,36
NEW ZEALAND	26.151	28.135	7,59	392.718	376.171	-4,21
NEW CALEDONIA	2	0	-100,00	5	0	-100,00
VANUATU	0	230	--	0	956	--
FIJI	6.223	9.075	45,83	53.520	59.282	10,77
SOLOMON ISLANDS	0	580	--	0	3.913	--
EAST TIMOR	0	98	--	0	6.859	--
UNITED STATES	339.953	328.801	-3,28	8.751.304	5.713.049	-34,72
CANADA	7.237	5.224	-27,82	110.926	220.973	99,21
MEXICO	22.807	12.864	-43,60	388.862	263.052	-32,35
PANAMA	659	34	-94,84	10.055	400	-96,02
CUBA	0	59	--	0	1.530	--
CHILE	27.392	46.677	70,40	459.101	824.999	79,70
VENEZUELA	0	20	--	0	428	--
ARGENTINA	1.330	1.872	40,75	23.872	48.839	104,59
BRAZIL	13.155	3.795	-71,15	207.143	533.524	157,56
COLOMBIA	0	3.181	--	0	39.986	--
URUGUAY	0	1.560	--	0	58.081	--
DOMINICAN REPUBLIC	1	0	-100,00	21	0	-100,00
EL SALVADOR	3	0	-100,00	12	0	-100,00
HAITI	0	1.035	--	0	13.166	--



TABEL 5. PERKEMBANGAN EKSPOR INDONESIA MENURUT KOMODITI DAN NEGARA TUJUAN

JENIS BARANG	BERAT BERSIH (KG)		PERUB	NILAI FOB (US \$)		PERUB
	JAN-NOV 2006	JAN-NOV 2007	%	JAN-NOV 2006	JAN-NOV 2007	%
	(1)	(2)	(3)	(4)	(5)	(6)
NETHERLANDS ANTILLES		26	--	0	57	--
UNITED KINGDOM	146.803	160.675	9,45	2.205.134	2.608.184	18,28
NETHERLANDS	1.283	2.094	63,21	210.178	77.261	-63,24
FRANCE	95.655	77.589	-18,89	4.183.813	2.406.392	-42,48
GERMANY, FED. REP. OF	85.602	192.515	124,90	1.996.161	4.813.314	141,13
AUSTRIA	949	809	-14,75	52.250	51.505	-1,43
BELGIUM	11	1.302	11.736,36	44	26.047	59.097,73
SWITZERLAND	112	319	184,82	3.428	26.926	685,47
DENMARK	500	57	-88,60	20.700	5.570	-73,09
SWEDEN	1	783	78.200,00	10	37.516	375.060,00
FINLAND	600	146	-75,67	95.740	5.045	-94,73
IRELAND	0	370	--	0	215.889	--
ITALY	2.847	1.223	-57,04	25.197	14.275	-43,35
SPAIN	6.523	5.350	-17,98	111.796	93.130	-16,70
PORTUGAL	334.880	75.402	-77,48	3.450.351	1.964.438	-43,07
DEMOCRATIC REPUBLIC OF THE CO	0	317	--	0	2.800	--
HUNGARY	2.338	14.605	524,68	40.217	144.068	258,23
POLAND	0	37	--	0	660	--
ROMANIA	345	611	77,10	5.041	12.012	138,29
MOLDOVA, REPUBLIC OF	16.727	48.049	187,25	162.330	414.629	155,42
GEORGIA	40.600	29.725	-26,79	441.852	348.184	-21,20
SLOVAKIA	578	136	-76,47	415.780	14.883	-96,42
CZECH REPUBLIC	15.228	10.928	-28,24	271.491	160.767	-40,78
SOUTH GEORGIA AND THE SOUTH S	1	0	-100,00	14	0	-100,00
REP. OF MACEDONIA	157	0	-100,00	492	0	-100,00
RUSSIA FEDERATION	15	61	306,67	363	1.083	198,35
<b>-COKLAT OLAHAN</b>	<b>109.716.244</b>	<b>115.559.845</b>	<b>5,33</b>	<b>217.186.496</b>	<b>278.226.791</b>	<b>28,11</b>
JAPAN	1.823.554	1.039.867	-42,98	4.748.600	3.251.345	-31,53
HONG KONG	175.381	197.846	12,81	407.353	456.870	12,16
KOREA, REPUBLIC OF	959.388	906.941	-5,47	816.832	2.004.450	145,39
TAIWAN	230.502	187.844	-18,51	449.807	417.199	-7,25
CHINA	3.751.472	3.206.261	-14,53	2.253.696	2.647.695	17,48
MONGOLIA	0	13.999	--	0	10.800	--
PAPUA NEW GUINEA	12.109	4.465	-63,13	15.150	6.419	-57,63
THAILAND	2.228.492	2.562.411	14,98	3.988.856	4.321.577	8,34
SINGAPORE	1.740.635	2.011.410	15,56	3.003.386	3.680.218	22,54
PHILIPPINES	7.503.373	8.358.408	11,40	5.657.810	6.868.605	21,40
MALAYSIA	3.385.455	9.639.668	184,74	3.287.798	8.874.089	169,91
MYANMAR (FORM. BURMA)	21.992	7.000	-68,17	17.091	7.531	-55,94
CAMBODIA	15.783	48	-99,70	21.625	295	-98,64
BRUNEI DARUSSALAM	67.550	150.188	122,34	128.277	368.422	187,21
VIET NAM	164.690	206.154	25,18	178.254	250.976	40,80
MALDIVES	12.165	23.493	93,12	20.615	50.527	145,10
INDIA	1.509.576	1.183.895	-21,57	1.584.450	1.546.619	-2,39
PAKISTAN	628.267	780.479	24,23	511.610	661.480	29,29
BANGLADESH	70.719	60.876	-13,92	86.021	127.599	48,33
SRI LANKA	145.605	252.481	73,40	140.657	252.503	79,52
IRAN (ISLAMIC REPUBLIC OF)	448.999	49.750	-88,92	398.240	54.316	-86,36
SAUDI ARABIA	38.653	132.150	241,89	89.711	199.362	122,23
KUWAIT	94.781	160.836	69,69	212.378	317.426	49,46
JORDAN	39.919	186	-99,53	75.201	577	-99,23
YEMEN	76.222	96.877	27,10	106.076	146.038	37,67
OMAN	11.595	13.004	12,15	26.100	20.931	-19,80
SYRIA ARAB REPUBLIC	254.849	44.000	-82,73	184.786	45.143	-75,57
TURKEY	599.298	793.449	32,40	394.936	603.806	52,89
UNITED ARAB EMIRATES	2.415.063	2.431.117	0,66	8.681.102	8.706.774	0,30
QATAR	128	4.639	3.524,22	541	9.355	1.629,21
BAHRAIN	27.889	173.014	520,37	67.509	382.708	466,90
EGYPT	452.700	449.800	-0,64	1.290.748	1.834.683	42,14
LIBYAN ARAB JAMAHIRIYA	0	13.499	--	0	16.256	--
MOROCCO	525	8	-98,48	525	5	-99,05
ALGERIA	0	12.789	--	0	17.017	--
SUDAN	75	194	158,67	755	896	18,68
MADAGASCAR	85.676	192.603	124,80	89.102	134.220	50,64
KENYA	196.244	231.967	18,20	403.042	410.354	1,81
TOGO	43.200	0	-100,00	61.200	0	-100,00
GHANA	86.400	98.193	13,65	120.000	127.691	6,41
GUINEA	2.084	7.038	237,72	3.150	14.345	355,40
ANGOLA	0	2.095	--	0	2.280	--
CAMEROON	30.420	58.270	91,55	45.630	91.756	101,09
SIERRA LEONE	0	18.953	--	0	22.020	--
MAURITANIA	28.800	15.210	-47,19	42.200	22.604	-46,44
MALI	0	4.652	--	0	11.400	--
BENIN	14.850	1.044	-92,97	34.031	750	-97,80
GAMBIA	1.278	462	-63,85	8.152	925	-88,65
SEYCHELLES	3.564	3.853	8,11	14.756	15.409	4,43
CENTRAL AFRICAN REPUBLIC	23.000	0	-100,00	8.510	0	-100,00

TABEL 5. PERKEMBANGAN EKSPOR INDONESIA MENURUT KOMODITI DAN NEGARA TUJUAN

JENIS BARANG	BERAT BERSIH (KG)		PERUB	NILAI FOB (US \$)		PERUB
	JAN-NOV 2006	JAN-NOV 2007	%	JAN-NOV 2006	JAN-NOV 2007	%
	(1)	(2)	(3)	(4)	(5)	(6)
SOUTH AFRICA	2.239.838	2.327.124	3,90	4.515.255	5.216.766	15,54
ZIMBABWE	13.999	0	-100,00	28.260	0	-100,00
MAURITIUS	41.205	361.245	776,70	46.402	756.896	1.531,17
AUSTRALIA	8.585.702	9.200.024	7,16	25.768.961	32.016.981	24,25
NEW ZEALAND	1.544.956	1.106.968	-28,35	3.573.459	2.264.564	-36,63
MICRONESIA, FEDERATED STATES (	1.695	0	-100,00	7.315	0	-100,00
VANUATU	27.268	9.016	-66,94	43.808	23.801	-45,67
AMERICAN SAMOA	4.230	5.660	33,81	4.802	11.259	134,46
FIJI	80.371	34.898	-56,58	167.414	82.083	-50,97
KIRIBATI	248	0	-100,00	555	0	-100,00
SAMOA	684	0	-100,00	3.821	0	-100,00
SOLOMON ISLANDS	9.217	11.107	20,51	20.264	24.645	21,62
TONGA	30.597	15.293	-50,02	61.957	36.021	-41,86
TUVALU	169	0	-100,00	329	0	-100,00
EAST TIMOR	45.521	0	-100,00	68.731	0	-100,00
UNITED STATES	19.685.562	22.294.277	13,25	59.774.533	75.628.085	26,52
CANADA	200.522	1.180.001	488,46	701.289	5.303.006	656,18
MEXICO	1.395.200	1.077.000	-22,81	923.650	748.010	-19,02
CHILE	63.998	292.499	357,04	38.450	194.747	406,49
VENEZUELA	0	25.600	--	0	14.080	--
ARGENTINA	77.500	805.838	939,79	32.625	497.405	1.424,61
BRAZIL	4.176.520	3.397.726	-18,65	2.104.969	1.794.567	-14,75
COLOMBIA	0	220.000	--	0	128.220	--
URUGUAY	145.000	678.999	368,28	58.500	335.630	473,73
ECUADOR	0	42.000	--	0	24.990	--
PERU	0	122.000	--	0	63.100	--
JAMAICA	17.308	8.998	-48,01	44.046	22.965	-47,86
COSTA RICA	0	120.000	--	0	152.522	--
FRENCH POLYNESIA	1.660	0	-100,00	3.252	0	-100,00
UNITED KINGDOM	802.766	697.954	-13,06	2.206.230	2.145.250	-2,76
NETHERLANDS	9.135.982	7.515.142	-17,74	32.550.129	34.521.330	6,06
FRANCE	7.023.998	8.190.313	16,60	25.414.584	36.781.275	44,73
GERMANY, FED. REP. OF	1.646.308	2.995.226	81,94	2.070.454	7.182.358	246,90
BELGIUM	3.351.400	5.561.200	65,94	9.917.777	15.477.234	56,06
SWITZERLAND	2.872	5.036	75,35	47.245	154.171	226,32
DENMARK	0	800	--	0	1.945	--
SWEDEN	9.054	0	-100,00	22.892	0	-100,00
ITALY	0	315	--	0	6	--
SPAIN	17.787.190	9.515.540	-46,50	6.242.301	4.074.262	-34,73
PORTUGAL	0	2.668	--	0	4.000	--
GREECE	264.211	63.000	-76,16	92.462	27.090	-70,70
DEMOCRATIC REPUBLIC OF THE CO	0	14.000	--	0	11.130	--
HUNGARY	136.309	67.807	-50,25	78.608	60.004	-23,67
POLAND	32.000	17.000	-46,88	12.280	11.220	-8,63
BULGARIA	747.265	255.950	-65,75	218.621	122.578	-43,93
ARMENIA	0	9.859	--	0	14.761	--
UKRAINE	284.999	196.998	-30,88	210.876	130.650	-38,04
UZBEKISTAN	34.000	0	-100,00	16.456	0	-100,00
LITHUANIA	328.000	97.547	-70,26	257.280	76.160	-70,40
LATVIA	0	14.000	--	0	10.780	--
ESTONIA	25.000	560.000	2.140,00	10.625	2.731.000	25.603,53
CROATIA	56.000	69.000	23,21	31.360	45.616	45,46
BOSNIA AND HERZEGOVINA	0	13.500	--	0	10.193	--
MALTA	0	13.250	--	0	12.750	--
SLOVENIA	0	6.000	--	0	4.800	--
RUSSIA FEDERATION	237.000	538.081	127,04	117.400	261.619	122,84
<b>-GULA TETES</b>	<b>452.186.977</b>	<b>340.528.662</b>	<b>-24,69</b>	<b>41.565.369</b>	<b>20.571.081</b>	<b>-50,51</b>
JAPAN	12.231.994	14.188.530	16,00	1.191.754	866.804	-27,27
HONG KONG	19.800	131.213	562,69	8.712	72.930	737,12
KOREA, REPUBLIC OF	196.673.179	99.838.377	-49,24	19.515.627	5.934.243	-69,59
TAIWAN	54.868.903	68.183.835	24,27	4.828.832	5.078.335	5,17
PAPUA NEW GUINEA	14.703	3.084	-79,02	20.077	7.070	-64,79
SINGAPORE	78.325	30.433	-61,15	44.033	28.692	-34,84
PHILIPPINES	0	50.545.345	--	0	2.575.294	--
MALAYSIA	182.426	225.442	23,58	46.707	86.120	84,38
BRUNEI DARUSSALAM	0	241	--	0	1.340	--
VIET NAM	152.013.860	96.221.152	-36,70	13.274.797	5.147.432	-61,22
MALDIVES	761	0	-100,00	1.250	0	-100,00
AUSTRALIA	0	1.787	--	0	2.490	--
NEW ZEALAND	0	8.502.052	--	0	365.588	--
VANUATU	4.652	3.140	-32,50	4.177	4.329	3,64
UNITED STATES	0	31	--	0	184	--
UNITED KINGDOM	7.716.854	0	-100,00	702.233	0	-100,00
GERMANY, FED. REP. OF	0	4.000	--	0	214.200	--
SPAIN	28.381.520	2.650.000	-90,66	1.927.170	186.030	-90,35
<b>-KERUPUK UDANG</b>	<b>6.204.756</b>	<b>6.406.551</b>	<b>3,25</b>	<b>8.622.680</b>	<b>10.200.204</b>	<b>18,30</b>

TABEL 5. PERKEMBANGAN EKSPOR INDONESIA MENURUT KOMODITI DAN NEGARA TUJUAN

JENIS BARANG	BERAT BERSIH (KG)		PERUB	NILAI FOB (US \$)		PERUB
	JAN-NOV 2006	JAN-NOV 2007	%	JAN-NOV 2006	JAN-NOV 2007	%
	(1)	(2)	(3)	(4)	(5)	(6)
JAPAN	180.762	156.251	-13,56	308.613	268.130	-13,12
HONG KONG	135.710	137.347	1,21	202.502	663.323	227,56
KOREA, REPUBLIC OF	648.389	596.205	-8,05	940.411	776.083	-17,47
TAIWAN	158.959	123.678	-22,20	53.186	43.299	-18,59
SINGAPORE	112.579	124.498	10,59	152.087	182.558	20,04
MALAYSIA	225.542	275.946	22,35	166.933	175.976	5,42
BRUNEI DARUSSALAM	1.060	79	-92,55	2.081	313	-84,96
INDIA	443	0	-100,00	867	0	-100,00
SAUDI ARABIA	647.722	183.175	-71,72	562.346	211.481	-62,39
KUWAIT	2.909	0	-100,00	1.832	0	-100,00
YEMEN	48.640	0	-100,00	32.996	0	-100,00
UNITED ARAB EMIRATES	41.322	46.394	12,27	46.945	49.417	5,27
AUSTRALIA	54.992	249.051	352,89	89.070	450.235	405,48
NEW ZEALAND	308	40.255	12.969,81	687	59.837	8.609,90
UNITED STATES	140.102	154.727	10,44	339.691	406.480	19,66
CANADA	2.134	14.395	574,55	4.466	28.598	540,35
UNITED KINGDOM	557.536	640.578	14,89	780.355	931.521	19,37
NETHERLANDS	2.550.377	3.242.249	27,13	3.876.931	5.266.199	35,83
FRANCE	462.066	230.211	-50,18	809.239	474.321	-41,39
BELGIUM	102.977	119.858	16,39	73.241	116.772	59,44
SPAIN	13.600	23.040	69,41	19.360	40.924	111,38
ROMANIA	116.627	29.764	-74,48	158.841	30.609	-80,73
ESTONIA	0	18.850	--	0	24.128	--
<b>-BUAH/SAYURAN OLAHAN</b>	<b>470.954.223</b>	<b>387.407.203</b>	<b>-17,74</b>	<b>246.437.156</b>	<b>251.865.261</b>	<b>2,20</b>
JAPAN	15.380.122	14.733.732	-4,20	11.883.533	13.188.408	10,98
HONG KONG	3.235.320	2.097.961	-35,15	4.947.117	2.529.503	-48,87
KOREA, DEMOCRATIC PEOPLE'S REI	28.525	0	-100,00	17.281	0	-100,00
KOREA, REPUBLIC OF	1.426.626	4.782.711	235,25	1.216.642	2.861.539	135,20
TAIWAN	10.878.862	15.053.055	38,37	2.991.873	4.643.727	55,21
CHINA	15.329.568	9.665.617	-36,95	2.264.617	2.283.103	0,82
PAPUA NEW GUINEA	10.104	53	-99,48	8.496	187	-97,80
THAILAND	9.208.869	86.022	-99,07	488.560	159.210	-67,41
SINGAPORE	76.934.914	71.791.855	-6,68	48.256.892	52.148.489	8,06
PHILIPPINES	9.439.392	11.775.246	24,75	3.538.917	3.661.202	3,46
MALAYSIA	90.727.200	63.261.453	-30,27	13.129.089	10.699.786	-18,50
MYANMAR (FORM. BURMA)	8.314	0	-100,00	11.261	0	-100,00
CAMBODIA	177.000	16.353	-90,76	1.680	1.876	11,67
BRUNEI DARUSSALAM	70.211	202.318	188,16	116.854	308.331	163,86
NEPAL	553.027	111.128	-79,91	694.599	187.970	-72,94
VIET NAM	17.687.761	24.574.205	38,93	13.401.595	20.707.114	54,51
MALDIVES	21.040	32.114	52,63	33.575	44.353	32,10
INDIA	23.182.750	38.188.999	64,73	16.725.163	27.851.679	66,53
PAKISTAN	7.239.696	7.048.053	-2,65	1.981.870	2.623.953	32,40
BANGLADESH	25.000	0	-100,00	250	0	-100,00
SRI LANKA	0	74.948	--	0	54.288	--
IRAN (ISLAMIC REPUBLIC OF)	139.987	207.846	48,48	61.167	78.300	28,01
SAUDI ARABIA	828.977	1.028.715	24,09	726.018	994.777	37,02
KUWAIT	231.380	210.449	-9,05	99.702	179.611	80,15
JORDAN	134.400	529.962	294,32	163.275	757.435	363,90
LEBANON	115.274	337.413	192,71	550.396	1.146.558	108,32
YEMEN	21.685	18.652	-13,99	12.765	39.050	205,91
OMAN	0	3.409	--	0	3.350	--
SYRIA ARAB REPUBLIC	54.924	336.668	512,97	83.370	789.150	846,56
TURKEY	417.975	1.081.905	158,84	298.963	790.178	164,31
UNITED ARAB EMIRATES	3.736.745	2.163.257	-42,11	2.093.910	1.886.749	-9,89
QATAR	124.100	25.158	-79,73	50.890	14.592	-71,33
BAHRAIN	241.170	147.044	-39,03	106.280	112.650	5,99
CYPRUS	12.500	25.500	104,00	9.125	11.875	30,14
EGYPT	1.559.047	1.636.821	4,99	906.291	1.065.073	17,52
LIBYAN ARAB JAMAHIRIYA	24.990	0	-100,00	15.869	0	-100,00
MOROCCO	270.375	112.500	-58,39	184.326	76.063	-58,73
TUNISIA	12.500	51.000	308,00	2.500	10.000	300,00
ALGERIA	228.400	164.530	-27,96	148.590	122.673	-17,44
ERITREA	88.560	0	-100,00	40.500	0	-100,00
MADAGASCAR	1.781	0	-100,00	4.968	0	-100,00
KENYA	12.985	25.500	96,38	2.894	5.000	72,77
REUNION	8.363	0	-100,00	5.910	0	-100,00
ANGOLA	153.000	52.000	-66,01	70.250	19.000	-72,95
NIGERIA	54.815	30.124	-45,04	78.946	15.519	-80,34
SIERRA LEONE	35.768	17.730	-50,43	17.386	7.920	-54,45
SEYCHELLES	3.512	4.416	25,74	13.859	1.534	-88,93
UGANDA	0	120	--	0	616	--
SAINT HELENA	53.071	0	-100,00	20.540	0	-100,00
SOUTH AFRICA	1.303.498	1.064.910	-18,30	669.819	774.128	15,57
MAURITIUS	144.973	137.647	-5,05	84.374	110.015	30,39
AUSTRALIA	2.262.616	1.522.108	-32,73	1.436.212	1.495.943	4,16
NEW ZEALAND	647.639	3.114.441	380,89	576.114	725.808	25,98

TABEL 5. PERKEMBANGAN EKSPOR INDONESIA MENURUT KOMODITI DAN NEGARA TUJUAN

JENIS BARANG	BERAT BERSIH (KG)		PERUB	NILAI FOB (US \$)		PERUB
	JAN-NOV 2006	JAN-NOV 2007	%	JAN-NOV 2006	JAN-NOV 2007	%
	(1)	(2)	(3)	(4)	(5)	(6)
MICRONESIA, FEDERATED STATES (	6.597	0	-100,00	4.950	0	-100,00
GUAM	1.596	0	-100,00	5.654	0	-100,00
NEW CALEDONIA	1.440	21.488	1.392,22	1.800	18.520	928,89
NORTHERN MARIANA ISLANDS	2.506	0	-100,00	1.869	0	-100,00
VANUATU	3.617	2.423	-33,01	7.356	9.236	25,56
AMERICAN SAMOA	2.808	0	-100,00	3.923	0	-100,00
COOK ISLANDS	7	0	-100,00	35	0	-100,00
FIJI	2.503	1.876	-25,05	3.265	3.426	4,93
SAMOA	562	669	19,04	3.330	663	-80,09
SOLOMON ISLANDS	2.952	5.344	81,03	32.445	15.140	-53,34
TUVALU	576	0	-100,00	1.080	0	-100,00
EAST TIMOR	125.090	0	-100,00	47.590	0	-100,00
UNITED STATES	55.291.107	38.997.216	-29,47	45.893.132	46.744.050	1,85
CANADA	530.931	321.267	-39,49	1.669.155	728.625	-56,35
MEXICO	403.153	449.573	11,51	432.097	495.657	14,71
PANAMA	16.193	16.195	0,01	11.800	17.078	44,73
SURINAME	53.874	1.563	-97,10	29.992	6.039	-79,86
CHILE	3.538.477	1.696.292	-52,06	1.809.044	949.136	-47,53
ARGENTINA	6.387.739	4.870.811	-23,75	3.659.718	3.132.853	-14,40
BRAZIL	1.738.190	959.000	-44,83	761.426	847.462	11,30
URUGUAY	422.887	746.968	76,64	246.407	494.174	100,55
PARAGUAY	100.000	262.500	162,50	73.125	159.438	118,03
PERU	389.276	311.972	-19,86	133.460	160.906	20,56
PUERTO RICO	34.320	0	-100,00	29.172	0	-100,00
DOMINICAN REPUBLIC	48.988	12.500	-74,48	37.721	7.625	-79,79
EL SALVADOR	33.566	16.783	-50,00	145.851	73.268	-49,77
COSTA RICA	0	99.974	--	0	85.169	--
DOMINICA	0	12.475	--	0	7.610	--
FALKLAND ISLANDS (MALVINAS)	13.758	0	-100,00	15.120	0	-100,00
FRENCH POLYNESIA	33.998	50.000	47,07	12.303	41.800	239,75
NETHERLANDS ANTILLES	24	9	-62,50	235	60	-74,47
UNITED KINGDOM	3.115.895	1.721.091	-44,76	1.976.769	1.682.418	-14,89
NETHERLANDS	19.055.740	12.059.663	-36,71	10.707.644	6.191.498	-42,18
FRANCE	3.417.152	2.154.730	-36,94	2.116.891	1.765.494	-16,60
GERMANY, FED. REP. OF	28.355.479	15.250.154	-46,22	13.792.187	10.258.005	-25,62
AUSTRIA	2.032.867	1.582.855	-22,14	1.177.038	942.060	-19,96
BELGIUM	2.407.756	1.315.274	-45,37	1.737.821	1.091.893	-37,17
SWITZERLAND	114.975	1.203	-98,95	72.288	1.276	-98,23
DENMARK	995.436	346.159	-65,23	635.369	218.887	-65,55
NORWAY	1.742.933	220.034	-87,38	1.644.763	221.984	-86,50
SWEDEN	1.710.139	553.444	-67,64	1.094.487	411.823	-62,37
FINLAND	3.551.743	1.442.497	-59,39	1.930.023	732.315	-62,06
IRELAND	54.350	73.000	34,31	24.626	30.055	22,05
ITALY	3.640.758	2.255.327	-38,05	1.955.967	1.544.763	-21,02
SPAIN	19.697.173	9.371.007	-52,42	12.878.112	8.864.851	-31,16
PORTUGAL	277.900	329.470	18,56	194.948	264.437	35,64
ICELAND	18.027	0	-100,00	9.302	0	-100,00
GREECE	671.074	1.884.700	180,85	355.438	985.400	177,24
ANDORRA	26.000	0	-100,00	10.400	0	-100,00
HUNGARY	564.341	138.425	-75,47	269.926	102.342	-62,09
POLAND	2.637.432	2.204.992	-16,40	1.725.812	1.657.187	-3,98
ROMANIA	1.356.545	88.450	-93,48	549.747	114.182	-79,23
BULGARIA	62.000	511.021	724,23	40.883	471.473	1.053,23
YUGOSLAVIA	0	198.240	--	0	105.880	--
ARMENIA	12.500	12.500	0,00	2.500	10.125	305,00
AZERBAIJAN	0	12.742	--	0	22.370	--
BELARUS	90.404	37.113	-58,95	48.740	18.600	-61,84
KAZAKHSTAN	52.000	154.400	196,92	39.936	123.225	208,56
UKRAINE	990.117	1.069.201	7,99	502.873	683.558	35,93
UZBEKISTAN	0	12.500	--	0	7.625	--
LITHUANIA	141.797	97.376	-31,33	98.123	63.188	-35,60
LATVIA	121.306	402.400	231,72	108.953	286.318	162,79
ESTONIA	362.336	43.360	-88,03	183.448	29.740	-83,79
GEORGIA	0	65.164	--	0	32.561	--
CROATIA	33.819	117.637	247,84	16.167	94.401	483,91
BOSNIA AND HERZEGOVINA	87.500	33.000	-62,29	50.825	17.200	-66,16
MALTA	60.000	0	-100,00	4.200	0	-100,00
SLOVAKIA	0	25.000	--	0	20.000	--
SLOVENIA	773.632	391.780	-49,36	378.276	278.694	-26,33
CZECH REPUBLIC	638.923	92.617	-85,50	326.426	79.404	-75,67
RUSSIA FEDERATION	8.408.128	4.736.131	-43,67	4.458.120	3.253.809	-27,01
<b>-MINUMAN OLAHAN</b>	<b>68.963.640</b>	<b>72.321.451</b>	<b>4,87</b>	<b>38.564.583</b>	<b>40.655.353</b>	<b>5,42</b>
JAPAN	24.061.159	27.046.306	12,41	14.661.323	12.099.958	-17,47
HONG KONG	990.084	1.774.326	79,21	1.943.508	2.300.200	18,35
KOREA, REPUBLIC OF	57.903	1.491.448	2.475,77	59.884	787.300	1.214,71
TAIWAN	3.356.865	1.190.936	-64,52	2.270.289	952.119	-58,06
CHINA	13.732	34.731	152,92	343.386	16.118	-95,31

TABEL 5. PERKEMBANGAN EKSPOR INDONESIA MENURUT KOMODITI DAN NEGARA TUJUAN

JENIS BARANG	BERAT BERSIH (KG)		PERUB	NILAI FOB (US \$)		PERUB
	JAN-NOV 2006	JAN-NOV 2007	%	JAN-NOV 2006	JAN-NOV 2007	%
	(1)	(2)	(3)	(4)	(5)	(6)
MONGOLIA	16.444	16.981	3,27	9.221	9.774	6,00
PAPUA NEW GUINEA	1.268.458	406.607	-67,94	3.066.577	3.182.824	3,79
THAILAND	2.822.574	1.291.311	-54,25	550.264	814.879	48,09
SINGAPORE	22.298.394	19.187.670	-13,95	6.673.634	6.988.411	4,72
PHILIPPINES	1.730.715	1.551.753	-10,34	661.309	943.580	42,68
MALAYSIA	2.599.624	2.511.917	-3,37	1.842.551	2.379.687	29,15
CAMBODIA	129.857	1.320	-98,98	45.110	60.000	33,01
BRUNEI DARUSSALAM	1.105.450	1.292.230	16,90	710.156	694.370	-2,22
VIET NAM	346.035	952.252	175,19	444.982	1.919.715	331,41
MALDIVES	224.022	340.935	52,19	175.563	238.812	36,03
INDIA	5.455	19.346	254,65	9.022	15.063	66,96
PAKISTAN	5.560	2.460	-55,76	29.919	51.250	71,30
BANGLADESH	9.460	3.240	-65,75	23.466	2.494	-89,37
SRI LANKA	0	18.800	--	0	16.583	--
AFGHANISTAN	0	23.240	--	0	57.120	--
SAUDI ARABIA	73.431	257.371	250,49	43.542	126.323	190,12
JORDAN	6.720	10.017	49,06	23.038	33.890	47,10
LEBANON	26.817	24.588	-8,31	84.255	78.790	-6,49
YEMEN	0	210	--	0	276	--
OMAN	731.024	840.678	15,00	478.504	550.280	15,00
TURKEY	47.721	19.200	-59,77	136.082	58.540	-56,98
UNITED ARAB EMIRATES	1.008.011	1.227.409	21,77	1.241.698	1.622.995	30,71
QATAR	36.552	57.239	56,60	23.926	30.325	26,74
BAHRAIN	68.259	36.552	-46,45	45.003	23.926	-46,83
LIBYAN ARAB JAMAHIRIYA	27.137	7.380	-72,80	74.073	126.871	71,28
KENYA	0	2.400	--	0	8.000	--
TOGO	16	35.876	224.125,00	20	25.662	128.210,00
GHANA	17.664	17.664	0,00	13.455	13.455	0,00
CAMEROON	2.822	0	-100,00	2.150	0	-100,00
NIGERIA	0	25.600	--	0	19.680	--
SIERRA LEONE	34.560	35.328	2,22	25.775	26.910	4,40
SENEGAL	47.193	14.410	-69,47	47.611	7.281	-84,71
BENIN	107.580	69.651	-35,26	102.539	48.558	-52,64
GAMBIA	2.887	2.311	-19,95	5.430	4.694	-13,55
UGANDA	0	419	--	0	255	--
CENTRAL AFRICAN REPUBLIC	0	2.653	--	0	6.878	--
SOUTH AFRICA	80.626	17.932	-77,76	45.286	9.563	-78,88
COMOROS	0	4.544	--	0	800	--
AUSTRALIA	3.205.781	8.712.175	171,76	832.528	2.886.136	246,67
NEW ZEALAND	8.740	6.119	-29,99	16.599	18.354	10,57
MICRONESIA, FEDERATED STATES C	0	9.854	--	0	11.755	--
GUAM	0	9.692	--	0	9.540	--
NORTHERN MARIANA ISLANDS	41.160	163	-99,60	8.797	360	-95,91
VANUATU	134.450	291.960	117,15	28.534	69.817	144,68
AMERICAN SAMOA	99.401	82.164	-17,34	13.702	20.078	46,53
FIJI	14.011	27.146	93,75	6.183	8.951	44,77
KIRIBATI	758	0	-100,00	1.044	0	-100,00
SAMOA	0	7.747	--	0	13.604	--
SOLOMON ISLANDS	587.283	657.097	11,89	282.177	267.559	-5,18
TONGA	170.848	76.017	-55,51	64.614	59.878	-7,33
EAST TIMOR	452.775	6.603	-98,54	109.393	1.860	-98,30
UNITED STATES	407.858	235.451	-42,27	293.152	186.617	-36,34
CANADA	84.743	19.738	-76,71	145.139	37.145	-74,41
SURINAME	82	20.592	25.012,20	232	10.382	4.375,00
BELIZE	40	0	-100,00	383	0	-100,00
DOMINICAN REPUBLIC	0	9.550	--	0	10.200	--
HAITI	28.648	0	-100,00	29.100	0	-100,00
CAPE VERDE	0	15.293	--	0	8.424	--
DOMINICA	0	2.171	--	0	2.194	--
UNITED KINGDOM	55.652	19.203	-65,49	49.454	18.281	-63,03
NETHERLANDS	204.350	173.507	-15,09	234.085	252.707	7,96
FRANCE	0	300	--	0	15	--
GERMANY, FED. REP. OF	61.628	527	-99,14	128.271	649	-99,49
AUSTRIA	110	8.634	7.749,09	349	4.953	1.319,20
BELGIUM	1.978	0	-100,00	10.201	0	-100,00
SWITZERLAND	200	0	-100,00	1.742	0	-100,00
SWEDEN	0	298	--	0	400	--
FINLAND	352	0	-100,00	679	0	-100,00
IRELAND	184	232	26,09	121	156	28,93
ITALY	0	26	--	0	5	--
SPAIN	30.872	47.644	54,33	272.836	325.511	19,31
GREECE	8.460	6.028	-28,75	82.048	43.113	-47,45
BULGARIA	0	8.279	--	0	32.500	--
ESTONIA	2.465	0	-100,00	40.669	0	-100,00
<b>-ROKOK DAN TEMBAKAU OLAHAN</b>	<b>62.376.237</b>	<b>64.875.251</b>	<b>4,01</b>	<b>257.191.475</b>	<b>336.361.034</b>	<b>30,78</b>
JAPAN	251.621	372.021	47,85	2.900.122	4.893.580	68,74
HONG KONG	5.418	11.789	117,59	43.998	145.156	229,91

TABEL 5. PERKEMBANGAN EKSPOR INDONESIA MENURUT KOMODITI DAN NEGARA TUJUAN

JENIS BARANG	BERAT BERSIH (KG)		PERUB	NILAI FOB (US \$)		PERUB
	JAN-NOV 2006	JAN-NOV 2007	%	JAN-NOV 2006	JAN-NOV 2007	%
	(1)	(2)	(3)	(4)	(5)	(6)
KOREA, DEMOCRATIC PEOPLE'S REI	70	90	28,57	272	396	45,59
KOREA, REPUBLIC OF	69.537	8.168	-88,25	344.907	55.029	-84,05
TAIWAN	28.333	10.376	-63,38	135.811	67.342	-50,41
CHINA	16.400	1.349	-91,77	85.368	7.110	-91,67
MACAU	56.679	76.953	35,77	250.428	351.868	40,51
PAPUA NEW GUINEA	29.999	0	-100,00	118.800	0	-100,00
THAILAND	4.084.770	5.994.902	46,76	13.465.570	22.216.122	64,98
SINGAPORE	4.664.555	5.753.342	23,34	50.132.611	68.967.127	37,57
PHILIPPINES	4.140.508	3.677.463	-11,18	17.272.455	16.631.291	-3,71
MALAYSIA	7.704.100	8.095.213	5,08	48.591.495	55.635.732	14,50
MYANMAR (FORM. BURMA)	1.104.000	0	-100,00	2.561.280	0	-100,00
CAMBODIA	18.088.114	20.269.909	12,06	58.480.134	74.684.201	27,71
BRUNEI DARUSSALAM	26.811	44.813	67,14	217.615	428.618	96,96
LAO PEOPLE'S DEMOCRATIC REPUB	0	154	--	0	580	--
VIET NAM	492.116	1.948.222	295,89	3.260.400	12.354.903	278,94
INDIA	784	500	-36,22	5.790	2.175	-62,44
PAKISTAN	1.200	510.259	42.421,58	4.290	2.220.479	51.659,42
BANGLADESH	1.131	0	-100,00	6.910	0	-100,00
SRI LANKA	49.440	52.227	5,64	660.865	918.950	39,05
SAUDI ARABIA	82.109	128.536	56,54	989.070	2.080.139	110,31
JORDAN	1.229.883	417.656	-66,04	4.083.529	1.608.435	-60,61
LEBANON	51.072	63.840	25,00	176.400	244.440	38,57
TURKEY	2.755.937	2.968.562	7,72	9.581.005	11.790.850	23,06
UNITED ARAB EMIRATES	318.968	265.401	-16,79	1.155.194	1.959.597	69,63
QATAR	1.119	3.439	207,33	12.116	33.622	177,50
BAHRAIN	77	0	-100,00	1.128	0	-100,00
CYPRUS	72	68	-5,56	3.490	1.540	-55,87
EGYPT	0	152.878	--	0	265.462	--
TUNISIA	0	52.115	--	0	85.570	--
ALGERIA	130.000	70.000	-46,15	52.000	101.500	95,19
MADAGASCAR	9.001	9.000	-0,01	6.301	9.270	47,12
SOUTH AFRICA	40.385	40.638	0,63	89.484	37.421	-58,18
MAURITIUS	40	0	-100,00	3.168	0	-100,00
AUSTRALIA	869.962	1.623.582	86,63	2.963.649	5.401.098	82,24
NEW ZEALAND	0	1.217	--	0	16.645	--
EAST TIMOR	22.886	0	-100,00	495.958	0	-100,00
UNITED STATES	5.495.478	3.913.302	-28,79	10.295.751	14.955.410	45,26
CANADA	39.176	61.755	57,63	221.570	310.381	40,08
MEXICO	4.200	0	-100,00	33.600	0	-100,00
HONDURAS	18.597	26.515	42,58	57.303	48.150	-15,97
NICARAGUA	0	72.202	--	0	187.066	--
PANAMA	23.195	16.197	-30,17	153.965	130.750	-15,08
SURINAME	570	920	61,40	2.650	5.008	88,98
CHILE	75	152	102,67	2.331	574	-75,38
ARGENTINA	135.336	67	-99,95	223.593	2.502	-98,88
BRAZIL	69.659	180.380	158,95	346.390	887.405	156,19
COLOMBIA	0	5.025	--	0	25.500	--
BOLIVIA	5.902	8.570	45,21	53.290	92.340	73,28
PARAGUAY	94.440	257.174	172,31	1.594.080	2.812.788	76,45
PUERTO RICO	1.285.997	594.022	-53,81	1.131.917	891.040	-21,28
DOMINICAN REPUBLIC	66.584	195.902	194,22	627.178	2.965.662	372,86
ARUBA	0	95	--	0	403	--
UNITED KINGDOM	27.535	607	-97,80	55.098	10.016	-81,82
NETHERLANDS	1.514.318	1.252.106	-17,32	6.412.175	6.915.199	7,84
FRANCE	53.745	39.683	-26,16	74.086	55.945	-24,49
GERMANY, FED. REP. OF	1.605.626	1.789.818	11,47	4.747.659	8.074.806	70,08
AUSTRIA	210.550	1.952	-99,07	393.392	27.415	-93,03
BELGIUM	1.202.053	1.512.209	25,80	4.637.720	6.238.242	34,51
SWITZERLAND	42.258	106.820	152,78	75.024	197.787	163,63
LUXEMBOURG	198.719	0	-100,00	405.216	0	-100,00
DENMARK	78.940	111.880	41,73	1.408.608	2.240.458	59,05
NORWAY	98.962	118.928	20,18	174.934	350.844	100,56
SWEDEN	0	19.199	--	0	120.960	--
ITALY	19.204	11.971	-37,66	31.686	48.216	52,17
SPAIN	43.808	158.945	262,82	371.716	2.186.712	488,27
PORTUGAL	37	43.200	116.656,76	347	184.086	52.950,72
HUNGARY	1.782	1.418	-20,43	22.261	22.658	1,78
POLAND	122.223	216.594	77,21	272.850	1.122.898	311,54
ROMANIA	0	20.086	--	0	102.888	--
ALBANIA	19.800	0	-100,00	38.610	0	-100,00
BELARUS	57.420	0	-100,00	53.856	0	-100,00
KAZAKHSTAN	118.800	19.800	-83,33	172.854	9.900	-94,27
UKRAINE	414.600	94.899	-77,11	778.572	104.750	-86,55
LITHUANIA	35	75	114,29	630	1.992	216,19
LATVIA	115.640	0	-100,00	33.820	0	-100,00
ESTONIA	34	0	-100,00	1.012	0	-100,00
SLOVAKIA	0	44	--	0	700	--
CZECH REPUBLIC	1.702	2.327	36,72	23.506	37.561	59,79

TABEL 5. PERKEMBANGAN EKSPOR INDONESIA MENURUT KOMODITI DAN NEGARA TUJUAN

JENIS BARANG	BERAT BERSIH (KG)		PERUB	NILAI FOB (US \$)		PERUB
	JAN-NOV 2006	JAN-NOV 2007	%	JAN-NOV 2006	JAN-NOV 2007	%
	(1)	(2)	(3)	(4)	(5)	(6)
RUSSIA FEDERATION	2.862.140	1.395.730	-51,23	4.110.612	1.775.774	-56,80
<b>-DAGING TERNAK</b>	<b>4.222.430</b>	<b>4.249.291</b>	<b>0,64</b>	<b>15.792.492</b>	<b>17.309.096</b>	<b>9,60</b>
JAPAN	15.712	5.070	-67,73	79.425	57.171	-28,02
HONG KONG	105.811	183.594	73,51	225.220	250.110	11,05
KOREA, REPUBLIC OF	43.272	35.654	-17,60	246.235	310.208	25,98
TAIWAN	9.619	0	-100,00	11.808	0	-100,00
THAILAND	9	2.040	22.566,67	600	441.750	73.525,00
SINGAPORE	46.701	17.762	-61,97	144.402	60.048	-58,42
PHILIPPINES	2	40.000	1.999.900,00	30	10.000	33.233,33
MALAYSIA	66.230	25.493	-61,51	64.621	29.916	-53,71
INDIA	300	0	-100,00	15	0	-100,00
SRI LANKA	25	0	-100,00	2.000	0	-100,00
BURKINA FASO	19.078	0	-100,00	71.679	0	-100,00
AUSTRALIA	1.079	0	-100,00	2.059	0	-100,00
UNITED STATES	74.813	3.294	-95,60	570.798	29.071	-94,91
CANADA	37.200	58.692	57,77	144.638	295.200	104,10
UNITED KINGDOM	12.240	1.521	-87,57	85.779	16.166	-81,15
NETHERLANDS	579.294	886.105	52,96	2.257.924	3.680.167	62,99
FRANCE	1.076.172	882.210	-18,02	4.275.574	3.925.291	-8,19
BELGIUM	2.034.820	2.004.490	-1,49	7.246.039	7.773.385	7,28
SWITZERLAND	36.261	89.216	146,04	136.319	363.821	166,89
SPAIN	63.792	14.150	-77,82	227.327	66.792	-70,62
<b>-DAGING UNGGAS</b>	<b>366</b>	<b>81.678</b>	<b>22.216,39</b>	<b>381.773</b>	<b>50.384</b>	<b>-86,80</b>
HONG KONG	0	26.000	--	0	7.800	--
KOREA, REPUBLIC OF	4	0	-100,00	20	0	-100,00
UNITED STATES	197	55.650	28.148,73	168.550	26.184	-84,47
CANADA	164	28	-82,93	213.200	16.400	-92,31
NETHERLANDS	1	0	-100,00	3	0	-100,00
<b>-IKAN OLAHAN</b>	<b>139.149.220</b>	<b>161.864.899</b>	<b>16,32</b>	<b>454.435.395</b>	<b>545.931.693</b>	<b>20,13</b>
JAPAN	30.026.538	32.791.647	9,21	89.710.254	109.439.593	21,99
HONG KONG	1.810.402	1.746.772	-3,51	8.193.093	10.109.316	23,39
KOREA, REPUBLIC OF	2.352.056	4.093.755	74,05	2.941.623	5.671.852	92,81
TAIWAN	1.503.075	2.874.461	91,24	1.793.319	3.831.458	113,65
CHINA	1.468.475	1.812.669	23,44	2.610.140	1.924.908	-26,25
THAILAND	4.645.435	5.856.625	26,07	1.751.064	3.055.657	74,50
SINGAPORE	7.486.424	7.082.217	-5,40	10.984.029	11.810.704	7,53
PHILIPPINES	143.335	91.801	-35,95	171.300	146.202	-14,65
MALAYSIA	4.400.247	5.788.635	31,55	3.139.396	8.922.864	184,22
CAMBODIA	30.482	21.326	-30,04	9.250	6.951	-24,85
BRUNEI DARUSSALAM	2.244	3.142	40,02	2.898	3.350	15,60
VIET NAM	520.542	1.158.602	122,58	1.145.880	1.712.298	49,43
MALDIVES	2.808	2.117	-24,61	4.965	3.448	-30,55
INDIA	1.000	0	-100,00	103	0	-100,00
PAKISTAN	26.000	0	-100,00	20.800	0	-100,00
BANGLADESH	0	380.000	--	0	129.620	--
SRI LANKA	4.015.734	5.347.421	33,16	2.741.178	4.105.043	49,75
IRAN (ISLAMIC REPUBLIC OF)	0	40.000	--	0	132.400	--
SAUDI ARABIA	2.782.798	3.180.324	14,29	9.610.118	10.891.089	13,33
KUWAIT	24.053	129.736	439,38	32.761	245.706	650,00
JORDAN	2.500.412	2.755.354	10,20	6.236.979	8.039.030	28,89
LEBANON	66.595	26.155	-60,73	182.051	107.283	-41,07
YEMEN	10.008	581.005	5.705,41	13.010	1.224.144	9.309,25
OMAN	52.000	122.904	136,35	43.280	171.180	295,52
SYRIA ARAB REPUBLIC	0	57.000	--	0	105.750	--
UNITED ARAB EMIRATES	181.405	166.536	-8,20	373.450	638.522	70,98
QATAR	0	31.483	--	0	80.889	--
BAHRAIN	10.336	0	-100,00	22.690	0	-100,00
CYPRUS	23.257	8.681	-62,67	69.195	27.497	-60,26
EGYPT	94.569	407.687	331,10	136.521	769.124	463,37
LIBYAN ARAB JAMAHIRIYA	4.125.863	3.422.679	-17,04	9.280.634	8.970.897	-3,34
MOROCCO	144.601	45.583	-68,48	164.513	60.500	-63,22
ALGERIA	20.000	76.040	280,20	31.200	188.174	503,12
SUDAN	0	19.000	--	0	42.043	--
NAMIBIA	141.410	128.004	-9,48	496.221	356.358	-28,19
MADAGASCAR	0	31.000	--	0	28.000	--
KENYA	0	19.000	--	0	36.567	--
REUNION	210.383	106.352	-49,45	877.125	534.911	-39,02
MOZAMBIQUE	58.032	15.499	-73,29	68.640	14.592	-78,74
EQUATORIAL GUINEA	0	93.000	--	0	88.100	--
TOGO	34.125	247.891	626,42	33.815	263.442	679,07
GHANA	428.714	2.830.641	560,26	452.685	2.865.096	532,91
LIBERIA	0	61.868	--	0	56.586	--
ANGOLA	0	199.451	--	0	190.568	--
CONGO	0	135.440	--	0	140.800	--
CAMEROON	224.836	569.571	153,33	224.254	647.540	188,75

TABEL 5. PERKEMBANGAN EKSPOR INDONESIA MENURUT KOMODITI DAN NEGARA TUJUAN

JENIS BARANG	BERAT BERSIH (KG)		PERUB	NILAI FOB (US \$)		PERUB
	JAN-NOV 2006	JAN-NOV 2007	%	JAN-NOV 2006	JAN-NOV 2007	%
	(1)	(2)	(3)	(4)	(5)	(6)
NIGERIA	26.350	76.850	191,65	11.900	84.000	605,88
SIERRA LEONE	0	15.499	--	0	22.050	--
GABON	34.811	220.330	532,93	32.082	228.876	613,41
COTE D'IVOIRE	0	153.372	--	0	169.372	--
SENEGAL	0	114.184	--	0	101.210	--
BENIN	0	77.500	--	0	71.274	--
SAO TOME AND PRINCIPE	0	86.079	--	0	74.988	--
SOUTH AFRICA	111.673	361.904	224,07	224.608	705.084	213,92
MALAWI	31.000	0	-100,00	33.000	0	-100,00
BURUNDI	16.368	0	-100,00	22.325	0	-100,00
MAURITIUS	244.827	200.664	-18,04	230.652	266.825	15,68
AUSTRALIA	1.276.178	1.618.975	26,86	3.856.853	6.247.938	62,00
NEW ZEALAND	170.919	120.660	-29,41	320.018	362.892	13,40
GUAM	0	26.000	--	0	20.800	--
FIJI	80.500	115.495	43,47	64.043	122.135	90,71
SAMOA	0	18.156	--	0	16.910	--
EAST TIMOR	23.839	39.999	67,79	46.135	140.150	203,78
UNITED STATES	45.751.540	49.576.721	8,36	226.783.302	260.476.637	14,86
CANADA	1.893.931	2.298.961	21,39	7.027.471	8.856.066	26,02
MEXICO	179.098	524.338	192,77	645.435	1.616.699	150,48
GUATEMALA	33.293	0	-100,00	38.189	0	-100,00
PANAMA	167.686	19.628	-88,29	224.405	98.905	-55,93
SURINAME	0	16.194	--	0	13.514	--
CHILE	0	10.713	--	0	6.113	--
BOLIVIA	0	17.396	--	0	59.857	--
TRINIDAD AND TOBAGO	50.415	0	-100,00	20.166	0	-100,00
BAHAMAS	0	33.930	--	0	116.604	--
PUERTO RICO	541.127	502.325	-7,17	2.812.310	2.361.592	-16,03
DOMINICAN REPUBLIC	57.722	45.417	-21,32	227.814	222.486	-2,34
DOMINICA	0	3.262	--	0	3.298	--
MARTINIQUE	162.933	121.196	-25,62	509.935	342.002	-32,93
GUADELOUPE	19.460	0	-100,00	29.190	0	-100,00
UNITED KINGDOM	2.680.890	2.531.496	-5,57	10.994.088	11.517.512	4,76
NETHERLANDS	2.183.436	2.363.934	8,27	8.784.987	8.632.822	-1,73
FRANCE	1.352.570	1.432.072	5,88	2.535.029	2.221.958	-12,35
GERMANY, FED. REP. OF	5.578.232	7.850.744	40,74	12.070.383	17.340.758	43,66
AUSTRIA	0	15.857	--	0	34.360	--
BELGIUM	2.896.485	3.476.401	20,02	13.652.327	17.251.537	26,36
SWITZERLAND	29.608	0	-100,00	49.656	0	-100,00
LUXEMBOURG	59.994	0	-100,00	191.400	0	-100,00
DENMARK	324.826	316.810	-2,47	1.274.373	1.331.624	4,49
NORWAY	67.184	0	-100,00	511.284	0	-100,00
SWEDEN	93.802	137.484	46,57	613.709	797.515	29,95
FINLAND	12.647	17.660	39,64	36.420	45.303	24,39
IRELAND	18.048	10.468	-42,00	30.850	128.216	315,61
ITALY	837.677	334.690	-60,05	1.457.946	715.197	-50,94
SPAIN	737.042	470.644	-36,14	1.900.186	1.857.044	-2,27
PORTUGAL	69.956	20.000	-71,41	162.618	10.000	-93,85
GREECE	64.792	15.363	-76,29	131.895	37.919	-71,25
DEMOCRATIC REPUBLIC OF THE CO	151.146	362.192	139,63	148.605	379.200	155,17
POLAND	118.614	178.075	50,13	631.206	404.669	-35,89
ROMANIA	32.634	0	-100,00	45.298	0	-100,00
BULGARIA	283.790	311.881	9,90	595.849	688.703	15,58
AZERBAIJAN	0	46.500	--	0	42.000	--
UKRAINE	0	123.016	--	0	198.338	--
LITHUANIA	15.500	12.955	-16,42	117.125	81.225	-30,65
ESTONIA	39.225	6.920	-82,36	105.427	33.100	-68,60
CROATIA	0	20.000	--	0	62.150	--
MALTA	41.910	0	-100,00	49.381	0	-100,00
SLOVENIA	182.976	81.789	-55,30	282.019	143.122	-49,25
CZECH REPUBLIC	32.634	41.613	27,51	45.298	234.610	417,93
RUSSIA FEDERATION	801.738	711.513	-11,25	1.289.769	1.144.482	-11,26
<b>-BERAS GILING</b>	<b>884.612</b>	<b>333.955</b>	<b>-62,25</b>	<b>483.336</b>	<b>205.158</b>	<b>-57,55</b>
JAPAN	0	33.844	--	0	9.625	--
HONG KONG	1.554	265	-82,95	2.681	474	-82,32
KOREA, REPUBLIC OF	0	2	--	0	2	--
TAIWAN	403.399	63.000	-84,38	168.997	52.500	-68,93
SINGAPORE	228.250	93.499	-59,04	151.474	60.460	-60,09
MALAYSIA	251.238	135.470	-46,08	160.033	76.668	-52,09
SAUDI ARABIA	0	7.498	--	0	5.100	--
UNITED ARAB EMIRATES	0	2	--	0	10	--
SUDAN	0	327	--	0	168	--
EAST TIMOR	107	0	-100,00	72	0	-100,00
NETHERLANDS	64	0	-100,00	79	0	-100,00
FRANCE	0	9	--	0	5	--
AUSTRIA	0	39	--	0	146	--



TABEL 5. PERKEMBANGAN EKSPOR INDONESIA MENURUT KOMODITI DAN NEGARA TUJUAN

JENIS BARANG	BERAT BERSIH (KG)		PERUB	NILAI FOB (US \$)		PERUB
	JAN-NOV 2006	JAN-NOV 2007	%	JAN-NOV 2006	JAN-NOV 2007	%
	(1)	(2)	(3)	(4)	(5)	(6)
<b>-KOPI OLAHAN</b>	<b>168.357</b>	<b>100.012</b>	<b>-40,60</b>	<b>238.268</b>	<b>227.658</b>	<b>-4,45</b>
JAPAN	54.432	634	-98,84	32.718	3.011	-90,80
HONG KONG	5.860	2.375	-59,47	5.510	2.500	-54,63
KOREA, REPUBLIC OF	1.197	3.525	194,49	7.088	12.419	75,21
TAIWAN	27.000	0	-100,00	32.650	0	-100,00
CHINA	36.120	10.430	-71,12	47.243	31.757	-32,78
THAILAND	0	49	--	0	892	--
SINGAPORE	36.001	69.161	92,11	93.751	113.760	21,34
PHILIPPINES	0	1.440	--	0	7.500	--
IRAN (ISLAMIC REPUBLIC OF)	0	11.000	--	0	54.120	--
SOLOMON ISLANDS	7.560	0	-100,00	19.215	0	-100,00
UNITED STATES	0	1.398	--	0	1.699	--
GERMANY, FED. REP. OF	187	0	-100,00	93	0	-100,00
<b>-TEH OLAHAN</b>	<b>49.455.700</b>	<b>26.728.490</b>	<b>-45,95</b>	<b>77.911.234</b>	<b>50.022.614</b>	<b>-35,80</b>
JAPAN	428.562	508.310	18,61	772.645	936.643	21,23
HONG KONG	3.102	1.696	-45,33	10.223	15.719	53,76
KOREA, REPUBLIC OF	24.400	11.131	-53,70	40.733	23.996	-41,09
TAIWAN	524.342	551.844	5,25	1.368.189	1.320.491	-3,49
CHINA	32.960	121.165	267,61	45.651	114.677	151,20
MONGOLIA	23.138	33.161	43,32	124.648	169.282	35,81
THAILAND	51.804	70.647	36,37	287.811	333.793	15,98
SINGAPORE	827.225	517.734	-37,41	2.184.008	1.727.104	-20,92
PHILIPPINES	41.981	117.274	179,35	425.515	629.610	47,96
MALAYSIA	3.430.697	2.902.485	-15,40	5.660.518	5.447.493	-3,76
CAMBODIA	1.067	7.347	588,57	5.536	36.943	567,32
BRUNEI DARUSSALAM	880	971	10,34	1.500	6.185	312,33
VIET NAM	294.058	321.369	9,29	1.410.118	1.476.192	4,69
INDIA	896.620	878.260	-2,05	1.350.989	1.265.700	-6,31
PAKISTAN	7.059.428	2.525.284	-64,23	10.102.495	3.956.140	-60,84
SRI LANKA	111.064	325.443	193,02	185.582	536.487	189,08
AFGHANISTAN	518.318	419.326	-19,10	624.747	542.056	-13,24
IRAQ	1.442.084	0	-100,00	2.049.946	0	-100,00
IRAN (ISLAMIC REPUBLIC OF)	99.800	95.167	-4,64	117.491	144.069	22,62
SAUDI ARABIA	96.014	69.270	-27,85	252.195	268.303	6,39
KUWAIT	10.400	0	-100,00	11.190	0	-100,00
YEMEN	39.180	0	-100,00	66.035	0	-100,00
TURKEY	272.440	174.598	-35,91	422.530	242.669	-42,57
UNITED ARAB EMIRATES	1.189.404	698.845	-41,24	1.856.162	998.321	-46,22
EGYPT	820.160	417.700	-49,07	1.162.613	588.497	-49,38
BENIN	0	432	--	0	250	--
AUSTRALIA	2.327.415	2.225.692	-4,37	8.298.991	8.528.188	2,76
NEW ZEALAND	756.948	549.776	-27,37	2.374.734	1.798.654	-24,26
GUAM	27	1	-96,30	1.004	251	-75,00
FIJI	87.000	55.000	-36,78	99.597	77.770	-21,92
SOLOMON ISLANDS	1.799	2.956	64,31	2.937	3.177	8,17
EAST TIMOR	2.135	0	-100,00	1.991	0	-100,00
UNITED STATES	3.496.369	3.059.961	-12,48	4.168.613	4.040.666	-3,07
CANADA	395.781	385.920	-2,49	470.783	435.063	-7,59
SURINAME	5.905	11.369	92,53	21.404	79.011	269,14
CHILE	321.720	166.960	-48,10	505.568	267.692	-47,05
PUERTO RICO	1.080	540	-50,00	1.609	891	-44,62
UNITED KINGDOM	9.105.065	3.340.215	-63,31	12.532.989	4.800.815	-61,69
NETHERLANDS	3.500.470	1.781.947	-49,09	4.591.922	2.708.768	-41,01
GERMANY, FED. REP. OF	900.508	580.696	-35,51	1.026.192	739.957	-27,89
AUSTRIA	0	252	--	0	234	--
BELGIUM	12.500	0	-100,00	11.088	0	-100,00
SWEDEN	0	115	--	0	155	--
FINLAND	0	761.632	--	0	1.189.963	--
IRELAND	227.240	0	-100,00	377.275	0	-100,00
ITALY	83	595	616,87	207	1.398	575,36
SPAIN	0	699	--	0	2.958	--
POLAND	1.898.440	730.742	-61,51	2.782.637	1.294.549	-53,48
KAZAKHSTAN	71.520	0	-100,00	79.152	0	-100,00
KYRGYZSTAN	48.960	49.180	0,45	62.424	71.383	14,35
UKRAINE	551.939	209.212	-62,10	627.484	229.514	-63,42
UZBEKISTAN	189.210	54.272	-71,32	305.972	89.006	-70,91
LATVIA	32.700	0	-100,00	34.494	0	-100,00
RUSSIA FEDERATION	7.282.118	1.991.299	-72,65	8.993.097	2.881.931	-67,95
<b>-GULA PASIR</b>	<b>978.078</b>	<b>282.397</b>	<b>-71,13</b>	<b>637.645</b>	<b>375.978</b>	<b>-41,04</b>
JAPAN	3.538	6.726	90,11	3.538	40.445	1.043,16
HONG KONG	10.509	15.784	50,20	17.727	27.601	55,70
KOREA, REPUBLIC OF	3.427	1.933	-43,59	9.778	5.380	-44,98
SINGAPORE	12.007	19.022	58,42	13.328	19.272	44,60
PHILIPPINES	0	75	--	0	428	--
MALAYSIA	782.971	51.185	-93,46	368.190	33.221	-90,98
SAUDI ARABIA	3.831	0	-100,00	2.950	0	-100,00

TABEL 5. PERKEMBANGAN EKSPOR INDONESIA MENURUT KOMODITI DAN NEGARA TUJUAN

JENIS BARANG	BERAT BERSIH (KG)		PERUB	NILAI FOB (US \$)		PERUB
	JAN-NOV 2006	JAN-NOV 2007	%	JAN-NOV 2006	JAN-NOV 2007	%
	(1)	(2)	(3)	(4)	(5)	(6)
UNITED ARAB EMIRATES	168	0	-100,00	400	0	-100,00
AUSTRALIA	31.174	24.790	-20,48	56.432	49.279	-12,68
COOK ISLANDS	1.728	0	-100,00	1.518	0	-100,00
TONGA	3.606	1.594	-55,80	1.566	1.590	1,53
UNITED STATES	25.178	14.675	-41,71	116.014	54.874	-52,70
CANADA	97.658	122.791	25,74	43.264	77.260	78,58
NETHERLANDS	2.283	16.261	612,26	2.940	60.990	1.974,49
GERMANY, FED. REP. OF	0	7.200	--	0	1	--
SPAIN	0	361	--	0	5.637	--
<b>-GULA LAINNYA</b>	<b>144.692.319</b>	<b>7.394.248</b>	<b>-94,89</b>	<b>6.091.703</b>	<b>4.753.822</b>	<b>-21,96</b>
JAPAN	267.511	170.562	-36,24	176.271	113.189	-35,79
HONG KONG	202.322	200.252	-1,02	138.966	200.790	44,49
KOREA, REPUBLIC OF	162	2.458	1.417,28	504	6.083	1.106,94
TAIWAN	67.609.837	1.000	-100,00	1.397.372	500	-99,96
CHINA	277.500	740.000	166,67	159.678	370.464	132,01
PAPUA NEW GUINEA	88.560	304	-99,66	118.474	2.996	-97,47
THAILAND	1.579.440	727.487	-53,94	668.859	434.874	-34,98
SINGAPORE	627.924	731.928	16,56	390.263	503.389	28,99
PHILIPPINES	12.598	133.724	961,47	28.428	70.836	149,18
MALAYSIA	977.237	716.854	-26,64	424.652	469.148	10,48
CAMBODIA	0	900	--	0	1.440	--
BRUNEI DARUSSALAM	0	1.942	--	0	11.678	--
VIET NAM	436.049	992.841	127,69	172.316	511.694	196,95
MALDIVES	26.534	37.976	43,12	11.190	19.222	71,78
INDIA	0	728.023	--	0	721.038	--
PAKISTAN	2.875	2.246	-21,88	10.478	3.585	-65,79
SAUDI ARABIA	7.266	36.828	406,85	6.445	24.327	277,46
KUWAIT	28.571	37.045	29,66	16.851	14.470	-14,13
JORDAN	50.999	0	-100,00	21.615	0	-100,00
TURKEY	251.000	199.000	-20,72	107.522	93.842	-12,72
UNITED ARAB EMIRATES	1	57.000	5.699.900,00	20	25.881	129.305,00
QATAR	721	0	-100,00	3.027	0	-100,00
TANZANIA, UNITED REPUBLIC OF	18.000	0	-100,00	6.964	0	-100,00
BENIN	0	1.645	--	0	950	--
SEYCHELLES	1.961	0	-100,00	7.595	0	-100,00
SOUTH AFRICA	87.500	36.500	-58,29	35.908	18.113	-49,56
AUSTRALIA	268.976	448.211	66,64	150.672	309.856	105,65
NEW ZEALAND	82.500	396.000	380,00	41.851	216.004	416,13
VANUATU	20.267	0	-100,00	24.117	0	-100,00
AMERICAN SAMOA	0	5.007	--	0	9.356	--
COOK ISLANDS	15.898	5.372	-66,21	13.959	6.429	-53,94
SAMOA	0	421	--	0	317	--
SOLOMON ISLANDS	1.320	0	-100,00	1.637	0	-100,00
TONGA	0	40.823	--	0	35.881	--
EAST TIMOR	18.535	0	-100,00	8.014	0	-100,00
UNITED STATES	71.258.471	500.493	-99,30	1.741.509	265.515	-84,75
CANADA	102.160	24.912	-75,61	38.566	13.162	-65,87
SURINAME	119	67	-43,70	555	555	0,00
CHILE	7.057	0	-100,00	2.525	0	-100,00
TRINIDAD AND TOBAGO	188	0	-100,00	1.660	0	-100,00
UNITED KINGDOM	64.250	96.250	49,81	28.842	54.989	90,66
NETHERLANDS	20.235	61.039	201,65	18.246	103.310	466,21
GERMANY, FED. REP. OF	57	0	-100,00	261	0	-100,00
AUSTRIA	0	17	--	0	220	--
SWITZERLAND	0	100	--	0	479	--
DENMARK	0	21	--	0	25	--
NORWAY	273.500	222.000	-18,83	113.371	104.230	-8,06
SPAIN	4.218	37.000	777,19	2.520	14.985	494,64
<b>-MAKANAN OLAHAN LAINNYA</b>	<b>279.484.728</b>	<b>298.786.832</b>	<b>6,91</b>	<b>416.437.867</b>	<b>487.419.492</b>	<b>17,04</b>
JAPAN	10.690.846	17.630.453	64,91	12.692.788	19.969.563	57,33
HONG KONG	6.774.131	6.698.638	-1,11	32.505.400	30.938.870	-4,82
KOREA, DEMOCRATIC PEOPLE'S REI	40	30.205	75.412,50	189	26.879	14.121,69
KOREA, REPUBLIC OF	4.196.206	4.910.727	17,03	5.336.633	5.468.082	2,46
TAIWAN	14.518.100	23.280.416	60,35	22.154.773	28.819.830	30,08
CHINA	8.919.056	9.723.653	9,02	3.472.475	9.097.832	162,00
MONGOLIA	97.101	39.697	-59,12	98.802	61.204	-38,05
MACAU	6.322	7.978	26,19	12.461	372.515	2.889,45
PAPUA NEW GUINEA	1.463.575	2.398.884	63,91	1.682.384	3.105.812	84,61
THAILAND	9.937.231	10.142.500	2,07	19.143.831	19.038.690	-0,55
SINGAPORE	22.878.711	17.620.152	-22,98	39.177.974	54.653.531	39,50
PHILIPPINES	36.244.694	38.026.997	4,92	44.979.693	60.081.731	33,58
MALAYSIA	46.171.960	50.864.366	10,16	51.370.869	61.419.097	19,56
MYANMAR (FORM. BURMA)	118.898	157.129	32,15	342.097	462.824	35,29
CAMBODIA	40.504	67.185	65,87	251.297	358.920	42,83
BRUNEI DARUSSALAM	3.820.190	3.083.176	-19,29	5.196.334	4.555.380	-12,33
LAO PEOPLE'S DEMOCRATIC REPUB	120.000	12.000	-90,00	631.898	91.650	-85,50

TABEL 5. PERKEMBANGAN EKSPOR INDONESIA MENURUT KOMODITI DAN NEGARA TUJUAN

JENIS BARANG	BERAT BERSIH (KG)		PERUB	NILAI FOB (US \$)		PERUB
	JAN-NOV 2006	JAN-NOV 2007	%	JAN-NOV 2006	JAN-NOV 2007	%
	(1)	(2)	(3)	(4)	(5)	(6)
NEPAL	33.460	18.192	-45,63	36.957	20.360	-44,91
VIET NAM	6.217.287	9.791.004	57,48	11.855.265	18.416.313	55,34
MALDIVES	854.299	1.048.506	22,73	1.163.633	1.394.013	19,80
INDIA	3.239.659	1.419.096	-56,20	2.440.358	1.853.795	-24,04
PAKISTAN	1.154.275	932.598	-19,20	2.107.303	1.891.722	-10,23
BANGLADESH	386.585	419.949	8,63	404.932	480.146	18,57
SRI LANKA	582.597	427.407	-26,64	805.297	622.715	-22,67
AFGHANISTAN	137.265	154.380	12,47	225.897	264.409	17,05
IRAQ	12.909	0	-100,00	24.344	0	-100,00
IRAN (ISLAMIC REPUBLIC OF)	150.129	93.228	-37,90	162.538	122.085	-24,89
SAUDI ARABIA	12.700.965	13.206.002	3,98	19.156.352	23.957.702	25,06
KUWAIT	1.675.888	1.130.926	-32,52	2.324.877	1.849.351	-20,45
JORDAN	1.182.335	1.422.352	20,30	1.746.525	2.358.400	35,03
LEBANON	208.679	315.603	51,24	372.016	744.629	100,16
YEMEN	372.398	579.612	55,64	617.624	752.599	21,85
OMAN	176.659	176.307	-0,20	225.785	281.805	24,81
SYRIA ARAB REPUBLIC	115.213	179.163	55,51	28.055	117.496	318,81
TURKEY	433.113	698.116	61,19	604.122	759.302	25,69
UNITED ARAB EMIRATES	5.290.718	5.733.160	8,36	7.984.280	8.436.268	5,66
QATAR	710.084	329.434	-53,61	827.500	478.698	-42,15
BAHRAIN	392.182	443.498	13,08	464.453	555.359	19,57
CYPRUS	22.819	35.123	53,92	41.589	48.331	16,21
EGYPT	341.918	331.612	-3,01	499.744	546.068	9,27
LIBYAN ARAB JAMAHIRIYA	47.444	99.275	109,25	100.075	170.248	70,12
MOROCCO	154.872	394.238	154,56	174.816	247.191	41,40
TUNISIA	32.543	49.863	53,22	49.605	54.113	9,09
ALGERIA	29.607	464.648	1.469,39	22.050	187.095	748,50
SUDAN	9.680	29.377	203,48	36.972	66.333	79,41
NAMIBIA	6.264	6.240	-0,38	11.736	8.520	-27,40
ETHIOPIA	17.424	0	-100,00	23.796	0	-100,00
TANZANIA, UNITED REPUBLIC OF	66.071	72.350	9,50	110.979	86.895	-21,70
MADAGASCAR	47.398	171.452	261,73	59.583	194.167	225,88
KENYA	155.575	193.169	24,16	238.427	271.039	13,68
MOZAMBIQUE	23.415	0	-100,00	39.029	0	-100,00
TOGO	23.880	51.714	116,56	33.181	88.226	165,89
GHANA	220.299	274.231	24,48	351.755	379.407	7,86
GUINEA	94.009	95.606	1,70	125.825	173.500	37,89
ANGOLA	188.982	127.378	-32,60	194.243	176.292	-9,24
CONGO	124.064	19.440	-84,33	150.250	25.313	-83,15
CAMEROON	31.760	102.121	221,54	28.900	99.047	242,72
NIGERIA	7.543.112	4.287.988	-43,15	12.875.660	9.136.199	-29,04
SIERRA LEONE	0	8.502	--	0	19.389	--
SENEGAL	5.039	25.632	408,67	102.333	33.721	-67,05
MAURITANIA	78.527	0	-100,00	90.572	0	-100,00
MALI	24.354	16.997	-30,21	228.927	177.720	-22,37
BENIN	495.132	616.031	24,42	1.035.088	1.496.879	44,61
BURKINA FASO	4.920	0	-100,00	84.050	0	-100,00
GAMBIA	12.297	9.189	-25,27	21.429	36.726	71,38
SEYCHELLES	42.542	72.021	69,29	102.481	181.355	76,96
UGANDA	0	41.972	--	0	55.410	--
NIGER	2.460	0	-100,00	41.513	0	-100,00
DJIBOUTI	0	520	--	0	1.613	--
SOUTH AFRICA	1.161.188	1.915.430	64,95	1.355.593	2.597.967	91,65
COMOROS	2.590	3.382	30,58	5.946	6.409	7,79
MAURITIUS	405.579	653.832	61,21	532.055	898.510	68,88
RWANDA	6.569	0	-100,00	7.350	0	-100,00
ZAIRE	35.424	0	-100,00	43.542	0	-100,00
AUSTRALIA	9.160.097	11.865.053	29,53	14.387.104	18.876.575	31,20
NEW ZEALAND	2.056.095	2.192.458	6,63	3.073.919	3.673.475	19,50
MICRONESIA, FEDERATED STATES OF	139.281	124.679	-10,48	192.252	193.085	0,43
GUAM	2.290	6.630	189,52	22.330	52.701	136,01
PALAU	4.294	0	-100,00	7.540	0	-100,00
NEW CALEDONIA	74.855	69.841	-6,70	150.561	129.064	-14,28
NORTHERN MARIANA ISLANDS	71.218	0	-100,00	100.127	0	-100,00
VANUATU	77.245	182.526	136,29	108.572	253.861	133,82
WALLIS AND FUTUNA ISLANDS	3.968	0	-100,00	8.832	0	-100,00
AMERICAN SAMOA	38.529	55.243	43,38	41.126	85.491	107,88
COOK ISLANDS	30.832	15.905	-48,41	31.712	19.729	-37,79
FIJI	458.669	451.841	-1,49	638.550	700.722	9,74
KIRIBATI	1.148	16.955	1.376,92	1.894	26.614	1.305,17
MARSHALL ISLANDS	59.582	46.376	-22,16	83.191	48.338	-41,90
SAMOA	103.128	177.764	72,37	157.062	281.027	78,93
SOLOMON ISLANDS	259.061	400.336	54,53	413.599	593.959	43,61
TONGA	696.792	782.563	12,31	779.817	977.121	25,30
TUVALU	6.674	13.885	108,05	10.005	22.127	121,16
EAST TIMOR	1.162.427	76.600	-93,41	757.573	108.605	-85,66
UNITED STATES	20.136.603	21.928.660	8,90	43.886.021	43.395.467	-1,12
CANADA	1.968.001	1.732.337	-11,97	4.352.240	3.168.589	-27,20

TABEL 5. PERKEMBANGAN EKSPOR INDONESIA MENURUT KOMODITI DAN NEGARA TUJUAN

JENIS BARANG	BERAT BERSIH (KG)		PERUB	NILAI FOB (US \$)		PERUB
	JAN-NOV 2006	JAN-NOV 2007	%	JAN-NOV 2006	JAN-NOV 2007	%
	(1)	(2)	(3)	(4)	(5)	(6)
MEXICO	535.339	660.792	23,43	1.429.457	1.731.522	21,13
GUATEMALA	23.084	8.000	-65,34	49.964	2.000	-96,00
NICARAGUA	42.900	0	-100,00	31.149	0	-100,00
PANAMA	11.199	11.000	-1,78	34.064	7.903	-76,80
CUBA	0	20.837	--	0	57.606	--
SURINAME	136.793	172.405	26,03	176.777	306.114	73,16
CHILE	11.790	31.241	164,98	57.824	134.511	132,62
VENEZUELA	16.927	45.657	169,73	39.833	101.050	153,68
ARGENTINA	59.400	38.036	-35,97	34.949	17.000	-51,36
BRAZIL	51.560	592.217	1.048,60	13.000	246.898	1.799,22
COLOMBIA	64.762	67.599	4,38	163.277	181.891	11,40
URUGUAY	0	3.928	--	0	10.475	--
ECUADOR	35.667	0	-100,00	88.404	0	-100,00
PERU	68.076	0	-100,00	41.517	0	-100,00
TRINIDAD AND TOBAGO	27.677	6.460	-76,66	82.371	23.875	-71,02
JAMAICA	30.184	38.736	28,33	26.853	25.722	-4,21
PUERTO RICO	730.128	152.348	-79,13	678.407	351.059	-48,25
BELIZE	24	0	-100,00	234	0	-100,00
DOMINICAN REPUBLIC	116.974	277.402	137,15	59.229	110.454	86,49
EL SALVADOR	6.827	0	-100,00	17.369	0	-100,00
COSTA RICA	0	47.528	--	0	38.650	--
BARBADOS	0	4.635	--	0	12.231	--
ARUBA	5.683	0	-100,00	13.531	0	-100,00
DOMINICA	0	29.056	--	0	29.866	--
FRENCH POLYNESIA	79.914	90.154	12,81	127.995	165.895	29,61
NETHERLANDS ANTILLES	18.412	25	-99,86	42.768	224	-99,48
UNITED KINGDOM	1.422.925	1.215.865	-14,55	3.369.206	3.347.377	-0,65
NETHERLANDS	17.692.508	15.342.757	-13,28	16.370.336	14.644.730	-10,54
FRANCE	589.014	278.961	-52,64	565.417	486.668	-13,93
GERMANY, FED. REP. OF	690.107	689.320	-0,11	1.914.703	2.282.495	19,21
AUSTRIA	43.650	63.279	44,97	157.200	213.108	35,56
BELGIUM	269.257	222.846	-17,24	784.449	449.031	-42,76
SWITZERLAND	6.369	15.362	141,20	12.888	25.874	100,76
DENMARK	82.967	27.960	-66,30	72.676	68.818	-5,31
NORWAY	154.417	115.742	-25,05	213.803	200.410	-6,26
SWEDEN	57.075	410.856	619,85	80.710	343.109	325,11
FINLAND	627.613	455.074	-27,49	626.735	595.196	-5,03
IRELAND	951	0	-100,00	3.016	0	-100,00
ITALY	306.378	117.943	-61,50	2.066.260	1.409.941	-31,76
SPAIN	2.587.748	1.351.941	-47,76	2.518.961	1.725.285	-31,51
PORTUGAL	125.896	92.798	-26,29	74.636	70.743	-5,22
GREECE	78.642	40.821	-48,09	148.511	65.241	-56,07
HUNGARY	234.036	162.498	-30,57	285.321	217.007	-23,94
POLAND	1.472	7.016	376,63	5.551	23.619	325,49
ROMANIA	35.366	155.710	340,28	99.202	269.841	172,01
BULGARIA	135.235	25.476	-81,16	248.722	36.304	-85,40
YUGOSLAVIA	123.606	79.470	-35,71	411.317	449.963	9,40
ARMENIA	0	10.208	--	0	27.044	--
KAZAKHSTAN	0	12.626	--	0	23.655	--
UKRAINE	0	4.368	--	0	8.710	--
UZBEKISTAN	329.956	142.162	-56,91	278.041	129.688	-53,36
LITHUANIA	0	38	--	0	28	--
LATVIA	104.127	295.290	183,59	191.934	339.480	76,87
ESTONIA	62.303	342.232	449,30	197.999	561.622	183,65
GEORGIA	372.860	75.688	-79,70	544.329	99.157	-81,78
CROATIA	1.830	3.660	100,00	6.385	10.735	68,13
MALTA	20.706	91.888	343,77	49.246	202.353	310,90
SLOVAKIA	231.075	345.969	49,72	304.476	480.920	57,95
SLOVENIA	111	163	46,85	623	779	25,04
CZECH REPUBLIC	0	146	--	0	623	--
RUSSIA FEDERATION	236.671	579.177	144,72	224.227	604.108	169,42
	793.727	191.792	-75,84	750.883	501.074	-33,27
<b>SEMEN</b>	<b>6.513.827.571</b>	<b>5.919.980.475</b>	<b>-9,12</b>	<b>195.226.445</b>	<b>180.143.399</b>	<b>-7,73</b>
JAPAN	22.770.531	47.827.299	110,04	949.252	2.182.575	129,93
HONG KONG	89.399	149.128	66,81	16.140	28.003	73,50
KOREA, REPUBLIC OF	200.000	0	-100,00	21.168	0	-100,00
TAIWAN	21.141.717	19.418.674	-8,15	1.539.594	1.459.472	-5,20
CHINA	1.209	32.011.585	2.647.673,78	599	1.200.434	200.306,34
MACAU	5.500.000	0	-100,00	242.000	0	-100,00
THAILAND	1.031	0	-100,00	120	0	-100,00
SINGAPORE	287.286.372	188.759.858	-34,30	8.409.806	5.070.631	-39,71
PHILIPPINES	862.700	446.249	-48,27	93.154	40.927	-56,07
MALAYSIA	548.408.501	428.615.410	-21,84	15.184.382	12.106.413	-20,27
MYANMAR (FORM. BURMA)	208.938	0	-100,00	23.184	0	-100,00
BRUNEI DARUSSALAM	126.907.386	174.675.006	37,64	2.742.361	4.343.549	58,39
VIET NAM	6.546.420	59.669.481	811,48	169.718	1.578.540	830,10
MALDIVES	30.865.977	48.529.192	57,23	1.186.449	1.903.957	60,48

TABEL 5. PERKEMBANGAN EKSPOR INDONESIA MENURUT KOMODITI DAN NEGARA TUJUAN

JENIS BARANG	BERAT BERSIH (KG)		PERUB	NILAI FOB (US \$)		PERUB
	JAN-NOV 2006	JAN-NOV 2007	%	JAN-NOV 2006	JAN-NOV 2007	%
	(1)	(2)	(3)	(4)	(5)	(6)
INDIA	79.078.793	100.330.472	26,87	2.071.205	2.639.296	27,43
PAKISTAN	0	1.946	--	0	3.617	--
BANGLADESH	1.233.998.576	658.434.611	-46,64	29.632.765	16.086.182	-45,71
SRI LANKA	1.015.490.537	717.276.068	-29,37	35.329.338	25.315.083	-28,35
KUWAIT	122.690.198	140.369.713	14,41	4.379.208	5.098.106	16,42
YEMEN	52.380.311	13.453.583	-74,32	1.833.311	485.138	-73,54
OMAN	0	48.229.727	--	0	1.615.696	--
UNITED ARAB EMIRATES	362.705.721	103.913.214	-71,35	11.574.259	2.985.546	-74,21
BAHRAIN	0	20.684.737	--	0	501.616	--
SUDAN	230	0	-100,00	15	0	-100,00
NAMIBIA	14.500.000	0	-100,00	681.500	0	-100,00
TANZANIA, UNITED REPUBLIC OF	0	40.600.663	--	0	1.142.097	--
MADAGASCAR	143.639.128	166.415.504	15,86	5.008.523	6.097.919	21,75
MOZAMBIQUE	356.593.799	308.319.858	-13,54	10.235.788	8.693.617	-15,07
EQUATORIAL GUINEA	27.498.860	0	-100,00	687.472	0	-100,00
TOGO	148.414.201	180.807.298	21,83	4.364.861	5.032.823	15,30
GHANA	798.904.572	1.090.318.112	36,48	23.277.004	30.379.019	30,51
LIBERIA	28.000.000	21.746.470	-22,33	793.800	611.728	-22,94
GUINEA	50.000	0	-100,00	2.600	0	-100,00
NIGERIA	111.295.537	176.983.899	59,02	3.854.402	6.594.767	71,10
SIERRA LEONE	51.000.000	142.500.000	179,41	1.488.510	3.956.325	165,79
GABON	20.000.000	0	-100,00	573.000	0	-100,00
COTE D'IVOIRE	0	36.801.143	--	0	1.054.353	--
BENIN	192.714.160	207.650.000	7,75	5.613.114	5.797.695	3,29
SEYCHELLES	13.500.000	17.500.000	29,63	479.915	625.743	30,39
DJIBOUTI	16.200.254	7.500.000	-53,70	623.709	322.500	-48,29
SOUTH AFRICA	0	78.700.457	--	0	2.486.732	--
COMOROS	0	5.207.271	--	0	331.636	--
MAURITIUS	166.047.628	375.661.195	126,24	5.881.912	13.680.198	132,58
AUSTRALIA	297.991.141	174.502.973	-41,44	8.661.869	5.260.883	-39,26
NEW ZEALAND	60.000	740.000	1.133,33	5.073	83.488	1.545,73
MICRONESIA, FEDERATED STATES (	119	0	-100,00	268	0	-100,00
NEW CALEDONIA	0	2.000.000	--	0	117.000	--
VANUATU	3.200.000	6.540.000	104,38	125.888	271.085	115,34
AMERICAN SAMOA	8.820.000	8.350.000	-5,33	342.863	351.058	2,39
COOK ISLANDS	2.804	0	-100,00	998	0	-100,00
SAMOA	13.000.000	12.400.000	-4,62	511.540	513.227	0,33
SOLOMON ISLANDS	380.000	820.000	115,79	14.876	33.966	128,33
TONGA	2.345.679	930.000	-60,35	92.516	38.534	-58,35
CHRISTMAS ISLANDS	5.260.500	351.000	-93,33	227.937	14.926	-93,45
EAST TIMOR	7.428.145	51.388	-99,31	317.801	2.759	-99,13
UNITED STATES	76.296.069	0	-100,00	2.787.065	0	-100,00
PANAMA	11.400.000	0	-100,00	387.600	0	-100,00
ARGENTINA	10.449.390	0	-100,00	292.582	0	-100,00
BRAZIL	27.300.000	0	-100,00	709.800	0	-100,00
BAHAMAS	0	12.949.179	--	0	301.456	--
FRENCH POLYNESIA	40.598.000	40.836.500	0,59	1.629.051	1.701.079	4,42
UNITED KINGDOM	0	1.611	--	0	1.995	--
FRANCE	506	0	-100,00	702	0	-100,00
GERMANY, FED. REP. OF	2.532	0	-100,00	53	0	-100,00
PORTUGAL	3.800.000	0	-100,00	153.825	0	-100,00
GREECE	0	1	--	0	10	--
<b>-DARI ROTAN</b>	<b>8.491.289</b>	<b>10.354.544</b>	<b>21,94</b>	<b>20.434.184</b>	<b>25.390.997</b>	<b>24,26</b>
JAPAN	540.193	414.748	-23,22	2.499.370	1.761.897	-29,51
HONG KONG	344	11.122	3.133,14	1.964	50.922	2.492,77
KOREA, REPUBLIC OF	694.544	874.500	25,91	1.583.900	2.050.312	29,45
TAIWAN	51.243	62.614	22,19	129.875	163.202	25,66
CHINA	601	17.926	2.882,70	370	87.107	23.442,43
PAPUA NEW GUINEA	0	238	--	0	511	--
THAILAND	29.675	6.801	-77,08	31.969	11.738	-63,28
SINGAPORE	17.312	8.364	-51,69	28.846	18.597	-35,53
PHILIPPINES	44	20.639	46.806,82	16	3.509	21.831,25
MALAYSIA	35.464	6.823	-80,76	72.520	8.648	-88,08
CAMBODIA	32	0	-100,00	1.278	0	-100,00
BRUNEI DARUSSALAM	0	1.214	--	0	2.758	--
VIET NAM	0	15.752	--	0	8.622	--
MALDIVES	4.218	5.365	27,19	18.897	13.476	-28,69
INDIA	3.932	9.991	154,09	5.323	10.596	99,06
PAKISTAN	143	0	-100,00	236	0	-100,00
BANGLADESH	214	0	-100,00	78	0	-100,00
SRI LANKA	9.120	86	-99,06	13.235	56	-99,58
IRAN (ISLAMIC REPUBLIC OF)	0	88	--	0	361	--
SAUDI ARABIA	5.880	0	-100,00	8.468	0	-100,00
KUWAIT	257	71	-72,37	406	225	-44,58
LEBANON	3.990	63	-98,42	8.514	70	-99,18
TURKEY	12.714	6.516	-48,75	43.616	24.852	-43,02
UNITED ARAB EMIRATES	4.657	2.279	-51,06	37.410	20.085	-46,31

TABEL 5. PERKEMBANGAN EKSPOR INDONESIA MENURUT KOMODITI DAN NEGARA TUJUAN

JENIS BARANG	BERAT BERSIH (KG)		PERUB	NILAI FOB (US \$)		PERUB
	JAN-NOV 2006	JAN-NOV 2007	%	JAN-NOV 2006	JAN-NOV 2007	%
	(1)	(2)	(3)	(4)	(5)	(6)
QATAR	300	0	-100,00	2.080	0	-100,00
CYPRUS	0	1.047	--	0	2.640	--
EGYPT	14.410	6.969	-51,64	14.006	22.749	62,42
LIBYAN ARAB JAMAHIRIYA	0	722	--	0	960	--
MOROCCO	8	43	437,50	11	40	263,64
TUNISIA	58.817	0	-100,00	103.409	0	-100,00
ALGERIA	8	740	9.150,00	60	681	1.035,00
NAMIBIA	0	332	--	0	668	--
MADAGASCAR	417	198	-52,52	568	152	-73,24
REUNION	1.734	190.155	10.866,26	2.339	581.051	24.741,86
MOZAMBIQUE	71	0	-100,00	95	0	-100,00
U.S. VIRGIN ISLANDS	9.225	1.577	-82,91	11.863	1.479	-87,53
SEYCHELLES	4.465	3.121	-30,10	17.842	3.627	-79,67
UGANDA	2	8	300,00	22	64	190,91
SOUTH AFRICA	19.166	43.214	125,47	56.875	96.115	68,99
MAURITIUS	268	2.901	982,46	462	3.337	622,29
AUSTRALIA	253.284	212.489	-16,11	461.877	402.852	-12,78
NEW ZEALAND	30.676	31.717	3,39	54.824	90.707	65,45
GUAM	564	16	-97,16	1.320	22	-98,33
PALAU	13	0	-100,00	1.800	0	-100,00
NEW CALEDONIA	230	972	322,61	260	974	274,62
SAINT VINCENT AND THE GRENADIN	1.202	0	-100,00	680	0	-100,00
VANUATU	1.275	767	-39,84	399	1.029	157,89
WALLIS AND FUTUNA ISLANDS	99	0	-100,00	111	0	-100,00
BRITISH INDIAN OCEAN TERRITORY	0	2.253	--	0	2.110	--
COOK ISLANDS	0	1.322	--	0	3.997	--
FIJI	11.804	3.246	-72,50	29.124	18.129	-37,75
SOLOMON ISLANDS	1.312	0	-100,00	2.978	0	-100,00
UNITED STATES	1.888.252	1.534.845	-18,72	5.444.317	6.126.998	12,54
CANADA	27.883	36.638	31,40	68.961	133.764	93,97
MEXICO	5.907	3.016.948	50.974,12	13.175	5.728.664	43.381,32
NICARAGUA	0	669	--	0	502	--
PANAMA	983	416	-57,68	2.775	490	-82,34
CHILE	6.680	5.344	-20,00	18.399	8.159	-55,66
VENEZUELA	3.396	221	-93,49	9.894	303	-96,94
ARGENTINA	2.067	2.864	38,56	2.419	7.000	189,38
BRAZIL	12.376	43.041	247,78	24.337	110.852	355,49
COLOMBIA	985	8.692	782,44	3.174	25.545	704,82
URUGUAY	0	1.696	--	0	1.665	--
PERU	4.004	0	-100,00	2.339	0	-100,00
GUYANA	89	0	-100,00	28	0	-100,00
TRINIDAD AND TOBAGO	2	0	-100,00	69	0	-100,00
BAHAMAS	508	0	-100,00	2.005	0	-100,00
JAMAICA	0	1.597	--	0	3.437	--
PUERTO RICO	181	728	302,21	231	2.066	794,37
BELIZE	13	0	-100,00	60	0	-100,00
DOMINICAN REPUBLIC	290	93	-67,93	221	107	-51,58
COSTA RICA	5.811	3.161	-45,60	8.582	5.497	-35,95
BARBADOS	291	0	-100,00	189	0	-100,00
ANTIGUA AND BARBUDA	286	55	-80,77	128	258	101,56
ANGUILLA	801	1.425	77,90	1.819	2.632	44,69
CAYMAN ISLANDS	0	2	--	0	117	--
FRENCH GUIANA	478	211	-55,86	311	228	-26,69
FRENCH POLYNESIA	11.072	30.440	174,93	20.834	17.798	-14,57
MARTINIQUE	138	5.701	4.031,16	473	7.872	1.564,27
NETHERLANDS ANTILLES	2.907	48	-98,35	5.087	703	-86,18
SAINT LUCIA	0	8.500	--	0	2.454	--
GUADELOUPE	1.073	3.241	202,05	1.728	8.746	406,13
UNITED KINGDOM	750.693	394.533	-47,44	1.640.877	1.063.449	-35,19
NETHERLANDS	1.113.797	919.826	-17,42	2.244.855	2.162.418	-3,67
FRANCE	131.849	708.332	437,23	342.340	1.362.688	298,05
GERMANY, FED. REP. OF	1.652.704	823.992	-50,14	2.889.759	1.011.501	-65,00
AUSTRIA	11.450	547	-95,22	42.583	1.287	-96,98
BELGIUM	372.042	306.740	-17,55	855.045	764.049	-10,64
SWITZERLAND	5.209	12.759	144,94	3.665	41.018	1.019,18
MONACO	2	0	-100,00	44	0	-100,00
DENMARK	62.652	23.836	-61,95	138.896	84.311	-39,30
NORWAY	43	3.465	7.958,14	80	17.935	22.318,75
SWEDEN	231.951	47.055	-79,71	586.688	231.951	-60,46
FINLAND	40.517	23.074	-43,05	173.125	123.788	-28,50
IRELAND	0	6.645	--	0	6.224	--
ITALY	96.385	198.232	105,67	215.993	307.018	42,14
SPAIN	47.444	75.015	58,11	123.256	206.189	67,29
PORTUGAL	7.857	30.274	285,31	24.665	123.098	399,08
GREECE	55.264	58.339	5,56	66.568	101.509	52,49
DEMOCRATIC REPUBLIC OF THE CO	0	1.945	--	0	1.100	--
HUNGARY	4.464	6.514	45,92	7.716	16.191	109,84
POLAND	17.727	13.300	-24,97	36.468	34.037	-6,67

TABEL 5. PERKEMBANGAN EKSPOR INDONESIA MENURUT KOMODITI DAN NEGARA TUJUAN

JENIS BARANG	BERAT BERSIH (KG)		PERUB	NILAI FOB (US \$)		PERUB
	JAN-NOV 2006	JAN-NOV 2007	%	JAN-NOV 2006	JAN-NOV 2007	%
	(1)	(2)	(3)	(4)	(5)	(6)
ROMANIA	196	1.176	500,00	400	1.180	195,00
BULGARIA	2.042	3.559	74,29	4.032	5.104	26,59
YUGOSLAVIA	5.609	4.421	-21,18	12.116	4.911	-59,47
KAZAKHSTAN	1.483	3.237	118,27	3.661	9.287	153,67
UKRAINE	1.453	493	-66,07	3.887	767	-80,27
UZBEKISTAN	0	273	--	0	721	--
LITHUANIA	0	50	--	0	143	--
LATVIA	122	0	-100,00	564	0	-100,00
ESTONIA	0	1.114	--	0	1.762	--
CROATIA	1.975	412	-79,14	6.009	807	-86,57
MALTA	0	1.196	--	0	1.140	--
SLOVAKIA	28	0	-100,00	172	0	-100,00
SLOVENIA	3.641	6.479	77,95	5.036	35.346	601,87
CZECH REPUBLIC	314	750	138,85	1.039	180	-82,68
RUSSIA FEDERATION	71.976	1.376	-98,09	123.794	3.104	-97,49
<b>-DARI BAHAN LAINNYA</b>	<b>21.083.677</b>	<b>18.540.642</b>	<b>-12,06</b>	<b>44.374.951</b>	<b>36.110.952</b>	<b>-18,62</b>
JAPAN	1.695.526	1.399.206	-17,48	6.011.837	5.698.016	-5,22
HONG KONG	20.697	34.771	68,00	113.567	162.412	43,01
KOREA, DEMOCRATIC PEOPLE'S REI	1.489	2.579	73,20	6.372	462	-92,75
KOREA, REPUBLIC OF	363.846	524.579	44,18	875.626	1.036.728	18,40
TAIWAN	1.366.520	1.134.405	-16,99	400.420	396.923	-0,87
CHINA	4.382.810	1.357.625	-69,02	997.023	326.942	-67,21
PAPUA NEW GUINEA	259	1.031	298,07	626	2.053	227,96
THAILAND	73.519	133.009	80,92	106.480	155.420	45,96
SINGAPORE	93.074	107.367	15,36	166.420	175.832	5,66
PHILIPPINES	1.660	8.293	399,58	1.606	3.189	98,57
MALAYSIA	403.540	438.823	8,74	584.191	485.153	-16,95
CAMBODIA	0	4.297	--	0	7.918	--
BRUNEI DARUSSALAM	152	3.720	2.347,37	1.189	2.675	124,98
LAO PEOPLE'S DEMOCRATIC REPUB	0	1	--	0	33	--
VIET NAM	150	66.456	44.204,00	440	13.395	2.944,32
MALDIVES	46.262	29.854	-35,47	182.661	204.756	12,10
INDIA	10.227	28.580	179,46	16.699	55.166	230,36
PAKISTAN	1.559	8.497	445,03	2.638	13.841	424,68
BANGLADESH	1.845	0	-100,00	8.703	0	-100,00
SRI LANKA	22.705	21.064	-7,23	44.054	30.454	-30,87
IRAN (ISLAMIC REPUBLIC OF)	23.448	26.248	11,94	16.303	61.185	275,30
SAUDI ARABIA	108.284	68.509	-36,73	137.794	32.182	-76,64
KUWAIT	1.154	1.716	48,70	1.383	4.397	217,93
JORDAN	11.175	2.969	-73,43	13.433	6.506	-51,57
LEBANON	27.537	14.351	-47,88	16.670	12.575	-24,57
YEMEN	122	0	-100,00	184	0	-100,00
OMAN	661	323	-51,13	1.141	262	-77,04
SYRIA ARAB REPUBLIC	22.400	11.200	-50,00	2.476	1.238	-50,00
TURKEY	142.523	93.536	-34,37	325.735	182.633	-43,93
UNITED ARAB EMIRATES	25.989	105.037	304,16	118.105	284.071	140,52
QATAR	3.000	456	-84,80	623	667	7,06
BAHRAIN	120.000	263	-99,78	7.865	805	-89,76
CYPRUS	11.704	35.702	205,04	22.463	68.567	205,24
EGYPT	13.134	14.881	13,30	10.641	13.174	23,80
LIBYAN ARAB JAMAHIRIYA	0	331	--	0	440	--
MOROCCO	13.874	11.840	-14,66	17.375	33.863	94,89
TUNISIA	14.043	11.320	-19,39	37.654	28.196	-25,12
ALGERIA	89	30	-66,29	600	87	-85,50
ERITREA	1	280	27.900,00	105	1.340	1.176,19
NAMIBIA	288	922	220,14	809	1.286	58,96
ETHIOPIA	16.249	0	-100,00	11.798	0	-100,00
TANZANIA, UNITED REPUBLIC OF	186	991	432,80	713	2.005	181,21
MADAGASCAR	1.866	3.053	63,61	3.374	2.865	-15,09
KENYA	1.479	15.771	966,33	1.587	34.579	2.078,89
REUNION	96.144	63.374	-34,08	128.459	102.282	-20,38
MOZAMBIQUE	71	72	1,41	2.039	154	-92,45
BOTSWANA	142	127	-10,56	267	318	19,10
GHANA	3	0	-100,00	7	0	-100,00
GUINEA	0	185	--	0	1.307	--
ANGOLA	0	2.026	--	0	3.722	--
CONGO	1	0	-100,00	52	0	-100,00
GABON	199	946	375,38	758	2.469	225,73
COTE D'IVOIRE	40.885	11.269	-72,44	26.622	15.589	-41,44
SENEGAL	1.598	4.016	151,31	3.439	4.082	18,70
BENIN	0	1.196	--	0	3.073	--
U.S. VIRGIN ISLANDS	974	732	-24,85	846	2.164	155,79
SEYCHELLES	83.517	16.300	-80,48	63.528	53.478	-15,82
UGANDA	1	6	500,00	16	49	206,25
SOUTH AFRICA	143.759	150.666	4,80	253.965	214.719	-15,45
MAURITIUS	19.005	47.234	148,53	56.788	100.471	76,92
VIRGIN ISLANDS (BRITISH)	645	949	47,13	2.901	6.241	115,13

TABEL 5. PERKEMBANGAN EKSPOR INDONESIA MENURUT KOMODITI DAN NEGARA TUJUAN

JENIS BARANG	BERAT BERSIH (KG)		PERUB	NILAI FOB (US \$)		PERUB
	JAN-NOV 2006	JAN-NOV 2007	%	JAN-NOV 2006	JAN-NOV 2007	%
	(1)	(2)	(3)	(4)	(5)	(6)
AUSTRALIA	1.284.864	1.269.098	-1,23	1.167.798	1.143.961	-2,04
NEW ZEALAND	111.023	83.978	-24,36	265.720	157.359	-40,78
MICRONESIA, FEDERATED STATES C	135	0	-100,00	306	0	-100,00
GUAM	8.323	4.322	-48,07	28.298	16.596	-41,35
PALAU	286	22	-92,31	383	46	-87,99
NEW CALEDONIA	62.821	55.414	-11,79	102.174	102.610	0,43
NORTHERN MARIANA ISLANDS	2.704	486	-82,03	5.467	3.353	-38,67
SAINT VINCENT AND THE GRENADIN	3.701	2.919	-21,13	2.137	3.648	70,71
VANUATU	4.865	6.938	42,61	6.154	20.422	231,85
WALLIS AND FUTUNA ISLANDS	1.627	1.542	-5,22	2.662	3.088	16,00
COOK ISLANDS	29.760	15.339	-48,46	15.588	23.414	50,21
FIJI	41.050	8.683	-78,85	81.167	42.738	-47,35
MARSHALL ISLANDS	16	0	-100,00	41	0	-100,00
SAMOA	0	2.281	--	0	3.781	--
TONGA	1.036	0	-100,00	2.573	0	-100,00
EAST TIMOR	340	0	-100,00	207	0	-100,00
UNITED STATES	4.326.898	5.603.894	29,51	17.978.313	11.706.219	-34,89
CANADA	342.324	198.954	-41,88	1.104.779	496.428	-55,07
MEXICO	43.945	98.163	123,38	130.965	321.837	145,74
GUATEMALA	0	270	--	0	1.479	--
HONDURAS	192	613	219,27	523	1.151	120,08
NICARAGUA	12.401	0	-100,00	7.486	0	-100,00
PANAMA	4.181	13.230	216,43	16.178	22.914	41,64
SURINAME	701	2.332	232,67	3.311	1.343	-59,44
CHILE	16.777	8.529	-49,16	57.444	22.389	-61,02
VENEZUELA	12.384	10.269	-17,08	15.282	22.207	45,31
ARGENTINA	66.777	105.697	58,28	147.551	202.924	37,53
BRAZIL	69.327	108.131	55,97	350.679	225.350	-35,74
COLOMBIA	32.957	72.084	118,72	62.603	179.510	186,74
BOLIVIA	17	406	2.288,24	23	691	2.904,35
URUGUAY	6.251	15.746	151,90	7.470	41.962	461,74
PARAGUAY	0	2.947	--	0	17.414	--
ECUADOR	0	107	--	0	289	--
PERU	894	642	-28,19	3.730	1.680	-54,96
TRINIDAD AND TOBAGO	26	558	2.046,15	188	3.881	1.964,36
BAHAMAS	12.287	9.218	-24,98	35.523	19.645	-44,70
JAMAICA	8.875	32.998	271,81	17.675	50.873	187,82
PUERTO RICO	4.107	6.208	51,16	11.021	21.350	93,72
BELIZE	6.709	2.379	-64,54	4.541	3.713	-18,23
DOMINICAN REPUBLIC	46.078	27.024	-41,35	117.737	49.326	-58,10
EL SALVADOR	44	582	1.222,73	103	298	189,32
COSTA RICA	43.088	23.743	-44,90	59.730	38.564	-35,44
HAITI	1.048	0	-100,00	711	0	-100,00
BARBADOS	1.959	4.164	112,56	3.705	3.337	-9,93
ANTIGUA AND BARBUDA	5.454	3.389	-37,86	4.668	7.155	53,28
ANGUILLA	404	1.764	336,63	461	6.703	1.354,01
ARUBA	0	837	--	0	1.488	--
BERMUDA	116	239	106,03	813	585	-28,04
CAYMAN ISLANDS	66	8.528	12.821,21	1.105	3.812	244,98
DOMINICA	1.249	1.166	-6,65	764	2.164	183,25
FALKLAND ISLANDS (MALVINAS)	0	730	--	0	956	--
FRENCH GUIANA	5.263	6.468	22,90	9.245	11.279	22,00
FRENCH POLYNESIA	112.069	88.996	-20,59	168.729	120.463	-28,61
GRENADA	336	11.712	3.385,71	1.197	4.073	240,27
MARTINIQUE	13.703	24.031	75,37	36.022	69.296	92,37
NETHERLANDS ANTILLES	8.166	7.491	-8,27	22.911	23.233	1,41
SAINT LUCIA	3.797	360	-90,52	3.208	8.422	162,53
TURKS AND CAICOS ISLANDS	3.029	1.411	-53,42	5.376	7.198	33,89
GUADELOUPE	25.462	28.145	10,54	60.846	89.708	47,43
SAINT KITTS AND NEVIS	1.097	0	-100,00	1.830	0	-100,00
UNITED KINGDOM	610.742	425.716	-30,30	2.267.530	1.387.511	-38,81
NETHERLANDS	713.222	441.490	-38,10	1.123.769	1.121.772	-0,18
FRANCE	625.126	841.138	34,55	1.680.974	1.755.494	4,43
GERMANY, FED. REP. OF	423.966	619.064	46,02	981.415	1.494.106	52,24
AUSTRIA	15.181	11.619	-23,46	48.453	42.222	-12,86
BELGIUM	241.751	258.666	7,00	510.662	543.247	6,38
SWITZERLAND	26.585	24.908	-6,31	89.253	73.103	-18,09
LUXEMBOURG	1	0	-100,00	5	0	-100,00
MONACO	47	0	-100,00	817	0	-100,00
DENMARK	58.784	89.272	51,86	147.502	282.934	91,82
NORWAY	5.467	11.349	107,59	11.125	31.657	184,56
SWEDEN	23.765	32.356	36,15	82.198	102.428	24,61
FINLAND	45.620	37.272	-18,30	92.581	78.806	-14,88
IRELAND	55.260	57.537	4,12	98.234	81.156	-17,39
ITALY	890.337	699.806	-21,40	1.745.479	1.503.072	-13,89
SPAIN	581.045	514.266	-11,49	1.562.993	1.207.525	-22,74
PORTUGAL	29.678	31.416	5,86	110.729	73.456	-33,66
ICELAND	3.558	0	-100,00	1.199	0	-100,00



TABEL 5. PERKEMBANGAN EKSPOR INDONESIA MENURUT KOMODITI DAN NEGARA TUJUAN

JENIS BARANG	BERAT BERSIH (KG)		PERUB	NILAI FOB (US \$)		PERUB
	JAN-NOV 2006	JAN-NOV 2007	%	JAN-NOV 2006	JAN-NOV 2007	%
	(1)	(2)	(3)	(4)	(5)	(6)
GREECE	148.570	151.198	1,77	248.750	311.411	25,19
HUNGARY	41.182	28.272	-31,35	48.086	59.733	24,22
POLAND	82.704	86.216	4,25	137.728	98.624	-28,39
ROMANIA	832	9.831	1.081,61	2.403	30.887	1.185,35
BULGARIA	23.238	39.738	71,00	37.790	66.528	76,05
YUGOSLAVIA	9.214	815	-91,15	20.464	1.249	-93,90
ALBANIA	3.932	229	-94,18	2.048	160	-92,19
KAZAKHSTAN	0	260	--	0	366	--
UKRAINE	32.213	19.508	-39,44	46.871	77.793	65,97
LITHUANIA	390	355	-8,97	658	1.371	108,36
LATVIA	52	0	-100,00	116	0	-100,00
ESTONIA	54	9.089	16.731,48	64	18.929	29.476,56
GEORGIA	24	67	179,17	119	209	75,63
CROATIA	33.148	24.168	-27,09	47.945	56.815	18,50
BOSNIA AND HERZEGOVINA	0	105	--	0	1.692	--
MALTA	18.792	11.588	-38,34	74.367	37.704	-49,30
SLOVAKIA	1.044	3.444	229,89	1.268	6.376	402,84
SLOVENIA	15.619	8.936	-42,79	23.056	13.211	-42,70
CZECH REPUBLIC	45.720	2.160	-95,28	34.812	6.253	-82,04
RUSSIA FEDERATION	51.815	40.627	-21,59	149.297	154.418	3,43
<b>-DARI ROTAN</b>	<b>107.426.202</b>	<b>118.988.542</b>	<b>10,76</b>	<b>290.109.877</b>	<b>288.499.436</b>	<b>-0,56</b>
JAPAN	10.752.474	10.666.093	-0,80	30.074.194	28.889.057	-3,94
HONG KONG	106.485	305.288	186,70	210.437	789.982	275,40
KOREA, REPUBLIC OF	1.277.600	1.018.764	-20,26	1.883.620	1.622.049	-13,89
TAIWAN	925.999	1.193.409	28,88	1.606.349	1.786.158	11,19
CHINA	1.196.353	1.201.879	0,46	719.516	2.875.565	299,65
MACAU	0	264	--	0	57.300	--
PAPUA NEW GUINEA	67	3.229	4.719,40	192	5.199	2.607,81
THAILAND	203.936	157.022	-23,00	860.389	523.817	-39,12
SINGAPORE	869.440	721.452	-17,02	3.325.775	1.285.304	-61,35
PHILIPPINES	79.263	85.987	8,48	130.078	145.194	11,62
MALAYSIA	1.943.308	1.761.010	-9,38	5.668.357	4.966.792	-12,38
MYANMAR (FORM. BURMA)	10.282	0	-100,00	35.248	0	-100,00
CAMBODIA	136	15.800	11.517,65	139	81.468	58.510,07
BRUNEI DARUSSALAM	27.024	10.345	-61,72	40.800	14.321	-64,90
VIET NAM	50.147	2.945	-94,13	340.075	15.583	-95,42
MALDIVES	138.737	63.989	-53,88	465.476	144.989	-68,85
INDIA	174.242	164.255	-5,73	506.181	337.908	-33,24
PAKISTAN	14.616	26.353	80,30	28.039	71.079	153,50
BANGLADESH	275	0	-100,00	100	0	-100,00
SRI LANKA	7.632	29.451	285,89	16.484	141.529	758,58
IRAN (ISLAMIC REPUBLIC OF)	163.503	33.202	-79,69	526.109	118.194	-77,53
SAUDI ARABIA	253.649	208.300	-17,88	491.596	872.787	77,54
ISRAEL	0	3.927	--	0	8.744	--
KUWAIT	368.434	179.774	-51,21	423.689	342.212	-19,23
JORDAN	67.211	36.993	-44,96	97.133	59.757	-38,48
LEBANON	239.744	167.465	-30,15	752.474	454.555	-39,59
YEMEN	10.747	3.077	-71,37	21.992	3.555	-83,84
OMAN	66.251	18.305	-72,37	185.788	49.439	-73,39
SYRIA ARAB REPUBLIC	5.876	944	-83,93	9.417	1.506	-84,01
TURKEY	824.981	660.355	-19,96	2.371.902	2.045.153	-13,78
UNITED ARAB EMIRATES	526.688	703.011	33,48	1.187.808	1.987.520	67,33
QATAR	80.395	54.431	-32,30	157.018	306.924	95,47
BAHRAIN	39.146	36.210	-7,50	42.022	114.839	173,28
CYPRUS	329.754	236.320	-28,33	1.198.217	864.115	-27,88
EGYPT	392.854	239.946	-38,92	858.235	571.688	-33,39
LIBYAN ARAB JAMAHIRIYA	10.276	17.974	74,91	27.757	12.150	-56,23
MOROCCO	142.293	136.078	-4,37	322.361	431.094	33,73
TUNISIA	60.947	16.808	-72,42	176.023	67.670	-61,56
ALGERIA	9.368	2.848	-69,60	28.972	7.870	-72,84
SUDAN	46.679	59.744	27,99	57.273	61.494	7,37
NAMIBIA	12.931	20.544	58,87	38.825	32.363	-16,64
ETHIOPIA	323	0	-100,00	521	0	-100,00
TANZANIA, UNITED REPUBLIC OF	30.332	10.132	-66,60	27.912	10.322	-63,02
MADAGASCAR	3.536	9.078	156,73	5.165	9.083	75,86
KENYA	31.313	15.702	-49,85	41.310	30.015	-27,34
REUNION	260.741	429.570	64,75	550.685	676.978	22,93
MOZAMBIQUE	36.004	22.570	-37,31	59.350	55.798	-5,98
BOTSWANA	0	231	--	0	578	--
EQUATORIAL GUINEA	2.124	0	-100,00	1.665	0	-100,00
GHANA	28	1.450	5.078,57	143	2.716	1.799,30
GUINEA	0	7.901	--	0	14.088	--
ANGOLA	5.476	9.357	70,87	11.921	25.122	110,74
CONGO	23.376	58.024	148,22	19.668	60.600	208,11
CAMEROON	4.422	0	-100,00	10.265	0	-100,00
NIGERIA	0	17.816	--	0	24.752	--
GABON	28.965	5.471	-81,11	61.315	19.916	-67,52

TABEL 5. PERKEMBANGAN EKSPOR INDONESIA MENURUT KOMODITI DAN NEGARA TUJUAN

JENIS BARANG	BERAT BERSIH (KG)		PERUB	NILAI FOB (US \$)		PERUB
	JAN-NOV 2006	JAN-NOV 2007	%	JAN-NOV 2006	JAN-NOV 2007	%
	(1)	(2)	(3)	(4)	(5)	(6)
COTE D'IVOIRE	9.849	40.524	311,45	8.338	36.694	340,08
SENEGAL	5.815	2.955	-49,18	5.728	7.971	39,16
MAURITANIA	0	239	--	0	855	--
GAMBIA	0	12.000	--	0	16.215	--
U.S. VIRGIN ISLANDS	0	224	--	0	504	--
SEYCHELLES	21.330	16.440	-22,93	50.186	27.659	-44,89
UGANDA	1.777	3.056	71,98	8.765	12.815	46,21
CENTRAL AFRICAN REPUBLIC	50	0	-100,00	1.385	0	-100,00
DJIBOUTI	4.963	0	-100,00	7.644	0	-100,00
SOUTH AFRICA	1.743.544	1.391.906	-20,17	3.652.550	3.460.829	-5,25
ZAMBIA	0	4.253	--	0	14.907	--
MAURITIUS	28.340	157.046	454,15	52.772	516.117	878,01
VIRGIN ISLANDS (BRITISH)	6.500	6.612	1,72	6.850	32.792	378,72
AUSTRALIA	3.269.454	3.366.971	2,98	6.809.144	7.424.480	9,04
NEW ZEALAND	222.713	419.170	88,21	602.565	804.061	33,44
MICRONESIA, FEDERATED STATES (	0	2.880	--	0	7.828	--
GUAM	16.969	47.053	177,29	80.412	94.945	18,07
PALAU	0	18	--	0	88	--
NEW CALEDONIA	122.383	57.172	-53,28	218.866	116.975	-46,55
NORTHERN MARIANA ISLANDS	20.434	5.112	-74,98	38.050	8.361	-78,03
SAINT VINCENT AND THE GRENADIN	7.483	13.950	86,42	5.533	29.099	425,92
VANUATU	36.063	19.353	-46,34	41.889	16.845	-59,79
WALLIS AND FUTUNA ISLANDS	11.270	8.595	-23,74	20.033	15.889	-20,69
BRITISH INDIAN OCEAN TERRITORY	6.384	4.659	-27,02	13.102	9.462	-27,78
COOK ISLANDS	725	0	-100,00	2.832	0	-100,00
FIJI	77.186	31.652	-58,99	242.228	112.766	-53,45
SAMOA	1.232	5.566	351,79	2.860	8.100	183,22
SOLOMON ISLANDS	0	1.779	--	0	8.476	--
TONGA	0	878	--	0	3.195	--
TUVALU	0	1.265	--	0	3.100	--
EAST TIMOR	6.055	3.999	-33,96	8.123	14.630	80,11
UNITED STATES	15.872.852	12.838.359	-19,12	48.961.995	41.020.059	-16,22
CANADA	761.044	798.078	4,87	2.728.990	2.175.509	-20,28
MEXICO	927.221	705.074	-23,96	2.091.667	1.662.761	-20,51
GUATEMALA	14.340	19.448	35,62	53.512	61.091	14,16
HONDURAS	6.294	2.380	-62,19	29.650	4.800	-83,81
NICARAGUA	9.654	4.013	-58,43	26.062	12.355	-52,59
PANAMA	128.954	216.126	67,60	233.938	495.455	111,79
CUBA	23.705	14.949	-36,94	42.888	54.820	27,82
SURINAME	25.115	44.781	78,30	46.631	81.879	75,59
CHILE	138.020	157.967	14,45	427.550	459.425	7,46
VENEZUELA	47.689	26.834	-43,73	177.289	59.832	-66,25
ARGENTINA	134.539	156.573	16,38	327.625	377.710	15,29
BRAZIL	225.799	222.468	-1,48	619.419	513.022	-17,18
COLOMBIA	48.745	180.133	269,54	150.022	564.564	276,32
BOLIVIA	8.273	1.781	-78,47	29.297	3.986	-86,39
URUGUAY	3.722	47.093	1.165,26	21.729	129.298	495,05
PARAGUAY	3.495	1.270	-63,66	5.910	6.241	5,60
ECUADOR	23.078	34.727	50,48	75.854	139.023	83,28
PERU	61.003	99.499	63,11	178.037	273.115	53,40
GUYANA	4.155	0	-100,00	10.508	0	-100,00
TRINIDAD AND TOBAGO	12.219	30.373	148,57	35.340	65.463	85,24
BAHAMAS	17.372	10.804	-37,81	30.318	14.958	-50,66
JAMAICA	40.298	27.527	-31,69	100.638	57.604	-42,76
PUERTO RICO	116.075	84.252	-27,42	264.433	217.595	-17,71
BELIZE	13.233	6.703	-49,35	41.889	18.105	-56,78
DOMINICAN REPUBLIC	232.855	320.779	37,76	740.963	873.792	17,93
EL SALVADOR	17.830	17.760	-0,39	49.634	69.853	40,74
COSTA RICA	101.692	117.794	15,83	199.204	225.146	13,02
HAITI	0	10.000	--	0	7.885	--
BARBADOS	60.762	13.080	-78,47	116.738	39.786	-65,92
ANTIGUA AND BARBUDA	0	38.888	--	0	95.893	--
ANGUILLA	5.376	1.423	-73,53	12.748	5.053	-60,36
ARUBA	48.107	30.944	-35,68	63.995	40.593	-36,57
CAPE VERDE	0	4.806	--	0	10.046	--
DOMINICA	32.172	21.700	-32,55	72.845	65.449	-10,15
FALKLAND ISLANDS (MALVINAS)	0	4.400	--	0	5.742	--
FRENCH GUIANA	66.508	55.487	-16,57	170.692	117.696	-31,05
FRENCH POLYNESIA	118.033	192.655	63,22	220.642	375.860	70,35
GRENADA	6.574	11.548	75,66	19.852	36.084	81,77
MARTINIQUE	174.724	236.905	35,59	400.202	609.103	52,20
NETHERLANDS ANTILLES	99.352	237.082	138,63	209.158	534.136	155,37
SAINT LUCIA	4.449	5.235	17,67	10.882	16.601	52,55
TURKS AND CAICOS ISLANDS	0	493	--	0	722	--
GUADELOUPE	309.420	239.338	-22,65	701.242	677.661	-3,36
UNITED KINGDOM	7.111.424	22.925.070	222,37	24.002.967	26.550.215	10,61
NETHERLANDS	6.278.031	5.389.911	-14,15	18.082.670	17.467.707	-3,40
FRANCE	4.731.213	4.800.050	1,45	10.782.213	11.311.580	4,91

TABEL 5. PERKEMBANGAN EKSPOR INDONESIA MENURUT KOMODITI DAN NEGARA TUJUAN

JENIS BARANG	BERAT BERSIH (KG)		PERUB	NILAI FOB (US \$)		PERUB
	JAN-NOV 2006	JAN-NOV 2007	%	JAN-NOV 2006	JAN-NOV 2007	%
	(1)	(2)	(3)	(4)	(5)	(6)
GERMANY, FED. REP. OF	13.214.735	14.380.418	8,82	35.353.403	37.673.100	6,56
AUSTRIA	416.664	238.769	-42,70	857.789	525.908	-38,69
BELGIUM	4.634.449	4.549.183	-1,84	14.573.443	14.262.638	-2,13
SWITZERLAND	391.422	110.625	-71,74	732.983	388.706	-46,97
LUXEMBOURG	0	83	--	0	94	--
DENMARK	829.560	587.718	-29,15	2.520.069	2.012.101	-20,16
NORWAY	340.129	191.917	-43,58	924.368	723.201	-21,76
SWEDEN	862.287	686.436	-20,39	2.576.779	1.811.013	-29,72
FINLAND	811.871	887.758	9,35	1.959.426	2.432.848	24,16
IRELAND	255.276	556.422	117,97	716.848	1.193.741	66,53
ITALY	7.108.694	5.987.408	-15,77	16.404.710	14.839.194	-9,54
SPAIN	5.835.657	5.994.567	2,72	14.517.914	17.142.260	18,08
PORTUGAL	538.775	597.947	10,98	1.138.372	1.571.360	38,04
ICELAND	12.518	67.635	440,30	25.648	117.739	359,06
GREECE	2.154.792	1.595.958	-25,93	5.162.829	4.008.344	-22,36
HUNGARY	299.325	353.255	18,02	815.035	978.250	20,03
POLAND	1.147.528	1.558.821	35,84	3.017.853	3.987.182	32,12
ROMANIA	337.731	396.500	17,40	847.101	990.269	16,90
BULGARIA	97.400	171.113	75,68	252.419	480.906	90,52
YUGOSLAVIA	47.671	27.681	-41,93	66.263	49.346	-25,53
ALBANIA	0	1.960	--	0	1.365	--
ARMENIA	3.600	6.300	75,00	12.849	9.074	-29,38
AZERBAIJAN	3.300	0	-100,00	10.876	0	-100,00
BELARUS	19.628	7.937	-59,56	51.364	24.101	-53,08
KAZAKHSTAN	48.919	47.903	-2,08	123.287	113.870	-7,64
KYRGYZSTAN	3.879	2.196	-43,39	2.946	4.974	68,84
MOLDOVA, REPUBLIC OF	4.139	0	-100,00	7.396	0	-100,00
UKRAINE	279.503	600.345	114,79	823.377	1.575.487	91,34
UZBEKISTAN	3.514	19.098	443,48	7.100	53.818	658,00
LITHUANIA	26.824	45.111	68,17	84.313	123.117	46,02
LATVIA	97.096	227.639	134,45	307.218	612.483	99,36
ESTONIA	67.495	130.286	93,03	139.864	299.943	114,45
GEORGIA	3.896	15.653	301,77	12.986	49.623	282,13
CROATIA	149.265	236.746	58,61	316.860	572.447	80,66
BOSNIA AND HERZEGOVINA	9.590	0	-100,00	21.954	0	-100,00
MALTA	7.362	19.386	163,33	21.543	105.448	389,48
SLOVAKIA	74.093	51.184	-30,92	392.738	353.122	-10,09
SLOVENIA	284.476	335.762	18,03	563.472	779.234	38,29
CZECH REPUBLIC	372.258	129.877	-65,11	772.332	293.835	-61,95
REP. OF MACEDONIA	1.476	3.900	164,23	6.653	12.805	92,47
RUSSIA FEDERATION	1.087.087	1.284.065	18,12	3.843.824	4.818.668	25,36
<b>-DARI BAHAN LAINNYA</b>	<b>666.034.764</b>	<b>684.573.747</b>	<b>2,78</b>	<b>1.328.894.327</b>	<b>1.455.675.552</b>	<b>9,54</b>
JAPAN	81.906.639	83.449.219	1,88	136.688.110	141.494.114	3,52
HONG KONG	1.532.500	1.356.426	-11,49	1.961.289	2.771.017	41,29
KOREA, DEMOCRATIC PEOPLE'S REI	49.993	139	-99,72	51.111	25	-99,95
KOREA, REPUBLIC OF	12.752.104	12.878.966	0,99	21.796.420	25.501.999	17,00
TAIWAN	7.340.235	8.899.327	21,24	12.546.081	16.561.616	32,01
CHINA	14.232.255	3.946.979	-72,27	9.237.831	4.871.753	-47,26
MONGOLIA	0	2.784	--	0	7.235	--
MACAU	104	47.900	45.957,69	510	463.587	90.799,41
PAPUA NEW GUINEA	29.133	15.880	-45,49	51.229	24.418	-52,34
THAILAND	879.285	520.587	-40,79	1.297.831	1.019.219	-21,47
SINGAPORE	12.221.879	12.400.935	1,47	15.542.506	15.749.568	1,33
PHILIPPINES	2.042.566	2.290.038	12,12	1.272.793	2.008.541	57,81
MALAYSIA	19.939.832	22.380.059	12,24	21.227.617	25.469.916	19,98
MYANMAR (FORM. BURMA)	8.678	5.856	-32,52	10.009	37.333	272,99
CAMBODIA	6.815	14.372	110,89	4.683	89.864	1.818,94
BRUNEI DARUSSALAM	207.786	356.605	71,62	187.365	306.650	63,66
VIET NAM	801.965	268.702	-66,49	908.711	633.649	-30,27
MALDIVES	1.984.124	1.442.570	-27,29	3.556.033	3.354.091	-5,68
INDIA	2.886.997	2.361.365	-18,21	2.885.303	3.295.832	14,23
PAKISTAN	76.862	24.326	-68,35	88.190	22.330	-74,68
BANGLADESH	107.148	26.739	-75,04	102.616	37.489	-63,47
SRI LANKA	655.918	523.414	-20,20	909.534	557.504	-38,70
AFGHANISTAN	627.161	129.994	-79,27	437.151	90.024	-79,41
IRAQ	195.790	0	-100,00	149.093	0	-100,00
IRAN (ISLAMIC REPUBLIC OF)	460.608	259.536	-43,65	645.263	832.257	28,98
SAUDI ARABIA	3.002.360	2.937.296	-2,17	2.651.936	3.106.282	17,13
ISRAEL	0	33.417	--	0	45.688	--
KUWAIT	2.678.367	1.443.033	-46,12	2.644.276	2.080.406	-21,32
JORDAN	609.711	485.176	-20,43	776.484	706.360	-9,03
LEBANON	591.634	906.560	53,23	853.994	1.365.141	59,85
YEMEN	522.916	566.097	8,26	539.862	669.876	24,08
OMAN	871.035	527.037	-39,49	635.627	463.146	-27,14
SYRIA ARAB REPUBLIC	3.011	23.978	696,35	10.495	62.757	497,97
TURKEY	2.452.687	2.390.907	-2,52	5.743.487	6.096.832	6,15
UNITED ARAB EMIRATES	29.551.927	44.048.948	49,06	21.708.496	31.289.344	44,13

TABEL 5. PERKEMBANGAN EKSPOR INDONESIA MENURUT KOMODITI DAN NEGARA TUJUAN

JENIS BARANG	BERAT BERSIH (KG)		PERUB	NILAI FOB (US \$)		PERUB
	JAN-NOV 2006	JAN-NOV 2007	%	JAN-NOV 2006	JAN-NOV 2007	%
	(1)	(2)	(3)	(4)	(5)	(6)
QATAR	339.301	418.902	23,46	917.634	738.144	-19,56
BAHRAIN	752.731	645.152	-14,29	1.008.901	1.026.099	1,70
CYPRUS	647.453	540.653	-16,50	1.389.315	1.442.382	3,82
EGYPT	874.464	1.236.443	41,39	985.792	1.535.672	55,78
LIBYAN ARAB JAMAHIRIYA	650.942	336.228	-48,35	692.536	270.606	-60,93
MOROCCO	1.234.823	1.060.513	-14,12	1.113.650	1.210.331	8,68
TUNISIA	54.410	107.080	96,80	252.925	503.179	98,94
ALGERIA	387.094	144.743	-62,61	308.224	165.199	-46,40
SUDAN	1.975.401	479.183	-75,74	1.559.267	517.979	-66,78
NAMIBIA	49.943	210.509	321,50	60.710	203.313	234,89
ETHIOPIA	67.842	299.752	341,84	73.716	302.179	309,92
TANZANIA, UNITED REPUBLIC OF	803.062	790.145	-1,61	797.983	783.018	-1,88
MADAGASCAR	49.416	241.893	389,50	54.086	322.719	496,68
KENYA	478.860	419.228	-12,45	319.209	357.849	12,10
REUNION	2.121.820	2.403.269	13,26	3.382.219	3.972.350	17,45
MOZAMBIQUE	40.138	164.992	311,06	93.216	241.966	159,58
BOTSWANA	48.108	23.790	-50,55	53.224	22.118	-58,44
EQUATORIAL GUINEA	30.327	43.489	43,40	26.960	29.273	8,58
TOGO	30.780	12.310	-60,01	30.179	9.331	-69,08
GHANA	71.556	245.669	243,32	84.420	333.431	294,97
GUINEA	3.985	0	-100,00	26.190	0	-100,00
ANGOLA	264.621	599.984	126,73	205.561	540.304	162,84
CONGO	96.806	94.141	-2,75	130.410	103.311	-20,78
CAMEROON	101.024	52.583	-47,95	100.385	33.276	-66,85
NIGERIA	212.908	184.126	-13,52	229.202	265.483	15,83
SIERRA LEONE	18.214	0	-100,00	18.676	0	-100,00
GABON	90.606	98.553	8,77	116.334	152.750	31,30
COTE D'IVOIRE	26.184	157.320	500,82	26.588	161.350	506,85
SENEGAL	15.175	34.409	126,75	46.233	54.367	17,59
MAURITANIA	21.758	93.377	329,16	34.749	204.331	488,02
MALI	45.244	16.067	-64,49	13.228	22.649	71,22
BENIN	312.671	560.987	79,42	389.105	626.905	61,11
BURKINA FASO	0	5.836	--	0	11.990	--
GAMBIA	0	18.881	--	0	89.263	--
U.S. VIRGIN ISLANDS	120.265	138.728	15,35	344.067	225.929	-34,34
SEYCHELLES	177.770	125.023	-29,67	308.243	202.988	-34,15
UGANDA	85.590	59.345	-30,66	73.727	93.010	26,15
NIGER	11.587	0	-100,00	16.786	0	-100,00
DJIBOUTI	613.907	704.194	14,71	430.248	411.920	-4,26
SAO TOME AND PRINCIPE	6.635	0	-100,00	11.497	0	-100,00
SOUTH AFRICA	5.434.579	6.824.559	25,58	8.150.347	11.241.997	37,93
ZAMBIA	268.879	23.076	-91,42	174.704	25.304	-85,52
MAURITIUS	490.756	692.089	41,03	631.397	1.295.405	105,16
RWANDA	205.102	104.644	-48,98	220.615	106.596	-51,68
VIRGIN ISLANDS (BRITISH)	28.071	30.002	6,88	71.323	110.843	55,41
AUSTRALIA	30.573.204	29.727.375	-2,77	48.261.160	48.072.613	-0,39
NEW ZEALAND	3.204.222	2.719.012	-15,14	5.513.485	5.632.337	2,16
MICRONESIA, FEDERATED STATES C	2.199	0	-100,00	4.950	0	-100,00
GUAM	154.062	78.987	-48,73	387.309	96.654	-75,04
PALAU	2.441	1.599	-34,49	6.508	1.559	-76,04
NEW CALEDONIA	871.770	960.914	10,23	1.519.903	1.601.537	5,37
NORTHERN MARIANA ISLANDS	7.740	11.144	43,98	6.627	45.354	584,38
SAINT VINCENT AND THE GRENADIN	37.646	68.837	82,85	85.517	168.155	96,63
VANUATU	68.686	54.130	-21,19	51.978	95.569	83,86
WALLIS AND FUTUNA ISLANDS	23.839	23.269	-2,39	35.203	33.137	-5,87
AMERICAN SAMOA	10.596	15.062	42,15	16.200	83.388	414,74
COOK ISLANDS	35.760	45.862	28,25	71.681	146.113	103,84
FIJI	347.095	147.471	-57,51	682.981	217.026	-68,22
MARSHALL ISLANDS	3.105	0	-100,00	3.390	0	-100,00
SAMOA	0	15.376	--	0	35.205	--
SOLOMON ISLANDS	7.742	50	-99,35	11.517	665	-94,23
TONGA	1.626	631	-61,19	1.874	779	-58,43
EAST TIMOR	104.271	27.701	-73,43	190.442	83.712	-56,04
UNITED STATES	164.233.667	163.041.001	-0,73	454.822.323	470.482.785	3,44
CANADA	9.521.781	10.506.946	10,35	22.250.843	25.219.069	13,34
MEXICO	1.323.485	1.584.560	19,73	2.997.614	3.711.709	23,82
GUATEMALA	103.279	139.564	35,13	172.017	254.667	48,05
HONDURAS	18.882	27.567	46,00	22.045	58.052	163,33
NICARAGUA	7.921	6.310	-20,34	6.967	4.732	-32,08
PANAMA	443.277	858.924	93,77	929.044	1.646.573	77,23
CUBA	17.332	0	-100,00	29.720	0	-100,00
SURINAME	56.759	217.428	283,07	77.454	286.224	269,54
CHILE	399.356	370.399	-7,25	594.547	644.134	8,34
VENEZUELA	199.888	196.437	-1,73	394.765	452.448	14,61
ARGENTINA	451.365	644.774	42,85	925.066	1.652.678	78,66
BRAZIL	345.857	372.299	7,65	588.123	899.553	52,95
COLOMBIA	195.827	235.757	20,39	351.611	381.350	8,46
BOLIVIA	20.688	49.846	140,94	45.464	124.237	173,26

TABEL 5. PERKEMBANGAN EKSPOR INDONESIA MENURUT KOMODITI DAN NEGARA TUJUAN

JENIS BARANG	BERAT BERSIH (KG)		PERUB	NILAI FOB (US \$)		PERUB
	JAN-NOV 2006	JAN-NOV 2007	%	JAN-NOV 2006	JAN-NOV 2007	%
(1)	(2)	(3)	(4)	(5)	(6)	(7)
URUGUAY	52.141	49.785	-4,52	114.866	147.577	28,48
PARAGUAY	2.268	4.092	80,42	1.691	3.911	131,28
ECUADOR	108.394	82.451	-23,93	131.404	167.782	27,68
PERU	16.074	54.568	239,48	17.896	59.485	232,39
GUYANA	18.059	3.039	-83,17	13.881	10.387	-25,17
TRINIDAD AND TOBAGO	188.414	108.910	-42,20	236.037	225.559	-4,44
BAHAMAS	144.540	133.441	-7,68	275.853	344.558	24,91
JAMAICA	211.935	190.965	-9,89	360.243	321.181	-10,84
PUERTO RICO	985.599	840.046	-14,77	2.329.647	1.844.647	-20,82
BELIZE	30.895	812	-97,37	23.004	2.341	-89,82
DOMINICAN REPUBLIC	741.954	815.342	9,89	1.305.733	1.721.705	31,86
EL SALVADOR	42.671	30.156	-29,33	75.561	44.781	-40,74
COSTA RICA	172.957	278.824	61,21	278.734	461.195	65,46
HAITI	4.870	0	-100,00	3.548	0	-100,00
BARBADOS	167.068	72.132	-56,82	329.657	167.128	-49,30
ANTIGUA AND BARBUDA	86.258	47.764	-44,63	163.184	129.706	-20,52
ANGUILLA	26.316	39.580	50,40	62.737	86.300	37,56
ARUBA	193.637	223.438	15,39	355.608	553.368	55,61
BERMUDA	22.903	19.273	-15,85	82.598	65.214	-21,05
CAPE VERDE	0	7.448	--	0	12.572	--
CAYMAN ISLANDS	39.742	61.148	53,86	59.433	134.533	126,36
DOMINICA	11.955	13.138	9,90	36.397	25.368	-30,30
FALKLAND ISLANDS (MALVINAS)	8.048	6.049	-24,84	26.330	7.914	-69,94
FRENCH GUIANA	94.382	108.873	15,35	176.064	264.034	49,96
FRENCH POLYNESIA	992.967	1.073.852	8,15	1.453.020	2.132.911	46,79
GRENADA	6.001	22.387	273,05	17.720	44.625	151,83
MARTINIQUE	379.931	347.737	-8,47	499.637	768.910	53,89
NETHERLANDS ANTILLES	383.530	428.486	11,72	765.355	1.033.975	35,10
NORFOLK ISLANDS	26.044	33	-99,87	36.555	186	-99,49
SAINT LUCIA	91.489	41.261	-54,90	249.154	106.835	-57,12
SAN MARINO	3.744	0	-100,00	16.576	0	-100,00
TURKS AND CAICOS ISLANDS	55.555	28.513	-48,68	136.538	81.902	-40,02
GUADELOUPE	580.103	383.686	-33,86	869.471	1.009.316	16,08
SAINT KITTS AND NEVIS	3.262	9.847	201,87	8.065	39.529	390,13
UNITED KINGDOM	45.125.461	38.324.844	-15,07	68.099.454	77.708.795	14,11
NETHERLANDS	35.397.820	39.551.486	11,73	81.043.447	98.219.892	21,19
FRANCE	31.689.413	35.685.649	12,61	73.885.778	82.810.065	12,08
GERMANY, FED. REP. OF	21.078.953	23.023.608	9,23	50.615.442	54.795.347	8,26
AUSTRIA	436.971	484.145	10,80	1.216.686	1.530.564	25,80
BELGIUM	20.930.541	24.075.272	15,02	56.304.180	68.561.800	21,77
SWITZERLAND	771.995	676.721	-12,34	2.153.672	1.695.908	-21,26
LUXEMBOURG	16.679	6.728	-59,66	90.512	21.612	-76,12
MONACO	0	6.989	--	0	21.805	--
DENMARK	6.609.276	6.461.919	-2,23	19.614.239	21.230.799	8,24
NORWAY	1.945.522	3.378.252	73,64	4.737.214	7.822.407	65,13
SWEDEN	4.853.389	5.333.082	9,88	10.955.392	13.868.233	26,59
FINLAND	1.446.172	1.652.261	14,25	3.030.504	5.328.807	75,84
IRELAND	3.933.899	4.655.101	18,33	8.422.269	10.259.458	21,81
ITALY	17.822.781	17.197.470	-3,51	37.830.525	38.202.132	0,98
SPAIN	25.190.609	25.552.172	1,44	49.732.256	51.976.846	4,51
PORTUGAL	1.809.816	3.010.466	66,34	2.834.395	4.404.385	55,39
ICELAND	61.202	164.633	169,00	123.834	328.913	165,61
GREECE	3.008.670	4.193.923	39,39	6.093.535	8.878.276	45,70
VATICAN CITY STATE (HOLY SEE)	0	775	--	0	150	--
DEMOCRATIC REPUBLIC OF THE CO	55.816	232.637	316,79	60.980	235.845	286,76
HUNGARY	537.774	376.838	-29,93	730.155	813.197	11,37
POLAND	933.658	1.088.768	16,61	1.610.561	2.140.173	32,88
ROMANIA	82.288	174.361	111,89	116.600	301.124	158,25
BULGARIA	102.851	275.041	167,42	161.195	450.269	179,33
YUGOSLAVIA	42.876	37.490	-12,56	123.321	62.407	-49,39
ALBANIA	3.432	6.237	81,73	1.430	3.550	148,25
ARMENIA	39.682	19.981	-49,65	39.761	22.837	-42,56
AZERBAIJAN	0	164	--	0	1.645	--
BELARUS	399	936	134,59	386	3.300	754,92
KAZAKHSTAN	5.686	5.410	-4,85	25.194	17.740	-29,59
MOLDOVA, REPUBLIC OF	1.373	0	-100,00	1.024	0	-100,00
UKRAINE	332.022	572.696	72,49	637.756	1.250.280	96,04
UZBEKISTAN	0	1.192	--	0	6.830	--
LITHUANIA	65.335	71.269	9,08	123.114	200.030	62,48
LATVIA	126.350	337.850	167,39	345.610	807.712	133,71
ESTONIA	237.927	221.919	-6,73	375.078	485.796	29,52
GEORGIA	19.081	21.447	12,40	54.737	65.562	19,78
CROATIA	623.595	647.392	3,82	1.056.767	1.156.584	9,45
BOSNIA AND HERZEGOVINA	0	3.527	--	0	8.913	--
MALTA	125.188	198.823	58,82	265.745	504.560	89,87
SLOVAKIA	97.232	182.382	87,57	66.072	164.950	149,65
SLOVENIA	314.027	477.597	52,09	548.704	842.050	53,46
CZECH REPUBLIC	403.679	460.051	13,96	1.060.204	1.738.941	64,02

TABEL 5. PERKEMBANGAN EKSPOR INDONESIA MENURUT KOMODITI DAN NEGARA TUJUAN

JENIS BARANG	BERAT BERSIH (KG)		PERUB	NILAI FOB (US \$)		PERUB
	JAN-NOV 2006	JAN-NOV 2007	%	JAN-NOV 2006	JAN-NOV 2007	%
	(1)	(2)	(3)	(4)	(5)	(6)
REP. OF MACEDONIA	0	1.599	--	0	4.010	--
RUSSIA FEDERATION	475.417	639.302	34,47	1.040.357	1.516.632	45,78
<b>-AN ORGANIK</b>	<b>1.540.768.255</b>	<b>1.420.227.283</b>	<b>-7,82</b>	<b>432.936.635</b>	<b>388.562.864</b>	<b>-10,25</b>
JAPAN	228.087.924	154.381.692	-32,31	69.235.452	46.507.637	-32,83
HONG KONG	957.523	609.775	-36,32	183.795	128.289	-30,20
KOREA, DEMOCRATIC PEOPLE'S REI	15.024.261	0	-100,00	4.845.624	0	-100,00
KOREA, REPUBLIC OF	268.701.166	238.963.916	-11,07	69.112.648	63.961.876	-7,45
TAIWAN	434.889.706	306.782.802	-29,46	115.742.499	81.888.326	-29,25
CHINA	36.635.867	72.079.031	96,74	17.683.574	23.884.298	35,06
PAPUA NEW GUINEA	167.733	72.080	-57,03	30.916	34.919	12,95
THAILAND	81.795.660	107.317.259	31,20	26.499.745	28.216.715	6,48
SINGAPORE	42.855.610	37.779.528	-11,84	13.799.857	12.673.334	-8,16
PHILIPPINES	65.727.557	77.470.743	17,87	14.772.436	18.973.632	28,44
MALAYSIA	83.330.962	88.019.611	5,63	26.167.063	25.565.407	-2,30
MYANMAR (FORM. BURMA)	1.509.926	672.000	-55,49	439.123	283.102	-35,53
CAMBODIA	1.910	50	-97,38	16.020	1.140	-92,88
BRUNEI DARUSSALAM	6.046.000	5.949.050	-1,60	745.580	1.029.452	38,07
NEPAL	0	20.000	--	0	8.730	--
VIET NAM	54.057.467	36.217.892	-33,00	18.278.141	11.932.181	-34,72
MALDIVES	10.620	18.977	78,69	1.927	6.908	258,48
INDIA	94.877.767	145.067.331	52,90	23.130.091	38.785.339	67,68
PAKISTAN	2.278.092	4.000.811	75,62	663.003	1.195.387	80,30
BANGLADESH	18.229.815	11.296.835	-38,03	2.531.208	2.040.799	-19,37
SRI LANKA	5.016.575	7.067.634	40,89	1.648.652	1.625.936	-1,38
IRAN (ISLAMIC REPUBLIC OF)	0	200.000	--	0	182.000	--
SAUDI ARABIA	859.532	1.035.994	20,53	592.684	678.527	14,48
KUWAIT	0	23.408	--	0	56.302	--
JORDAN	0	20.000	--	0	9.750	--
OMAN	0	6	--	0	1.400	--
TURKEY	81.030	286.107	253,09	66.782	107.550	61,05
UNITED ARAB EMIRATES	66.360	771.973	1.063,31	45.274	149.680	230,61
QATAR	0	19.390	--	0	8.450	--
BAHRAIN	0	31.940	--	0	37.900	--
EGYPT	92.400	2.005.080	2.070,00	65.559	242.694	270,19
SUDAN	150.150	193.056	28,58	26.298	35.912	36,56
TANZANIA, UNITED REPUBLIC OF	2.502.551	4.751.116	89,85	229.409	418.690	82,51
MADAGASCAR	409.500	638.000	55,80	81.120	82.572	1,79
KENYA	1.701.950	4.909.000	188,43	183.832	433.440	135,78
GUINEA	44.000	72.000	63,64	6.424	31.680	393,15
NIGERIA	28.888	200.368	593,60	62.644	223.575	256,90
BENIN	0	448	--	0	300	--
SOUTH AFRICA	3.021.933	576.697	-80,92	1.010.224	373.290	-63,05
MAURITIUS	4.407.100	4.011.231	-8,98	455.855	440.967	-3,27
AUSTRALIA	58.344.053	54.114.921	-7,25	15.948.548	13.087.692	-17,94
NEW ZEALAND	1.021.026	899.757	-11,88	879.424	766.457	-12,85
FIJI	246	1.000	306,50	2.670	9.300	248,31
EAST TIMOR	480	20	-95,83	220	8	-96,36
UNITED STATES	21.768.182	19.219.475	-11,71	5.056.001	2.631.191	-47,96
CANADA	22.000	224.748	921,58	11.000	119.856	989,60
MEXICO	0	40.000	--	0	13.000	--
GUATEMALA	20.000	0	-100,00	9.000	0	-100,00
BRAZIL	27.721	1	-100,00	4.788	2	-99,96
HAITI	0	1.396	--	0	5.573	--
UNITED KINGDOM	577.089	720.172	24,79	214.697	245.137	14,18
NETHERLANDS	129.738	662.105	410,34	69.527	145.977	109,96
FRANCE	707.403	689.132	-2,58	321.382	268.770	-16,37
GERMANY, FED. REP. OF	468.184	1.519.734	224,60	158.079	1.107.135	600,37
AUSTRIA	2.969	1.000	-66,32	5.392	500	-90,73
BELGIUM	993.064	699.505	-29,56	401.408	249.349	-37,88
SWITZERLAND	0	1	--	0	16	--
DENMARK	100.003	40.000	-60,00	35.619	14.000	-60,70
NORWAY	0	25.481.610	--	0	6.328.727	--
SWEDEN	68.678	124.779	81,69	158.527	79.466	-49,87
FINLAND	239.461	340.106	42,03	93.618	133.689	42,80
ITALY	1.484.407	1.201.165	-19,08	483.479	652.064	34,87
SPAIN	398.000	492.547	23,76	135.740	187.339	38,01
PORTUGAL	88.000	44.000	-50,00	28.864	15.708	-45,58
GREECE	10	9.140	91.300,00	16	182.001	1.137.406,25
DEMOCRATIC REPUBLIC OF THE CO	40.000	40.000	0,00	12.165	16.990	39,66
POLAND	0	88.000	--	0	30.404	--
ROMANIA	700.000	0	-100,00	553.000	0	-100,00
UKRAINE	0	4	--	0	5	--
LITHUANIA	0	40.000	--	0	13.740	--
CZECH REPUBLIC	0	134	--	0	682	--
RUSSIA FEDERATION	6	0	-100,00	12	0	-100,00
<b>-ORGANIK</b>	<b>2.261.304.462</b>	<b>3.132.577.739</b>	<b>38,53</b>	<b>1.670.486.987</b>	<b>2.447.299.110</b>	<b>46,50</b>

TABEL 5. PERKEMBANGAN EKSPOR INDONESIA MENURUT KOMODITI DAN NEGARA TUJUAN

JENIS BARANG	BERAT BERSIH (KG)		PERUB	NILAI FOB (US \$)		PERUB
	JAN-NOV 2006	JAN-NOV 2007	%	JAN-NOV 2006	JAN-NOV 2007	%
	(1)	(2)	(3)	(4)	(5)	(6)
JAPAN	265.378.123	331.108.689	24,77	123.056.807	156.427.034	27,12
HONG KONG	14.979.069	17.185.396	14,73	31.648.904	27.365.085	-13,54
KOREA, REPUBLIC OF	181.064.389	204.891.028	13,16	106.568.171	145.961.922	36,97
TAIWAN	124.080.885	183.726.831	48,07	96.986.775	156.981.435	61,86
CHINA	568.978.757	849.541.446	49,31	503.070.766	537.357.979	6,82
MACAU	9	9	0,00	360	360	0,00
PAPUA NEW GUINEA	15.138	41.069	171,30	29.455	51.328	74,26
THAILAND	154.369.958	332.032.219	115,09	107.590.475	328.615.282	205,43
SINGAPORE	67.296.140	221.669.113	229,39	62.242.275	213.800.427	243,50
PHILIPPINES	37.006.143	32.607.775	-11,89	20.739.091	21.716.166	4,71
MALAYSIA	302.208.979	368.549.383	21,95	159.349.132	236.542.991	48,44
MYANMAR (FORM. BURMA)	1.621.655	1.376.099	-15,14	1.031.296	1.071.043	3,85
CAMBODIA	1.621.730	2.394.070	47,62	1.971.607	2.895.627	46,87
BRUNEI DARUSSALAM	38.157	37.995	-0,42	53.734	44.656	-16,89
LAO PEOPLE'S DEMOCRATIC REPUB	0	690	--	0	495	--
NEPAL	215.310	45.000	-79,10	224.794	41.900	-81,36
VIET NAM	44.362.673	79.671.712	79,59	35.156.621	72.944.654	107,48
MALDIVES	2.841	2.934	3,27	4.761	4.755	-0,13
INDIA	91.987.575	102.506.920	11,44	65.710.410	96.413.188	46,72
PAKISTAN	51.071.011	14.802.718	-71,02	11.558.520	18.874.327	63,29
BANGLADESH	5.548.037	3.243.825	-41,53	3.806.156	3.318.272	-12,82
SRI LANKA	474.144	2.501.612	427,61	1.110.034	3.149.564	183,74
AFGHANISTAN	50.746	0	-100,00	191.877	0	-100,00
IRAN (ISLAMIC REPUBLIC OF)	4.135.950	7.036.300	70,13	4.257.896	8.381.534	96,85
SAUDI ARABIA	2.507.526	14.803.873	490,38	3.594.058	16.639.120	362,96
KUWAIT	61.203	183.244	199,40	159.671	329.769	106,53
JORDAN	1.305.647	853.268	-34,65	955.734	616.840	-35,46
LEBANON	49.400	105.000	112,55	74.488	157.400	111,31
YEMEN	89.949	1.136	-98,74	122.583	657	-99,46
OMAN	1.852	11.513	521,65	21.700	49.168	126,58
SYRIA ARAB REPUBLIC	327.342	549.546	67,88	451.290	561.589	24,44
TURKEY	44.646.971	38.814.069	-13,06	4.805.709	36.230.137	653,90
UNITED ARAB EMIRATES	4.294.553	11.213.140	161,10	3.343.222	6.975.918	108,66
QATAR	2.731	5.241.008	191.808,02	11.394	5.671.551	49.676,65
CYPRUS	17.500	17.500	0,00	23.521	25.117	6,79
EGYPT	3.026.947	1.956.120	-35,38	2.754.277	2.068.297	-24,91
LIBYAN ARAB JAMAHIRIYA	9.349	20.794	122,42	4.487	31.354	598,77
MOROCCO	591.200	341.599	-42,22	507.806	411.830	-18,90
TUNISIA	40.000	20.000	-50,00	43.600	21.900	-49,77
ALGERIA	115.350	118.900	3,08	170.420	151.896	-10,87
SUDAN	1.951	187.812	9.526,45	19.912	138.664	596,38
ETHIOPIA	3.230	0	-100,00	52.173	0	-100,00
TANZANIA, UNITED REPUBLIC OF	256.000	824.875	222,22	108.835	581.601	434,39
MADAGASCAR	184.816	106.154	-42,56	233.624	139.943	-40,10
SOMALIA	978	0	-100,00	14.990	0	-100,00
KENYA	228.753	517.266	126,12	245.597	380.014	54,73
MOZAMBIQUE	340.000	20.000	-94,12	210.300	13.800	-93,44
TOGO	0	20.000	--	0	21.900	--
GHANA	437.480	432.720	-1,09	369.874	298.389	-19,33
GUINEA	13.455	1	-99,99	26.910	10	-99,96
ANGOLA	0	475.200	--	0	266.112	--
CAMEROON	21.600	125.200	479,63	7.236	88.900	1.128,58
NIGERIA	8.865.886	15.609.390	76,06	6.086.424	9.072.067	49,05
SIERRA LEONE	229.156	106.142	-53,68	248.137	130.556	-47,39
COTE D'IVOIRE	367.200	208.900	-43,11	136.897	138.591	1,24
SENEGAL	34.170	23.841	-30,23	25.891	40.328	55,76
BENIN	14.341	35.252	145,81	28.540	85.967	201,22
DJIBOUTI	20.000	108.000	440,00	13.200	68.400	418,18
SAINT HELENA	63.000	0	-100,00	52.486	0	-100,00
SWAZILAND	325	2.100	546,15	22.904	152.483	565,75
SOUTH AFRICA	3.141.006	5.056.928	61,00	3.126.706	5.442.421	74,06
ZIMBABWE	20.000	0	-100,00	12.000	0	-100,00
ZAMBIA	40.000	320.000	700,00	25.600	187.900	633,98
MALAWI	420.000	342.000	-18,57	259.100	247.050	-4,65
MAURITIUS	156.489	173.622	10,95	180.591	190.736	5,62
ZAIRE	28.800	0	-100,00	46.368	0	-100,00
AUSTRALIA	25.521.809	21.041.472	-17,55	25.392.146	23.223.194	-8,54
NEW ZEALAND	2.812.676	2.999.473	6,64	2.713.749	3.154.946	16,26
NEW CALEDONIA	0	1.149	--	0	1.370	--
NORTHERN MARIANA ISLANDS	21.000	0	-100,00	22.992	0	-100,00
AMERICAN SAMOA	0	1.130	--	0	5.041	--
FIJI	20.533	1.284	-93,75	24.338	4.502	-81,50
SOLOMON ISLANDS	2.148	6.308	193,67	7.705	38.857	404,31
TOKELAU	100.000	0	-100,00	102.100	0	-100,00
EAST TIMOR	211.332	113.309	-46,38	258.798	249.115	-3,74
UNITED STATES	50.961.449	47.422.369	-6,94	51.294.103	52.447.442	2,25
CANADA	2.715.844	2.746.756	1,14	2.306.395	3.210.198	39,19
MEXICO	1.306.438	1.311.840	0,41	1.680.592	2.739.309	63,00

TABEL 5. PERKEMBANGAN EKSPOR INDONESIA MENURUT KOMODITI DAN NEGARA TUJUAN

JENIS BARANG	BERAT BERSIH (KG)		PERUB	NILAI FOB (US \$)		PERUB
	JAN-NOV 2006	JAN-NOV 2007	%	JAN-NOV 2006	JAN-NOV 2007	%
	(1)	(2)	(3)	(4)	(5)	(6)
GUATEMALA	169.360	177.399	4,75	59.452	186.912	214,39
HONDURAS	21.600	0	-100,00	8.364	0	-100,00
CHILE	574.820	1.652.949	187,56	503.532	1.620.269	221,78
VENEZUELA	465.499	624.799	34,22	557.447	791.177	41,93
ARGENTINA	2.153.392	2.085.069	-3,17	1.839.093	2.304.405	25,30
BRAZIL	13.876.023	4.400.576	-68,29	8.957.573	5.000.978	-44,17
COLOMBIA	1.720.798	2.123.467	23,40	1.834.130	2.680.661	46,15
URUGUAY	57.400	108.250	88,59	562.463	572.064	1,71
PARAGUAY	95.200	81.600	-14,29	65.131	46.046	-29,30
ECUADOR	69.200	35.000	-49,42	88.280	44.680	-49,39
PERU	531.350	1.147.800	116,02	896.604	1.394.848	55,57
GUYANA	20.000	0	-100,00	19.041	0	-100,00
TRINIDAD AND TOBAGO	262	0	-100,00	2.328	0	-100,00
JAMAICA	22.337	25.975	16,29	21.502	23.366	8,67
PUERTO RICO	8.000	21.500	168,75	557.769	79.462	-85,75
DOMINICAN REPUBLIC	112.698	122.499	8,70	108.552	152.373	40,37
EL SALVADOR	19.500	1.000	-94,87	5.265	6.183	17,44
COSTA RICA	21.600	87.506	305,12	7.560	117.589	1.455,41
HAITI	38.556	0	-100,00	48.195	0	-100,00
DOMINICA	237.600	21.600	-90,91	85.496	9.878	-88,45
GRENADA	0	42.000	--	0	44.124	--
UNITED KINGDOM	11.837.705	10.935.789	-7,62	12.176.921	12.764.060	4,82
NETHERLANDS	24.677.494	31.251.363	26,64	29.750.087	37.799.199	27,06
FRANCE	3.835.781	3.052.354	-20,42	5.552.236	4.445.641	-19,93
GERMANY, FED. REP. OF	19.955.516	16.443.349	-17,60	26.365.344	24.525.606	-6,98
AUSTRIA	6.525	0	-100,00	458.967	0	-100,00
BELGIUM	50.648.304	57.564.852	13,66	69.226.278	71.530.695	3,33
SWITZERLAND	167.916	316.100	88,25	430.755	815.460	89,31
DENMARK	51.000	678.000	1.229,41	29.436	623.114	2.016,84
NORWAY	1.095.714	194.830	-82,22	980.802	208.803	-78,71
SWEDEN	1.207.998	1.664.000	37,75	1.487.291	2.090.275	40,54
FINLAND	2.028.478	1.699.856	-16,20	2.733.339	2.267.500	-17,04
IRELAND	227.684	141.939	-37,66	1.022.869	1.384.871	35,39
ITALY	23.217.686	25.564.180	10,11	22.648.356	24.243.795	7,04
SPAIN	15.539.275	20.180.616	29,87	16.787.589	21.144.034	25,95
PORTUGAL	679.115	1.086.343	59,96	651.493	1.135.667	74,32
GREECE	444.254	699.244	57,40	601.888	735.580	22,21
DEMOCRATIC REPUBLIC OF THE CO	339.112	435.563	28,44	533.137	625.772	17,38
HUNGARY	158.908	129.948	-18,22	331.621	299.421	-9,71
POLAND	225.000	4.617.499	1.952,22	327.041	5.383.259	1.546,05
ROMANIA	157.750	140.000	-11,25	206.055	192.519	-6,57
BULGARIA	637.169	434.924	-31,74	510.598	531.953	4,18
UKRAINE	704.200	605.967	-13,95	908.781	817.857	-10,01
LITHUANIA	376.500	434.980	15,53	484.249	645.030	33,20
LATVIA	105.000	122.500	16,67	131.636	176.993	34,46
ESTONIA	89.799	325.996	263,03	82.042	269.419	228,39
CROATIA	994	35.003	3.421,43	2.484	44.127	1.676,45
SLOVENIA	860.994	1.001.995	16,38	1.061.438	1.320.777	24,43
CZECH REPUBLIC	1.408.500	1.537.500	9,16	1.687.847	1.712.918	1,49
RUSSIA FEDERATION	8.248.092	8.960.024	8,63	8.327.540	9.827.377	18,01
<b>-LAINNYA</b>	<b>747.950.401</b>	<b>941.300.135</b>	<b>25,85</b>	<b>335.370.576</b>	<b>427.140.060</b>	<b>27,36</b>
JAPAN	77.342.084	67.511.141	-12,71	45.509.976	38.555.518	-15,28
HONG KONG	1.145	135.837	11.763,49	1.821	238.665	13.006,26
KOREA, REPUBLIC OF	125.868.252	142.319.502	13,07	73.228.571	90.625.380	23,76
TAIWAN	36.449.140	48.963.191	34,33	20.425.846	24.033.104	17,66
CHINA	35.284.492	66.185.493	87,58	15.312.094	35.071.945	129,05
PAPUA NEW GUINEA	0	1	--	0	7	--
THAILAND	19.268.178	40.909.629	112,32	11.998.995	25.250.415	110,44
SINGAPORE	404.050.476	546.994.931	35,38	150.245.882	201.098.977	33,85
PHILIPPINES	20.399.253	1.149.913	-94,36	10.735.128	1.271.871	-88,15
MALAYSIA	10.565.295	25.923.659	145,37	6.141.132	9.386.597	52,85
MYANMAR (FORM. BURMA)	603.400	619.662	2,70	871.727	609.403	-30,09
CAMBODIA	21	317	1.409,52	267	2.507	838,95
BRUNEI DARUSSALAM	0	16.541	--	0	17.041	--
VIET NAM	9.913	97.680	885,37	23.514	144.547	514,73
MALDIVES	3.179	251	-92,10	6.985	154	-97,80
INDIA	13.378	2.684	-79,94	19.067	8.528	-55,27
PAKISTAN	9.159	8.238	-10,06	10.338	27.775	168,67
BANGLADESH	174.654	49.360	-71,74	166.197	84.125	-49,38
SRI LANKA	16.196	16.315	0,73	38.207	40.595	6,25
JORDAN	0	24.000	--	0	56.120	--
SYRIA ARAB REPUBLIC	0	1.720	--	0	34	--
UNITED ARAB EMIRATES	6.104	29.486	383,06	16.850	45.601	170,63
SUDAN	0	72.267	--	0	122.326	--
MADAGASCAR	262	72	-72,52	100	19	-81,00
SOUTH AFRICA	18	28	55,56	33	23	-30,30
AUSTRALIA	306	91.112	29.675,16	2.719	155.080	5.603,57



TABEL 5. PERKEMBANGAN EKSPOR INDONESIA MENURUT KOMODITI DAN NEGARA TUJUAN

JENIS BARANG	BERAT BERSIH (KG)		PERUB	NILAI FOB (US \$)		PERUB
	JAN-NOV 2006	JAN-NOV 2007	%	JAN-NOV 2006	JAN-NOV 2007	%
	(1)	(2)	(3)	(4)	(5)	(6)
NEW ZEALAND	19.018	84.820	346,00	26.639	109.146	309,72
FIJI	0	364	--	0	1.523	--
UNITED STATES	15.080	69.590	361,47	29.769	156.162	424,58
SAINT LUCIA	258	0	-100,00	57	0	-100,00
UNITED KINGDOM	0	1.402	--	0	3.325	--
NETHERLANDS	117	16	-86,32	588	1.518	158,16
FRANCE	31	1	-96,77	51	2	-96,08
GERMANY, FED. REP. OF	888	20.013	2.153,72	104.686	21.962	-79,02
SWITZERLAND	101	0	-100,00	3.450	0	-100,00
DENMARK	0	899	--	0	65	--
ITALY	17.850.000	0	-100,00	449.820	0	-100,00
PORTUGAL	3	0	-100,00	67	0	-100,00
<b>PUPUK</b>	<b>93.792.620</b>	<b>627.019.188</b>	<b>568,52</b>	<b>18.940.016</b>	<b>184.081.278</b>	<b>871,92</b>
JAPAN	34.027.405	33.136.188	-2,62	4.484.619	4.304.120	-4,02
HONG KONG	13	361	2.676,92	103	613	495,15
KOREA, REPUBLIC OF	546.859	969.889	77,36	68.231	124.311	82,19
TAIWAN	478.097	856.451	79,14	83.572	131.632	57,51
CHINA	104.354	165.107	58,22	70.029	46.498	-33,60
THAILAND	7.147.849	78.097.197	992,60	1.643.668	22.924.692	1.294,73
SINGAPORE	1.516.247	764.997	-49,55	284.707	557.153	95,69
PHILIPPINES	6.449.808	138.099.053	2.041,13	1.411.297	41.798.523	2.861,71
MALAYSIA	9.567.111	146.317.598	1.429,38	2.251.461	52.126.488	2.215,23
MYANMAR (FORM. BURMA)	700.000	0	-100,00	109.029	0	-100,00
BRUNEI DARUSSALAM	0	1.000	--	0	3.630	--
LAO PEOPLE'S DEMOCRATIC REPUB	0	516	--	0	370	--
VIET NAM	28.553.647	2.660.437	-90,68	6.922.291	320.701	-95,37
MALDIVES	0	176	--	0	232	--
INDIA	1.000	145.136.039	14.513.503,90	3.000	39.074.957	1.302.398,57
PAKISTAN	0	500.000	--	0	187.500	--
BANGLADESH	0	10.000.000	--	0	2.510.000	--
SRI LANKA	0	34.430.000	--	0	10.007.310	--
JORDAN	22.000	44.000	100,00	6.820	14.960	119,35
OMAN	22.000	88.000	300,00	3.300	13.200	300,00
TURKEY	0	440.000	--	0	127.600	--
UNITED ARAB EMIRATES	44.000	300.000	581,82	6.600	75.000	1.036,36
EGYPT	200.000	0	-100,00	69.700	0	-100,00
KENYA	747.454	1.754.121	134,68	187.680	479.480	155,48
SOUTH AFRICA	0	40.000	--	0	16.000	--
AUSTRALIA	2.807.072	4.218.525	50,28	579.019	919.190	58,75
NEW ZEALAND	67.000	220.000	228,36	8.865	35.596	301,53
MICRONESIA, FEDERATED STATES C	6	0	-100,00	14	0	-100,00
UNITED STATES	273.049	614.657	125,11	59.171	637.814	977,92
CHILE	0	27.500.000	--	0	6.985.000	--
BRAZIL	21.546	107.730	400,00	60.329	338.511	461,11
GUYANA	0	40.000	--	0	16.000	--
NETHERLANDS	30.146	63.122	109,39	15.484	26.776	72,93
FRANCE	0	154.000	--	0	20.020	--
GERMANY, FED. REP. OF	950	0	-100,00	2.655	0	-100,00
AUSTRIA	72.000	0	-100,00	9.360	0	-100,00
BELGIUM	85.500	40.000	-53,22	397.800	117.200	-70,54
SWITZERLAND	52	24	-53,85	1.930	1	-99,95
IRELAND	220.000	220.000	0,00	25.300	33.000	30,43
ITALY	11.795	0	-100,00	67.482	0	-100,00
SPAIN	75.460	40.000	-46,99	105.600	107.200	1,52
BULGARIA	200	0	-100,00	900	0	-100,00
<b>PRODUK PHARMASI</b>	<b>8.613.714</b>	<b>9.741.853</b>	<b>13,10</b>	<b>114.068.596</b>	<b>160.468.181</b>	<b>40,68</b>
JAPAN	152.739	162.472	6,37	10.581.892	10.251.878	-3,12
HONG KONG	91.225	89.986	-1,36	2.459.287	2.471.386	0,49
KOREA, REPUBLIC OF	73.979	90.390	22,18	21.865.741	19.482.755	-10,90
TAIWAN	286.980	159.507	-44,42	376.069	372.270	-1,01
CHINA	25.162	49.290	95,89	263.226	2.617.431	894,37
MONGOLIA	49.005	52.889	7,93	339.114	372.339	9,80
MACAU	4.119	336	-91,84	23.094	10.451	-54,75
PAPUA NEW GUINEA	10.528	8.706	-17,31	153.655	97.544	-36,52
THAILAND	384.777	659.574	71,42	16.190.605	24.079.930	48,73
SINGAPORE	499.821	570.169	14,07	5.028.490	6.905.304	37,32
PHILIPPINES	624.546	804.540	28,82	8.618.083	12.719.060	47,59
MALAYSIA	814.313	1.419.768	74,35	2.971.478	3.924.030	32,06
MYANMAR (FORM. BURMA)	304.226	673.387	121,34	2.665.037	3.446.490	29,32
CAMBODIA	76.517	98.579	28,83	1.626.781	2.000.923	23,00
BRUNEI DARUSSALAM	16.067	20.031	24,67	92.897	73.740	-20,62
LAO PEOPLE'S DEMOCRATIC REPUB	1	1.346	134.500,00	10	68.250	682.400,00
NEPAL	10	2.428	24.180,00	50	268.096	536.092,00
VIET NAM	384.806	211.578	-45,02	5.348.118	6.869.766	28,45
MALDIVES	0	30	--	0	3.060	--
INDIA	8.026	10.026	24,92	8.515.926	22.143.138	160,02

TABEL 5. PERKEMBANGAN EKSPOR INDONESIA MENURUT KOMODITI DAN NEGARA TUJUAN

JENIS BARANG	BERAT BERSIH (KG)		PERUB	NILAI FOB (US \$)		PERUB
	JAN-NOV 2006	JAN-NOV 2007	%	JAN-NOV 2006	JAN-NOV 2007	%
	(1)	(2)	(3)	(4)	(5)	(6)
PAKISTAN	176.702	185.495	4,98	1.567.703	744.304	-52,52
BANGLADESH	82.671	43.852	-46,96	2.142.407	218.692	-89,79
SRI LANKA	2.868.110	1.852.641	-35,41	4.719.615	4.947.430	4,83
AFGHANISTAN	12.726	5.975	-53,05	323.157	176.693	-45,32
IRAQ	0	4.486	--	0	43.576	--
IRAN (ISLAMIC REPUBLIC OF)	9	0	-100,00	40	0	-100,00
SAUDI ARABIA	60.298	137.460	127,97	201.150	1.182.559	487,90
KUWAIT	558	0	-100,00	11.860	0	-100,00
JORDAN	5.684	3.503	-38,37	119.432	291.741	144,27
LEBANON	28	6.525	23.203,57	1.504	43.327	2.780,78
YEMEN	17.156	24.899	45,13	31.043	558.841	1.700,22
OMAN	310	19	-93,87	1.193	1.936	62,28
SYRIA ARAB REPUBLIC	0	22	--	0	274	--
TURKEY	0	6.486	--	0	1.150.000	--
UNITED ARAB EMIRATES	8.368	12.955	54,82	134.324	126.883	-5,54
BAHRAIN	826	438	-46,97	12.894	4.076	-68,39
EGYPT	241	4.178	1.633,61	260.050	90.144	-65,34
LIBYAN ARAB JAMAHIRIYA	0	147	--	0	22.800	--
MOROCCO	0	1.480	--	0	149.680	--
ALGERIA	3.606	3.673	1,86	1.098.100	847.440	-22,83
SUDAN	6.962	1	-99,99	82.253	9	-99,99
ERITREA	0	592	--	0	30.000	--
LESOTHO	174	167	-4,02	9.319	17.213	84,71
ETHIOPIA	2.617	29	-98,89	175.542	1.024	-99,42
TANZANIA, UNITED REPUBLIC OF	2.427	966	-60,20	122.804	11.032	-91,02
KENYA	5.423	3.294	-39,26	693	303.615	43.711,69
EQUATORIAL GUINEA	319	13.169	4.028,21	934	167.003	17.780,41
TOGO	50.597	123.651	144,38	558.949	1.429.193	155,69
GHANA	12.134	104.075	757,71	138.613	1.190.868	759,13
LIBERIA	0	2.649	--	0	157.650	--
GUINEA	8.077	1.433	-82,26	733.106	141.475	-80,70
CAMEROON	961	1.127	17,27	23.656	57.105	141,40
NIGERIA	1.022.172	1.608.339	57,35	9.245.422	13.717.656	48,37
GABON	12.166	18.548	52,46	139.108	241.264	73,44
COTE D'IVOIRE	27.775	21.296	-23,33	333.803	287.923	-13,74
SENEGAL	6.314	1.205	-80,92	28.849	61.050	111,62
MAURITANIA	0	568	--	0	58.752	--
MALI	0	1.042	--	0	31.245	--
BENIN	4.123	10.716	159,91	8.433	51.808	514,35
GUINEA BISSAU	0	126	--	0	8.793	--
CENTRAL AFRICAN REPUBLIC	0	518	--	0	51.210	--
NIGER	0	4.661	--	0	342.750	--
CHAD	0	1.398	--	0	144.585	--
DJIBOUTI	0	104	--	0	10.710	--
SAO TOME AND PRINCIPE	0	31	--	0	3.167	--
SOUTH AFRICA	15.592	18.983	21,75	927.051	374.690	-59,58
ZIMBABWE	0	4.619	--	0	412.942	--
ZAMBIA	0	2.107	--	0	106.725	--
BURUNDI	0	2.146	--	0	108.750	--
MAURITIUS	0	1.685	--	0	22.954	--
AUSTRALIA	23.154	30.944	33,64	407.237	4.645.287	1.040,68
NEW ZEALAND	112	0	-100,00	154	0	-100,00
GUAM	4	0	-100,00	2.018	0	-100,00
AMERICAN SAMOA	0	6.093	--	0	10.032	--
FIJI	357	1.579	342,30	2.340	13.087	459,27
SAMOA	1.317	245	-81,40	66.979	14.524	-78,32
SOLOMON ISLANDS	1.018	134	-86,84	1.150	10.883	846,35
EAST TIMOR	17.972	0	-100,00	110.326	0	-100,00
UNITED STATES	241.476	242.762	0,53	302.619	264.104	-12,73
CANADA	2	49.439	2.471.850,00	20	43.211	215.955,00
MEXICO	1.671	182	-89,11	568.460	580.725	2,16
GUATEMALA	1.987	0	-100,00	25.641	0	-100,00
PANAMA	6.361	552	-91,32	219.737	38.714	-82,38
CUBA	80	0	-100,00	2.670	0	-100,00
SURINAME	6.724	7.484	11,30	22.006	69.368	215,22
VENEZUELA	1.792	0	-100,00	140.703	0	-100,00
COLOMBIA	211	0	-100,00	1.745	0	-100,00
URUGUAY	0	500	--	0	128.250	--
ECUADOR	13.785	7.284	-47,16	342.824	93.514	-72,72
PERU	182	0	-100,00	14.074	0	-100,00
EL SALVADOR	1.303	0	-100,00	78.366	0	-100,00
CAPE VERDE	0	80	--	0	8.262	--
NETHERLANDS ANTILLES	1.480	0	-100,00	30.691	0	-100,00
UNITED KINGDOM	939	19.651	1.992,76	15.660	554.400	3.440,23
NETHERLANDS	26.238	8.902	-66,07	233.783	454.764	94,52
FRANCE	3.451	4.165	20,69	142.404	180.048	26,43
GERMANY, FED. REP. OF	8.167	10.720	31,26	289.316	4.438.944	1.434,29
AUSTRIA	1.255	1.802	43,59	39.200	58.505	49,25

TABEL 5. PERKEMBANGAN EKSPOR INDONESIA MENURUT KOMODITI DAN NEGARA TUJUAN

JENIS BARANG	BERAT BERSIH (KG)		PERUB	NILAI FOB (US \$)		PERUB
	JAN-NOV 2006	JAN-NOV 2007	%	JAN-NOV 2006	JAN-NOV 2007	%
	(1)	(2)	(3)	(4)	(5)	(6)
BELGIUM	2.736	6.590	140,86	126.252	78.125	-38,12
SWITZERLAND	1.959	80	-95,92	45.781	237	-99,48
NORWAY	576	682	18,40	37.003	36.960	-0,12
SWEDEN	237	230	-2,95	6.957	6.718	-3,44
FINLAND	17	120	605,88	50	6.925	13.750,00
ITALY	1.223	1.435	17,33	1.199	85.717	7.049,04
SPAIN	810	137	-83,09	200.123	20	-99,99
POLAND	20.013	7.020	-64,92	276.217	128.343	-53,54
ROMANIA	2.615	1.940	-25,81	2.595	22.701	774,80
ALBANIA	0	189	--	0	19.584	--
TAJIKISTAN	0	186	--	0	11.174	--
TURKMENISTAN	74	397	436,49	5.338	41.004	668,15
UZBEKISTAN	270	1.818	573,33	24.172	102.653	324,68
CROATIA	13	0	-100,00	26	0	-100,00
RUSSIA FEDERATION	160	0	-100,00	10.200	0	-100,00
<b>KULIT DAN BARANG DARI KULIT</b>	<b>13.237.050</b>	<b>11.216.556</b>	<b>-15,26</b>	<b>159.717.344</b>	<b>208.325.076</b>	<b>30,43</b>
JAPAN	172.549	228.328	32,33	3.720.477	6.066.434	63,06
HONG KONG	1.387.044	1.731.540	24,84	24.568.770	29.291.032	19,22
KOREA, REPUBLIC OF	573.090	451.838	-21,16	2.941.516	4.082.725	38,80
TAIWAN	520.157	298.567	-42,60	4.466.351	4.996.277	11,86
CHINA	1.391.684	1.628.296	17,00	22.337.284	34.331.669	53,70
MACAU	27.112	2.011	-92,58	41.296	74.928	81,44
PAPUA NEW GUINEA	9.020	89	-99,01	24.720	5.000	-79,77
THAILAND	547.156	597.667	9,23	8.156.406	12.020.340	47,37
SINGAPORE	1.284.890	615.754	-52,08	15.631.539	16.243.511	3,91
PHILIPPINES	42.249	24.101	-42,95	388.223	241.341	-37,83
MALAYSIA	1.302.578	1.566.565	20,27	19.926.665	26.233.186	31,65
MYANMAR (FORM. BURMA)	0	2.615	--	0	49.713	--
CAMBODIA	14.718	19.122	29,92	343.453	409.223	19,15
BRUNEI DARUSSALAM	645	1.745	170,54	44.990	976	-97,83
NEPAL	0	15	--	0	1.541	--
VIET NAM	495.304	529.434	6,89	7.157.382	8.661.183	21,01
MALDIVES	934	2.034	117,77	4.719	20.206	328,18
INDIA	846.965	609.812	-28,00	9.810.962	11.868.189	20,97
PAKISTAN	25.714	0	-100,00	31.027	0	-100,00
BANGLADESH	98.565	144.719	46,83	1.403.333	2.716.191	93,55
SRI LANKA	3.024	4.796	58,60	111.596	164.482	47,39
IRAN (ISLAMIC REPUBLIC OF)	14.872	9.033	-39,26	24.762	28.957	16,94
SAUDI ARABIA	238	4.579	1.823,95	46.894	12.917	-72,45
KUWAIT	2.400	63	-97,38	6.564	3.150	-52,01
JORDAN	1	0	-100,00	18	0	-100,00
LEBANON	12.076	13	-99,89	51.842	1.379	-97,34
SYRIA ARAB REPUBLIC	0	1.118	--	0	6.535	--
TURKEY	92.536	24.485	-73,54	68.405	31.290	-54,26
UNITED ARAB EMIRATES	304.942	28.006	-90,82	210.488	245.572	16,67
BAHRAIN	0	1	--	0	4	--
CYPRUS	0	474	--	0	382	--
EGYPT	326	42	-87,12	275	111	-59,64
TUNISIA	0	1.272	--	0	2.340	--
NAMIBIA	169	12	-92,90	560	34	-93,93
ETHIOPIA	0	75	--	0	5.650	--
TANZANIA, UNITED REPUBLIC OF	26	1.041	3.903,85	68	4.615	6.686,76
MADAGASCAR	735	0	-100,00	1.125	0	-100,00
KENYA	0	1.340	--	0	3.310	--
REUNION	5.251	149	-97,16	10.655	567	-94,68
GABON	789	0	-100,00	900	0	-100,00
SENEGAL	0	33	--	0	242	--
U.S. VIRGIN ISLANDS	34	0	-100,00	118	0	-100,00
SEYCHELLES	1.659	3	-99,82	2.022	112	-94,46
UGANDA	20	3	-85,00	418	28	-93,30
SOUTH AFRICA	1.555	9.955	540,19	7.694	29.700	286,02
ZAMBIA	33	0	-100,00	208	0	-100,00
MAURITIUS	1.342	3.230	140,69	864	10.728	1.141,67
VIRGIN ISLANDS (BRITISH)	627	0	-100,00	8.000	0	-100,00
AUSTRALIA	35.430	239.810	576,86	622.562	1.403.632	125,46
NEW ZEALAND	43.660	23.299	-46,64	43.761	58.507	33,70
MICRONESIA, FEDERATED STATES (	115	0	-100,00	259	0	-100,00
GUAM	169	44	-73,96	2.338	348	-85,12
NEW CALEDONIA	5.518	1.137	-79,39	28.297	2.911	-89,71
NORTHERN MARIANA ISLANDS	5	3	-40,00	203	207	1,97
SAINT VINCENT AND THE GRENADIN	0	75	--	0	318	--
VANUATU	0	5	--	0	75	--
AMERICAN SAMOA	0	5.498	--	0	7.796	--
COOK ISLANDS	0	1.137	--	0	1.247	--
FIJI	442	2.053	364,48	1.758	5.695	223,95
SAMOA	0	47	--	0	134	--
EAST TIMOR	422	0	-100,00	242	0	-100,00

TABEL 5. PERKEMBANGAN EKSPOR INDONESIA MENURUT KOMODITI DAN NEGARA TUJUAN

JENIS BARANG	BERAT BERSIH (KG)		PERUB	NILAI FOB (US \$)		PERUB
	JAN-NOV 2006	JAN-NOV 2007	%	JAN-NOV 2006	JAN-NOV 2007	%
	(1)	(2)	(3)	(4)	(5)	(6)
UNITED STATES	359.506	586.825	63,23	11.898.262	19.807.220	66,47
CANADA	9.863	4.616	-53,20	202.822	88.469	-56,38
MEXICO	6.318	7.529	19,17	231.825	316.867	36,68
CHILE	845	199	-76,45	2.916	650	-77,71
VENEZUELA	285	588	106,32	1.289	10.187	690,30
BRAZIL	69.735	38.400	-44,93	467.467	463.707	-0,80
COLOMBIA	80	12	-85,00	276	47	-82,97
URUGUAY	210	629	199,52	716	1.718	139,94
ECUADOR	0	15	--	0	88	--
PERU	16	0	-100,00	78	0	-100,00
BAHAMAS	258	0	-100,00	186	0	-100,00
JAMAICA	1.271	244	-80,80	12.634	1.210	-90,42
PUERTO RICO	436	603	38,30	7.058	6.317	-10,50
BELIZE	0	1.630	--	0	3.969	--
DOMINICAN REPUBLIC	1.302	8.660	565,13	2.571	15.662	509,18
COSTA RICA	123	207	68,29	802	630	-21,45
BARBADOS	35	0	-100,00	5.635	0	-100,00
ANTIGUA AND BARBUDA	3	0	-100,00	30	0	-100,00
ANGUILLA	0	10	--	0	119	--
BERMUDA	226	0	-100,00	1.579	0	-100,00
FRENCH GUIANA	48	0	-100,00	455	0	-100,00
FRENCH POLYNESIA	2.390	1.801	-24,64	12.256	5.597	-54,33
MARTINIQUE	743	80	-89,23	4.274	495	-88,42
NETHERLANDS ANTILLES	1.237	534	-56,83	27.982	7.309	-73,88
SAINT LUCIA	11	31	181,82	200	1.099	449,50
GUADELOUPE	1.425	462	-67,58	2.235	2.314	3,53
UNITED KINGDOM	72.839	21.813	-70,05	1.317.729	663.254	-49,67
NETHERLANDS	355.798	140.066	-60,63	2.739.382	1.612.755	-41,13
FRANCE	65.903	39.698	-39,76	979.090	693.971	-29,12
GERMANY, FED. REP. OF	188.450	177.122	-6,01	4.237.226	4.066.534	-4,03
AUSTRIA	1.335	1.186	-11,16	25.412	19.644	-22,70
BELGIUM	6.008	3.882	-35,39	55.878	38.190	-31,65
SWITZERLAND	1.113	8.930	702,34	41.039	95.653	133,08
DENMARK	1.825	5.187	184,22	23.857	43.027	80,35
NORWAY	1.651.037	299	-99,98	3.436.939	3.732	-99,99
SWEDEN	87.478	6.454	-92,62	325.394	127.176	-60,92
FINLAND	6.546	156	-97,62	12.803	780	-93,91
IRELAND	2.113	2.262	7,05	9.325	21.812	133,91
ITALY	441.587	544.909	23,40	6.210.805	13.212.141	112,73
SPAIN	603.518	772.779	28,05	4.968.760	7.278.330	46,48
PORTUGAL	3.236	6.959	115,05	70.241	187.239	166,57
ICELAND	9.330	0	-100,00	27.634	0	-100,00
GREECE	5.591	6.846	22,45	24.703	24.120	-2,36
HUNGARY	734	825	12,40	3.359	3.981	18,52
POLAND	1.387	5.394	288,90	18.274	147.315	706,15
BULGARIA	3.992	527	-86,80	14.341	1.191	-91,70
YUGOSLAVIA	15	29	93,33	285	360	26,32
UKRAINE	46	0	-100,00	2.815	0	-100,00
LITHUANIA	38	0	-100,00	504	0	-100,00
LATVIA	0	230	--	0	405	--
CROATIA	923	466	-49,51	4.166	1.019	-75,54
MALTA	113	149	31,86	1.503	400	-73,39
SLOVAKIA	931	100	-89,26	30.269	1.001	-96,69
CZECH REPUBLIC	8	130	1.525,00	54	732	1.255,56
<b>KACA DAN BARANG DARI KACA</b>	<b>723.037.370</b>	<b>724.428.763</b>	<b>0,19</b>	<b>359.228.681</b>	<b>393.648.707</b>	<b>9,58</b>
JAPAN	81.988.071	78.519.416	-4,23	61.049.200	70.198.754	14,99
HONG KONG	2.735.057	2.184.480	-20,13	1.223.076	4.464.996	265,06
KOREA, DEMOCRATIC PEOPLE'S REI	0	17.379	--	0	9.056	--
KOREA, REPUBLIC OF	25.044.662	30.264.206	20,84	8.688.613	11.136.161	28,17
TAIWAN	13.860.171	12.736.754	-8,11	4.924.771	5.329.997	8,23
CHINA	27.037.475	15.772.774	-41,66	16.401.891	12.748.795	-22,27
MACAU	0	126	--	0	26.063	--
PAPUA NEW GUINEA	1.094.736	2.325.595	112,43	663.455	1.202.157	81,20
THAILAND	37.421.009	42.584.493	13,80	14.138.727	18.141.642	28,31
SINGAPORE	26.643.768	14.124.718	-46,99	27.261.086	10.078.991	-63,03
PHILIPPINES	17.343.079	32.615.049	88,06	7.529.542	16.170.193	114,76
MALAYSIA	62.901.226	71.259.829	13,29	27.183.563	25.319.907	-6,86
MYANMAR (FORM. BURMA)	9.971.258	9.323.836	-6,49	2.159.958	2.937.536	36,00
CAMBODIA	955.764	1.939.389	102,92	318.309	550.715	73,01
BRUNEI DARUSSALAM	892.277	909.887	1,97	399.036	363.730	-8,85
LAO PEOPLE'S DEMOCRATIC REPUB	0	7	--	0	300	--
NEPAL	21.350	71.166	233,33	13.186	21.385	62,18
VIET NAM	13.122.568	17.050.338	29,93	7.174.153	9.931.120	38,43
MALDIVES	694.565	77.207	-88,88	265.035	189.914	-28,34
INDIA	46.385.437	40.575.201	-12,53	18.107.390	17.025.001	-5,98
PAKISTAN	7.531.619	10.298.246	36,73	4.942.811	6.807.857	37,73
BANGLADESH	5.652.121	4.407.504	-22,02	1.938.749	1.782.708	-8,05

TABEL 5. PERKEMBANGAN EKSPOR INDONESIA MENURUT KOMODITI DAN NEGARA TUJUAN

JENIS BARANG	BERAT BERSIH (KG)		PERUB	NILAI FOB (US \$)		PERUB
	JAN-NOV 2006	JAN-NOV 2007	%	JAN-NOV 2006	JAN-NOV 2007	%
	(1)	(2)	(3)	(4)	(5)	(6)
SRI LANKA	4.038.769	3.779.338	-6,42	1.568.582	1.338.145	-14,69
AFGHANISTAN	544.568	1.292.564	137,36	356.725	968.505	171,50
IRAQ	57.488	233.313	305,85	47.353	108.544	129,22
IRAN (ISLAMIC REPUBLIC OF)	2.445.401	2.398.682	-1,91	1.801.533	2.051.020	13,85
SAUDI ARABIA	3.353.323	6.349.723	89,36	1.704.499	2.785.165	63,40
ISRAEL	0	117	--	0	260	--
KUWAIT	1.602.413	2.281.778	42,40	624.944	812.702	30,04
JORDAN	1.568.084	1.529.791	-2,44	904.736	1.125.166	24,36
LEBANON	884.577	925.907	4,67	347.710	401.920	15,59
PALESTINA	19.581	0	-100,00	9.986	0	-100,00
YEMEN	1.940.272	1.423.550	-26,63	737.813	730.292	-1,02
OMAN	99.337	92.259	-7,13	54.007	59.340	9,87
SYRIA ARAB REPUBLIC	3.655.675	2.278.976	-37,66	3.359.806	2.590.098	-22,91
TURKEY	42.330.887	27.777.548	-34,38	12.742.399	10.965.804	-13,94
UNITED ARAB EMIRATES	10.327.192	20.508.501	98,59	5.476.081	11.458.085	109,24
QATAR	543.553	526.122	-3,21	268.241	376.222	40,26
BAHRAIN	164.191	423.928	158,19	55.457	136.387	145,93
CYPRUS	196.447	294.752	50,04	238.626	196.527	-17,64
EGYPT	11.259.506	10.425.921	-7,40	4.327.032	5.705.846	31,87
LIBYAN ARAB JAMAHIRIYA	180.670	395.004	118,63	102.156	136.204	33,33
MOROCCO	1.873.922	2.989.282	59,52	747.585	1.095.342	46,52
TUNISIA	29.620	597.994	1.918,89	14.628	392.803	2.585,28
ALGERIA	1.719.232	2.477.229	44,09	713.924	1.237.109	73,28
SUDAN	6.266.570	1.210.166	-80,69	2.010.197	512.247	-74,52
NAMIBIA	435	15.981	3.573,79	941	13.731	1.359,19
ETHIOPIA	255.750	236.768	-7,42	42.235	120.109	184,38
TANZANIA, UNITED REPUBLIC OF	43.889	266.563	507,36	13.579	129.029	850,21
MADAGASCAR	545.249	458.348	-15,94	191.121	199.143	4,20
KENYA	5.256.225	7.097.834	35,04	1.196.212	1.866.250	56,01
REUNION	146.795	315.688	115,05	85.231	182.680	114,34
MOZAMBIQUE	2.870.610	2.097.638	-26,93	633.237	488.313	-22,89
BOTSWANA	41	211	414,63	77	526	583,12
EQUATORIAL GUINEA	51.371	0	-100,00	15.079	0	-100,00
TOGO	115.782	145.065	25,29	49.051	61.781	25,95
GHANA	844.098	611.252	-27,59	270.091	242.449	-10,23
LIBERIA	104.836	0	-100,00	24.634	0	-100,00
GUINEA	55.957	0	-100,00	43.925	0	-100,00
ANGOLA	1.664.254	1.098.529	-33,99	526.332	377.949	-28,19
CONGO	58.634	13.752	-76,55	19.376	3.342	-82,75
CAMEROON	382.836	391.044	2,14	124.916	118.557	-5,09
NIGERIA	1.793.552	1.117.481	-37,69	582.169	475.419	-18,34
GABON	158	83.095	52.491,77	483	29.798	6.069,36
COTE D'IVOIRE	401.304	350.656	-12,62	110.214	104.615	-5,08
SENEGAL	247.417	518.550	109,59	142.620	373.533	161,91
BENIN	194.640	78.970	-59,43	56.377	25.141	-55,41
BURKINA FASO	0	24.351	--	0	9.094	--
GAMBIA	1.628	59.470	3.552,95	2.751	21.665	687,53
U.S. VIRGIN ISLANDS	407	297	-27,03	1.151	1.490	29,45
SEYCHELLES	46.243	89.691	93,96	35.112	79.041	125,11
UGANDA	140.639	334.310	137,71	52.028	133.396	156,39
DJIBOUTI	401.893	103.050	-74,36	139.265	48.896	-64,89
SAINT HELENA	0	37.979	--	0	21.466	--
SAO TOME AND PRINCIPE	0	6.631	--	0	8.280	--
SOUTH AFRICA	20.291.914	22.190.234	9,36	9.216.998	9.225.541	0,09
ZIMBABWE	99.781	132.763	33,05	47.015	92.301	96,32
ZAMBIA	27.083	37.768	39,45	19.019	31.593	66,11
MALAWI	8.392	38.700	361,15	6.871	10.292	49,79
MAURITIUS	2.312.342	2.027.361	-12,32	769.013	704.917	-8,33
RWANDA	89.964	0	-100,00	24.615	0	-100,00
VIRGIN ISLANDS (BRITISH)	9	365	3.955,56	43	1.956	4.448,84
AUSTRALIA	51.860.016	50.373.792	-2,87	25.886.168	24.735.756	-4,44
NEW ZEALAND	26.818.283	38.144.548	42,23	8.453.954	12.138.528	43,58
MICRONESIA, FEDERATED STATES (	222	308	38,74	500	840	68,00
GUAM	5.117	1.747	-65,86	8.892	3.972	-55,33
PALAU	25	756	2.924,00	94	733	679,79
NEW CALEDONIA	140.010	306.488	118,90	88.382	187.161	111,76
NORTHERN MARIANA ISLANDS	761	15	-98,03	16.077	45	-99,72
SAINT VINCENT AND THE GRENADIN	275	802	191,64	306	1.263	312,75
VANUATU	51.114	59.763	16,92	41.241	41.966	1,76
WALLIS AND FUTUNA ISLANDS	372	128	-65,59	568	296	-47,89
AMERICAN SAMOA	19.468	0	-100,00	5.841	0	-100,00
COOK ISLANDS	783	1.959	150,19	4.515	4.261	-5,63
FIJI	379.692	329.995	-13,09	203.383	167.029	-17,87
MARSHALL ISLANDS	186	0	-100,00	455	0	-100,00
SAMOA	431.648	1.364.538	216,12	179.133	556.091	210,43
SOLOMON ISLANDS	8.946	3.111	-65,22	9.352	3.666	-60,80
TONGA	6.179	0	-100,00	3.898	0	-100,00
EAST TIMOR	123.474	48.439	-60,77	55.109	28.213	-48,81

TABEL 5. PERKEMBANGAN EKSPOR INDONESIA MENURUT KOMODITI DAN NEGARA TUJUAN

JENIS BARANG	BERAT BERSIH (KG)		PERUB	NILAI FOB (US \$)		PERUB
	JAN-NOV 2006	JAN-NOV 2007	%	JAN-NOV 2006	JAN-NOV 2007	%
	(1)	(2)	(3)	(4)	(5)	(6)
UNITED STATES	34.180.130	31.521.840	-7,78	23.851.089	24.046.841	0,82
CANADA	8.206.900	3.819.269	-53,46	3.024.408	1.802.570	-40,40
MEXICO	3.837.075	3.678.537	-4,13	1.691.067	1.934.562	14,40
GUATEMALA	1.092.898	1.042.297	-4,63	503.483	577.450	14,69
HONDURAS	344.030	128.642	-62,61	131.212	48.471	-63,06
NICARAGUA	23.123	20.167	-12,78	8.553	9.031	5,59
PANAMA	3.190.240	2.690.519	-15,66	1.405.089	1.555.620	10,71
CUBA	0	251	--	0	1.853	--
SURINAME	72.894	110.961	52,22	26.696	49.915	86,98
CHILE	4.958.106	3.436.656	-30,69	2.219.841	1.884.290	-15,12
VENEZUELA	117.372	89.853	-23,45	90.804	83.651	-7,88
ARGENTINA	1.113.454	1.151.098	3,38	535.359	695.706	29,95
BRAZIL	3.234.871	3.752.915	16,01	1.275.278	1.421.038	11,43
COLOMBIA	742.752	566.184	-23,77	432.258	362.981	-16,03
BOLIVIA	134	574	328,36	178	925	419,66
URUGUAY	255.103	268.290	5,17	115.350	145.164	25,85
PARAGUAY	0	8.839	--	0	6.973	--
ECUADOR	2.401.023	1.470.444	-38,76	904.100	577.437	-36,13
PERU	3.239.484	1.423.506	-56,06	1.265.165	726.548	-42,57
GUYANA	107.359	100.236	-6,63	58.941	48.149	-18,31
TRINIDAD AND TOBAGO	1.423.855	1.792.893	25,92	487.439	604.653	24,05
BAHAMAS	3.959	1.081	-72,70	10.045	1.985	-80,24
JAMAICA	447.025	1.169.402	161,60	142.472	435.153	205,43
PUERTO RICO	1.354.084	1.304.163	-3,69	842.472	854.035	1,37
BELIZE	8.823	10.132	14,84	9.287	11.377	22,50
DOMINICAN REPUBLIC	1.081.864	427.443	-60,49	421.728	205.999	-51,15
EL SALVADOR	320.823	794.980	147,79	103.093	259.526	151,74
COSTA RICA	206.656	221.445	7,16	82.397	105.503	28,04
HAITI	176.114	113.269	-35,68	68.157	88.080	29,23
BARBADOS	483.625	83.402	-82,75	211.557	57.514	-72,81
ANTIGUA AND BARBUDA	1.636	19.919	1.117,54	1.013	13.287	1.211,65
ANGUILLA	39	21.703	55.548,72	808	16.099	1.892,45
ARUBA	22.155	21.878	-1,25	7.302	7.754	6,19
BERMUDA	0	180	--	0	774	--
CAPE VERDE	47.999	0	-100,00	14.036	0	-100,00
CAYMAN ISLANDS	0	340	--	0	178	--
DOMINICA	20.422	56.262	175,50	12.476	33.213	166,22
FALKLAND ISLANDS (MALVINAS)	586	0	-100,00	2.185	0	-100,00
FRENCH GUIANA	761	4.260	459,79	1.679	9.269	452,05
FRENCH POLYNESIA	23.897	63.442	165,48	44.106	49.366	11,93
GRENADA	16	37.682	235.412,50	59	15.906	26.859,32
MARTINIQUE	767	4.312	462,19	8.686	21.843	151,47
NETHERLANDS ANTILLES	46.589	53.717	15,30	19.043	41.489	117,87
SAINT LUCIA	116.853	65.116	-44,28	43.214	25.707	-40,51
TURKS AND CAICOS ISLANDS	1.696	38	-97,76	4.496	62	-98,62
GUADELOUPE	21.758	9.447	-56,58	15.249	26.040	70,77
SAINT KITTS AND NEVIS	14	0	-100,00	24	0	-100,00
UNITED KINGDOM	2.444.123	4.878.527	99,60	3.092.991	4.601.742	48,78
NETHERLANDS	1.511.736	1.375.013	-9,04	1.361.177	1.563.423	14,86
FRANCE	1.563.689	7.476.780	378,15	1.656.532	13.464.108	712,79
GERMANY, FED. REP. OF	1.544.013	2.265.309	46,72	2.373.786	2.810.714	18,41
AUSTRIA	43.153	7.653	-82,27	34.550	52.905	53,13
BELGIUM	672.241	265.584	-60,49	868.797	436.095	-49,80
SWITZERLAND	47.899	44.185	-7,75	147.916	119.060	-19,51
DENMARK	334.494	397.854	18,94	155.063	188.186	21,36
NORWAY	136.625	35.661	-73,90	90.247	44.564	-50,62
SWEDEN	104.913	270.817	158,13	92.359	190.030	105,75
FINLAND	129.728	332.140	156,03	106.281	253.188	138,23
IRELAND	246.633	496.477	101,30	216.672	441.696	103,85
ITALY	1.184.041	2.021.342	70,72	1.303.922	1.603.453	22,97
SPAIN	34.347.574	18.919.887	-44,92	8.562.138	6.280.897	-26,64
PORTUGAL	587.400	1.945.687	231,24	274.868	639.038	132,49
ICELAND	0	1.115	--	0	3.021	--
GREECE	1.622.127	3.322.963	104,85	685.921	1.112.570	62,20
DEMOCRATIC REPUBLIC OF THE CO	111.483	23.223	-79,17	38.360	12.511	-67,39
HUNGARY	312.152	252.080	-19,24	164.976	101.137	-38,70
POLAND	3.757.583	4.449.071	18,40	2.091.427	2.621.138	25,33
ROMANIA	41.040	261.941	538,26	42.855	245.503	472,87
BULGARIA	123.787	139.221	12,47	56.307	71.363	26,74
YUGOSLAVIA	105	23.317	22.106,67	237	12.100	5.005,49
ALBANIA	92.836	52.287	-43,68	50.166	37.599	-25,05
KAZAKHSTAN	19.666	123.968	530,37	23.075	164.672	613,64
UKRAINE	834.800	862.424	3,31	858.657	1.195.135	39,19
LITHUANIA	136.556	463.759	239,61	117.465	194.710	65,76
LATVIA	556	0	-100,00	515	0	-100,00
ESTONIA	2.816	1.027	-63,53	6.205	2.440	-60,68
GEORGIA	51	11.375	22.203,92	245	13.889	5.568,98
CROATIA	376.015	497.731	32,37	231.287	307.648	33,02

TABEL 5. PERKEMBANGAN EKSPOR INDONESIA MENURUT KOMODITI DAN NEGARA TUJUAN

JENIS BARANG	BERAT BERSIH (KG)		PERUB	NILAI FOB (US \$)		PERUB
	JAN-NOV 2006	JAN-NOV 2007	%	JAN-NOV 2006	JAN-NOV 2007	%
	(1)	(2)	(3)	(4)	(5)	(6)
BOSNIA AND HERZEGOVINA	439.134	919.224	109,33	302.346	608.456	101,24
MALTA	10.883	7.751	-28,78	10.038	12.655	26,07
SLOVAKIA	61	399	554,10	148	1.688	1.040,54
SLOVENIA	22.814	221.706	871,80	12.496	74.651	497,40
CZECH REPUBLIC	975.402	953.071	-2,29	561.370	607.838	8,28
RUSSIA FEDERATION	1.632.087	1.663.781	1,94	1.549.172	2.002.073	29,24
<b>KERTAS DAN BARANG DARI KERTA!</b>	<b>3.468.969.428</b>	<b>3.766.231.652</b>	<b>8,57</b>	<b>2.612.131.093</b>	<b>3.070.020.850</b>	<b>17,53</b>
JAPAN	343.134.161	276.323.956	-19,47	297.725.878	250.254.969	-15,94
HONG KONG	142.706.828	121.616.357	-14,78	101.965.752	92.565.040	-9,22
KOREA, DEMOCRATIC PEOPLE'S REI	3.529	26.188	642,08	6.908	21.807	215,68
KOREA, REPUBLIC OF	96.208.719	88.841.293	-7,66	69.950.075	69.947.943	0,00
TAIWAN	157.120.763	110.780.725	-29,49	92.812.961	70.820.496	-23,70
CHINA	280.250.358	238.732.981	-14,81	184.582.796	179.216.526	-2,91
MONGOLIA	107	81	-24,30	226	550	143,36
MACAU	1	1	0,00	1	1	0,00
PAPUA NEW GUINEA	2.304.998	2.419.813	4,98	2.274.396	2.359.309	3,73
THAILAND	76.489.967	95.327.579	24,63	62.075.276	79.793.430	28,54
SINGAPORE	175.304.012	164.356.877	-6,24	118.868.755	114.367.720	-3,79
PHILIPPINES	83.715.289	74.204.164	-11,36	57.329.691	63.335.466	10,48
MALAYSIA	346.367.505	350.872.218	1,30	237.595.403	263.241.385	10,79
MYANMAR (FORM. BURMA)	30.937.800	35.057.212	13,32	19.152.348	22.016.244	14,95
CAMBODIA	12.800.321	10.945.712	-14,49	8.569.774	8.924.349	4,14
BRUNEI DARUSSALAM	961.884	1.638.052	70,30	1.178.839	1.749.822	48,44
LAO PEOPLE'S DEMOCRATIC REPUB	22.353	6.757	-69,77	53.575	4.548	-91,51
NEPAL	249.994	325.015	30,01	1.392.645	2.199.120	57,91
VIET NAM	130.724.689	169.625.651	29,76	87.365.179	122.656.893	40,40
MALDIVES	792.897	1.128.273	42,30	934.660	1.482.292	58,59
INDIA	59.978.495	83.003.809	38,39	38.564.681	53.671.147	39,17
PAKISTAN	70.967.035	70.324.226	-0,91	54.072.301	53.121.084	-1,76
BANGLADESH	25.691.809	24.853.443	-3,26	18.649.143	18.884.027	1,26
SRI LANKA	69.965.104	57.564.365	-17,72	39.793.098	38.952.220	-2,11
AFGHANISTAN	230.722	883.530	282,94	331.416	1.795.080	441,64
IRAQ	28.413	45.360	59,65	45.574	68.070	49,36
IRAN (ISLAMIC REPUBLIC OF)	111.388.295	151.047.957	35,60	78.364.117	116.318.406	48,43
SAUDI ARABIA	104.612.206	134.988.705	29,04	68.265.127	104.295.461	52,78
KUWAIT	10.973.330	16.923.594	54,22	9.680.869	14.694.875	51,79
JORDAN	16.863.094	26.947.849	59,80	13.454.536	22.359.740	66,19
LEBANON	3.015.654	8.062.944	167,37	2.769.500	7.361.954	165,82
YEMEN	17.794.226	21.929.492	23,24	13.562.057	18.039.076	33,01
OMAN	4.468.402	8.556.543	91,49	3.955.367	7.543.456	90,71
SYRIA ARAB REPUBLIC	9.625.285	28.164.532	192,61	7.876.365	23.295.428	195,76
TURKEY	36.558.507	69.932.805	91,29	27.342.635	57.279.258	109,49
UNITED ARAB EMIRATES	77.842.958	103.375.308	32,80	65.421.217	94.009.246	43,70
QATAR	6.197.887	7.711.876	24,43	5.905.127	7.458.920	26,31
BAHRAIN	5.988.718	9.099.550	51,94	5.439.597	8.556.080	57,29
CYPRUS	3.128.617	4.327.125	38,31	2.607.367	3.890.549	49,21
EGYPT	31.646.796	55.539.620	75,50	22.330.448	45.726.275	104,77
LIBYAN ARAB JAMAHIRIYA	1.964.028	4.937.391	151,39	1.869.686	4.479.965	139,61
MOROCCO	599.451	955.064	59,32	616.025	869.620	41,17
TUNISIA	35.321	40.068	13,44	138.083	32.856	-76,21
ALGERIA	124.901	475.496	280,70	59.023	385.152	552,55
SUDAN	14.496.605	19.439.584	34,10	10.249.755	15.225.654	48,55
ERITREA	427.265	111.475	-73,91	266.739	107.124	-59,84
NAMIBIA	3	75.286	2.509.433,33	13	65.081	500.523,08
ETHIOPIA	966.990	567.999	-41,26	522.457	415.303	-20,51
TANZANIA, UNITED REPUBLIC OF	3.964.709	2.903.834	-26,76	2.555.414	2.054.745	-19,59
MADAGASCAR	2.913.718	4.147.633	42,35	2.778.487	3.580.274	28,86
SOMALIA	111.065	580.075	422,28	2.118.243	6.696.693	216,14
KENYA	8.037.729	12.570.292	56,39	6.467.739	10.268.868	58,77
REUNION	1.453.205	2.028.618	39,60	1.228.523	1.901.119	54,75
MOZAMBIQUE	2.797.286	2.205.288	-21,16	3.399.890	1.843.183	-45,79
BOTSWANA	0	3	--	0	9	--
EQUATORIAL GUINEA	53.910	67.614	25,42	51.552	67.136	30,23
TOGO	7.636.177	7.136.157	-6,55	6.746.935	6.227.510	-7,70
GHANA	8.702.816	10.369.293	19,15	6.773.765	8.232.517	21,54
LIBERIA	254.370	316.069	24,26	240.068	314.262	30,91
GUINEA	2.825.088	3.203.253	13,39	2.158.216	2.585.787	19,81
ANGOLA	1.141.573	1.948.363	70,67	842.079	1.641.410	94,92
CONGO	2.218.760	1.568.742	-29,30	2.055.071	1.551.786	-24,49
CAMEROON	3.094.385	3.521.773	13,81	2.748.788	3.572.558	29,97
NIGERIA	53.127.061	64.779.634	21,93	40.002.796	48.551.166	21,37
SIERRA LEONE	319.714	975.150	205,01	195.050	921.092	372,23
GABON	587.542	503.044	-14,38	530.783	550.801	3,77
COTE D'IVOIRE	1.797.804	2.673.342	48,70	1.541.991	2.193.448	42,25
SENEGAL	1.020.822	1.953.926	91,41	907.724	1.782.124	96,33
MAURITANIA	1.185.658	818.417	-30,97	1.094.211	838.894	-23,33
MALI	130.162	68.461	-47,40	186.350	52.800	-71,67

TABEL 5. PERKEMBANGAN EKSPOR INDONESIA MENURUT KOMODITI DAN NEGARA TUJUAN

JENIS BARANG	BERAT BERSIH (KG)		PERUB	NILAI FOB (US \$)		PERUB
	JAN-NOV 2006	JAN-NOV 2007	%	JAN-NOV 2006	JAN-NOV 2007	%
	(1)	(2)	(3)	(4)	(5)	(6)
BENIN	2.067.580	2.684.460	29,84	1.922.860	2.546.284	32,42
BURKINA FASO	299.672	23.421	-92,18	253.515	17.701	-93,02
GAMBIA	205.968	182.228	-11,53	165.180	173.845	5,25
U.S. VIRGIN ISLANDS	283	51	-81,98	1.007	185	-81,63
SEYCHELLES	64.828	60.080	-7,32	125.039	77.011	-38,41
UGANDA	524.647	679.445	29,51	425.064	719.966	69,38
CENTRAL AFRICAN REPUBLIC	2.035	195.961	9.529,53	2.756	206.388	7.388,68
CHAD	6.560	0	-100,00	12.400	0	-100,00
DJIBOUTI	19.049.979	16.517.961	-13,29	15.712.979	14.883.728	-5,28
SAINT HELENA	5	0	-100,00	5	0	-100,00
SAO TOME AND PRINCIPE	34.110	44.222	29,65	39.416	49.559	25,73
SOUTH AFRICA	44.043.592	52.249.821	18,63	28.764.392	41.994.098	45,99
ZIMBABWE	1.060.144	717.371	-32,33	810.884	559.628	-30,99
ZAMBIA	37.924	12.325	-67,50	27.685	11.900	-57,02
MALAWI	327.347	494.478	51,06	247.822	313.117	26,35
COMOROS	55.396	70.512	27,29	55.489	79.142	42,63
MAURITIUS	19.325.445	17.878.256	-7,49	10.807.132	11.738.033	8,61
RWANDA	20.124	20.515	1,94	37.173	35.557	-4,35
ZAIRE	6.255	0	-100,00	8.458	0	-100,00
VIRGIN ISLANDS (BRITISH)	0	1.798	--	0	6.322	--
AUSTRALIA	178.059.873	188.447.977	5,83	156.588.100	169.643.809	8,34
NEW ZEALAND	39.739.941	39.894.809	0,39	30.926.361	30.972.313	0,15
MICRONESIA, FEDERATED STATES C	455	3.006	560,66	1.263	5.396	327,24
GUAM	54.981	46.647	-15,16	117.917	83.888	-28,86
PALAU	689	1.867	170,97	3.848	2.185	-43,22
NAURU	12.340	0	-100,00	14.767	0	-100,00
NEW CALEDONIA	920.256	2.132.205	131,70	723.301	2.195.715	203,57
NORTHERN MARIANA ISLANDS	25.951	74.801	188,24	23.846	66.205	177,64
SAINT VINCENT AND THE GRENADIN	0	219	--	0	425	--
VANUATU	77.508	97.991	26,43	101.991	113.677	11,46
WALLIS AND FUTUNA ISLANDS	1.010	31	-96,93	519	75	-85,55
OTH.OCEANIA	7.997	0	-100,00	7.115	0	-100,00
AMERICAN SAMOA	61.583	0	-100,00	138.930	0	-100,00
COOK ISLANDS	21.808	19.109	-12,38	37.849	41.023	8,39
FIJI	2.829.831	2.746.421	-2,95	2.223.690	2.191.738	-1,44
KIRIBATI	0	14.918	--	0	16.288	--
SAMOA	53.709	45.221	-15,80	54.770	42.509	-22,39
SOLOMON ISLANDS	50.633	120.399	137,79	52.988	147.055	177,53
TONGA	99.291	45.346	-54,33	60.291	47.731	-20,83
TUVALU	0	644	--	0	1.135	--
EAST TIMOR	13.266	74	-99,44	10.480	26	-99,75
UNITED STATES	244.386.367	299.329.807	22,48	211.010.860	273.278.668	29,51
CANADA	49.695.860	65.617.455	32,04	40.598.378	57.875.902	42,56
MEXICO	2.622.677	3.441.456	31,22	2.346.783	3.066.028	30,65
GUATEMALA	3.032.228	1.350.913	-55,45	2.281.922	1.230.617	-46,07
HONDURAS	348.564	233.340	-33,06	302.018	291.979	-3,32
NICARAGUA	1.685.349	1.727.176	2,48	1.074.253	1.304.524	21,44
PANAMA	1.523.528	1.372.464	-9,92	1.259.643	1.292.852	2,64
CUBA	191.984	7.022.792	3.558,01	148.586	5.400.057	3.534,30
CURACAO	23.681	0	-100,00	15.932	0	-100,00
SURINAME	143.757	168.042	16,89	156.386	141.705	-9,39
CHILE	1.496.842	2.035.638	36,00	1.641.742	2.020.828	23,09
VENEZUELA	2.166.276	431.559	-80,08	2.263.252	533.897	-76,41
ARGENTINA	2.225.225	2.411.423	8,37	2.286.039	2.705.621	18,35
BRAZIL	16.763.509	22.411.538	33,69	13.124.082	18.114.466	38,02
COLOMBIA	3.020.891	3.226.213	6,80	3.267.513	3.891.804	19,11
BOLIVIA	1.076	1.698	57,81	24.412	10.949	-55,15
URUGUAY	185.332	136.625	-26,28	195.304	182.019	-6,80
PARAGUAY	338.361	240.963	-28,79	422.429	311.938	-26,16
ECUADOR	2.412.847	2.746.045	13,81	2.750.260	3.090.731	12,38
PERU	4.174.521	7.401.276	77,30	4.263.994	7.299.942	71,20
GUYANA	12.169	170.954	1.304,83	22.920	154.210	572,82
TRINIDAD AND TOBAGO	452.507	911.534	101,44	326.226	746.809	128,92
BAHAMAS	1.015	16.696	1.544,93	2.348	14.583	521,08
JAMAICA	222.409	914.818	311,32	251.407	851.036	238,51
PUERTO RICO	922.468	2.313.588	150,80	724.121	1.892.301	161,32
BELIZE	5.766	52.675	813,54	19.906	51.291	157,67
DOMINICAN REPUBLIC	832.775	870.203	4,49	747.303	844.058	12,95
EL SALVADOR	3.554.269	2.284.136	-35,74	2.358.853	1.946.962	-17,46
COSTA RICA	3.544.367	4.181.004	17,96	2.338.901	3.433.009	46,78
HAITI	500.402	106.316	-78,75	625.835	73.266	-88,29
BARBADOS	33.430	126.322	277,87	26.857	109.609	308,12
ANTIGUA AND BARBUDA	2.997	1.509	-49,65	9.705	3.227	-66,75
ANGUILLA	575	0	-100,00	869	0	-100,00
ARUBA	15.638	16.994	8,67	12.284	14.209	15,67
BERMUDA	0	436	--	0	2.445	--
CAPE VERDE	0	18.549	--	0	15.293	--
CAYMAN ISLANDS	1	3.057	305.600,00	4	18.645	466.025,00



TABEL 5. PERKEMBANGAN EKSPOR INDONESIA MENURUT KOMODITI DAN NEGARA TUJUAN

JENIS BARANG	BERAT BERSIH (KG)		PERUB	NILAI FOB (US \$)		PERUB
	JAN-NOV 2006	JAN-NOV 2007	%	JAN-NOV 2006	JAN-NOV 2007	%
	(1)	(2)	(3)	(4)	(5)	(6)
DOMINICA	24.521	3.545	-85,54	17.151	7.204	-58,00
FALKLAND ISLANDS (MALVINAS)	51.764	0	-100,00	34.190	0	-100,00
FRENCH GUIANA	1.297	5.128	295,37	1.548	7.497	384,30
FRENCH POLYNESIA	747.356	1.108.713	48,35	730.277	1.197.255	63,95
GRENADA	0	271	--	0	1.384	--
MARTINIQUE	264	133.999	50.657,20	1.539	118.171	7.578,43
NETHERLANDS ANTILLES	53.824	76.422	41,98	46.675	72.035	54,33
SAINT LUCIA	3.550	2.475	-30,28	7.380	14.858	101,33
GUADELOUPE	77.192	310.205	301,86	64.924	268.848	314,10
SAINT KITTS AND NEVIS	2.115	81	-96,17	3.536	1.123	-68,24
UNITED KINGDOM	23.940.107	29.576.023	23,54	24.401.499	31.261.727	28,11
NETHERLANDS	11.547.700	11.628.449	0,70	12.591.317	13.851.837	10,01
FRANCE	3.807.532	8.371.192	119,86	5.568.878	9.197.110	65,15
GERMANY, FED. REP. OF	3.335.118	4.250.623	27,45	6.664.249	8.554.983	28,37
AUSTRIA	2.375.805	106.480	-95,52	1.615.478	144.196	-91,07
BELGIUM	25.830.473	41.743.523	61,61	23.048.441	39.499.358	71,38
SWITZERLAND	185.165	86.932	-53,05	608.446	392.119	-35,55
LUXEMBOURG	1	47	4.600,00	110	756	587,27
DENMARK	1.017.401	753.126	-25,98	2.050.182	1.847.222	-9,90
NORWAY	562.511	575.405	2,29	988.732	1.325.152	34,03
SWEDEN	1.385.398	2.044.939	47,61	2.115.867	3.299.204	55,93
FINLAND	622.271	1.297.066	108,44	1.186.515	2.501.947	110,87
IRELAND	1.290.420	898.346	-30,38	1.662.943	1.186.047	-28,68
ITALY	22.208.871	30.973.203	39,46	18.034.051	27.699.913	53,60
SPAIN	16.926.089	30.793.702	81,93	16.016.867	27.677.660	72,80
PORTUGAL	39.321	4.360.453	10.989,37	147.324	3.253.222	2.108,21
ICELAND	13.808	248	-98,20	13.602	2.940	-78,39
GREECE	12.257.732	34.606.495	182,32	9.900.734	29.465.168	197,61
LIECHTENSTEIN	185.823	20.172	-89,14	497.395	60.221	-87,89
DEMOCRATIC REPUBLIC OF THE CO	1.705.176	2.749.783	61,26	1.466.832	2.488.347	69,64
HUNGARY	23.008	28.702	24,75	41.297	70.130	69,82
POLAND	306.074	2.380.759	677,84	569.384	1.852.209	225,30
ROMANIA	371.487	2.645.430	612,12	379.865	2.471.874	550,72
BULGARIA	100.132	179.486	79,25	120.082	150.624	25,43
YUGOSLAVIA	1.671	0	-100,00	3.350	0	-100,00
ALBANIA	109.526	291.989	166,59	104.608	306.183	192,70
ARMENIA	0	68.703	--	0	50.900	--
AZERBAIJAN	730	11.693	1.501,78	6.750	60.925	802,59
KAZAKHSTAN	24	1.120.061	4.666.820,83	38	969.166	2.550.336,84
KYRGYZSTAN	87.320	0	-100,00	62.178	0	-100,00
TAJIKISTAN	0	249	--	0	1.630	--
UKRAINE	2.624.972	2.930.795	11,65	3.090.844	3.581.952	15,89
LITHUANIA	1.000.386	865.267	-13,51	1.097.917	1.056.681	-3,76
LATVIA	389.161	331.485	-14,82	400.546	361.414	-9,77
ESTONIA	23.125	4.521	-80,45	25.006	12.891	-48,45
GEORGIA	2.393.988	2.738.028	14,37	1.681.042	2.205.613	31,21
CROATIA	172.949	322.185	86,29	152.265	326.802	114,63
BOSNIA AND HERZEGOVINA	1.864	131.573	6.958,64	1.372	131.573	9.489,87
MALTA	504.036	867.422	72,10	434.005	779.448	79,59
SLOVAKIA	136	6.782	4.886,76	1.390	14.870	969,78
SLOVENIA	966.194	1.752.363	81,37	817.583	1.482.290	81,30
CZECH REPUBLIC	19.279	29.981	55,51	57.714	81.517	41,24
RUSSIA FEDERATION	4.922.236	7.774.446	57,95	5.577.430	8.168.318	46,45
<b>-GLISEROL DAN LARUTAN ALKALI</b>	<b>16.824.694</b>	<b>34.856.028</b>	<b>107,17</b>	<b>4.638.894</b>	<b>9.190.889</b>	<b>98,13</b>
JAPAN	5.593.939	5.194.713	-7,14	1.520.315	1.374.979	-9,56
KOREA, REPUBLIC OF	258.630	18.000	-93,04	152.257	20.880	-86,29
TAIWAN	100.000	80.000	-20,00	59.130	43.516	-26,41
CHINA	7.484.529	4.555.670	-39,13	1.185.003	726.034	-38,73
PAPUA NEW GUINEA	0	823	--	0	765	--
THAILAND	408	2	-99,51	1.300	2	-99,85
SINGAPORE	0	40.000	--	0	38.800	--
PHILIPPINES	739.618	360.250	-51,29	246.955	238.847	-3,28
MALAYSIA	20.000	20.830.270	104.051,35	12.132	4.768.507	39.205,20
INDIA	201.920	1.410.800	598,69	28.268	491.895	1.640,11
BANGLADESH	20.000	0	-100,00	12.560	0	-100,00
IRAN (ISLAMIC REPUBLIC OF)	0	267.330	--	0	75.485	--
SAUDI ARABIA	380.000	100.000	-73,68	224.800	60.000	-73,31
JORDAN	140.000	0	-100,00	80.500	0	-100,00
YEMEN	20.000	60.000	200,00	12.000	36.000	200,00
TURKEY	20.000	0	-100,00	11.586	0	-100,00
UNITED ARAB EMIRATES	80.000	140.000	75,00	45.600	133.000	191,67
EGYPT	100.000	180.000	80,00	54.500	131.200	140,73
SUDAN	1.020.000	800.000	-21,57	610.000	480.000	-21,31
KENYA	0	60.000	--	0	36.600	--
GHANA	60.000	20.000	-66,67	31.200	12.200	-60,90
CAMEROON	0	16.900	--	0	16.562	--
NIGERIA	0	20.000	--	0	12.200	--

TABEL 5. PERKEMBANGAN EKSPOR INDONESIA MENURUT KOMODITI DAN NEGARA TUJUAN

JENIS BARANG	BERAT BERSIH (KG)		PERUB	NILAI FOB (US \$)		PERUB
	JAN-NOV 2006	JAN-NOV 2007	%	JAN-NOV 2006	JAN-NOV 2007	%
	(1)	(2)	(3)	(4)	(5)	(6)
SOUTH AFRICA	40.000	61.270	53,18	25.420	13.018	-48,79
AUSTRALIA	40.000	80.000	100,00	25.771	48.000	86,26
NEW ZEALAND	20.000	0	-100,00	11.400	0	-100,00
UNITED STATES	208.780	0	-100,00	120.717	0	-100,00
CANADA	256.150	239.999	-6,31	153.537	177.357	15,51
CHILE	0	40.000	--	0	47.500	--
BRAZIL	20.000	20.000	0,00	12.431	12.195	-1,90
NETHERLANDS	0	240.000	--	0	175.946	--
GERMANY, FED. REP. OF	0	20.001	--	0	19.401	--
SPAIN	720	0	-100,00	1.512	0	-100,00
<b>-MARGARIN DAN LEMAK LAINNYA</b>	<b>248.726.699</b>	<b>322.320.909</b>	<b>29,59</b>	<b>124.161.922</b>	<b>234.719.021</b>	<b>89,04</b>
JAPAN	425.202	569.353	33,90	319.868	499.356	56,11
HONG KONG	14.483.459	7.597.176	-47,55	5.572.717	4.739.421	-14,95
KOREA, REPUBLIC OF	165.343	370.503	124,08	96.411	288.817	199,57
TAIWAN	522.345	573.024	9,70	276.731	431.050	55,76
CHINA	36.326.248	150.622.672	314,64	15.530.022	93.975.981	505,12
PAPUA NEW GUINEA	1.044.635	967.851	-7,35	623.227	813.992	30,61
THAILAND	41.928	198.075	372,42	21.221	208.962	884,69
SINGAPORE	772.833	1.735.730	124,59	405.576	1.638.512	304,00
PHILIPPINES	3.826.125	7.814.348	104,24	1.794.283	5.812.495	223,95
MALAYSIA	142.978	864.403	504,57	109.195	836.630	666,18
MYANMAR (FORM. BURMA)	745.904	570.469	-23,52	460.789	484.296	5,10
CAMBODIA	43.200	61.512	42,39	19.116	37.432	95,82
VIET NAM	14.082.693	18.049.557	28,17	6.083.443	13.046.121	114,45
MALDIVES	30.605	11.964	-60,91	20.172	11.689	-42,05
INDIA	978.648	554.995	-43,29	437.727	448.889	2,55
BANGLADESH	0	42.750	--	0	27.915	--
SRI LANKA	13.789.192	15.391.240	11,62	6.150.157	10.154.544	65,11
IRAQ	59.464.899	4.641.180	-92,20	31.924.771	4.388.505	-86,25
IRAN (ISLAMIC REPUBLIC OF)	4.945	538.232	10.784,37	4.900	683.650	13.852,04
SAUDI ARABIA	2.286.407	5.471.096	139,29	1.106.150	4.106.846	271,27
KUWAIT	66.300	117.714	77,55	49.472	113.474	129,37
LEBANON	0	66.750	--	0	86.999	--
YEMEN	0	66	--	0	99	--
OMAN	60.290	40.200	-33,32	27.678	25.447	-8,06
SYRIA ARAB REPUBLIC	1.398.000	1.381.559	-1,18	653.842	1.216.341	86,03
TURKEY	1.682.200	4.385.430	160,70	833.759	4.621.604	454,31
UNITED ARAB EMIRATES	341.310	456.031	33,61	171.994	326.116	89,61
QATAR	40.500	97.800	141,48	17.618	62.695	255,86
BAHRAIN	60.630	80.640	33,00	27.424	55.307	101,67
CYPRUS	19.500	20.100	3,08	8.327	11.055	32,76
EGYPT	2.427.200	4.386.600	80,73	1.134.051	3.717.733	327,83
ALGERIA	7.281.721	10.053.599	38,07	3.435.358	7.548.607	119,73
SUDAN	882.148	888.320	0,70	452.803	641.249	41,62
NAMIBIA	21.000	73.840	251,62	11.620	38.028	227,26
ETHIOPIA	827.300	484.800	-41,40	391.934	356.559	-9,03
TANZANIA, UNITED REPUBLIC OF	831.106	549.150	-33,93	407.513	408.192	0,17
KENYA	0	39.600	--	0	27.384	--
MOZAMBIQUE	2.058.132	1.366.529	-33,60	1.037.558	917.470	-11,57
EQUATORIAL GUINEA	29.696	57.411	93,33	21.710	53.758	147,62
TOGO	1.328.467	1.464.054	10,21	709.646	1.012.980	42,74
GHANA	6.555.756	8.673.035	32,30	3.386.420	6.635.042	95,93
LIBERIA	537.454	411.000	-23,53	308.300	295.303	-4,22
GUINEA	68.214	164.937	141,79	38.686	149.910	287,50
ANGOLA	9.023.676	1.995.950	-77,88	4.609.839	1.255.579	-72,76
CONGO	847.949	1.070.009	26,19	445.554	726.090	62,96
CAMEROON	341.713	306.318	-10,36	194.569	218.905	12,51
NIGERIA	4.692.226	9.796.877	108,79	2.427.975	6.585.754	171,24
SIERRA LEONE	340.564	291.828	-14,31	167.793	220.073	31,16
GABON	64.667	49.337	-23,71	38.477	34.711	-9,79
COTE D'IVOIRE	160.000	36.400	-77,25	71.400	21.970	-69,23
SENEGAL	11.237	0	-100,00	57.608	0	-100,00
MAURITANIA	16	0	-100,00	10	0	-100,00
BENIN	11.417.523	8.353.333	-26,84	5.482.355	5.866.406	7,01
GAMBIA	148.333	20.250	-86,35	85.485	12.353	-85,55
DJIBOUTI	491.680	1.081.275	119,91	236.477	741.905	213,73
SAO TOME AND PRINCIPE	176.911	211.629	19,62	106.159	142.986	34,69
SOUTH AFRICA	3.881.081	3.839.766	-1,06	3.491.060	4.807.435	37,71
MALAWI	91.276	76.246	-16,47	49.773	53.704	7,90
MAURITIUS	13.673	16.915	23,71	9.295	17.312	86,25
ZAIRE	53.184	0	-100,00	28.778	0	-100,00
AUSTRALIA	985.030	974.707	-1,05	482.103	744.610	54,45
NEW ZEALAND	2.949.741	3.310.560	12,23	1.701.266	2.680.401	57,55
MICRONESIA, FEDERATED STATES C	5.475	0	-100,00	2.464	0	-100,00
VANUATU	8.884	5.854	-34,11	8.628	12.364	43,30
FIJI	20.001	21.200	5,99	9.901	16.006	61,66
KIRIBATI	11.099	10.296	-7,23	8.918	9.953	11,61

TABEL 5. PERKEMBANGAN EKSPOR INDONESIA MENURUT KOMODITI DAN NEGARA TUJUAN

JENIS BARANG	BERAT BERSIH (KG)		PERUB	NILAI FOB (US \$)		PERUB
	JAN-NOV 2006	JAN-NOV 2007	%	JAN-NOV 2006	JAN-NOV 2007	%
	(1)	(2)	(3)	(4)	(5)	(6)
MARSHALL ISLANDS	0	6.750	--	0	5.569	--
SOLOMON ISLANDS	17.965	80.730	349,37	20.282	72.189	255,93
TONGA	443	0	-100,00	673	0	-100,00
EAST TIMOR	32.322	0	-100,00	23.184	0	-100,00
UNITED STATES	83.305	19.875	-76,14	85.368	48.531	-43,15
CANADA	40.500	0	-100,00	20.655	0	-100,00
SURINAME	30.475	0	-100,00	28.700	0	-100,00
BRAZIL	0	66.000	--	0	85.800	--
GUYANA	40.958	0	-100,00	18.737	0	-100,00
TRINIDAD AND TOBAGO	740.757	0	-100,00	377.076	0	-100,00
JAMAICA	2.404.674	1.169.445	-51,37	1.059.614	748.553	-29,36
COSTA RICA	160.168	0	-100,00	80.735	0	-100,00
BARBADOS	160.168	0	-100,00	82.888	0	-100,00
UNITED KINGDOM	110	1	-99,09	320	2	-99,38
NETHERLANDS	1.515.840	1.000.434	-34,00	511.962	803.061	56,86
GERMANY, FED. REP. OF	776.000	280.000	-63,92	351.715	225.100	-36,00
DENMARK	0	17.800	--	0	23.318	--
FINLAND	14.457	0	-100,00	7.560	0	-100,00
SPAIN	38.000	0	-100,00	18.240	0	-100,00
GREECE	443.029	646.200	45,86	217.278	568.070	161,45
DEMOCRATIC REPUBLIC OF THE CO	870.195	1.901.813	118,55	463.539	1.351.817	191,63
HUNGARY	190.800	0	-100,00	85.096	0	-100,00
POLAND	133.500	0	-100,00	67.685	0	-100,00
ROMANIA	1.984.480	2.403.400	21,11	912.143	2.079.626	127,99
BULGARIA	562.000	1.979.189	252,17	249.695	1.849.872	640,85
AZERBAIJAN	80.000	240.000	200,00	33.200	245.200	638,55
KAZAKHSTAN	0	167.999	--	0	174.510	--
TAJIKISTAN	0	42.000	--	0	35.280	--
TURKMENISTAN	0	180.000	--	0	247.725	--
UKRAINE	3.348.373	5.151.099	53,84	3.600.691	8.653.922	140,34
UZBEKISTAN	0	22.500	--	0	28.800	--
LATVIA	0	131.085	--	0	156.260	--
ESTONIA	22.500	565.752	2.414,45	11.194	1.677.362	14.884,47
GEORGIA	18.809	64.000	240,26	11.224	67.770	503,80
SLOVENIA	325.000	245.000	-24,62	145.955	139.325	-4,54
CZECH REPUBLIC	101.250	0	-100,00	50.018	0	-100,00
RUSSIA FEDERATION	23.160.169	22.565.792	-2,57	11.828.419	20.306.387	71,67
<b>-SABUN MANDI DAN CUCI</b>	<b>434.755.742</b>	<b>443.562.036</b>	<b>2,03</b>	<b>312.681.305</b>	<b>370.242.805</b>	<b>18,41</b>
JAPAN	11.624.432	12.896.400	10,94	10.994.215	12.086.133	9,93
HONG KONG	4.773.046	4.354.152	-8,78	3.826.898	4.210.882	10,03
KOREA, DEMOCRATIC PEOPLE'S REI	24.470	97.728	299,38	24.449	109.734	348,83
KOREA, REPUBLIC OF	3.311.063	4.507.452	36,13	3.579.994	5.076.751	41,81
TAIWAN	6.413.903	6.328.198	-1,34	5.916.456	6.768.879	14,41
CHINA	37.045.353	32.800.799	-11,46	19.711.863	19.876.928	0,84
MONGOLIA	2.019.770	1.069.818	-47,03	1.036.312	898.029	-13,34
PAPUA NEW GUINEA	8.251.914	8.828.913	6,99	4.423.212	5.967.265	34,91
THAILAND	12.431.226	16.170.929	30,08	8.624.981	13.959.164	61,85
SINGAPORE	20.509.891	15.196.741	-25,91	21.940.885	16.726.645	-23,76
PHILIPPINES	11.300.221	10.873.510	-3,78	9.880.551	10.176.138	2,99
MALAYSIA	50.575.762	57.556.696	13,80	38.027.458	47.810.998	25,73
MYANMAR (FORM. BURMA)	1.460.175	3.664.017	150,93	885.958	2.854.862	222,23
CAMBODIA	41.647	119.772	187,59	40.618	127.256	213,30
BRUNEI DARUSSALAM	442.869	683.551	54,35	720.630	710.961	-1,34
NEPAL	120.021	0	-100,00	127.887	0	-100,00
VIET NAM	4.966.890	4.696.220	-5,45	5.219.361	5.652.349	8,30
MALDIVES	1.385.999	1.430.345	3,20	1.279.997	1.426.102	11,41
INDIA	12.522.955	16.746.283	33,72	8.563.134	13.510.790	57,78
PAKISTAN	4.043.461	7.964.693	96,98	4.419.505	8.235.792	86,35
BANGLADESH	167.014	1.187.226	610,85	164.785	966.767	486,68
SRI LANKA	563.487	864.657	53,45	615.391	608.869	-1,06
AFGHANISTAN	37.774	112.531	197,91	44.511	131.204	194,77
IRAQ	5.154.620	324	-99,99	4.234.334	752	-99,98
IRAN (ISLAMIC REPUBLIC OF)	569.140	259.112	-54,47	613.090	272.156	-55,61
SAUDI ARABIA	1.601.996	1.799.769	12,35	1.694.948	1.901.456	12,18
KUWAIT	90.341	193.103	113,75	91.146	203.003	122,72
JORDAN	148.972	81.315	-45,42	140.222	82.406	-41,23
LEBANON	412.208	325.903	-20,94	372.260	377.102	1,30
YEMEN	2.251.155	3.048.839	35,43	2.191.154	3.215.605	46,75
OMAN	602.280	538.068	-10,66	262.083	260.137	-0,74
SYRIA ARAB REPUBLIC	38.227	493.920	1.192,07	47.124	679.849	1.342,68
TURKEY	322.439	0	-100,00	200.671	0	-100,00
UNITED ARAB EMIRATES	11.163.415	14.642.206	31,16	8.731.998	14.449.587	65,48
QATAR	137	14.112	10.200,73	3.646	17.723	386,09
BAHRAIN	56.032	0	-100,00	55.170	0	-100,00
CYPRUS	86.096	50.124	-41,78	117.236	101.934	-13,05
EGYPT	14.382.832	5.446.857	-62,13	8.043.184	5.421.589	-32,59
LIBYAN ARAB JAMAHIRIYA	1.484.898	2.670.062	79,81	1.480.713	1.936.054	30,75

TABEL 5. PERKEMBANGAN EKSPOR INDONESIA MENURUT KOMODITI DAN NEGARA TUJUAN

JENIS BARANG	BERAT BERSIH (KG)		PERUB	NILAI FOB (US \$)		PERUB
	JAN-NOV 2006	JAN-NOV 2007	%	JAN-NOV 2006	JAN-NOV 2007	%
	(1)	(2)	(3)	(4)	(5)	(6)
MOROCCO	76	0	-100,00	181	0	-100,00
ALGERIA	8.068.914	4.216.205	-47,75	3.118.659	1.976.371	-36,63
SUDAN	1.199.093	761.899	-36,46	1.310.764	813.416	-37,94
ERITREA	413.000	662.500	60,41	258.730	556.915	115,25
NAMIBIA	1.164.916	2.225.196	91,02	1.116.017	2.525.301	126,28
ETHIOPIA	11.700.184	9.111.405	-22,13	6.093.333	5.825.252	-4,40
TANZANIA, UNITED REPUBLIC OF	2.667.418	1.798.295	-32,58	2.163.715	1.938.927	-10,39
MADAGASCAR	4.003.768	5.981.370	49,39	2.770.709	4.113.590	48,47
SOMALIA	368.545	345.000	-6,39	189.412	151.250	-20,15
KENYA	771.153	692.428	-10,21	459.662	557.748	21,34
REUNION	96	0	-100,00	238	0	-100,00
MOZAMBIQUE	5.280.369	5.245.164	-0,67	3.422.331	4.575.306	33,69
EQUATORIAL GUINEA	493.909	472.594	-4,32	396.795	402.788	1,51
TOGO	4.865.683	5.281.695	8,55	3.198.136	4.589.007	43,49
GHANA	11.202.988	16.364.246	46,07	7.651.980	12.498.896	63,34
LIBERIA	2.098.877	1.178.000	-43,87	1.419.541	961.514	-32,27
GUINEA	856.339	3.217.372	275,71	642.961	2.284.148	255,25
ANGOLA	22.270.342	17.311.797	-22,27	14.951.719	14.944.243	-0,05
CONGO	6.761.808	4.949.421	-26,80	4.135.413	3.721.206	-10,02
CAMEROON	3.417.492	4.599.223	34,58	2.377.695	3.444.073	44,85
NIGERIA	24.892.746	16.548.777	-33,52	13.273.369	12.195.516	-8,12
SIERRA LEONE	1.430.583	1.744.096	21,92	1.153.980	1.445.109	25,23
GABON	861.544	1.042.997	21,06	613.064	843.636	37,61
COTE D'IVOIRE	268.914	405.874	50,93	210.435	391.311	85,95
SENEGAL	1.215.784	829.207	-31,80	762.318	604.312	-20,73
MAURITANIA	2.571.202	2.953.905	14,88	1.845.107	2.385.906	29,31
MALI	1.135.610	1.914.889	68,62	805.778	1.305.695	62,04
BENIN	13.637.244	15.712.609	15,22	11.879.486	15.220.815	28,13
BURKINA FASO	1.102.704	1.020.726	-7,43	870.830	935.293	7,40
GUINEA BISSAU	655.365	844.808	28,91	314.541	526.300	67,32
GAMBIA	98.160	342.408	248,83	89.356	281.272	214,78
U.S. VIRGIN ISLANDS	1	0	-100,00	9	0	-100,00
SEYCHELLES	273.627	80.176	-70,70	185.295	112.733	-39,16
UGANDA	116.361	111.151	-4,48	113.320	81.181	-28,36
CENTRAL AFRICAN REPUBLIC	249.504	115.063	-53,88	189.882	93.354	-50,84
NIGER	175.497	143.872	-18,02	124.258	96.456	-22,37
CHAD	12.837	29.192	127,41	11.620	27.654	137,99
DJIBOUTI	13.177.844	14.376.915	9,10	7.488.152	9.775.625	30,55
SAO TOME AND PRINCIPE	142.886	85.719	-40,01	91.985	81.370	-11,54
SOUTH AFRICA	1.735.878	2.383.914	37,33	1.097.690	1.874.602	70,78
ZIMBABWE	53.746	29.791	-44,57	50.605	28.845	-43,00
ZAMBIA	0	118.656	--	0	89.242	--
MALAWI	8.603.508	10.238.492	19,00	3.140.524	4.202.330	33,81
COMOROS	154.134	141.884	-7,95	135.126	129.056	-4,49
BURUNDI	0	11.808	--	0	13.325	--
MAURITIUS	1.903.395	3.302.013	73,48	1.015.634	2.183.052	114,94
RWANDA	173.183	247.905	43,15	170.083	283.155	66,48
ZAIRE	113.169	0	-100,00	103.936	0	-100,00
AUSTRALIA	5.678.795	6.248.870	10,04	5.831.444	7.002.993	20,09
NEW ZEALAND	600.151	209.924	-65,02	736.373	382.370	-48,07
MICRONESIA, FEDERATED STATES (	155.377	266.338	71,41	114.407	195.705	71,06
GUAM	910	644	-29,23	2.745	3.339	21,64
PALAU	3.765	496	-86,83	3.280	595	-81,86
NEW CALEDONIA	61	8.084	13.152,46	162	11.633	7.080,86
NORTHERN MARIANA ISLANDS	22.326	0	-100,00	25.204	0	-100,00
SAINT VINCENT AND THE GRENADIN	0	8.237	--	0	8.435	--
VANUATU	308.857	351.538	13,82	210.085	287.939	37,06
WALLIS AND FUTUNA ISLANDS	0	4.198	--	0	10.595	--
OTH.OCEANIA	0	9.000	--	0	6.360	--
AMERICAN SAMOA	7.605	15.508	103,92	11.377	27.588	142,49
COOK ISLANDS	79.024	61.458	-22,23	59.809	49.082	-17,94
FIJI	4.079.526	5.108.473	25,22	2.408.923	3.692.074	53,27
KIRIBATI	402.617	136.753	-66,03	303.915	128.793	-57,62
MARSHALL ISLANDS	12.446	25.562	105,38	9.658	17.917	85,51
SAMOA	733.786	986.589	34,45	598.631	852.844	42,47
SOLOMON ISLANDS	402.434	667.028	65,75	379.054	632.408	66,84
TONGA	125.756	148.270	17,90	150.606	164.709	9,36
TUVALU	28.315	29.168	3,01	22.642	26.030	14,96
EAST TIMOR	361.390	31.029	-91,41	355.317	35.211	-90,09
UNITED STATES	1.663.222	2.168.864	30,40	1.553.195	2.394.067	54,14
CANADA	439.394	125.786	-71,37	408.948	189.325	-53,70
MEXICO	75.000	63.199	-15,73	136.385	127.131	-6,79
GUATEMALA	184.767	131.611	-28,77	172.445	127.631	-25,99
HONDURAS	55.447	55.447	0,00	45.137	45.138	0,00
PANAMA	1.832.540	1.651.743	-9,87	1.624.712	1.564.756	-3,69
SURINAME	402.216	295.556	-26,52	514.554	387.800	-24,63
CHILE	646.733	628.183	-2,87	493.961	525.030	6,29
VENEZUELA	265.229	0	-100,00	123.900	0	-100,00

TABEL 5. PERKEMBANGAN EKSPOR INDONESIA MENURUT KOMODITI DAN NEGARA TUJUAN

JENIS BARANG	BERAT BERSIH (KG)		PERUB	NILAI FOB (US \$)		PERUB
	JAN-NOV 2006	JAN-NOV 2007	%	JAN-NOV 2006	JAN-NOV 2007	%
	(1)	(2)	(3)	(4)	(5)	(6)
ARGENTINA	122.494	646.549	427,82	48.919	287.996	488,72
BRAZIL	656	66.017	9.963,57	353	75.399	21.259,49
COLOMBIA	292.673	181.311	-38,05	250.772	155.703	-37,91
BOLIVIA	925.053	1.016.666	9,90	786.020	925.267	17,72
PERU	39.880	25.920	-35,01	35.209	25.200	-28,43
GUYANA	14.688	124.157	745,30	12.750	173.640	1.261,88
TRINIDAD AND TOBAGO	250.767	212.636	-15,21	212.415	185.668	-12,59
JAMAICA	480.000	380.525	-20,72	210.300	172.785	-17,84
BELIZE	251	4.280	1.605,18	1.250	11.183	794,64
DOMINICAN REPUBLIC	177.405	214.368	20,84	169.938	221.735	30,48
EL SALVADOR	74.304	74.304	0,00	73.788	80.374	8,93
COSTA RICA	46.843	111.473	137,97	41.763	110.473	164,52
HAITI	3.195.970	5.635.857	76,34	3.058.832	5.847.809	91,18
BARBADOS	22.513	21.584	-4,13	28.441	31.724	11,54
BERMUDA	0	7	--	0	66	--
CAPE VERDE	86.381	104.990	21,54	74.508	83.237	11,72
DOMINICA	0	57.422	--	0	63.280	--
FRENCH POLYNESIA	2.065	115.710	5.503,39	3.149	77.277	2.354,02
MARTINIQUE	20.840	19	-99,91	9.950	110	-98,89
NETHERLANDS ANTILLES	98.699	247.627	150,89	85.964	204.058	137,38
GUADELOUPE	16	152	850,00	83	232	179,52
SAINT KITTS AND NEVIS	1	37	3.600,00	2	567	28.250,00
UNITED KINGDOM	834.135	864.457	3,64	937.894	1.129.151	20,39
NETHERLANDS	907.760	586.716	-35,37	1.169.907	756.092	-35,37
FRANCE	625.445	360.123	-42,42	374.605	303.669	-18,94
GERMANY, FED. REP. OF	135.122	150.248	11,19	141.645	146.359	3,33
AUSTRIA	39	3.350	8.489,74	263	3.812	1.349,43
BELGIUM	635.709	530.220	-16,59	631.597	462.713	-26,74
SWITZERLAND	602	1.054	75,08	3.993	2.485	-37,77
DENMARK	10.353	10	-99,90	20.205	40	-99,80
NORWAY	20	1.190	5.850,00	340	5.787	1.602,06
SWEDEN	122	13.953	11.336,89	456	13.590	2.880,26
FINLAND	28.951	16.342	-43,55	35.076	27.264	-22,27
IRELAND	439	24	-94,53	2.016	48	-97,62
ITALY	783.785	754.530	-3,73	512.011	588.111	14,86
SPAIN	277.443	384.097	38,44	424.666	597.973	40,81
PORTUGAL	83.877	183.958	119,32	88.045	152.171	72,83
GREECE	175.817	107.247	-39,00	230.422	124.592	-45,93
DEMOCRATIC REPUBLIC OF THE CO	4.271.082	5.717.936	33,88	3.557.048	4.542.668	27,71
HUNGARY	0	317	--	0	1.375	--
POLAND	745.285	2.348.103	215,06	385.112	1.556.571	304,19
ROMANIA	27.667	16.017	-42,11	29.777	22.053	-25,94
BULGARIA	144.014	145.476	1,02	146.383	206.378	40,98
AZERBAIJAN	16.088	0	-100,00	19.389	0	-100,00
UKRAINE	5.557.323	4.912.240	-11,61	2.581.336	3.358.320	30,10
LITHUANIA	56	194	246,43	373	1.259	237,53
LATVIA	0	70.310	--	0	102.560	--
MALTA	17.798	35.708	100,63	19.776	50.421	154,96
CZECH REPUBLIC	11.808	71.808	508,13	11.890	50.760	326,91
RUSSIA FEDERATION	287.287	702.239	144,44	193.401	506.355	161,82
<b>-BAHAN CELUP ORGANIK SINTETIK</b>	<b>31.777.698</b>	<b>32.568.432</b>	<b>2,49</b>	<b>117.974.540</b>	<b>120.387.456</b>	<b>2,05</b>
JAPAN	3.759.174	4.108.566	9,29	14.240.033	17.270.258	21,28
HONG KONG	2.189.219	2.249.286	2,74	7.375.153	9.416.790	27,68
KOREA, REPUBLIC OF	1.315.994	1.695.183	28,81	4.388.762	5.167.992	17,76
TAIWAN	2.156.298	1.548.673	-28,18	8.240.076	6.643.860	-19,37
CHINA	5.813.213	6.087.372	4,72	13.347.046	11.867.821	-11,08
THAILAND	533.380	425.939	-20,14	1.333.014	1.422.102	6,68
SINGAPORE	5.178.208	5.164.713	-0,26	26.501.877	26.140.251	-1,36
PHILIPPINES	52.391	98.579	88,16	132.230	254.228	92,26
MALAYSIA	250.070	254.428	1,74	893.600	779.020	-12,82
MYANMAR (FORM. BURMA)	480	0	-100,00	1.049	0	-100,00
CAMBODIA	74.618	0	-100,00	163.153	0	-100,00
VIET NAM	228.359	210.403	-7,86	800.793	873.452	9,07
INDIA	40.456	3.228	-92,02	177.822	34.620	-80,53
PAKISTAN	156.375	262.688	67,99	406.876	772.955	89,97
BANGLADESH	959.186	647.382	-32,51	2.150.580	1.445.679	-32,78
SRI LANKA	44.727	46.949	4,97	258.541	251.045	-2,90
IRAN (ISLAMIC REPUBLIC OF)	23.998	22.315	-7,01	49.500	63.423	28,13
SAUDI ARABIA	16.597	14.923	-10,09	35.298	12.344	-65,03
JORDAN	0	39.009	--	0	136.742	--
YEMEN	0	300	--	0	10.326	--
TURKEY	913.002	1.273.316	39,46	3.814.841	5.625.771	47,47
UNITED ARAB EMIRATES	2.000	1.140	-43,00	7.344	7.464	1,63
EGYPT	2.149	20.081	834,43	13.113	77.948	494,43
TANZANIA, UNITED REPUBLIC OF	52.542	51.174	-2,60	100.662	132.171	31,30
KENYA	11	6.019	54.618,18	9	29.620	329.011,11
NIGERIA	43.484	195.062	348,58	142.430	190.000	33,40

TABEL 5. PERKEMBANGAN EKSPOR INDONESIA MENURUT KOMODITI DAN NEGARA TUJUAN

JENIS BARANG	BERAT BERSIH (KG)		PERUB	NILAI FOB (US \$)		PERUB
	JAN-NOV 2006	JAN-NOV 2007	%	JAN-NOV 2006	JAN-NOV 2007	%
	(1)	(2)	(3)	(4)	(5)	(6)
SOUTH AFRICA	14.320	5.420	-62,15	56.768	32.618	-42,54
MAURITIUS	0	893	--	0	2.740	--
AUSTRALIA	28.979	54.957	89,64	133.140	168.557	26,60
NEW ZEALAND	1.808	5.438	200,77	16.264	50.287	209,19
NEW CALEDONIA	40.000	0	-100,00	48.548	0	-100,00
FIJI	720	1.590	120,83	12.096	27.768	129,56
EAST TIMOR	200	0	-100,00	1.200	0	-100,00
UNITED STATES	3.037.412	2.743.563	-9,67	7.294.501	6.886.946	-5,59
CANADA	6.897	3.629	-47,38	43.473	24.819	-42,91
MEXICO	382.029	274.686	-28,10	1.674.606	1.451.492	-13,32
HONDURAS	50.000	14.000	-72,00	150.000	45.641	-69,57
NICARAGUA	1.000	0	-100,00	6.620	0	-100,00
PANAMA	0	30.239	--	0	186.480	--
CHILE	7.997	4.498	-43,75	24.315	14.170	-41,72
ARGENTINA	27.994	9.994	-64,30	91.840	74.838	-18,51
BRAZIL	479.849	487.906	1,68	2.558.461	2.603.970	1,78
COLOMBIA	500	1.300	160,00	2.300	7.410	222,17
PERU	550	760	38,18	4.928	5.317	7,89
UNITED KINGDOM	99.133	113.445	14,44	451.563	486.247	7,68
NETHERLANDS	9.228	85.319	824,57	93.258	426.425	357,25
FRANCE	16	1.221	7.531,25	66	38.316	57.954,55
GERMANY, FED. REP. OF	2.409.504	1.999.731	-17,01	15.600.366	11.997.294	-23,10
BELGIUM	94.378	163.148	72,87	511.228	1.023.668	100,24
SWITZERLAND	103.139	109.152	5,83	497.474	555.184	11,60
SWEDEN	0	705.599	--	0	551.153	--
ITALY	256.226	222.359	-13,22	852.919	613.652	-28,05
SPAIN	736.455	959.730	30,32	2.644.655	3.914.707	48,02
PORTUGAL	11.999	0	-100,00	46.360	0	-100,00
HUNGARY	400	0	-100,00	1.772	0	-100,00
POLAND	134.711	127.402	-5,43	422.142	510.368	20,90
ROMANIA	4.226	6.247	47,82	18.130	28.454	56,94
YUGOSLAVIA	1	0	-100,00	11	0	-100,00
LATVIA	30.596	0	-100,00	136.394	0	-100,00
CZECH REPUBLIC	1.500	0	-100,00	5.340	0	-100,00
RUSSIA FEDERATION	0	9.478	--	0	33.053	--
<b>-PREPARAT PEMBASMI KUMAN, DLL</b>	<b>40.543.019</b>	<b>111.762.504</b>	<b>175,66</b>	<b>81.301.014</b>	<b>97.422.988</b>	<b>19,83</b>
JAPAN	2.842.477	3.742.326	31,66	4.848.564	5.166.144	6,55
HONG KONG	85.649	73.880	-13,74	286.475	141.519	-50,60
KOREA, REPUBLIC OF	540.173	418.508	-22,52	992.084	789.196	-20,45
TAIWAN	1.356.219	833.541	-38,54	2.109.583	1.719.988	-18,47
CHINA	806.266	65.991.535	8.084,83	6.706.865	11.729.025	74,88
PAPUA NEW GUINEA	156.527	202.966	29,67	177.622	148.297	-16,51
THAILAND	5.889.178	7.444.383	26,41	10.319.234	12.844.255	24,47
SINGAPORE	6.195.249	5.705.537	-7,90	9.240.273	13.356.316	44,54
PHILIPPINES	2.925.797	5.402.541	84,65	6.390.264	8.515.457	33,26
MALAYSIA	4.214.176	4.313.883	2,37	11.064.312	8.620.971	-22,08
MYANMAR (FORM. BURMA)	246.660	399.363	61,91	160.566	251.207	56,45
BRUNEI DARUSSALAM	1.235	3.352	171,42	2.960	10.141	242,60
NEPAL	9.300	0	-100,00	6.060	0	-100,00
VIET NAM	1.155.560	982.819	-14,95	6.691.865	6.404.225	-4,30
MALDIVES	54.863	76.431	39,31	92.983	133.402	43,47
INDIA	208.134	68.480	-67,10	155.919	58.545	-62,45
PAKISTAN	2.504.207	2.866.012	14,45	2.678.415	2.466.796	-7,90
BANGLADESH	709.130	526.668	-25,73	1.165.511	976.477	-16,22
SRI LANKA	91.834	56.479	-38,50	270.551	136.144	-49,68
SAUDI ARABIA	8.640	6.995	-19,04	111.961	88.886	-20,61
JORDAN	617	3.593	482,33	8.942	44.431	396,88
LEBANON	154.551	230.921	49,41	164.605	242.751	47,47
YEMEN	5.885	4.202	-28,60	21.453	16.056	-25,16
OMAN	597	360	-39,70	6.121	5.181	-15,36
TURKEY	4	0	-100,00	3	0	-100,00
UNITED ARAB EMIRATES	97.719	47.554	-51,34	76.155	67.141	-11,84
EGYPT	0	58.981	--	0	255.339	--
LIBYAN ARAB JAMAHIRIYA	0	126.282	--	0	141.576	--
ALGERIA	20.820	0	-100,00	22.069	0	-100,00
SUDAN	36.476	26.675	-26,87	168.572	112.401	-33,32
TANZANIA, UNITED REPUBLIC OF	93.810	247.014	163,31	98.824	186.628	88,85
MADAGASCAR	848.600	319.620	-62,34	604.694	242.971	-59,82
KENYA	252.497	235.166	-6,86	252.157	177.038	-29,79
REUNION	47.541	20.260	-57,38	28.910	13.536	-53,18
MOZAMBIQUE	63.360	0	-100,00	42.998	0	-100,00
EQUATORIAL GUINEA	4.130	4.273	3,46	11.381	5.452	-52,10
TOGO	160.739	140.685	-12,48	122.331	120.875	-1,19
GHANA	317.837	187.572	-40,98	234.816	148.894	-36,59
LIBERIA	0	21.600	--	0	15.696	--
GUINEA	43.200	22.558	-47,78	22.688	19.667	-13,32
ANGOLA	0	20.250	--	0	17.775	--

TABEL 5. PERKEMBANGAN EKSPOR INDONESIA MENURUT KOMODITI DAN NEGARA TUJUAN

JENIS BARANG	BERAT BERSIH (KG)		PERUB	NILAI FOB (US \$)		PERUB
	JAN-NOV 2006	JAN-NOV 2007	%	JAN-NOV 2006	JAN-NOV 2007	%
	(1)	(2)	(3)	(4)	(5)	(6)
CONGO	42.600	0	-100,00	27.936	0	-100,00
CAMEROON	20.690	0	-100,00	16.990	0	-100,00
NIGERIA	1.541	20.000	1.197,86	1.433	20.000	1.295,67
COTE D'IVOIRE	328.777	156.335	-52,45	317.066	142.686	-55,00
SENEGAL	12.856	9.600	-25,33	43.397	23.040	-46,91
BENIN	16.905	11.777	-30,33	32.126	49.440	53,89
GAMBIA	3.643	30.140	727,34	7.259	80.374	1.007,23
SEYCHELLES	57	0	-100,00	4.396	0	-100,00
UGANDA	108.000	172.800	60,00	69.984	112.176	60,29
NIGER	20.160	0	-100,00	12.816	0	-100,00
SOUTH AFRICA	901.825	792.374	-12,14	1.027.165	866.774	-15,61
ZIMBABWE	105.118	0	-100,00	25.670	0	-100,00
ZAMBIA	20.159	0	-100,00	14.820	0	-100,00
MALAWI	182.840	82.080	-55,11	106.138	50.544	-52,38
COMOROS	14.738	9.895	-32,86	16.879	8.001	-52,60
MAURITIUS	564.785	181.110	-67,93	612.183	233.668	-61,83
VIRGIN ISLANDS (BRITISH)	189	0	-100,00	2.924	0	-100,00
AUSTRALIA	851.458	314.011	-63,12	618.840	295.144	-52,31
NEW ZEALAND	15.188	16.611	9,37	685.330	639.536	-6,68
MICRONESIA, FEDERATED STATES (	5.933	0	-100,00	17.058	0	-100,00
GUAM	2.250	2.250	0,00	5.868	3.931	-33,01
NEW CALEDONIA	32.594	17.640	-45,88	60.026	27.328	-54,47
VANUATU	8.329	3.673	-55,90	8.078	3.980	-50,73
WALLIS AND FUTUNA ISLANDS	0	4.215	--	0	10.734	--
AMERICAN SAMOA	37.768	21.825	-42,21	97.447	32.440	-66,71
COOK ISLANDS	7.777	11.496	47,82	7.474	10.249	37,13
FIJI	116.847	216.459	85,25	103.751	207.936	100,42
KIRIBATI	0	2.048	--	0	1.420	--
SAMOA	237.644	226.639	-4,63	198.072	178.485	-9,89
SOLOMON ISLANDS	722	1.997	176,59	849	6.010	607,89
TONGA	26.057	18.321	-29,69	18.133	15.217	-16,08
TUVALU	525	0	-100,00	357	0	-100,00
EAST TIMOR	2.563	8	-99,69	1.525	20	-98,69
UNITED STATES	17.488	853.579	4.780,94	1.218.142	1.543.550	26,71
CANADA	4.518	0	-100,00	12.520	0	-100,00
MEXICO	1.475.764	4.326.204	193,15	1.860.627	5.154.852	177,05
GUATEMALA	294.355	279.689	-4,98	270.085	239.488	-11,33
HONDURAS	967.940	240.351	-75,17	799.875	207.144	-74,10
NICARAGUA	232.475	207.121	-10,91	191.669	175.340	-8,52
PANAMA	20.250	0	-100,00	16.407	0	-100,00
CUBA	0	18.270	--	0	16.443	--
SURINAME	1.246	1.991	59,79	21.248	22.396	5,40
ARGENTINA	44.200	0	-100,00	29.622	0	-100,00
BRAZIL	1	750	74.900,00	1	300	29.900,00
PERU	12.966	7.707	-40,56	150.596	16.644	-88,95
TRINIDAD AND TOBAGO	63.497	54.163	-14,70	59.302	44.868	-24,34
JAMAICA	189.611	293.856	54,98	271.911	360.112	32,44
PUERTO RICO	36.164	0	-100,00	37.136	0	-100,00
BELIZE	90	256	184,44	1.199	3.861	222,02
DOMINICAN REPUBLIC	72.328	253.148	250,00	73.163	222.349	203,91
EL SALVADOR	240.691	199.289	-17,20	213.666	183.182	-14,27
COSTA RICA	36.147	53.132	46,99	48.383	64.994	34,33
HAITI	188.554	907.731	381,42	144.124	606.321	320,69
BARBADOS	54.246	27.123	-50,00	56.651	23.680	-58,20
FRENCH GUIANA	15.566	7.831	-49,69	30.616	14.997	-51,02
FRENCH POLYNESIA	57.291	123.409	115,41	61.347	99.728	62,56
GRENADA	0	9.041	--	0	6.520	--
MARTINIQUE	7.980	7.050	-11,65	14.100	11.867	-15,84
NETHERLANDS ANTILLES	1.553	698	-55,05	7.992	9.343	16,90
GUADELOUPE	0	8.030	--	0	11.188	--
UNITED KINGDOM	43	502	1.067,44	230	4.238	1.742,61
NETHERLANDS	201	24.259	11.969,15	466	25.456	5.362,66
FRANCE	10.135	72.894	619,23	12.438	104.525	740,37
GERMANY, FED. REP. OF	22.390	24.391	8,94	48.565	65.764	35,41
AUSTRIA	200	0	-100,00	100	0	-100,00
BELGIUM	0	2.418	--	0	16.623	--
SWITZERLAND	125	2.000	1.500,00	4.505	10.800	139,73
MONACO	0	49.320	--	0	70.495	--
DENMARK	64.872	0	-100,00	43.192	0	-100,00
NORWAY	40	0	-100,00	128	0	-100,00
SWEDEN	4.136	1.200	-70,99	16.664	3.556	-78,66
FINLAND	0	80.268	--	0	111.909	--
IRELAND	84	0	-100,00	40	0	-100,00
ITALY	230.904	360.596	56,17	5.761.245	9.407.696	63,29
SPAIN	7	350	4.900,00	20	2.520	12.500,00
GREECE	72.318	87.158	20,52	87.369	137.459	57,33
DEMOCRATIC REPUBLIC OF THE CO	201.600	20.160	-90,00	134.640	13.248	-90,16
LATVIA	60.848	0	-100,00	80.254	0	-100,00

TABEL 5. PERKEMBANGAN EKSPOR INDONESIA MENURUT KOMODITI DAN NEGARA TUJUAN

JENIS BARANG	BERAT BERSIH (KG)		PERUB	NILAI FOB (US \$)		PERUB
	JAN-NOV 2006	JAN-NOV 2007	%	JAN-NOV 2006	JAN-NOV 2007	%
	(1)	(2)	(3)	(4)	(5)	(6)
<b>-DAMAR TIRUAN, BAHAN PLASTIK</b>	<b>1.115.121.261</b>	<b>1.122.755.836</b>	<b>0,68</b>	<b>1.588.034.778</b>	<b>1.739.454.829</b>	<b>9,54</b>
JAPAN	215.314.566	199.507.230	-7,34	341.294.617	342.880.893	0,46
HONG KONG	59.064.275	40.113.336	-32,09	54.943.188	53.448.889	-2,72
KOREA, DEMOCRATIC PEOPLE'S REI	12.873	11.257	-12,55	32.267	22.810	-29,31
KOREA, REPUBLIC OF	14.043.665	9.705.100	-30,89	22.273.310	19.299.733	-13,35
TAIWAN	16.037.845	14.500.584	-9,59	28.341.698	29.971.978	5,75
CHINA	99.779.233	97.741.626	-2,04	91.654.646	89.694.369	-2,14
MONGOLIA	116	683	488,79	391	1.774	353,71
MACAU	79.391	63.656	-19,82	49.473	30.344	-38,67
PAPUA NEW GUINEA	902.823	1.456.675	61,35	2.346.355	2.178.883	-7,14
THAILAND	15.599.523	23.827.950	52,75	42.677.896	54.753.773	28,30
SINGAPORE	76.212.210	70.402.492	-7,62	108.520.046	116.178.638	7,06
PHILIPPINES	21.030.777	22.621.370	7,56	45.920.235	49.027.429	6,77
MALAYSIA	82.316.585	104.017.906	26,36	111.280.873	148.802.519	33,72
MYANMAR (FORM. BURMA)	4.018.991	3.926.766	-2,29	2.959.892	3.922.993	32,54
CAMBODIA	48.522	150.213	209,58	172.547	1.023.069	492,92
BRUNEI DARUSSALAM	430.959	481.022	11,62	584.149	558.481	-4,39
LAO PEOPLE'S DEMOCRATIC REPUB	0	1.180	--	0	13.730	--
NEPAL	233.485	152.134	-34,84	381.983	245.130	-35,83
VIET NAM	27.095.574	41.430.407	52,90	37.955.568	54.442.153	43,44
MALDIVES	123.035	211.330	71,76	243.306	505.389	107,72
INDIA	38.003.065	39.601.710	4,21	37.382.259	45.189.784	20,89
PAKISTAN	5.314.916	4.146.668	-21,98	8.298.645	8.410.137	1,34
BANGLADESH	24.768.186	24.230.277	-2,17	22.399.481	25.953.984	15,87
SRI LANKA	6.748.694	7.388.068	9,47	7.987.237	10.778.440	34,95
IRAN (ISLAMIC REPUBLIC OF)	121.193	53.029	-56,24	602.706	96.530	-83,98
SAUDI ARABIA	4.947.756	3.847.638	-22,23	10.646.221	11.285.487	6,00
KUWAIT	473.375	1.585.968	235,03	1.160.059	2.513.058	116,63
JORDAN	187.081	134.531	-28,09	324.037	260.642	-19,56
LEBANON	906.944	874.836	-3,54	1.565.296	1.592.941	1,77
YEMEN	1.005.740	1.477.416	46,90	1.629.641	2.199.307	34,96
OMAN	540.668	348.657	-35,51	854.348	647.488	-24,21
SYRIA ARAB REPUBLIC	513.721	764.422	48,80	802.155	1.646.427	105,25
TURKEY	41.385.758	65.745.792	58,86	34.973.301	64.554.129	84,58
UNITED ARAB EMIRATES	14.304.638	8.914.425	-37,68	18.776.522	17.645.764	-6,02
QATAR	66.098	121.803	84,28	223.244	404.041	80,99
BAHRAIN	1.596.619	4.065.420	154,63	1.324.333	3.738.850	182,32
CYPRUS	29.368	65.355	122,54	75.320	154.632	105,30
EGYPT	8.930.853	9.038.710	1,21	8.952.068	9.389.791	4,89
LIBYAN ARAB JAMAHIRIYA	59.083	150.576	154,86	191.521	455.629	137,90
MOROCCO	110.327	358.846	225,26	141.025	1.450.186	928,32
TUNISIA	66.089	65.611	-0,72	143.028	162.292	13,47
ALGERIA	144	500.030	347.143,06	753	610.332	80.953,39
SUDAN	266.988	226.989	-14,98	699.194	513.964	-26,49
ERITREA	0	2.242	--	0	10.698	--
NAMIBIA	14.830	0	-100,00	33.982	0	-100,00
ETHIOPIA	220.103	224.044	1,79	263.661	299.217	13,49
TANZANIA, UNITED REPUBLIC OF	778.325	324.722	-58,28	1.169.330	695.357	-40,53
MADAGASCAR	179.357	280.690	56,50	270.849	455.949	68,34
SOMALIA	15.176	20.902	37,73	73.280	82.957	13,21
KENYA	204.412	617.304	201,99	435.444	876.578	101,31
REUNION	199.114	211.921	6,43	266.888	345.155	29,33
MOZAMBIQUE	66.680	17.954	-73,07	86.846	40.212	-53,70
BOTSWANA	0	2	--	0	7	--
TOGO	438.277	486.346	10,97	684.073	816.352	19,34
GHANA	2.939.540	862.207	-70,67	2.363.643	1.194.794	-49,45
LIBERIA	194.798	18.320	-90,60	262.346	15.524	-94,08
GUINEA	3.384.399	1.104.424	-67,37	3.933.975	1.440.154	-63,39
ANGOLA	24.453	236.445	866,94	52.865	254.296	381,03
CONGO	86.306	0	-100,00	94.590	0	-100,00
CAMEROON	472.740	381.761	-19,25	469.176	674.916	43,85
NIGERIA	7.591.810	5.927.232	-21,93	11.864.463	12.345.751	4,06
GABON	18.068	178.094	885,69	11.057	311.467	2.716,92
COTE D'IVOIRE	35.736	874.954	2.348,38	107.003	1.057.212	888,02
SENEGAL	76.634	69.196	-9,71	160.350	240.825	50,19
MAURITANIA	35.217	66.332	88,35	48.246	108.386	124,65
MALI	155.321	205.816	32,51	107.712	301.875	180,26
BENIN	187.697	144.346	-23,10	167.541	196.311	17,17
BURKINA FASO	62.863	35.427	-43,64	49.311	42.518	-13,78
GUINEA BISSAU	119.700	0	-100,00	466.830	0	-100,00
GAMBIA	14	40.329	287.964,29	28	72.476	258.742,86
U.S. VIRGIN ISLANDS	2.108	47	-97,77	1.715	154	-91,02
SEYCHELLES	10.420	6.168	-40,81	52.915	33.770	-36,18
UGANDA	9.165	2.314	-74,75	11.287	6.182	-45,23
CENTRAL AFRICAN REPUBLIC	9.327	12.068	29,39	12.736	8.761	-31,21
DJIBOUTI	248.184	463.164	86,62	445.419	931.874	109,21
SAINT HELENA	16.000	0	-100,00	13.871	0	-100,00



TABEL 5. PERKEMBANGAN EKSPOR INDONESIA MENURUT KOMODITI DAN NEGARA TUJUAN

JENIS BARANG	BERAT BERSIH (KG)		PERUB	NILAI FOB (US \$)		PERUB
	JAN-NOV 2006	JAN-NOV 2007	%	JAN-NOV 2006	JAN-NOV 2007	%
	(1)	(2)	(3)	(4)	(5)	(6)
SAO TOME AND PRINCIPE	15.960	13.205	-17,26	23.710	24.782	4,52
SOUTH AFRICA	3.401.668	2.187.259	-35,70	5.156.685	4.242.456	-17,73
ZIMBABWE	77.968	25.661	-67,09	87.626	40.680	-53,58
ZAMBIA	42.017	71.272	69,63	50.419	108.304	114,81
MAURITIUS	2.886.138	3.315.253	14,87	3.579.601	4.484.057	25,27
RWANDA	1.710	0	-100,00	4.664	0	-100,00
ZAIRE	16.247	0	-100,00	21.970	0	-100,00
VIRGIN ISLANDS (BRITISH)	152	138	-9,21	1.102	1.330	20,69
AUSTRALIA	73.609.885	71.086.212	-3,43	101.598.818	102.176.725	0,57
NEW ZEALAND	13.463.965	12.177.764	-9,55	19.564.987	17.044.494	-12,88
MICRONESIA, FEDERATED STATES C	8	781	9.662,50	18	2.277	12.550,00
GUAM	3.028	2.904	-4,10	31.342	5.643	-82,00
PALAU	73	1.947	2.567,12	308	1.893	514,61
NEW CALEDONIA	58.668	82.034	39,83	93.987	416.709	343,37
NORTHERN MARIANA ISLANDS	822	0	-100,00	1.660	0	-100,00
SAINT VINCENT AND THE GRENADIN	750	1.427	90,27	413	2.663	544,79
VANUATU	7.033	13.423	90,86	11.324	31.086	174,51
WALLIS AND FUTUNA ISLANDS	6.420	374	-94,17	5.808	680	-88,29
AMERICAN SAMOA	818	0	-100,00	1.925	0	-100,00
COOK ISLANDS	1.678	7.033	319,13	6.882	13.511	96,32
FIJI	671.159	356.456	-46,89	1.830.286	1.034.025	-43,50
KIRIBATI	0	2.668	--	0	4.755	--
MARSHALL ISLANDS	139	935	572,66	340	1.342	294,71
SAMOA	54.794	55.608	1,49	463.220	392.152	-15,34
SOLOMON ISLANDS	33.279	35.963	8,07	49.017	54.091	10,35
TONGA	105	3.136	2.886,67	1.634	9.558	484,94
TUVALU	0	1.196	--	0	2.852	--
CHRISTMAS ISLANDS	0	3.225	--	0	1.834	--
EAST TIMOR	2.179.984	45.802	-97,90	3.087.881	138.573	-95,51
UNITED STATES	137.233.803	144.320.257	5,16	233.292.173	245.753.057	5,34
CANADA	3.164.597	3.250.359	2,71	7.346.540	8.295.932	12,92
MEXICO	730.785	864.371	18,28	2.204.751	3.197.268	45,02
GUATEMALA	161.299	158.103	-1,98	363.649	496.541	36,54
HONDURAS	41.341	58.057	40,43	88.745	124.180	39,93
NICARAGUA	105	0	-100,00	46	0	-100,00
PANAMA	126.287	216.923	71,77	182.909	564.077	208,39
CUBA	0	25.032	--	0	39.404	--
SURINAME	18.048	24.583	36,21	108.821	83.348	-23,41
CHILE	169.288	25.469	-84,96	379.655	74.091	-80,48
VENEZUELA	39.015	55.150	41,36	157.299	248.467	57,96
ARGENTINA	1.558.069	536.947	-65,54	1.762.134	1.476.001	-16,24
BRAZIL	2.259.893	4.928.658	118,09	2.961.467	9.455.140	219,27
COLOMBIA	625.772	99.588	-84,09	1.668.457	1.228.383	-26,38
BOLIVIA	43	7.099	16.409,30	744	16.742	2.150,27
URUGUAY	48.937	524.161	971,09	76.360	807.239	957,15
PARAGUAY	30.326	1.337.599	4.310,73	84.334	1.727.645	1.948,57
ECUADOR	25.795	37.408	45,02	35.902	77.320	115,36
PERU	381.879	459.649	20,37	1.273.308	1.076.618	-15,45
GUYANA	74.890	82.426	10,06	115.074	128.788	11,92
TRINIDAD AND TOBAGO	15.571	18.601	19,46	61.863	54.714	-11,56
BAHAMAS	0	7.853	--	0	5.370	--
JAMAICA	163.786	51.076	-68,82	308.539	105.459	-65,82
PUERTO RICO	81.103	57.461	-29,15	161.129	98.650	-38,78
BELIZE	5.526	3.483	-36,97	45.065	9.788	-78,28
DOMINICAN REPUBLIC	37.041	33.870	-8,56	139.801	158.350	13,27
EL SALVADOR	17.588	23.280	32,36	23.467	30.751	31,04
COSTA RICA	34.745	18.482	-46,81	80.901	59.246	-26,77
HAITI	47.967	0	-100,00	95.484	0	-100,00
BARBADOS	50	362	624,00	59	2.062	3.394,92
ANTIGUA AND BARBUDA	2.969	120	-95,96	21.099	158	-99,25
ANGUILLA	0	136	--	0	387	--
ARUBA	0	343	--	0	600	--
BERMUDA	706	1.065	50,85	4.797	7.753	61,62
CAYMAN ISLANDS	0	2.929	--	0	2.186	--
DOMINICA	0	17	--	0	32	--
FALKLAND ISLANDS (MALVINAS)	0	27	--	0	36	--
FRENCH GUIANA	932	5.916	534,76	1.135	45.052	3.869,34
FRENCH POLYNESIA	10.884	26.934	147,46	63.980	75.505	18,01
GRENADA	340	1.826	437,06	1.209	3.509	190,24
MARTINIQUE	4.263	991	-76,75	18.324	6.856	-62,58
NETHERLANDS ANTILLES	24.873	56.982	129,09	44.795	71.920	60,55
SAINT LUCIA	277	0	-100,00	1.500	0	-100,00
TURKS AND CAICOS ISLANDS	48	0	-100,00	148	0	-100,00
GUADELOUPE	7.770	8.010	3,09	25.089	16.655	-33,62
SAINT KITTS AND NEVIS	0	19	--	0	265	--
UNITED KINGDOM	25.973.871	10.336.211	-60,21	41.215.260	24.751.996	-39,94
NETHERLANDS	8.708.623	7.755.374	-10,95	19.391.637	19.581.658	0,98
FRANCE	2.760.022	3.466.742	25,61	10.000.048	12.372.593	23,73

TABEL 5. PERKEMBANGAN EKSPOR INDONESIA MENURUT KOMODITI DAN NEGARA TUJUAN

JENIS BARANG	BERAT BERSIH (KG)		PERUB	NILAI FOB (US \$)		PERUB
	JAN-NOV 2006	JAN-NOV 2007	%	JAN-NOV 2006	JAN-NOV 2007	%
	(1)	(2)	(3)	(4)	(5)	(6)
GERMANY, FED. REP. OF	2.557.714	3.809.835	48,95	6.604.398	10.898.271	65,02
AUSTRIA	45.797	9.952	-78,27	109.065	238.896	119,04
BELGIUM	3.382.594	4.527.171	33,84	5.647.112	8.560.596	51,59
SWITZERLAND	950.488	1.498.591	57,67	1.275.110	2.387.989	87,28
LUXEMBOURG	497	0	-100,00	376	0	-100,00
DENMARK	159.926	450.471	181,67	432.379	1.194.794	176,33
NORWAY	33.413	59.280	77,42	108.823	158.193	45,37
SWEDEN	163.571	252.515	54,38	634.647	757.891	19,42
FINLAND	403.171	506.345	25,59	698.779	1.029.004	47,26
IRELAND	1.302.445	1.263.260	-3,01	2.248.244	2.098.236	-6,67
ITALY	1.533.847	4.543.658	196,23	3.602.462	9.323.222	158,80
SPAIN	2.619.056	4.996.915	90,79	6.319.683	12.564.451	98,81
PORTUGAL	3.191.392	1.671.763	-47,62	3.674.886	2.653.456	-27,79
ICELAND	528.000	404.393	-23,41	661.510	549.789	-16,89
GREECE	1.354.148	4.567.347	237,29	3.356.320	8.342.767	148,57
DEMOCRATIC REPUBLIC OF THE CO	146.213	22.738	-84,45	206.934	24.782	-88,02
HUNGARY	107.539	163.252	51,81	236.120	433.823	83,73
POLAND	405.521	1.688.995	316,50	1.226.567	3.472.477	183,11
ROMANIA	4.856.793	707.492	-85,43	5.783.994	1.146.273	-80,18
BULGARIA	17.834	96.392	440,50	48.281	280.888	481,78
YUGOSLAVIA	755	0	-100,00	1.777	0	-100,00
ALBANIA	720	136.538	18.863,61	375	198.255	52.768,00
ARMENIA	39.481	26.718	-32,33	111.127	86.635	-22,04
AZERBAIJAN	132.000	0	-100,00	155.264	0	-100,00
TAJIKISTAN	0	1.383	--	0	9.038	--
TURKMENISTAN	0	15.000	--	0	39.075	--
UKRAINE	3.839.336	4.045.273	5,36	5.210.462	6.233.398	19,63
UZBEKISTAN	0	9.664	--	0	24.298	--
LITHUANIA	125.616	180.285	43,52	209.840	370.754	76,68
LATVIA	66.181	59.215	-10,53	122.670	130.054	6,02
ESTONIA	0	51.519	--	0	95.226	--
GEORGIA	44.022	0	-100,00	49.267	0	-100,00
CROATIA	19.689	19.534	-0,79	43.987	41.896	-4,75
BOSNIA AND HERZEGOVINA	5.664	22	-99,61	10.311	375	-96,36
MALTA	26.719	24.391	-8,71	96.741	80.868	-16,41
SLOVAKIA	16.768	11.675	-30,37	36.463	85.425	134,28
SLOVENIA	8.574	331.777	3.769,57	6.342	482.012	7.500,32
CZECH REPUBLIC	21.829	13.118	-39,91	91.253	62.566	-31,44
REP. OF MACEDONIA	982	0	-100,00	3.078	0	-100,00
RUSSIA FEDERATION	5.400.845	1.363.269	-74,76	4.760.541	3.314.352	-30,38
<b>-BAHAN KERTAS</b>	<b>2.583.437.410</b>	<b>2.211.165.167</b>	<b>-14,41</b>	<b>1.024.727.873</b>	<b>955.857.739</b>	<b>-6,72</b>
JAPAN	141.150.841	125.047.257	-11,41	64.814.579	60.711.635	-6,33
KOREA, REPUBLIC OF	563.860.265	442.634.570	-21,50	212.275.804	171.622.264	-19,15
TAIWAN	86.132.848	96.943.095	12,55	38.211.846	55.002.187	43,94
CHINA	1.254.576.890	989.034.820	-21,17	508.789.225	452.295.214	-11,10
THAILAND	3.671.666	4.564.414	24,31	1.573.483	2.104.194	33,73
SINGAPORE	62.610	6.649.365	10.520,29	148.697	5.336.014	3.488,51
PHILIPPINES	7.308.900	5.419.275	-25,85	2.768.289	1.937.600	-30,01
MALAYSIA	5.388.400	21	-100,00	2.374.913	25	-100,00
VIET NAM	34.481.319	19.474.839	-43,52	12.475.345	7.364.383	-40,97
INDIA	125.724.471	145.009.952	15,34	48.974.722	54.357.688	10,99
PAKISTAN	339.440	3.143.169	825,99	107.448	2.473.612	2.202,15
BANGLADESH	20.505.166	18.153.247	-11,47	7.855.266	7.165.345	-8,78
IRAN (ISLAMIC REPUBLIC OF)	740.000	1.903.915	157,29	235.793	742.527	214,91
SAUDI ARABIA	4.997.100	3.161.328	-36,74	1.637.575	1.251.799	-23,56
KUWAIT	6.482.822	8.458.765	30,48	2.574.485	3.077.792	19,55
JORDAN	103.269	3.596.128	3.382,29	439.862	1.594.183	262,43
UNITED ARAB EMIRATES	8.822.918	17.732.455	100,98	3.848.426	7.411.578	92,59
EGYPT	0	1.428.849	--	0	631.136	--
ETHIOPIA	0	100.000	--	0	40.473	--
REUNION	632	347	-45,09	1.006	436	-56,66
DJIBOUTI	1.140.000	0	-100,00	405.113	0	-100,00
SOUTH AFRICA	0	431	--	0	475	--
AUSTRALIA	971	99.777	10.175,70	610	33.237	5.348,69
NEW ZEALAND	0	1.998.649	--	0	720.203	--
AMERICAN SAMOA	0	1	--	0	1	--
UNITED STATES	41.904.901	59.725.269	42,53	14.960.447	21.141.290	41,31
CANADA	98	1	-98,98	199	1	-99,50
PANAMA	1.800.000	0	-100,00	695.744	0	-100,00
ARGENTINA	500.000	0	-100,00	149.570	0	-100,00
BRAZIL	10.731	0	-100,00	40	0	-100,00
URUGUAY	134	0	-100,00	72	0	-100,00
UNITED KINGDOM	185	0	-100,00	2.469	0	-100,00
NETHERLANDS	38.211.222	61.845.287	61,85	14.794.670	24.144.471	63,20
FRANCE	85.686.701	48.352.771	-43,57	32.200.254	19.480.334	-39,50
GERMANY, FED. REP. OF	139	0	-100,00	141	0	-100,00
BELGIUM	0	195	--	0	30	--

TABEL 5. PERKEMBANGAN EKSPOR INDONESIA MENURUT KOMODITI DAN NEGARA TUJUAN

JENIS BARANG	BERAT BERSIH (KG)		PERUB	NILAI FOB (US \$)		PERUB
	JAN-NOV 2006	JAN-NOV 2007	%	JAN-NOV 2006	JAN-NOV 2007	%
	(1)	(2)	(3)	(4)	(5)	(6)
SWITZERLAND	999.997	0	-100,00	352.791	0	-100,00
FINLAND	0	19.921	--	0	7.632	--
ITALY	145.944.948	146.667.019	0,49	50.993.338	55.209.802	8,27
SPAIN	0	13	--	0	143	--
POLAND	399.175	0	-100,00	183.122	0	-100,00
BULGARIA	2.488.566	0	-100,00	881.984	0	-100,00
SLOVENIA	85	0	-100,00	545	0	-100,00
RUSSIA FEDERATION	0	22	--	0	35	--
<b>-ALAS KAKI (KULIT, KARET DAN KAI</b>	<b>102.275.997</b>	<b>104.375.336</b>	<b>2,05</b>	<b>1.458.538.914</b>	<b>1.487.386.431</b>	<b>1,98</b>
JAPAN	7.362.835	6.693.548	-9,09	89.266.083	77.630.900	-13,03
HONG KONG	949.843	1.137.013	19,71	12.156.337	15.280.466	25,70
KOREA, DEMOCRATIC PEOPLE'S REI	290	188	-35,17	1.243	868	-30,17
KOREA, REPUBLIC OF	1.859.082	2.145.712	15,42	23.187.074	26.720.296	15,24
TAIWAN	1.021.515	1.752.990	71,61	9.251.568	11.591.359	25,29
CHINA	1.079.228	2.191.599	103,07	16.998.812	33.850.450	99,13
MACAU	0	1	--	0	3	--
PAPUA NEW GUINEA	67.620	245.955	263,73	668.770	1.032.995	54,46
THAILAND	662.913	547.632	-17,39	10.233.710	9.189.545	-10,20
SINGAPORE	3.896.605	4.222.235	8,36	46.238.325	42.993.914	-7,02
PHILIPPINES	564.195	429.241	-23,92	4.423.463	4.526.625	2,33
MALAYSIA	1.046.014	1.204.352	15,14	11.424.446	13.719.506	20,09
MYANMAR (FORM. BURMA)	5.568	0	-100,00	18.145	0	-100,00
CAMBODIA	0	1.039	--	0	4.811	--
BRUNEI DARUSSALAM	53.340	59.956	12,40	286.374	331.287	15,68
LAO PEOPLE'S DEMOCRATIC REPUB	0	27	--	0	460	--
NEPAL	2.045	1.463	-28,46	23.469	27.442	16,93
VIET NAM	201.396	179.034	-11,10	1.976.528	1.500.916	-24,06
MALDIVES	236.933	275.058	16,09	384.308	400.871	4,31
INDIA	208.159	166.775	-19,88	3.095.320	1.442.391	-53,40
PAKISTAN	8.645	9.093	5,18	87.325	41.297	-52,71
BANGLADESH	13.173	47.318	259,20	42.499	218.081	413,14
SRI LANKA	18.796	24.862	32,27	362.543	18.110	-95,00
AFGHANISTAN	0	493	--	0	4.303	--
IRAN (ISLAMIC REPUBLIC OF)	8.191	54	-99,34	8.633	208	-97,59
SAUDI ARABIA	298.933	233.230	-21,98	629.742	845.497	34,26
KUWAIT	8.493	1.967	-76,84	63.854	40.435	-36,68
JORDAN	16.813	30.541	81,65	54.048	48.019	-11,15
P. DEM.REP. OF YEMEN	1.823	0	-100,00	45.033	0	-100,00
LEBANON	17.772	23.394	31,63	212.800	249.086	17,05
YEMEN	76.244	124.807	63,69	294.193	304.411	3,47
OMAN	36	542	1.405,56	468	640	36,75
SYRIA ARAB REPUBLIC	2.207	5.125	132,22	27.042	46.026	70,20
TURKEY	545.658	729.299	33,65	7.487.470	9.767.703	30,45
UNITED ARAB EMIRATES	500.212	533.283	6,61	6.689.599	7.337.534	9,69
QATAR	3.466	0	-100,00	64.846	0	-100,00
BAHRAIN	1.664	780	-53,13	13.262	5.583	-57,90
CYPRUS	19.508	24.596	26,08	246.105	211.020	-14,26
EGYPT	32.371	48.401	49,52	419.079	935.477	123,22
MOROCCO	3.757	11.723	212,03	17.212	86.956	405,21
TUNISIA	0	6.356	--	0	74.014	--
ALGERIA	1.912	966	-49,48	9.049	15.021	66,00
SUDAN	22	6	-72,73	84	49	-41,67
ERITREA	0	174	--	0	833	--
TANZANIA, UNITED REPUBLIC OF	5.329	1.195	-77,58	5.263	13.055	148,05
MADAGASCAR	156.175	84.023	-46,20	176.151	69.166	-60,73
KENYA	37.965	70.153	84,78	60.768	214.620	253,18
REUNION	29.082	36.392	25,14	97.846	189.310	93,48
MOZAMBIQUE	69.717	34.188	-50,96	77.650	39.204	-49,51
TOGO	22.600	5.878	-73,99	30.100	9.100	-69,77
GHANA	3.740	19.000	408,02	3.000	14.868	395,60
LIBERIA	66.335	85	-99,87	67.830	700	-98,97
GUINEA	33.703	12.161	-63,92	54.102	12.906	-76,15
ANGOLA	19.275	0	-100,00	21.976	0	-100,00
CONGO	190.000	107.663	-43,34	249.843	166.301	-33,44
CAMEROON	4	1.698	42.350,00	99	20.143	20.246,46
GABON	2.330	3.553	52,49	3.225	28.364	779,50
COTE D'IVOIRE	0	2.700	--	0	25.908	--
SENEGAL	51.725	31.560	-38,99	54.151	57.395	5,99
MAURITANIA	818	0	-100,00	4.272	0	-100,00
BENIN	7.869	1.147	-85,42	10.860	2.142	-80,28
GAMBIA	785	887	12,99	1.300	1.043	-19,77
U.S. VIRGIN ISLANDS	6	206	3.333,33	102	802	686,27
SEYCHELLES	13.896	3.943	-71,62	26.720	19.801	-25,89
UGANDA	798	2.874	260,15	927	27.196	2.833,76
DJIBOUTI	2.659	200	-92,48	53.918	5.226	-90,31
SAINT HELENA	1.109	0	-100,00	13.104	0	-100,00
SAO TOME AND PRINCIPE	3.695	2.134	-42,25	2.551	3.780	48,18

TABEL 5. PERKEMBANGAN EKSPOR INDONESIA MENURUT KOMODITI DAN NEGARA TUJUAN

JENIS BARANG	BERAT BERSIH (KG)		PERUB	NILAI FOB (US \$)		PERUB
	JAN-NOV 2006	JAN-NOV 2007	%	JAN-NOV 2006	JAN-NOV 2007	%
	(1)	(2)	(3)	(4)	(5)	(6)
SOUTH AFRICA	983.431	967.044	-1,67	12.580.444	12.987.884	3,24
ZIMBABWE	3.821	0	-100,00	18.550	0	-100,00
ZAMBIA	143	13.499	9.339,86	883	59.854	6.678,48
COMOROS	5.696	7.767	36,36	13.451	34.872	159,25
MAURITIUS	101.608	47.837	-52,92	163.303	121.900	-25,35
RWANDA	0	40	--	0	857	--
VIRGIN ISLANDS (BRITISH)	1.157	0	-100,00	18.479	0	-100,00
AUSTRALIA	1.409.822	1.571.555	11,47	20.376.718	22.928.376	12,52
NEW ZEALAND	264.445	196.834	-25,57	3.528.287	3.047.799	-13,62
MICRONESIA, FEDERATED STATES (	226	0	-100,00	746	0	-100,00
GUAM	248	324	30,65	1.939	645	-66,74
PALAU	402	50	-87,56	4.168	56	-98,66
NEW CALEDONIA	7.173	9.725	35,58	56.643	43.555	-23,11
NORTHERN MARIANA ISLANDS	366	2.043	458,20	638	21.387	3.252,19
SAINT VINCENT AND THE GRENADIN	40	377	842,50	294	732	148,98
VANUATU	1.834	2.340	27,59	5.034	7.709	53,14
WALLIS AND FUTUNA ISLANDS	263	0	-100,00	674	0	-100,00
AMERICAN SAMOA	370	99	-73,24	5.172	1.136	-78,04
COOK ISLANDS	113	3.458	2.960,18	1.708	7.968	366,51
FIJI	26.997	20.531	-23,95	148.831	86.924	-41,60
MARSHALL ISLANDS	0	4	--	0	174	--
SAMOA	334	0	-100,00	2.012	0	-100,00
SOLOMON ISLANDS	2.415	0	-100,00	16.165	0	-100,00
TONGA	778	672	-13,62	816	829	1,59
EAST TIMOR	23.586	3.876	-83,57	62.528	39.708	-36,50
UNITED STATES	27.278.573	22.639.449	-17,01	415.017.730	351.653.240	-15,27
CANADA	1.225.061	960.442	-21,60	15.969.432	14.154.762	-11,36
MEXICO	1.888.545	3.072.887	62,71	19.764.940	32.477.870	64,32
GUATEMALA	0	14	--	0	195	--
HONDURAS	7.672	22.414	192,15	46.341	156.319	237,32
PANAMA	837.340	840.890	0,42	12.319.562	12.296.948	-0,18
CUBA	3.850	220	-94,29	28.742	945	-96,71
SURINAME	1.155	3.795	228,57	6.160	13.169	113,78
CHILE	547.081	491.504	-10,16	8.265.850	7.388.048	-10,62
VENEZUELA	6.518	10.371	59,11	96.029	164.470	71,27
ARGENTINA	485.700	426.578	-12,17	6.887.642	6.358.446	-7,68
BRAZIL	378.579	553.357	46,17	5.844.208	8.090.145	38,43
COLOMBIA	67.177	151.892	126,11	981.059	2.049.984	108,96
BOLIVIA	14.161	1.250	-91,17	98.076	19.600	-80,02
URUGUAY	53.803	55.532	3,21	904.522	935.908	3,47
PARAGUAY	11.771	26.880	128,36	145.443	336.483	131,35
ECUADOR	96.734	79.183	-18,14	1.290.104	1.158.503	-10,20
PERU	50.467	78.334	55,22	784.826	899.425	14,60
TRINIDAD AND TOBAGO	0	550	--	0	7.626	--
BAHAMAS	60	0	-100,00	1.151	0	-100,00
JAMAICA	520	168	-67,69	6.542	4.026	-38,46
PUERTO RICO	2.982	8.273	177,43	37.587	43.504	15,74
BELIZE	13	3.119	23.892,31	4	6.431	160.675,00
DOMINICAN REPUBLIC	4.533	2.311	-49,02	25.087	7.025	-72,00
EL SALVADOR	27.907	36.033	29,12	160.599	149.146	-7,13
COSTA RICA	8.070	21.718	169,12	34.147	226.356	562,89
BARBADOS	637	119	-81,32	2.055	165	-91,97
ANTIGUA AND BARBUDA	885	1	-99,89	2.138	10	-99,53
ARUBA	91	15	-83,52	5.658	764	-86,50
BERMUDA	671	142	-78,84	4.423	1.267	-71,35
CAYMAN ISLANDS	0	127	--	0	10.581	--
FALKLAND ISLANDS (MALVINAS)	0	151	--	0	198	--
FRENCH GUIANA	42	51	21,43	527	62	-88,24
FRENCH POLYNESIA	7.935	17.529	120,91	39.747	56.998	43,40
GRENADA	61	0	-100,00	219	0	-100,00
MARTINIQUE	2.478	1.629	-34,26	8.629	4.609	-46,59
NETHERLANDS ANTILLES	4.254	5.131	20,62	45.028	68.587	52,32
SAINT LUCIA	542	296	-45,39	1.773	3.975	124,20
TURKS AND CAICOS ISLANDS	14	0	-100,00	46	0	-100,00
GUADELOUPE	3.785	3.733	-1,37	30.434	7.294	-76,03
SAINT KITTS AND NEVIS	1.665	1	-99,94	9.075	16	-99,82
UNITED KINGDOM	8.668.348	8.898.234	2,65	118.859.837	116.489.935	-1,99
NETHERLANDS	6.795.745	6.096.089	-10,30	104.437.250	89.159.465	-14,63
FRANCE	1.806.240	2.782.771	54,06	25.813.676	39.655.080	53,62
GERMANY, FED. REP. OF	7.754.132	7.933.314	2,31	119.571.940	135.514.042	13,33
AUSTRIA	135.938	54.627	-59,81	1.748.301	650.252	-62,81
BELGIUM	6.457.724	8.476.443	31,26	108.923.399	132.657.303	21,79
SWITZERLAND	164.364	147.563	-10,22	2.309.620	1.866.716	-19,18
MONACO	7.285	4.724	-35,15	94.262	58.381	-38,07
DENMARK	594.947	1.249.083	109,95	11.871.851	27.807.752	134,23
NORWAY	184.107	132.973	-27,77	3.106.936	2.396.602	-22,86
SWEDEN	719.185	160.573	-77,67	11.121.473	2.469.714	-77,79
FINLAND	46.050	63.247	37,34	896.712	1.556.149	73,54

TABEL 5. PERKEMBANGAN EKSPOR INDONESIA MENURUT KOMODITI DAN NEGARA TUJUAN

JENIS BARANG	BERAT BERSIH (KG)		PERUB	NILAI FOB (US \$)		PERUB
	JAN-NOV 2006	JAN-NOV 2007	%	JAN-NOV 2006	JAN-NOV 2007	%
	(1)	(2)	(3)	(4)	(5)	(6)
IRELAND	296.279	220.585	-25,55	2.680.378	3.402.447	26,94
ITALY	6.372.285	7.454.999	16,99	85.346.344	106.726.176	25,05
SPAIN	2.381.082	2.075.159	-12,85	29.925.206	27.004.053	-9,76
PORTUGAL	289.151	338.140	16,94	8.968.416	9.995.454	11,45
ICELAND	0	956	--	0	10.062	--
GREECE	561.383	426.173	-24,09	7.601.845	6.092.209	-19,86
DEMOCRATIC REPUBLIC OF THE CO	23	0	-100,00	328	0	-100,00
HUNGARY	23.843	41.308	73,25	257.968	406.843	57,71
POLAND	155.463	67.977	-56,27	2.201.481	727.342	-66,96
ROMANIA	3.400	1.410	-58,53	58.477	13.395	-77,09
BULGARIA	9.458	16.728	76,87	94.252	104.477	10,85
YUGOSLAVIA	17.956	41.660	132,01	187.149	669.274	257,62
UKRAINE	91.548	130.995	43,09	1.275.824	1.862.479	45,98
LITHUANIA	2.819	4.009	42,21	72.897	124.047	70,17
LATVIA	2.665	21.630	711,63	78.478	283.548	261,31
ESTONIA	682	191.619	27.996,63	10.156	4.869.627	47.848,28
CROATIA	15.580	51.698	231,82	227.521	475.058	108,80
MALTA	1.707	1.067	-37,49	20.212	22.817	12,89
SLOVAKIA	724.325	625.150	-13,69	28.518.830	23.847.095	-16,38
SLOVENIA	58.182	51.568	-11,37	719.175	667.726	-7,15
CZECH REPUBLIC	32.626	71.172	118,15	493.938	1.014.253	105,34
RUSSIA FEDERATION	527.983	645.060	22,17	7.747.145	9.224.755	19,07
<b>-PRODUK KERAMIK</b>	<b>535.946.418</b>	<b>451.567.641</b>	<b>-15,74</b>	<b>266.052.014</b>	<b>263.548.245</b>	<b>-0,94</b>
JAPAN	8.653.797	8.997.834	3,98	24.563.905	24.182.594	-1,55
HONG KONG	1.177.970	698.515	-40,70	1.897.070	1.505.089	-20,66
KOREA, DEMOCRATIC PEOPLE'S REI	0	71	--	0	13	--
KOREA, REPUBLIC OF	41.985.710	50.772.059	20,93	17.039.997	18.284.115	7,30
TAIWAN	37.126.640	39.685.945	6,89	11.420.452	12.982.333	13,68
CHINA	901.576	1.013.575	12,42	1.533.162	1.971.689	28,60
MACAU	62.765	57.639	-8,17	320.890	731.182	127,86
PAPUA NEW GUINEA	232.265	417.956	79,95	64.815	97.964	51,14
THAILAND	30.257.272	22.091.188	-26,99	8.575.773	7.647.065	-10,83
SINGAPORE	7.296.063	5.962.882	-18,27	4.697.874	4.357.332	-7,25
PHILIPPINES	9.653.467	8.888.962	-7,92	2.687.595	2.467.551	-8,19
MALAYSIA	48.252.568	37.644.173	-21,99	9.602.638	8.745.867	-8,92
MYANMAR (FORM. BURMA)	1.207.920	1.192.807	-1,25	188.922	179.056	-5,22
CAMBODIA	1.675.915	3.021.861	80,31	368.612	663.706	80,06
BRUNEI DARUSSALAM	1.980.583	3.013.435	52,15	647.806	837.981	29,36
LAO PEOPLE'S DEMOCRATIC REPUB	303.779	181.291	-40,32	86.313	57.494	-33,39
NEPAL	40.308	66.940	66,07	13.907	19.218	38,19
VIET NAM	968.429	1.355.811	40,00	312.485	687.549	120,03
MALDIVES	3.425.070	1.525.150	-55,47	802.997	703.569	-12,38
INDIA	1.277.407	1.702.911	33,31	2.046.558	2.891.684	41,29
PAKISTAN	10.383.923	16.643.990	60,29	1.853.883	3.180.053	71,53
BANGLADESH	557.529	331.019	-40,63	317.471	231.009	-27,23
SRI LANKA	11.801.365	12.856.625	8,94	2.349.054	2.651.262	12,87
AFGHANISTAN	24.320	0	-100,00	21.615	0	-100,00
IRAN (ISLAMIC REPUBLIC OF)	22.791	318.012	1.295,34	137.903	56.405	-59,10
SAUDI ARABIA	21.216.790	20.300.858	-4,32	3.892.385	3.860.199	-0,83
ISRAEL	0	24.082	--	0	25.941	--
KUWAIT	2.910.957	2.282.628	-21,58	879.877	566.454	-35,62
JORDAN	507.339	938.324	84,95	112.498	192.129	70,78
LEBANON	10.993	31.518	186,71	7.776	90.916	1.069,19
YEMEN	1.479.307	1.804.150	21,96	351.198	370.039	5,36
OMAN	1.709	48.709	2.750,15	17.858	90.012	404,04
SYRIA ARAB REPUBLIC	1.133	141	-87,56	14.567	1.129	-92,25
TURKEY	3.459.418	5.173.771	49,56	1.483.831	3.251.762	119,15
UNITED ARAB EMIRATES	3.765.076	9.731.589	158,47	3.086.740	3.914.193	26,81
QATAR	1.876.499	3.218.148	71,50	776.401	1.440.954	85,59
BAHRAIN	702.657	414.679	-40,98	252.932	162.089	-35,92
CYPRUS	146.445	116.957	-20,14	70.430	91.142	29,41
EGYPT	1.088.676	579.775	-46,74	475.296	294.162	-38,11
LIBYAN ARAB JAMAHIRIYA	11.339	0	-100,00	5.675	0	-100,00
MOROCCO	7.849	50.105	538,36	12.077	26.338	118,08
TUNISIA	3.445	2.236	-35,09	4.657	4.589	-1,46
ALGERIA	4.954	513	-89,64	2.100	1.423	-32,24
SUDAN	438.975	92	-99,98	85.139	652	-99,23
NAMIBIA	649	180	-72,27	1.064	492	-53,76
ETHIOPIA	274	0	-100,00	752	0	-100,00
TANZANIA, UNITED REPUBLIC OF	62.449	15.550	-75,10	24.809	6.598	-73,40
MADAGASCAR	75.158	44.218	-41,17	15.457	9.430	-38,99
KENYA	26.468	117.523	344,02	4.755	21.673	355,79
REUNION	2.709.208	3.463.548	27,84	543.276	813.370	49,72
MOZAMBIQUE	42.122	7.210	-82,88	7.493	13.094	74,75
BOTSWANA	81.600	122.208	49,76	10.700	19.981	86,74
TOGO	0	26.816	--	0	4.275	--
GHANA	187	2.492	1.232,62	348	2.579	641,09

TABEL 5. PERKEMBANGAN EKSPOR INDONESIA MENURUT KOMODITI DAN NEGARA TUJUAN

JENIS BARANG	BERAT BERSIH (KG)		PERUB	NILAI FOB (US \$)		PERUB
	JAN-NOV 2006	JAN-NOV 2007	%	JAN-NOV 2006	JAN-NOV 2007	%
	(1)	(2)	(3)	(4)	(5)	(6)
GUINEA	265	1.966	641,89	721	3.600	399,31
ANGOLA	701.716	1.543.307	119,93	165.289	486.378	194,26
CONGO	0	154	--	0	100	--
CAMEROON	36.291	791	-97,82	6.483	1.150	-82,26
NIGERIA	274.091	51.823	-81,09	58.684	26.178	-55,39
GABON	11.015	199	-98,19	14.390	284	-98,03
COTE D'IVOIRE	20	23.595	117.875,00	19	11.988	62.994,74
SENEGAL	6.358	95.905	1.408,41	7.289	45.568	525,16
MAURITANIA	0	35.914	--	0	9.920	--
BENIN	38.805	2.766	-92,87	45.314	1.354	-97,01
U.S. VIRGIN ISLANDS	29.796	93	-99,69	25.456	303	-98,81
SEYCHELLES	130.721	8.190	-93,73	125.636	25.459	-79,74
UGANDA	214	48.327	22.482,71	279	9.390	3.265,59
SAO TOME AND PRINCIPE	6.666	1.012	-84,82	4.600	1.792	-61,04
SOUTH AFRICA	7.704.175	10.849.126	40,82	17.131.495	28.635.148	67,15
MAURITIUS	4.726.496	6.028.158	27,54	898.633	1.253.096	39,44
VIRGIN ISLANDS (BRITISH)	74	29	-60,81	337	233	-30,86
AUSTRALIA	38.304.684	37.256.008	-2,74	14.269.022	13.757.845	-3,58
NEW ZEALAND	2.596.818	2.458.719	-5,32	1.069.264	1.037.192	-3,00
MICRONESIA, FEDERATED STATES (	0	622	--	0	1.691	--
GUAM	103.333	20.448	-80,21	37.776	18.622	-50,70
PALAU	18.858	4.431	-76,50	4.939	4.312	-12,69
NEW CALEDONIA	21.825	17.961	-17,70	29.477	20.907	-29,07
NIUE	0	423	--	0	3.191	--
NORTHERN MARIANA ISLANDS	3.689	2.856	-22,58	6.805	4.307	-36,71
SAINT VINCENT AND THE GRENADIN	2.626	1.360	-48,21	4.839	1.824	-62,31
VANUATU	305.692	128.806	-57,86	119.955	58.081	-51,58
WALLIS AND FUTUNA ISLANDS	3.757	292	-92,23	4.325	564	-86,96
AMERICAN SAMOA	0	74.663	--	0	16.868	--
COOK ISLANDS	44.332	9.380	-78,84	13.892	20.000	43,97
FIJI	672.216	457.039	-32,01	241.114	153.469	-36,35
MARSHALL ISLANDS	3.758	0	-100,00	708	0	-100,00
SAMOA	0	195.492	--	0	43.318	--
SOLOMON ISLANDS	0	225	--	0	611	--
TONGA	19.727	13.870	-29,69	7.293	11.769	61,37
EAST TIMOR	634.858	160.243	-74,76	147.183	32.107	-78,19
UNITED STATES	148.694.323	57.328.626	-61,45	73.332.607	53.590.314	-26,92
CANADA	9.696.731	6.345.482	-34,56	5.559.466	4.818.504	-13,33
MEXICO	1.109.853	172.958	-84,42	1.883.062	446.357	-76,30
GUATEMALA	1.048.406	275.622	-73,71	217.865	69.441	-68,13
HONDURAS	161.300	38	-99,98	45.309	239	-99,47
NICARAGUA	129	229	77,52	56	172	207,14
PANAMA	646.093	617.733	-4,39	145.570	158.064	8,58
CUBA	914	0	-100,00	390	0	-100,00
SURINAME	633	16.628	2.526,86	526	9.772	1.757,79
CHILE	1.102.930	532.017	-51,76	443.682	294.092	-33,72
VENEZUELA	36.960	874	-97,64	31.336	5.491	-82,48
ARGENTINA	100.053	105.314	5,26	80.636	95.906	18,94
BRAZIL	13.767	9.119	-33,76	18.402	16.243	-11,73
COLOMBIA	193.736	137.212	-29,18	86.322	196.465	127,60
BOLIVIA	19	73.541	386.957,89	26	22.543	86.603,85
URUGUAY	52.922	8.008	-84,87	15.272	6.040	-60,45
ECUADOR	161.824	327	-99,80	59.986	366	-99,39
PERU	309.511	142.211	-54,05	120.463	79.158	-34,29
TRINIDAD AND TOBAGO	201.184	221.404	10,05	52.247	57.917	10,85
BAHAMAS	25.681	5.807	-77,39	74.375	45.013	-39,48
JAMAICA	958.546	595.055	-37,92	207.360	163.880	-20,97
PUERTO RICO	985.333	650.298	-34,00	339.199	260.083	-23,32
BELIZE	4.173	0	-100,00	1.772	0	-100,00
DOMINICAN REPUBLIC	7.484	8.190	9,43	8.966	11.839	32,04
EL SALVADOR	3.182	240	-92,46	2.066	123	-94,05
COSTA RICA	33.925	6.653	-80,39	31.238	7.229	-76,86
HAITI	38	0	-100,00	26	0	-100,00
BARBADOS	8.539	4.325	-49,35	10.239	4.973	-51,43
ANTIGUA AND BARBUDA	509	1.049	106,09	857	2.405	180,63
ANGUILLA	83	852	926,51	219	2.500	1.041,55
ARUBA	83.910	2.039	-97,57	30.625	3.277	-89,30
BERMUDA	458	660	44,10	3.267	3.799	16,28
CAYMAN ISLANDS	1.436	93	-93,52	640	28	-95,63
DOMINICA	1.246	0	-100,00	1.587	0	-100,00
FRENCH GUIANA	1.323	11.519	770,67	1.197	9.909	727,82
FRENCH POLYNESIA	616.078	200.020	-67,53	229.459	59.069	-74,26
GRENADA	149.304	44.639	-70,10	44.302	15.731	-64,49
MARTINIQUE	1.629	3.351	105,71	4.057	4.025	-0,79
NETHERLANDS ANTILLES	6.029	35.584	490,21	8.341	24.118	189,15
NORFOLK ISLANDS	509	0	-100,00	706	0	-100,00
SAINT LUCIA	28.952	71	-99,75	11.547	406	-96,48
TURKS AND CAICOS ISLANDS	5.057	0	-100,00	2.478	0	-100,00

TABEL 5. PERKEMBANGAN EKSPOR INDONESIA MENURUT KOMODITI DAN NEGARA TUJUAN

JENIS BARANG	BERAT BERSIH (KG)		PERUB	NILAI FOB (US \$)		PERUB
	JAN-NOV 2006	JAN-NOV 2007	%	JAN-NOV 2006	JAN-NOV 2007	%
	(1)	(2)	(3)	(4)	(5)	(6)
GADELOUPE	9.681	29.913	208,99	19.003	31.616	66,37
SAINT KITTS AND NEVIS	222	0	-100,00	372	0	-100,00
UNITED KINGDOM	8.428.882	8.148.200	-3,33	15.068.747	14.305.496	-5,07
NETHERLANDS	1.768.211	2.332.040	31,89	1.411.038	2.106.461	49,28
FRANCE	1.959.844	2.375.313	21,20	2.863.793	3.842.588	34,18
GERMANY, FED. REP. OF	868.987	638.355	-26,54	1.350.959	1.310.077	-3,03
AUSTRIA	7.419	10.234	37,94	20.691	21.690	4,83
BELGIUM	3.678.767	6.038.452	64,14	3.474.060	3.193.106	-8,09
SWITZERLAND	238.497	344.586	44,48	594.004	674.853	13,61
LUXEMBOURG	348	0	-100,00	830	0	-100,00
DENMARK	213.638	91.694	-57,08	143.412	97.269	-32,18
NORWAY	2.486.827	5.149.092	107,05	863.236	1.715.808	98,76
SWEDEN	1.358.314	1.972.705	45,23	679.140	1.151.195	69,51
FINLAND	266.184	195.777	-26,45	1.702.876	1.378.454	-19,05
IRELAND	496.592	551.992	11,16	828.174	693.283	-16,29
ITALY	13.405.696	15.269.797	13,91	8.420.036	8.490.705	0,84
SPAIN	1.482.760	1.887.534	27,30	2.073.193	2.936.092	41,62
PORTUGAL	50.144	48.923	-2,43	65.912	41.349	-37,27
ICELAND	0	1.269	--	0	8.087	--
MONTserrat	17.280	0	-100,00	2.957	0	-100,00
GREECE	4.278.526	4.892.038	14,34	908.613	1.668.800	83,66
HUNGARY	94.142	16.883	-82,07	64.427	36.791	-42,90
POLAND	1.583.106	54.924	-96,53	396.903	33.285	-91,61
ROMANIA	60.774	3.444	-94,33	102.399	4.523	-95,58
BULGARIA	3.369	5.708	69,43	4.901	16.048	227,44
YUGOSLAVIA	88.110	1.970	-97,76	18.102	2.972	-83,58
ALBANIA	2.184	0	-100,00	1.138	0	-100,00
AZERBAIJAN	0	1.142	--	0	9.183	--
KAZAKHSTAN	3	237	7.800,00	67	333	397,01
UKRAINE	5.725.468	4.147.581	-27,56	1.757.198	1.384.059	-21,23
LITHUANIA	23.243	23.498	1,10	5.068	4.552	-10,18
LATVIA	11.178	0	-100,00	24.097	0	-100,00
ESTONIA	320.953	28.510	-91,12	85.085	9.990	-88,26
GEORGIA	47	1.250	2.559,57	226	9.300	4.015,04
CROATIA	1.637	81.928	4.904,76	4.255	97.301	2.186,75
BOSNIA AND HERZEGOVINA	24	0	-100,00	35	0	-100,00
MALTA	192.767	453.070	135,04	49.859	97.570	95,69
SLOVAKIA	243.458	8.757	-96,40	92.103	6.413	-93,04
SLOVENIA	11.170	1.415	-87,33	32.246	3.556	-88,97
CZECH REPUBLIC	17.385	438.968	2.424,98	46.021	283.837	516,76
FAEROE ISLANDS	0	125	--	0	1.755	--
RUSSIA FEDERATION	3.791.885	2.309.665	-39,09	1.636.087	1.288.343	-21,25
<b>-EMAS BATANGAN</b>	<b>29.043</b>	<b>30.032</b>	<b>3,41</b>	<b>479.140.515</b>	<b>639.933.767</b>	<b>33,56</b>
JAPAN	3.678	544	-85,21	642.263	7.577	-98,82
HONG KONG	661	2.510	279,73	14.718.934	55.120.467	274,49
SINGAPORE	14.471	14.767	2,05	281.649.597	324.465.215	15,20
MALAYSIA	2.047	1.301	-36,44	39.535.535	28.866.828	-26,99
AUSTRALIA	5.951	10.499	76,42	109.769.062	222.621.901	102,81
SWITZERLAND	2.235	411	-81,61	32.825.124	8.851.779	-73,03
<b>-PESAWAT UDARA DAN BAGIANNYA</b>	<b>5.690.469</b>	<b>4.055.956</b>	<b>-28,72</b>	<b>236.771.106</b>	<b>188.396.624</b>	<b>-20,43</b>
JAPAN	17.204	12.936	-24,81	3.210.462	2.498.888	-22,16
HONG KONG	62.113	10.338	-83,36	2.483.997	1.616.787	-34,91
KOREA, REPUBLIC OF	2.854	5.132	79,82	1.479.902	1.023.016	-30,87
TAIWAN	67.235	2.647	-96,06	7.352	37.700	412,79
CHINA	162.819	17.215	-89,43	1.890.459	2.716.569	43,70
PAPUA NEW GUINEA	5.657	206	-96,36	671.723	50.150	-92,53
THAILAND	665.052	664.863	-0,03	6.596.950	22.830.822	246,08
SINGAPORE	755.965	636.706	-15,78	84.191.380	22.479.040	-73,30
PHILIPPINES	702	1.927	174,50	541.628	26.114	-95,18
MALAYSIA	452.484	116.177	-74,32	48.099.886	8.235.325	-82,88
CAMBODIA	0	102.002	--	0	1.551.700	--
BRUNEI DARUSSALAM	187	13.809	7.284,49	80.475	145.461	80,75
NEPAL	0	58.000	--	0	134.500	--
VIET NAM	21.382	119	-99,44	503.450	150	-99,97
INDIA	7.714	57.139	640,72	502.825	16.343.413	3.150,32
PAKISTAN	1.349	684	-49,30	2.136.246	2.104.101	-1,50
BANGLADESH	162.000	69	-99,96	2.500.000	200	-99,99
SRI LANKA	120	365	204,17	1.320	3.419	159,02
IRAN (ISLAMIC REPUBLIC OF)	874	244.007	27.818,42	30.000	3.210.025	10.600,08
SAUDI ARABIA	214.026	201.415	-5,89	2.000.151	2.019.685	0,98
JORDAN	1.675	1.383	-17,43	60.000	12.850	-78,58
YEMEN	0	130.308	--	0	2.017.200	--
OMAN	0	10	--	0	9.358	--
TURKEY	2.123	5.608	164,15	948.723	212.615	-77,59
UNITED ARAB EMIRATES	145.100	158.534	9,26	1.380.815	1.340.474	-2,92
QATAR	0	74	--	0	3.000	--

TABEL 5. PERKEMBANGAN EKSPOR INDONESIA MENURUT KOMODITI DAN NEGARA TUJUAN

JENIS BARANG	BERAT BERSIH (KG)		PERUB	NILAI FOB (US \$)		PERUB
	JAN-NOV 2006	JAN-NOV 2007	%	JAN-NOV 2006	JAN-NOV 2007	%
	(1)	(2)	(3)	(4)	(5)	(6)
BAHRAIN	161	0	-100,00	10.177	0	-100,00
EGYPT	0	12	--	0	400	--
LIBYAN ARAB JAMAHIRIYA	150.000	0	-100,00	2.000.000	0	-100,00
MADAGASCAR	0	3.695	--	0	1.856	--
KENYA	100.845	4.452	-95,59	1.093.275	187.675	-82,83
REUNION	0	832	--	0	4.518	--
TOGO	0	288	--	0	400	--
GHANA	1.300	0	-100,00	100.000	0	-100,00
NIGERIA	64	0	-100,00	48.453	0	-100,00
COTE D'IVOIRE	0	197	--	0	277	--
BENIN	172	77	-55,23	380	300	-21,05
BURKINA FASO	0	251	--	0	8.349	--
CENTRAL AFRICAN REPUBLIC	0	42	--	0	2.000	--
SOUTH AFRICA	107.557	222.418	106,79	1.534.380	2.185.379	42,43
AUSTRALIA	223.511	18.025	-91,94	3.119.562	1.774.005	-43,13
NEW ZEALAND	6.090	4.876	-19,93	141.296	1.045.228	639,74
GUAM	0	15	--	0	93	--
UNITED STATES	594.781	171.060	-71,24	17.903.988	27.821.492	55,39
CANADA	697	1.409	102,15	68.893	31.311	-54,55
ARGENTINA	0	1.041	--	0	2.010	--
COLOMBIA	0	2.965	--	0	3.140	--
ECUADOR	0	1.460	--	0	50.000	--
FRENCH POLYNESIA	0	714	--	0	608	--
UNITED KINGDOM	1.485.226	921.718	-37,94	26.657.303	36.762.019	37,91
NETHERLANDS	26.855	29.358	9,32	1.271.947	969.237	-23,80
FRANCE	53.188	48.100	-9,57	2.604.953	1.677.714	-35,60
GERMANY, FED. REP. OF	45.608	107.398	135,48	5.928.944	13.271.546	123,84
BELGIUM	12.570	40.095	218,97	1.572.049	3.029.420	92,71
SWITZERLAND	11.895	10.759	-9,55	356.300	455.917	27,96
LUXEMBOURG	28.000	24	-99,91	4.000.000	750	-99,98
DENMARK	2.072	1.482	-28,47	87.896	121.417	38,14
NORWAY	12.620	3.750	-70,29	1.502.500	500.000	-66,72
SWEDEN	0	354	--	0	1.522	--
IRELAND	34.996	1.594	-95,45	638.473	157.484	-75,33
ITALY	788	2.270	188,07	108.021	125.787	16,45
SPAIN	6.917	8.767	26,75	3.800.525	5.168.986	36,01
POLAND	102	0	-100,00	770	0	-100,00
AZERBAIJAN	0	225	--	0	10.000	--
UKRAINE	0	50	--	0	1.250	--
CROATIA	65	0	-100,00	100	0	-100,00
CZECH REPUBLIC	0	400	--	0	1.800	--
RUSSIA FEDERATION	35.754	4.110	-88,50	2.903.177	2.400.172	-17,33
<b>-KAPAL LAUT DAN SEJENISNYA</b>	<b>229.521.815</b>	<b>685.380.520</b>	<b>198,61</b>	<b>329.915.468</b>	<b>594.910.340</b>	<b>80,32</b>
JAPAN	57.292	638.000	1.013,59	108.734	3.184.455	2.828,67
HONG KONG	0	3.000	--	0	99.710	--
KOREA, REPUBLIC OF	26.549	20.243.853	76.150,91	31.355	6.068.800	19.255,13
TAIWAN	0	46.095	--	0	5.434	--
CHINA	20.121.228	90.831	-99,55	11.016.140	3.578.190	-67,52
THAILAND	11.813.096	1.351.075	-88,56	14.375.104	8.905.457	-38,05
SINGAPORE	160.682.137	567.523.074	253,20	204.947.176	241.668.327	17,92
PHILIPPINES	650	1.150.300	176.869,23	130	8.508.868	6.545.183,08
MALAYSIA	8.991.629	29.865.767	232,15	7.201.178	26.715.213	270,98
BRUNEI DARUSSALAM	5.000	0	-100,00	1.057	0	-100,00
VIET NAM	343.160	6.887.400	1.907,05	193.176	1.508.522	680,91
MALDIVES	0	616.360	--	0	988.295	--
INDIA	435.585	826.607	89,77	1.329.625	7.470.465	461,85
PAKISTAN	314	0	-100,00	16.263	0	-100,00
SRI LANKA	400	26.228	6.457,00	3.267	119.535	3.558,86
IRAN (ISLAMIC REPUBLIC OF)	1.447.061	0	-100,00	116.763	0	-100,00
SAUDI ARABIA	200.893	4.167.477	1.974,48	332.544	1.882.134	465,98
KUWAIT	12.742	1.542.747	12.007,57	168.035	1.309.979	679,59
UNITED ARAB EMIRATES	3.807.766	1.101.817	-71,06	20.631.368	1.384.411	-93,29
SUDAN	0	48	--	0	15.360	--
MADAGASCAR	0	2.358.189	--	0	9.209.591	--
KENYA	8.997	0	-100,00	30.000	0	-100,00
NIGERIA	0	8.667	--	0	152.199	--
GABON	0	3.124.000	--	0	20.000.000	--
UGANDA	0	7.533	--	0	18.000	--
MAURITIUS	5.301	0	-100,00	5.721	0	-100,00
AUSTRALIA	1.890.520	12.946.439	584,81	32.175.408	182.382.223	466,84
SOLOMON ISLANDS	15.257	0	-100,00	18.478	0	-100,00
UNITED STATES	68.172	900.150	1.220,41	14.880	3.839.235	25.701,31
CANADA	236.000	2.050	-99,13	229.000	74.881	-67,30
URUGUAY	0	7.384	--	0	24.702	--
JAMAICA	0	822.000	--	0	8.250.000	--
UNITED KINGDOM	2.604	0	-100,00	65.789	0	-100,00
NETHERLANDS	1.295.557	10.516	-99,19	11.674.858	23.092	-99,80



TABEL 5. PERKEMBANGAN EKSPOR INDONESIA MENURUT KOMODITI DAN NEGARA TUJUAN

JENIS BARANG	BERAT BERSIH (KG)		PERUB	NILAI FOB (US \$)		PERUB
	JAN-NOV 2006	JAN-NOV 2007	%	JAN-NOV 2006	JAN-NOV 2007	%
	(1)	(2)	(3)	(4)	(5)	(6)
FRANCE	2.012	34.500	1.614,71	28.633	21.600	-24,56
GERMANY, FED. REP. OF	17.030.079	17.030.000	0,00	24.700.510	24.700.000	0,00
BELGIUM	42.000	0	-100,00	173.932	0	-100,00
DENMARK	440	0	-100,00	16.394	0	-100,00
FINLAND	424	0	-100,00	217	0	-100,00
ITALY	45.000	6.024.000	13.286,67	117.141	16.400.000	13.900,22
GREECE	0	413	--	0	1.662	--
BULGARIA	931.000	0	-100,00	152.092	0	-100,00
MALTA	0	6.024.000	--	0	16.400.000	--
RUSSIA FEDERATION	2.950	0	-100,00	40.500	0	-100,00
<b>-PERLENGKAPAN OLAHRAGA DAN I</b>	<b>30.482.249</b>	<b>29.873.172</b>	<b>-2,00</b>	<b>199.632.366</b>	<b>228.158.282</b>	<b>14,29</b>
JAPAN	1.141.345	1.312.304	14,98	19.408.373	25.726.501	32,55
HONG KONG	281.449	385.526	36,98	1.951.793	2.898.217	48,49
KOREA, REPUBLIC OF	527.654	351.785	-33,33	1.708.537	1.911.341	11,87
TAIWAN	28.357	20.429	-27,96	153.076	95.865	-37,37
CHINA	505.100	738.397	46,19	3.976.906	5.831.508	46,63
MONGOLIA	3.997	0	-100,00	36.194	0	-100,00
PAPUA NEW GUINEA	4.006	2.949	-26,39	14.539	6.830	-53,02
THAILAND	56.023	45.289	-19,16	267.690	261.947	-2,15
SINGAPORE	771.599	1.087.994	41,01	9.331.447	19.766.509	111,83
PHILIPPINES	145.542	101.892	-29,99	304.761	299.412	-1,76
MALAYSIA	369.964	423.622	14,50	1.622.836	2.452.653	51,13
CAMBODIA	76.590	61	-99,92	29.208	3.525	-87,93
BRUNEI DARUSSALAM	1.445	1.099	-23,94	28.673	4.884	-82,97
VIET NAM	15.475	46.894	203,03	65.585	334.782	410,46
MALDIVES	4.625	2.229	-51,81	6.731	12.787	89,97
INDIA	131.393	115.712	-11,93	953.583	878.369	-7,89
PAKISTAN	236.342	232.561	-1,60	666.435	409.889	-38,50
BANGLADESH	10.477	1.903	-81,84	13.816	8.392	-39,26
SRI LANKA	165.939	143.914	-13,27	155.105	150.838	-2,75
IRAN (ISLAMIC REPUBLIC OF)	26.375	18.191	-31,03	61.122	45.178	-26,09
SAUDI ARABIA	317.109	426.849	34,61	385.871	470.550	21,94
KUWAIT	10.424	3.008	-71,14	63.710	54.160	-14,99
JORDAN	74.656	50.210	-32,74	178.358	164.186	-7,95
LEBANON	20.354	33.328	63,74	61.354	51.237	-16,49
YEMEN	78	84	7,69	118	228	93,22
SYRIA ARAB REPUBLIC	0	9.029	--	0	20.870	--
TURKEY	11.147	11.086	-0,55	78.712	61.462	-21,92
UNITED ARAB EMIRATES	176.609	172.789	-2,16	1.010.949	972.767	-3,78
QATAR	549	139	-74,68	10.474	2.076	-80,18
BAHRAIN	172	5.436	3.060,47	1.163	7.038	505,16
CYPRUS	3.816	8.069	111,45	30.710	23.658	-22,96
EGYPT	12.626	29.440	133,17	115.974	220.242	89,91
MOROCCO	6.815	3.929	-42,35	53.383	32.539	-39,05
TUNISIA	436	0	-100,00	2.489	0	-100,00
ALGERIA	10.005	61.458	514,27	9.108	123.268	1.253,40
SUDAN	30.486	22.867	-24,99	208.861	49.742	-76,18
KENYA	0	1.551	--	0	30.155	--
REUNION	3.759	0	-100,00	9.677	0	-100,00
MOZAMBIQUE	175	0	-100,00	1.490	0	-100,00
GHANA	0	367	--	0	636	--
ANGOLA	1.501	13.535	801,73	1.506	7.244	381,01
CAMEROON	52	0	-100,00	1.042	0	-100,00
NIGERIA	6.066	19.867	227,51	22.254	24.334	9,35
GABON	133	0	-100,00	110	0	-100,00
BENIN	579	38.544	6.556,99	682	206.681	30.205,13
U.S. VIRGIN ISLANDS	2.415	0	-100,00	1.450	0	-100,00
SEYCHELLES	471	0	-100,00	560	0	-100,00
UGANDA	535	0	-100,00	3.467	0	-100,00
CENTRAL AFRICAN REPUBLIC	664	0	-100,00	6.844	0	-100,00
NIGER	4.861	5.132	5,57	32.479	45.273	39,39
SOUTH AFRICA	72.928	81.071	11,17	347.041	655.813	88,97
MAURITIUS	600	3.006	401,00	11.987	7.220	-39,77
AUSTRALIA	753.837	904.503	19,99	3.670.661	4.798.624	30,73
NEW ZEALAND	201.157	126.860	-36,93	819.321	591.654	-27,79
GUAM	145	19.992	13.687,59	2.410	13.000	439,42
NEW CALEDONIA	118	1.665	1.311,02	1.714	1.588	-7,35
AMERICAN SAMOA	0	351	--	0	829	--
FIJI	4.397	2.232	-49,24	18.135	11.609	-35,99
SAMOA	0	5.149	--	0	9.385	--
TONGA	6.365	0	-100,00	14.800	0	-100,00
EAST TIMOR	11.786	56	-99,52	6.458	36	-99,44
UNITED STATES	9.913.076	8.900.900	-10,21	64.701.212	63.096.506	-2,48
CANADA	552.626	487.036	-11,87	3.394.120	3.650.090	7,54
MEXICO	1.246.304	1.443.483	15,82	8.869.259	9.670.209	9,03
GUATEMALA	6.902	3.828	-44,54	57.700	30.334	-47,43
PANAMA	13.797	14.647	6,16	134.951	130.539	-3,27

TABEL 5. PERKEMBANGAN EKSPOR INDONESIA MENURUT KOMODITI DAN NEGARA TUJUAN

JENIS BARANG	BERAT BERSIH (KG)		PERUB	NILAI FOB (US \$)		PERUB
	JAN-NOV 2006	JAN-NOV 2007	%	JAN-NOV 2006	JAN-NOV 2007	%
	(1)	(2)	(3)	(4)	(5)	(6)
SURINAME	0	66	--	0	385	--
CHILE	198.933	288.492	45,02	1.200.603	1.660.448	38,30
VENEZUELA	110.511	154.004	39,36	899.816	1.226.547	36,31
ARGENTINA	196.877	186.791	-5,12	1.195.624	1.170.429	-2,11
BRAZIL	655.483	1.131.246	72,58	4.333.544	7.586.330	75,06
COLOMBIA	56.295	47.881	-14,95	385.976	370.670	-3,97
BOLIVIA	1.047	877	-16,24	5.264	3.276	-37,77
URUGUAY	18.771	3.855	-79,46	92.214	31.678	-65,65
ECUADOR	42.595	5.569	-86,93	132.369	51.180	-61,34
PERU	33.299	41.866	25,73	268.355	267.636	-0,27
BELIZE	83	0	-100,00	1.365	0	-100,00
EL SALVADOR	25.270	9.633	-61,88	238.383	97.135	-59,25
COSTA RICA	1.513	2.763	82,62	12.893	24.966	93,64
HAITI	0	5.847	--	0	12.372	--
NETHERLANDS ANTILLES	2	0	-100,00	12	0	-100,00
UNITED KINGDOM	3.060.541	2.940.518	-3,92	15.433.511	17.328.325	12,28
NETHERLANDS	984.340	798.649	-18,86	6.543.681	6.369.231	-2,67
FRANCE	1.434.891	1.159.625	-19,18	9.135.186	7.346.183	-19,58
GERMANY, FED. REP. OF	2.722.861	1.424.705	-47,68	15.095.731	13.146.719	-12,91
AUSTRIA	112.396	75.106	-33,18	890.501	545.331	-38,76
BELGIUM	257.436	457.181	77,59	1.731.428	3.130.754	80,82
SWITZERLAND	71.076	78.827	10,91	372.666	469.138	25,89
MONACO	845	15.338	1.715,15	8.087	182.548	2.157,30
DENMARK	80.358	119.064	48,17	272.808	577.134	111,55
NORWAY	43.197	286.836	564,02	230.779	794.861	244,43
SWEDEN	347.013	270.230	-22,13	1.357.391	1.432.209	5,51
FINLAND	71.408	90.100	26,18	297.023	514.472	73,21
IRELAND	56.109	41.787	-25,53	345.739	274.390	-20,64
ITALY	683.507	646.472	-5,42	4.812.147	4.723.317	-1,85
SPAIN	116.370	267.313	129,71	916.859	2.266.745	147,23
PORTUGAL	978	0	-100,00	9.585	0	-100,00
ICELAND	2.632	2.376	-9,73	21.927	25.746	17,42
GREECE	33.733	65.082	92,93	152.451	383.925	151,84
HUNGARY	38.524	40.757	5,80	228.334	254.641	11,52
POLAND	70.067	88.235	25,93	460.978	606.320	31,53
ROMANIA	19.008	1.092	-94,26	46.112	14.131	-69,36
YUGOSLAVIA	2.152	10.226	375,19	25.782	83.985	225,75
BELARUS	1.261	15.291	1.112,61	11.941	41.544	247,91
KAZAKHSTAN	0	2.870	--	0	28.712	--
UKRAINE	47.831	41.734	-12,75	431.439	403.021	-6,59
UZBEKISTAN	9.588	0	-100,00	27.358	0	-100,00
LITHUANIA	4.212	8.069	91,57	49.748	58.337	17,27
LATVIA	5.792	1.080	-81,35	61.721	11.260	-81,76
CROATIA	51.158	42.360	-17,20	110.075	102.048	-7,29
MALTA	4.681	5.890	25,83	19.639	16.695	-14,99
SLOVAKIA	11.838	1.549	-86,92	94.772	18.136	-80,86
SLOVENIA	8.021	9.231	15,09	19.368	26.769	38,21
CZECH REPUBLIC	403.417	505.374	25,27	2.897.158	3.630.884	25,33
RUSSIA FEDERATION	400.101	537.068	34,23	3.655.049	4.512.510	23,46
<b>-PENA DAN PENSIL</b>	<b>9.091.955</b>	<b>10.253.950</b>	<b>12,78</b>	<b>60.375.307</b>	<b>69.772.538</b>	<b>15,56</b>
JAPAN	413.944	481.367	16,29	4.761.658	4.919.616	3,32
HONG KONG	76.727	37.107	-51,64	613.006	383.520	-37,44
KOREA, DEMOCRATIC PEOPLE'S REI	3	0	-100,00	14	0	-100,00
KOREA, REPUBLIC OF	41.133	39.157	-4,80	405.763	378.885	-6,62
TAIWAN	31.359	35.773	14,08	289.270	346.874	19,91
CHINA	95.529	69.978	-26,75	733.958	713.956	-2,73
PAPUA NEW GUINEA	1.723	706	-59,02	15.235	2.188	-85,64
THAILAND	165.378	129.682	-21,58	1.275.922	1.225.804	-3,93
SINGAPORE	158.931	159.519	0,37	1.162.866	1.296.849	11,52
PHILIPPINES	95.035	140.736	48,09	587.392	831.106	41,49
MALAYSIA	361.493	446.901	23,63	3.238.824	4.089.219	26,26
MYANMAR (FORM. BURMA)	0	2.500	--	0	1.850	--
CAMBODIA	175	12	-93,14	94	81	-13,83
BRUNEI DARUSSALAM	545	0	-100,00	820	0	-100,00
LAO PEOPLE'S DEMOCRATIC REPUB	0	1	--	0	23	--
VIET NAM	4.683	3.687	-21,27	64.078	58.909	-8,07
MALDIVES	9.196	6.475	-29,59	58.452	18.705	-68,00
INDIA	12.999	21.297	63,84	134.352	171.454	27,62
PAKISTAN	14.009	33.937	142,25	93.489	216.527	131,61
BANGLADESH	56.416	48.438	-14,14	516.758	455.282	-11,90
SRI LANKA	868	136	-84,33	2.204	513	-76,72
IRAN (ISLAMIC REPUBLIC OF)	227.236	216.778	-4,60	1.446.055	1.575.212	8,93
SAUDI ARABIA	427.652	357.877	-16,32	3.445.666	2.992.350	-13,16
KUWAIT	14.078	13.349	-5,18	159.971	141.803	-11,36
JORDAN	841	1.367	62,54	4.768	10.736	125,17
LEBANON	24.824	34.113	37,42	177.454	258.826	45,86
YEMEN	0	14.949	--	0	12.512	--

TABEL 5. PERKEMBANGAN EKSPOR INDONESIA MENURUT KOMODITI DAN NEGARA TUJUAN

JENIS BARANG	BERAT BERSIH (KG)		PERUB	NILAI FOB (US \$)		PERUB
	JAN-NOV 2006	JAN-NOV 2007	%	JAN-NOV 2006	JAN-NOV 2007	%
	(1)	(2)	(3)	(4)	(5)	(6)
OMAN	0	11.691	--	0	119.853	--
SYRIA ARAB REPUBLIC	16.843	26.082	54,85	76.071	171.759	125,79
TURKEY	122.449	121.314	-0,93	654.154	629.746	-3,73
UNITED ARAB EMIRATES	105.795	108.561	2,61	914.671	1.001.558	9,50
QATAR	23.754	13.362	-43,75	258.858	148.253	-42,73
BAHRAIN	4.862	7.298	50,10	56.681	79.332	39,96
CYPRUS	204	0	-100,00	1.442	0	-100,00
EGYPT	181.484	238.539	31,44	1.032.152	1.760.288	70,55
MOROCCO	5.713	13.091	129,14	55.515	119.335	114,96
ETHIOPIA	256	0	-100,00	400	0	-100,00
MADAGASCAR	117	0	-100,00	45	0	-100,00
KENYA	74	0	-100,00	1.600	0	-100,00
TOGO	0	19.503	--	0	11.957	--
COTE D'IVOIRE	101.950	46.897	-54,00	65.700	27.624	-57,95
BURKINA FASO	0	18.694	--	0	10.555	--
GAMBIA	240	139	-42,08	459	261	-43,14
SEYCHELLES	793	0	-100,00	1.778	0	-100,00
SOUTH AFRICA	13.699	86.994	535,04	195.505	366.260	87,34
AUSTRALIA	522.819	428.659	-18,01	3.497.992	2.874.200	-17,83
NEW ZEALAND	49.029	42.768	-12,77	437.924	396.012	-9,57
FIJI	198	1.080	445,45	1.302	6.302	384,02
EAST TIMOR	21	2	-90,48	6	7	16,67
UNITED STATES	3.525.875	4.336.106	22,98	18.741.409	23.915.737	27,61
CANADA	34.162	25.536	-25,25	477.791	445.526	-6,75
MEXICO	323.384	462.937	43,15	2.036.847	3.085.562	51,49
GUATEMALA	0	3.598	--	0	22.311	--
CUBA	730	0	-100,00	576	0	-100,00
CHILE	2.051	2.188	6,68	31.574	32.922	4,27
VENEZUELA	48.354	0	-100,00	257.444	0	-100,00
ARGENTINA	5.065	8.892	75,56	62.739	107.763	71,76
BRAZIL	23.843	34.144	43,20	139.606	211.568	51,55
COLOMBIA	200.094	235.793	17,84	1.067.372	1.469.122	37,64
ECUADOR	12.561	13.120	4,45	75.375	84.663	12,32
PERU	15.044	10.818	-28,09	103.080	78.774	-23,58
JAMAICA	0	588	--	0	6.137	--
PUERTO RICO	0	8.024	--	0	56.391	--
UNITED KINGDOM	206.073	279.798	35,78	1.990.993	2.544.495	27,80
NETHERLANDS	648.444	538.618	-16,94	3.496.488	3.299.383	-5,64
FRANCE	133.913	80.081	-40,20	742.568	463.249	-37,62
GERMANY, FED. REP. OF	241.866	386.792	59,92	1.830.490	2.849.130	55,65
BELGIUM	1.986	1.948	-1,91	15.854	16.489	4,01
SWITZERLAND	0	119	--	0	4.250	--
DENMARK	17.108	21.253	24,23	148.751	176.821	18,87
NORWAY	25.238	16.580	-34,31	273.654	177.900	-34,99
SWEDEN	84.684	78.948	-6,77	874.058	826.206	-5,47
FINLAND	2.516	2.183	-13,24	29.924	23.041	-23,00
IRELAND	24.806	38.308	54,43	257.891	438.559	70,06
ITALY	59.336	69.495	17,12	591.398	666.947	12,77
SPAIN	34.205	56.507	65,20	335.514	406.580	21,18
PORTUGAL	0	1.220	--	0	4.097	--
ICELAND	1.070	0	-100,00	8.366	0	-100,00
DEMOCRATIC REPUBLIC OF THE CO	0	117	--	0	1.040	--
HUNGARY	1.315	665	-49,43	21.901	11.237	-48,69
LATVIA	211	328	55,45	5.635	6.767	20,09
MALTA	0	814	--	0	8.240	--
CZECH REPUBLIC	32.944	57.872	75,67	317.685	505.231	59,04
RUSSIA FEDERATION	0	44	--	0	298	--
<b>-BATU SEMI PERMATA</b>	<b>54.481</b>	<b>73.284</b>	<b>34,51</b>	<b>583.393</b>	<b>906.107</b>	<b>55,32</b>
JAPAN	22	3.940	17.809,09	143.191	162.036	13,16
HONG KONG	2.356	1.920	-18,51	139.149	344.072	147,27
TAIWAN	0	157	--	0	282	--
CHINA	16.598	0	-100,00	118.402	0	-100,00
THAILAND	4	4	0,00	6.995	16	-99,77
UNITED ARAB EMIRATES	0	20	--	0	422	--
CYPRUS	0	151	--	0	165	--
NIGERIA	0	3	--	0	337	--
MAURITIUS	0	30	--	0	14	--
AUSTRALIA	0	14	--	0	2.735	--
NEW ZEALAND	0	21	--	0	54	--
UNITED STATES	35.300	62.285	76,44	170.206	373.052	119,18
CANADA	0	2	--	0	45	--
MEXICO	0	1.074	--	0	2.631	--
ARGENTINA	0	377	--	0	1.649	--
COSTA RICA	0	43	--	0	37	--
SAINT KITTS AND NEVIS	0	29	--	0	404	--
UNITED KINGDOM	2	393	19.550,00	65	7.964	12.152,31
NETHERLANDS	0	31	--	0	229	--

TABEL 5. PERKEMBANGAN EKSPOR INDONESIA MENURUT KOMODITI DAN NEGARA TUJUAN

JENIS BARANG	BERAT BERSIH (KG)		PERUB	NILAI FOB (US \$)		PERUB
	JAN-NOV 2006	JAN-NOV 2007	%	JAN-NOV 2006	JAN-NOV 2007	%
	(1)	(2)	(3)	(4)	(5)	(6)
FRANCE	0	103	--	0	312	--
GERMANY, FED. REP. OF	199	1.327	566,83	5.385	3.116	-42,14
AUSTRIA	0	174	--	0	942	--
BELGIUM	0	2	--	0	155	--
SWITZERLAND	0	1	--	0	1	--
NORWAY	0	2	--	0	78	--
SPAIN	0	542	--	0	2.306	--
GREECE	0	406	--	0	1.978	--
HUNGARY	0	42	--	0	95	--
POLAND	0	191	--	0	980	--
<b>-KOPER, TAS, DOMPET PLASTIK/TEKSTIL</b>	<b>7.582.288</b>	<b>7.467.868</b>	<b>-1,51</b>	<b>40.311.660</b>	<b>44.362.631</b>	<b>10,05</b>
JAPAN	680.471	835.576	22,79	4.567.410	5.447.655	19,27
HONG KONG	44.412	85.530	92,58	759.027	1.120.019	47,56
KOREA, REPUBLIC OF	21.890	78.730	259,66	65.916	206.717	213,61
TAIWAN	51.992	37.283	-28,29	108.474	87.360	-19,46
CHINA	85.757	111.891	30,47	189.474	1.122.535	492,45
MACAU	0	1	--	0	1	--
PAPUA NEW GUINEA	8.773	3.329	-62,05	20.459	18.402	-10,05
THAILAND	100.736	70.738	-29,78	157.955	128.289	-18,78
SINGAPORE	202.977	124.867	-38,48	1.012.478	1.709.882	68,88
PHILIPPINES	24.591	37.147	51,06	173.794	341.434	96,46
MALAYSIA	169.637	130.630	-22,99	486.018	534.046	9,88
CAMBODIA	0	4	--	0	4	--
BRUNEI DARUSSALAM	3.019	4.419	46,37	12.567	18.078	43,85
VIET NAM	92	195	111,96	80	145	81,25
MALDIVES	12.426	13.778	10,88	32.573	69.803	114,30
INDIA	214.649	77.747	-63,78	665.830	343.378	-48,43
PAKISTAN	3.873	0	-100,00	18.760	0	-100,00
BANGLADESH	58.999	83.479	41,49	153.773	225.751	46,81
SRI LANKA	0	3.259	--	0	7.902	--
IRAN (ISLAMIC REPUBLIC OF)	6.084	0	-100,00	6.812	0	-100,00
SAUDI ARABIA	65.019	72.241	11,11	229.203	334.443	45,92
KUWAIT	984	442	-55,08	3.440	66.103	1.821,60
JORDAN	65	81	24,62	2.290	1.927	-15,85
LEBANON	11.796	1.690	-85,67	42.738	6.240	-85,40
YEMEN	0	1.931	--	0	18.360	--
SYRIA ARAB REPUBLIC	5.956	0	-100,00	14.838	0	-100,00
TURKEY	9.363	753	-91,96	27.859	10.359	-62,82
UNITED ARAB EMIRATES	443.057	490.389	10,68	1.815.817	2.337.572	28,73
QATAR	7.449	818	-89,02	19.333	6.035	-68,78
CYPRUS	66	6	-90,91	195	32	-83,59
EGYPT	12.159	15.704	29,16	71.515	43.207	-39,58
MOROCCO	0	79	--	0	149	--
TUNISIA	0	36	--	0	222	--
ALGERIA	50	0	-100,00	346	0	-100,00
TANZANIA, UNITED REPUBLIC OF	0	561	--	0	2.799	--
MADAGASCAR	990	136	-86,26	997	246	-75,33
KENYA	2.133	1.407	-34,04	5.792	3.181	-45,08
REUNION	2.196	4.494	104,64	8.441	8.525	1,00
MOZAMBIQUE	264	1.125	326,14	1.218	5.144	322,33
GHANA	1.210	0	-100,00	2.441	0	-100,00
ANGOLA	1.880	0	-100,00	7.476	0	-100,00
NIGERIA	71	0	-100,00	888	0	-100,00
GABON	1.474	0	-100,00	1.680	0	-100,00
COTE D'IVOIRE	0	208	--	0	402	--
SENEGAL	0	10	--	0	7	--
U.S. VIRGIN ISLANDS	269	124	-53,90	162	299	84,57
SEYCHELLES	13	188	1.346,15	971	3.468	257,16
UGANDA	0	1	--	0	10	--
SOUTH AFRICA	59.259	58.935	-0,55	129.012	143.515	11,24
ZAMBIA	78	0	-100,00	484	0	-100,00
MAURITIUS	1.701	1.634	-3,94	4.237	3.573	-15,67
VIRGIN ISLANDS (BRITISH)	818	625	-23,59	3.766	3.187	-15,37
AUSTRALIA	80.616	122.135	51,50	411.099	899.063	118,70
NEW ZEALAND	9.186	27.620	200,67	48.068	109.616	128,04
MICRONESIA, FEDERATED STATES (F.M.F.)	97	0	-100,00	386	0	-100,00
GUAM	933	547	-41,37	14.154	7.602	-46,29
PALAU	0	123	--	0	663	--
NEW CALEDONIA	6.751	6.124	-9,29	16.511	28.467	72,41
NORTHERN MARIANA ISLANDS	556	33	-94,06	3.730	2.058	-44,83
SAINT VINCENT AND THE GRENADINES	0	412	--	0	800	--
VANUATU	4.933	5.490	11,29	6.292	7.603	20,84
WALLIS AND FUTUNA ISLANDS	71	223	214,08	157	336	114,01
COOK ISLANDS	593	1.709	188,20	4.793	8.478	76,88
FIJI	1.393	5.590	301,29	3.667	12.130	230,79
KIRIBATI	552	0	-100,00	760	0	-100,00
SOLOMON ISLANDS	864	0	-100,00	864	0	-100,00
TONGA	0	683	--	0	842	--
UNITED STATES	2.217.652	1.572.360	-29,10	11.608.396	11.412.567	-1,69
CANADA	39.662	66.775	68,36	192.917	234.523	21,57

TABEL 5. PERKEMBANGAN EKSPOR INDONESIA MENURUT KOMODITI DAN NEGARA TUJUAN

JENIS BARANG	BERAT BERSIH (KG)		PERUB	NILAI FOB (US \$)		PERUB
	JAN-NOV 2006	JAN-NOV 2007	%	JAN-NOV 2006	JAN-NOV 2007	%
	(1)	(2)	(3)	(4)	(5)	(6)
MEXICO	68.747	62.069	-9,71	349.364	410.304	17,44
GUATEMALA	0	97	--	0	1.016	--
NICARAGUA	0	320	--	0	240	--
PANAMA	21.317	67.259	215,52	48.701	128.979	164,84
CHILE	7.442	20.163	170,94	16.973	36.662	116,00
VENEZUELA	4.659	0	-100,00	4.808	0	-100,00
ARGENTINA	21.064	31.501	49,55	54.641	61.175	11,96
BRAZIL	65.096	77.073	18,40	104.221	161.554	55,01
COLOMBIA	770	125	-83,77	2.604	593	-77,23
BOLIVIA	0	14	--	0	24	--
URUGUAY	7.306	7.228	-1,07	18.360	13.959	-23,97
PARAGUAY	0	8	--	0	32	--
ECUADOR	6.538	8.199	25,41	13.625	15.713	15,32
PERU	10	1.729	17.190,00	273	5.336	1.854,58
TRINIDAD AND TOBAGO	14	42	200,00	396	39	-90,15
BAHAMAS	2.101	1.668	-20,61	6.590	3.371	-48,85
JAMAICA	0	693	--	0	3.251	--
PUERTO RICO	1.323	1.146	-13,38	16.770	9.369	-44,13
BELIZE	0	16	--	0	22	--
DOMINICAN REPUBLIC	31	214	590,32	347	450	29,68
EL SALVADOR	1	0	-100,00	15	0	-100,00
COSTA RICA	2.157	3.783	75,38	6.670	10.663	59,87
BARBADOS	49	2.218	4.426,53	1.128	2.957	162,15
ANTIGUA AND BARBUDA	136	0	-100,00	1.339	0	-100,00
ARUBA	0	66	--	0	116	--
BERMUDA	107	623	482,24	1.402	3.524	151,36
CAYMAN ISLANDS	0	6	--	0	373	--
FRENCH POLYNESIA	3.848	9.704	152,18	15.305	28.296	84,88
GRENADA	66	9	-86,36	237	47	-80,17
MARTINIQUE	986	560	-43,20	3.728	3.699	-0,78
NETHERLANDS ANTILLES	812	690	-15,02	7.508	10.657	41,94
SAINT LUCIA	12	0	-100,00	204	0	-100,00
TURKS AND CAICOS ISLANDS	0	233	--	0	818	--
GUADELOUPE	1.000	874	-12,60	4.684	3.095	-33,92
SAINT KITTS AND NEVIS	0	12	--	0	177	--
UNITED KINGDOM	350.164	355.712	1,58	1.375.843	1.104.690	-19,71
NETHERLANDS	283.671	202.571	-28,59	4.153.987	3.867.444	-6,90
FRANCE	82.619	93.116	12,71	923.507	333.800	-63,86
GERMANY, FED. REP. OF	269.303	321.402	19,35	1.412.837	1.790.672	26,74
AUSTRIA	10.670	5.119	-52,02	50.191	40.227	-19,85
BELGIUM	805.449	1.235.424	53,38	3.254.634	4.091.637	25,72
SWITZERLAND	8.436	25.183	198,52	48.122	121.001	151,45
DENMARK	3.717	29.233	686,47	5.362	29.323	446,87
NORWAY	6.771	3.124	-53,86	120.953	55.078	-54,46
SWEDEN	25.765	13.938	-45,90	207.204	90.493	-56,33
FINLAND	1.482	1.928	30,09	9.058	5.801	-35,96
IRELAND	16.659	9.771	-41,35	30.136	22.212	-26,29
ITALY	486.041	501.134	3,11	3.352.724	3.706.790	10,56
SPAIN	304.415	181.918	-40,24	1.431.661	952.725	-33,45
PORTUGAL	3.256	1.737	-46,65	7.028	7.254	3,22
GREECE	17.266	18.617	7,82	66.878	72.905	9,01
DEMOCRATIC REPUBLIC OF THE CO	0	952	--	0	8.420	--
HUNGARY	795	443	-44,28	3.221	2.991	-7,14
POLAND	146	405	177,40	1.001	7.293	628,57
ROMANIA	57	0	-100,00	484	0	-100,00
BULGARIA	3.987	0	-100,00	9.018	0	-100,00
YUGOSLAVIA	2	2.158	107.800,00	31	4.330	13.867,74
KAZAKHSTAN	10	0	-100,00	142	0	-100,00
UKRAINE	74	46	-37,84	105	233	121,90
ESTONIA	875	0	-100,00	1.207	0	-100,00
CROATIA	472	279	-40,89	1.120	1.518	35,54
BOSNIA AND HERZEGOVINA	0	5	--	0	80	--
MALTA	83	236	184,34	703	1.555	121,19
SLOVAKIA	115	1.381	1.100,87	469	8.484	1.708,96
SLOVENIA	230	556	141,74	440	2.900	559,09
CZECH REPUBLIC	127	661	420,47	1.498	2.233	49,07
RUSSIA FEDERATION	1.482	432	-70,85	23.870	8.877	-62,81
<b>-BARANG DARI LOGAM MULIA</b>	<b>653.049</b>	<b>285.097</b>	<b>-56,34</b>	<b>81.313.377</b>	<b>140.147.216</b>	<b>72,35</b>
JAPAN	6.120	4.256	-30,46	266.625	817.833	206,74
HONG KONG	6.049	10.019	65,63	547.814	6.343.494	1.057,96
KOREA, REPUBLIC OF	946	846	-10,57	16.176	113.901	604,14
TAIWAN	4	16	300,00	5.543	15.056	171,62
CHINA	66	264	300,00	230	4.068	1.668,70
PAPUA NEW GUINEA	47	0	-100,00	58	0	-100,00
THAILAND	12.233	5.136	-58,02	1.916.993	2.832.852	47,78
SINGAPORE	144.087	169.141	17,39	14.725.723	20.588.812	39,82
PHILIPPINES	130	5	-96,15	1.670	72.904	4.265,51
MALAYSIA	527	567	7,59	23.981	12.025	-49,86
BRUNEI DARUSSALAM	21	780	3.614,29	88	1.304	1.381,82
VIET NAM	0	2	--	0	18	--
MALDIVES	15	583	3.786,67	1.191	9.632	708,73

TABEL 5. PERKEMBANGAN EKSPOR INDONESIA MENURUT KOMODITI DAN NEGARA TUJUAN

JENIS BARANG	BERAT BERSIH (KG)		PERUB	NILAI FOB (US \$)		PERUB
	JAN-NOV 2006	JAN-NOV 2007	%	JAN-NOV 2006	JAN-NOV 2007	%
	(1)	(2)	(3)	(4)	(5)	(6)
INDIA	5	426	8.420,00	44.054	4.751	-89,22
IRAN (ISLAMIC REPUBLIC OF)	0	647	--	0	1.206	--
KUWAIT	294.368	0	-100,00	176.756	0	-100,00
JORDAN	0	19	--	0	10.552	--
OMAN	2	0	-100,00	6	0	-100,00
TURKEY	2.185	2.541	16,29	749.543	1.108.514	47,89
UNITED ARAB EMIRATES	1.103	3.069	178,24	11.718.483	39.739.497	239,12
CYPRUS	573	0	-100,00	34.333	0	-100,00
EGYPT	0	5	--	0	3.643	--
TANZANIA, UNITED REPUBLIC OF	456	0	-100,00	1.743	0	-100,00
MADAGASCAR	0	65	--	0	61	--
KENYA	0	8	--	0	133	--
REUNION	227	131	-42,29	3.276	762	-76,74
U.S. VIRGIN ISLANDS	32	0	-100,00	18.116	0	-100,00
SEYCHELLES	0	8	--	0	1.700	--
SOUTH AFRICA	1.007	9	-99,11	41.120	18	-99,96
VIRGIN ISLANDS (BRITISH)	319	0	-100,00	1.832	0	-100,00
AUSTRALIA	6.752	6.322	-6,37	385.920	665.750	72,51
NEW ZEALAND	1.421	1.116	-21,46	74.974	49.777	-33,61
PALAU	26	0	-100,00	185	0	-100,00
NEW CALEDONIA	126	103	-18,25	466	69	-85,19
NORTHERN MARIANA ISLANDS	5	0	-100,00	217	0	-100,00
FIJI	31	0	-100,00	12	0	-100,00
MARSHALL ISLANDS	0	11	--	0	473	--
UNITED STATES	105.577	32.056	-69,64	44.864.774	56.802.545	26,61
CANADA	4.717	4.549	-3,56	113.750	467.179	310,71
MEXICO	77	53	-31,17	350	2.618	648,00
ARGENTINA	0	40	--	0	60	--
BRAZIL	0	216	--	0	14.366	--
COLOMBIA	172	0	-100,00	267	0	-100,00
BAHAMAS	27	0	-100,00	548	0	-100,00
PUERTO RICO	15	56	273,33	10.673	36.760	244,42
BELIZE	399	0	-100,00	1.000	0	-100,00
DOMINICAN REPUBLIC	502	0	-100,00	1.419	0	-100,00
COSTA RICA	0	4	--	0	30	--
ANTIGUA AND BARBUDA	21	0	-100,00	210	0	-100,00
BERMUDA	95	15	-84,21	670	213	-68,21
CAYMAN ISLANDS	0	36	--	0	1.939	--
FRENCH POLYNESIA	24	0	-100,00	516	0	-100,00
GRENADA	168	0	-100,00	599	0	-100,00
NETHERLANDS ANTILLES	49	112	128,57	1.913	3.349	75,07
SAINT KITTS AND NEVIS	0	14	--	0	204	--
UNITED KINGDOM	11.271	3.723	-66,97	897.717	1.096.159	22,11
NETHERLANDS	24.941	18.543	-25,65	836.694	1.190.240	42,26
FRANCE	3.178	4.052	27,50	47.162	57.207	21,30
GERMANY, FED. REP. OF	5.059	5.027	-0,63	1.625.646	5.052.762	210,82
AUSTRIA	26	36	38,46	8.781	8.037	-8,47
BELGIUM	812	159	-80,42	4.888	28.248	477,91
SWITZERLAND	643	639	-0,62	380.247	428.968	12,81
DENMARK	218	269	23,39	433.035	592.755	36,88
NORWAY	721	964	33,70	175.413	272.177	55,16
SWEDEN	195	15	-92,31	11.386	18.463	62,16
FINLAND	124	0	-100,00	873	0	-100,00
IRELAND	3	13	333,33	2.406	9.873	310,35
ITALY	5.058	5.415	7,06	868.277	1.312.625	51,18
SPAIN	3.654	2.011	-44,96	131.863	256.613	94,61
PORTUGAL	151	300	98,68	1.512	5.738	279,50
ICELAND	14	29	107,14	20.262	33.156	63,64
GREECE	363	314	-13,50	10.013	11.742	17,27
HUNGARY	0	46	--	0	839	--
POLAND	32	8	-75,00	17.973	12.625	-29,76
YUGOSLAVIA	2	0	-100,00	22	0	-100,00
LATVIA	0	10	--	0	59	--
MALTA	5.788	0	-100,00	60.896	0	-100,00
SLOVAKIA	27	229	748,15	340	2.477	628,53
SLOVENIA	3	0	-100,00	1.522	0	-100,00
RUSSIA FEDERATION	40	49	22,50	22.632	28.385	25,42
<b>-PETI KEMAS</b>	<b>28.010.941</b>	<b>32.318.327</b>	<b>15,38</b>	<b>30.396.865</b>	<b>36.527.086</b>	<b>20,17</b>
JAPAN	0	218.829	--	0	215.624	--
HONG KONG	28.981	225.000	676,37	167.640	244.000	45,55
CHINA	12.191	3.300	-72,93	47.423	17.470	-63,16
PAPUA NEW GUINEA	4.991	5.842	17,05	4.172	25.935	521,64
THAILAND	6.222	223.900	3.498,52	27.781	366.384	1.218,83
SINGAPORE	1.030.278	4.023.264	290,50	660.776	5.430.728	721,87
MALAYSIA	82.239	62.335	-24,20	327.100	76.222	-76,70
LAO PEOPLE'S DEMOCRATIC REPUB	0	89	--	0	1.500	--
VIET NAM	26.227	86.120	228,36	109.337	49.104	-55,09
INDIA	127.999	0	-100,00	52.489	0	-100,00
UNITED ARAB EMIRATES	155.775	0	-100,00	208.620	0	-100,00
NIGERIA	10.000	0	-100,00	4.777	0	-100,00
SOUTH AFRICA	29.689	0	-100,00	26.800	0	-100,00

TABEL 5. PERKEMBANGAN EKSPOR INDONESIA MENURUT KOMODITI DAN NEGARA TUJUAN

JENIS BARANG	BERAT BERSIH (KG)		PERUB	NILAI FOB (US \$)		PERUB
	JAN-NOV 2006	JAN-NOV 2007	%	JAN-NOV 2006	JAN-NOV 2007	%
	(1)	(2)	(3)	(4)	(5)	(6)
ZAMBIA	0	9.500	--	0	161.511	--
AUSTRALIA	50.292	18.828	-62,56	127.137	25.907	-79,62
EAST TIMOR	1.636	0	-100,00	45	0	-100,00
UNITED STATES	6.404.271	14.364.344	124,29	6.558.900	16.490.880	151,43
BARBADOS	4.609.000	2.647.000	-42,57	3.502.000	2.195.700	-37,30
BERMUDA	756.000	5.066.000	570,11	706.600	4.682.500	562,68
UNITED KINGDOM	202.191	266	-99,87	423.888	895	-99,79
NETHERLANDS	17.959	0	-100,00	125.130	0	-100,00
GERMANY, FED. REP. OF	12.565.000	4.002.056	-68,15	15.741.250	5.257.350	-66,60
ITALY	0	29.654	--	0	25.376	--
MALTA	1.890.000	1.332.000	-29,52	1.575.000	1.260.000	-20,00
<b>-KOMPUTER DAN BAGIANNYA</b>	<b>70.048.500</b>	<b>37.878.637</b>	<b>-45,93</b>	<b>1.291.811.684</b>	<b>915.558.671</b>	<b>-29,13</b>
JAPAN	4.175.573	2.437.751	-41,62	141.405.935	131.426.811	-7,06
HONG KONG	6.114.403	1.267.418	-79,27	121.872.811	13.868.986	-88,62
KOREA, REPUBLIC OF	1.240.827	367.958	-70,35	32.464.010	4.217.172	-87,01
TAIWAN	1.471.001	486.061	-66,96	35.680.532	6.325.382	-82,27
CHINA	4.160.338	6.904.868	65,97	107.053.493	157.942.713	47,54
MACAU	0	99	--	0	2.073	--
PAPUA NEW GUINEA	1.008	200	-80,16	30.414	645	-97,88
THAILAND	2.292.185	667.237	-70,89	42.926.236	25.565.128	-40,44
SINGAPORE	9.183.485	7.990.605	-12,99	209.907.419	262.247.733	24,93
PHILIPPINES	746.322	487.063	-34,74	9.479.941	6.169.432	-34,92
MALAYSIA	1.645.707	1.705.784	3,65	36.265.216	34.918.947	-3,71
CAMBODIA	753	25	-96,68	4.840	360	-92,56
BRUNEI DARUSSALAM	50	910	1.720,00	70	947	1.252,86
NEPAL	1.104	7.049	538,50	28.561	193.793	578,52
VIET NAM	149.590	64.560	-56,84	1.633.934	889.844	-45,54
MALDIVES	0	219	--	0	1.570	--
INDIA	2.065.248	1.459.424	-29,33	28.994.237	20.689.646	-28,64
PAKISTAN	30.471	14.242	-53,26	518.303	393.369	-24,10
BANGLADESH	14.271	2.409	-83,12	213.334	52.167	-75,55
SRI LANKA	13.763	7.840	-43,04	50.852	31.529	-38,00
IRAN (ISLAMIC REPUBLIC OF)	37.576	26.623	-29,15	943.043	1.278.805	35,60
SAUDI ARABIA	11.356	10.065	-11,37	201.472	198.318	-1,57
KUWAIT	6.202	22	-99,65	170.096	100	-99,94
JORDAN	11.449	16.199	41,49	130.820	52.389	-59,95
LEBANON	10.166	0	-100,00	160.516	0	-100,00
YEMEN	404	17.101	4.132,92	9.152	559.850	6.017,24
OMAN	0	2	--	0	50	--
SYRIA ARAB REPUBLIC	30.136	0	-100,00	437.841	0	-100,00
TURKEY	424.943	71.765	-83,11	8.197.777	1.879.511	-77,07
UNITED ARAB EMIRATES	1.063.013	1.041.059	-2,07	14.805.846	14.160.364	-4,36
QATAR	300	0	-100,00	1.970	0	-100,00
BAHRAIN	0	62	--	0	90	--
EGYPT	105.820	205.276	93,99	1.771.320	4.878.701	175,43
LIBYAN ARAB JAMAHIRIYA	10.656	2.362	-77,83	167.240	62.788	-62,46
MOROCCO	0	40	--	0	550	--
TUNISIA	1.435	0	-100,00	28.617	0	-100,00
ALGERIA	38.590	7.746	-79,93	479.904	211.804	-55,87
ETHIOPIA	766	0	-100,00	7.850	0	-100,00
TANZANIA, UNITED REPUBLIC OF	415	446	7,47	430	1.710	297,67
KENYA	889	1.128	26,88	500	5.388	977,60
REUNION	370	0	-100,00	10.320	0	-100,00
BOTSWANA	117	0	-100,00	23	0	-100,00
GHANA	1.042	232	-77,74	1.187	226	-80,96
CAMEROON	0	810	--	0	6.833	--
NIGERIA	29.153	14.941	-48,75	128.628	92.344	-28,21
BENIN	46.800	0	-100,00	24.800	0	-100,00
SEYCHELLES	0	786	--	0	2.866	--
UGANDA	927	1.284	38,51	619	6.618	969,14
SOUTH AFRICA	58.270	39.632	-31,99	1.508.576	1.087.048	-27,94
ZIMBABWE	130	0	-100,00	130	0	-100,00
ZAMBIA	59	0	-100,00	12	0	-100,00
MALAWI	60	100	66,67	60	500	733,33
AUSTRALIA	786.043	189.004	-75,96	12.478.361	4.895.642	-60,77
NEW ZEALAND	287	127	-55,75	2.960	2.163	-26,93
PALAU	1	0	-100,00	2	0	-100,00
AMERICAN SAMOA	124	0	-100,00	1.345	0	-100,00
SOLOMON ISLANDS	150	0	-100,00	450	0	-100,00
EAST TIMOR	8.318	23.135	178,13	4.289	467.642	10.803,29
UNITED STATES	7.811.517	3.999.925	-48,79	126.274.691	69.151.902	-45,24
CANADA	134.025	45.967	-65,70	2.130.344	1.051.452	-50,64
MEXICO	1.491.196	570.567	-61,74	25.051.772	11.132.859	-55,56
GUATEMALA	17.043	0	-100,00	419.145	0	-100,00
PANAMA	99	4.634	4.580,81	722	75.306	10.330,19
CHILE	320.412	44.453	-86,13	4.052.066	475.347	-88,27
VENEZUELA	157.189	5	-100,00	1.988.016	220	-99,99
ARGENTINA	402.350	34.974	-91,31	6.014.201	316.965	-94,73
BRAZIL	2.317.525	1.421.505	-38,66	23.027.510	19.596.229	-14,90
COLOMBIA	202.505	121.642	-39,93	2.334.408	1.347.018	-42,30
URUGUAY	370	2.755	644,59	80	14.160	17.600,00

TABEL 5. PERKEMBANGAN EKSPOR INDONESIA MENURUT KOMODITI DAN NEGARA TUJUAN

JENIS BARANG	BERAT BERSIH (KG)		PERUB	NILAI FOB (US \$)		PERUB
	JAN-NOV 2006	JAN-NOV 2007	%	JAN-NOV 2006	JAN-NOV 2007	%
	(1)	(2)	(3)	(4)	(5)	(6)
ECUADOR	188	0	-100,00	6.068	0	-100,00
PERU	129.989	58.467	-55,02	1.548.147	557.608	-63,98
COSTA RICA	78.143	0	-100,00	970.440	0	-100,00
NETHERLANDS ANTILLES	106	33	-68,87	35.976	6.780	-81,15
UNITED KINGDOM	160.268	31.362	-80,43	4.691.714	1.931.773	-58,83
NETHERLANDS	10.698.932	3.122.120	-70,82	170.870.950	69.866.506	-59,11
FRANCE	828	2.410	191,06	20.478	61.339	199,54
GERMANY, FED. REP. OF	2.753.956	2.365.995	-14,09	35.275.400	27.236.907	-22,79
AUSTRIA	28	141	403,57	267	2.677	902,62
BELGIUM	20.399	14.071	-31,02	538.319	331.119	-38,49
SWITZERLAND	356	11	-96,91	29.305	2.980	-89,83
LUXEMBOURG	2.520	0	-100,00	84.492	0	-100,00
DENMARK	578	1	-99,83	25.684	156	-99,39
NORWAY	100	436	336,00	700	34.490	4.827,14
SWEDEN	4.516	0	-100,00	12.633	0	-100,00
FINLAND	33.660	25.375	-24,61	752.270	442.754	-41,14
IRELAND	482.716	153.299	-68,24	19.036.276	9.658.571	-49,26
ITALY	3.152	2.204	-30,08	184.618	73.830	-60,01
SPAIN	379	5.037	1.229,02	12.680	155.600	1.127,13
PORTUGAL	39	648	1.561,54	10.111	18.177	79,77
GREECE	488	0	-100,00	32.209	0	-100,00
HUNGARY	271.772	76.825	-71,73	16.474.425	2.687.707	-83,69
POLAND	8.639	17.501	102,58	210.404	567.756	169,84
ROMANIA	0	9.461	--	0	259.604	--
BULGARIA	370	0	-100,00	10.320	0	-100,00
KAZAKHSTAN	0	25	--	0	500	--
UKRAINE	0	1.532	--	0	26.347	--
UZBEKISTAN	5.348	0	-100,00	121.087	0	-100,00
LITHUANIA	130	0	-100,00	18.170	0	-100,00
MALTA	0	152	--	0	18.916	--
SLOVAKIA	8.420	87.392	937,91	159.660	1.500.000	839,50
SLOVENIA	6.289.847	0	-100,00	34.629.654	0	-100,00
CZECH REPUBLIC	246.336	113.468	-53,94	4.549.978	2.129.155	-53,21
RUSSIA FEDERATION	0	2.575	--	0	35.414	--
<b>-KENDARAAN BERMOTOR RODA 2 D</b>	<b>3.599.271</b>	<b>4.688.070</b>	<b>30,25</b>	<b>27.644.292</b>	<b>28.541.800</b>	<b>3,25</b>
JAPAN	64.208	191.475	198,21	1.415.345	2.142.444	51,37
HONG KONG	328	85	-74,09	1.430	835	-41,61
KOREA, REPUBLIC OF	0	3.300	--	0	40.653	--
TAIWAN	1.649	2.606	58,04	15.654	21.242	35,70
CHINA	901	5.760	539,29	11.956	11.990	0,28
THAILAND	36.313	6.752	-81,41	733.751	114.266	-84,43
SINGAPORE	1.113	9.811	781,49	6.770	68.479	911,51
PHILIPPINES	1.560.549	1.694.795	8,60	11.839.617	13.726.554	15,94
MALAYSIA	68.282	1.029.513	1.407,74	127.865	1.805.534	1.312,06
CAMBODIA	0	100	--	0	2.500	--
BRUNEI DARUSSALAM	0	3.724	--	0	38.442	--
VIET NAM	41.730	245.100	487,35	459.518	486.632	5,90
MALDIVES	5.037	17.278	243,02	39.684	148.374	273,89
INDIA	8.291	7.353	-11,31	131.772	57.839	-56,11
PAKISTAN	16.717	2.082	-87,55	103.201	20.677	-79,96
IRAN (ISLAMIC REPUBLIC OF)	0	229	--	0	891	--
JORDAN	11.000	0	-100,00	75.000	0	-100,00
UNITED ARAB EMIRATES	2.550	203	-92,04	9.040	1.604	-82,26
BAHRAIN	0	70	--	0	738	--
CYPRUS	200	0	-100,00	842	0	-100,00
EGYPT	7.500	0	-100,00	12.250	0	-100,00
ALGERIA	250	0	-100,00	650	0	-100,00
TANZANIA, UNITED REPUBLIC OF	537	0	-100,00	556	0	-100,00
MADAGASCAR	0	2.640	--	0	13.200	--
MOZAMBIQUE	3.120	0	-100,00	19.240	0	-100,00
TOGO	21.000	0	-100,00	17.350	0	-100,00
GHANA	12.199	0	-100,00	133.320	0	-100,00
ANGOLA	133.253	36.000	-72,98	829.820	230.100	-72,27
CONGO	3.600	0	-100,00	23.370	0	-100,00
CAMEROON	0	42	--	0	50	--
COTE D'IVOIRE	0	5.760	--	0	41.952	--
BENIN	0	209	--	0	391	--
GAMBIA	0	1.344	--	0	944	--
SEYCHELLES	0	577	--	0	1.578	--
DJIBOUTI	6.240	9.904	58,72	40.200	55.240	37,41
ZIMBABWE	3.600	0	-100,00	23.370	0	-100,00
VIRGIN ISLANDS (BRITISH)	0	2.400	--	0	20.360	--
AUSTRALIA	25.372	168.057	562,37	92.423	1.520.159	1.544,78
NEW ZEALAND	59.150	3.890	-93,42	627.118	5.020	-99,20
WALLIS AND FUTUNA ISLANDS	2.459	0	-100,00	19.800	0	-100,00
COOK ISLANDS	0	2.880	--	0	24.432	--
CHRISTMAS ISLANDS	40	0	-100,00	500	0	-100,00
EAST TIMOR	7.066	0	-100,00	100.103	0	-100,00
UNITED STATES	4.464	8.010	79,44	20.060	20.317	1,28
CANADA	410	8.434	1.957,07	2.060	32.907	1.497,43
MEXICO	119.612	53.811	-55,01	940.164	464.386	-50,61



TABEL 5. PERKEMBANGAN EKSPOR INDONESIA MENURUT KOMODITI DAN NEGARA TUJUAN

JENIS BARANG	BERAT BERSIH (KG)		PERUB	NILAI FOB (US \$)		PERUB
	JAN-NOV 2006	JAN-NOV 2007	%	JAN-NOV 2006	JAN-NOV 2007	%
	(1)	(2)	(3)	(4)	(5)	(6)
GUATEMALA	11.520	2.880	-75,00	84.000	19.200	-77,14
HONDURAS	7.305	0	-100,00	44.861	0	-100,00
CHILE	11.760	20.160	71,43	97.514	168.264	72,55
VENEZUELA	210.840	0	-100,00	1.326.620	0	-100,00
ARGENTINA	0	100	--	0	650	--
BRAZIL	200	4.434	2.117,00	100	26.046	25.946,00
COLOMBIA	801.804	955.505	19,17	5.665.438	6.102.685	7,72
PARAGUAY	120	0	-100,00	750	0	-100,00
ECUADOR	110	0	-100,00	741	0	-100,00
DOMINICAN REPUBLIC	131.460	68.400	-47,97	838.460	441.548	-47,34
EL SALVADOR	6.240	0	-100,00	42.100	0	-100,00
COSTA RICA	2.880	0	-100,00	21.000	0	-100,00
BARBADOS	3.600	0	-100,00	23.700	0	-100,00
BERMUDA	8.400	20.640	145,71	65.064	172.752	165,51
UNITED KINGDOM	2.042	15.073	638,15	16.680	36.198	117,01
NETHERLANDS	550	5.479	896,18	100	15.528	15.428,00
FRANCE	10.354	17.441	68,45	46.657	84.476	81,06
GERMANY, FED. REP. OF	1.730	6.018	247,86	8.733	23.150	165,09
AUSTRIA	275	0	-100,00	1.250	0	-100,00
BELGIUM	10.181	13.108	28,75	13.434	38.061	183,32
SWITZERLAND	125	600	380,00	11.000	3.926	-64,31
DENMARK	200	0	-100,00	2.400	0	-100,00
NORWAY	150	0	-100,00	1.150	0	-100,00
FINLAND	4.256	4.163	-2,19	2.174	14.444	564,40
ITALY	89.130	26.454	-70,32	908.831	252.653	-72,20
SPAIN	300	2.500	733,33	200	8.889	4.344,50
GREECE	54.999	921	-98,33	547.536	12.600	-97,70
<b>-KENDARAAN BERMOTOR RODA 4 D</b>	<b>69.646.179</b>	<b>130.517.235</b>	<b>87,40</b>	<b>365.878.471</b>	<b>798.897.992</b>	<b>118,35</b>
JAPAN	795.200	857.842	7,88	2.942.650	6.554.184	122,73
HONG KONG	7.600	8.440	11,05	91.436	83.004	-9,22
KOREA, REPUBLIC OF	1.695	3.544	109,09	11.500	46.480	304,17
TAIWAN	1.547	1.010.901	65.245,90	6.187	4.370.655	70.542,56
CHINA	167.695	100.690	-39,96	129.762	719.812	454,72
PAPUA NEW GUINEA	44.396	97.471	119,55	63.878	52.101	-18,44
THAILAND	4.877.922	7.936.756	62,71	26.315.325	39.617.379	50,55
SINGAPORE	6.506.149	3.639.093	-44,07	9.038.060	8.504.527	-5,90
PHILIPPINES	9.164.679	14.927.104	62,88	46.641.720	78.066.507	67,37
MALAYSIA	13.114.024	15.284.258	16,55	69.602.311	76.864.849	10,43
MYANMAR (FORM. BURMA)	117.968	516.075	337,47	214.312	4.218.156	1.868,23
BRUNEI DARUSSALAM	1.351.228	1.478.722	9,44	8.325.439	8.677.863	4,23
NEPAL	8.400	13.451	60,13	33.540	60.387	80,04
VIET NAM	2.533.051	5.835.419	130,37	10.338.787	31.044.361	200,27
MALDIVES	0	69	--	0	262	--
INDIA	2.430	1.415	-41,77	13.351	5.788	-56,65
PAKISTAN	2.810.507	483.493	-82,80	17.516.440	3.394.212	-80,62
BANGLADESH	27.294	174.314	538,65	178.417	1.014.453	468,59
SRI LANKA	29.691	218.649	636,42	404.040	1.295.910	220,74
SAUDI ARABIA	9.257.582	24.748.244	167,33	67.161.813	176.092.069	162,19
KUWAIT	645.278	1.585.743	145,75	4.225.256	13.317.047	215,18
JORDAN	16.902	129.613	666,85	87.773	807.303	819,76
LEBANON	86.639	1.171.980	1.252,72	553.043	9.708.120	1.655,40
YEMEN	326.081	372.528	14,24	1.743.972	1.878.837	7,73
OMAN	257.083	4.908.005	1.809,11	2.152.632	44.803.075	1.981,32
SYRIA ARAB REPUBLIC	353.644	497.912	40,79	2.149.888	3.130.051	45,59
UNITED ARAB EMIRATES	2.114.982	11.307.265	434,63	11.747.872	102.811.566	775,15
QATAR	285.007	977.375	242,93	2.072.230	8.916.425	330,28
BAHRAIN	108.919	512.519	370,55	940.174	4.736.542	403,79
EGYPT	150.479	1.389.992	823,71	843.623	7.863.989	832,17
LIBYAN ARAB JAMAHIRIYA	68.531	83.619	22,02	187.500	515.460	174,91
MOROCCO	120.352	76.560	-36,39	605.679	370.576	-38,82
ALGERIA	22.150	79.336	258,18	145.056	610.820	321,09
SUDAN	105.498	145.070	37,51	594.661	1.176.984	97,93
TANZANIA, UNITED REPUBLIC OF	19.538	24.000	22,84	76.349	322.746	322,72
MADAGASCAR	0	6.779	--	0	36.802	--
KENYA	0	35.254	--	0	199.918	--
MOZAMBIQUE	0	55.722	--	0	274.713	--
GHANA	460.574	18.057	-96,08	4.337.919	112.793	-97,40
GUINEA	428.250	0	-100,00	3.963.330	0	-100,00
ANGOLA	34.096	105.759	210,18	192.837	614.288	218,55
CONGO	10.000	44.957	349,57	1.180	256.001	21.595,00
NIGERIA	0	148.474	--	0	981.331	--
SENEGAL	3.032	0	-100,00	8.568	0	-100,00
SEYCHELLES	4.970	10.898	119,28	33.715	72.093	113,83
SOUTH AFRICA	4.944.546	18.276.807	269,64	22.996.862	89.133.703	287,59
MAURITIUS	0	39.365	--	0	235.153	--
RWANDA	0	1.270	--	0	8.764	--
AUSTRALIA	1.326.063	2.349.669	77,19	10.699.477	15.210.257	42,16
NEW ZEALAND	134.760	117.160	-13,06	744.289	682.743	-8,27
SAINT VINCENT AND THE GRENADIN	37.729	23.857	-36,77	181.259	123.682	-31,77
VANUATU	21.069	31.704	50,48	110.811	169.166	52,66
AMERICAN SAMOA	0	3.610	--	0	30.886	--

TABEL 5. PERKEMBANGAN EKSPOR INDONESIA MENURUT KOMODITI DAN NEGARA TUJUAN

JENIS BARANG	BERAT BERSIH (KG)		PERUB	NILAI FOB (US \$)		PERUB
	JAN-NOV 2006	JAN-NOV 2007	%	JAN-NOV 2006	JAN-NOV 2007	%
	(1)	(2)	(3)	(4)	(5)	(6)
FIJI	21.312	36.676	72,09	126.064	199.152	57,98
MARSHALL ISLANDS	5.929	1.225	-79,34	33.991	7.284	-78,57
SOLOMON ISLANDS	35.417	8.786	-75,19	48.972	50.669	3,47
EAST TIMOR	5.250	5.611	6,88	35.332	48.264	36,60
UNITED STATES	520.216	19.269	-96,30	3.064.232	55.444	-98,19
CANADA	0	1.500	--	0	7.000	--
MEXICO	415.162	1.978.021	376,45	2.181.911	10.768.252	393,52
GUATEMALA	338.553	128.678	-61,99	1.689.445	690.860	-59,11
HONDURAS	132.984	87.946	-33,87	672.313	477.384	-28,99
NICARAGUA	154.547	182.358	18,00	831.728	995.693	19,71
PANAMA	132.766	430.390	224,17	682.570	2.248.994	229,49
SURINAME	0	4.528	--	0	16.250	--
CHILE	1.851.208	1.972.962	6,58	8.790.298	9.552.561	8,67
VENEZUELA	0	1.361.223	--	0	10.713.768	--
BRAZIL	140	1.120	700,00	2.727	14.588	434,95
COLOMBIA	360	0	-100,00	3.208	0	-100,00
PERU	0	16.728	--	0	137.805	--
GUYANA	2.320	2.320	0,00	10.906	11.709	7,36
TRINIDAD AND TOBAGO	150.576	13.920	-90,76	865.254	81.985	-90,52
BAHAMAS	25.128	0	-100,00	151.638	0	-100,00
JAMAICA	56.143	41.475	-26,13	302.198	243.236	-19,51
PUERTO RICO	533.942	505.558	-5,32	2.975.406	2.819.004	-5,26
DOMINICAN REPUBLIC	0	48.050	--	0	260.378	--
COSTA RICA	258.031	230.364	-10,72	1.326.834	1.179.374	-11,11
HAITI	4.769	9.619	101,70	24.968	62.418	149,99
BARBADOS	218.317	229.104	4,94	1.247.308	1.328.907	6,54
ANTIGUA AND BARBUDA	0	21.099	--	0	96.549	--
ANGUILLA	0	1.160	--	0	4.919	--
ARUBA	14.910	24.019	61,09	88.910	128.318	44,32
BERMUDA	33.628	72.738	116,30	197.190	475.655	141,22
DOMINICA	26.852	220.445	720,96	125.314	1.171.996	835,25
FRENCH POLYNESIA	14.639	88.039	501,40	95.358	396.946	316,27
GRENADA	0	21.901	--	0	118.216	--
NETHERLANDS ANTILLES	37.810	32.781	-13,30	207.272	175.530	-15,31
SAINT LUCIA	53.605	79.887	49,03	294.006	479.752	63,18
SAINT KITTS AND NEVIS	0	14.270	--	0	92.633	--
UNITED KINGDOM	1.389.360	381.382	-72,55	7.590.310	2.592.962	-65,84
NETHERLANDS	78	6.576	8.330,77	1.475	6.700	354,24
FRANCE	0	70.999	--	0	50.028	--
GERMANY, FED. REP. OF	5.426	3.447	-36,47	34.474	50.509	46,51
BELGIUM	54.676	5.820	-89,36	320.319	28.312	-91,16
DENMARK	0	1.280	--	0	1.100	--
NORWAY	40	0	-100,00	2.750	0	-100,00
IRELAND	193.950	259.040	33,56	925.000	1.220.000	31,89
ITALY	0	4.710	--	0	26.095	--
DEMOCRATIC REPUBLIC OF THE CO	28.000	23.402	-16,42	388.960	16.000	-95,89
POLAND	105	0	-100,00	507	0	-100,00
LATVIA	2.500	0	-100,00	4.400	0	-100,00
MALTA	22.300	0	-100,00	110.000	0	-100,00
<b>-SUKU CADANG MESIN</b>	<b>92.536.765</b>	<b>110.270.285</b>	<b>19,16</b>	<b>753.258.528</b>	<b>907.879.802</b>	<b>20,53</b>
JAPAN	24.261.689	30.547.539	25,91	50.023.341	63.034.907	26,01
HONG KONG	269.558	310.287	15,11	1.080.368	2.780.664	157,38
KOREA, REPUBLIC OF	4.591.593	6.536.023	42,35	4.540.329	6.890.505	51,76
TAIWAN	171.689	254.399	48,17	468.275	667.819	42,61
CHINA	5.132.116	1.875.939	-63,45	17.858.138	7.198.817	-59,69
MONGOLIA	0	19.473	--	0	69.444	--
MACAU	0	546	--	0	31.736	--
PAPUA NEW GUINEA	30.194	32.816	8,68	173.142	363.551	109,97
THAILAND	21.881.736	21.168.761	-3,26	40.800.481	35.511.459	-12,96
SINGAPORE	14.068.930	19.278.520	37,03	486.837.152	632.715.140	29,96
PHILIPPINES	525.592	515.251	-1,97	2.276.943	3.220.688	41,45
MALAYSIA	2.939.233	4.326.742	47,21	59.502.468	30.959.501	-47,97
MYANMAR (FORM. BURMA)	76.668	0	-100,00	680.323	0	-100,00
BRUNEI DARUSSALAM	11.970	71.116	494,12	222.336	1.495.404	572,59
LAO PEOPLE'S DEMOCRATIC REPUB	0	12.490	--	0	40.856	--
VIET NAM	601.950	313.075	-47,99	4.059.290	1.760.475	-56,63
MALDIVES	146.386	149.982	2,46	33.736	223.266	561,80
INDIA	289.422	2.548.806	780,65	1.566.973	7.365.883	370,07
PAKISTAN	66.395	3.481	-94,76	748.503	35.218	-95,29
BANGLADESH	151.139	0	-100,00	392.794	0	-100,00
SRI LANKA	2.016	44.586	2.111,61	10.775	205.865	1.810,58
IRAN (ISLAMIC REPUBLIC OF)	497.297	318.459	-35,96	2.934.461	726.020	-75,26
SAUDI ARABIA	73.599	59.885	-18,63	251.836	346.468	37,58
KUWAIT	0	820	--	0	4.427	--
JORDAN	16.365	660.184	3.934,12	126.700	714.620	464,03
YEMEN	770	245	-68,18	4.941	1.350	-72,68
OMAN	12.800	97.876	664,66	41.505	378.923	812,96
SYRIA ARAB REPUBLIC	2.885	47.080	1.531,89	35.017	385.103	999,76
TURKEY	91.831	0	-100,00	268.502	0	-100,00
UNITED ARAB EMIRATES	938.552	119.379	-87,28	4.232.826	2.192.009	-48,21
QATAR	72.930	15.439	-78,83	1.767.953	353.050	-80,03

TABEL 5. PERKEMBANGAN EKSPOR INDONESIA MENURUT KOMODITI DAN NEGARA TUJUAN

JENIS BARANG	BERAT BERSIH (KG)		PERUB	NILAI FOB (US \$)		PERUB
	JAN-NOV 2006	JAN-NOV 2007	%	JAN-NOV 2006	JAN-NOV 2007	%
(1)	(2)	(3)	(4)	(5)	(6)	(7)
BAHRAIN	0	253	--	0	1.734	--
EGYPT	49.001	1.969	-95,98	191.779	291.712	52,11
LIBYAN ARAB JAMAHIRIYA	430	17.391	3.944,42	3.152	213.745	6.681,25
MOROCCO	0	301	--	0	3.181	--
TUNISIA	0	410	--	0	3.779	--
ALGERIA	0	36.630	--	0	104.409	--
SUDAN	6.233	47.766	666,34	63.325	509.481	704,55
TANZANIA, UNITED REPUBLIC OF	1.245	0	-100,00	14.600	0	-100,00
MADAGASCAR	0	309.250	--	0	1.467.509	--
KENYA	258	49	-81,01	2.500	49	-98,04
REUNION	306	0	-100,00	6.236	0	-100,00
MOZAMBIQUE	340	0	-100,00	5.000	0	-100,00
BOTSWANA	280	0	-100,00	3.100	0	-100,00
GHANA	100	0	-100,00	1.000	0	-100,00
GUINEA	7.100	0	-100,00	1.750	0	-100,00
ANGOLA	18.790	23.059	22,72	246.830	387.479	56,98
CONGO	0	998	--	0	39.508	--
NIGERIA	13.643	212.654	1.458,70	188.713	3.641.371	1.829,58
GABON	21.440	0	-100,00	61.899	0	-100,00
UGANDA	1.467	192	-86,91	18.300	192	-98,95
NIGER	2.615	0	-100,00	24.100	0	-100,00
SWAZILAND	0	28	--	0	38.232	--
SOUTH AFRICA	65.044	415.940	539,47	137.643	3.778.827	2.645,38
ZAMBIA	0	12.641	--	0	1.025.183	--
AUSTRALIA	643.773	2.286.638	255,19	3.870.440	10.042.764	159,47
NEW ZEALAND	20.067	18.248	-9,06	189.453	260.729	37,62
NEW CALEDONIA	416	0	-100,00	2.500	0	-100,00
AMERICAN SAMOA	7	0	-100,00	1.050	0	-100,00
FIJI	62	4	-93,55	300	29	-90,33
UNITED STATES	5.945.817	4.283.673	-27,95	28.205.295	36.365.739	28,93
CANADA	424.158	352.197	-16,97	1.074.759	749.242	-30,29
MEXICO	15.805	7.139	-54,83	1.580.134	2.446.482	54,83
HONDURAS	0	5.298	--	0	35.994	--
CHILE	0	61.874	--	0	239.357	--
VENEZUELA	1.687	9	-99,47	108.972	6.511	-94,03
ARGENTINA	1.847	359	-80,56	58.580	21.658	-63,03
BRAZIL	168.244	2.787.291	1.556,70	1.498.462	7.611.864	407,98
COLOMBIA	0	2.087	--	0	105.922	--
URUGUAY	4.785	0	-100,00	25.160	0	-100,00
PARAGUAY	450	0	-100,00	3.900	0	-100,00
PERU	4.708	154	-96,73	22.418	13.627	-39,21
TRINIDAD AND TOBAGO	594.900	0	-100,00	2.903.042	0	-100,00
PUERTO RICO	627	2.415	285,17	72.257	132.175	82,92
COSTA RICA	98	0	-100,00	21.884	0	-100,00
NETHERLANDS ANTILLES	349	0	-100,00	46.998	0	-100,00
UNITED KINGDOM	6.081.671	8.281.978	36,18	14.436.442	17.136.030	18,70
NETHERLANDS	412.992	458.820	11,10	8.125.907	8.615.597	6,03
FRANCE	108.669	83.124	-23,51	2.752.726	5.301.798	92,60
GERMANY, FED. REP. OF	525.727	635.883	20,95	1.836.955	4.767.638	159,54
AUSTRIA	0	180	--	0	4.328	--
BELGIUM	74.016	504.553	581,68	695.085	1.535.079	120,85
SWITZERLAND	0	442	--	0	41.920	--
LUXEMBOURG	54.398	0	-100,00	27.309	0	-100,00
DENMARK	1.222	40	-96,73	79.156	14.031	-82,27
NORWAY	2.405	0	-100,00	89.371	0	-100,00
SWEDEN	1.209	1.773	46,65	20.478	47.730	133,08
FINLAND	10.396	151	-98,55	28.853	25.660	-11,07
IRELAND	80.140	64.165	-19,93	771.703	912.176	18,20
ITALY	108.342	535	-99,51	205.046	12.225	-94,04
SPAIN	1.976	0	-100,00	30.950	0	-100,00
GREECE	0	2	--	0	159	--
ANDORRA	5.800	0	-100,00	27.500	0	-100,00
HUNGARY	4.750	1.901	-59,98	59.574	137.880	131,44
ROMANIA	4.100	0	-100,00	350.450	0	-100,00
BULGARIA	613	0	-100,00	12.472	0	-100,00
AZERBAIJAN	193	270	39,90	144	13.005	8.931,25
KAZAKHSTAN	0	336	--	0	23.236	--
TAJIKISTAN	239	0	-100,00	39.176	0	-100,00
UZBEKISTAN	0	690	--	0	2.900	--
MALTA	435	21	-95,17	2.618	73	-97,21
SLOVAKIA	108.790	52	-99,95	1.994.403	1.568	-99,92
SLOVENIA	155	0	-100,00	368	0	-100,00
CZECH REPUBLIC	141	19.173	13.497,87	13.269	68.066	412,97
RUSSIA FEDERATION	6.989	80	-98,86	63.934	7.051	-88,97
<b>-SUKU CADANG KENDARAAN</b>	<b>169.759.521</b>	<b>147.301.462</b>	<b>-13,23</b>	<b>1.060.736.924</b>	<b>1.031.341.472</b>	<b>-2,77</b>
JAPAN	39.154.746	39.233.300	0,20	221.802.286	242.762.756	9,45
HONG KONG	91.565	80.170	-12,44	892.694	894.151	0,16
KOREA, REPUBLIC OF	436.183	434.458	-0,40	1.559.175	1.933.695	24,02
TAIWAN	2.931.846	4.138.832	41,17	22.380.870	37.096.163	65,75
CHINA	7.173.814	5.082.718	-29,15	66.188.342	56.775.478	-14,22
PAPUA NEW GUINEA	820.689	1.331	-99,84	609.778	9.202	-98,49

TABEL 5. PERKEMBANGAN EKSPOR INDONESIA MENURUT KOMODITI DAN NEGARA TUJUAN

JENIS BARANG	BERAT BERSIH (KG)		PERUB	NILAI FOB (US \$)		PERUB
	JAN-NOV 2006	JAN-NOV 2007	%	JAN-NOV 2006	JAN-NOV 2007	%
	(1)	(2)	(3)	(4)	(5)	(6)
THAILAND	20.373.348	20.560.304	0,92	156.211.969	158.739.150	1,62
SINGAPORE	16.086.258	18.654.996	15,97	87.007.540	117.745.293	35,33
PHILIPPINES	11.871.228	6.494.818	-45,29	37.786.891	39.811.636	5,36
MALAYSIA	21.769.317	9.764.257	-55,15	117.381.760	61.374.158	-47,71
MYANMAR (FORM. BURMA)	59.210	2.699	-95,44	301.723	16.963	-94,38
CAMBODIA	2.698	4.946	83,32	10.845	12.188	12,38
BRUNEI DARUSSALAM	513.464	17.711	-96,55	748.867	109.388	-85,39
LAO PEOPLE'S DEMOCRATIC REPUB	0	35	--	0	215	--
VIET NAM	9.697.321	5.050.168	-47,92	61.749.747	33.239.812	-46,17
MALDIVES	2.129	1.700	-20,15	8.008	3.659	-54,31
INDIA	1.957.145	2.015.467	2,98	16.488.657	16.420.237	-0,41
PAKISTAN	1.798.726	1.880.666	4,56	6.656.753	8.654.493	30,01
BANGLADESH	212.287	216.100	1,80	343.885	386.241	12,32
SRI LANKA	165.572	138.672	-16,25	609.236	490.631	-19,47
IRAN (ISLAMIC REPUBLIC OF)	182.303	467.131	156,24	383.190	1.206.442	214,84
SAUDI ARABIA	91.723	124.602	35,85	631.187	993.618	57,42
KUWAIT	3.270	43.219	1.221,68	35.528	115.067	223,88
JORDAN	71.617	62.805	-12,30	302.757	260.538	-13,94
LEBANON	41.671	49.707	19,28	194.434	399.259	105,34
PALESTINA	0	60	--	0	339	--
YEMEN	74.939	60.191	-19,68	214.921	212.322	-1,21
OMAN	83.271	57.308	-31,18	116.156	70.337	-39,45
SYRIA ARAB REPUBLIC	62.684	28.334	-54,80	208.647	74.275	-64,40
TURKEY	384.437	727.626	89,27	1.539.059	5.232.192	239,96
UNITED ARAB EMIRATES	906.604	1.161.418	28,11	1.812.703	1.819.534	0,38
QATAR	28.086	20.348	-27,55	81.986	63.046	-23,10
BAHRAIN	1.860	7.490	302,69	24.457	33.217	35,82
CYPRUS	13.279	12.816	-3,49	152.920	166.067	8,60
EGYPT	468.933	656.261	39,95	1.813.772	2.596.110	43,13
LIBYAN ARAB JAMAHIRIYA	39.041	1.732	-95,56	115.949	13.725	-88,16
MOROCCO	13.169	17.844	35,50	59.181	48.090	-18,74
TUNISIA	65.642	117.856	79,54	106.031	223.297	110,60
SUDAN	7.296	0	-100,00	52.699	0	-100,00
NAMIBIA	0	1	--	0	2	--
ETHIOPIA	0	183	--	0	3.089	--
TANZANIA, UNITED REPUBLIC OF	7.442	0	-100,00	7.694	0	-100,00
KENYA	2.416	15.282	532,53	8.728	60.499	593,16
MOZAMBIQUE	3.751	0	-100,00	44.934	0	-100,00
GHANA	72.136	375	-99,48	440.906	5.540	-98,74
GUINEA	44	5	-88,64	15	68	353,33
ANGOLA	3.201	559	-82,54	20.875	7.458	-64,27
CONGO	20.212	26	-99,87	29.340	267	-99,09
CAMEROON	0	131	--	0	1.033	--
NIGERIA	3.025	27.416	806,31	6.213	5.753	-7,40
COTE D'IVOIRE	385	0	-100,00	5.972	0	-100,00
SENEGAL	0	1	--	0	2	--
MAURITANIA	29.539	36.332	23,00	41.562	76.790	84,76
BENIN	0	566	--	0	500	--
GAMBIA	0	525	--	0	1.000	--
DJIBOUTI	60	4.800	7.900,00	230	13.186	5.633,04
SOUTH AFRICA	893.362	1.904.889	113,23	9.732.682	20.047.443	105,98
ZIMBABWE	0	3.603	--	0	10.400	--
ZAMBIA	0	720	--	0	6.299	--
VIRGIN ISLANDS (BRITISH)	25	350	1.300,00	618	3.846	522,33
AUSTRALIA	914.879	685.165	-25,11	6.733.342	5.844.045	-13,21
NEW ZEALAND	5.644	44.156	682,35	65.721	274.422	317,56
SAINT VINCENT AND THE GRENADIN	95	122	28,42	1.120	2.155	92,41
VANUATU	426	1	-99,77	7.476	17	-99,77
WALLIS AND FUTUNA ISLANDS	143	0	-100,00	1.152	0	-100,00
FIJI	6.503	5.928	-8,84	27.251	22.402	-17,79
MARSHALL ISLANDS	0	55	--	0	819	--
SOLOMON ISLANDS	272.913	16	-99,99	330.527	332	-99,90
TONGA	950	0	-100,00	297	0	-100,00
EAST TIMOR	18.284	2.021	-88,95	17.973	21.958	22,17
UNITED STATES	11.756.132	10.075.689	-14,29	114.446.264	90.271.676	-21,12
CANADA	88.913	191.425	115,29	784.763	855.760	9,05
MEXICO	86.127	145.689	69,16	178.089	1.749.997	882,65
GUATEMALA	2.968	2.688	-9,43	37.546	24.933	-33,59
HONDURAS	64.478	56.660	-12,13	106.105	123.424	16,32
NICARAGUA	1.112	2.493	124,19	11.413	21.483	88,23
PANAMA	1.164	30.571	2.526,37	21.717	166.896	668,50
SURINAME	0	193	--	0	731	--
CHILE	46.265	53.795	16,28	221.645	231.642	4,51
VENEZUELA	43.844	63.668	45,21	101.805	411.642	304,34
ARGENTINA	1.224.643	1.036.635	-15,35	6.527.707	6.548.239	0,31
BRAZIL	2.544.175	2.849.840	12,01	25.352.927	33.905.931	33,74
COLOMBIA	349.325	74.447	-78,69	2.819.555	123.994	-95,60
URUGUAY	27.000	0	-100,00	11.443	0	-100,00
PERU	37.082	112.565	203,56	78.663	205.746	161,55
GUYANA	242	0	-100,00	3.408	0	-100,00
TRINIDAD AND TOBAGO	3.107	793	-74,48	25.804	10.329	-59,97
BAHAMAS	398	90	-77,39	4.067	711	-82,52

TABEL 5. PERKEMBANGAN EKSPOR INDONESIA MENURUT KOMODITI DAN NEGARA TUJUAN

JENIS BARANG	BERAT BERSIH (KG)		PERUB	NILAI FOB (US \$)		PERUB
	JAN-NOV 2006	JAN-NOV 2007	%	JAN-NOV 2006	JAN-NOV 2007	%
	(1)	(2)	(3)	(4)	(5)	(6)
JAMAICA	288	1.207	319,10	6.730	12.254	82,08
PUERTO RICO	24.819	23.968	-3,43	260.158	237.076	-8,87
DOMINICAN REPUBLIC	40.300	10.987	-72,74	223.468	64.454	-71,16
EL SALVADOR	6.304	9.540	51,33	44.812	42.702	-4,71
COSTA RICA	474	8.781	1.752,53	5.126	79.331	1.447,62
HAITI	0	89	--	0	2.116	--
BARBADOS	3.085	4.638	50,34	26.922	52.846	96,29
ANTIGUA AND BARBUDA	851	288	-66,16	6.542	2.791	-57,34
ARUBA	1.103	934	-15,32	14.106	10.566	-25,10
BERMUDA	446	294	-34,08	2.463	3.982	61,67
CAYMAN ISLANDS	0	48	--	0	826	--
DOMINICA	8.182	352	-95,70	65.812	6.236	-90,52
FRENCH POLYNESIA	69	104	50,72	1.294	1.354	4,64
GRENADA	0	524	--	0	5.048	--
NETHERLANDS ANTILLES	273	2.582	845,79	1.689	26.944	1.495,26
SAINT LUCIA	0	1.114	--	0	14.776	--
SAINT KITTS AND NEVIS	137	210	53,28	1.142	4.297	276,27
UNITED KINGDOM	4.749.912	2.879.902	-39,37	45.190.157	33.692.331	-25,44
NETHERLANDS	1.517.803	1.801.065	18,66	6.263.067	7.879.087	25,80
FRANCE	35.888	38.409	7,02	261.485	246.171	-5,86
GERMANY, FED. REP. OF	3.071.226	1.706.538	-44,43	14.111.723	8.376.547	-40,64
AUSTRIA	24.725	1.821	-92,63	112.132	14.362	-87,19
BELGIUM	111.114	215.881	94,29	1.067.893	1.616.800	51,40
SWITZERLAND	281	1.444	413,88	3.280	12.790	289,94
DENMARK	141.470	146.443	3,52	650.670	721.945	10,95
NORWAY	311.720	349.904	12,25	1.410.676	1.739.817	23,33
SWEDEN	661.629	1.095.100	65,52	3.185.598	5.681.611	78,35
FINLAND	329.602	412.665	25,20	1.535.621	2.354.981	53,36
IRELAND	29	9.475	32.572,41	456	52.451	11.402,41
ITALY	1.378.584	1.188.325	-13,80	5.295.739	5.053.545	-4,57
SPAIN	269.068	215.116	-20,05	1.714.675	1.710.982	-0,22
PORTUGAL	56.404	127.423	125,91	206.696	456.070	120,65
GREECE	218.999	276.612	26,31	1.251.674	1.430.470	14,28
DEMOCRATIC REPUBLIC OF THE CO	0	60.621	--	0	102.670	--
HUNGARY	366.825	1.145.025	212,14	1.928.702	5.242.818	171,83
POLAND	192.453	429.548	123,20	736.796	1.431.209	94,25
BULGARIA	0	14.217	--	0	30.810	--
UKRAINE	567	0	-100,00	2.728	0	-100,00
LITHUANIA	5.624	20.368	262,16	24.708	103.529	319,01
MALTA	3.365	7.150	112,48	33.037	60.647	83,57
SLOVAKIA	6.255	39.936	538,47	15.176	110.217	626,26
RUSSIA FEDERATION	29.866	232.249	677,64	231.819	1.586.570	584,40
<b>-UBI KAYU OLAHAN</b>	<b>111.236.915</b>	<b>171.995.309</b>	<b>54,62</b>	<b>12.485.958</b>	<b>25.031.879</b>	<b>100,48</b>
JAPAN	194.603	130.000	-33,20	259.252	86.598	-66,60
HONG KONG	5.638	25.485	352,02	9.438	6.979	-26,05
KOREA, REPUBLIC OF	5.485.000	35.507.898	547,36	608.385	5.454.572	796,57
TAIWAN	20.023	2.149.717	10.636,24	5.732	395.577	6.801,20
CHINA	103.624.134	133.764.292	29,09	11.070.656	18.515.955	67,25
SINGAPORE	34.841	46.324	32,96	43.472	21.006	-51,68
PHILIPPINES	0	1.390	--	0	3.572	--
MALAYSIA	1.709.149	210.636	-87,68	231.667	106.956	-53,83
UNITED ARAB EMIRATES	6.139	0	-100,00	13.010	0	-100,00
AUSTRALIA	624	759	21,63	1.172	1.072	-8,53
UNITED STATES	0	44.542	--	0	146.406	--
UNITED KINGDOM	127.986	107.749	-15,81	215.909	279.457	29,43
NETHERLANDS	3.778	6.517	72,50	8.890	13.729	54,43
GERMANY, FED. REP. OF	25.000	0	-100,00	18.375	0	-100,00
<b>-INDUSTRI LAINNYA</b>	<b>3.799.555.020</b>	<b>5.852.510.459</b>	<b>54,03</b>	<b>3.458.826.351</b>	<b>4.291.680.702</b>	<b>24,08</b>
JAPAN	215.722.406	135.130.141	-37,36	458.251.438	544.473.103	18,82
HONG KONG	15.439.607	14.721.210	-4,65	34.444.201	38.982.970	13,18
KOREA, DEMOCRATIC PEOPLE'S REI	1.805	1.601	-11,30	8.312	287	-96,55
KOREA, REPUBLIC OF	55.819.699	96.019.392	72,02	75.224.112	108.028.448	43,61
TAIWAN	55.161.890	80.155.782	45,31	50.292.263	64.335.104	27,92
CHINA	2.282.417.671	4.313.458.617	88,99	165.194.863	261.500.849	58,30
MONGOLIA	388.870	170.482	-56,16	628.277	278.654	-55,65
MACAU	55.815	720.885	1.191,56	94.894	294.599	210,45
PAPUA NEW GUINEA	4.536.090	4.112.100	-9,35	9.551.499	5.549.845	-41,90
THAILAND	69.744.261	69.051.563	-0,99	205.865.604	252.335.939	22,57
SINGAPORE	347.766.920	198.395.148	-42,95	715.856.012	716.996.251	0,16
PHILIPPINES	25.161.693	34.033.515	35,26	69.361.865	82.769.619	19,33
MALAYSIA	115.132.428	143.044.170	24,24	216.466.929	264.735.608	22,30
MYANMAR (FORM. BURMA)	2.677.370	4.058.586	51,59	1.863.444	3.553.790	90,71
CAMBODIA	975.961	896.062	-8,19	1.456.876	2.150.795	47,63
BRUNEI DARUSSALAM	1.220.101	655.641	-46,26	1.095.021	1.333.586	21,79
LAO PEOPLE'S DEMOCRATIC REPUB	182.350	574.788	215,21	3.060.247	2.279.292	-25,52
NEPAL	111.196	447.057	302,04	185.429	855.510	361,37
VIET NAM	35.755.444	39.733.869	11,13	74.728.029	73.675.640	-1,41
MALDIVES	2.472.501	2.456.242	-0,66	1.589.109	1.571.109	-1,13
INDIA	56.805.580	58.939.661	3,76	82.231.047	97.917.392	19,08
PAKISTAN	23.600.563	15.655.513	-33,66	12.918.290	13.439.766	4,04

TABEL 5. PERKEMBANGAN EKSPOR INDONESIA MENURUT KOMODITI DAN NEGARA TUJUAN

JENIS BARANG	BERAT BERSIH (KG)		PERUB	NILAI FOB (US \$)		PERUB
	JAN-NOV 2006	JAN-NOV 2007	%	JAN-NOV 2006	JAN-NOV 2007	%
	(1)	(2)	(3)	(4)	(5)	(6)
BANGLADESH	6.571.123	15.765.887	139,93	13.487.323	19.437.638	44,12
SRI LANKA	12.027.143	7.763.298	-35,45	16.834.179	16.632.529	-1,20
AFGHANISTAN	11.253	100.703	794,90	44.661	353.463	691,44
IRAQ	10.324.257	1.007.382	-90,24	25.420.223	2.632.385	-89,64
IRAN (ISLAMIC REPUBLIC OF)	7.027.172	6.187.694	-11,95	5.443.172	4.520.048	-16,96
SAUDI ARABIA	23.667.689	25.650.724	8,38	25.594.361	31.607.506	23,49
KUWAIT	2.919.350	3.745.245	28,29	2.383.478	2.755.099	15,59
JORDAN	449.781	735.500	63,52	1.753.405	2.222.150	26,73
LEBANON	343.007	943.957	175,20	631.726	1.739.020	175,28
YEMEN	636.842	571.615	-10,24	1.812.038	1.572.135	-13,24
OMAN	1.942.687	1.318.767	-32,12	3.781.416	6.463.247	70,92
SYRIA ARAB REPUBLIC	664.774	243.649	-63,35	1.715.219	949.407	-44,65
TURKEY	2.870.807	5.796.198	101,90	5.160.203	7.741.977	50,03
UNITED ARAB EMIRATES	28.383.714	36.315.887	27,95	37.294.783	50.277.949	34,81
QATAR	4.130.731	2.949.510	-28,60	2.685.669	2.449.577	-8,79
BAHRAIN	4.609.501	15.995.743	247,02	1.660.666	1.710.225	2,98
CYPRUS	199.548	169.272	-15,17	290.086	434.290	49,71
EGYPT	1.774.301	4.742.426	167,28	2.780.428	3.918.423	40,93
LIBYAN ARAB JAMAHIRIYA	1.144.685	808.205	-29,39	1.906.861	3.092.714	62,19
MOROCCO	387.287	125.836	-67,51	416.494	508.380	22,06
TUNISIA	46.475	35.134	-24,40	207.538	163.256	-21,34
ALGERIA	3.104.247	7.981.849	157,13	7.377.167	22.398.524	203,62
SUDAN	1.737.276	365.677	-78,95	4.775.144	784.910	-83,56
ERITREA	0	157	--	0	2.160	--
LESOTHO	0	47.800	--	0	2.820	--
NAMIBIA	232.404	156.279	-32,76	88.125	69.523	-21,11
ETHIOPIA	54.605	18.466	-66,18	83.149	14.868	-82,12
TANZANIA, UNITED REPUBLIC OF	525.043	406.943	-22,49	604.928	1.139.376	88,35
MADAGASCAR	100.087	267.994	167,76	169.778	210.673	24,09
SOMALIA	7.428	3.496	-52,93	35.868	11.977	-66,61
KENYA	3.515.981	4.822.882	37,17	3.062.049	5.303.690	73,21
REUNION	1.318.078	402.481	-69,46	925.856	514.152	-44,47
MOZAMBIQUE	149.685	234.396	56,59	273.913	363.223	32,61
BOTSWANA	18.000	0	-100,00	24.000	0	-100,00
EQUATORIAL GUINEA	58.456	14.897	-74,52	147.708	37.168	-74,84
TOGO	426.299	298.360	-30,01	651.206	682.051	4,74
GHANA	3.794.281	7.118.492	87,61	6.209.003	9.642.388	55,30
LIBERIA	60.956	11.151	-81,71	86.068	29.223	-66,05
GUINEA	1.063.826	902.870	-15,13	1.339.912	1.359.145	1,44
ANGOLA	1.990.740	401.621	-79,83	1.970.340	890.833	-54,79
CONGO	91.824	171.905	87,21	375.477	563.301	50,02
CAMEROON	327.386	411.400	25,66	437.736	920.402	110,26
NIGERIA	6.948.822	8.491.066	22,19	12.247.074	15.087.358	23,19
SIERRA LEONE	95.965	245.363	155,68	162.849	723.576	344,32
GABON	308.931	256.928	-16,83	661.805	1.177.569	77,93
COTE D'IVOIRE	780.096	480.696	-38,38	3.103.335	1.837.459	-40,79
SENEGAL	109.336	104.221	-4,68	308.803	164.818	-46,63
MAURITANIA	2.815	10.390	269,09	3.240	9.395	189,97
MALI	254.551	8.528	-96,65	260.617	28.836	-88,94
BENIN	609.120	937.094	53,84	974.204	1.457.597	49,62
BURKINA FASO	54.159	43.593	-19,51	184.823	216.130	16,94
GAMBIA	9.426	38.029	303,45	37.612	162.638	332,41
U.S. VIRGIN ISLANDS	805	16.306	1.925,59	8.233	13.991	69,94
SEYCHELLES	973.238	79.450	-91,84	915.946	167.577	-81,70
UGANDA	45.642	20.244	-55,65	213.485	89.946	-57,87
NIGER	865	35.406	3.993,18	1.370	149.967	10.846,50
DJIBOUTI	200.875	198.613	-1,13	124.480	110.219	-11,46
SAO TOME AND PRINCIPE	14.440	7.918	-45,17	14.250	11.028	-22,61
SWAZILAND	413.789	108.813	-73,70	768.051	627.568	-18,29
SOUTH AFRICA	12.046.657	17.866.972	48,31	17.707.032	14.071.916	-20,53
ZIMBABWE	24.879	1.383	-94,44	125.474	8.550	-93,19
ZAMBIA	951.717	0	-100,00	1.350.368	0	-100,00
MALAWI	190.949	224.246	17,44	196.525	171.537	-12,71
COMOROS	8.874	17.738	99,89	51.378	50.374	-1,95
BURUNDI	7.875	0	-100,00	26.915	0	-100,00
MAURITIUS	1.526.272	602.371	-60,53	3.716.405	1.060.457	-71,47
RWANDA	34.943	0	-100,00	3.275	0	-100,00
ZAIRE	18	0	-100,00	202	0	-100,00
VIRGIN ISLANDS (BRITISH)	2.382	33.075	1.288,54	10.428	332.689	3.090,34
AUSTRALIA	96.583.108	58.517.306	-39,41	147.009.482	138.405.532	-5,85
NEW ZEALAND	7.725.745	6.464.271	-16,33	11.264.185	11.696.271	3,84
MICRONESIA, FEDERATED STATES C	20.785	28.200	35,67	21.902	25.476	16,32
GUAM	57.077	61.784	8,25	64.270	50.508	-21,41
PALAU	2.684	25.544	851,71	4.644	24.384	425,06
NEW CALEDONIA	5.931.994	491.917	-91,71	1.572.413	849.099	-46,00
NORTHERN MARIANA ISLANDS	17.832	11.006	-38,28	38.424	9.275	-75,86
SAINT VINCENT AND THE GRENADIN	3.846	9.705	152,34	4.016	19.421	383,59
VANUATU	123.658	244.892	98,04	101.796	162.610	59,74
WALLIS AND FUTUNA ISLANDS	3.567	2.764	-22,51	5.879	6.374	8,42
AMERICAN SAMOA	25.653	29.783	16,10	17.495	182.002	940,31
COOK ISLANDS	2.592	81.432	3.041,67	19.988	76.166	281,06
FIJI	1.713.300	1.867.344	8,99	2.115.888	1.067.004	-49,57

TABEL 5. PERKEMBANGAN EKSPOR INDONESIA MENURUT KOMODITI DAN NEGARA TUJUAN

JENIS BARANG	BERAT BERSIH (KG)		PERUB	NILAI FOB (US \$)		PERUB
	JAN-NOV 2006	JAN-NOV 2007	%	JAN-NOV 2006	JAN-NOV 2007	%
	(1)	(2)	(3)	(4)	(5)	(6)
KIRIBATI	0	82.336	--	0	86.709	--
MARSHALL ISLANDS	54.909	68.013	23,86	66.168	19.517	-70,50
SAMOA	196.034	123.723	-36,89	121.933	109.693	-10,04
SOLOMON ISLANDS	232.342	970.220	317,58	860.842	1.758.950	104,33
TONGA	313.783	172.314	-45,08	484.253	230.674	-52,36
TUVALU	453	3.054	574,17	364	5.838	1.503,85
CHRISTMAS ISLANDS	245	17	-93,06	942	180	-80,89
TOKELAU	0	3.508	--	0	25.509	--
EAST TIMOR	650.255	7.462	-98,85	680.871	59.345	-91,28
UNITED STATES	83.593.546	150.374.826	79,89	392.706.035	538.785.468	37,20
CANADA	8.960.175	10.161.568	13,41	18.991.622	35.078.123	84,70
MEXICO	4.068.870	3.052.471	-24,98	21.396.487	19.152.018	-10,49
GUATEMALA	38.624	58.065	50,33	182.551	252.493	38,31
HONDURAS	20.166	63.136	213,08	19.929	29.086	45,95
NICARAGUA	937	21.728	2.218,89	3.597	16.163	349,35
PANAMA	1.137.469	267.862	-76,45	6.145.886	2.044.643	-66,73
CUBA	9.433	35.506	276,40	82.281	136.728	66,17
SURINAME	27.772	60.881	119,22	115.614	180.160	55,83
CHILE	933.593	678.309	-27,34	8.778.395	4.789.713	-45,44
VENEZUELA	6.999.860	9.016.239	28,81	4.022.418	3.798.724	-5,56
ARGENTINA	1.634.897	2.368.308	44,86	13.547.692	20.253.018	49,49
BRAZIL	3.121.816	1.383.915	-55,67	8.374.700	11.284.404	34,74
COLOMBIA	554.993	443.526	-20,08	3.375.578	1.958.139	-41,99
BOLIVIA	15.453	9.885	-36,03	74.967	35.178	-53,08
URUGUAY	233.160	18.524	-92,06	237.993	65.237	-72,59
PARAGUAY	144.879	150.101	3,60	282.508	360.320	27,54
ECUADOR	1.029.341	745.395	-27,59	2.298.026	2.215.207	-3,60
PERU	567.210	1.648.309	190,60	3.610.510	4.683.038	29,71
GUYANA	73.862	139.139	88,38	99.451	339.011	240,88
TRINIDAD AND TOBAGO	94.158	170.639	81,23	348.327	738.028	111,88
BAHAMAS	32.638	17.177	-47,37	25.126	58.008	130,87
JAMAICA	13.522	54.078	299,93	17.167	62.611	264,72
PUERTO RICO	61.518	416.813	577,55	322.903	290.743	-9,96
BELIZE	21.772	3.867	-82,24	43.266	4.162	-90,38
DOMINICAN REPUBLIC	249.915	280.970	12,43	305.908	601.274	96,55
EL SALVADOR	199.825	199.994	0,08	973.106	1.032.013	6,05
COSTA RICA	723.526	515.722	-28,72	1.946.819	1.567.976	-19,46
HAITI	353.404	215.352	-39,06	506.677	304.143	-39,97
BARBADOS	62.243	416.797	569,63	61.939	305.564	393,33
ANTIGUA AND BARBUDA	55.346	2.700	-95,12	59.604	11.252	-81,12
ANGUILLA	9.494	4.397	-53,69	20.350	10.308	-49,35
ARUBA	27.980	8.439	-69,84	39.566	16.104	-59,30
BERMUDA	420	3.805	805,95	3.362	9.429	180,46
CAPE VERDE	95.885	14.440	-84,94	162.592	15.200	-90,65
CAYMAN ISLANDS	190.225	63.160	-66,80	49.355	25.580	-48,17
DOMINICA	2.617	12.305	370,19	14.987	42.514	183,67
FALKLAND ISLANDS (MALVINAS)	126	232	84,13	472	303	-35,81
FRENCH GUIANA	3.318	5.808	75,05	6.588	8.479	28,70
FRENCH POLYNESIA	1.044.862	1.226.531	17,39	756.672	890.824	17,73
GREENLAND	0	3.699	--	0	32.238	--
GRENADA	1.112	32.606	2.832,19	4.946	50.683	924,73
MARTINIQUE	10.858	82.343	658,36	41.336	105.388	154,95
NETHERLANDS ANTILLES	36.579	264.014	621,76	333.652	247.282	-25,89
SAINT LUCIA	45.969	1.050	-97,72	50.516	6.086	-87,95
TURKS AND CAICOS ISLANDS	110.166	99.349	-9,82	40.760	6.485	-84,09
GADELOUPE	132.758	290.585	118,88	184.064	376.257	104,42
SAINT KITTS AND NEVIS	664	522	-21,39	6.936	9.419	35,80
UNITED KINGDOM	7.501.427	10.950.877	45,98	39.180.641	76.476.664	95,19
NETHERLANDS	15.727.926	41.153.097	161,66	83.110.063	259.035.862	211,68
FRANCE	9.843.619	13.941.253	41,63	30.566.324	30.662.666	0,32
GERMANY, FED. REP. OF	10.011.642	19.652.293	96,29	69.552.936	94.493.543	35,86
AUSTRIA	617.563	1.021.980	65,49	2.599.370	5.785.779	122,58
BELGIUM	11.803.793	15.527.981	31,55	49.355.742	63.964.458	29,60
SWITZERLAND	429.272	637.261	48,45	2.314.506	3.022.798	30,60
LUXEMBOURG	112.623	1.488	-98,68	65.091	67.982	4,44
GIBRALTAR	18	0	-100,00	643	0	-100,00
MONACO	10.583	22.701	114,50	121.830	207.378	70,22
DENMARK	2.035.178	1.861.318	-8,54	8.776.973	8.647.682	-1,47
NORWAY	17.965.663	26.329.181	46,55	4.221.124	5.428.031	28,59
SWEDEN	1.145.249	1.413.598	23,43	6.519.309	9.271.784	42,22
FINLAND	1.170.334	4.983.048	325,78	10.337.754	43.692.546	322,65
IRELAND	181.789	101.438	-44,20	961.479	961.818	0,04
ITALY	11.753.575	11.557.782	-1,67	40.747.723	49.219.101	20,79
SPAIN	3.614.076	4.627.458	28,04	9.103.657	10.383.031	14,05
PORTUGAL	186.720	374.622	100,63	865.568	1.895.809	119,02
ICELAND	48.165	338.313	602,40	29.204	140.049	379,55
GREECE	2.723.535	33.206.890	1.119,26	8.945.332	7.235.734	-19,11
VATICAN CITY STATE (HOLY SEE)	0	6.712	--	0	4.200	--
ANDORRA	0	5.590	--	0	2.339	--
DEMOCRATIC REPUBLIC OF THE CO	193.656	601.973	210,85	205.934	1.148.198	457,56
HUNGARY	1.717.913	280.969	-83,64	16.044.482	1.413.305	-91,19
POLAND	1.280.896	1.891.812	47,69	7.222.280	10.131.159	40,28

TABEL 5. PERKEMBANGAN EKSPOR INDONESIA MENURUT KOMODITI DAN NEGARA TUJUAN

JENIS BARANG	BERAT BERSIH (KG)		PERUB	NILAI FOB (US \$)		PERUB
	JAN-NOV 2006	JAN-NOV 2007	%	JAN-NOV 2006	JAN-NOV 2007	%
	(1)	(2)	(3)	(4)	(5)	(6)
ROMANIA	75.465	3.288.867	4.258,14	394.925	3.773.523	855,50
BULGARIA	180.153	39.339	-78,16	744.017	169.043	-77,28
YUGOSLAVIA	6.959	5.174	-25,65	35.599	13.224	-62,85
ALBANIA	1.227	2.584	110,59	250	1.800	620,00
ARMENIA	12.701	8.416	-33,74	9.843	41.615	322,79
AZERBAIJAN	22	14.409	65.395,45	2.285	152.763	6.585,47
BELARUS	1.089	4.062	273,00	20.449	79.158	287,10
KAZAKHSTAN	167	235.974	141.201,80	2.066	413.430	19.911,13
KYRGYZSTAN	0	11.358	--	0	62.048	--
TURKMENISTAN	50	0	-100,00	7.886	0	-100,00
UKRAINE	786.562	2.916.676	270,81	856.541	2.326.914	171,66
UZBEKISTAN	0	66.292	--	0	346.862	--
LITHUANIA	71.708	18.149	-74,69	488.994	290.177	-40,66
LATVIA	35.167	122.566	248,53	693.784	998.887	43,98
ESTONIA	709.020	786.223	10,89	298.028	248.879	-16,49
GEORGIA	235	36.440	15.406,38	882	23.895	2.609,18
CROATIA	74.683	770.592	931,82	173.178	559.859	223,29
BOSNIA AND HERZEGOVINA	0	6	--	0	101	--
MALTA	25.816	107.221	315,33	39.149	347.855	788,54
SLOVAKIA	73.368	63.871	-12,94	1.119.817	2.595.629	131,79
SLOVENIA	265.342	206.612	-22,13	370.372	355.662	-3,97
CZECH REPUBLIC	112.176	208.502	85,87	539.122	709.206	31,55
REP. OF MACEDONIA	6.307	0	-100,00	19.773	0	-100,00
RUSSIA FEDERATION	1.158.379	1.463.593	26,35	3.545.139	6.811.319	92,13
<b>BIJI TEMBAGA</b>	<b>2.009.400.819</b>	<b>1.673.437.635</b>	<b>-16,72</b>	<b>3.956.306.635</b>	<b>4.105.077.436</b>	<b>3,76</b>
JAPAN	790.406.833	542.333.373	-31,39	1.536.878.151	1.338.085.110	-12,93
HONG KONG	1	0	-100,00	44	0	-100,00
KOREA, REPUBLIC OF	325.289.502	271.571.233	-16,51	644.134.115	615.529.242	-4,44
CHINA	75.770.137	61.177.270	-19,26	138.103.657	87.523.366	-36,62
SINGAPORE	34.586	0	-100,00	37.137	0	-100,00
PHILIPPINES	84.079.208	170.160.518	102,38	160.856.652	396.420.927	146,44
INDIA	254.805.041	193.861.949	-23,92	499.521.888	533.939.837	6,89
UNITED STATES	20	0	-100,00	10	0	-100,00
GERMANY, FED. REP. OF	41.517.016	44.386.825	6,91	87.126.232	78.367.390	-10,05
SWITZERLAND	0	12.175.559	--	0	27.408.766	--
SPAIN	437.498.475	377.770.908	-13,65	889.648.749	1.027.802.798	15,53
<b>BIJI NIKEL</b>	<b>3.444.028.471</b>	<b>7.965.491.265</b>	<b>131,28</b>	<b>169.012.571</b>	<b>559.406.114</b>	<b>230,98</b>
JAPAN	1.853.961.499	1.715.957.005	-7,44	93.901.835	177.244.222	88,75
KOREA, REPUBLIC OF	0	52.513.243	--	0	5.501.358	--
CHINA	167.204.000	4.632.487.200	2.670,56	10.216.088	246.678.186	2.314,61
CAMEROON	0	38.150.000	--	0	1.669.062	--
AUSTRALIA	619.197.758	319.702.500	-48,37	19.655.983	24.783.807	26,09
CANADA	700	0	-100,00	300	0	-100,00
CURACAO	0	35.826.000	--	0	1.522.605	--
UNITED KINGDOM	0	173.473.000	--	0	12.511.376	--
FRANCE	0	15.265	--	0	20.000	--
SWITZERLAND	41.097.000	0	-100,00	4.544.131	0	-100,00
GREECE	92.388.514	391.248.000	323,48	6.231.372	42.255.919	578,12
VATICAN CITY STATE (HOLY SEE)	0	66.500.000	--	0	7.107.759	--
POLAND	0	52	--	0	20	--
UKRAINE	670.179.000	539.619.000	-19,48	34.462.862	40.111.800	16,39
<b>BAUKSIT</b>	<b>6.468.943.489</b>	<b>10.596.002.414</b>	<b>63,80</b>	<b>51.273.981</b>	<b>95.445.403</b>	<b>86,15</b>
JAPAN	851.657.000	551.514.000	-35,24	9.360.194	7.836.434	-16,28
KOREA, REPUBLIC OF	0	166.214	--	0	9.911	--
TAIWAN	50.800.000	34.500.000	-32,09	177.800	276.000	55,23
CHINA	5.521.985.489	9.966.455.000	80,49	41.155.422	86.659.043	110,57
THAILAND	8.500.000	8.500.000	0,00	29.750	68.000	128,57
SINGAPORE	0	31.905.000	--	0	319.050	--
NETHERLANDS	0	2.962.200	--	0	276.965	--
RUSSIA FEDERATION	36.001.000	0	-100,00	550.815	0	-100,00
<b>BIJI TIMAH/TIN</b>	<b>594.053</b>	<b>228.920</b>	<b>-61,46</b>	<b>161.767</b>	<b>28.297</b>	<b>-82,51</b>
CHINA	43.300	100.000	130,95	30.206	27.000	-10,61
THAILAND	12	0	-100,00	6	0	-100,00
SINGAPORE	360	0	-100,00	990	0	-100,00
MALAYSIA	507.461	128.895	-74,60	5.454	1.289	-76,37
UNITED STATES	11.000	0	-100,00	66.960	0	-100,00
GERMANY, FED. REP. OF	0	25	--	0	8	--
BELGIUM	28.420	0	-100,00	4.511	0	-100,00
SWEDEN	3.500	0	-100,00	53.640	0	-100,00
<b>BATU BARA</b>	<b>165.551.893.453</b>	<b>177.499.778.793</b>	<b>7,22</b>	<b>5.470.104.955</b>	<b>6.029.922.277</b>	<b>10,23</b>
JAPAN	31.357.876.573	32.173.189.889	2,60	1.175.813.894	1.179.378.227	0,30
HONG KONG	10.000.438.746	10.461.565.365	4,61	313.945.041	325.089.298	3,55
KOREA, DEMOCRATIC PEOPLE'S REI	196.379.000	0	-100,00	6.199.674	0	-100,00
KOREA, REPUBLIC OF	19.272.076.659	25.274.329.270	31,14	598.715.554	852.275.638	42,35
TAIWAN	24.426.608.018	22.845.109.888	-6,47	860.844.639	822.890.825	-4,41
CHINA	5.219.590.351	13.110.045.184	151,17	153.521.964	416.092.489	171,03
MACAU	64.051.000	0	-100,00	1.665.326	0	-100,00



TABEL 5. PERKEMBANGAN EKSPOR INDONESIA MENURUT KOMODITI DAN NEGARA TUJUAN

JENIS BARANG	BERAT BERSIH (KG)		PERUB	NILAI FOB (US \$)		PERUB
	JAN-NOV 2006	JAN-NOV 2007	%	JAN-NOV 2006	JAN-NOV 2007	%
(1)	(2)	(3)	(4)	(5)	(6)	(7)
PAPUA NEW GUINEA	47.000.000	22.346	-99,95	822.500	35.003	-95,74
THAILAND	7.789.192.666	10.376.132.496	33,21	216.845.246	310.350.002	43,12
SINGAPORE	120.568.471	18.522.685	-84,64	4.042.170	470.108	-88,37
PHILIPPINES	5.270.068.880	5.483.565.809	4,05	174.322.602	203.174.001	16,55
MALAYSIA	8.121.471.971	8.548.196.763	5,25	250.253.848	274.480.388	9,68
CAMBODIA	0	45.941.635	--	0	2.012.018	--
VIET NAM	384.986.028	553.053.395	43,66	14.261.565	16.831.289	18,02
INDIA	19.113.593.716	22.163.857.360	15,96	556.086.108	699.217.831	25,74
PAKISTAN	1.569.753.401	1.548.330.951	-1,36	57.181.196	68.543.005	19,87
SRI LANKA	91.265.238	95.554.000	4,70	3.063.792	3.986.197	30,11
PALESTINA	35.200.000	0	-100,00	1.207.360	0	-100,00
SYRIA ARAB REPUBLIC	0	69.715.000	--	0	1.812.590	--
TURKEY	0	60.272.000	--	0	1.868.432	--
UNITED ARAB EMIRATES	65.918.000	1	-100,00	2.249.781	1	-100,00
MOROCCO	372.262.000	0	-100,00	13.508.736	0	-100,00
GHANA	1	0	-100,00	1	0	-100,00
SIERRA LEONE	215.500.000	352.832.000	63,73	5.703.135	10.041.914	76,08
SOUTH AFRICA	0	500.000	--	0	225.000	--
AUSTRALIA	11.872	31.993	169,48	232	987	325,43
NEW ZEALAND	1.383.551.800	601.021.000	-56,56	34.422.558	15.955.998	-53,65
MARSHALL ISLANDS	444.764.000	0	-100,00	12.661.446	0	-100,00
EAST TIMOR	8.908	0	-100,00	2.486	0	-100,00
UNITED STATES	3.318.760.000	4.386.189.400	32,16	88.910.978	121.143.362	36,25
CANADA	58.948.000	0	-100,00	1.711.260	0	-100,00
CHILE	1.662.211.677	1.449.405.113	-12,80	54.325.746	49.571.526	-8,75
BRAZIL	72.925.000	146.237.000	100,53	2.501.327	4.998.924	99,85
COSTA RICA	0	129.121.000	--	0	3.701.943	--
UNITED KINGDOM	2.020.664.000	1.110.381.475	-45,05	61.281.939	30.835.597	-49,68
NETHERLANDS	4.791.167.000	935.274.594	-80,48	170.301.376	36.533.145	-78,55
FRANCE	481.145.000	72.045.000	-85,03	20.365.764	2.698.805	-86,75
GERMANY, FED. REP. OF	271.008.001	167.093	-99,94	14.211.717	17.822	-99,87
BELGIUM	143.604.000	223.691.000	55,77	4.308.150	7.608.032	76,60
SWITZERLAND	2.584.339.763	3.860.504.793	49,38	87.389.893	132.202.403	51,28
DENMARK	622.632.000	0	-100,00	23.730.419	0	-100,00
SWEDEN	51.700.000	0	-100,00	1.641.475	0	-100,00
IRELAND	941.464.736	464.354.005	-50,68	36.098.921	16.188.625	-55,15
ITALY	7.121.184.295	5.594.072.460	-21,44	267.792.975	250.705.086	-6,38
SPAIN	3.818.613.759	3.722.409.547	-2,52	109.076.103	111.255.158	2,00
PORTUGAL	473.308.000	69.453.283	-85,33	23.850.346	2.401.000	-89,93
GREECE	237.560.000	114.390.000	-51,85	8.755.058	3.385.943	-61,33
CROATIA	203.362.000	460.418.000	126,40	7.247.523	19.192.145	164,81
SLOVENIA	1.115.158.923	922.474.000	-17,28	29.263.131	31.052.422	6,11
REP. OF MACEDONIA	0	57.402.000	--	0	1.699.098	--
<b>GRANIT</b>	<b>6.625.430.272</b>	<b>2.939.881.216</b>	<b>-55,63</b>	<b>24.135.351</b>	<b>27.012.923</b>	<b>11,92</b>
JAPAN	1.500	2.557	70,47	300	1.957	552,33
TAIWAN	0	165.310	--	0	12.968	--
CHINA	0	48.731	--	0	5.796	--
THAILAND	0	28.378	--	0	7.850	--
SINGAPORE	6.607.284.268	2.939.565.759	-55,51	23.569.293	26.941.335	14,31
MALAYSIA	7.141.500	19.500	-99,73	56.574	1.290	-97,72
CYPRUS	0	65	--	0	29	--
AUSTRALIA	10.978.090	6.171	-99,94	59.133	5.397	-90,87
GUAM	0	9.619	--	0	5.809	--
UNITED STATES	0	30.355	--	0	25.018	--
COSTA RICA	0	284	--	0	433	--
FRENCH POLYNESIA	0	959	--	0	1.167	--
NETHERLANDS ANTILLES	0	2.604	--	0	2.833	--
NETHERLANDS	24.914	0	-100,00	450.051	0	-100,00
ITALY	0	161	--	0	643	--
SPAIN	0	161	--	0	83	--
PORTUGAL	0	602	--	0	315	--
<b>PASIR ALAM</b>	<b>3.382.752.135</b>	<b>401.116.433</b>	<b>-88,14</b>	<b>24.989.466</b>	<b>4.681.168</b>	<b>-81,27</b>
JAPAN	252	4.379	1.637,70	63	2.578	3.992,06
HONG KONG	1.256.089	282.423	-77,52	232.523	113.012	-51,40
KOREA, REPUBLIC OF	40.000	20.000	-50,00	4.360	16.000	266,97
TAIWAN	98.000	0	-100,00	57.920	0	-100,00
CHINA	53.223.388	9.091.251	-82,92	16.672.921	3.787.203	-77,29
THAILAND	12.090.563	3.000.000	-75,19	157.712	30.000	-80,98
SINGAPORE	3.266.520.497	388.718.080	-88,10	6.321.019	732.295	-88,41
PHILIPPINES	4.065.000	0	-100,00	43.475	0	-100,00
MALAYSIA	3.836.200	0	-100,00	252.908	0	-100,00
INDIA	20.000	0	-100,00	1.795	0	-100,00
SRI LANKA	15.159.904	0	-100,00	78.639	0	-100,00
OMAN	26.000.000	0	-100,00	29.900	0	-100,00
UNITED ARAB EMIRATES	374.700	0	-100,00	1.124.100	0	-100,00
AUSTRALIA	48	300	525,00	48	80	66,67
UNITED STATES	60	0	-100,00	20	0	-100,00
GERMANY, FED. REP. OF	21.000	0	-100,00	11.550	0	-100,00
SWITZERLAND	46.000	0	-100,00	460	0	-100,00
ITALY	400	0	-100,00	40	0	-100,00

TABEL 5. PERKEMBANGAN EKSPOR INDONESIA MENURUT KOMODITI DAN NEGARA TUJUAN

JENIS BARANG	BERAT BERSIH (KG)		PERUB	NILAI FOB (US \$)		PERUB	
	JAN-NOV 2006	JAN-NOV 2007	%	JAN-NOV 2006	JAN-NOV 2007	%	
	(1)	(2)	(3)	(4)	(5)	(6)	(7)
RUSSIA FEDERATION		34	0	-100,00	13	0	-100,00
<b>HASIL TAMBANG LAIN</b>	<b>6.051.501.339</b>	<b>7.385.622.728</b>	<b>22,05</b>	<b>113.344.982</b>	<b>217.206.865</b>	<b>91,63</b>	
JAPAN	12.509.855	59.039.722	371,95	1.068.478	6.995.727	554,74	
HONG KONG	16.972.825	15.055.445	-11,30	602.428	1.090.269	80,98	
KOREA, REPUBLIC OF	11.607.724	10.709.589	-7,74	2.043.313	1.484.971	-27,33	
TAIWAN	57.352.887	26.002.347	-54,66	2.642.419	3.072.589	16,28	
CHINA	2.303.949.506	4.787.201.485	107,78	72.145.932	153.748.316	113,11	
MONGOLIA	42.000	21.000	-50,00	7.404	3.992	-46,08	
PAPUA NEW GUINEA	106.343	6.626	-93,77	17.524	7.127	-59,33	
THAILAND	23.525.523	4.584.393	-80,51	2.464.389	534.997	-78,29	
SINGAPORE	3.413.661.933	1.663.014.614	-51,28	10.844.386	16.683.798	53,85	
PHILIPPINES	10.210.045	2.235.478	-78,11	2.142.587	403.824	-81,15	
MALAYSIA	34.851.409	64.582.333	85,31	2.607.102	9.416.981	261,20	
MYANMAR (FORM. BURMA)	647.600	136.600	-78,91	79.034	8.700	-88,99	
CAMBODIA	8.991.829	5.896.094	-34,43	644.361	332.394	-48,41	
VIET NAM	11.040.817	8.314.576	-24,69	831.842	718.475	-13,63	
MALDIVES	27.919	44.600	59,75	10.529	18.166	72,53	
INDIA	22.787.329	80.303.252	252,40	503.010	5.156.778	925,18	
PAKISTAN	158.110	177.009	11,95	10.988	16.568	50,78	
BANGLADESH	22.637.195	23.247.321	2,70	3.069.592	986.542	-67,86	
SRI LANKA	577.745	160.840	-72,16	63.988	13.267	-79,27	
IRAN (ISLAMIC REPUBLIC OF)	60.000	22.042	-63,26	7.350	1.300	-82,31	
SAUDI ARABIA	32.947	17.100	-48,10	7.600	4.927	-35,17	
KUWAIT	17.371	0	-100,00	1.900	0	-100,00	
TURKEY	96.024	24.000	-75,01	1.200	350	-70,83	
UNITED ARAB EMIRATES	40.150.068	187.259.522	366,40	598.480	2.980.132	397,95	
BAHRAIN	0	23.267	--	0	12.728	--	
CYPRUS	0	5.240	--	0	2.496	--	
EGYPT	71.000	89.376	25,88	710	7.532	960,85	
LIBYAN ARAB JAMAHIRIYA	0	801	--	0	3.384	--	
LESOTHO	0	20.000	--	0	1.180	--	
TANZANIA, UNITED REPUBLIC OF	342.500	0	-100,00	64.466	0	-100,00	
MADAGASCAR	0	26.250	--	0	814	--	
KENYA	1.215.093	187.873	-84,54	243.804	43.008	-82,36	
REUNION	0	10.757	--	0	8.657	--	
ANGOLA	635.874	1.040.000	63,55	101.955	147.680	44,85	
NIGERIA	314.008	160.000	-49,05	143.435	45.232	-68,47	
SEYCHELLES	0	1.001	--	0	2.625	--	
SOUTH AFRICA	1.022.537	447.900	-56,20	195.725	20.180	-89,69	
MAURITIUS	197	272.461	138.205,08	882	70.762	7.922,90	
AUSTRALIA	2.613.158	7.570.400	189,70	969.832	923.219	-4,81	
NEW ZEALAND	97.249	53.001	-45,50	13.927	15.832	13,68	
GUAM	0	54.440	--	0	23.823	--	
PALAU	901	0	-100,00	6.309	0	-100,00	
NEW CALEDONIA	0	53.479	--	0	36.659	--	
VANUATU	0	33.877	--	0	9.533	--	
COOK ISLANDS	0	153	--	0	147	--	
FIJI	0	1.120.423	--	0	82.214	--	
SAMOA	2.413	0	-100,00	18.826	0	-100,00	
TONGA	42.946	0	-100,00	19.162	0	-100,00	
EAST TIMOR	18.520	0	-100,00	1.590	0	-100,00	
UNITED STATES	2.052.749	1.083.777	-47,20	1.302.858	569.424	-56,29	
CANADA	37.472	55.875	49,11	29.621	38.691	30,62	
MEXICO	0	5.074	--	0	3.193	--	
PANAMA	30.000	0	-100,00	4.640	0	-100,00	
ARGENTINA	0	8.125	--	0	2.470	--	
BRAZIL	110.857	146.151	31,84	32.158	71.314	121,76	
COLOMBIA	0	195	--	0	290	--	
PERU	0	4.816	--	0	6.202	--	
BAHAMAS	0	1.800	--	0	3.031	--	
DOMINICAN REPUBLIC	0	306	--	0	499	--	
COSTA RICA	0	22.843	--	0	14.926	--	
ANTIGUA AND BARBUDA	0	29	--	0	139	--	
ANGUILLA	0	1.552	--	0	1.879	--	
FRENCH GUIANA	0	304	--	0	705	--	
FRENCH POLYNESIA	0	77.960	--	0	25.141	--	
MARTINIQUE	34	216	535,29	159	432	171,70	
NETHERLANDS ANTILLES	8	26.971	337.037,50	180	15.754	8.652,22	
TURKS AND CAICOS ISLANDS	0	38.625	--	0	4.337	--	
GUADELOUPE	0	11.603	--	0	11.899	--	
UNITED KINGDOM	264.620	102.530	-61,25	91.234	81.383	-10,80	
NETHERLANDS	139.100	133.946	-3,71	173.812	121.188	-30,28	
FRANCE	82.390	285.388	246,39	13.068	228.257	1.646,69	
GERMANY, FED. REP. OF	28.338	169.344	497,59	25.605	109.884	329,15	
AUSTRIA	0	25.442	--	0	20.341	--	
BELGIUM	114.145	31.126	-72,73	6.409.596	3.371.863	-47,39	
SWITZERLAND	49.626.312	433.756.066	774,04	774.931	7.086.635	814,49	
LUXEMBOURG	99	0	-100,00	1.188	0	-100,00	
DENMARK	0	1.562	--	0	5	--	
NORWAY	40.400	0	-100,00	2.020	0	-100,00	
SWEDEN	0	14.793	--	0	4.948	--	

TABEL 5. PERKEMBANGAN EKSPOR INDONESIA MENURUT KOMODITI DAN NEGARA TUJUAN

JENIS BARANG	BERAT BERSIH (KG)		PERUB	NILAI FOB (US \$)		PERUB
	JAN-NOV 2006	JAN-NOV 2007	%	JAN-NOV 2006	JAN-NOV 2007	%
	(1)	(2)	(3)	(4)	(5)	(6)
FINLAND	90	728	708,89	90	1.026	1.040,00
IRELAND	0	7.163	--	0	5.152	--
ITALY	67.832	178.171	162,67	15.837	109.614	592,14
SPAIN	351.488	134.972	-61,60	215.493	120.676	-44,00
PORTUGAL	0	1.791	--	0	1.653	--
ICELAND	144.094	0	-100,00	48.165	0	-100,00
GREECE	19.791	63	-99,68	7.800	189	-97,58
HUNGARY	0	8.438	--	0	13.486	--
POLAND	0	6.566	--	0	5.528	--
ROMANIA	0	23.351	--	0	9.873	--
LITHUANIA	20	0	-100,00	15	0	-100,00
CROATIA	0	22.000	--	0	1.488	--
MALTA	0	1.801	--	0	3.599	--
SLOVENIA	0	4.578	--	0	1.856	--
CZECH REPUBLIC	100	0	-100,00	53	0	-100,00
<b>BARANG-BARANG SENI</b>	<b>2.634.492</b>	<b>2.842.119</b>	<b>7,88</b>	<b>7.877.776</b>	<b>8.113.465</b>	<b>2,99</b>
JAPAN	134.380	129.025	-3,98	473.922	381.072	-19,59
HONG KONG	16.983	22.012	29,61	408.169	379.333	-7,06
KOREA, REPUBLIC OF	117.944	27.873	-76,37	119.392	38.732	-67,56
TAIWAN	16.296	84.707	419,80	39.104	149.176	281,49
CHINA	6.320	3.993	-36,82	53.848	9.714	-81,96
PAPUA NEW GUINEA	0	1.098	--	0	5.188	--
THAILAND	6.728	11.392	69,32	15.281	29.149	90,75
SINGAPORE	41.227	84.002	103,75	1.659.005	590.303	-64,42
PHILIPPINES	3.802	3.816	0,37	7.532	9.924	31,76
MALAYSIA	146.028	99.903	-31,59	226.333	190.112	-16,00
CAMBODIA	0	39.564	--	0	78.758	--
BRUNEI DARUSSALAM	296	2.436	722,97	232	1.318	468,10
VIET NAM	92	180	95,65	1.318	165	-87,48
MALDIVES	1.197	19.318	1.513,87	9.461	83.052	777,84
INDIA	4.915	10.096	105,41	9.581	12.590	31,41
PAKISTAN	0	3.411	--	0	673	--
BANGLADESH	1.889	0	-100,00	724	0	-100,00
SRI LANKA	633	7.414	1.071,25	1.601	4.780	198,56
IRAN (ISLAMIC REPUBLIC OF)	8.235	10.161	23,39	50.442	20.481	-59,40
SAUDI ARABIA	3.179	9.000	183,11	9.690	8.098	-16,43
KUWAIT	41.016	182	-99,56	10.851	2.467	-77,26
JORDAN	1.058	5.450	415,12	677	9.551	1.310,78
LEBANON	743	469	-36,88	2.332	987	-57,68
YEMEN	279	0	-100,00	418	0	-100,00
OMAN	38	347	813,16	250	161	-35,60
TURKEY	112.251	192.676	71,65	143.190	277.144	93,55
UNITED ARAB EMIRATES	29.858	42.564	42,55	80.483	118.236	46,91
QATAR	91	132	45,05	80	132	65,00
BAHRAIN	816	631	-22,67	3.437	3.532	2,76
CYPRUS	4.673	3.024	-35,29	16.950	11.719	-30,86
EGYPT	991	475	-52,07	1.433	550	-61,62
LIBYAN ARAB JAMAHIRIYA	0	642	--	0	1.215	--
MOROCCO	200	851	325,50	306	10.456	3.316,99
TUNISIA	3.106	0	-100,00	7.458	0	-100,00
SUDAN	123	0	-100,00	58	0	-100,00
NAMIBIA	0	166	--	0	468	--
MADAGASCAR	548	3.133	471,72	646	2.642	308,98
KENYA	0	1.106	--	0	810	--
REUNION	11.384	8.056	-29,23	30.805	9.556	-68,98
MOZAMBIQUE	0	170	--	0	63	--
TOGO	0	16	--	0	15	--
GHANA	21	0	-100,00	40	0	-100,00
ANGOLA	132	94	-28,79	362	88	-75,69
NIGERIA	0	1.291	--	0	24.300	--
GABON	0	40	--	0	110	--
COTE D'IVOIRE	0	386	--	0	412	--
SENEGAL	20.781	38.608	85,79	19.302	35.182	82,27
U.S. VIRGIN ISLANDS	61	51	-16,39	212	83	-60,85
SEYCHELLES	0	241	--	0	461	--
UGANDA	0	41	--	0	205	--
SOUTH AFRICA	16.416	22.863	39,27	20.938	42.019	100,68
MAURITIUS	3.067	5.736	87,02	7.738	44.072	469,55
VIRGIN ISLANDS (BRITISH)	4	1	-75,00	40	25	-37,50
AUSTRALIA	250.802	294.140	17,28	464.254	635.589	36,91
NEW ZEALAND	11.850	34.539	191,47	26.509	39.234	48,00
MICRONESIA, FEDERATED STATES (	361	0	-100,00	814	0	-100,00
GUAM	840	1.639	95,12	1.166	4.240	263,64
NEW CALEDONIA	9.995	13.613	36,20	19.204	28.188	46,78
NORTHERN MARIANA ISLANDS	313	180	-42,49	551	1.004	82,21
VANUATU	928	1.177	26,83	2.233	3.615	61,89
WALLIS AND FUTUNA ISLANDS	1.479	0	-100,00	3.233	0	-100,00
COOK ISLANDS	4.492	834	-81,43	11.633	5.179	-55,48
FIJI	18.940	760	-95,99	34.122	1.052	-96,92
EAST TIMOR	40.026	0	-100,00	2.209	0	-100,00
UNITED STATES	302.391	223.195	-26,19	1.170.461	816.893	-30,21

TABEL 5. PERKEMBANGAN EKSPOR INDONESIA MENURUT KOMODITI DAN NEGARA TUJUAN

JENIS BARANG	BERAT BERSIH (KG)		PERUB	NILAI FOB (US \$)		PERUB
	JAN-NOV 2006	JAN-NOV 2007	%	JAN-NOV 2006	JAN-NOV 2007	%
	(1)	(2)	(3)	(4)	(5)	(6)
CANADA	22.209	16.461	-25,88	43.813	53.511	22,13
MEXICO	8.524	6.116	-28,25	15.831	13.815	-12,73
GUATEMALA	0	271	--	0	1.485	--
PANAMA	1.336	3.707	177,47	1.851	4.204	127,12
SURINAME	0	11.150	--	0	12.144	--
CHILE	3.409	7.366	116,08	3.464	8.172	135,91
VENEZUELA	773	39	-94,95	1.473	47	-96,81
ARGENTINA	2.354	1.161	-50,68	4.996	1.501	-69,96
BRAZIL	3.797	4.201	10,64	6.099	339.263	5.462,60
COLOMBIA	157	6.815	4.240,76	264	8.722	3.203,79
URUGUAY	0	2.052	--	0	3.296	--
ECUADOR	0	3.242	--	0	2.695	--
PERU	30	0	-100,00	144	0	-100,00
BAHAMAS	0	1.541	--	0	1.889	--
JAMAICA	196	852	334,69	176	207	17,61
PUERTO RICO	541	4.323	699,08	1.163	8.953	669,82
DOMINICAN REPUBLIC	698	2.299	229,37	1.606	5.824	262,64
EL SALVADOR	235	0	-100,00	482	0	-100,00
COSTA RICA	7.383	3.530	-52,19	7.498	5.353	-28,61
HAITI	206	0	-100,00	572	0	-100,00
BARBADOS	45	0	-100,00	189	0	-100,00
ANTIGUA AND BARBUDA	513	0	-100,00	242	0	-100,00
ANGUILLA	0	590	--	0	1.550	--
ARUBA	4.225	0	-100,00	8.158	0	-100,00
CAYMAN ISLANDS	22	0	-100,00	894	0	-100,00
DOMINICA	1.085	0	-100,00	1.224	0	-100,00
FRENCH GUIANA	4.289	334	-92,21	3.086	748	-75,76
FRENCH POLYNESIA	19.419	20.981	8,04	30.221	32.180	6,48
MARTINIQUE	1.433	2.105	46,89	3.262	3.486	6,87
NETHERLANDS ANTILLES	6.386	1.657	-74,05	18.207	8.939	-50,90
SAINT LUCIA	0	95	--	0	546	--
TURKS AND CAICOS ISLANDS	270	0	-100,00	720	0	-100,00
GUADELOUPE	1.589	2.032	27,88	3.793	4.698	23,86
UNITED KINGDOM	116.444	49.287	-57,67	193.534	137.387	-29,01
NETHERLANDS	148.159	103.175	-30,36	458.470	359.673	-21,55
FRANCE	175.790	281.417	60,09	459.544	1.372.315	198,63
GERMANY, FED. REP. OF	150.482	187.751	24,77	325.237	318.952	-1,93
AUSTRIA	4.340	3.903	-10,07	11.280	9.089	-19,42
BELGIUM	79.855	90.225	12,99	140.137	161.739	15,41
SWITZERLAND	3.178	19.399	510,42	10.606	44.810	322,50
LUXEMBOURG	0	100	--	0	466	--
DENMARK	14.397	11.228	-22,01	69.053	35.307	-48,87
NORWAY	209	1.512	623,44	2.348	3.715	58,22
SWEDEN	32.548	8.235	-74,70	34.124	18.828	-44,82
FINLAND	274	77	-71,90	2.285	179	-92,17
IRELAND	7.965	14.736	85,01	16.551	18.404	11,20
ITALY	204.134	257.626	26,20	390.855	493.451	26,25
SPAIN	175.160	200.254	14,33	367.589	351.682	-4,33
PORTUGAL	3.920	4.102	4,64	5.678	9.156	61,25
GREECE	10.198	11.641	14,15	11.054	35.681	222,79
HUNGARY	5.299	3.025	-42,91	12.580	7.714	-38,68
POLAND	1.845	6.454	249,81	8.378	51.807	518,37
ROMANIA	935	3.431	266,95	815	4.931	505,03
BULGARIA	1.557	1.775	14,00	8.410	1.391	-83,46
YUGOSLAVIA	0	13	--	0	16	--
KAZAKHSTAN	561	0	-100,00	850	0	-100,00
UKRAINE	314	302	-3,82	661	321	-51,44
LITHUANIA	64	133	107,81	387	376	-2,84
CROATIA	1.381	6.199	348,88	5.820	13.454	131,17
MALTA	239	715	199,16	291	1.322	354,30
SLOVAKIA	642	607	-5,45	5.333	1.552	-70,90
SLOVENIA	425	490	15,29	279	1.939	594,98
CZECH REPUBLIC	200	464	132,00	87	972	1.017,24
RUSSIA FEDERATION	2.635	2.003	-23,98	6.082	9.335	53,49
<b>BARANG KIRIMAN, POS DAN YANG D</b>	<b>60.661</b>	<b>2.250</b>	<b>-96,29</b>	<b>108.114</b>	<b>651</b>	<b>-99,40</b>
JAPAN	43.588	0	-100,00	96.882	0	-100,00
MALAYSIA	0	2.250	--	0	651	--
NETHERLANDS	17.073	0	-100,00	11.232	0	-100,00
<b>LAINNYA</b>	<b>648</b>	<b>3.826</b>	<b>490,43</b>	<b>9.925</b>	<b>37.648</b>	<b>279,32</b>
JAPAN	17	187	1.000,00	7.000	273	-96,10
HONG KONG	400	216	-46,00	1.400	25.289	1.706,36
SINGAPORE	89	1.497	1.582,02	944	7.872	733,90
AUSTRALIA	0	426	--	0	147	--
NEW ZEALAND	0	50	--	0	55	--
WALLIS AND FUTUNA ISLANDS	0	462	--	0	1.105	--
UNITED STATES	142	0	-100,00	581	0	-100,00
URUGUAY	0	67	--	0	78	--
SPAIN	0	921	--	0	2.829	--
<b>TOTAL EKSPOR</b>	<b>295.184.464.749</b>	<b>310.302.333.454</b>	<b>5,12</b>	<b>91.188.323.236</b>	<b>103.158.895.291</b>	<b>13,13</b>