

Buletin Statistik Perdagangan Luar Negeri
Foreign Trade Statistical Bulletin

EKSPOR /EXPORTS

ISSN : 0126 - 5775

No. Publikasi / *Publication Number* : 05410.0614

Katalog BPS / *BPS Catalogue*: 8101.

Ukuran Buku / *Book Size* : 21 Cm X 28 Cm

Jumlah Halaman / *Total Pages* : 148 Halaman / *Pages*

Naskah / *Manuscript* :

Bagian Statistik Ekspor

Export Statistics Division

Gambar Kulit / *Cover Design* :

Bagian Statistik Ekspor

Export Statistics Division

Diterbitkan oleh / *Published by* :

Badan Pusat Statistik, Jakarta - Indonesia

CBS, Indonesia

Dicetak oleh / *Printed by* :

CV Nario Sari

Boleh dikutip dengan menyebut sumbernya

May be cited with reference to the source

KATA PENGANTAR

Buletin Statistik Perdagangan Luar Negeri Ekspor yang diterbitkan secara bulanan memuat data ekspor menurut sektor, Perkembangan ekspor komoditi pertanian, Perkembangan ekspor komoditi industri, Perkembangan ekspor komoditi pertambangan dan Perkembangan ekspor Indonesia menurut komoditi dan negara tujuan secara kumulatif dari Januari sampai bulan berjalan.

Buletin ini juga menyajikan ulasan singkat tentang perbandingan, pertumbuhan dan peranan serta data pokok yang cukup menonjol atau yang mengalami perubahan yang signifikan. Diharapkan dengan adanya informasi semacam ini, para pengguna data ekspor dapat melihat dan mengikuti perkembangan ekspor secara garis besar.

Kepada para pengguna data, saran dan kritik yang bersifat konstruktif demi penyempurnaan publikasi ini, sangat diharapkan. Dengan demikian usaha BPS untuk meningkatkan pelayanan dan pemasyarakatan statistik (khususnya data Statistik Ekspor) dapat dilaksanakan secara baik dan berkesinambungan.

Jakarta, Desember 2006
BADAN PUSAT STATISTIK
KEPALA,

DR. Rusman Heriawan

NIP. 340003999

ISI / CONTENT

Halaman / Page

Kata Pengantar / <i>Preface</i>	iii
Isi / <i>Content</i>	iv
Ringkasan / <i>Highlight</i>	v - xiv

Jilid / Volume

Tabel 1. Ringkasan Perkembangan Ekspor Indonesia	1
Tabel 2. Perkembangan Ekspor Komoditi Pertanian	1
Tabel 3. Perkembangan Ekspor Komoditi Industri	2
Tabel 4. Perkembangan Ekspor Komoditi Pertambangan	4
Tabel 5. Perkembangan Ekspor Indonesia Menurut Komoditi dan Negara Tujuan	5

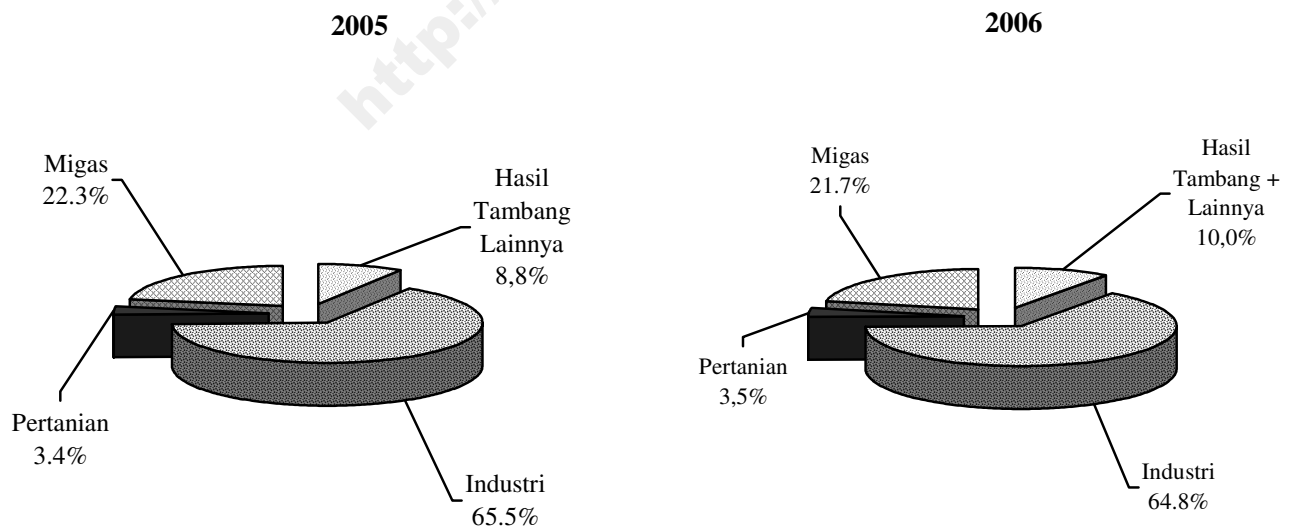
RINGKASAN

Ekspor Indonesia pada periode Januari - September 2006 mencapai nilai US\$ 73 553,1 juta dengan volume 232 437,1 ribu ton, yang terdiri dari US\$ 15 966,3 juta hasil ekspor minyak dan gas bumi dan US\$ 57 586,8 juta hasil ekspor komoditi non migas.

Dibandingkan periode yang sama tahun 2005, nilai ekspor naik US\$ 10 853,7 juta, karena adanya kenaikan ekspor non migas senilai US\$ 8 860,5 juta, demikian juga dari kelompok migas mengalami

kenaikan sebesar US\$ 1 993,2 juta atau naik 14,26 persen dibanding periode yang sama tahun sebelumnya. Walaupun demikian, diperlihatkan bahwa penerimaan dari sektor migas masih bisa diharapkan, karena perkembangan harga di pasaran internasional menunjukkan peningkatan. Bulan September 2006 harga minyak mentah Indonesia US\$ 62,49 per barelnya, naik sebesar US\$ 0,88 per barel dibandingkan bulan September 2005.

Grafik 1 : PERBANDINGAN NILAI EKSPOR INDONESIA PADA JANUARI-SEPTEMBER 2005 & 2006

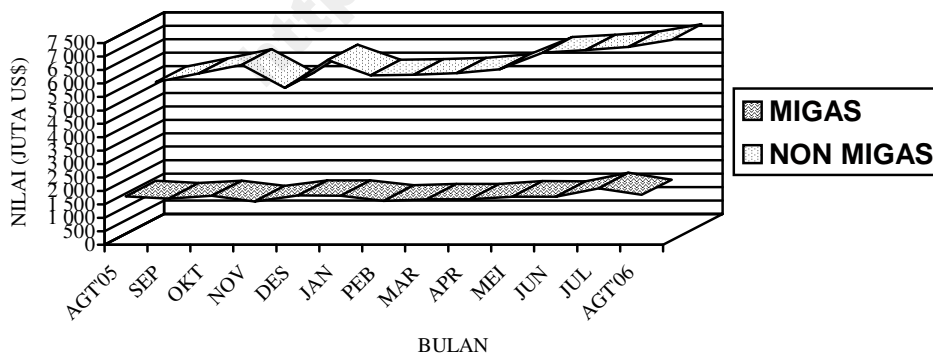


Pada Grafik 1 ditampilkan perbandingan nilai ekspor selama Periode Januari - September 2005 dan 2006. Sedangkan trend perkembangannya dari bulan September 2005 sampai dengan September 2006 disajikan pada Grafik 2, 3, dan 4. Nilai ekspor kelompok migas pada Januari - September 2005 senilai US\$ 13 973,1 juta yang terdiri dari minyak mentah, hasil minyak dan gas masing-masing senilai US\$ 5 216,3 juta, US\$ 1 210,2 juta, dan US\$ 5 826,7 juta. Sedangkan pada Januari -

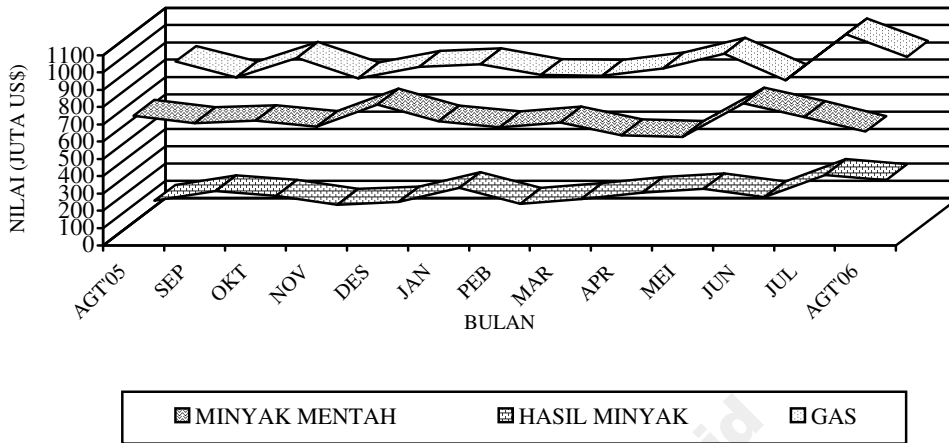
September 2006 nilai untuk kelompok migas masing-masing sebesar US\$ 5 599,9 juta, US\$ 1 808,6 juta dan US\$ 6 956,7 juta.

Nilai ekspor untuk kelompok non migas yang terdiri dari hasil pertanian, industri serta hasil tambang dan lainnya pada bulan Januari - September 2005 masing-masing US\$ 1 855,2 juta, US\$ 36 245,5 juta, dan US\$ 4 823,6 juta. Sementara itu pada periode Januari - September 2006 masing-masing mencapai US\$ 2 243,3 juta, US\$ 41 784,1 juta, dan US\$ 6 316,6 juta.

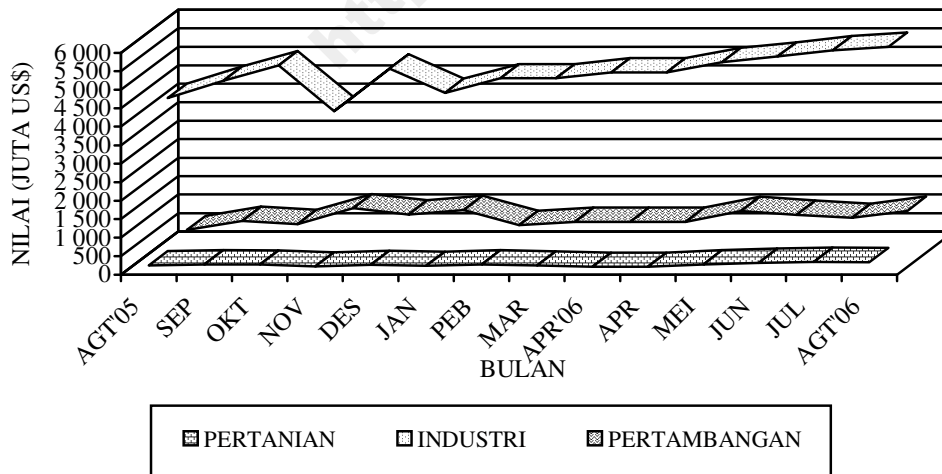
Grafik 2 : PERKEMBANGAN NILAI EKSPOR MIGAS DAN NON MIGAS SELAMA SEPTEMBER 2005 SAMPAI DENGAN SEPTEMBER 2006



**Grafik 3 : PERKEMBANGAN NILAI EKSPOR KOMODITI MIGAS
SELAMA SEPTEMBER 2005 SAMPAI DENGAN SEPTEMBER 2006**



**Grafik 4 : PERKEMBANGAN NILAI EKSPOR KOMODITI NON MIGAS
SELAMA SEPTEMBER 2005 SAMPAI DENGAN SEPTEMBER 2006**



**Tabel A. RINGKASAN EKSPOR NON MIGAS INDONESIA
(JUTA US\$)**

Tahun dan Bulan	Hasil sektor pertanian	Hasil sektor industri	Hasil sektor tambang	Total
[1]	[2]	[3]	[4]	[6]
2004				
Agustus	248,2	4 392,7	424,6	5 065,5
September	230,7	4 956,0	579,6	5 766,3
Oktober	263,2	5 214,3	500,5	5 978,0
November	208,6	3 955,2	564,0	4 727,8
Desember	237,5	4 317,0	731,6	5 286,1
2005				
Januari	209,6	4 258,4	439,7	4 907,7
Pebruari	232,4	4 359,6	447,6	5 039,6
Maret	233,0	4 633,1	723,9	5 590,0
April	238,5	4 481,5	501,6	5 221,6
Mei	218,9	4 842,9	719,9	5 781,7
Juni	218,8	4 534,1	624,5	5 377,4
Juli	289,7	4 572,5	667,1	5 529,3
Agustus	214,3	4 563,4	699,3	5 477,0
September	273,7	4 852,8	675,6	5 802,1
Oktober	267,3	5 273,5	590,9	6 131,7
November	221,4	4 034,4	1 016,0	5 271,8
Desember	262,7	5 187,5	848,4	6 298,6
2006				
Januari	237,4	4 527,8	968,6	5 733,8
Pebruari	279,1	4 920,0	561,2	5 760,3
Maret	240,9	4 922,2	645,3	5 808,4
April	212,5	5 085,0	651,8	5 949,3
Mei	274,9	5 363,9	941,6	6 580,4
Juni	316,1	5 512,1	843,0	6 671,2
Juli	344,1	5 679,8	757,9	6 781,8
Agustus	338,3	5 773,3	947,2	7 058,8

Dipandang dari negara tujuan ekspor (Tabel B), pada bulan September 2006 kelompok migas yang ditujukan ke kawasan China dan Muangthai, sebesar masing-masing US\$ 339,3 juta, dan US\$ 55,7 juta memperlihatkan peningkatan dibanding tahun 2005. Negara yang memperlihatkan peningkatan ekspor kelompok migas lainnya, adalah adalah Singapura dengan persentase peningkatan sebesar 50,50

persen, Amerika Serikat dengan persentase peningkatan sebesar 50,04 persen, sedangkan Jepang, Philipina dan Malaysia memperlihatkan penurunan dibanding tahun 2005, masing-masing dengan persentase penurunan sebesar 3,56 persen, 21,21 persen dan 47,45 persen. Dari Tabel B juga terlihat bahwa ekspor komoditi migas pada bulan September 2006 menunjukkan peningkatan hingga mencapai US\$ 1 852,4 juta.

Tabel B : Perkembangan Ekspor Migas & Non Migas Indonesia Menurut Negara Tujuan, September 2005 & September 2006 (Juta US\$)

Kawasan Negara Ekspor	Migas			Non Migas		
	Sept 2005	Sept 2006	Perubahan (%)	Sept 2005	Sept 2006	Perubahan (%)
• Asia Timur	1 552,8	1 568,2	0,99	1 573,0	2 266,4	44,08
- Jepang	872,3	841,2	-3,56	767,4	1 008,0	31,36
- China	296,7	339,3	14,37	302,4	539,2	78,32
• Asia Selatan & Tenggara	92,6	185,4	100,07	1 630,5	1 809,8	10,99
- Muangthai	1,3	55,7	4037,41	163,4	204,8	25,29
- Singapura	71,5	107,6	50,50	643,7	743,4	15,48
- Philipina	2,1	1,7	-21,21	102,4	101,7	-0,68
- Malaysia	16,9	8,9	-47,45	257,6	348,6	35,34
• Asia Barat	0,0	0,0	-	218,2	288,2	32,08
• Afrika	0,0	0,0	-	122,3	173,4	41,78
• Australia & Oseania	118,3	47,6	-59,74	128,8	165,4	28,39
• Amerika Utara	34,1	51,2	50,04	846,0	1 044,6	23,39
- Amerika Serikat	34,1	51,2	50,04	797,9	999,8	25,30
• Amerika Tengah & Selatan	0,0	0,0	-	124,3	173,2	39,38
• Erropa Barat	0,0	0,0	-	763,5	1 044,7	36,83
• Erropa Timur	0,0	0,1	-	69,9	93,2	33,43
Total Ekspor	1 797,9	1 852,4	3,04	5 477,0	7 058,8	28,88

Pada kelompok non migas nilai ekspor mengalami peningkatan hingga mencapai US\$ 7 058,8 juta, kecuali negara Philipina yang mengalami penurunan nilai ekspor sebesar 0,68 persen.

Pada tabel 1 disajikan ekspor menurut sektor. Disini terlihat bahwa perolehan devisa terbesar pada periode Januari - September 2006 berasal dari sektor industri dengan nilai US\$ 41 784,1 juta atau sekitar 64,57 persen dari total ekspor, sedangkan pada periode Januari - September 2005 juga berasal dari sektor industri dengan nilai US\$ 36 245,5 juta atau sekitar 65,68 persen dari total ekspor. Dibandingkan periode yang sama tahun sebelumnya, sektor industri mengalami peningkatan 15,28 persen.

Pada tabel 2 disajikan perkembangan ekspor komoditi hasil pertanian, selama periode Januari - September 2006, komoditi andalan sektor pertanian antara lain udang segar/beku dengan nilai US\$ 655,4 juta (29,22 persen); biji coklat dengan nilai US\$ 429,9 juta (19,16 persen); kopi dengan nilai US\$ 384,9 juta (17,16 persen); ikan dan lain-lain dengan nilai US\$ 329,4 juta (14,68 persen); rempah-rempah dengan nilai US\$ 112,8 juta (5,03 persen); buah-buahan dengan nilai US\$ 61,2 juta (2,73 persen); hasil pertanian lainnya dengan nilai US\$ 59,1 juta (2,63 persen); tembakau dengan

nilai US\$ 44,5 juta (2,98 persen); teh dengan nilai US\$ 35,2 juta (1,57 persen); bahan nabati lainnya dengan nilai US\$ 34,2 juta (1,52 persen).

Pada tabel 3 disajikan perkembangan ekspor komoditi hasil industri, selama periode Januari – September 2006, komoditi andalan sektor industri antara lain tekstil dengan nilai US\$ 6 335,8 juta (15,16 persen); alat listrik, ukur, fotografi, dll dengan nilai US\$ 4 916,5 juta (11,77 persen); barang dari logam tidak mulia dengan nilai US\$ 4 514,4 juta (10,80 persen); karet alam olahan dengan nilai US\$ 3 731,9 juta (8,93 persen); minyak nabati dengan nilai US\$ 3 430,6 juta (8,21 persen); kayu olahan dengan nilai US\$ 2 092,3 juta (5,01 persen); kertas dan barang dari kertas dengan nilai US\$ 1 914,6 juta (4,58 persen); bahan kimia dengan nilai US\$ 1 598,2 juta (3,82 persen); makanan olahan dengan nilai US\$ 1 270,8 juta (3,04 persen). mebel dan bagian-bagiannya dengan nilai US\$ 1 212,3 juta (2,90 persen).

Pada tabel 4 disajikan perkembangan ekspor komoditi hasil pertambangan, selama periode Januari - September 2006, komoditi andalan sektor pertambangan antara lain batu bara dengan nilai US\$ 3 816,8 juta (60,43 persen) dan biji tembaga dengan nilai US\$ 2 244,7 juta (35,54 persen).

Ekspor batu bara mengalami peningkatan 37,58 persen dibanding periode yang sama tahun sebelumnya, dan biji tembaga mengalami peningkatan 20,28 persen dibanding periode yang sama tahun sebelumnya.

Perkembangan ekspor Indonesia menurut komoditi dan negara tujuan yang disajikan pada Tabel 5, memperlihatkan bahwa ekspor selama ini lebih banyak bertumpu pada 15 komoditi utama, (ringkasan disajikan pada Tabel C yang diurut menurut nilai ekspor). Lima belas komoditi tersebut pada periode Januari - September 2006 menyumbang sekitar 62,67 persen dari ekspor non migas.

Batu bara mempunyai nilai US\$ 3 816,8 juta, naik US\$ 1 042,6 juta dari tahun lalu, komoditi ini menyumbang sekitar 7,58 persen ekspor non migas nasional pada periode Januari - September 2006.

Nilai ekspor pakaian jadi selama periode Januari - September 2006 naik US\$ 395,2 juta menjadi US\$ 3 740,9 juta.

Pada periode Januari - September 2006 nilai ekspor alat listrik US\$ 2 970,4 juta, yang naik dibanding tahun lalu sebesar US\$ 113,8 juta atau naik sekitar 3,98 persen.

Komoditi minyak kelapa sawit diekspor dengan nilai US\$ 2 742,7 juta atau 5,45 persen, crumb rubber diekspor dengan

nilai US\$ 2 526,1 juta atau sekitar 5,02 persen dari perolehan devisa non migas.

Selama periode Januari - September 2006, biji tembaga nilai ekspornya mencapai US\$ 2 244,7 juta, sedangkan tahun sebelumnya senilai US\$ 1 866,2 juta, atau terjadi peningkatan sekitar US\$ 378,5 juta (20,28 persen). Industri lainnya nilai ekspornya naik US\$ 361,1 juta (19,03 persen) menjadi US\$ 2 227,6 juta.

Perolehan devisa dari kertas dan barang dari kertas pada periode Januari - September 2006 diekspor dengan nilai US\$ 1 914,6 juta atau sekitar 3,80 persen dari kelompok non migas. Textil lainnya pada periode Januari - September 2006 diekspor dengan nilai US\$ 1 702,5 juta, sedangkan tahun sebelumnya US\$ 1 534,5 juta.

Audio visual nilai ekspornya turun US\$ 178,1 juta menjadi US\$ 1 677,7 juta. Sedangkan nilai ekspor tembaga dalam periode Januari - September 2006 naik 71,16 persen menjadi US\$ 1 333,8 juta.

Besi/baja nilai ekspornya naik US\$ 416,1 juta menjadi US\$ 1 295,5 juta, damar tiruan, bahan plastik nilai ekspornya naik US\$ 127,6 juta menjadi US\$ 1 145,8 juta. Alas kaki (kulit, karet dan kanvas) nilai ekspornya naik US\$ 156,6 juta menjadi US\$ 1 106,9 juta. Bahan kimia organik nilai

eksportnya turun US\$ 86,6 juta menjadi US\$ 1 105, juta.

**Tabel C : Ekspor Utama Barang Bukan Migas
Periode Januari - September, 2005 dan 2006**

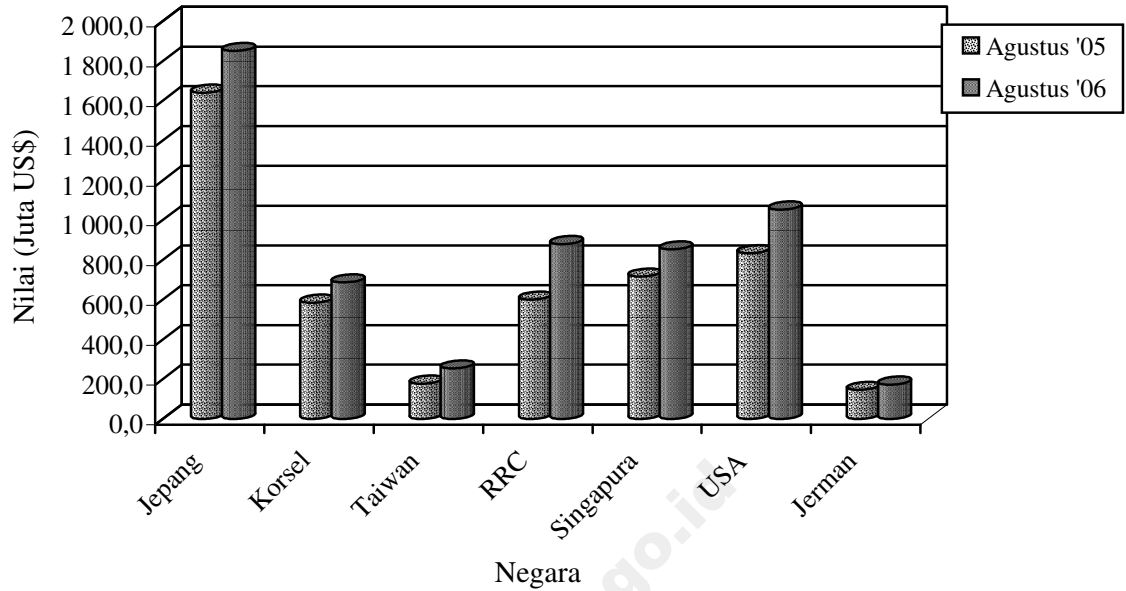
HS	Nilai FOB (Juta US\$)		Perubahan		% Peran 2006 (Terhadap Non Migas)
	2005	2006	Absolut	Persen	
Batu bara	2 774,3	3 816,8	1 042,6	37,58	7,58
Pakaian jadi	3 345,8	3 740,9	395,2	11,81	7,43
Alat listrik	2 856,6	2 970,4	113,8	3,98	5,90
Minyak kelapa sawit	2 298,7	2 742,7	444,0	19,32	5,45
Crumb rubber	1 255,5	2 526,1	1 270,6	101,20	5,02
Biji tembaga	1 866,2	2 244,7	378,5	20,28	4,46
Industri lainnya	1 871,5	2 227,6	356,1	19,03	4,42
Kertas dan barang dari kertas	1 515,7	1 914,6	398,9	26,32	3,80
Textil lainnya	1 534,5	1 702,5	168,0	10,95	3,38
Audio visual	1 855,7	1 677,7	-178,0	-9,59	3,33
Tembaga	779,3	1 333,8	554,5	71,16	2,65
Besi/baja	879,4	1 295,5	416,1	47,31	2,57
Damar tiruan, bahan plastik	1 018,2	1 145,8	127,6	12,53	2,28
Alas kaki (kulit, karet dan kanvas)	955,3	1 106,9	151,6	15,87	2,20
Bahan kimia organik	1 018,5	1 105,1	86,6	8,50	2,20
Total Komoditi Utama	25 825,2	31 551,2	5 726,0	22,17	62,67

Nilai ekspor periode Januari - September 2006, menurut negara kelompok ekonomi, ke kelompok negara APEC adalah yang terbesar yaitu mencapai 47,16 persen dari total ekspor yaitu US\$ 64 709,2 juta, diantaranya US\$ 12 162,5 juta ke ASEAN dan US\$ 8 002,0 juta ke NAFTA. Sementara nilai ekspor ke Uni Eropa sebesar 11,38 persen (US\$ 7 365,7 juta) dan ke Timur Tengah sebesar 3,40 persen (US\$ 2 202,3 juta). Ditinjau dari perkembangannya, nilai ekspor ke negara-negara APEC naik 18,22 persen dibanding keadaan tahun 2005 yang terdiri dari peningkatan ekspor menuju Korea Selatan sebesar 16,25 persen, menuju Jepang sebesar 17,02 persen, menuju ASEAN sebesar 17,71 persen, menuju NAFTA sebesar 15,97 persen.

Nilai ekspor periode Januari - September 2006, menuju tujuh negara tujuan utama yaitu Jepang, Korea Selatan, Taiwan, RR China, Singapura, Amerika dan Jerman mencapai sebesar US\$ 40 703,5 juta atau sekitar 62,90 persen dari total ekspor. Dibandingkan periode tahun sebelumnya nilai ini naik US\$ 6 039,0 juta atau sekitar 17,42 persen.

Selain tujuh negara tujuan utama di atas, negara tujuan yang membeli produk nasional di atas US\$ 70 juta pada bulan September 2006 antara lain Hongkong, Malaysia dan Australia masing-masing dengan nilai US\$ 167,3 juta, US\$ 357,5 juta dan US\$ 180,6 juta. Sedangkan dari kawasan Eropa antara lain ke Belanda dan Inggris masing-masing dengan nilai US\$ 205,7 juta dan US\$ 133,0 juta.

Grafik 5: EKSPOR INDONESIA MENURUT NEGARA TUJUAN UTAMA BULAN AGUSTUS 2005 & 2006



Perbandingan nilai ekspor bulan September 2005 dan 2006 ke beberapa negara tertentu disajikan pada Grafik 5.

TABEL 1. RINGKASAN PERKEMBANGAN EKSPOR INDONESIA

JENIS BARANG	BERAT BERSIH (RIBU TON)		PERUB	NILAI FOB (JUTA US \$)		PERUB
	JAN-SEP 2005	JAN-SEP 2006	%	JAN-SEP 2005	JAN-SEP 2006	%
	(1)	(2)	(3)	(4)	(5)	(6)
Total Ekspor	189,725.0	232,437.1	22.51	62,699.4	73,553.1	17.31
MIGAS	38,835.1	35,237.2	-9.26	13,973.1	15,966.3	14.27
MINYAK MENTAH	15,880.2	13,263.9	-16.48	5,923.9	6,215.7	4.93
HASIL MINYAK	4,516.7	4,914.8	8.81	1,433.0	2,022.8	41.15
GAS ALAM	18,438.2	17,058.5	-7.48	6,616.2	7,727.8	16.80
NON MIGAS	150,889.9	197,200.0	30.69	48,726.3	57,586.8	18.18
HASIL PERTANIAN	1,656.9	2,036.4	22.91	2,128.9	2,532.6	18.96
HASIL INDUSTRI	37,139.8	43,090.5	16.02	41,098.2	47,665.3	15.98
HASIL TAMBANG	112,090.1	152,070.9	35.67	5,492.7	7,381.9	34.40
LAINNYA	3.2	2.1	-32.71	6.6	7.0	6.24

TABEL 2. PERKEMBANGAN EKSPOR KOMODITI HASIL PERTANIAN

JENIS BARANG	BERAT BERSIH (TON)		PERUB	NILAI FOB (RIBU US \$)		PERUB
	JAN-SEP 2005	JAN-SEP 2006	%	JAN-SEP 2005	JAN-SEP 2006	%
	(1)	(2)	(3)	(4)	(5)	(6)
TOTAL PERTANIAN	1,656,871	2,036,431	22.91	2,128,879	2,532,611	18.96
KARET ALAM	3,386	5,783	70.77	4,718	9,369	98.60
KOPI	328,629	324,932	-1.13	370,630	445,045	20.08
KAYU BULAT	292	60	-79.35	219	20	-90.66
UDANG SEGAR/BEKU	101,171	112,122	10.82	649,035	745,111	14.80
TEH	35,596	33,179	-6.79	37,349	38,893	4.13
REMPAH-REMPAH	74,792	85,413	43.97	106,152	137,219	29.27
-LADA HITAM	10,856	15,630	43.97	14,713	23,353	58.72
-LADA PUTIH	11,982	11,317	-5.55	26,068	27,589	5.84
-KAYU MANIS DAN BUNGANYA	27,372	26,624	-2.73	14,827	16,318	10.05
-BIJI PALA & BUNGANYA DAN KAPULAGA	12,867	16,270	26.44	35,543	41,790	17.58
-PANILI	108	90	-17.03	2,365	1,736	-26.57
-LAINNYA	11,606	15,483	33.40	12,636	26,432	109.18
TEBKAU	24,544	24,187	-1.45	46,973	47,099	0.27
BIJI COKLAT	245,510	372,385	51.68	319,412	462,411	44.77
IKAN DAN LAIN-LAIN	355,177	404,374	2.54	369,426	369,549	0.03
-IKAN TONGKOL/TUNA	31,751	32,558	2.54	93,703	91,606	-2.24
-UBUR-UBUR	2,830	1077	-61.95	4,688	2,005	-57.23
-KEPITING KERANG-KERANGAN	31,210	33,967	8.83	96,469	105,908	9.78
-BEKICOT	1,975	2,107	6.72	2,956	3,664	23.97
-IKAN LAINNYA	287,411	334,665	16.44	171,609	166,366	-3.06
BIJI-BIJIAN	72,151	106,078	-70.07	20,650	26,891	30.23
-BIJI BUNGA	403	121	-70.07	1,442	1769	22.67
-BIJI KAPAS	1098	1047	-4.65	161	152	-5.78
-BIJI LAINNYA	70,650	104,910	48.49	19,046	24,970	31.10
BULU BEBEK	261	225	-13.68	226	214	-5.50
DAMAR DAN GETAH DAMAR	23,842	24,766	3.88	12,018	22,203	84.74
KOPAL DAN LAIN-LAIN	21,894	22,074	0.82	12,712	17,357	36.54
SAYUR-SAYURAN	65,890	142,852	116.80	23,085	29,294	26.90
BUAH-BUAHAN	117,952	136,637	15.84	50,494	68,361	35.39
KULIT KERANG DAN LAIN-LAIN	5,161	4,488	-13.03	2025	2,001	-1.20
TANAMAN OBAT	7,481	4,268	-42.95	5,412	4,645	-14.17

TABEL 2. PERKEMBANGAN EKSOR KOMODITI HASIL PERTANIAN

JENIS BARANG	BERAT BERSIH (TON)		PERUB	NILAI FOB (RIBU US \$)		PERUB
	JAN-SEP 2005	JAN-SEP 2006	%	JAN-SEP 2005	JAN-SEP 2006	%
(1)	(2)	(3)	(4)	(5)	(6)	(7)
BAHAN NABATI LAINNYA	69,541	93,426	46.51	29,369	39,691	35.14
-GANGGANG LAUT	46,482	68,101	46.51	24,042	33,426	39.03
-IJUK DAN SEBANGSANYA	15,867	14,921	-5.96	2,320	2,313	-0.3
-LAINNYA	7,191	10,404	44.67	3,008	3,952	31.39
HASIL PERTANIAN LAINNYA	103,602	139,182	-92.63	68,975	67,239	-2.52
-MUTIARA	13	1	-92.63	8,269	9,877	19.46
-LAINNYA	103,589	139,181	34.36	60,706	57,361	-5.51

TABEL 3. PERKEMBANGAN EKSPOR KOMODITI HASIL INDUSTRI

JENIS BARANG	BERAT BERSIH (TON)		PERUB	NILAI FOB (RIBU US \$)		PERUB
	JAN-SEP 2005	JAN-SEP 2006	%	JAN-SEP 2005	JAN-SEP 2006	%
(1)	(2)	(3)	(4)	(5)	(6)	(7)
TOTAL INDUSTRI	37,139,763	43,090,513	16.02	41,098,213	47,665,295	15.98
KAYU OLAHAN	3,699,155	3,277,066	-11.41	2,386,417	2,402,715	0.68
-KAYU LAPIS	1,750,380	1,464,724	-16.32	1,089,227	1,037,700	-4.73
-KAYU GERGAJIAN	282,329	355,075	25.77	212,077	297,642	40.35
-KAYU OLAHAN LAIN	1,666,446	1,457,267	-12.55	1,085,113	1,067,374	-1.63
BARANG DARI LOGAM TIDAK MULIA	1,744,301	2,438,782	39.81	3,889,857	5,245,974	34.86
-TIMAH	107,032	98,137	-8.31	696,485	716,235	2.84
-ALUMINIUM	209,155	234,300	12.02	460,079	628,323	36.57
-NIKEL	74,971	62,189	-17.05	704,611	715,802	1.59
-BESI/BAJA	1,063,109	1,754,076	64.99	979,829	1,501,614	53.25
-TEMBAGA	234,480	240,993	2.78	894,432	1,546,124	72.86
-SENG	3,115	3,650	17.20	3,975	5,980	50.43
-LOGAM TIDAK MULIA LAIN	52,438	45,437	-13.35	150,445	131,897	-12.33
TEKSTIL	1,343,801	1,427,722	6.25	6,531,024	7,215,593	10.48
-PAKAIAN JADI	281,539	306,634	8.91	3,758,536	4,272,107	13.66
-KAIN TENUN	224,426	218,540	-2.62	1,028,289	1,023,864	-0.43
-TEKSTIL LAINNYA	837,836	902,548	7.72	1,744,199	1,919,623	10.06
KARET ALAM OLAHAN	1,766,113	2,055,673	16.40	2,484,160	4,175,811	68.10
-BARANG DARI KARET	300,589	322,895	7.42	714,948	875,763	22.49
-SHEET	263,348	249,717	-5.18	321,371	475,545	47.97
-CRUMB RUBBER	1,193,856	1,479,509	23.93	1,437,509	2,817,847	96.02
-CREPE	8,319	3,552	-57.30	10,333	6,656	-35.59
MAKANAN TERNAK	1,665,246	1,880,270	12.91	101,617	120,447	18.53
-BUNGKIL KELAPA	241,292	194,173	-19.53	18,699	11,880	-36.47
-DEDAK/BEKATUL	244,968	295,538	20.64	23,264	27,670	18.94
-LAINNYA	1,178,986	1,390,559	17.95	59,654	80,897	35.61
MINYAK ATSIRI DAN LAINNYA	43,388	39,509	-8.94	154,887	157,365	1.60
-MINYAK NILAM	1,944	2,083	7.19	32,057	31,793	-0.82
-MINYAK ATSIRI LAINNYA	934	915	-2.05	14,909	13,101	-12.13
-WANGI-WANGIAN DARI MINYAK ATSIRI	40,511	36,511	-9.87	107,921	112,472	4.22
ROTAN OLAHAN	14,828	18,972	27.95	12,121	17,361	43.23
MINYAK NABATI	8,340,948	9,922,763	18.96	3,313,114	3,970,857	19.85
-MINYAK KELAPA SAWIT	7,005,495	8,325,090	18.84	2,537,049	3,191,848	25.81
-MINYAK BIJI KELAPA SAWIT	732,096	864,610	18.10	425,327	421,712	-0.85
-MINYAK NABATI LAIN	603,356	733,063	21.50	350,738	357,297	1.87
ASAM BERLEMAK	446,891	513,984	15.01	230,116	251,567	9.32
-STEARIN	139,043	134,350	-3.37	67,449	67,542	0.14

TABEL 3. PERKEMBANGAN EKSPOR KOMODITI HASIL INDUSTRI

JENIS BARANG	BERAT BERSIH (TON)		PERUB	NILAI FOB (RIBU US \$)		PERUB
	JAN-SEP 2005	JAN-SEP 2006	%	JAN-SEP 2005	JAN-SEP 2006	%
	(1)	(2)	(3)	(4)	(5)	(6)
-ASAM BERLEMAK LAIN	307,848	379,634	23.32	162,667	184,025	13.13
ALAT LISTRIK UKUR FOGRAFI DLL	505,210	524,097	3.74	5,552,176	5,664,300	2.02
-ALAT LISTRIK	365,187	402,724	10.28	3,219,234	3,376,906	4.90
-DIODE TRANSISTOR	1268	994	-21.59	94,106	94,661	0.59
-AUDIO VISUAL	131,790	113,436	-13.93	2,089,024	1,985,606	-4.95
-FOTOGRAFI DAN OPTIK	2,263	2,373	4.87	94,792	140,200	47.90
-ALAT UKUR	209	307	47.08	7,735	5,958	-22.97
-LONCENG ARLOJI DAN BAGIANNYA	4,492	4,263	-5.10	47,285	60,970	28.94
MAKANAN OLAHAN	1,091,330	1,325,612	21.47	1,313,377	1,444,059	9.95
-COKLAT OLAHAN	69,616	90,304	29.72	153,784	176,532	14.79
-GULA TETES	155,073	385,326	148.48	13,107	36,412	177.81
-KERUPUK UDANG	4,387	4,951	12.85	5,852	6,911	18.10
-BUAH/SAYURAN OLAHAN	333,946	348,847	4.46	195,736	183,098	-6.46
-MINUMAN OLAHAN	45,916	54,230	18.11	22,968	28,768	25.25
-ROKOK DAN TEMBAKAU OLAHAN	44,405	53,877	21.33	190,397	215,164	13.01
-DAGING TERNAK	2,859	3,486	21.93	8,771	13,051	48.81
-DAGING UNGGAS	20	0	-99.90	56	18	-67.20
-IKAN OLAHAN	114,837	113,620	-1.06	358,655	370,810	3.39
-BERAS GILING	42,208	817	-98.06	8,601	438	-94.91
-KOPI OLAHAN	605	154	-74.49	528	293	-44.50
-TEH OLAHAN	42,623	43,168	1.28	55,710	66,864	20.02
-GULA PASIR	711	933	31.26	257	555	116.14
-GULA LAINNYA	4,109	4,940	20.23	2321	2,499	7.66
-MAKANAN OLAHAN LAINNYA	230,016	220,961	-3.94	296,635	342,645	15.51
SEMEN	3,050,955	5,015,602	64.39	83,353	149,185	78.98
BARANG ANYAMAN	20,947	24,159	15.33	47,661	54,893	15.17
-DARI ROTAN	8,955	7,138	-20.29	19,440	17,405	-10.47
-DARI BAHAN LAINNYA	11,992	17,021	41.94	28,220	37,488	32.84
MEUBEL DAN BAGIAN-BAGIANNYA	652,754	640,990	-1.80	1,395,165	1,355,343	-2.85
-DARI ROTAN	93,465	90,560	-3.11	263,271	248,643	-5.56
-DARI BAHAN LAINNYA	559,289	550,430	-1.58	1,131,894	1,106,700	-2.23
BAHAN KIMIA	3,198,986	3,343,538	4.52	1,545,247	1,786,996	15.64
-AN ORGANIK	1,208,562	1,224,893	1.35	292,786	357,667	22.16
-ORGANIK	1,732,583	1,665,588	-3.87	1,151,207	1,229,558	6.81
-LAINNYA	257,841	453,057	75.71	101,254	199,771	97.30
PUPUK	524,773	86,922	-83.44	125,269	17,795	-85.79
PRODUK PHARMASI	6,615	7,461	12.78	75,706	92,529	22.22
KULIT DAN BARANG DARI KULIT	12,652	10,659	-15.75	91,496	130,508	42.64
KACA DAN BARANG DARI KACA	634,388	594,610	-6.27	304,436	300,432	-1.32
KERTAS DAN BARANG DARI KERTAS	2,412,689	2,872,384	19.05	1,754,246	2,150,354	22.58
INDUSTRI LAINNYA	5,963,794	7,069,738	18.54	9,706,769	10,961,211	12.92
-GLISEROL DAN LARUTAN ALKALI	18,659	12,963	-30.53	9,259	3,844	-58.48
-MARGARIN DAN LEMAK LAINNYA	198,678	213,427	7.42	92,325	105,406	14.17
-SABUN MANDI DAN CUCI	348,510	357,742	2.65	248,992	256,223	2.90
-BAHAN CELUP ORGANIK SINTETIK	28,431	32,215	13.31	79,348	103,432	30.35
-PREPARAT PEMBASMI KUMAN DLL	27,329	34,540	26.39	53,429	66,998	25.40
-DAMAR TIRUAN BAHAN PLASTIK	841,539	932,270	10.78	1,163,765	1,304,823	12.12
-BAHAN KERTAS	1,970,650	2,092,316	6.17	714,532	816,839	14.32
-ALAS KAKI (KULIT KARET DAN KANVAS)	78,466	86,136	9.77	1,063,627	1,231,645	15.80
-PRODUK KERAMIK	481,319	464,185	-3.56	207,930	223,991	7.72
-EMAS BATANGAN	12	26	116.51	138,466	426,445	207.98
-PESAWAT UDARA DAN BAGIANNYA	2,592	4,870	87.89	68,101	217,676	219.64
-KAPAL LAUT DAN SEJENISNYA	188,593	204,093	8.22	166,249	278,458	67.49

TABEL 3. PERKEMBANGAN EKSPOR KOMODITI HASIL INDUSTRI

JENIS BARANG	BERAT BERSIH (TON)		PERUB	NILAI FOB (RIBU US \$)		PERUB
	JAN-SEP 2005	JAN-SEP 2006	%	JAN-SEP 2005	JAN-SEP 2006	%
(1)	(2)	(3)	(4)	(5)	(6)	(7)
-PERLENGKAPAN OLAHRAGA DAN MAINAN	23,105	25,438	10.10	156,064	165,955	6.34
-PENA DAN PENSIL	6,788	7,718	13.71	43,971	50,779	15.48
-BATU SEMI PERMATA	1	42	4,263.61	8	467	5,484.25
-KOPER TAS DOMPET PLASTIK/TEKSTIL	7,758	6,561	-15.44	34,669	34,074	-1.72
-BARANG DARI LOGAM MULIA	194	305	57.09	60,466	63,449	4.93
-PETI KEMAS	47,349	20,536	-56.63	50,151	20,954	-58.22
-KOMPUTER DAN BAGIANNYA	80,439	75,756	-5.82	1,319,498	1,270,317	-3.73
-KENDARAAN BERMOTOR RODA 2 DAN 3	2,476	3,162	27.75	21,281	23,626	11.02
-KENDARAAN BERMOTOR RODA 4 DAN LEE	30,497	50,986	67.19	195,916	276,272	41.02
-SUKU CADANG MESIN	77,487	77,112	-0.48	961,754	597,686	-37.85
-SUKU CADANG KENDARAAN	121,591	143,156	17.74	715,696	867,674	21.24
-UBI KAYU OLAHAN	106,536	53,979	-49.33	11,154	6,246	-44.00
-INDUSTRI LAINNYA	1,274,795	2,170,204	70.24	2,130,115	2,547,930	19.61

TABEL 4. PERKEMBANGAN EKSPOR KOMODITI HASIL PERTAMBANGAN

JENIS BARANG	BERAT BERSIH (TON)		PERUB	NILAI FOB (RIBU US \$)		PERUB
	JAN-SEP 2005	JAN-SEP 2006	%	JAN-SEP 2005	JAN-SEP 2006	%
(1)	(2)	(3)	(4)	(5)	(6)	(7)
TOTAL PERTAMBANGAN	112,090,124	152,070,898	35.67	5,492,660	7,381,882	34.4
BIJI TEMBAGA	1,700,470	1,448,017	-14.85	2,178,290	2,781,588	27.70
BIJI NIKEL	2,585,700	2,565,272	-0.79	100,653	109,586	8.88
BAUKSIT	1,645,395	5,042,607	206.47	16,933	40,630	139.94
BIJI TIMAH/TIN	1,200	433	-63.89	350	73	-79.25
BATU BARA	93,979,950	129,694,922	38.00	3,110,803	4,313,448	38.66
GRANIT	5,786,907	5,426,507	-6.23	21,333	18,816	-11.80
PASIR ALAM	2,875,645	2,836,197	-1.37	5,883	20,385	246.54
HASIL TAMBANG LAIN	3,514,856	5,056,942	43.87	58,415	97,356	66.66

TABEL 5. PERKEMBANGAN EKSPOR INDONESIA MENURUT KOMODITI DAN NEGARA TUJUAN

JENIS BARANG	BERAT BERSIH (KG)		PERUB	NILAI FOB (US \$)		PERUB
	JAN-SEP 2005	JAN-SEP 2006	%	JAN-SEP 2005	JAN-SEP 2006	%
(1)	(2)	(3)	(4)	(5)	(6)	(7)
MINYAK MENTAH	15,880,230,923	13,263,873,967	-16.48	5,923,855,655	6,215,738,922	4.93
JAPAN	4,476,743,321	4,479,245,000	0.06	1,689,757,132	2,111,746,032	24.97
HONG KONG	22,246,000	0	-100	7,293,088	0	-100
KOREA, REPUBLIC OF	3,993,253,000	2,283,864,000	-42.81	1,444,029,883	1,024,560,420	-29.05
TAIWAN	185,048,000	905,277,000	389.21	64,416,392	397,189,315	516.6
CHINA	2,787,869,000	1,420,790,000	-49.04	1,031,980,401	647,504,826	-37.26
THAILAND	515,987,000	818,025,000	58.54	193,361,704	395,916,729	104.75
SINGAPORE	837,414,069	546,921,033	-34.69	296,521,403	267,378,179	-9.83
MALAYSIA	165,266,043	465,082,107	181.41	60,252,657	222,051,531	268.53
VIET NAM	0	53,928,000	-	0	29,319,696	-
TURKEY	62,687,000	0	-100	21,043,728	0	-100
AUSTRALIA	2,077,146,000	1,524,606,000	-26.6	837,261,802	764,579,343	-8.68
NEW ZEALAND	189,071,000	104,456,000	-44.75	71,026,826	50,521,347	-28.87
EAST TIMOR	0	761	-	0	90	-
UNITED STATES	567,452,727	661,261,029	16.53	206,910,494	304,970,988	47.39
CANADA	0	18,037	-	0	270	-
UNITED KINGDOM	10,000	0	-100	5	0	-100
NETHERLANDS	37,763	0	-100	140	0	-100
FRANCE	0	400,000	-	0	156	-
HASIL MINYAK	4,516,708,248	4,914,794,276	8.81	1,433,044,107	2,022,764,249	41.15
JAPAN	2,477,951,612	2,595,980,902	4.76	792,401,315	1,001,990,861	26.45
HONG KONG	0	3,590	-	0	4,366	-
KOREA, REPUBLIC OF	364,824,397	378,286,884	3.69	89,459,988	151,620,681	69.48
TAIWAN	112,935,003	16,207,931	-85.65	51,352,005	7,428,604	-85.53
CHINA	244,133,749	391,764,762	60.47	76,844,072	188,500,888	145.3
THAILAND	4,657,408	11,458,217	146.02	2,675,423	11,801,591	341.11
SINGAPORE	858,496,875	1,152,524,654	34.25	305,270,230	527,237,910	72.71
PHILIPPINES	914,076	13,562,149	1383.7	532,437	7,613,002	1329.84
MALAYSIA	102,915,931	68,167,480	-33.76	31,616,329	30,046,955	-4.96
VIET NAM	0	43,214	-	0	48,034	-
INDIA	94,327,797	183,039,167	94.05	9,289,358	57,970,571	524.05
PAKISTAN	0	244,118	-	0	257,284	-
BANGLADESH	20,818	1,500,046	7105.52	47,214	1,266,934	2583.39
SAUDI ARABIA	0	17,999	-	0	26,705	-
QATAR	32,200	0	-100	26,166	0	-100
EGYPT	16,000	0	-100	3,672	0	-100
TOGO	0	108,000	-	0	54,000	-
CONGO	365	0	-100	140	0	-100
NIGERIA	20,000	1,090	-94.55	7,630	11,779	54.38
DJIBOUTI	0	133,280	-	0	120,618	-
SOUTH AFRICA	0	325,960	-	0	164,698	-
AUSTRALIA	59,169,872	27,212	-99.95	13,022,588	26,608	-99.8
NEW ZEALAND	0	171,550	-	0	187,914	-
EAST TIMOR	14,890,004	12,616,566	-15.27	7,426,065	6,018,565	-18.95
UNITED STATES	181,367,243	88,088,004	-51.43	53,061,006	29,846,150	-43.75
CANADA	2,000	0	-100	10	0	-100
GUATEMALA	0	13,600	-	0	11,668	-
UNITED KINGDOM	6,210	2,340	-62.32	2,585	3,020	16.83
FRANCE	0	39,130	-	0	35,468	-
GERMANY, FED. REP. OF	16	25	56.25	66	1,250	1793.94
BELGIUM	20	0	-100	21	0	-100
SWITZERLAND	0	13	-	0	10	-
FINLAND	0	3	-	0	4	-
ITALY	0	114,020	-	0	85,155	-
CZECHOSLOVAKIA	364	0	-100	140	0	-100
BULGARIA	200	0	-100	648	0	-100
UKRAINE	0	16,660	-	0	15,244	-
CZECH REPUBLIC	26,000	0	-100	4,940	0	-100
RUSSIA FEDERATION	88	335,710	381388.64	59	367,712	623140.68
GAS ALAM	18,438,165,213	17,058,496,974	-7.48	6,616,150,881	7,727,831,612	16.8
JAPAN	11,743,752,430	10,680,716,363	-9.05	3,860,191,784	4,277,559,752	10.81
KOREA, REPUBLIC OF	3,862,435,154	3,890,896,382	0.74	1,563,848,522	2,092,413,662	33.8
TAIWAN	1,306,833,489	1,500,000	-99.89	514,462,693	1,792,500	-99.65
CHINA	1,450,944,639	2,411,940,449	66.23	643,448,835	1,316,105,902	104.54
THAILAND	19,800,050	28,054,594	41.69	11,235,010	18,093,793	61.05
SINGAPORE	4,174,250	1,880	-99.95	1,320,856	1,515	-99.89
PHILIPPINES	33,772,800	28,470,001	-15.7	13,647,319	10,556,601	-22.65
MALAYSIA	3,000,000	3,507,500	16.92	2,100,000	4,315,994	105.52
VIET NAM	1,758,000	489	-99.97	672,874	93	-99.99
INDIA	0	1,500,757	-	0	942,716	-
AUSTRALIA	3,198,400	5,925,300	85.26	1,277,668	2,943,164	130.35

TABEL 5. PERKEMBANGAN EKSPOR INDONESIA MENURUT KOMODITI DAN NEGARA TUJUAN

JENIS BARANG	BERAT BERSIH (KG)		PERUB	NILAI FOB (US \$)		PERUB
	JAN-SEP 2005	JAN-SEP 2006	%	JAN-SEP 2005	JAN-SEP 2006	%
(1)	(2)	(3)	(4)	(5)	(6)	(7)
GUAM	0	5,120,100	-	0	2,630,201	-
EAST TIMOR	68,000	863,146	1169.33	27,825	475,519	1608.96
UNITED STATES	20	13	-35	2	200	9900
CURACAO	1,788,681	0	-100	465,057	0	-100
ITALY	6,639,300	0	-100	3,452,436	0	-100
KARET ALAM	3,386,188	5,782,503	70.77	4,717,759	9,369,239	98.6
JAPAN	252,253	280,430	11.17	1,263,247	825,626	-34.64
HONG KONG	3,600	288,529	7914.69	5,850	380,133	6398
KOREA, REPUBLIC OF	68,599	736,132	973.09	41,349	1,576,123	3711.76
TAIWAN	27,325	530	-98.06	25,920	83	-99.68
CHINA	201,600	2,180,808	981.75	235,872	3,199,176	1256.32
THAILAND	1	12	1100	9	256	2744.44
SINGAPORE	488,438	604,221	23.7	312,349	380,097	21.69
PHILIPPINES	56	0	-100	68	0	-100
MALAYSIA	0	360,000	-	0	426,800	-
VIET NAM	0	100,000	-	0	136,960	-
PAKISTAN	0	201,600	-	0	438,891	-
BANGLADESH	13,499	0	-100	15,174	0	-100
U.S. VIRGIN ISLANDS	2	0	-100	14	0	-100
AUSTRALIA	75,940	7,651	-89.92	157,945	19,083	-87.92
NEW ZEALAND	199,780	0	-100	154,940	0	-100
UNITED STATES	1,096,835	196,884	-82.05	1,324,197	374,752	-71.7
BRAZIL	437,938	260,336	-40.55	460,481	443,992	-3.58
NETHERLANDS	269,966	479,685	77.68	423,930	998,953	135.64
FRANCE	0	42,840	-	0	84,142	-
GERMANY, FED. REP. OF	208,854	5	-100	179,213	30	-99.98
AUSTRIA	2	0	-100	66	0	-100
BELGIUM	21,500	0	-100	19,135	0	-100
ITALY	20,000	0	-100	98,000	0	-100
POLAND	0	42,840	-	0	84,142	-
KOPI	328,629,115	324,931,852	-1.13	370,629,886	445,045,018	20.08
JAPAN	38,429,048	52,591,640	36.85	49,897,986	73,001,491	46.3
HONG KONG	621,195	681,591	9.72	759,633	1,061,191	39.7
KOREA, REPUBLIC OF	4,175,588	1,636,600	-60.81	4,115,864	1,784,549	-56.64
TAIWAN	3,539,453	2,724,570	-23.02	5,534,206	5,011,428	-9.45
CHINA	2,107,653	1,322,337	-37.26	2,010,576	1,596,951	-20.57
MACAU	72,000	18,000	-75	92,295	43,200	-53.19
THAILAND	0	710	-	0	525	-
SINGAPORE	10,383,192	11,067,207	6.59	16,521,921	17,408,074	5.36
PHILIPPINES	1,196,346	5,346,700	346.92	1,163,405	6,224,933	435.06
MALAYSIA	5,206,504	5,996,907	15.18	4,481,551	6,321,938	41.07
BRUNEI DARUSSALAM	0	160	-	0	367	-
VIET NAM	0	54,000	-	0	119,250	-
INDIA	13,789,493	7,638,460	-44.61	9,559,305	7,592,617	-20.57
BANGLADESH	105,000	0	-100	84,000	0	-100
IRAN (ISLAMIC REPUBLIC OF)	903,500	1,505,400	66.62	933,522	1,770,298	89.64
SAUDI ARABIA	18,000	57,500	219.44	20,350	105,853	420.16
JORDAN	302,400	325,800	7.74	356,449	308,483	-13.46
LEBANON	57,600	94,200	63.54	44,879	107,512	139.56
OMAN	91,999	0	-100	106,945	0	-100
SYRIA ARAB REPUBLIC	0	57,600	-	0	55,610	-
UNITED ARAB EMIRATES	249,300	744,300	198.56	263,194	1,026,348	289.96
EGYPT	7,678,049	8,443,490	9.97	6,159,273	9,459,852	53.59
LIBYAN ARAB JAMAHIRIYA	36,000	0	-100	24,480	0	-100
MOROCCO	3,654,240	5,468,998	49.66	2,794,393	6,105,217	118.48
ALGERIA	14,003,727	11,774,970	-15.92	10,997,285	12,795,490	16.35
SOUTH AFRICA	2,646,895	4,447,454	68.03	2,459,728	4,699,202	91.05
AUSTRALIA	971,879	1,508,759	55.24	2,302,396	3,060,568	32.93
NEW ZEALAND	140,708	233,400	65.88	483,417	608,220	25.82
MICRONESIA, FEDERATED STATES	0	158	-	0	1,111	-
SOLOMON ISLANDS	0	7,560	-	0	19,215	-
EAST TIMOR	54,000	0	-100	67,230	0	-100
UNITED STATES	65,378,135	73,605,507	12.58	103,741,191	127,663,963	23.06
CANADA	1,200,120	1,791,000	49.24	3,613,362	4,585,094	26.89
MEXICO	0	156,000	-	0	435,087	-
PANAMA	18,000	0	-100	11,070	0	-100
CHILE	75,600	0	-100	61,387	0	-100
COLOMBIA	252,000	0	-100	274,220	0	-100
ECUADOR	6,499,800	3,345,300	-48.53	4,723,571	3,013,527	-36.2
PERU	180,000	0	-100	214,340	0	-100
UNITED KINGDOM	11,591,323	9,967,632	-14.01	10,829,947	11,862,718	9.54

TABEL 5. PERKEMBANGAN EKSPOR INDONESIA MENURUT KOMODITI DAN NEGARA TUJUAN

JENIS BARANG	BERAT BERSIH (KG)		PERUB	NILAI FOB (US \$)		PERUB
	JAN-SEP 2005	JAN-SEP 2006	%	JAN-SEP 2005	JAN-SEP 2006	%
(1)	(2)	(3)	(4)	(5)	(6)	(7)
NETHERLANDS	1,208,100	1,552,812	28.53	2,760,157	3,474,377	25.88
FRANCE	2,918,667	1,554,600	-46.74	2,373,400	1,731,038	-27.07
GERMANY, FED. REP. OF	58,299,002	47,801,242	-18.01	56,843,462	60,541,736	6.51
AUSTRIA	501,440	105,000	-79.06	356,397	94,248	-73.56
BELGIUM	10,038,643	3,536,100	-64.78	10,783,158	5,266,849	-51.16
SWITZERLAND	1,790,218	1,288,920	-28	2,284,030	2,268,322	-0.69
DENMARK	451,300	421,344	-6.64	632,656	678,319	7.22
NORWAY	88,500	36,000	-59.32	211,620	76,797	-63.71
SWEDEN	738,000	692,902	-6.11	717,495	1,266,607	76.53
FINLAND	18,000	0	-100	22,300	0	-100
IRELAND	180,000	234,000	30	567,962	716,356	26.13
ITALY	23,453,660	21,318,050	-9.11	21,537,473	24,979,512	15.98
SPAIN	3,234,120	4,598,300	42.18	3,049,764	4,928,994	61.62
PORTUGAL	1,084,679	1,053,600	-2.87	1,064,908	1,264,664	18.76
ICELAND	18,000	19,200	6.67	44,558	39,168	-12.1
GREECE	1,718,800	1,144,200	-33.43	1,502,273	1,306,272	-13.05
POLAND	5,149,004	5,686,660	10.44	3,933,644	5,400,760	37.3
ROMANIA	7,130,400	7,123,945	-0.09	5,338,344	7,350,348	37.69
BULGARIA	6,217,985	5,094,299	-18.07	5,090,251	5,721,722	12.41
ARMENIA	0	18,600	-	0	20,646	-
UKRAINE	37,800	36,000	-4.76	25,291	93,600	270.09
LATVIA	1,084,198	195,000	-82.01	800,292	176,475	-77.95
ESTONIA	0	1,174,990	-	0	1,088,378	-
GEORGIA	6,370,833	7,058,578	10.8	4,904,261	7,819,442	59.44
SLOVENIA	19,200	0	-100	22,904	0	-100
CZECH REPUBLIC	1,050,000	210,000	-80	813,581	197,873	-75.68
RUSSIA FEDERATION	199,819	363,600	81.96	246,334	692,633	181.18
KAYU BULAT	291,724	60,238	-79.35	219,081	20,454	-90.66
JAPAN	2,016	16,192	703.17	2,393	5,345	123.36
HONG KONG	35	0	-100	2,220	0	-100
KOREA, REPUBLIC OF	2	0	-100	3	0	-100
TAIWAN	53,877	0	-100	24,102	0	-100
CHINA	0	16,500	-	0	841	-
SINGAPORE	14,856	23,127	55.67	48,700	5,687	-88.32
MALAYSIA	134,395	259	-99.81	115,142	422	-99.63
INDIA	84,690	0	-100	213	0	-100
UNITED ARAB EMIRATES	1,151	226	-80.36	20,190	7,436	-63.17
U.S. VIRGIN ISLANDS	17	0	-100	27	0	-100
AUSTRALIA	51	0	-100	576	0	-100
GUAM	272	0	-100	4,086	0	-100
UNITED STATES	28	3,931	13939.29	270	694	157.04
GERMANY, FED. REP. OF	30	1	-96.67	620	1	-99.84
BELGIUM	13	0	-100	137	0	-100
SWITZERLAND	0	2	-	0	28	-
ITALY	290	0	-100	400	0	-100
SPAIN	1	0	-100	2	0	-100
UDANG SEGAR/BEKU	101,171,022	112,122,375	10.82	649,035,006	745,110,842	14.8
JAPAN	34,219,877	37,661,222	10.06	279,178,246	305,781,960	9.53
HONG KONG	3,634,102	4,402,992	21.16	15,035,813	18,374,352	22.2
KOREA, REPUBLIC OF	808,739	609,503	-24.64	2,896,299	3,783,880	30.65
TAIWAN	917,257	779,727	-14.99	2,283,527	1,471,679	-35.55
CHINA	3,111,609	1,885,690	-39.4	12,141,786	8,827,502	-27.3
THAILAND	253,784	1,058,516	317.09	2,334,885	2,113,313	-9.49
SINGAPORE	2,653,021	2,109,519	-20.49	3,887,216	3,792,224	-2.44
PHILIPPINES	70,436	49,739	-29.38	277,285	257,104	-7.28
MALAYSIA	3,235,979	2,688,790	-16.91	2,910,338	4,023,539	38.25
VIET NAM	441,912	360,105	-18.51	2,778,952	3,038,173	9.33
INDIA	98,603	2	-100	140,105	3	-100
SAUDI ARABIA	0	9	-	0	9	-
JORDAN	7,945	4	-99.95	56,801	14	-99.98
UNITED ARAB EMIRATES	262	19,222	7236.64	1,154	56,929	4833.19
CYPRUS	6,622	35,999	443.63	40,205	272,132	576.86
EGYPT	0	27,961	-	0	160,714	-
REUNION	299,981	243,428	-18.85	1,561,881	1,598,286	2.33
SOUTH AFRICA	3,852	0	-100	23,690	0	-100
MAURITIUS	77,568	67,040	-13.57	447,637	405,353	-9.45
AUSTRALIA	1,169,639	1,339,858	14.55	5,622,406	6,272,084	11.56
NEW ZEALAND	53,358	35,788	-32.93	110,219	151,854	37.77
AMERICAN SAMOA	16,344	0	-100	114,200	0	-100
UNITED STATES	30,331,836	37,532,861	23.74	202,687,647	256,789,941	26.69
CANADA	1,307,099	369,209	-71.75	8,510,373	2,284,929	-73.15

TABEL 5. PERKEMBANGAN EKSPOR INDONESIA MENURUT KOMODITI DAN NEGARA TUJUAN

JENIS BARANG	BERAT BERSIH (KG)		PERUB	NILAI FOB (US \$)		PERUB
	JAN-SEP 2005	JAN-SEP 2006	%	JAN-SEP 2005	JAN-SEP 2006	%
(1)	(2)	(3)	(4)	(5)	(6)	(7)
CURACAO	14,696	0	-100	81,898	0	-100
BRAZIL	0	21,730	-	0	133,044	-
TRINIDAD AND TOBAGO	0	1,057	-	0	4,390	-
JAMAICA	15,966	0	-100	77,720	0	-100
PUERTO RICO	89,777	163,680	82.32	478,453	1,088,007	127.4
NETHERLANDS ANTILLES	0	4,045	-	0	41,406	-
UNITED KINGDOM	5,642,666	6,311,685	11.86	34,209,090	42,154,763	23.23
NETHERLANDS	948,861	784,241	-17.35	6,023,616	4,567,482	-24.17
FRANCE	1,163,682	789,306	-32.17	7,353,760	4,095,996	-44.3
GERMANY, FED. REP. OF	1,082,931	1,472,011	35.93	5,404,564	7,849,711	45.24
AUSTRIA	5	99	1880	10	1,000	9900
BELGIUM	7,072,728	8,738,358	23.55	40,331,676	53,288,988	32.13
SWITZERLAND	51,122	105,694	106.75	245,517	748,348	204.8
DENMARK	212,495	241,051	13.44	1,098,928	1,287,176	17.13
SWEDEN	109,848	92,146	-16.11	384,073	714,773	86.1
IRELAND	21,485	0	-100	136,592	0	-100
ITALY	1,168,804	1,434,524	22.73	6,124,816	5,734,175	-6.38
SPAIN	665,531	412,926	-37.96	3,067,958	2,138,432	-30.3
PORTUGAL	82,758	83,932	1.42	283,536	578,811	104.14
GREECE	0	18,033	-	0	143,239	-
BULGARIA	28,812	0	-100	184,421	0	-100
LATVIA	15,810	56,596	257.98	111,051	269,644	142.81
ESTONIA	0	7,030	-	0	65,740	-
GEORGIA	0	51,540	-	0	325,884	-
MALTA	0	6,901	-	0	31,747	-
RUSSIA FEDERATION	63,220	48,606	-23.12	396,662	392,112	-1.15
TEH	35,595,939	33,178,566	-6.79	37,348,959	38,893,236	4.13
JAPAN	8,235	94,726	1050.29	31,256	388,937	1144.36
HONG KONG	4,947	3,505	-29.15	5,315	10,904	105.16
KOREA, REPUBLIC OF	2,688	1,285	-52.19	1,467	6,710	357.4
TAIWAN	242,255	316,792	30.77	301,054	362,359	20.36
CHINA	24,670	224,935	811.78	16,666	184,625	1007.79
SINGAPORE	224,803	243,248	8.2	264,906	316,938	19.64
PHILIPPINES	0	168	-	0	982	-
MALAYSIA	3,997,561	4,240,738	6.08	3,468,506	4,176,880	20.42
MALDIVES	0	99	-	0	61	-
INDIA	578,948	569,560	-1.62	579,312	538,248	-7.09
PAKISTAN	3,727,573	4,052,400	8.71	4,663,532	5,899,662	26.51
SRI LANKA	219,370	252,796	15.24	225,563	297,529	31.91
AFGHANISTAN	473,849	396,738	-16.27	465,719	404,137	-13.22
IRAN (ISLAMIC REPUBLIC OF)	465,791	180,229	-61.31	462,364	234,166	-49.35
SAUDI ARABIA	156,623	83,941	-46.41	386,051	147,425	-61.81
JORDAN	10,000	34,600	246	12,356	43,578	252.69
TURKEY	112,400	0	-100	131,167	0	-100
UNITED ARAB EMIRATES	1,376,738	1,457,493	5.87	1,379,321	1,237,066	-10.31
EGYPT	26,400	64,000	142.42	26,171	76,800	193.45
SOMALIA	170,700	0	-100	83,897	0	-100
KENYA	317,070	137,026	-56.78	153,780	66,262	-56.91
NIGERIA	24,200	48,400	100	28,072	73,065	160.28
DJIBOUTI	0	85,200	-	0	50,694	-
SOUTH AFRICA	10,000	10,000	0	8,600	9,701	12.8
AUSTRALIA	120,406	303,975	152.46	118,982	653,043	448.86
NEW ZEALAND	431,647	468,818	8.61	435,176	453,758	4.27
NORTHERN MARIANA ISLANDS	0	19	-	0	12	-
FIJI	10,340	11,000	6.38	10,867	14,520	33.62
SAMOA	7,714	4,199	-45.57	9,900	3,664	-62.99
EAST TIMOR	4	105	2525	9	16	77.78
UNITED STATES	1,993,346	1,943,310	-2.51	2,815,339	2,474,612	-12.1
CANADA	194,300	155,537	-19.95	204,024	141,745	-30.53
GUATEMALA	0	21,200	-	0	19,907	-
CHILE	77,200	21,999	-71.5	88,008	29,172	-66.85
UNITED KINGDOM	4,595,596	4,112,339	-10.52	4,912,861	5,481,367	11.57
NETHERLANDS	2,094,984	1,784,876	-14.8	2,000,958	2,098,752	4.89
GERMANY, FED. REP. OF	3,723,105	4,410,128	18.45	3,557,696	4,518,361	27
BELGIUM	20,015	0	-100	13,688	0	-100
SWITZERLAND	42,400	23,016	-45.72	42,039	55,193	31.29
SWEDEN	0	17	-	0	52	-
FINLAND	50	0	-100	4,150	0	-100
IRELAND	24,240	74,400	206.93	26,174	96,968	270.47
ITALY	11,107	37,000	233.12	10,256	57,850	464.06
SPAIN	0	7,000	-	0	10,290	-
HUNGARY	10,600	0	-100	10,017	0	-100

TABEL 5. PERKEMBANGAN EKSPOR INDONESIA MENURUT KOMODITI DAN NEGARA TUJUAN

JENIS BARANG	BERAT BERSIH (KG)		PERUB	NILAI FOB (US \$)		PERUB
	JAN-SEP 2005	JAN-SEP 2006	%	JAN-SEP 2005	JAN-SEP 2006	%
(1)	(2)	(3)	(4)	(5)	(6)	(7)
POLAND	1,521,716	744,644	-51.07	1,191,554	766,720	-35.65
KAZAKHSTAN	92,355	25,025	-72.9	112,046	32,038	-71.41
UKRAINE	707,979	676,308	-4.47	745,164	741,076	-0.55
LATVIA	11,312	61,837	446.65	37,332	95,094	154.73
SLOVENIA	75	0	-100	307	0	-100
RUSSIA FEDERATION	7,730,627	5,793,935	-25.05	8,307,337	6,622,297	-20.28
-LADA HITAM	10,856,215	15,629,952	43.97	14,713,173	23,353,474	58.72
JAPAN	247,208	142,738	-42.26	502,838	297,425	-40.85
HONG KONG	14,945	34,156	128.54	20,952	51,047	143.64
KOREA, REPUBLIC OF	15,000	0	-100	20,775	0	-100
TAIWAN	68,526	153,600	124.15	75,421	230,280	205.33
SINGAPORE	416,382	1,424,357	242.08	541,046	2,139,423	295.42
PHILIPPINES	0	1,133	-	0	1,763	-
MALAYSIA	24,840	101,449	308.41	22,940	143,968	527.59
NEPAL	28,000	0	-100	25,050	0	-100
VIET NAM	9,199	305,000	3215.58	30,230	509,650	1585.91
INDIA	678,914	1,322,003	94.72	807,541	1,725,471	113.67
PAKISTAN	0	9,571	-	0	10,589	-
SUDAN	1,916	0	-100	3,450	0	-100
NIGER	0	60,000	-	0	74,000	-
SOUTH AFRICA	0	15,000	-	0	28,390	-
AUSTRALIA	472,780	225,000	-52.41	690,560	429,290	-37.83
UNITED STATES	7,860,013	10,563,828	34.4	10,612,914	15,603,331	47.02
CANADA	41,000	75,109	83.19	68,851	98,185	42.61
DOMINICA	1,299	4,113	216.63	2,092	6,651	217.93
UNITED KINGDOM	0	976	-	0	2,391	-
NETHERLANDS	187,000	433,078	131.59	262,605	768,888	192.79
FRANCE	49,898	75,070	50.45	63,862	126,811	98.57
GERMANY, FED. REP. OF	165,295	115,000	-30.43	246,925	187,000	-24.27
FINLAND	15,000	0	-100	27,160	0	-100
ITALY	15,000	30,000	100	21,400	80,610	276.68
POLAND	0	30,000	-	0	94,550	-
ROMANIA	0	8,000	-	0	1,000	-
BULGARIA	0	28,771	-	0	28,120	-
UKRAINE	0	185,000	-	0	215,780	-
RUSSIA FEDERATION	544,000	287,000	-47.24	666,561	498,861	-25.16
-LADA PUTIH	11,981,763	11,316,530	-5.55	26,067,590	27,589,076	5.84
JAPAN	625,000	945,000	51.2	1,358,672	1,691,282	24.48
HONG KONG	35,401	48,500	37	77,188	113,588	47.16
TAIWAN	133,696	173,152	29.51	235,556	418,447	77.64
CHINA	15,000	72,000	380	48,450	68,544	41.47
SINGAPORE	7,238,199	5,734,203	-20.78	16,548,893	14,745,380	-10.9
PHILIPPINES	0	1	-	0	1	-
MALAYSIA	27,150	148,294	446.2	46,106	273,996	494.27
VIET NAM	6,832	0	-100	5,700	0	-100
INDIA	239,630	235,600	-1.68	502,998	570,071	13.33
PAKISTAN	14,000	0	-100	12,400	0	-100
SAUDI ARABIA	1,607	0	-100	1,500	0	-100
EGYPT	38,400	0	-100	34,944	0	-100
SOUTH AFRICA	144,000	0	-100	89,280	0	-100
AUSTRALIA	62,796	91,623	45.91	152,050	303,940	99.89
EAST TIMOR	10	0	-100	3	0	-100
UNITED STATES	698,042	1,393,612	99.65	1,394,442	3,404,334	144.14
CANADA	0	95	-	0	295	-
UNITED KINGDOM	155,000	120,000	-22.58	344,095	263,550	-23.41
NETHERLANDS	1,190,000	682,000	-42.69	2,634,195	1,563,711	-40.64
FRANCE	17,000	51,000	200	46,850	168,363	259.37
GERMANY, FED. REP. OF	865,000	1,493,000	72.6	1,716,588	3,721,706	116.81
BELGIUM	233,000	75,000	-67.81	486,028	158,175	-67.46
SWEDEN	47,000	0	-100	90,450	0	-100
ITALY	132,000	46,000	-65.15	97,152	114,652	18.01
GREECE	48,000	0	-100	112,200	0	-100
BULGARIA	15,000	7,450	-50.33	31,850	9,041	-71.61
-KAYU MANIS DAN BUNGANYA	27,372,279	26,624,387	-2.73	14,827,475	16,318,032	10.05
JAPAN	0	19,110	-	0	26,352	-
KOREA, REPUBLIC OF	103,264	44,580	-56.83	56,894	42,806	-24.76
TAIWAN	16,738	19,781	18.18	11,883	18,759	57.86
CHINA	39,000	72,028	84.69	27,000	54,735	102.72
THAILAND	1,047,716	1,078,418	2.93	574,223	677,004	17.9
SINGAPORE	862,329	1,001,030	16.08	551,950	601,476	8.97

TABEL 5. PERKEMBANGAN EKSPOR INDONESIA MENURUT KOMODITI DAN NEGARA TUJUAN

JENIS BARANG	BERAT BERSIH (KG)		PERUB	NILAI FOB (US \$)		PERUB
	JAN-SEP 2005	JAN-SEP 2006	%	JAN-SEP 2005	JAN-SEP 2006	%
(1)	(2)	(3)	(4)	(5)	(6)	(7)
PHILIPPINES	0	192	-	0	298	-
MALAYSIA	771,252	720,671	-6.56	424,846	427,443	0.61
VIET NAM	0	1,316	-	0	653	-
MALDIVES	650	301	-53.69	941	464	-50.69
INDIA	583,428	909,863	55.95	362,253	713,880	97.07
PAKISTAN	140,000	0	-100	60,900	0	-100
SAUDI ARABIA	10,000	8,491	-15.09	2,550	3,010	18.04
JORDAN	72,999	0	-100	12,800	0	-100
LEBANON	8,000	8,000	0	2,500	5,120	104.8
SYRIA ARAB REPUBLIC	51,000	53,914	5.71	26,945	29,052	7.82
TURKEY	142,624	379,408	166.02	61,932	155,895	151.72
UNITED ARAB EMIRATES	485,224	382,576	-21.15	235,805	177,902	-24.56
CYPRUS	1,000	0	-100	443	0	-100
EGYPT	83,254	11	-99.99	56,160	5,500	-90.21
LIBYAN ARAB JAMAHIRIYA	20,000	0	-100	14,300	0	-100
MOROCCO	97,000	288,100	197.01	39,620	152,297	284.39
TUNISIA	11,000	18,000	63.64	5,750	5,000	-13.04
ALGERIA	439,197	168,670	-61.6	252,794	109,933	-56.51
SUDAN	1,112	0	-100	2,004	0	-100
SOUTH AFRICA	80,019	20,000	-75.01	53,642	13,275	-75.25
MAURITIUS	14,750	30,799	108.81	7,218	13,666	89.33
AUSTRALIA	84,823	61,480	-27.52	69,884	61,280	-12.31
EAST TIMOR	13,000	0	-100	11,050	0	-100
UNITED STATES	11,180,916	12,223,686	9.33	6,066,643	7,975,670	31.47
CANADA	878,631	520,602	-40.75	436,830	287,331	-34.22
MEXICO	79,000	148,999	88.61	35,125	78,780	124.28
PANAMA	0	11,000	-	0	8,019	-
SURINAME	0	7,340	-	0	2,630	-
VENEZUELA	318,593	393,998	23.67	149,382	204,799	37.1
BRAZIL	1,458,085	1,087,010	-25.45	695,065	515,153	-25.88
URUGUAY	7,999	0	-100	2,400	0	-100
DOMINICAN REPUBLIC	594,249	845,100	42.21	258,807	348,766	34.76
COSTA RICA	20,000	20,000	0	10,300	13,000	26.21
DOMINICA	51,215	51,721	0.99	24,696	11,213	-54.6
UNITED KINGDOM	68,000	66,000	-2.94	32,657	52,767	61.58
NETHERLANDS	4,496,459	2,782,713	-38.11	2,376,173	1,481,751	-37.64
FRANCE	382,998	452,995	18.28	251,683	291,290	15.74
GERMANY, FED. REP. OF	1,186,734	951,156	-19.85	730,472	708,103	-3.06
BELGIUM	205,075	406,813	98.37	118,978	242,868	104.13
DENMARK	38,020	48,010	26.28	16,173	25,934	60.35
NORWAY	9,000	27,000	200	5,220	14,870	184.87
SWEDEN	165,346	126,800	-23.31	77,325	58,119	-24.84
FINLAND	0	40,001	-	0	21,058	-
ITALY	123,632	74,768	-39.52	93,872	70,151	-25.27
SPAIN	124,493	163,910	31.66	63,020	87,904	39.49
PORTUGAL	182,998	213,997	16.94	130,955	131,690	0.56
GREECE	327,396	368,735	12.63	174,958	243,441	39.14
POLAND	73,000	183,000	150.68	33,580	86,820	158.55
ROMANIA	61,000	29,000	-52.46	24,325	16,835	-30.79
BULGARIA	0	2,294	-	0	1,950	-
UKRAINE	12,000	0	-100	4,799	0	-100
RUSSIA FEDERATION	148,061	91,000	-38.54	87,750	41,320	-52.91
-BIJI PALA & BUNGANYA DAN KAPI	12,867,192	16,269,800	26.44	35,542,945	41,789,810	17.58
JAPAN	391,327	471,714	20.54	2,581,176	3,172,322	22.9
HONG KONG	441,032	141,758	-67.86	1,212,527	330,725	-72.72
KOREA, REPUBLIC OF	59,987	54,414	-9.29	108,793	100,631	-7.5
TAIWAN	738	46,404	6187.8	708	17,714	2401.98
CHINA	258,325	172,750	-33.13	137,104	95,014	-30.7
THAILAND	88,835	96,640	8.79	251,589	321,450	27.77
SINGAPORE	1,796,251	1,175,733	-34.55	7,707,292	4,808,061	-37.62
PHILIPPINES	12,000	8,340	-30.5	37,120	13,022	-64.92
MALAYSIA	563,038	772,573	37.22	1,375,748	1,500,879	9.1
MYANMAR (FORM. BURMA)	0	4,684	-	0	6,345	-
VIET NAM	3,466,113	6,268,959	80.86	4,616,572	8,115,130	75.78
INDIA	902,652	1,620,240	79.5	1,390,289	4,729,416	240.18
PAKISTAN	187,312	446,946	138.61	629,726	974,693	54.78
BANGLADESH	101,602	46,879	-53.86	332,947	208,611	-37.34
SRI LANKA	12,000	0	-100	38,150	0	-100
SAUDI ARABIA	53,481	41,922	-21.61	52,136	17,746	-65.96
YEMEN	0	5,815	-	0	5,250	-
UNITED ARAB EMIRATES	15,603	31,244	100.24	62,096	31,356	-49.5
EGYPT	17,828	0	-100	51,100	0	-100

TABEL 5. PERKEMBANGAN EKSPOR INDONESIA MENURUT KOMODITI DAN NEGARA TUJUAN

JENIS BARANG	BERAT BERSIH (KG)		PERUB	NILAI FOB (US \$)		PERUB
	JAN-SEP 2005	JAN-SEP 2006	%	JAN-SEP 2005	JAN-SEP 2006	%
	(1)	(2)	(3)	(4)	(5)	(6)
MOROCCO	54,380	22,575	-58.49	180,824	72,074	-60.14
SUDAN	5,998	0	-100	10,800	0	-100
GHANA	0	15,000	-	0	56,150	-
NIGERIA	38,000	46,660	22.79	76,620	72,050	-5.96
BENIN	8,422	46,000	446.19	6,500	24,178	271.97
SOUTH AFRICA	14,999	86,045	473.67	87,200	339,420	289.24
AUSTRALIA	30,710	134,485	337.92	164,989	72,274	-56.19
NEW ZEALAND	0	134	-	0	144	-
UNITED STATES	435,188	980,078	125.21	1,610,388	3,418,232	112.26
CANADA	0	19,472	-	0	58,368	-
CHILE	5,625	28,999	415.54	3,500	130,600	3631.43
ARGENTINA	33,500	101,000	201.49	105,750	272,519	157.7
BRAZIL	488,843	70,297	-85.62	1,495,374	225,890	-84.89
PERU	16,000	0	-100	2,500	0	-100
DOMINICA	11,985	22,124	84.6	19,287	35,858	85.92
UNITED KINGDOM	0	7,695	-	0	18,844	-
NETHERLANDS	1,906,323	1,789,361	-6.14	5,853,774	6,940,757	18.57
FRANCE	125,160	238,496	90.55	375,137	814,039	117
GERMANY, FED. REP. OF	413,283	494,698	19.7	1,789,852	2,108,235	17.79
BELGIUM	372,737	302,239	-18.91	1,593,342	1,189,722	-25.33
SWEDEN	0	2	-	0	5	-
ITALY	287,416	195,150	-32.1	845,872	831,254	-1.73
SPAIN	26,000	84,999	226.92	59,250	182,135	207.4
PORTUGAL	0	28,799	-	0	82,333	-
POLAND	17,000	14,998	-11.78	49,110	48,800	-0.63
BULGARIA	0	37,580	-	0	62,569	-
UKRAINE	14,000	0	-100	39,750	0	-100
RUSSIA FEDERATION	193,499	95,899	-50.44	588,053	284,995	-51.54
-PANILI	108,219	89,786	-17.03	2,364,839	1,736,474	-26.57
JAPAN	60	104	73.33	2,960	2,789	-5.78
HONG KONG	50	470	840	4,500	14,397	219.93
TAIWAN	95	0	-100	7,999	0	-100
CHINA	0	750	-	0	23,350	-
SINGAPORE	82	444	441.46	6,640	8,240	24.1
MALAYSIA	22,469	6,897	-69.3	31,888	27,196	-14.71
TURKEY	200	0	-100	13,800	0	-100
AUSTRALIA	200	932	366	10,575	14,300	35.22
NEW ZEALAND	0	215	-	0	4,252	-
EAST TIMOR	112	0	-100	1,400	0	-100
UNITED STATES	74,782	64,250	-14.08	2,033,082	1,271,145	-37.48
CANADA	3,454	6,548	89.58	23,380	43,867	87.63
BRAZIL	0	100	-	0	2,381	-
DOMINICA	300	570	90	22,050	20,660	-6.3
UNITED KINGDOM	569	2,372	316.87	31,843	107,964	239.05
NETHERLANDS	4,000	0	-100	94,160	0	-100
FRANCE	0	300	-	0	2,100	-
GERMANY, FED. REP. OF	1,750	5,788	230.74	77,940	192,123	146.5
SWITZERLAND	50	46	-8	2,500	1,710	-31.6
SPAIN	46	0	-100	122	0	-100
-LAINNYA	11,606,477	15,482,911	33.4	12,635,703	26,431,964	109.18
JAPAN	420,841	373,051	-11.36	934,744	837,681	-10.38
HONG KONG	1,023,802	138,068	-86.51	505,716	293,245	-42.01
KOREA, REPUBLIC OF	253,678	307,619	21.26	339,230	289,625	-14.62
TAIWAN	122,238	95,332	-22.01	138,484	41,669	-69.91
CHINA	82,879	547,234	560.28	68,486	671,900	881.08
THAILAND	51,055	20,636	-59.58	383,381	66,593	-82.63
SINGAPORE	1,676,044	3,901,555	132.78	2,721,017	6,545,623	140.56
PHILIPPINES	0	34	-	0	164	-
MALAYSIA	1,600,283	1,684,982	5.29	453,967	1,005,208	121.43
BRUNEI DARUSSALAM	6,915	633	-90.85	17,046	6,593	-61.32
NEPAL	0	143,790	-	0	277,240	-
VIET NAM	1,236,619	1,206,286	-2.45	1,084,750	925,748	-14.66
INDIA	1,457,431	4,012,371	175.3	1,726,975	9,731,923	463.52
PAKISTAN	1,154,022	407,631	-64.68	241,041	518,884	115.27
BANGLADESH	662,654	249,600	-62.33	431,105	365,190	-15.29
SRI LANKA	38,000	0	-100	17,160	0	-100
AFGHANISTAN	13,800	0	-100	770	0	-100
SAUDI ARABIA	536,890	652,189	21.48	1,523,651	1,944,480	27.62
KUWAIT	26	28	7.69	24	18	-25
JORDAN	30,000	0	-100	3,400	0	-100
LEBANON	0	18,000	-	0	3,906	-

TABEL 5. PERKEMBANGAN EKSPOR INDONESIA MENURUT KOMODITI DAN NEGARA TUJUAN

JENIS BARANG	BERAT BERSIH (KG)		PERUB	NILAI FOB (US \$)		PERUB
	JAN-SEP 2005	JAN-SEP 2006	%	JAN-SEP 2005	JAN-SEP 2006	%
(1)	(2)	(3)	(4)	(5)	(6)	(7)
YEMEN	6,161	43,295	602.73	17,650	94,602	435.99
SYRIA ARAB REPUBLIC	140,999	105,036	-25.51	74,794	21,795	-70.86
TURKEY	17,876	24,664	37.97	35,258	63,004	78.69
UNITED ARAB EMIRATES	291,192	405,730	39.33	407,069	564,159	38.59
QATAR	11,250	0	-100	7,174	0	-100
EGYPT	19,102	288,662	1411.16	17,441	200,745	1050.99
SUDAN	14,733	0	-100	26,531	0	-100
BENIN	0	36,000	-	0	20,412	-
SOUTH AFRICA	0	36,525	-	0	62,802	-
AUSTRALIA	38,365	66,947	74.5	145,528	187,919	29.13
NEW ZEALAND	3,200	5,593	74.78	16,866	27,063	60.46
EAST TIMOR	1,058	417	-60.59	287	225	-21.6
UNITED STATES	337,542	232,659	-31.07	752,583	695,802	-7.54
CANADA	22,158	25,687	15.93	5,694	41,943	636.62
MEXICO	16,000	18,345	14.66	8,025	5,488	-31.61
PANAMA	0	1,337	-	0	7,636	-
CHILE	3,375	1,000	-70.37	2,100	11,900	466.67
BRAZIL	7,320	9,035	23.43	28,914	42,806	48.05
UNITED KINGDOM	19,761	37,974	92.17	47,255	179,925	280.75
NETHERLANDS	182,985	287,571	57.16	204,929	575,994	181.07
FRANCE	32,398	16,791	-48.17	181,023	23,602	-86.96
GERMANY, FED. REP. OF	34,767	8,800	-74.69	17,761	8,220	-53.72
BELGIUM	1,000	41,889	4088.9	4,000	31,365	684.13
SWITZERLAND	150	0	-100	1,800	0	-100
SWEDEN	0	4	-	0	13	-
ITALY	2,268	2,052	-9.52	6,214	3,139	-49.49
SPAIN	0	8,000	-	0	3,165	-
PORTUGAL	0	1,329	-	0	4,319	-
POLAND	14,640	200	-98.63	6,910	4,776	-30.88
BULGARIA	0	2,380	-	0	2,890	-
UKRAINE	11,000	15,950	45	13,200	20,565	55.8
RUSSIA FEDERATION	10,000	0	-100	15,750	0	-100
TEBAKAU	24,543,721	24,187,272	-1.45	46,973,330	47,099,166	0.27
JAPAN	59,900	54,080	-9.72	164,944	106,450	-35.46
HONG KONG	0	38,400	-	0	158,096	-
KOREA, REPUBLIC OF	0	141	-	0	13,730	-
CHINA	0	69,821	-	0	372,405	-
SINGAPORE	583,932	288,758	-50.55	296,703	177,876	-40.05
PHILIPPINES	2,764,839	728,571	-73.65	4,398,677	533,655	-87.87
MALAYSIA	481,484	374,500	-22.22	883,686	464,242	-47.47
VIET NAM	199,031	174,321	-12.42	353,247	102,209	-71.07
PAKISTAN	723	0	-100	1,077	0	-100
SRI LANKA	509,246	211,941	-58.38	6,169,936	2,935,043	-52.43
UNITED ARAB EMIRATES	870,566	79,200	-90.9	1,069,118	86,180	-91.94
EGYPT	541,434	1,190,321	119.85	366,618	1,031,052	181.23
ALGERIA	300,000	300,000	0	317,500	285,000	-10.24
COTE D'IVOIRE	0	9,000	-	0	6,363	-
SOUTH AFRICA	60,000	100,000	66.67	27,000	62,000	129.63
AUSTRALIA	108,763	118,800	9.23	225,800	154,440	-31.6
UNITED STATES	3,392,529	4,169,659	22.91	3,735,340	4,459,316	19.38
CANADA	19,200	0	-100	4,416	0	-100
HONDURAS	97,623	55,926	-42.71	186,638	167,771	-10.11
NICARAGUA	88,759	162,113	82.64	306,324	462,359	50.94
ARGENTINA	0	2,160	-	0	2,484	-
BRAZIL	0	203	-	0	670	-
URUGUAY	299,999	0	-100	162,000	0	-100
PARAGUAY	588,280	200,000	-66	260,498	136,000	-47.79
PUERTO RICO	234,264	701,990	199.66	292,726	760,488	159.8
DOMINICAN REPUBLIC	228,681	234,851	2.7	1,604,646	1,819,512	13.39
UNITED KINGDOM	348,062	430,380	23.65	480,028	644,599	34.28
NETHERLANDS	1,282,899	1,366,951	6.55	2,214,900	2,147,071	-3.06
FRANCE	1,118,437	1,491,657	33.37	927,462	1,258,075	35.65
GERMANY, FED. REP. OF	871,673	1,072,040	22.99	8,392,735	9,205,362	9.68
BELGIUM	2,500,194	3,765,437	50.61	6,119,493	7,735,372	26.41
SWITZERLAND	23,099	108,396	369.27	89,004	376,375	322.87
DENMARK	67,274	144,869	115.34	336,203	531,543	58.1
NORWAY	192,493	57,661	-70.05	325,501	107,827	-66.87
IRELAND	79,199	158,400	100	182,160	287,100	57.61
SPAIN	638,562	561,038	-12.14	4,238,392	7,549,504	78.12
PORTUGAL	0	500	-	0	3,313	-
GREECE	0	440	-	0	110	-
POLAND	20,000	39,837	99.19	4,000	36,077	801.93

TABEL 5. PERKEMBANGAN EKSPOR INDONESIA MENURUT KOMODITI DAN NEGARA TUJUAN

JENIS BARANG	BERAT BERSIH (KG)		PERUB	NILAI FOB (US \$)		PERUB
	JAN-SEP 2005	JAN-SEP 2006	%	JAN-SEP 2005	JAN-SEP 2006	%
(1)	(2)	(3)	(4)	(5)	(6)	(7)
BELARUS	260,000	0	-100	84,000	0	-100
KAZAKHSTAN	75,240	79,200	5.26	55,202	177,804	222.1
UKRAINE	648,139	673,196	3.87	262,095	268,416	2.41
LITHUANIA	366,319	0	-100	289,504	0	-100
LATVIA	0	80,000	-	0	80,000	-
MALTA	0	10,000	-	0	11,000	-
RUSSIA FEDERATION	4,622,878	4,882,514	5.62	2,145,757	2,382,277	11.02
BIJI COKLAT	245,510,072	372,385,339	51.68	319,411,500	462,410,729	44.77
JAPAN	246,408	210,063	-14.75	393,612	390,364	-0.83
HONG KONG	800,000	0	-100	963,954	0	-100
CHINA	8,808,811	13,299,933	50.98	12,147,473	16,881,642	38.97
THAILAND	7,302,271	5,321,466	-27.13	10,758,046	6,572,554	-38.91
SINGAPORE	21,548,417	30,866,605	43.24	29,292,275	40,864,948	39.51
MALAYSIA	118,110,313	145,478,134	23.17	147,779,363	174,947,269	18.38
BHUTAN	50,000	0	-100	74,865	0	-100
INDIA	0	140,000	-	0	179,980	-
PAKISTAN	365,985	56,928	-84.45	107,587	7,768	-92.78
SRI LANKA	0	195,000	-	0	293,175	-
BAHRAIN	0	8	-	0	400	-
MOROCCO	18,000	0	-100	23,940	0	-100
MAURITIUS	0	200,000	-	0	262,277	-
AUSTRALIA	0	100	-	0	699	-
UNITED STATES	51,283,973	113,086,672	120.51	67,978,481	138,513,599	103.76
CANADA	4,500,000	11,250,000	150	5,872,209	14,570,759	148.13
MEXICO	2,275,063	0	-100	3,081,510	0	-100
BRAZIL	19,600,000	36,999,339	88.77	25,381,366	48,111,987	89.56
COLOMBIA	0	2,499,540	-	0	3,239,388	-
NETHERLANDS ANTILLES	0	100,000	-	0	136,000	-
UNITED KINGDOM	8,700,000	0	-100	12,292,157	0	-100
NETHERLANDS	637,500	1,887,416	196.07	1,066,904	2,553,438	139.33
FRANCE	12,614	0	-100	26,389	0	-100
GERMANY, FED. REP. OF	714,717	8,248,849	1054.14	1,529,969	10,850,150	609.17
BELGIUM	0	2,362,358	-	0	3,828,567	-
SWEDEN	0	28	-	0	86	-
SPAIN	36,000	0	-100	41,400	0	-100
POLAND	0	150,000	-	0	190,700	-
UKRAINE	0	32,700	-	0	13,080	-
CZECH REPUBLIC	0	200	-	0	1,899	-
RUSSIA FEDERATION	500,000	0	-100	600,000	0	-100
-IKAN TONGKOL/TUNA	31,750,754	32,557,573	2.54	93,703,415	91,606,271	-2.24
JAPAN	17,174,724	16,814,750	-2.1	62,229,610	57,725,031	-7.24
HONG KONG	495,974	896,045	80.66	582,556	1,545,920	165.37
KOREA, DEMOCRATIC PEOPLE'S RI	0	1,067	-	0	5,335	-
KOREA, REPUBLIC OF	1,480,583	347,569	-76.52	1,820,544	394,453	-78.33
TAIWAN	961,247	479,402	-50.13	780,370	473,206	-39.36
CHINA	1,022,115	681,280	-33.35	685,719	655,445	-4.41
THAILAND	820,586	2,646,169	222.47	1,163,520	2,363,497	103.13
SINGAPORE	3,125,946	2,489,923	-20.35	8,202,973	6,513,245	-20.6
PHILIPPINES	544,571	608,480	11.74	260,083	309,841	19.13
MALAYSIA	275,112	202,688	-26.33	395,167	142,863	-63.85
VIET NAM	65,226	720,492	1004.61	114,497	1,053,970	820.52
INDIA	0	25,452	-	0	19,357	-
PAKISTAN	0	78,000	-	0	62,400	-
SRI LANKA	20,820	51,540	147.55	11,874	47,520	300.2
JORDAN	0	2,704	-	0	14,096	-
LEBANON	7,039	49,159	598.38	28,108	46,849	66.67
UNITED ARAB EMIRATES	1,615	47,602	2847.49	4,326	48,547	1022.21
EGYPT	0	18,419	-	0	47,492	-
REUNION	24,000	12,000	-50	111,600	55,800	-50
SOUTH AFRICA	93,368	0	-100	99,850	0	-100
MAURITIUS	56,897	40,269	-29.22	112,450	74,906	-33.39
AUSTRALIA	161,469	171,216	6.04	906,436	786,766	-13.2
FIJI	28,000	0	-100	25,480	0	-100
UNITED STATES	2,768,276	3,187,076	15.13	8,799,615	11,245,758	27.8
CANADA	49,280	2,568	-94.79	115,683	16,002	-86.17
MEXICO	61,301	255,924	317.49	127,421	613,220	381.26
PANAMA	0	270,000	-	0	228,380	-
TRINIDAD AND TOBAGO	0	270,000	-	0	239,720	-
PUERTO RICO	19,974	20,244	1.35	69,595	90,071	29.42
UNITED KINGDOM	338,044	402,538	19.08	431,433	418,480	-3
NETHERLANDS	1,340,443	1,116,467	-16.71	4,483,779	4,468,462	-0.34

TABEL 5. PERKEMBANGAN EKSPOR INDONESIA MENURUT KOMODITI DAN NEGARA TUJUAN

JENIS BARANG	BERAT BERSIH (KG)		PERUB	NILAI FOB (US \$)		PERUB
	JAN-SEP 2005	JAN-SEP 2006	%	JAN-SEP 2005	JAN-SEP 2006	%
(1)	(2)	(3)	(4)	(5)	(6)	(7)
FRANCE	141,079	76,316	-45.91	505,834	286,927	-43.28
GERMANY, FED. REP. OF	205,747	78,481	-61.86	718,333	167,812	-76.64
AUSTRIA	224	0	-100	2,349	0	-100
BELGIUM	325,130	364,206	12.02	809,954	996,186	22.99
SWITZERLAND	19	1	-94.74	119	1	-99.16
DENMARK	0	17,839	-	0	13,423	-
ITALY	33,819	35,999	6.45	29,186	203,376	596.83
SPAIN	99,909	44,541	-55.42	51,796	176,951	241.63
HUNGARY	600	0	-100	1,500	0	-100
BULGARIA	936	0	-100	936	0	-100
YUGOSLAVIA	0	22,880	-	0	29,744	-
LITHUANIA	21	0	-100	315	0	-100
RUSSIA FEDERATION	6,660	8,267	24.13	20,404	25,219	23.6
-UBUR-UBUR	2,830,020	1,076,866	-61.95	4,688,096	2,004,944	-57.23
JAPAN	1,476,800	202,189	-86.31	3,311,988	743,982	-77.54
HONG KONG	22,894	1,177	-94.86	60,399	5,795	-90.41
KOREA, REPUBLIC OF	463,051	494,775	6.85	630,781	754,913	19.68
TAIWAN	344,659	43,691	-87.32	367,704	59,635	-83.78
CHINA	457,922	296,999	-35.14	244,964	376,558	53.72
SINGAPORE	3,720	31,921	758.09	26,461	52,864	99.78
MALAYSIA	52,190	4,155	-92.04	28,649	6,149	-78.54
NEW ZEALAND	24	0	-100	50	0	-100
EAST TIMOR	1,100	0	-100	792	0	-100
UNITED STATES	2,337	1,052	-54.99	2,579	2,550	-1.12
CANADA	0	40	-	0	125	-
UNITED KINGDOM	405	115	-71.6	975	275	-71.79
NETHERLANDS	89	19	-78.65	250	60	-76
FRANCE	3,967	307	-92.26	10,384	732	-92.95
GERMANY, FED. REP. OF	799	344	-56.95	1,920	955	-50.26
ITALY	0	48	-	0	260	-
CZECH REPUBLIC	63	34	-46.03	200	91	-54.5
-KEPITING, KERANG-KERANGAN	31,210,310	33,966,561	8.83	96,469,141	105,907,816	9.78
JAPAN	1,365,439	1,216,003	-10.94	4,511,371	7,486,800	65.95
HONG KONG	2,393,163	2,345,070	-2.01	3,280,963	5,429,246	65.48
KOREA, REPUBLIC OF	920,878	1,419,642	54.16	1,697,763	2,423,746	42.76
TAIWAN	1,243,361	983,563	-20.89	1,690,778	1,546,034	-8.56
CHINA	5,750,360	5,487,136	-4.58	3,219,593	2,774,542	-13.82
MONGOLIA	347	0	-100	694	0	-100
THAILAND	1,938,736	5,346,213	175.76	435,313	2,064,669	374.3
SINGAPORE	2,488,262	2,366,637	-4.89	4,943,797	4,549,562	-7.97
PHILIPPINES	130,751	55,002	-57.93	64,044	21,535	-66.37
MALAYSIA	2,479,721	1,840,554	-25.78	2,863,890	2,316,575	-19.11
MYANMAR (FORM. BURMA)	0	420	-	0	840	-
BRUNEI DARUSSALAM	9,994	3	-99.97	12,711	11	-99.91
VIET NAM	815,101	814,944	-0.02	1,587,815	1,150,917	-27.52
INDIA	200	59,600	29700	2,080	116,565	5504.09
BANGLADESH	85	0	-100	61	0	-100
SRI LANKA	22,391	24,800	10.76	19,763	15,273	-22.72
IRAN (ISLAMIC REPUBLIC OF)	0	26,290	-	0	24,975	-
SAUDI ARABIA	23,000	82	-99.64	30,650	188	-99.39
KUWAIT	810	0	-100	824	0	-100
LEBANON	12,357	1,227	-90.07	11,938	953	-92.02
UNITED ARAB EMIRATES	0	26	-	0	190	-
CYPRUS	18,000	21,037	16.87	28,164	57,558	104.37
EGYPT	0	22,589	-	0	60,047	-
MADAGASCAR	0	12,000	-	0	60,499	-
SOUTH AFRICA	75,702	161,463	113.29	162,048	349,289	115.55
MAURITIUS	13,753	0	-100	23,756	0	-100
AUSTRALIA	55,833	141,298	153.07	411,304	792,869	92.77
NEW ZEALAND	247	99	-59.92	5,861	225	-96.16
AMERICAN SAMOA	29	0	-100	118	0	-100
SAMOA	5,080	0	-100	16,554	0	-100
EAST TIMOR	2,600	0	-100	1,872	0	-100
UNITED STATES	6,235,441	6,663,892	6.87	57,678,474	62,048,152	7.58
CANADA	368,299	603,664	63.91	611,187	1,663,100	172.11
MEXICO	20,413	22,554	10.49	38,810	64,450	66.07
PANAMA	20,090	69,314	245.02	54,600	176,360	223
ARGENTINA	0	20,471	-	0	56,981	-
BRAZIL	0	665	-	0	654	-
PUERTO RICO	294,682	182,890	-37.94	879,692	514,658	-41.5
DOMINICAN REPUBLIC	0	2,630	-	0	9,660	-

TABEL 5. PERKEMBANGAN EKSPOR INDONESIA MENURUT KOMODITI DAN NEGARA TUJUAN

JENIS BARANG	BERAT BERSIH (KG)		PERUB	NILAI FOB (US \$)		PERUB
	JAN-SEP 2005	JAN-SEP 2006	%	JAN-SEP 2005	JAN-SEP 2006	%
(1)	(2)	(3)	(4)	(5)	(6)	(7)
MARTINIQUE	68,927	2,774	-95.98	152,121	8,890	-94.16
GUADELOUPE	50,409	0	-100	90,498	0	-100
UNITED KINGDOM	357,420	51,905	-85.48	2,326,693	266,530	-88.54
NETHERLANDS	155,273	196,387	26.48	669,837	1,244,730	85.83
FRANCE	211,334	53,922	-74.48	820,861	98,086	-88.05
GERMANY, FED. REP. OF	9,389	62,275	563.28	16,350	171,585	949.45
AUSTRIA	0	133	-	0	450	-
BELGIUM	169,114	170,775	0.98	421,453	504,329	19.66
SWITZERLAND	6,017	19,541	224.76	15,923	56,273	253.41
DENMARK	115	8,209	7038.26	350	28,525	8050
NORWAY	0	90	-	0	225	-
SWEDEN	298	199	-33.22	1,325	800	-39.62
IRELAND	16,341	0	-100	262,277	0	-100
ITALY	2,449,622	2,473,978	0.99	5,242,133	5,184,078	-1.11
SPAIN	634,695	691,083	8.88	1,298,868	1,716,092	32.12
PORTUGAL	275,724	249,729	-9.43	598,441	646,821	8.08
GREECE	76,952	20,156	-73.81	219,685	67,850	-69.11
POLAND	622	32	-94.86	319	125	-60.82
LATVIA	544	3,304	507.35	3,822	15,615	308.56
CROATIA	0	49,079	-	0	117,585	-
MALTA	22,046	0	-100	41,016	0	-100
CZECH REPUBLIC	286	762	166.43	506	1,479	192.29
RUSSIA FEDERATION	57	450	689.47	175	625	257.14
-BEKICOT	1,974,732	2,107,461	6.72	2,955,703	3,664,173	23.97
JAPAN	14,097	233	-98.35	80,447	593	-99.26
HONG KONG	161,932	128,642	-20.56	191,483	245,189	28.05
KOREA, REPUBLIC OF	61,731	36,099	-41.52	148,437	92,088	-37.96
TAIWAN	939,189	1,048,994	11.69	1,135,752	1,274,095	12.18
CHINA	27,378	67,030	144.83	12,123	84,548	597.42
MACAU	342	0	-100	1,026	0	-100
THAILAND	225	612	172	113	1,674	1381.42
SINGAPORE	129,257	94,204	-27.12	285,816	244,207	-14.56
MALAYSIA	49,852	30,029	-39.76	31,234	23,629	-24.35
UNITED ARAB EMIRATES	22	0	-100	44	0	-100
CYPRUS	17	0	-100	33	0	-100
SOUTH AFRICA	57,326	139,054	142.57	103,200	341,033	230.46
SAMOA	423	0	-100	1,380	0	-100
UNITED STATES	0	32,160	-	0	84,575	-
CANADA	207,178	178,545	-13.82	394,149	418,525	6.18
MEXICO	0	11,423	-	0	27,860	-
UNITED KINGDOM	1,047	905	-13.56	2,025	2,007	-0.89
FRANCE	295,431	271,827	-7.99	540,565	677,383	25.31
GERMANY, FED. REP. OF	9,670	7,295	-24.56	19,500	14,955	-23.31
BELGIUM	19,200	59,997	212.48	7,520	130,900	1640.69
NORWAY	0	42	-	0	143	-
SWEDEN	26	51	96.15	62	95	53.23
ITALY	49	0	-100	75	0	-100
PORTUGAL	39	56	43.59	76	104	36.84
GREECE	67	6	-91.04	142	16	-88.73
HUNGARY	14	53	278.57	26	114	338.46
POLAND	44	104	136.36	87	222	155.17
LITHUANIA	48	12	-75	164	38	-76.83
RUSSIA FEDERATION	128	88	-31.25	224	180	-19.64
-IKAN LAINNYA	287,411,427	334,665,383	16.44	171,609,307	166,365,653	-3.06
JAPAN	6,968,809	4,591,852	-34.11	14,822,385	14,769,774	-0.35
HONG KONG	5,689,083	7,116,700	25.09	16,644,937	16,839,519	1.17
KOREA, REPUBLIC OF	13,075,796	7,283,193	-44.3	10,315,611	9,168,807	-11.12
TAIWAN	34,770,575	18,299,273	-47.37	19,230,621	13,335,937	-30.65
CHINA	106,098,182	46,053,866	-56.59	23,473,417	14,203,490	-39.49
MACAU	470	180	-61.7	7,540	5,250	-30.37
PAPUA NEW GUINEA	54,000	0	-100	54,081	0	-100
THAILAND	43,891,551	192,496,341	338.57	5,867,489	27,106,494	361.98
SINGAPORE	31,376,040	22,172,361	-29.33	31,594,331	26,057,937	-17.52
PHILIPPINES	5,355,384	4,622,028	-13.69	2,208,785	2,103,300	-4.78
MALAYSIA	24,002,655	18,596,095	-22.52	18,226,997	14,657,695	-19.58
CAMBODIA	0	80	-	0	500	-
BRUNEI DARUSSALAM	35,429	0	-100	44,762	0	-100
VIET NAM	712,456	1,864,805	161.74	540,975	2,379,434	339.84
INDIA	1,600	0	-100	3,200	0	-100
PAKISTAN	65,500	0	-100	51,720	0	-100
SRI LANKA	355,150	227,985	-35.81	317,135	177,376	-44.07

TABEL 5. PERKEMBANGAN EKSPOR INDONESIA MENURUT KOMODITI DAN NEGARA TUJUAN

JENIS BARANG	BERAT BERSIH (KG)		PERUB	NILAI FOB (US \$)		PERUB
	JAN-SEP 2005	JAN-SEP 2006	%	JAN-SEP 2005	JAN-SEP 2006	%
(1)	(2)	(3)	(4)	(5)	(6)	(7)
AFGHANISTAN	26,000	0	-100	35,100	0	-100
IRAN (ISLAMIC REPUBLIC OF)	15,549	360	-97.68	12,266	414	-96.62
SAUDI ARABIA	233,331	28,408	-87.83	298,646	57,900	-80.61
KUWAIT	1,471	1,961	33.31	4,798	3,047	-36.49
JORDAN	1,060	6,743	536.13	1,684	51,690	2969.48
LEBANON	241,055	324,816	34.75	173,848	258,852	48.9
YEMEN	0	15	-	0	1,508	-
OMAN	52,000	16,000	-69.23	18,020	14,500	-19.53
SYRIA ARAB REPUBLIC	876	6,387	629.11	6,180	25,574	313.82
TURKEY	105	12,658	11955.24	1,000	17,777	1677.7
UNITED ARAB EMIRATES	142,593	51,375	-63.97	157,395	39,948	-74.62
BAHRAIN	1,218	1,421	16.67	3,947	4,681	18.6
CYPRUS	1,692	4,880	188.42	6,511	17,427	167.65
EGYPT	34	10,781	31608.82	1,134	30,118	2555.91
ALGERIA	0	25,497	-	0	29,066	-
KENYA	0	26,500	-	0	7,950	-
REUNION	36,000	48,000	33.33	121,800	231,600	90.15
MOZAMBIQUE	145,680	0	-100	150,745	0	-100
GHANA	93,000	178,000	91.4	88,500	140,700	58.98
ANGOLA	35,699	0	-100	40,513	0	-100
NIGERIA	54	0	-100	108	0	-100
SEYCHELLES	0	12,506	-	0	7,086	-
SAINT HELENA	0	2,000	-	0	920	-
SWAZILAND	3	0	-100	152	0	-100
SOUTH AFRICA	274,700	39,916	-85.47	294,993	37,603	-87.25
MAURITIUS	221,199	91,500	-58.63	179,710	74,139	-58.75
RWANDA	0	1,200	-	0	3,000	-
AUSTRALIA	2,254,327	1,637,023	-27.38	1,776,982	2,322,779	30.71
NEW ZEALAND	2,443	11,404	366.8	19,584	62,761	220.47
COOK ISLANDS	65,000	0	-100	64,350	0	-100
FIJI	205,093	55,000	-73.18	174,304	56,220	-67.75
MARSHALL ISLANDS	2,690	0	-100	4,035	0	-100
SAMOA	3,245	17,340	434.36	10,576	16,660	57.53
SOLOMON ISLANDS	1,120	0	-100	1,680	0	-100
EAST TIMOR	8,773	109	-98.76	6,280	2,676	-57.39
UNITED STATES	5,178,560	3,571,861	-31.03	12,257,066	11,869,825	-3.16
CANADA	55,733	84,856	52.25	260,798	336,641	29.08
MEXICO	32,671	1,850	-94.34	40,867	9,385	-77.04
GUATEMALA	33,293	16,646	-50	31,559	19,094	-39.5
PANAMA	1,188,000	864,000	-27.27	1,018,300	721,230	-29.17
CUBA	155	0	-100	1,000	0	-100
SURINAME	0	273	-	0	744	-
VENEZUELA	388	0	-100	1,091	0	-100
ARGENTINA	0	87	-	0	1,200	-
BRAZIL	4,218	1,448	-65.67	3,286	2,608	-20.63
URUGUAY	499,861	0	-100	135,228	0	-100
PERU	165	53,030	32039.39	962	50,545	5154.16
TRINIDAD AND TOBAGO	0	110,713	-	0	105,306	-
PUERTO RICO	264,224	83,170	-68.52	1,041,153	259,961	-75.03
DOMINICAN REPUBLIC	36,225	75,426	108.22	104,005	226,413	117.69
COSTA RICA	1,600	0	-100	16,000	0	-100
CAYMAN ISLANDS	0	1,320	-	0	1,016	-
FRENCH POLYNESIA	0	15,000	-	0	10,750	-
MARTINIQUE	33,063	17,306	-47.66	101,653	49,767	-51.04
NETHERLANDS ANTILLES	0	11,774	-	0	120,728	-
UNITED KINGDOM	786,341	638,387	-18.82	1,655,407	1,178,849	-28.79
NETHERLANDS	141,064	251,731	78.45	450,622	748,246	66.05
FRANCE	375,200	89,395	-76.17	798,111	329,438	-58.72
GERMANY, FED. REP. OF	243,574	106,357	-56.33	623,471	464,679	-25.47
AUSTRIA	2,959	5,553	87.66	28,320	36,032	27.23
BELGIUM	774,271	365,039	-52.85	1,883,493	1,016,396	-46.04
SWITZERLAND	17,951	1,061,283	5812.11	24,305	98,652	305.89
DENMARK	108,678	20,033	-81.57	293,681	85,687	-70.82
NORWAY	2,625	1,955	-25.52	11,632	8,812	-24.24
SWEDEN	4,422	4,023	-9.02	38,795	58,626	51.12
FINLAND	424	7,214	1601.42	484	18,195	3659.3
IRELAND	74,560	0	-100	245,810	0	-100
ITALY	241,959	526,017	117.4	659,197	1,288,774	95.51
SPAIN	135,277	124,972	-7.62	287,137	302,134	5.22
PORTUGAL	29,005	58,070	100.21	85,789	106,608	24.27
GREECE	43,971	16,748	-61.91	124,885	21,890	-82.47
HUNGARY	5,917	5,112	-13.6	13,256	13,144	-0.84
POLAND	552,154	388,210	-29.69	2,206,761	1,323,502	-40.03

TABEL 5. PERKEMBANGAN EKSPOR INDONESIA MENURUT KOMODITI DAN NEGARA TUJUAN

JENIS BARANG	BERAT BERSIH (KG)		PERUB	NILAI FOB (US \$)		PERUB
	JAN-SEP 2005	JAN-SEP 2006	%	JAN-SEP 2005	JAN-SEP 2006	%
(1)	(2)	(3)	(4)	(5)	(6)	(7)
ROMANIA	307	180	-41.37	897	552	-38.46
BULGARIA	514	300	-41.63	2,732	1,164	-57.39
KAZAKHSTAN	190	0	-100	1,033	0	-100
UKRAINE	1,164	679	-41.67	2,383	1,944	-18.42
UZBEKISTAN	0	25	-	0	960	-
LITHUANIA	366	43,818	11872.13	1,068	843,954	78921.91
ESTONIA	767	54,513	7007.3	1,984	149,578	7439.21
GEORGIA	449	500	11.36	66	3,731	5553.03
CROATIA	0	11,500	-	0	17,825	-
MALTA	911	14,225	1461.47	3,979	10,366	160.52
SLOVAKIA	606	0	-100	652	0	-100
SLOVENIA	304	0	-100	2,021	0	-100
CZECH REPUBLIC	5,160	6,472	25.43	27,075	47,736	76.31
RUSSIA FEDERATION	13,491	17,753	31.59	62,466	80,857	29.44
-BIJI BUNGA	402,759	120,531	-70.07	1,442,158	1,769,048	22.67
KOREA, REPUBLIC OF	300	0	-100	300	0	-100
TAIWAN	152,250	37,880	-75.12	103,590	26,572	-74.35
CHINA	162,000	62,100	-61.67	35,640	21,735	-39.02
SINGAPORE	17,701	280	-98.42	396,963	572,009	44.1
MALAYSIA	0	5,833	-	0	7,515	-
INDIA	0	13,800	-	0	10,560	-
UNITED STATES	24,389	0	-100	80,646	0	-100
UNITED KINGDOM	29,294	45	-99.85	158,622	108,278	-31.74
NETHERLANDS	451	480	6.43	612,706	912,105	48.87
FRANCE	16,374	102	-99.38	53,691	56,496	5.22
DENMARK	0	11	-	0	53,778	-
-BIJI KAPAS	1,098,169	1,047,054	-4.65	161,340	152,012	-5.78
JAPAN	104,000	240,000	130.77	8,520	31,420	268.78
KOREA, REPUBLIC OF	423,980	0	-100	71,738	0	-100
TAIWAN	570,189	807,054	41.54	81,082	120,592	48.73
-BIJI LAINNYA	70,649,825	104,910,358	48.49	19,046,344	24,970,340	31.1
JAPAN	94,640	1,210,856	1179.43	81,193	1,242,406	1430.19
HONG KONG	460,232	247,269	-46.27	351,045	392,200	11.72
KOREA, REPUBLIC OF	3,409	124,588	3554.68	16,646	76,264	358.15
TAIWAN	240,421	475,155	97.63	199,959	192,557	-3.7
CHINA	380,190	301,007	-20.83	262,071	529,098	101.89
PAPUA NEW GUINEA	329	0	-100	321	0	-100
THAILAND	1,439,488	22,094,174	1434.86	227,162	817,568	259.91
SINGAPORE	569,574	663,918	16.56	771,873	725,465	-6.01
PHILIPPINES	1,740,905	194,845	-88.81	545,788	219,009	-59.87
MALAYSIA	49,190,259	77,706,402	57.97	13,064,601	17,914,980	37.13
BRUNEI DARUSSALAM	59,084	113,066	91.36	75,345	157,951	109.64
NEPAL	394	0	-100	850	0	-100
VIET NAM	321,763	855,310	165.82	309,882	755,170	143.7
MALDIVES	0	184	-	0	945	-
INDIA	915,738	488,693	-46.63	926,489	581,722	-37.21
PAKISTAN	120	77,271	64292.5	540	7,950	1372.22
SAUDI ARABIA	29,528	8,077	-72.65	17,364	11,284	-35.01
KUWAIT	17	91	435.29	16	58	262.5
JORDAN	117,864	131,414	11.5	214,931	219,736	2.24
UNITED ARAB EMIRATES	24,741	10,597	-57.17	57,412	9,500	-83.45
MOROCCO	6,119	0	-100	7,322	0	-100
GHANA	17,605	0	-100	12,250	0	-100
CAMEROON	950	364	-61.68	41,797	65,152	55.88
NIGERIA	300	0	-100	40,541	0	-100
COTE D'IVOIRE	0	225	-	0	40,500	-
MAURITIUS	0	911	-	0	18,855	-
AUSTRALIA	38,403	46,020	19.83	78,129	87,365	11.82
VANUATU	0	268	-	0	149	-
EAST TIMOR	41,733	27,882	-33.19	22,454	15,632	-30.38
UNITED STATES	5,432	25,170	363.37	13,955	95,104	581.5
CANADA	16,584	17,864	7.72	9,614	21,734	126.07
UNITED KINGDOM	7,077	7,200	1.74	14,055	15,478	10.12
NETHERLANDS	44,700	49,200	10.07	74,937	640,284	754.43
FRANCE	0	325	-	0	306	-
GERMANY, FED. REP. OF	95	2,521	2553.68	1,386	10,058	625.69
BELGIUM	0	17,000	-	0	31,110	-
DENMARK	0	72	-	0	1,425	-
NORWAY	0	3,800	-	0	8,082	-
ITALY	14,882,131	16	-100	1,606,416	335	-99.98

TABEL 5. PERKEMBANGAN EKSPOR INDONESIA MENURUT KOMODITI DAN NEGARA TUJUAN

JENIS BARANG	BERAT BERSIH (KG)		PERUB	NILAI FOB (US \$)		PERUB
	JAN-SEP 2005	JAN-SEP 2006	%	JAN-SEP 2005	JAN-SEP 2006	%
(1)	(2)	(3)	(4)	(5)	(6)	(7)
SPAIN	0	516	-	0	54,256	-
PORTUGAL	0	8,087	-	0	10,652	-
BULU BEBEK	260,742	225,066	-13.68	226,027	213,599	-5.5
JAPAN	269	0	-100	234	0	-100
KOREA, REPUBLIC OF	0	250	-	0	3,750	-
TAIWAN	250,014	218,306	-12.68	191,861	197,494	2.94
CHINA	0	5,000	-	0	5,000	-
INDIA	266	0	-100	2,292	0	-100
AUSTRALIA	314	0	-100	251	0	-100
NEW ZEALAND	3	0	-100	32	0	-100
GUAM	17	28	64.71	61	85	39.34
COOK ISLANDS	136	0	-100	162	0	-100
UNITED KINGDOM	1,693	107	-93.68	10,725	1,289	-87.98
NETHERLANDS	6,069	0	-100	16,283	0	-100
FRANCE	110	0	-100	143	0	-100
GERMANY, FED. REP. OF	782	0	-100	1,488	0	-100
DENMARK	275	0	-100	471	0	-100
ITALY	719	0	-100	1,615	0	-100
SPAIN	75	149	98.67	409	871	112.96
YUGOSLAVIA	0	98	-	0	177	-
RUSSIA FEDERATION	0	1,128	-	0	4,933	-
DAMAR DAN GETAH DAMAR	23,841,758	24,766,044	3.88	12,018,166	22,202,641	84.74
JAPAN	653,344	934,682	43.06	329,333	822,543	149.76
KOREA, REPUBLIC OF	1,546,798	478,799	-69.05	768,815	382,192	-50.29
TAIWAN	1,843,194	1,419,321	-23	913,760	1,273,583	39.38
CHINA	338,400	93,600	-72.34	178,846	90,099	-49.62
THAILAND	365,198	372,250	1.93	75,478	356,225	371.96
SINGAPORE	0	45,620	-	0	95,623	-
PHILIPPINES	38,400	230,400	500	18,688	206,976	1007.53
MALAYSIA	96,000	91,800	-4.38	50,835	86,478	70.12
INDIA	5,849,513	5,122,922	-12.42	3,072,812	4,663,004	51.75
PAKISTAN	2,588,270	2,819,000	8.91	1,360,944	2,472,374	81.67
BANGLADESH	694,871	1,233,800	77.56	346,246	1,154,302	233.38
SRI LANKA	33,150	15,000	-54.75	13,845	8,400	-39.33
IRAN (ISLAMIC REPUBLIC OF)	38,400	0	-100	20,736	0	-100
SAUDI ARABIA	76,800	38,400	-50	38,400	37,248	-3
SYRIA ARAB REPUBLIC	0	12,000	-	0	11,810	-
TURKEY	192,000	268,800	40	94,989	213,043	124.28
SOUTH AFRICA	114,000	38,400	-66.32	57,484	35,770	-37.77
AUSTRALIA	0	90,300	-	0	94,263	-
NEW ZEALAND	57,600	134,400	133.33	28,724	130,368	353.86
UNITED STATES	311,040	516,960	66.2	151,374	501,453	231.27
VENEZUELA	38,400	0	-100	18,688	0	-100
COLOMBIA	345,599	403,200	16.67	171,841	326,102	89.77
ECUADOR	115,200	153,600	33.33	56,064	142,944	154.97
NETHERLANDS ANTILLES	57,600	0	-100	28,032	0	-100
UNITED KINGDOM	38,400	0	-100	22,510	0	-100
NETHERLANDS	2,265,596	3,724,798	64.41	1,119,521	3,273,858	192.43
FRANCE	1,151,999	863,999	-25	563,764	797,280	41.42
GERMANY, FED. REP. OF	979,198	921,599	-5.88	498,803	788,995	58.18
BELGIUM	825,596	1,286,399	55.81	405,952	1,177,344	190.02
ITALY	192,000	748,799	290	98,040	628,014	540.57
SPAIN	249,599	268,800	7.69	135,157	202,944	50.15
PORTUGAL	1,094,397	1,823,996	66.67	547,050	1,738,750	217.84
POLAND	1,612,796	595,200	-63.1	812,747	471,936	-41.93
ROMANIA	38,400	0	-100	18,688	0	-100
SLOVENIA	0	19,200	-	0	18,720	-
KOPAL DAN LAIN-LAIN	21,893,855	22,074,463	0.82	12,711,897	17,356,500	36.54
JAPAN	1,012,168	959,364	-5.22	963,934	1,239,432	28.58
HONG KONG	155,309	263,743	69.82	220,316	477,526	116.75
KOREA, REPUBLIC OF	142,334	110,149	-22.61	147,680	124,951	-15.39
TAIWAN	1,091,589	545,835	-50	598,082	378,607	-36.7
CHINA	629,138	610,645	-2.94	434,549	509,265	17.19
THAILAND	83,741	208,651	149.16	86,934	200,658	130.82
SINGAPORE	2,128,740	2,031,548	-4.57	2,575,549	2,034,388	-21.01
PHILIPPINES	195,369	63,200	-67.65	79,821	46,460	-41.79
MALAYSIA	903,509	516,906	-42.79	552,659	721,966	30.63
VIET NAM	316,408	148,379	-53.11	126,253	121,671	-3.63
INDIA	8,556,144	10,204,392	19.26	3,527,811	7,262,466	105.86
PAKISTAN	604,300	844,412	39.73	258,536	480,318	85.78

TABEL 5. PERKEMBANGAN EKSPOR INDONESIA MENURUT KOMODITI DAN NEGARA TUJUAN

JENIS BARANG	BERAT BERSIH (KG)		PERUB	NILAI FOB (US \$)		PERUB
	JAN-SEP 2005	JAN-SEP 2006	%	JAN-SEP 2005	JAN-SEP 2006	%
(1)	(2)	(3)	(4)	(5)	(6)	(7)
BANGLADESH	2,604,089	1,900,780	-27.01	493,328	421,923	-14.47
SRI LANKA	442,654	681,572	53.97	153,326	322,956	110.63
IRAN (ISLAMIC REPUBLIC OF)	0	38,400	-	0	35,770	-
SAUDI ARABIA	420,377	420,548	0.04	216,657	235,281	8.6
JORDAN	20,250	0	-100	9,618	0	-100
LEBANON	11,820	16,000	35.36	5,614	6,200	10.44
YEMEN	54,190	34,800	-35.78	18,194	20,480	12.56
SYRIA ARAB REPUBLIC	0	233,675	-	0	211,116	-
TURKEY	0	53,400	-	0	46,626	-
UNITED ARAB EMIRATES	390,452	372,123	-4.69	201,381	159,225	-20.93
EGYPT	436,515	116,700	-73.27	134,908	59,137	-56.16
LIBYAN ARAB JAMAHIRIYA	0	16,500	-	0	6,756	-
TUNISIA	20,020	20,790	3.85	9,509	8,475	-10.87
ALGERIA	60,000	94,400	57.33	76,200	65,980	-13.41
SUDAN	1,406	0	-100	2,533	0	-100
MOZAMBIQUE	82,430	0	-100	39,120	0	-100
NIGERIA	0	18,259	-	0	15,825	-
GABON	164	0	-100	151	0	-100
BENIN	0	20,800	-	0	8,980	-
DJIBOUTI	20,000	0	-100	9,500	0	-100
SOUTH AFRICA	115,200	0	-100	57,752	0	-100
AUSTRALIA	154,478	4	-100	19,995	52	-99.74
NEW ZEALAND	88,000	20	-99.98	6,160	1,788	-70.97
NEW CALEDONIA	26	0	-100	69	0	-100
EAST TIMOR	2	0	-100	3	0	-100
UNITED STATES	107,606	87,624	-18.57	94,686	122,519	29.4
CANADA	0	21,880	-	0	6,000	-
SURINAME	0	1,373	-	0	6,375	-
ARGENTINA	74	0	-100	192	0	-100
BRAZIL	825	1,700	106.06	6,188	13,600	119.78
COLOMBIA	40	0	-100	40	0	-100
UNITED KINGDOM	96,738	53,724	-44.46	149,722	106,872	-28.62
NETHERLANDS	0	12,500	-	0	9,375	-
FRANCE	114,375	247,052	116	183,403	282,589	54.08
GERMANY, FED. REP. OF	558,571	842,216	50.78	413,092	659,069	59.55
AUSTRIA	25	0	-100	45	0	-100
BELGIUM	54,000	20,000	-62.96	181,855	90,200	-50.4
SWEDEN	37	0	-100	96	0	-100
ITALY	198,400	211,398	6.55	632,854	794,020	25.47
SPAIN	22,061	29,000	31.45	22,347	41,600	86.15
HUNGARY	139	0	-100	387	0	-100
LITHUANIA	142	0	-100	848	0	-100
SLOVENIA	0	1	-	0	3	-
SAYUR-SAYURAN	65,889,642	142,851,986	116.8	23,085,251	29,294,171	26.9
JAPAN	3,410,795	3,589,375	5.24	3,373,121	3,769,422	11.75
HONG KONG	459,648	410,046	-10.79	445,798	237,133	-46.81
KOREA, REPUBLIC OF	3,172	29,508	830.26	34,749	260,908	650.84
TAIWAN	15,359,573	12,989,411	-15.43	3,972,289	3,573,729	-10.03
CHINA	647,433	144,679	-77.65	263,556	29,327	-88.87
THAILAND	448,084	2,211,933	393.64	173,191	646,083	273.05
SINGAPORE	14,888,979	16,986,163	14.09	4,363,014	5,386,359	23.46
PHILIPPINES	9,263,096	8,885,991	-4.07	3,629,895	3,511,760	-3.25
MALAYSIA	19,347,288	21,405,669	10.64	4,938,188	7,442,843	50.72
BRUNEI DARUSSALAM	67,590	38,230	-43.44	58,712	96,347	64.1
NEPAL	54,000	0	-100	54,362	0	-100
VIET NAM	0	112,000	-	0	39,200	-
INDIA	47,590	691,324	1352.67	44,066	390,822	786.9
PAKISTAN	0	456,112	-	0	203,051	-
SRI LANKA	0	187,413	-	0	114,241	-
SAUDI ARABIA	76,670	103,376	34.83	39,683	96,038	142.01
KUWAIT	0	2,041	-	0	4,226	-
UNITED ARAB EMIRATES	48,580	78,384	61.35	28,137	77,359	174.94
QATAR	0	27,657	-	0	38,253	-
BAHRAIN	0	28,220	-	0	38,496	-
SOUTH AFRICA	0	22,913	-	0	14,381	-
AUSTRALIA	5,648	16,912	199.43	9,507	14,481	52.32
NEW ZEALAND	0	45	-	0	69	-
CHRISTMAS ISLANDS	60	1,379	2198.33	400	2,930	632.5
EAST TIMOR	102,120	189,840	85.9	14,913	154,294	934.63
UNITED STATES	1,217,551	362,793	-70.2	1,278,760	426,116	-66.68
CANADA	0	42,800	-	0	6,648	-
CHILE	0	73,582,000	-	0	2,523,862	-

TABEL 5. PERKEMBANGAN EKSPOR INDONESIA MENURUT KOMODITI DAN NEGARA TUJUAN

JENIS BARANG	BERAT BERSIH (KG)		PERUB	NILAI FOB (US \$)		PERUB
	JAN-SEP 2005	JAN-SEP 2006	%	JAN-SEP 2005	JAN-SEP 2006	%
(1)	(2)	(3)	(4)	(5)	(6)	(7)
UNITED KINGDOM	2,759	0	-100	6,883	0	-100
NETHERLANDS	433,776	157,538	-63.68	353,325	127,173	-64.01
FRANCE	0	98,084	-	0	67,715	-
GERMANY, FED. REP. OF	0	150	-	0	905	-
PORTUGAL	3,969	0	-100	504	0	-100
SLOVENIA	1,261	0	-100	2,198	0	-100
BUAH-BUAHAN	117,952,156	136,636,968	15.84	50,493,804	68,361,340	35.39
JAPAN	210,074	97,605	-53.54	302,855	74,253	-75.48
HONG KONG	3,138,658	1,067,980	-65.97	3,098,284	792,448	-74.42
KOREA, REPUBLIC OF	175,654	56,257	-67.97	111,174	54,709	-50.79
TAIWAN	261,152	199,467	-23.62	107,171	45,030	-57.98
CHINA	3,684,505	3,962,701	7.55	2,105,154	1,978,693	-6.01
THAILAND	279,515	73,119	-73.84	187,819	89,454	-52.37
SINGAPORE	671,389	4,610,866	586.77	450,552	2,740,960	508.36
PHILIPPINES	239,458	138,548	-42.14	22,313	11,546	-48.25
MALAYSIA	3,345,255	2,507,880	-25.03	1,309,651	1,139,795	-12.97
BRUNEI DARUSSALAM	9,680	10,113	4.47	20,178	23,444	16.19
NEPAL	4,603,600	5,347,711	16.16	1,632,769	2,022,428	23.86
VIET NAM	1,531,097	277,390	-81.88	1,534,149	188,048	-87.74
MALDIVES	82	0	-100	1,485	0	-100
INDIA	35,528,618	66,928,859	88.38	13,592,505	30,933,634	127.58
PAKISTAN	39,072,448	42,421,737	8.57	18,073,452	23,326,818	29.07
BANGLADESH	20,717,842	2,362,653	-88.6	5,758,508	1,214,984	-78.9
SRI LANKA	0	18,005	-	0	6,383	-
IRAN (ISLAMIC REPUBLIC OF)	2,967,340	2,900,014	-2.27	1,038,393	933,776	-10.07
SAUDI ARABIA	524,476	549,327	4.74	257,332	290,757	12.99
KUWAIT	6,704	111,854	1568.47	4,621	55,612	1103.46
YEMEN	0	16,200	-	0	13,755	-
TURKEY	8,350	118,584	1320.17	5,015	34,196	581.87
UNITED ARAB EMIRATES	551,365	676,038	22.61	435,664	509,723	17
QATAR	7,491	6,704	-10.51	3,749	5,246	39.93
BAHRAIN	0	18,599	-	0	5,934	-
EGYPT	3,052	12,060	295.15	3,280	2,340	-28.66
TUNISIA	0	38,000	-	0	32,764	-
ALGERIA	0	46,019	-	0	27,679	-
SOUTH AFRICA	76	325	327.63	127	529	316.54
MAURITIUS	1,000	0	-100	561	0	-100
AUSTRALIA	13,549	251,775	1758.26	14,521	183,266	1162.08
COOK ISLANDS	0	179	-	0	353	-
FIJI	409	0	-100	179	0	-100
EAST TIMOR	43,317	941	-97.83	4,713	308	-93.46
UNITED STATES	43,417	77,713	78.99	84,617	114,536	35.36
SURINAME	0	38	-	0	178	-
BRAZIL	0	18,998	-	0	6,536	-
UNITED KINGDOM	12,243	0	-100	30,717	0	-100
NETHERLANDS	84,750	355,096	318.99	131,539	334,686	154.44
FRANCE	160,745	16,841	-89.52	137,479	31,361	-77.19
GERMANY, FED. REP. OF	462	679,202	146913.42	1,140	819,139	71754.3
AUSTRIA	16	0	-100	40	0	-100
BELGIUM	1,162	217,301	18600.6	561	115,428	20475.4
DENMARK	35,002	10,010	-71.4	23,990	4,354	-81.85
NORWAY	16	0	-100	256	0	-100
SWEDEN	280	0	-100	963	0	-100
ITALY	0	8,895	-	0	10,944	-
SPAIN	0	572	-	0	1,656	-
PORTUGAL	737	15	-97.96	113	16	-85.84
GREECE	0	124	-	0	32	-
BULGARIA	0	424,653	-	0	183,609	-
YUGOSLAVIA	5,780	0	-100	5,202	0	-100
MALTA	11,390	0	-100	1,013	0	-100
KULIT KERANG DAN LAIN-LAIN	5,160,709	4,488,024	-13.03	2,025,060	2,000,699	-1.2
JAPAN	595,131	287,525	-51.69	219,181	162,995	-25.63
HONG KONG	198,595	146,078	-26.44	89,855	35,976	-59.96
KOREA, REPUBLIC OF	35,563	130,609	267.26	36,954	105,330	185.03
TAIWAN	8,916	11,507	29.06	15,314	5,085	-66.8
CHINA	3,950,312	3,253,022	-17.65	1,224,518	950,034	-22.42
THAILAND	14,118	45,081	219.32	2,668	184,911	6830.7
SINGAPORE	29,162	25,352	-13.06	120,747	102,215	-15.35
PHILIPPINES	0	55,000	-	0	7,950	-
MALAYSIA	19	11,420	60005.26	100	16,069	15969
BRUNEI DARUSSALAM	0	545	-	0	1,363	-

TABEL 5. PERKEMBANGAN EKSPOR INDONESIA MENURUT KOMODITI DAN NEGARA TUJUAN

JENIS BARANG	BERAT BERSIH (KG)		PERUB	NILAI FOB (US \$)		PERUB
	JAN-SEP 2005	JAN-SEP 2006	%	JAN-SEP 2005	JAN-SEP 2006	%
(1)	(2)	(3)	(4)	(5)	(6)	(7)
VIET NAM	30,400	281,294	825.31	30,807	137,948	347.78
INDIA	68,187	31,727	-53.47	38,911	7,239	-81.4
PAKISTAN	0	5,005	-	0	7,500	-
TURKEY	0	1,335	-	0	4,245	-
CONGO	0	1	-	0	39	-
SOUTH AFRICA	275	297	8	263	594	125.86
AUSTRALIA	38,986	261	-99.33	33,237	969	-97.08
NEW ZEALAND	209	101	-51.67	891	290	-67.45
NEW CALEDONIA	48	0	-100	42	0	-100
FIJI	3	23	666.67	8	15	87.5
UNITED STATES	40,360	948	-97.65	9,169	2,014	-78.03
CANADA	312	375	20.19	358	1,330	271.51
BRAZIL	114	120	5.26	175	189	8
PUERTO RICO	152	0	-100	324	0	-100
COSTA RICA	20,455	0	-100	2,331	0	-100
BERMUDA	0	6	-	0	67	-
FRENCH POLYNESIA	431	0	-100	757	0	-100
NETHERLANDS ANTILLES	375	0	-100	1,461	0	-100
UNITED KINGDOM	2	3,176	158700	5	18,927	378440
NETHERLANDS	249	15	-93.98	393	355	-9.67
FRANCE	4,615	54,233	1075.15	8,150	10,612	30.21
GERMANY, FED. REP. OF	10,080	17,032	68.97	14,114	8,903	-36.92
BELGIUM	4,415	0	-100	6,610	0	-100
SWITZERLAND	33,500	0	-100	3,155	0	-100
NORWAY	187	0	-100	1,832	0	-100
SWEDEN	0	79	-	0	449	-
IRELAND	0	49	-	0	218	-
ITALY	73,400	125,392	70.83	161,109	224,726	39.49
SPAIN	2,055	212	-89.68	1,523	1,443	-5.25
GREECE	0	20	-	0	266	-
HUNGARY	11	0	-100	22	0	-100
BULGARIA	72	0	-100	76	0	-100
CROATIA	0	66	-	0	213	-
SLOVENIA	0	118	-	0	220	-
TANAMAN OBAT	7,481,073	4,267,645	-42.95	5,412,059	4,645,010	-14.17
JAPAN	23,409	22,482	-3.96	100,364	111,225	10.82
HONG KONG	677,791	161,833	-76.12	352,824	66,363	-81.19
KOREA, REPUBLIC OF	53,720	22,195	-58.68	39,364	23,532	-40.22
TAIWAN	3,068,061	1,255,508	-59.08	1,234,517	504,753	-59.11
CHINA	501,167	183,106	-63.46	117,806	25,285	-78.54
THAILAND	90,189	1,154	-98.72	105,402	5,916	-94.39
SINGAPORE	1,204,223	954,202	-20.76	1,308,721	1,425,374	8.91
MALAYSIA	232,482	92,526	-60.2	181,874	63,029	-65.34
BRUNEI DARUSSALAM	1,816	0	-100	33,426	0	-100
VIET NAM	273,250	0	-100	139,168	0	-100
INDIA	171,736	243,871	42	181,655	355,989	95.97
PAKISTAN	49,439	0	-100	9,562	0	-100
BANGLADESH	32,123	75,600	135.35	15,223	7,938	-47.86
SRI LANKA	530	0	-100	4,394	0	-100
IRAN (ISLAMIC REPUBLIC OF)	132	0	-100	250	0	-100
SAUDI ARABIA	415,363	475,405	14.46	541,295	1,084,910	100.43
YEMEN	363	3,410	839.39	1,041	2,950	183.38
TURKEY	159	0	-100	4,336	0	-100
UNITED ARAB EMIRATES	189,961	223,306	17.55	71,377	110,418	54.7
QATAR	0	200	-	0	3,000	-
BAHRAIN	0	1,500	-	0	7,500	-
SUDAN	38,000	95,000	150	5,000	30,755	515.1
GHANA	0	144,834	-	0	169,152	-
CAMEROON	0	42,000	-	0	43,900	-
MALI	1,093	0	-100	32,817	0	-100
BENIN	54,000	76,000	40.74	8,100	13,300	64.2
MAURITIUS	376	0	-100	868	0	-100
AUSTRALIA	50	25	-50	1,108	183	-83.48
NEW CALEDONIA	0	47	-	0	120	-
COOK ISLANDS	5,403	0	-100	2,170	0	-100
UNITED STATES	150,405	1,460	-99.03	136,432	3,640	-97.33
CANADA	528	320	-39.39	10,045	1,410	-85.96
PANAMA	20	0	-100	909	0	-100
SURINAME	435	264	-39.31	9,952	2,746	-72.41
BRAZIL	107	0	-100	2,293	0	-100
NETHERLANDS	673	6,679	892.42	8,696	11,021	26.74
FRANCE	20,246	4,912	-75.74	240,147	133,468	-44.42

TABEL 5. PERKEMBANGAN EKSPOR INDONESIA MENURUT KOMODITI DAN NEGARA TUJUAN

JENIS BARANG	BERAT BERSIH (KG)		PERUB	NILAI FOB (US \$)		PERUB
	JAN-SEP 2005	JAN-SEP 2006	%	JAN-SEP 2005	JAN-SEP 2006	%
(1)	(2)	(3)	(4)	(5)	(6)	(7)
GERMANY, FED. REP. OF	79,197	109,207	37.89	135,753	186,625	37.47
SWITZERLAND	1,247	0	-100	36,118	0	-100
SWEDEN	0	19,000	-	0	3,800	-
ITALY	7,000	5,000	-28.57	9,584	78,000	713.86
SPAIN	7,000	0	-100	14,017	0	-100
GREECE	605	0	-100	15,766	0	-100
POLAND	100	0	-100	2,300	0	-100
UKRAINE	12,009	0	-100	14,411	0	-100
LITHUANIA	6,432	0	-100	8,362	0	-100
LATVIA	39,020	0	-100	56,061	0	-100
MALTA	0	194	-	0	1,394	-
RUSSIA FEDERATION	71,213	46,405	-34.84	218,551	167,314	-23.44
-GANGGANG LAUT	46,481,993	68,100,844	46.51	24,041,771	33,425,731	39.03
JAPAN	224,635	262,587	16.89	1,627,746	2,321,472	42.62
HONG KONG	4,285,702	13,690,907	219.46	1,276,754	4,074,487	219.13
KOREA, REPUBLIC OF	2,959,409	2,151,013	-27.32	1,740,518	1,239,069	-28.81
TAIWAN	285,887	346,368	21.16	55,212	117,916	113.57
CHINA	15,843,642	25,137,633	58.66	4,400,059	7,964,530	81.01
THAILAND	186,262	152,878	-17.92	177,506	189,094	6.53
SINGAPORE	43,421	66,020	52.05	408,931	377,654	-7.65
PHILIPPINES	4,417,249	6,889,462	55.97	2,364,577	3,727,566	57.64
MALAYSIA	116,691	865,282	641.52	71,208	624,377	776.84
BRUNEI DARUSSALAM	132	0	-100	283	0	-100
VIET NAM	245,649	2,417,257	884.03	172,673	743,247	330.44
SRI LANKA	0	40,000	-	0	6,800	-
UNITED ARAB EMIRATES	6,125	137	-97.76	4,200	328	-92.19
MOROCCO	115,350	73,999	-35.85	436,438	44,370	-89.83
TUNISIA	799,611	386,150	-51.71	490,903	226,525	-53.86
MADAGASCAR	25,000	0	-100	5,000	0	-100
GHANA	0	1,552	-	0	1,900	-
SOUTH AFRICA	8,000	0	-100	11,200	0	-100
RWANDA	0	7,704	-	0	722	-
AUSTRALIA	531,000	352,000	-33.71	466,500	695,000	48.98
NEW ZEALAND	18,000	0	-100	11,700	0	-100
UNITED STATES	935,750	4,215,132	350.45	1,041,846	2,653,418	154.68
CANADA	0	220,500	-	0	122,500	-
MEXICO	88,000	43,942	-50.07	48,400	17,577	-63.68
PANAMA	0	68,000	-	0	44,200	-
CURACAO	149,804	0	-100	99,257	0	-100
CHILE	1,620,194	2,141,939	32.2	609,572	1,176,578	93.02
ARGENTINA	320,050	600,000	87.47	118,497	303,750	156.34
BRAZIL	1,323,701	1,018,884	-23.03	713,910	611,157	-14.39
DOMINICA	62,000	0	-100	42,160	0	-100
FALKLAND ISLANDS (MALVINAS)	0	147,900	-	0	86,521	-
UNITED KINGDOM	701,536	589,679	-15.94	1,493,849	1,648,830	10.37
NETHERLANDS	60,000	40,000	-33.33	229,000	148,000	-35.37
FRANCE	2,769,973	495,800	-82.1	653,206	441,100	-32.47
GERMANY, FED. REP. OF	657,973	314,000	-52.28	835,547	681,900	-18.39
BELGIUM	212,100	230,000	8.44	309,015	585,450	89.46
SWITZERLAND	75,000	0	-100	7,500	0	-100
DENMARK	3,285,133	1,636,961	-50.17	1,978,156	666,058	-66.33
ITALY	0	55,867	-	0	9,226	-
SPAIN	3,770,484	3,011,891	-20.12	1,807,266	1,291,029	-28.56
PORTUGAL	212,530	261,000	22.81	80,132	118,770	48.22
POLAND	63,000	42,000	-33.33	118,650	87,150	-26.55
LITHUANIA	63,000	105,000	66.67	134,400	298,200	121.88
RUSSIA FEDERATION	0	21,400	-	0	79,260	-
-IJUK DAN SEBANGSANYA	15,867,429	14,921,340	-5.96	2,319,790	2,312,935	-0.3
JAPAN	1,888	1,553	-17.74	6,116	4,322	-29.33
KOREA, REPUBLIC OF	0	1,078	-	0	372	-
TAIWAN	111,683	49,384	-55.78	90,141	42,053	-53.35
CHINA	44,126	56,463	27.96	96,378	87,205	-9.52
THAILAND	0	9,150	-	0	2,663	-
SINGAPORE	16,486	148,810	802.64	11,881	69,612	485.91
MALAYSIA	152,394	313,123	105.47	15,419	63,788	313.7
INDIA	149,000	72,000	-51.68	17,780	13,470	-24.24
PAKISTAN	15,208,837	14,175,579	-6.79	1,917,139	1,862,756	-2.84
SRI LANKA	8,200	500	-93.9	6,038	950	-84.27
JORDAN	0	8,625	-	0	4,140	-
SOUTH AFRICA	2	0	-100	9	0	-100
AUSTRALIA	1,999	3,027	51.43	4,626	6,682	44.44

TABEL 5. PERKEMBANGAN EKSPOR INDONESIA MENURUT KOMODITI DAN NEGARA TUJUAN

JENIS BARANG	BERAT BERSIH (KG)		PERUB	NILAI FOB (US \$)		PERUB
	JAN-SEP 2005	JAN-SEP 2006	%	JAN-SEP 2005	JAN-SEP 2006	%
(1)	(2)	(3)	(4)	(5)	(6)	(7)
COOK ISLANDS	1	0	-100	3	0	-100
UNITED STATES	100,023	0	-100	16,069	0	-100
UNITED KINGDOM	3,872	13,553	250.03	16,140	31,756	96.75
NETHERLANDS	15,200	29,498	94.07	29,185	57,955	98.58
FRANCE	936	0	-100	2,159	0	-100
GERMANY, FED. REP. OF	39,610	12,999	-67.18	67,548	19,215	-71.55
BELGIUM	12,998	25,998	100.02	22,016	45,996	108.92
ITALY	174	0	-100	1,143	0	-100
-LAINNYA	7,191,282	10,403,504	44.67	3,007,702	3,951,901	31.39
JAPAN	64,945	35,200	-45.8	218,394	29,368	-86.55
HONG KONG	41,307	235	-99.43	11,916	164	-98.62
KOREA, REPUBLIC OF	53,702	51,543	-4.02	38,112	22,355	-41.34
TAIWAN	3,838,084	7,218,314	88.07	1,191,106	2,792,268	134.43
CHINA	1,420,272	1,434,624	1.01	132,208	165,956	25.53
THAILAND	996	585,498	58684.94	5,972	30,993	418.97
SINGAPORE	374,567	27,209	-92.74	83,236	12,538	-84.94
PHILIPPINES	166,000	0	-100	19,900	0	-100
MALAYSIA	357,402	317,439	-11.18	141,185	121,857	-13.69
VIET NAM	0	1,321	-	0	656	-
MALDIVES	0	1,915	-	0	20,885	-
INDIA	49,565	1,496	-96.98	40,210	2,501	-93.78
IRAN (ISLAMIC REPUBLIC OF)	0	489	-	0	694	-
SAUDI ARABIA	55,093	67,559	22.63	12,977	19,208	48.02
LEBANON	247	0	-100	742	0	-100
OMAN	0	250	-	0	606	-
TURKEY	343	24,740	7112.83	1,062	7,141	572.41
UNITED ARAB EMIRATES	1,764	232	-86.85	4,221	2,113	-49.94
BAHRAIN	30,000	44,000	46.67	1,900	44,421	2237.95
CYPRUS	25	0	-100	40	0	-100
EGYPT	21	0	-100	57	0	-100
REUNION	726	979	34.85	2,024	1,676	-17.19
NIGERIA	212,000	112,000	-47.17	81,620	49,430	-39.44
GABON	438	0	-100	1,720	0	-100
U.S. VIRGIN ISLANDS	21	0	-100	35	0	-100
SEYCHELLES	20	0	-100	20	0	-100
SOUTH AFRICA	1,143	3,287	187.58	837	2,460	193.91
MAURITIUS	0	12,134	-	0	2,154	-
AUSTRALIA	147,679	133,726	-9.45	199,301	156,169	-21.64
NEW ZEALAND	544	938	72.43	1,795	1,689	-5.91
GUAM	742	1,057	42.45	2,669	6,751	152.94
NEW CALEDONIA	542	127	-76.57	742	1,096	47.71
NORTHERN MARIANA ISLANDS	80	708	785	138	1,226	788.41
VANUATU	0	535	-	0	221	-
FIJI	5,811	0	-100	26,628	0	-100
MARSHALL ISLANDS	0	338	-	0	23	-
UNITED STATES	216,503	68,116	-68.54	546,031	225,152	-58.77
CANADA	832	10,400	1150	1,194	15,293	1180.82
MEXICO	3,328	4,030	21.09	6,511	2,572	-60.5
CHILE	2,073	0	-100	3,645	0	-100
ARGENTINA	0	863	-	0	706	-
BRAZIL	148	1,186	701.35	131	2,330	1678.63
COLOMBIA	2,655	0	-100	1,932	0	-100
URUGUAY	58	1,340	2210.34	206	1,018	394.17
PERU	1,137	0	-100	2,678	0	-100
BAHAMAS	0	4,787	-	0	1,875	-
BELIZE	0	30	-	0	151	-
DOMINICAN REPUBLIC	127	367	188.98	132	151	14.39
COSTA RICA	0	22	-	0	15	-
BARBADOS	0	42	-	0	28	-
ARUBA	432	0	-100	1,007	0	-100
CAYMAN ISLANDS	160	0	-100	1,300	0	-100
NETHERLANDS ANTILLES	0	127	-	0	111	-
TURKS AND CAICOS ISLANDS	0	481	-	0	1,479	-
GUADELOUPE	0	173	-	0	203	-
UNITED KINGDOM	8,076	5,883	-27.15	24,439	15,018	-38.55
NETHERLANDS	13,224	2,661	-79.88	11,801	7,402	-37.28
FRANCE	18,232	5,297	-70.95	78,153	4,940	-93.68
GERMANY, FED. REP. OF	15,548	17,373	11.74	15,483	24,268	56.74
AUSTRIA	95	2	-97.89	241	13	-94.61
BELGIUM	14,484	73,686	408.74	1,714	8,953	422.35
SWITZERLAND	4,324	3,366	-22.16	18,878	2,977	-84.23
DENMARK	8,810	6,477	-26.48	11,563	6,257	-45.89

TABEL 5. PERKEMBANGAN EKSPOR INDONESIA MENURUT KOMODITI DAN NEGARA TUJUAN

JENIS BARANG	BERAT BERSIH (KG)		PERUB	NILAI FOB (US \$)		PERUB
	JAN-SEP 2005	JAN-SEP 2006	%	JAN-SEP 2005	JAN-SEP 2006	%
(1)	(2)	(3)	(4)	(5)	(6)	(7)
NORWAY	4,270	61	-98.57	10,790	58	-99.46
SWEDEN	3	0	-100	3	0	-100
FINLAND	149	1,107	642.95	200	933	366.5
IRELAND	0	1,054	-	0	1,455	-
ITALY	32,648	24,103	-26.17	15,714	32,606	107.5
SPAIN	11,927	2,796	-76.56	19,253	5,529	-71.28
PORTUGAL	321	5,503	1614.33	372	24,854	6581.18
ICELAND	422	0	-100	526	0	-100
GREECE	1,562	49,309	3056.79	4,641	41,126	786.15
HUNGARY	4,730	20,117	325.31	3,879	9,981	157.31
POLAND	657	10,976	1570.62	3,722	10,230	174.85
BULGARIA	144	0	-100	160	0	-100
YUGOSLAVIA	0	116	-	0	257	-
LITHUANIA	111	0	-100	611	0	-100
CROATIA	0	33	-	0	507	-
SLOVENIA	0	1,207	-	0	2,401	-
CZECH REPUBLIC	13	2,304	17623.08	25	4,130	16420
RUSSIA FEDERATION	0	216	-	0	303	-
-MUTIARA	13,059	963	-92.63	8,268,677	9,877,416	19.46
JAPAN	412	449	8.98	3,178,569	4,128,298	29.88
HONG KONG	12,223	35	-99.71	229,442	104,448	-54.48
KOREA, REPUBLIC OF	0	3	-	0	44,373	-
CHINA	9	1	-88.89	37,890	310	-99.18
THAILAND	0	2	-	0	7,378	-
SINGAPORE	29	70	141.38	72,580	52,481	-27.69
SAUDI ARABIA	23	0	-100	5,565	0	-100
UNITED ARAB EMIRATES	0	2	-	0	8,346	-
REUNION	9	0	-100	410	0	-100
AUSTRALIA	276	370	34.06	4,694,016	5,516,880	17.53
NEW ZEALAND	55	0	-100	2,632	0	-100
NEW CALEDONIA	3	0	-100	45,000	0	-100
UNITED STATES	12	31	158.33	2,101	14,902	609.28
BERMUDA	4	0	-100	32	0	-100
ITALY	4	0	-100	440	0	-100
-LAINNYA	103,589,168	139,181,050	34.36	60,705,879	57,361,375	-5.51
JAPAN	10,506,002	9,529,909	-9.29	6,771,829	9,829,218	45.15
HONG KONG	1,125,741	3,112,187	176.46	1,144,607	2,995,545	161.71
KOREA, DEMOCRATIC PEOPLE'S R	0	60	-	0	259	-
KOREA, REPUBLIC OF	6,804,175	6,939,829	1.99	2,798,194	3,239,019	15.75
TAIWAN	2,563,556	1,672,254	-34.77	977,830	1,072,980	9.73
CHINA	2,667,056	2,337,897	-12.34	996,240	1,252,272	25.7
THAILAND	51,022	461,203	803.93	179,025	439,909	145.72
SINGAPORE	22,671,546	13,937,530	-38.52	25,695,806	13,955,313	-45.69
PHILIPPINES	12,979,191	17,998,786	38.67	3,330,641	2,426,985	-27.13
MALAYSIA	37,159,635	23,772,351	-36.03	6,737,880	6,628,364	-1.63
MYANMAR (FORM. BURMA)	25	0	-100	15	0	-100
BRUNEI DARUSSALAM	18,363	8,454	-53.96	8,420	12,851	52.62
VIET NAM	18,904	884,677	4579.84	67,769	337,191	397.56
MALDIVES	20,037	97,006	384.13	16,604	51,585	210.68
INDIA	2,578,082	50,008,572	1839.76	1,581,037	1,290,175	-18.4
PAKISTAN	53,239	52,037	-2.26	36,704	41,057	11.86
BANGLADESH	25,920	0	-100	7,868	0	-100
SRI LANKA	7,457	177,421	2279.25	36,220	291,361	704.42
IRAN (ISLAMIC REPUBLIC OF)	148,720	136	-99.91	51,480	201	-99.61
SAUDI ARABIA	18,457	2,130	-88.46	41,398	8,577	-79.28
KUWAIT	86,289	56,585	-34.42	26,654	27,892	4.64
JORDAN	1,773	171,263	9559.5	4,843	107,501	2119.72
LEBANON	18	504	2700	34	1,779	5132.35
YEMEN	0	6,814	-	0	4,310	-
SYRIA ARAB REPUBLIC	42	50	19.05	208	45	-78.37
TURKEY	17,093	66,379	288.34	44,851	41,617	-7.21
UNITED ARAB EMIRATES	62,756	96,958	54.5	86,209	111,323	29.13
BAHRAIN	78	307	293.59	468	921	96.79
CYPRUS	49,557	84,743	71	8,018	30,742	283.41
EGYPT	57,892	0	-100	62,507	0	-100
MOROCCO	34,005	22,687	-33.28	22,543	25,104	11.36
TUNISIA	26	62,952	242023.08	36	118,704	329633.33
KENYA	0	878	-	0	99	-
REUNION	1,367	272	-80.1	375	185	-50.67
MOZAMBIQUE	0	55	-	0	866	-
BOTSWANA	0	6	-	0	13	-

TABEL 5. PERKEMBANGAN EKSPOR INDONESIA MENURUT KOMODITI DAN NEGARA TUJUAN

JENIS BARANG	BERAT BERSIH (KG)		PERUB	NILAI FOB (US \$)		PERUB
	JAN-SEP 2005	JAN-SEP 2006	%	JAN-SEP 2005	JAN-SEP 2006	%
(1)	(2)	(3)	(4)	(5)	(6)	(7)
TOGO	0	25,500	-	0	15,555	-
LIBERIA	0	216,000	-	0	125,512	-
GUINEA	0	227,500	-	0	138,775	-
ANGOLA	10	0	-100	100	0	-100
DJIBOUTI	600	0	-100	600	0	-100
SWAZILAND	1	0	-100	37	0	-100
SOUTH AFRICA	17,088	124,469	628.4	27,498	73,239	166.34
MAURITIUS	924	781	-15.48	3,087	4,744	53.68
AUSTRALIA	86,474	126,741	46.57	350,171	351,102	0.27
NEW ZEALAND	2,386	44,191	1752.1	12,583	25,631	103.7
GUAM	0	25	-	0	76	-
PALAU	3,080	0	-100	6,325	0	-100
NEW CALEDONIA	95	1	-98.95	112	22	-80.36
WALLIS AND FUTUNA ISLANDS	0	143	-	0	159	-
COOK ISLANDS	2,064	0	-100	2,624	0	-100
FIJI	9,400	0	-100	33,432	0	-100
TONGA	1,162	0	-100	614	0	-100
EAST TIMOR	23	1,134	4830.43	11	1,910	17263.64
UNITED STATES	1,587,517	2,319,874	46.13	3,539,448	3,884,468	9.75
CANADA	176,431	110,977	-37.1	377,216	501,844	33.04
MEXICO	194	37	-80.93	404	672	66.34
SURINAME	81	119	46.91	2,006	2,773	38.24
CHILE	1,000	3,000	200	11,900	3,750	-68.49
VENEZUELA	718	0	-100	302	0	-100
ARGENTINA	209	814	289.47	378	1,545	308.73
BRAZIL	5,224	2,575	-50.71	3,138	2,325	-25.91
COLOMBIA	515	6,000	1065.05	1,248	30,000	2303.85
URUGUAY	6	8	33.33	28	31	10.71
PERU	23	175	660.87	79	538	581.01
BAHAMAS	0	69	-	0	1,333	-
JAMAICA	0	5,945	-	0	2,260	-
PUERTO RICO	0	1	-	0	2	-
DOMINICAN REPUBLIC	0	264	-	0	3,057	-
COSTA RICA	135	8	-94.07	135	13	-90.37
HAITI	17,836	0	-100	17,123	0	-100
FRENCH POLYNESIA	133	40	-69.92	358	306	-14.53
MARTINIQUE	0	37	-	0	223	-
NETHERLANDS ANTILLES	303	12,023	3867.99	3,700	5,697	53.97
TURKS AND CAICOS ISLANDS	0	69	-	0	1,333	-
UNITED KINGDOM	129,823	150,127	15.64	303,199	275,749	-9.05
NETHERLANDS	479,696	659,323	37.45	1,188,618	1,824,819	53.52
FRANCE	152,992	285,876	86.86	247,180	705,657	185.48
GERMANY, FED. REP. OF	295,379	1,626,800	450.75	914,728	1,679,444	83.6
AUSTRIA	91,085	2,026	-97.78	47,077	13,648	-71.01
BELGIUM	50,818	19,292	-62.04	88,713	19,861	-77.61
SWITZERLAND	5,618	5,560	-1.03	5,964	22,256	273.17
DENMARK	377,581	372,008	-1.48	1,873,893	1,860,264	-0.73
NORWAY	3,525	3,665	3.97	9,056	10,333	14.1
SWEDEN	4,992	8,001	60.28	11,756	13,532	15.11
FINLAND	1,761	3,211	82.34	1,684	26,999	1503.27
IRELAND	0	12,250	-	0	26,756	-
ITALY	196,700	283,339	44.05	687,523	562,940	-18.12
SPAIN	53,468	50,682	-5.21	79,116	182,698	130.92
PORTUGAL	7,493	21,319	184.52	7,262	16,851	132.04
GREECE	34,132	38,138	11.74	18,584	20,297	9.22
HUNGARY	5,406	4,967	-8.12	8,774	36,575	316.86
POLAND	7,969	34,724	335.74	11,377	53,900	373.76
ROMANIA	283	385	36.04	1,014	1,089	7.4
BULGARIA	0	176	-	0	187	-
KAZAKHSTAN	79	0	-100	150	0	-100
UKRAINE	1,782	2,748	54.21	2,581	3,440	33.28
LITHUANIA	2,046	3,148	53.86	4,293	7,276	69.49
ESTONIA	432	768,936	177894.44	964	435,155	45040.56
GEORGIA	749	0	-100	110	0	-100
CROATIA	283	945	233.92	1,023	1,966	92.18
MALTA	82	114	39.02	365	417	14.25
SLOVENIA	40	0	-100	266	0	-100
CZECH REPUBLIC	5,780	4,663	-19.33	25,285	16,229	-35.82
FAEROE ISLANDS	3,700	0	-100	8,448	0	-100
RUSSIA FEDERATION	33,818	27,215	-19.53	25,906	20,179	-22.11
-KAYU LAPIS	1,750,380,419	1,464,724,029	-16.32	1,089,226,894	1,037,699,706	-4.73
JAPAN	700,310,523	585,069,412	-16.46	455,345,486	488,839,454	7.36

TABEL 5. PERKEMBANGAN EKSPOR INDONESIA MENURUT KOMODITI DAN NEGARA TUJUAN

JENIS BARANG	BERAT BERSIH (KG)		PERUB	NILAI FOB (US \$)		PERUB
	JAN-SEP 2005	JAN-SEP 2006	%	JAN-SEP 2005	JAN-SEP 2006	%
(1)	(2)	(3)	(4)	(5)	(6)	(7)
HONG KONG	27,404,697	15,083,992	-44.96	14,236,003	9,326,012	-34.49
KOREA, DEMOCRATIC PEOPLE'S RI	175,677	0	-100	108,773	0	-100
KOREA, REPUBLIC OF	107,208,539	134,644,834	25.59	67,700,125	48,177,892	-28.84
TAIWAN	117,859,273	65,159,905	-44.71	54,554,926	33,890,671	-37.88
CHINA	146,847,328	117,435,570	-20.03	80,373,354	69,780,511	-13.18
THAILAND	13,461,043	1,683,468	-87.49	5,790,745	919,991	-84.11
SINGAPORE	20,417,894	15,256,068	-25.28	10,882,881	10,157,406	-6.67
PHILIPPINES	13,021	16,603	27.51	16,990	9,280	-45.38
MALAYSIA	2,455,991	3,402,960	38.56	1,436,631	2,435,796	69.55
VIET NAM	406,784	176,785	-56.54	386,781	112,883	-70.81
MALDIVES	93,348	9,233	-90.11	60,962	10,803	-82.28
INDIA	839,300	2,134,864	154.36	431,026	1,281,818	197.39
PAKISTAN	89,186	48,996	-45.06	52,234	22,605	-56.72
BANGLADESH	187,500	0	-100	52,744	0	-100
SRI LANKA	120,084	14,000	-88.34	71,225	7,140	-89.98
IRAQ	0	46,368	-	0	27,606	-
IRAN (ISLAMIC REPUBLIC OF)	1,241,251	1,168,322	-5.88	899,813	852,044	-5.31
SAUDI ARABIA	86,434,074	113,466,778	31.28	55,653,639	71,902,686	29.2
KUWAIT	25,431,688	14,471,899	-43.1	18,047,738	11,159,792	-38.17
JORDAN	36,920,638	25,178,597	-31.8	25,641,772	17,721,349	-30.89
LEBANON	3,321,642	2,134,232	-35.75	2,004,535	1,388,381	-30.74
YEMEN	11,320,129	3,519,497	-68.91	5,134,240	1,797,307	-64.99
OMAN	1,917,855	7,625,444	297.6	1,103,695	4,798,702	334.79
SYRIA ARAB REPUBLIC	3,400,722	185,311	-94.55	1,909,482	106,105	-94.44
TURKEY	4,403,700	6,424,860	45.9	2,350,578	3,736,888	58.98
UNITED ARAB EMIRATES	77,981,791	89,761,082	15.11	46,476,944	58,529,004	25.93
QATAR	10,431,969	13,827,245	32.55	6,610,207	9,239,474	39.78
BAHRAIN	3,432,557	2,779,490	-19.03	2,225,548	1,861,890	-16.34
EGYPT	14,543,717	9,043,092	-37.82	7,658,751	5,490,049	-28.32
LIBYAN ARAB JAMAHIRIYA	1,664,729	465,677	-72.03	841,476	258,972	-69.22
MOROCCO	0	518,174	-	0	332,865	-
TUNISIA	24,000	0	-100	50,398	0	-100
ALGERIA	37,234,596	12,996,298	-65.1	20,795,098	5,862,370	-71.81
SUDAN	128,956	0	-100	47,087	0	-100
TOGO	3,951	0	-100	109,000	0	-100
ANGOLA	0	189,455	-	0	103,899	-
CAMEROON	0	102,210	-	0	71,640	-
GABON	32,614	0	-100	32,205	0	-100
SEYCHELLES	16	0	-100	14	0	-100
SOUTH AFRICA	198,687	54,775	-72.43	110,479	38,511	-65.14
MAURITIUS	152,145	38,074	-74.98	93,597	26,353	-71.84
AUSTRALIA	13,132,629	16,601,556	26.41	11,412,628	15,634,125	36.99
NEW ZEALAND	418,320	189,027	-54.81	346,242	186,860	-46.03
NEW CALEDONIA	52	0	-100	81	0	-100
EAST TIMOR	79	0	-100	46	0	-100
UNITED STATES	143,899,362	116,426,628	-19.09	91,007,384	91,798,540	0.87
CANADA	3,329,782	3,292,265	-1.13	2,441,217	2,728,466	11.77
MEXICO	6,696,225	7,175,310	7.15	4,847,033	4,897,683	1.04
GUATEMALA	0	19,840	-	0	24,800	-
PANAMA	51,668	0	-100	34,707	0	-100
CURACAO	0	64,320	-	0	35,449	-
BRAZIL	113,472	162,608	43.3	82,086	105,383	28.38
COLOMBIA	2,384	0	-100	2,614	0	-100
TRINIDAD AND TOBAGO	52,022	76,211	46.5	34,603	56,089	62.09
JAMAICA	420,468	275,707	-34.43	315,747	226,595	-28.24
PUERTO RICO	409,773	145,970	-64.38	432,760	144,136	-66.69
BELIZE	0	12,400	-	0	12,400	-
DOMINICAN REPUBLIC	24,800	0	-100	24,304	0	-100
EL SALVADOR	43,567	0	-100	43,242	0	-100
COSTA RICA	54,600	0	-100	20,292	0	-100
ANTIGUA AND BARBUDA	869,004	24,800	-97.15	600,722	27,776	-95.38
UNITED KINGDOM	29,968,848	14,550,181	-51.45	19,703,078	10,344,646	-47.5
NETHERLANDS	25,229,696	17,479,515	-30.72	20,018,798	14,294,184	-28.6
FRANCE	4,547,863	1,568,405	-65.51	3,156,193	1,243,744	-60.59
GERMANY, FED. REP. OF	20,339,695	12,634,942	-37.88	16,090,876	11,579,017	-28.04
BELGIUM	35,018,235	24,620,210	-29.69	23,692,517	20,043,650	-15.4
DENMARK	1,393,154	106,746	-92.34	1,211,768	104,939	-91.34
NORWAY	482,060	495,297	2.75	435,838	434,524	-0.3
SWEDEN	517,098	511,037	-1.17	293,118	410,734	40.13
FINLAND	90,000	0	-100	47,938	0	-100
IRELAND	8,250	0	-100	12,045	0	-100
ITALY	4,381,666	3,979,396	-9.18	2,988,612	2,940,408	-1.61
SPAIN	135,000	0	-100	108,539	0	-100

TABEL 5. PERKEMBANGAN EKSPOR INDONESIA MENURUT KOMODITI DAN NEGARA TUJUAN

JENIS BARANG	BERAT BERSIH (KG)		PERUB	NILAI FOB (US \$)		PERUB
	JAN-SEP 2005	JAN-SEP 2006	%	JAN-SEP 2005	JAN-SEP 2006	%
(1)	(2)	(3)	(4)	(5)	(6)	(7)
PORTUGAL	0	34,881	-	0	47,354	-
GREECE	343,460	11,145	-96.76	266,181	7,574	-97.15
ANDORRA	0	35,162	-	0	23,106	-
UKRAINE	0	16,200	-	0	11,893	-
LATVIA	19,359	12,402	-35.94	28,202	14,898	-47.17
BOSNIA AND HERZEGOVINA	37,812	0	-100	37,450	0	-100
MALTA	168,471	23,268	-86.19	147,570	18,430	-87.51
SLOVENIA	69,930	0	-100	45,281	0	-100
RUSSIA FEDERATION	0	45,030	-	0	24,154	-
-KAYU GERGAJIAN	282,328,507	355,074,922	25.77	212,076,881	297,642,087	40.35
JAPAN	63,786,291	74,603,709	16.96	67,890,389	79,152,743	16.59
HONG KONG	2,899,671	1,263,726	-56.42	1,458,121	789,917	-45.83
KOREA, DEMOCRATIC PEOPLE'S R	0	21,512	-	0	19,048	-
KOREA, REPUBLIC OF	26,483,110	31,137,225	17.57	18,846,025	23,598,974	25.22
TAIWAN	63,468,248	71,956,050	13.37	25,771,178	37,241,790	44.51
CHINA	37,367,826	51,029,907	36.56	13,152,794	23,002,824	74.89
MACAU	0	7,234	-	0	9,159	-
THAILAND	347,909	379,804	9.17	409,956	411,724	0.43
SINGAPORE	3,072,212	6,072,903	97.67	2,015,518	3,755,406	86.32
PHILIPPINES	5,250	39,875	659.52	9,996	39,781	297.97
MALAYSIA	11,878,819	10,954,310	-7.78	5,385,683	6,492,700	20.55
VIET NAM	2,789,535	7,579,560	171.71	1,005,840	3,037,457	201.98
INDIA	0	111,130	-	0	77,510	-
SRI LANKA	4,500	5,361	19.13	4,901	5,400	10.18
SAUDI ARABIA	430,910	500,625	16.18	299,200	428,991	43.38
KUWAIT	328,020	1,891,318	476.59	175,018	1,544,065	782.23
JORDAN	1,468,905	6,149,840	318.67	1,111,830	5,421,444	387.61
LEBANON	0	1,100,017	-	0	765,310	-
TURKEY	0	9,047	-	0	21,243	-
UNITED ARAB EMIRATES	25,376	248,768	880.33	21,100	455,359	2058.1
QATAR	17,010	61,776	263.17	21,735	50,332	131.57
BAHRAIN	0	222,045	-	0	152,358	-
CYPRUS	10,500	0	-100	13,246	0	-100
EGYPT	93,355	4,336,824	4545.52	91,449	2,630,299	2776.25
LIBYAN ARAB JAMAHIRIYA	1,097	646,662	58848.22	5,902	594,040	9965.06
ALGERIA	0	305,062	-	0	275,056	-
KENYA	0	21,196	-	0	18,913	-
REUNION	12,936	12,514	-3.26	19,291	17,333	-10.15
SOUTH AFRICA	500,485	2,670,024	433.49	447,908	2,932,543	554.72
COMOROS	71,738	0	-100	25,679	0	-100
MAURITIUS	0	733	-	0	327	-
AUSTRALIA	360,352	4,133,482	1047.07	424,179	4,201,585	890.52
NEW ZEALAND	56,774	382,128	573.07	66,155	232,705	251.76
NAURU	0	20,645	-	0	40,058	-
NEW CALEDONIA	0	15,562	-	0	10,441	-
TOKELAU	0	12,269	-	0	8,256	-
UNITED STATES	1,371,917	5,128,076	273.79	1,555,887	5,110,661	228.47
CANADA	277,358	477,067	72	296,902	471,757	58.89
GUATEMALA	533,674	326,809	-38.76	259,924	142,833	-45.05
VENEZUELA	0	34,189	-	0	26,342	-
BRAZIL	0	21,801	-	0	16,569	-
COSTA RICA	47,708	0	-100	72,743	0	-100
FRENCH POLYNESIA	11,392	51,875	355.36	5,699	36,232	535.76
NETHERLANDS ANTILLES	0	48,964	-	0	89,490	-
GUADELOUPE	0	10,550	-	0	16,182	-
UNITED KINGDOM	201,973	1,169,523	479.05	315,010	2,070,229	557.19
NETHERLANDS	13,500,444	20,471,522	51.64	15,104,522	26,486,859	75.36
FRANCE	586,767	1,694,520	188.79	834,097	2,052,349	146.06
GERMANY, FED. REP. OF	30,595,879	30,482,422	-0.37	32,949,940	41,882,984	27.11
BELGIUM	3,367,147	4,571,058	35.75	3,573,722	5,604,351	56.82
SWITZERLAND	0	11,913	-	0	8,934	-
LUXEMBOURG	21,104	22,142	4.92	32,816	40,458	23.29
DENMARK	409,145	605,927	48.1	461,082	759,860	64.8
NORWAY	1,809	0	-100	16,950	0	-100
SWEDEN	90	112,815	125250	6	107,652	1794100
FINLAND	12,141	68,827	466.9	11,575	79,747	588.96
IRELAND	0	53,987	-	0	153,998	-
ITALY	11,409,957	7,732,641	-32.23	12,097,825	8,839,044	-26.94
SPAIN	101,774	282,296	177.38	100,328	434,938	333.52
PORTUGAL	16,726	13,267	-20.68	20,045	19,681	-1.82
GREECE	874,005	368,650	-57.82	1,099,507	589,539	-46.38
HUNGARY	5	0	-100	26	0	-100

TABEL 5. PERKEMBANGAN EKSPOR INDONESIA MENURUT KOMODITI DAN NEGARA TUJUAN

JENIS BARANG	BERAT BERSIH (KG)		PERUB	NILAI FOB (US \$)		PERUB
	JAN-SEP 2005	JAN-SEP 2006	%	JAN-SEP 2005	JAN-SEP 2006	%
(1)	(2)	(3)	(4)	(5)	(6)	(7)
POLAND	2,973,019	3,195,734	7.49	4,008,054	4,977,536	24.19
ROMANIA	0	23,172	-	0	38,170	-
BULGARIA	105,000	0	-100	121,725	0	-100
UKRAINE	136,238	15,742	-88.45	105,040	8,631	-91.78
GEORGIA	39,800	0	-100	56,940	0	-100
SLOVENIA	216,554	83,457	-61.46	264,637	74,378	-71.89
CZECH REPUBLIC	33,411	0	-100	36,230	0	-100
RUSSIA FEDERATION	2,641	93,133	3426.43	2,556	67,592	2544.44
-KAYU OLAHAN LAIN	1,666,445,888	1,457,267,257	-12.55	1,085,112,857	1,067,373,563	-1.63
JAPAN	291,959,518	276,517,540	-5.29	160,922,253	116,165,272	-27.81
HONG KONG	38,661,899	28,441,396	-26.44	20,922,040	16,109,284	-23
KOREA, DEMOCRATIC PEOPLE'S RI	0	45	-	0	195	-
KOREA, REPUBLIC OF	110,398,752	73,650,506	-33.29	51,063,922	53,434,265	4.64
TAIWAN	110,009,381	66,451,798	-39.59	33,506,401	24,351,610	-27.32
CHINA	417,910,617	341,643,919	-18.25	126,790,751	104,284,265	-17.75
MACAU	0	504	-	0	2,246	-
PAPUA NEW GUINEA	0	3,909	-	0	4,810	-
THAILAND	2,524,826	1,821,925	-27.84	1,231,993	1,380,853	12.08
SINGAPORE	38,424,240	30,055,382	-21.78	23,141,616	20,102,393	-13.13
PHILIPPINES	9,294,048	13,380,002	43.96	2,039,449	3,982,840	95.29
MALAYSIA	32,315,198	29,919,356	-7.41	13,800,661	15,620,382	13.19
MYANMAR (FORM. BURMA)	1,409	0	-100	4,986	0	-100
CAMBODIA	0	20,461	-	0	45,301	-
BRUNEI DARUSSALAM	208,273	165,578	-20.5	246,338	159,754	-35.15
LAO PEOPLE'S DEMOCRATIC REPU	61,978	0	-100	32,253	0	-100
NEPAL	502	86	-82.87	433	1,065	145.96
VIET NAM	21,857,009	22,772,767	4.19	7,152,081	6,876,945	-3.85
MALDIVES	264,980	458,038	72.86	571,828	1,719,311	200.67
INDIA	1,150,049	9,776,315	750.08	1,139,986	6,628,431	481.45
PAKISTAN	1,589,199	1,911,131	20.26	1,200,409	1,402,037	16.8
BANGLADESH	31,993	46,037	43.9	5,695	10,325	81.3
SRI LANKA	342,671	320,585	-6.45	348,778	382,274	9.6
IRAQ	52,778	0	-100	90,907	0	-100
IRAN (ISLAMIC REPUBLIC OF)	379,746	680,015	79.07	318,862	379,345	18.97
SAUDI ARABIA	43,617,977	27,782,473	-36.3	11,625,883	6,794,723	-41.56
KUWAIT	2,343,445	4,343,942	85.37	922,701	1,394,799	51.16
JORDAN	7,280,128	816,793	-88.78	2,167,063	416,093	-80.8
LEBANON	388,180	87,099	-77.56	146,078	186,827	27.9
YEMEN	4,059,399	2,776,371	-31.61	1,100,530	746,214	-32.2
OMAN	42,842	59,135	38.03	26,433	61,368	132.16
SYRIA ARAB REPUBLIC	6,621,289	10,355,819	56.4	1,163,476	1,394,673	19.87
TURKEY	6,500,506	3,438,148	-47.11	6,448,640	4,281,157	-33.61
UNITED ARAB EMIRATES	6,400,010	18,982,463	196.6	4,225,500	7,559,858	78.91
QATAR	1,769,979	1,727,896	-2.38	541,498	662,844	22.41
BAHRAIN	2,817,792	981,390	-65.17	448,780	348,727	-22.29
CYPRUS	174,289	153,814	-11.75	304,671	282,760	-7.19
EGYPT	15,666,442	10,469,612	-33.17	2,528,832	1,601,680	-36.66
LIBYAN ARAB JAMAHIRIYA	135	46,969	34691.85	173	42,220	24304.62
MOROCCO	12,238	32,499	165.56	12,804	61,450	379.93
TUNISIA	127,907	48,351	-62.2	133,251	78,851	-40.83
ALGERIA	743,321	956,005	28.61	441,262	279,587	-36.64
SUDAN	26,165	46,834	78.99	24,874	100,971	305.93
NAMIBIA	1,626	4,149	155.17	3,287	10,021	204.87
ETHIOPIA	303	745	145.87	265	1,151	334.34
TANZANIA, UNITED REPUBLIC OF	5,403	2,106	-61.02	2,880	6,926	140.49
MADAGASCAR	1,864	25,903	1289.65	3,266	42,567	1203.34
SOMALIA	29,705	16,157	-45.61	59,360	50,505	-14.92
KENYA	4,892	635	-87.02	16,733	953	-94.3
REUNION	622,732	314,175	-49.55	722,121	395,219	-45.27
MOZAMBIQUE	37,560	30,773	-18.07	43,908	13,534	-69.18
BOTSWANA	1,890	4,888	158.62	1,969	9,113	362.82
TOGO	8,000	8,400	5	2,250	14,280	534.67
GHANA	0	4,953	-	0	6,065	-
GUINEA	1,525	0	-100	1,321	0	-100
ANGOLA	686	0	-100	903	0	-100
CONGO	203	26	-87.19	104	472	353.85
NIGERIA	11,314	7,120	-37.07	17,417	12,936	-25.73
GABON	3,765	985	-73.84	6,418	2,358	-63.26
COTE D'IVOIRE	7,940	1,098	-86.17	6,652	1,593	-76.05
SENEGAL	0	2,278	-	0	4,445	-
BENIN	0	122	-	0	288	-
U.S. VIRGIN ISLANDS	13,785	6,140	-55.46	48,124	15,544	-67.7

TABEL 5. PERKEMBANGAN EKSPOR INDONESIA MENURUT KOMODITI DAN NEGARA TUJUAN

JENIS BARANG	BERAT BERSIH (KG)		PERUB	NILAI FOB (US \$)		PERUB
	JAN-SEP 2005	JAN-SEP 2006	%	JAN-SEP 2005	JAN-SEP 2006	%
(1)	(2)	(3)	(4)	(5)	(6)	(7)
SEYCHELLES	10,343	134,271	1198.18	30,422	279,393	818.39
UGANDA	1	0	-100	1	0	-100
CENTRAL AFRICAN REPUBLIC	96,999	0	-100	44,697	0	-100
NIGER	17,475	0	-100	23,008	0	-100
SOUTH AFRICA	15,293,197	11,447,887	-25.14	14,033,407	10,885,821	-22.43
MAURITIUS	243,819	184,259	-24.43	250,948	200,921	-19.94
VIRGIN ISLANDS (BRITISH)	31,981	18,107	-43.38	45,467	11,030	-75.74
AUSTRALIA	70,192,186	68,009,334	-3.11	67,308,128	72,097,282	7.12
NEW ZEALAND	9,031,397	8,412,537	-6.85	7,626,840	7,761,296	1.76
MICRONESIA, FEDERATED STATES	11,179	3,074	-72.5	16,549	6,916	-58.21
GUAM	77,031	122,868	59.5	111,827	279,423	149.87
PALAU	10,419	4,124	-60.42	11,495	5,970	-48.06
NEW CALEDONIA	279,954	855,456	205.57	493,661	887,116	79.7
NORTHERN MARIANA ISLANDS	24,955	30,167	20.89	50,717	43,112	-14.99
SAINT VINCENT AND THE GRENADI	26,534	21,788	-17.89	28,304	14,121	-50.11
VANUATU	11,308	51,320	353.84	10,681	43,992	311.87
WALLIS AND FUTUNA ISLANDS	13,902	23,513	69.13	14,177	29,065	105.02
BRITISH INDIAN OCEAN TERRITOR'	1,158	0	-100	12,720	0	-100
AMERICAN SAMOA	48,629	394	-99.19	50,425	336	-99.33
COOK ISLANDS	16,824	2,868	-82.95	36,240	16,666	-54.01
FIJI	82,601	107,646	30.32	191,069	209,479	9.64
SAMOA	1,410	785	-44.33	1,077	3,897	261.84
TONGA	2,535	527	-79.21	3,894	3,245	-16.67
CHRISTMAS ISLANDS	700	2,060	194.29	1,930	5,669	193.73
UNITED STATES MINOR OUTLYING	22	0	-100	45	0	-100
EAST TIMOR	125,987	26,191	-79.21	74,085	46,470	-37.27
UNITED STATES	91,584,828	91,438,872	-0.16	167,127,727	189,018,028	13.1
CANADA	6,866,187	6,688,201	-2.59	9,919,358	11,576,418	16.71
MEXICO	680,481	1,124,689	65.28	1,300,908	2,749,140	111.32
GUATEMALA	8,187	9,698	18.46	15,816	24,979	57.94
HONDURAS	9,770	10,990	12.49	9,145	4,225	-53.8
NICARAGUA	0	2,633	-	0	1,520	-
PANAMA	44,952	98,818	119.83	107,881	80,486	-25.39
CUBA	3,322	4,909	47.77	3,167	2,319	-26.78
CURACAO	327,855	0	-100	54,022	0	-100
SURINAME	762	1,167	53.15	576	5,653	881.42
CHILE	277,983	311,740	12.14	519,834	594,550	14.37
VENEZUELA	174,222	152,437	-12.5	399,301	212,900	-46.68
ARGENTINA	65,650	131,900	100.91	122,982	206,404	67.83
BRAZIL	419,141	351,284	-16.19	566,437	565,208	-0.22
COLOMBIA	99,971	169,932	69.98	132,510	296,194	123.53
BOLIVIA	0	124	-	0	282	-
URUGUAY	25,784	21,840	-15.3	69,521	52,196	-24.92
PARAGUAY	11,818	0	-100	21,555	0	-100
ECUADOR	12,012	9,353	-22.14	17,958	8,356	-53.47
PERU	5,843	7,301	24.95	11,022	28,440	158.03
GUYANA	1,956	0	-100	1,020	0	-100
TRINIDAD AND TOBAGO	4,161	1,840	-55.78	3,372	2,285	-32.24
BAHAMAS	37,937	29,463	-22.34	34,817	44,483	27.76
JAMAICA	91,055	120,874	32.75	236,739	252,165	6.52
PUERTO RICO	94,240	185,598	96.94	215,216	366,761	70.42
BELIZE	0	13,314	-	0	34,672	-
DOMINICAN REPUBLIC	190,620	172,684	-9.41	323,384	221,049	-31.65
EL SALVADOR	5,450	8,723	60.06	5,647	16,722	196.12
COSTA RICA	105,081	158,586	50.92	175,923	165,931	-5.68
HAITI	1,436	839	-41.57	1,735	570	-67.15
BARBADOS	17,479	16,227	-7.16	15,954	17,234	8.02
ANTIGUA AND BARBUDA	5,706	115,739	1928.37	12,059	316,749	2526.66
ANGUILLA	11,488	2,141	-81.36	38,548	1,646	-95.73
ARUBA	14,607	18,298	25.27	24,172	28,808	19.18
BERMUDA	5,992	4,794	-19.99	36,848	32,240	-12.51
CAYMAN ISLANDS	11,461	42	-99.63	12,609	235	-98.14
DOMINICA	4,101	0	-100	4,732	0	-100
FALKLAND ISLANDS (MALVINAS)	0	14,508	-	0	16,646	-
FRENCH GUIANA	6,207	25,572	311.99	9,904	44,163	345.91
FRENCH POLYNESIA	726,653	683,590	-5.93	680,338	710,401	4.42
GRENADA	23,454	4,386	-81.3	22,976	5,617	-75.55
MARTINIQUE	38,778	21,586	-44.33	50,653	65,998	30.29
NETHERLANDS ANTILLES	79,743	103,950	30.36	90,824	166,238	83.03
NORFOLK ISLANDS	0	3,049	-	0	4,229	-
SAINT LUCIA	73,125	43,954	-39.89	152,364	92,293	-39.43
TURKS AND CAICOS ISLANDS	636,172	583,545	-8.27	594,670	541,950	-8.87
GAUDELOUPE	113,958	113,745	-0.19	230,794	195,109	-15.46

TABEL 5. PERKEMBANGAN EKSPOR INDONESIA MENURUT KOMODITI DAN NEGARA TUJUAN

JENIS BARANG	BERAT BERSIH (KG)		PERUB	NILAI FOB (US \$)		PERUB
	JAN-SEP 2005	JAN-SEP 2006	%	JAN-SEP 2005	JAN-SEP 2006	%
(1)	(2)	(3)	(4)	(5)	(6)	(7)
SAINT KITTS AND NEVIS	3,111	7,854	152.46	9,959	12,611	26.63
UNITED KINGDOM	35,926,758	33,293,724	-7.33	51,888,571	53,605,463	3.31
NETHERLANDS	78,360,217	81,740,104	4.31	75,361,162	92,666,959	22.96
FRANCE	20,575,691	19,995,832	-2.82	25,635,478	27,518,655	7.35
GERMANY, FED. REP. OF	47,088,356	50,392,953	7.02	48,634,768	58,987,447	21.29
AUSTRIA	126,740	276,456	118.13	285,204	767,153	168.98
BELGIUM	42,724,092	37,479,972	-12.27	34,793,411	36,349,486	4.47
SWITZERLAND	565,003	399,147	-29.35	623,102	652,076	4.65
LUXEMBOURG	100	383	283	480	1,705	255.21
MONACO	225	0	-100	240	0	-100
DENMARK	8,438,739	8,735,536	3.52	10,999,439	12,992,419	18.12
NORWAY	5,728,941	4,645,851	-18.91	9,573,094	9,126,241	-4.67
SWEDEN	2,646,091	1,913,042	-27.7	4,394,130	3,143,778	-28.46
FINLAND	2,326,822	1,984,513	-14.71	3,629,448	2,924,754	-19.42
IRELAND	3,507,886	3,005,414	-14.32	5,474,497	6,096,142	11.36
ITALY	18,976,871	15,954,675	-15.93	29,896,111	27,261,638	-8.81
SPAIN	7,332,425	7,402,090	0.95	11,658,107	13,151,403	12.81
PORTUGAL	3,520,303	2,164,061	-38.53	6,080,150	3,951,191	-35.01
ICELAND	52,051	24,588	-52.76	85,528	29,281	-65.76
MONTserrat	0	7,425	-	0	28,463	-
GREECE	2,494,513	1,838,498	-26.3	3,018,289	2,537,387	-15.93
HUNGARY	160,767	226,432	40.84	252,529	322,841	27.84
POLAND	5,593,378	6,670,724	19.26	4,971,393	6,851,898	37.83
ROMANIA	33,879	60,479	78.51	35,645	69,306	94.43
BULGARIA	105,923	204,044	92.63	195,315	282,384	44.58
YUGOSLAVIA	80,864	45,816	-43.34	84,629	74,552	-11.91
ALBANIA	18,510	3,584	-80.64	35,711	3,010	-91.57
AZERBAIJAN	85,645	0	-100	76,965	0	-100
BELARUS	7,916	0	-100	3,905	0	-100
KAZAKHSTAN	86,326	235,819	173.17	89,381	242,352	171.14
MOLDOVA, REPUBLIC OF	0	5,624	-	0	4,194	-
TAJIKISTAN	0	16,675	-	0	10,661	-
UKRAINE	535,167	683,894	27.79	588,384	910,825	54.8
UZBEKISTAN	1	0	-100	5	0	-100
LITHUANIA	732,799	642,654	-12.3	773,563	766,909	-0.86
LATVIA	232,226	476,431	105.16	244,555	565,468	131.22
ESTONIA	17,945	85,683	377.48	23,778	111,872	370.49
GEORGIA	34,988	735	-97.9	87,708	3,470	-96.04
CROATIA	455,924	552,518	21.19	611,641	768,835	25.7
BOSNIA AND HERZEGOVINA	35,925	0	-100	19,121	0	-100
MALTA	62,850	34,952	-44.39	97,707	52,769	-45.99
SLOVAKIA	50,954	52,795	3.61	71,189	63,534	-10.75
SLOVENIA	208,194	270,837	30.09	272,418	406,213	49.11
CZECH REPUBLIC	382,845	266,323	-30.44	584,567	459,156	-21.45
RUSSIA FEDERATION	1,771,450	1,453,448	-17.95	2,373,679	2,070,375	-12.78
-TIMAH	107,032,210	98,136,824	-8.31	696,485,388	716,234,689	2.84
JAPAN	818,349	9,298,172	1036.21	5,922,258	64,071,670	981.88
HONG KONG	1,652,431	2,143,412	29.71	10,907,514	16,102,256	47.63
KOREA, REPUBLIC OF	661,129	489,940	-25.89	1,193,560	3,659,176	206.58
TAIWAN	306,552	3,262,548	964.27	2,227,272	18,812,838	744.66
CHINA	3,726,455	985,844	-73.54	24,779,749	7,111,755	-71.3
THAILAND	10,169,121	12,876,220	26.62	58,861,442	88,014,401	49.53
SINGAPORE	76,739,154	61,883,257	-19.36	526,099,015	472,158,251	-10.25
PHILIPPINES	157,762	37,315	-76.35	1,026,012	271,785	-73.51
MALAYSIA	7,085,929	4,228,629	-40.32	41,565,455	27,549,262	-33.72
VIET NAM	339,727	958,659	182.19	2,357,359	7,118,712	201.98
INDIA	342,689	327,532	-4.42	944,646	2,350,543	148.83
PAKISTAN	1,980,065	7,717	-99.61	183,828	57,600	-68.67
BANGLADESH	0	217,800	-	0	33,759	-
UNITED ARAB EMIRATES	1,069	619	-42.1	3,613	4,550	25.93
AUSTRALIA	75,063	95,520	27.25	226,328	400,810	77.09
UNITED STATES	742,253	901,168	21.41	4,974,916	6,234,694	25.32
CANADA	298	0	-100	2,112	0	-100
EL SALVADOR	0	100,000	-	0	650,000	-
UNITED KINGDOM	42,000	0	-100	294,000	0	-100
NETHERLANDS	1,900,455	50,681	-97.33	13,540,385	299,526	-97.79
FRANCE	1,951	0	-100	62,503	0	-100
GERMANY, FED. REP. OF	121,979	106,508	-12.68	152,263	222,607	46.2
BELGIUM	87,779	0	-100	713,158	0	-100
SWITZERLAND	0	140,000	-	0	910,000	-
ITALY	0	25,283	-	0	200,494	-
TURKMENISTAN	80,000	0	-100	448,000	0	-100

TABEL 5. PERKEMBANGAN EKSPOR INDONESIA MENURUT KOMODITI DAN NEGARA TUJUAN

JENIS BARANG	BERAT BERSIH (KG)		PERUB	NILAI FOB (US \$)		PERUB
	JAN-SEP 2005	JAN-SEP 2006	%	JAN-SEP 2005	JAN-SEP 2006	%
(1)	(2)	(3)	(4)	(5)	(6)	(7)
-ALUMINIUM	209,154,955	234,299,944	12.02	460,079,064	628,323,303	36.57
JAPAN	118,111,937	136,235,701	15.34	220,851,930	323,932,007	46.67
HONG KONG	1,839,428	2,239,456	21.75	3,920,481	6,342,045	61.77
KOREA, REPUBLIC OF	5,927,318	4,568,549	-22.92	9,773,018	8,568,098	-12.33
TAIWAN	2,185,071	4,208,342	92.6	6,285,292	12,183,842	93.85
CHINA	4,992,963	2,794,686	-44.03	9,021,214	6,838,338	-24.2
MACAU	0	544	-	0	9,713	-
PAPUA NEW GUINEA	401,508	515,101	28.29	1,393,848	1,784,566	28.03
THAILAND	3,899,587	7,058,404	81	13,042,683	24,033,138	84.27
SINGAPORE	11,947,877	8,934,192	-25.22	29,373,405	27,021,398	-8.01
PHILIPPINES	8,603,666	7,321,706	-14.9	23,859,770	22,847,916	-4.24
MALAYSIA	12,665,846	12,315,094	-2.77	31,461,194	35,553,300	13.01
MYANMAR (FORM. BURMA)	112,885	39,064	-65.39	413,960	180,496	-56.4
BRUNEI DARUSSALAM	103,658	152,011	46.65	426,175	461,405	8.27
NEPAL	837,130	172,556	-79.39	1,663,195	494,878	-70.25
VIET NAM	676,845	881,194	30.19	2,022,280	4,079,788	101.74
MALDIVES	25,274	8,180	-67.63	49,915	34,426	-31.03
INDIA	722,722	890,680	23.24	2,364,233	3,309,744	39.99
PAKISTAN	191,951	76,738	-60.02	498,469	260,123	-47.82
BANGLADESH	627,337	168,032	-73.22	1,730,941	689,565	-60.16
SRI LANKA	82,362	201,465	144.61	259,074	579,751	123.78
IRAN (ISLAMIC REPUBLIC OF)	136,606	18,582	-86.4	337,365	57,103	-83.07
SAUDI ARABIA	88,533	442,187	399.46	167,654	1,352,957	706.99
KUWAIT	8,076	26,478	227.86	39,428	49,218	24.83
LEBANON	13,573	0	-100	18,954	0	-100
YEMEN	482,400	0	-100	1,093,271	0	-100
OMAN	60	0	-100	136	0	-100
TURKEY	34,855	32,420	-6.99	125,314	131,535	4.96
UNITED ARAB EMIRATES	396,499	265,056	-33.15	1,441,083	1,121,051	-22.21
QATAR	364	79,579	21762.36	6,834	278,836	3980.13
CYPRUS	1,974	67,764	3332.83	3,016	119,015	3846.12
EGYPT	190	0	-100	124	0	-100
LIBYAN ARAB JAMAHIRIYA	6,553	0	-100	37,500	0	-100
MOROCCO	71,267	51,078	-28.33	316,416	176,532	-44.21
TUNISIA	8,926	8,926	0	32,352	32,352	0
SUDAN	373,876	974,523	160.65	1,098,017	3,194,809	190.96
ETHIOPIA	1,815,243	5,578,398	207.31	4,908,294	15,519,894	216.2
MADAGASCAR	9,680	18,680	92.98	48,612	59,009	21.39
REUNION	32,276	16,308	-49.47	116,575	46,629	-60
TOGO	0	24,888	-	0	71,014	-
GHANA	4,637	496	-89.3	11,869	4,060	-65.79
GUINEA	11,999	0	-100	27,480	0	-100
NIGERIA	5,850	2,419	-58.65	8,775	7,485	-14.7
COTE D'IVOIRE	0	114,672	-	0	581,667	-
SENEGAL	23	27,809	120808.7	40	86,668	216570
MALI	23,171	0	-100	69,159	0	-100
GUINEA BISSAU	0	86	-	0	327	-
U.S. VIRGIN ISLANDS	119	0	-100	278	0	-100
SEYCHELLES	0	16,923	-	0	72,464	-
SOUTH AFRICA	124,296	102,900	-17.21	470,413	375,632	-20.15
MAURITIUS	500,176	536,482	7.26	1,546,530	1,553,585	0.46
AUSTRALIA	3,263,964	2,932,782	-10.15	9,294,424	8,610,329	-7.36
NEW ZEALAND	597,828	367,265	-38.57	1,585,134	1,267,727	-20.02
PALAU	0	1	-	0	12	-
NEW CALEDONIA	7,581	290,133	3727.11	43,402	787,167	1713.67
VANUATU	1,371	305	-77.75	1,129	352	-68.82
FIJI	78,323	122,490	56.39	153,409	309,576	101.8
MARSHALL ISLANDS	9,778	0	-100	115,861	0	-100
SOLOMON ISLANDS	219	495	126.03	395	351	-11.14
CHRISTMAS ISLANDS	400	0	-100	871	0	-100
EAST TIMOR	6,284	813	-87.06	5,142	1,168	-77.29
UNITED STATES	24,047,875	28,834,563	19.9	67,040,079	96,072,892	43.31
CANADA	1,539,625	1,819,941	18.21	4,698,342	6,019,260	28.11
MEXICO	853	2,028	137.75	5,561	20,826	274.5
CHILE	31,340	47,228	50.7	175,995	244,917	39.16
VENEZUELA	0	13	-	0	22	-
ARGENTINA	0	501	-	0	6,113	-
BRAZIL	16,835	4,459	-73.51	41,206	22,389	-45.67
COLOMBIA	33,293	17,665	-46.94	100,643	55,115	-45.24
URUGUAY	102	35	-65.69	108	48	-55.56
PERU	0	940	-	0	7,748	-
BAHAMAS	2,600	0	-100	11,908	0	-100

TABEL 5. PERKEMBANGAN EKSPOR INDONESIA MENURUT KOMODITI DAN NEGARA TUJUAN

JENIS BARANG	BERAT BERSIH (KG)		PERUB	NILAI FOB (US \$)		PERUB
	JAN-SEP 2005	JAN-SEP 2006	%	JAN-SEP 2005	JAN-SEP 2006	%
(1)	(2)	(3)	(4)	(5)	(6)	(7)
JAMAICA	8	0	-100	27	0	-100
PUERTO RICO	0	85,008	-	0	255,366	-
DOMINICAN REPUBLIC	0	8,938	-	0	33,258	-
EL SALVADOR	0	12,889	-	0	40,168	-
COSTA RICA	87	9	-89.66	89	2	-97.75
HAITI	24,256	63,897	163.43	70,900	334,904	372.36
ANTIGUA AND BARBUDA	0	8	-	0	159	-
FRENCH POLYNESIA	1,291	136	-89.47	826	993	20.22
SAINT LUCIA	0	1	-	0	8	-
GUADELOUPE	188	5,234	2684.04	502	12,360	2362.15
UNITED KINGDOM	465,820	744,962	59.92	2,605,860	3,517,588	34.99
NETHERLANDS	135,303	134,099	-0.89	529,814	735,024	38.73
FRANCE	112,676	221,699	96.76	674,736	1,288,164	90.91
GERMANY, FED. REP. OF	99,119	38,516	-61.14	391,059	167,241	-57.23
AUSTRIA	1,628	1,203	-26.11	9,392	7,550	-19.61
BELGIUM	77,799	326,891	320.17	291,546	994,865	241.24
SWITZERLAND	108,778	9,201	-91.54	187,773	16,623	-91.15
DENMARK	12	6,564	54600	331	61,710	18543.5
SWEDEN	24,908	17,489	-29.79	87,057	69,517	-20.15
FINLAND	877	16,925	1829.87	15,055	102,126	578.35
IRELAND	38	662	1642.11	112	3,673	3179.46
ITALY	253,009	160,443	-36.59	857,867	904,108	5.39
SPAIN	54,300	52,018	-4.2	232,180	255,863	10.2
PORTUGAL	3,137	2,728	-13.04	11,939	14,412	20.71
GREECE	18,703	7,807	-58.26	98,750	24,258	-75.43
HUNGARY	9,482	1,785	-81.17	71,912	58,543	-18.59
POLAND	7,253	0	-100	267,452	0	-100
ROMANIA	236	2,263	858.9	507	12,900	2444.38
BULGARIA	0	2,481	-	0	13,008	-
YUGOSLAVIA	0	1	-	0	1	-
UKRAINE	1,048	0	-100	16,586	0	-100
LITHUANIA	96	0	-100	518	0	-100
CROATIA	10,045	13,729	36.67	46,099	62,001	34.5
MALTA	0	2,332	-	0	13,014	-
SLOVENIA	0	10,601	-	0	37,494	-
CZECH REPUBLIC	0	19,375	-	0	88,664	-
RUSSIA FEDERATION	0	700,044	-	0	1,675,347	-
-NIKEL	74,971,361	62,188,566	-17.05	704,611,388	715,801,568	1.59
JAPAN	74,485,716	62,031,536	-16.72	703,556,350	714,521,116	1.56
HONG KONG	29,831	0	-100	43,702	0	-100
KOREA, REPUBLIC OF	0	60	-	0	200	-
TAIWAN	15,440	0	-100	30,880	0	-100
CHINA	50,167	40,910	-18.45	117,528	156,865	33.47
THAILAND	3,075	0	-100	14,256	0	-100
SINGAPORE	180,190	72,348	-59.85	600,010	700,897	16.81
MALAYSIA	0	357	-	0	6,628	-
VIET NAM	0	213	-	0	4,601	-
INDIA	21,380	3,895	-81.78	42,760	9,697	-77.32
PAKISTAN	519	2,201	324.08	12,780	94,315	637.99
SAUDI ARABIA	0	75	-	0	20	-
AUSTRALIA	135,158	132	-99.9	109,265	330	-99.7
UNITED STATES	0	17,958	-	0	99,650	-
CANADA	0	11,454	-	0	58,560	-
FRENCH POLYNESIA	68	0	-100	68	0	-100
UNITED KINGDOM	5,048	1	-99.98	23,254	15	-99.94
NETHERLANDS	37,837	7,418	-80.39	38,790	144,475	272.45
GERMANY, FED. REP. OF	0	8	-	0	4,199	-
BELGIUM	6,751	0	-100	21,477	0	-100
SWITZERLAND	181	0	-100	268	0	-100
-BESI/BAJA	1,063,109,298	1,754,076,188	64.99	979,828,630	1,501,613,503	53.25
JAPAN	71,580,001	69,195,282	-3.33	95,270,155	91,891,859	-3.55
HONG KONG	8,828,724	11,084,548	25.55	10,569,824	18,768,747	77.57
KOREA, DEMOCRATIC PEOPLE'S R	3,308	0	-100	25,700	0	-100
KOREA, REPUBLIC OF	35,665,901	39,449,494	10.61	39,794,545	90,774,789	128.11
TAIWAN	46,205,735	56,787,448	22.9	30,936,541	57,714,938	86.56
CHINA	60,423,125	120,691,893	99.74	57,766,658	59,400,692	2.83
MACAU	318	50	-84.28	4,011	32	-99.2
PAPUA NEW GUINEA	6,111,021	3,691,813	-39.59	7,810,049	4,915,632	-37.06
THAILAND	35,834,573	37,362,097	4.26	40,188,622	42,350,451	5.38
SINGAPORE	167,822,703	296,382,032	76.6	168,663,918	273,598,536	62.22
PHILIPPINES	16,514,835	67,245,085	307.18	16,771,247	29,667,483	76.89

TABEL 5. PERKEMBANGAN EKSPOR INDONESIA MENURUT KOMODITI DAN NEGARA TUJUAN

JENIS BARANG	BERAT BERSIH (KG)		PERUB	NILAI FOB (US \$)		PERUB
	JAN-SEP 2005	JAN-SEP 2006	%	JAN-SEP 2005	JAN-SEP 2006	%
(1)	(2)	(3)	(4)	(5)	(6)	(7)
MALAYSIA	111,825,435	141,411,541	26.46	71,588,093	87,215,078	21.83
MYANMAR (FORM. BURMA)	1,236,240	3,403,983	175.35	1,592,253	3,698,468	132.28
CAMBODIA	6,781,530	5,001,378	-26.25	2,865,666	2,294,652	-19.93
BRUNEI DARUSSALAM	386,018	705,873	82.86	487,104	1,283,098	163.41
LAO PEOPLE'S DEMOCRATIC REPU	20,423	0	-100	84,980	0	-100
NEPAL	2,894	0	-100	657	0	-100
VIET NAM	38,269,920	74,515,700	94.71	29,797,372	66,858,797	124.38
MALDIVES	182,523	222,391	21.84	474,617	421,376	-11.22
INDIA	47,800,515	102,681,762	114.81	27,052,097	55,803,810	106.28
PAKISTAN	11,460,817	15,934,758	39.04	6,665,321	10,041,915	50.66
BANGLADESH	2,735,503	3,345,585	22.3	1,428,945	2,655,509	85.84
SRI LANKA	14,033,186	13,580,368	-3.23	7,950,256	6,970,500	-12.32
IRAN (ISLAMIC REPUBLIC OF)	22,770,368	43,581,038	91.39	15,772,033	27,516,885	74.47
SAUDI ARABIA	33,692,676	34,946,044	3.72	14,388,409	27,402,251	90.45
KUWAIT	10,183,107	11,620,383	14.11	5,074,666	7,672,688	51.2
JORDAN	24,219	600	-97.52	72,840	763	-98.95
LEBANON	2,493	25,725	931.89	9,331	58,231	524.06
YEMEN	1,065,653	1,347,135	26.41	1,407,172	2,117,967	50.51
OMAN	66,392	97,240	46.46	195,135	404,466	107.27
SYRIA ARAB REPUBLIC	0	1,729,260	-	0	3,582,952	-
TURKEY	1,423,173	1,258,830	-11.55	1,995,290	1,775,827	-11
UNITED ARAB EMIRATES	27,227,559	70,738,225	159.8	23,512,848	45,261,486	92.5
QATAR	9,129,859	17,819,028	95.17	15,180,508	30,297,087	99.58
BAHRAIN	42,516	7,208,704	16855.27	178,170	3,619,107	1931.27
CYPRUS	698,961	39,836	-94.3	2,577,797	84,314	-96.73
EGYPT	5,140,679	5,838,384	13.57	6,541,382	7,631,936	16.67
LIBYAN ARAB JAMAHIRIYA	21,692	471,117	2071.85	87,932	1,306,783	1386.13
MOROCCO	107,853	10,874	-89.92	145,293	45,681	-68.56
TUNISIA	1,115	0	-100	2,031	0	-100
ALGERIA	2,061	1,480,006	71710.09	17,007	4,018,939	23531.09
SUDAN	0	19,851	-	0	16,283	-
ERITREA	133,448	0	-100	113,159	0	-100
ETHIOPIA	262	0	-100	410	0	-100
TANZANIA, UNITED REPUBLIC OF	51,524	99,995	94.07	44,274	49,260	11.26
MADAGASCAR	204,102	1,086,573	432.37	137,646	732,006	431.8
KENYA	6,737	855,885	12604.25	31,453	998,720	3075.28
REUNION	10,020	16,259	62.27	20,240	34,448	70.2
MOZAMBIQUE	312,912	275	-99.91	224,881	132	-99.94
TOGO	4,958	12,742	157	5,540	46,794	744.66
GHANA	78,833	52,861	-32.95	95,355	60,007	-37.07
GUINEA	0	543,587	-	0	159,025	-
ANGOLA	382,740	209,563	-45.25	568,079	837,731	47.47
CONGO	133,166	371,360	178.87	174,464	629,348	260.73
CAMEROON	39,507	32,612	-17.45	75,701	62,040	-18.05
NIGERIA	602,559	1,740,012	188.77	1,084,176	2,497,148	130.33
GABON	24	14,973	62287.5	23	29,099	126417.39
COTE D'IVOIRE	699	29,949	4184.55	1,150	48,963	4157.65
SENEGAL	0	2,737	-	0	3,961	-
MAURITANIA	417,459	48,151	-88.47	977,540	67,472	-93.1
BENIN	0	62,727	-	0	119,686	-
GAMBIA	13,898	0	-100	23,660	0	-100
U.S. VIRGIN ISLANDS	139	244	75.54	256	837	226.95
SEYCHELLES	1,095,613	1,562,806	42.64	770,513	1,342,379	74.22
UGANDA	140	19	-86.43	320	171	-46.56
NIGER	146,260	0	-100	428,044	0	-100
DJIBOUTI	0	4,355	-	0	3,685	-
SAO TOME AND PRINCIPE	1,940	0	-100	383	0	-100
SOUTH AFRICA	1,990,189	2,176,955	9.38	1,834,608	1,844,163	0.52
ZIMBABWE	0	40	-	0	150	-
MALAWI	1	0	-100	55	0	-100
MAURITIUS	3,666,853	3,323,306	-9.37	5,228,826	4,819,613	-7.83
VIRGIN ISLANDS (BRITISH)	135	0	-100	808	0	-100
AUSTRALIA	78,760,293	73,148,076	-7.13	56,047,692	50,621,721	-9.68
NEW ZEALAND	3,347,529	8,048,333	140.43	2,986,880	5,133,563	71.87
MICRONESIA, FEDERATED STATES	3,874	6	-99.85	5,017	15	-99.7
GUAM	9,539	25,391	166.18	4,595	9,751	112.21
PALAU	5,824	2	-99.97	4,587	72	-98.43
NEW CALEDONIA	25,223	42,008	66.55	52,012	55,541	6.78
NORTHERN MARIANA ISLANDS	780	355	-54.49	2,394	887	-62.95
SAINT VINCENT AND THE GRENADI	482	302	-37.34	306	340	11.11
VANUATU	1,306	7,819	498.7	1,238	7,085	472.29
WALLIS AND FUTUNA ISLANDS	2,019	308	-84.74	2,142	404	-81.14
COOK ISLANDS	1,023	792	-22.58	709	6,614	832.86

TABEL 5. PERKEMBANGAN EKSPOR INDONESIA MENURUT KOMODITI DAN NEGARA TUJUAN

JENIS BARANG	BERAT BERSIH (KG)		PERUB	NILAI FOB (US \$)		PERUB
	JAN-SEP 2005	JAN-SEP 2006	%	JAN-SEP 2005	JAN-SEP 2006	%
(1)	(2)	(3)	(4)	(5)	(6)	(7)
FIJI	345,463	88,278	-74.45	288,788	79,800	-72.37
MARSHALL ISLANDS	0	2,873	-	0	7,020	-
SAMOA	247	0	-100	4,675	0	-100
SOLOMON ISLANDS	23,523	14,690	-37.55	11,891	17,875	50.32
TONGA	1,973	0	-100	1,267	0	-100
CHRISTMAS ISLANDS	25,418	200	-99.21	34,504	200	-99.42
EAST TIMOR	1,742,140	570,971	-67.23	1,042,517	391,338	-62.46
UNITED STATES	28,078,058	76,709,299	173.2	54,989,402	91,785,299	66.91
CANADA	2,732,643	41,474,720	1417.75	5,165,797	25,632,053	396.19
MEXICO	142,324	136,420	-4.15	260,458	406,816	56.19
GUATEMALA	153,619	133,482	-13.11	287,040	281,191	-2.04
HONDURAS	13	0	-100	23	0	-100
NICARAGUA	0	597	-	0	258	-
PANAMA	6,623	4,933	-25.52	13,749	29,496	114.53
CUBA	117	73,700	62891.45	79	70,000	88507.59
SURINAME	3,876	27,651	613.39	16,689	44,379	165.92
CHILE	17,610	32,463	84.34	49,418	186,129	276.64
VENEZUELA	386,482	87,898	-77.26	779,878	218,537	-71.98
ARGENTINA	133,959	241,886	80.57	556,290	1,201,200	115.93
BRAZIL	916,945	352,971	-61.51	972,321	1,588,875	63.41
COLOMBIA	4,350	2,230	-48.74	16,577	3,336	-79.88
URUGUAY	640	420	-34.38	1,355	853	-37.05
ECUADOR	4,681	10,283	119.68	21,640	29,559	36.59
PERU	14,819	51,160	245.23	50,721	155,395	206.37
TRINIDAD AND TOBAGO	38,610	0	-100	163,536	0	-100
BAHAMAS	1,962	0	-100	2,229	0	-100
JAMAICA	223	25,266	11230.04	515	20,539	3888.16
PUERTO RICO	1,047	300	-71.35	2,510	761	-69.68
BELIZE	0	1,467	-	0	1,544	-
DOMINICAN REPUBLIC	1,287	4,672	263.01	1,708	6,537	282.73
EL SALVADOR	26,588	0	-100	69,204	0	-100
COSTA RICA	28,932	8,276	-71.39	151,281	6,768	-95.53
BARBADOS	0	611	-	0	2,031	-
ANTIGUA AND BARBUDA	238	5,320	2135.29	1,380	2,378	72.32
ANGUILLA	367	2	-99.46	913	60	-93.43
BERMUDA	298	11	-96.31	1,778	346	-80.54
CAYMAN ISLANDS	297	2	-99.33	350	6	-98.29
FALKLAND ISLANDS (MALVINAS)	0	43	-	0	163	-
FRENCH GUIANA	0	671	-	0	779	-
FRENCH POLYNESIA	9,329	24,508	162.71	13,286	53,907	305.74
GRENADA	240	0	-100	624	0	-100
MARTINIQUE	4,356	721	-83.45	4,657	1,875	-59.74
NETHERLANDS ANTILLES	589	5,191	781.32	2,759	33,987	1131.86
SAINT LUCIA	625	817	30.72	1,317	636	-51.71
TURKS AND CAICOS ISLANDS	99	412	316.16	40	1,267	3067.5
GUADELOUPE	3,984	1,972	-50.5	9,072	2,784	-69.31
SAINT KITTS AND NEVIS	0	174	-	0	291	-
UNITED KINGDOM	1,694,796	25,291,648	1392.31	4,634,377	17,400,120	275.46
NETHERLANDS	42,486,998	93,926,823	121.07	29,996,930	67,163,489	123.9
FRANCE	570,093	838,529	47.09	1,941,326	3,039,379	56.56
GERMANY, FED. REP. OF	21,878,230	17,189,044	-21.43	19,096,211	13,856,577	-27.44
AUSTRIA	126,624	1,196	-99.06	127,178	3,015	-97.63
BELGIUM	18,923,071	35,640,226	88.34	34,721,540	24,850,711	-28.43
SWITZERLAND	5,747,034	13,515,741	135.18	3,795,260	55,412,603	1360.05
LUXEMBOURG	0	83	-	0	994	-
MONACO	68	0	-100	73	0	-100
DENMARK	6,323,902	11,358,741	79.62	3,198,125	5,895,532	84.34
NORWAY	14,753	190,202	1189.24	62,820	371,305	491.06
SWEDEN	152,735	55,686	-63.54	394,089	175,245	-55.53
FINLAND	29,396	32,889	11.88	125,382	148,260	18.25
IRELAND	7,709	2,960	-61.6	20,448	3,623	-82.28
ITALY	11,112,162	23,386,168	110.46	11,297,830	16,244,036	43.78
SPAIN	18,715,268	21,638,816	15.62	17,071,023	13,820,416	-19.04
PORTUGAL	12,824,323	29,814,338	132.48	8,971,497	15,649,771	74.44
ICELAND	1,130	39,857	3427.17	1,408	254,642	17985.37
GREECE	83,527	105,541	26.36	268,316	174,601	-34.93
CZECHOSLOVAKIA	39,431	0	-100	24,618	0	-100
HUNGARY	4,264	18,524	334.43	43,491	76,104	74.99
POLAND	6,626	4,965,890	74845.52	16,829	2,596,241	15327.19
ROMANIA	243	0	-100	272	0	-100
BULGARIA	67,003	1,972	-97.06	50,916	4,418	-91.32
YUGOSLAVIA	0	946	-	0	1,900	-
AZERBAIJAN	0	18,546	-	0	27,488	-

TABEL 5. PERKEMBANGAN EKSPOR INDONESIA MENURUT KOMODITI DAN NEGARA TUJUAN

JENIS BARANG	BERAT BERSIH (KG)		PERUB	NILAI FOB (US \$)		PERUB
	JAN-SEP 2005	JAN-SEP 2006	%	JAN-SEP 2005	JAN-SEP 2006	%
(1)	(2)	(3)	(4)	(5)	(6)	(7)
KAZAKHSTAN	25,745	0	-100	44,489	0	-100
TURKMENISTAN	51,434	0	-100	105,502	0	-100
UKRAINE	8,898	11,786	32.46	30,833	46,262	50.04
UZBEKISTAN	120	0	-100	1,010	0	-100
LITHUANIA	792	88	-88.89	3,670	300	-91.83
ESTONIA	0	103,510	-	0	517,028	-
GEORGIA	0	67	-	0	322	-
CROATIA	341	126	-63.05	666	461	-30.78
MALTA	3,170	500,248	15680.69	2,687	300,441	11081.28
SLOVAKIA	45	3,063	6706.67	95	14,168	14813.68
SLOVENIA	18,695	11,265	-39.74	27,793	35,825	28.9
CZECH REPUBLIC	557	12,859	2208.62	1,800	90,353	4919.61
RUSSIA FEDERATION	557,887	854,510	53.17	2,862,277	1,808,766	-36.81
-TEMBAGA	234,480,314	240,993,426	2.78	894,432,252	1,546,124,155	72.86
JAPAN	6,969,540	18,727,195	168.7	149,124,008	195,523,530	31.11
HONG KONG	14,846,947	10,168,275	-31.51	42,273,549	55,508,806	31.31
KOREA, REPUBLIC OF	2,774,873	5,483,020	97.6	7,217,733	121,832,020	1587.95
TAIWAN	20,523,736	21,392,347	4.23	68,233,417	125,533,044	83.98
CHINA	55,095,500	57,707,892	4.74	163,141,982	259,215,945	58.89
PAPUA NEW GUINEA	0	336	-	0	415	-
THAILAND	50,688,340	35,825,814	-29.32	175,672,009	225,462,434	28.34
SINGAPORE	14,682,905	15,122,825	3	45,744,604	84,261,156	84.2
PHILIPPINES	13,612,456	16,059,563	17.98	50,842,579	102,942,771	102.47
MALAYSIA	49,058,363	51,738,050	5.46	169,469,401	320,857,445	89.33
BRUNEI DARUSSALAM	14,704	10,602	-27.9	28,721	10,807	-62.37
VIET NAM	4,027,244	6,437,938	59.86	13,660,874	41,653,278	204.91
MALDIVES	11,089	6,838	-38.34	23,843	26,702	11.99
INDIA	584,099	239,922	-58.92	2,041,829	1,645,981	-19.39
PAKISTAN	59,989	0	-100	230,975	0	-100
BANGLADESH	62	160,751	259175.81	60	939,372	1565520
SRI LANKA	165	127	-23.03	482	948	96.68
SAUDI ARABIA	0	3	-	0	674	-
KUWAIT	385	0	-100	6,409	0	-100
JORDAN	0	50	-	0	125	-
LEBANON	2,101	102	-95.15	3,312	105	-96.83
TURKEY	5,355	192	-96.41	8,033	331	-95.88
UNITED ARAB EMIRATES	22,491	6,848	-69.55	201,482	35,992	-82.14
BAHRAIN	0	11	-	0	33	-
CYPRUS	108	0	-100	261	0	-100
EGYPT	78	268	243.59	51	570	1017.65
TUNISIA	102	0	-100	43	0	-100
NAMIBIA	391	0	-100	935	0	-100
MADAGASCAR	159,937	325,036	103.23	149,635	143,160	-4.33
KENYA	0	64	-	0	72	-
REUNION	11	0	-100	13	0	-100
MOZAMBIQUE	50,000	0	-100	26,500	0	-100
ANGOLA	1,781	0	-100	3,500	0	-100
NIGERIA	4,837	0	-100	30,500	0	-100
MAURITANIA	2,036	0	-100	8,422	0	-100
U.S. VIRGIN ISLANDS	3	0	-100	6	0	-100
SEYCHELLES	0	116	-	0	718	-
SOUTH AFRICA	29,135	4,200	-85.58	147,334	5,432	-96.31
VIRGIN ISLANDS (BRITISH)	0	81	-	0	377	-
AUSTRALIA	46,950	23,760	-49.39	117,118	68,601	-41.43
NEW ZEALAND	4,038	7,619	88.68	12,914	12,970	0.43
GUAM	37	258	597.3	518	254	-50.97
NEW CALEDONIA	60	229	281.67	156	354	126.92
SAINT VINCENT AND THE GRENADI	208	0	-100	568	0	-100
FIJI	1,391	1,982	42.49	5,901	4,486	-23.98
EAST TIMOR	14,826	0	-100	18,360	0	-100
UNITED STATES	799,706	1,156,726	44.64	4,469,697	8,346,834	86.74
CANADA	58,610	26,733	-54.39	311,031	163,066	-47.57
MEXICO	641	54	-91.58	2,501	104	-95.84
CHILE	383	12	-96.87	1,749	59	-96.63
VENEZUELA	1,131	120	-89.39	4,341	310	-92.86
BRAZIL	313	5,710	1724.28	337	26,405	7735.31
COLOMBIA	2,464	4,887	98.34	2,048	38,352	1772.66
BOLIVIA	20	1,991	9855	226	24,264	10636.28
URUGUAY	597	0	-100	1,043	0	-100
ECUADOR	7,000	0	-100	30,660	0	-100
PUERTO RICO	2	0	-100	7	0	-100
DOMINICAN REPUBLIC	0	3,598	-	0	5,060	-

TABEL 5. PERKEMBANGAN EKSPOR INDONESIA MENURUT KOMODITI DAN NEGARA TUJUAN

JENIS BARANG	BERAT BERSIH (KG)		PERUB	NILAI FOB (US \$)		PERUB
	JAN-SEP 2005	JAN-SEP 2006	%	JAN-SEP 2005	JAN-SEP 2006	%
	(1)	(2)	(3)	(4)	(5)	(6)
COSTA RICA	829	0	-100	737	0	-100
ANGUILLA	337	1	-99.7	781	30	-96.16
BERMUDA	42	0	-100	236	0	-100
FRENCH POLYNESIA	149	514	244.97	360	4,119	1044.17
MARTINIQUE	3	0	-100	11	0	-100
GUADELOUPE	0	163	-	0	294	-
UNITED KINGDOM	20,383	91,619	349.49	218,083	155,609	-28.65
NETHERLANDS	117,211	130,505	11.34	215,950	304,545	41.03
FRANCE	24,808	12,583	-49.28	162,608	175,126	7.7
GERMANY, FED. REP. OF	40,533	28,098	-30.68	91,623	184,563	101.44
AUSTRIA	1,088	210	-80.7	1,250	728	-41.76
BELGIUM	43,912	13,479	-69.3	275,906	289,295	4.85
SWITZERLAND	933	889	-4.72	4,701	2,769	-41.1
DENMARK	430	407	-5.35	721	886	22.88
NORWAY	2,372	0	-100	3,372	0	-100
SWEDEN	2,428	5,673	133.65	70,812	4,919	-93.05
FINLAND	138	204	47.83	1,314	390	-70.32
IRELAND	20	0	-100	76	0	-100
ITALY	18,230	1,517	-91.68	67,226	3,234	-95.19
SPAIN	33,334	7,001	-79	26,208	14,253	-45.62
PORTUGAL	1,154	0	-100	2,457	0	-100
GREECE	228	811	255.7	304	1,172	285.53
HUNGARY	83	35,471	42636.14	83	647,194	779651.81
POLAND	1,114	829	-25.58	2,203	1,963	-10.89
UKRAINE	2,042	1,905	-6.71	9,698	8,603	-11.29
LITHUANIA	281	0	-100	847	0	-100
CROATIA	0	69	-	0	195	-
MALTA	7	47	571.43	13	95	630.77
SLOVAKIA	0	9,286	-	0	30,811	-
RUSSIA FEDERATION	1,085	0	-100	2,995	0	-100
-SENG	3,114,758	3,650,430	17.2	3,975,005	5,979,554	50.43
JAPAN	780,342	1,773,585	127.28	589,099	2,731,962	363.75
HONG KONG	0	19,000	-	0	19,000	-
KOREA, REPUBLIC OF	132,947	196,559	47.85	82,136	326,812	297.89
TAIWAN	72,927	76,817	5.33	52,259	52,026	-0.45
CHINA	30,871	251,907	716	64,415	463,732	619.91
THAILAND	345	100,122	28920.87	1,615	244,568	15043.53
SINGAPORE	721,518	394,885	-45.27	1,095,597	652,092	-40.48
PHILIPPINES	58,928	121,899	106.86	93,443	192,198	105.68
MALAYSIA	26,491	218,884	726.26	56,427	389,792	590.79
BRUNEI DARUSSALAM	3,396	85	-97.5	10,078	1,011	-89.97
VIET NAM	20,207	61,861	206.14	27,732	167,122	502.63
INDIA	31,294	40,000	27.82	66,570	90,100	35.35
BANGLADESH	309,947	0	-100	325,441	0	-100
SRI LANKA	198,966	120,684	-39.34	345,550	202,578	-41.38
LEBANON	0	4,483	-	0	11,267	-
TURKEY	0	130	-	0	70	-
UNITED ARAB EMIRATES	505	0	-100	1,504	0	-100
TOGO	2,392	0	-100	66,000	0	-100
NIGERIA	24,000	95,390	297.46	3,504	118,015	3268.01
MALI	0	118	-	0	502	-
MAURITIUS	54,140	0	-100	25,119	0	-100
AUSTRALIA	139,331	68,625	-50.75	248,912	99,391	-60.07
NEW ZEALAND	75	0	-100	129	0	-100
FIJI	2,598	0	-100	4,730	0	-100
EAST TIMOR	485,175	97,903	-79.82	736,549	167,174	-77.3
UNITED STATES	32	59	84.38	62	811	1208.06
BRAZIL	0	6,437	-	0	44,006	-
UNITED KINGDOM	8,758	851	-90.28	54,184	4,683	-91.36
NETHERLANDS	390	0	-100	1,095	0	-100
FRANCE	11	0	-100	310	0	-100
GERMANY, FED. REP. OF	157	20	-87.26	345	100	-71.01
BELGIUM	0	119	-	0	183	-
PORTUGAL	9,000	0	-100	22,176	0	-100
RUSSIA FEDERATION	15	7	-53.33	24	359	1395.83
-LOGAM TIDAK MULIA LAIN	52,438,179	45,436,691	-13.35	150,444,913	131,897,398	-12.33
JAPAN	15,294,065	7,762,388	-49.25	37,334,126	28,749,997	-22.99
HONG KONG	1,135,393	854,954	-24.7	4,310,745	2,829,435	-34.36
KOREA, REPUBLIC OF	306,845	320,173	4.34	599,369	748,847	24.94
TAIWAN	155,562	177,928	14.38	275,741	330,713	19.94
CHINA	1,291,599	599,835	-53.56	1,443,928	1,974,827	36.77

TABEL 5. PERKEMBANGAN EKSPOR INDONESIA MENURUT KOMODITI DAN NEGARA TUJUAN

JENIS BARANG	BERAT BERSIH (KG)		PERUB	NILAI FOB (US \$)		PERUB
	JAN-SEP 2005	JAN-SEP 2006	%	JAN-SEP 2005	JAN-SEP 2006	%
	(1)	(2)	(3)	(4)	(5)	(6)
MONGOLIA	0	179	-	0	18,206	-
PAPUA NEW GUINEA	822,179	568,259	-30.88	2,201,441	1,494,861	-32.1
THAILAND	1,807,084	2,473,013	36.85	9,138,508	10,910,779	19.39
SINGAPORE	8,587,300	13,187,943	53.57	29,173,534	24,155,725	-17.2
PHILIPPINES	1,635,561	1,026,791	-37.22	2,773,057	2,023,124	-27.04
MALAYSIA	1,793,939	2,331,107	29.94	5,043,517	8,037,554	59.36
MYANMAR (FORM. BURMA)	204,517	17,215	-91.58	11,785	36,425	209.08
CAMBODIA	5,296	5,161	-2.55	10,913	20,891	91.43
BRUNEI DARUSSALAM	27,452	49,843	81.56	68,288	180,560	164.41
LAO PEOPLE'S DEMOCRATIC REPU	0	440	-	0	9,267	-
NEPAL	20	0	-100	17	0	-100
VIET NAM	757,068	545,430	-27.95	1,956,866	1,784,573	-8.8
MALDIVES	15,177	27,108	78.61	26,831	45,149	68.27
INDIA	582,547	473,309	-18.75	2,702,621	1,116,903	-58.67
PAKISTAN	175,235	154,746	-11.69	459,979	511,733	11.25
BANGLADESH	21,865	49,213	125.08	70,373	176,843	151.29
SRI LANKA	58,428	51,489	-11.88	61,394	116,805	90.25
AFGHANISTAN	0	40,279	-	0	153,943	-
IRAN (ISLAMIC REPUBLIC OF)	371	69,064	18515.63	4,856	134,292	2665.49
SAUDI ARABIA	209,503	453,059	116.25	321,446	564,010	75.46
KUWAIT	18,521	322,637	1642.01	31,722	303,019	855.23
JORDAN	19,516	9,756	-50.01	77,709	15,273	-80.35
LEBANON	45,907	33,628	-26.75	52,540	68,029	29.48
YEMEN	0	1,077	-	0	8,710	-
OMAN	1,298	39,734	2961.17	700	42,062	5908.86
SYRIA ARAB REPUBLIC	100,812	135,417	34.33	109,676	94,831	-13.54
TURKEY	114,977	50,008	-56.51	532,638	362,654	-31.91
UNITED ARAB EMIRATES	1,762,202	887,762	-49.62	2,234,162	1,223,213	-45.25
QATAR	358,408	144,820	-59.59	379,366	164,465	-56.65
BAHRAIN	52,986	3,071	-94.2	61,857	9,241	-85.06
CYPRUS	8,992	51,745	475.46	18,501	38,746	109.43
EGYPT	10,063	19,627	95.04	173,053	114,518	-33.82
LIBYAN ARAB JAMAHIRIYA	45,000	20,000	-55.56	50,080	19,870	-60.32
MOROCCO	4,490	18,709	316.68	48,269	61,033	26.44
TUNISIA	292	467	59.93	207	429	107.25
ALGERIA	0	3,950	-	0	5,825	-
SUDAN	8,295	0	-100	15,309	0	-100
NAMIBIA	25	119	376	60	396	560
ETHIOPIA	17,576	40	-99.77	21,504	66	-99.69
TANZANIA, UNITED REPUBLIC OF	17,717	12,998	-26.64	38,502	57,140	48.41
MADAGASCAR	13,498	19,227	42.44	5,171	18,600	259.7
KENYA	110,190	45,946	-58.3	217,831	112,141	-48.52
REUNION	5,545	4,039	-27.16	12,251	5,522	-54.93
BOTSWANA	1	11	1000	2	22	1000
TOGO	17,239	8,704	-49.51	21,820	20,105	-7.86
GHANA	22,062	45,386	105.72	43,637	50,580	15.91
GUINEA	6,736	16,229	140.93	20,160	9,130	-54.71
ANGOLA	0	2,047	-	0	1,275	-
CAMEROON	807	12,500	1448.95	1,259	26,420	1998.49
NIGERIA	185,115	835,488	351.33	394,654	1,867,220	373.13
GABON	20	0	-100	15,345	0	-100
COTE D'IVOIRE	23	16,852	73169.57	41	172,321	420195.12
MAURITANIA	24,373	406	-98.33	42,140	400	-99.05
BENIN	7,600	111,235	1363.62	19,000	94,608	397.94
BURKINA FASO	9,401	0	-100	22,724	0	-100
GAMBIA	1,480	0	-100	2,520	0	-100
U.S. VIRGIN ISLANDS	46	0	-100	56	0	-100
SEYCHELLES	12,128	11,526	-4.96	11,579	96,938	737.19
UGANDA	0	790	-	0	1,986	-
SOUTH AFRICA	382,264	307,119	-19.66	1,429,761	781,832	-45.32
ZIMBABWE	33,465	64	-99.81	35,183	239	-99.32
MAURITIUS	484,887	3,067	-99.37	1,294,870	14,282	-98.9
VIRGIN ISLANDS (BRITISH)	1	0	-100	3	0	-100
AUSTRALIA	1,060,131	1,240,489	17.01	3,290,653	5,727,892	74.07
NEW ZEALAND	123,709	219,942	77.79	383,648	618,850	61.31
MICRONESIA, FEDERATED STATES	11	0	-100	23	0	-100
GUAM	2,504	1,119	-55.31	1,263	4,757	276.64
NEW CALEDONIA	9,055	49,491	446.56	11,030	112,727	922
NORTHERN MARIANA ISLANDS	0	54	-	0	54	-
SAINT VINCENT AND THE GRENADI	845	17	-97.99	709	21	-97.04
VANUATU	3,862	4,442	15.02	846	2,053	142.67
WALLIS AND FUTUNA ISLANDS	1,881	2,543	35.19	1,996	1,941	-2.76
AMERICAN SAMOA	3,755	0	-100	4,213	0	-100

TABEL 5. PERKEMBANGAN EKSPOR INDONESIA MENURUT KOMODITI DAN NEGARA TUJUAN

JENIS BARANG	BERAT BERSIH (KG)		PERUB	NILAI FOB (US \$)		PERUB
	JAN-SEP 2005	JAN-SEP 2006	%	JAN-SEP 2005	JAN-SEP 2006	%
	(1)	(2)	(3)	(4)	(5)	(6)
COOK ISLANDS	215	1,552	621.86	4,893	6,062	23.89
FIJI	7,291	14,510	99.01	44,869	63,770	42.12
SAMOA	2,019	0	-100	9,541	0	-100
SOLOMON ISLANDS	0	21	-	0	22	-
TONGA	9,526	6,496	-31.81	8,647	4,906	-43.26
UNITED STATES MINOR OUTLYING	20	0	-100	40	0	-100
TOKELAU	0	15,749	-	0	15,200	-
EAST TIMOR	68,443	15,550	-77.28	77,606	12,736	-83.59
UNITED STATES	2,861,249	2,236,005	-21.85	17,616,891	13,562,246	-23.02
CANADA	288,817	277,639	-3.87	1,416,877	1,515,051	6.93
MEXICO	22,444	33,716	50.22	177,911	281,724	58.35
GUATEMALA	0	365	-	0	348	-
HONDURAS	802	0	-100	630	0	-100
PANAMA	27,636	38,583	39.61	182,094	151,120	-17.01
CHILE	60,289	65,338	8.37	360,202	353,896	-1.75
VENEZUELA	19,008	10,054	-47.11	29,777	20,961	-29.61
ARGENTINA	27,301	52,227	91.3	105,224	254,044	141.43
BRAZIL	29,864	34,195	14.5	96,534	167,451	73.46
COLOMBIA	2,078	1,079	-48.08	9,338	1,168	-87.49
BOLIVIA	1,786	0	-100	14,097	0	-100
URUGUAY	1,418	599	-57.76	5,927	3,162	-46.65
ECUADOR	8,000	2,029	-74.64	7,912	12,140	53.44
PERU	1,106	0	-100	8,828	0	-100
GUYANA	6,141	0	-100	1,975	0	-100
TRINIDAD AND TOBAGO	14,057	110	-99.22	14,540	313	-97.85
BAHAMAS	0	3,110	-	0	6,974	-
JAMAICA	0	16,360	-	0	34,256	-
PUERTO RICO	703	740	5.26	2,180	2,433	11.61
BELIZE	0	65	-	0	244	-
DOMINICAN REPUBLIC	4,901	6,712	36.95	7,212	10,857	50.54
EL SALVADOR	633	32	-94.94	540	67	-87.59
COSTA RICA	3,868	5,872	51.81	4,114	7,606	84.88
HAITI	0	215,325	-	0	120,582	-
BARBADOS	8,827	1,509	-82.9	11,623	1,196	-89.71
ANTIGUA AND BARBUDA	0	379	-	0	542	-
ARUBA	0	3,297	-	0	4,955	-
BERMUDA	721	407	-43.55	4,530	2,650	-41.5
DOMINICA	133	0	-100	93	0	-100
FRENCH GUIANA	678	0	-100	807	0	-100
FRENCH POLYNESIA	26,161	2,185	-91.65	9,795	1,809	-81.53
GRENADA	0	2,254	-	0	3,086	-
NETHERLANDS ANTILLES	1,359	3,799	179.54	3,835	3,345	-12.78
NORFOLK ISLANDS	50	0	-100	16,239	0	-100
SAINT LUCIA	272	43	-84.19	1,528	97	-93.65
TURKS AND CAICOS ISLANDS	0	337	-	0	1,037	-
GUADELOUPE	2,144	2,184	1.87	4,613	3,557	-22.89
SAINT KITTS AND NEVIS	78	246	215.38	741	349	-52.9
UNITED KINGDOM	2,489,862	1,832,356	-26.41	5,118,750	4,023,709	-21.39
NETHERLANDS	586,730	402,391	-31.42	2,679,565	1,875,989	-29.99
FRANCE	679,521	618,450	-8.99	1,721,019	1,225,028	-28.82
GERMANY, FED. REP. OF	1,016,091	638,072	-37.2	3,723,659	3,765,928	1.14
AUSTRIA	14,257	5,695	-60.05	56,824	15,848	-72.11
BELGIUM	341,289	288,607	-15.44	726,624	658,247	-9.41
SWITZERLAND	13,200	13,309	0.83	79,297	107,817	35.97
DENMARK	117,372	80,581	-31.35	157,372	125,532	-20.23
NORWAY	87,845	52,320	-40.44	192,851	94,344	-51.08
SWEDEN	140,067	182,683	30.43	399,063	521,689	30.73
FINLAND	4,540	29,724	554.71	176,577	184,079	4.25
IRELAND	304,717	574,600	88.57	534,479	1,201,225	124.75
ITALY	1,197,382	1,167,363	-2.51	1,982,695	1,579,720	-20.32
SPAIN	423,199	380,749	-10.03	1,177,030	870,593	-26.03
PORTUGAL	6,106	3,992	-34.62	5,395	7,135	32.25
GREECE	43,465	57,192	31.58	104,689	131,093	25.22
HUNGARY	7,397	11,182	51.17	9,124	30,281	231.88
POLAND	95,790	46,945	-50.99	96,577	140,773	45.76
ROMANIA	244	184	-24.59	499	15,739	3054.11
BULGARIA	3,695	5,982	61.89	21,421	23,270	8.63
YUGOSLAVIA	2,627	3,263	24.21	4,564	8,242	80.59
AZERBAIJAN	335	490	46.27	33,308	42,068	26.3
UKRAINE	474	121	-74.47	1,366	132	-90.34
ESTONIA	256	568	121.88	500	484	-3.2
CROATIA	6,141	2,682	-56.33	11,309	11,464	1.37
MALTA	8,752	1,238	-85.85	14,148	3,805	-73.11

TABEL 5. PERKEMBANGAN EKSPOR INDONESIA MENURUT KOMODITI DAN NEGARA TUJUAN

JENIS BARANG	BERAT BERSIH (KG)		PERUB	NILAI FOB (US \$)		PERUB
	JAN-SEP 2005	JAN-SEP 2006	%	JAN-SEP 2005	JAN-SEP 2006	%
(1)	(2)	(3)	(4)	(5)	(6)	(7)
SLOVAKIA	1,248	641	-48.64	11,520	3,425	-70.27
SLOVENIA	5,311	6,334	19.26	4,187	5,203	24.27
CZECH REPUBLIC	3,580	3,296	-7.93	23,214	6,325	-72.75
RUSSIA FEDERATION	1,329,931	1,784	-99.87	1,995,506	129,351	-93.52
-PAKAIAN JADI	281,539,113	306,633,656	8.91	3,758,536,127	4,272,106,888	13.66
JAPAN	7,323,401	8,537,752	16.58	98,674,608	107,481,525	8.93
HONG KONG	1,428,999	1,020,217	-28.61	12,298,844	12,103,923	-1.58
KOREA, DEMOCRATIC PEOPLE'S RI	7,700	1,918	-75.09	152,064	46,998	-69.09
KOREA, REPUBLIC OF	2,014,330	1,363,322	-32.32	21,633,637	18,258,446	-15.6
TAIWAN	848,111	496,614	-41.44	8,365,915	6,381,295	-23.72
CHINA	424,362	1,020,673	140.52	5,399,898	9,214,212	70.64
MONGOLIA	56	0	-100	2,481	0	-100
MACAU	51	499	878.43	2,481	13,006	424.22
PAPUA NEW GUINEA	358,517	370,352	3.3	875,060	1,341,339	53.29
THAILAND	170,202	717,092	321.32	2,114,744	6,566,052	210.49
SINGAPORE	7,446,108	6,973,513	-6.35	68,122,103	51,050,627	-25.06
PHILIPPINES	485,979	423,116	-12.94	5,413,191	3,975,324	-26.56
MALAYSIA	6,804,293	8,346,504	22.67	27,467,550	27,788,470	1.17
MYANMAR (FORM. BURMA)	13,274	8,031	-39.5	222,647	58,192	-73.86
CAMBODIA	1,333	3,479	160.99	5,736	25,586	346.06
BRUNEI DARUSSALAM	157,806	261,702	65.84	1,368,940	1,781,024	30.1
LAO PEOPLE'S DEMOCRATIC REPU	6,472	5,999	-7.31	28,887	27,992	-3.1
NEPAL	55,146	78,977	43.21	565,096	752,847	33.22
VIET NAM	92,368	75,372	-18.4	1,131,726	340,385	-69.92
MALDIVES	244,069	43,216	-82.29	1,925,455	231,279	-87.99
INDIA	121,733	67,574	-44.49	770,456	683,692	-11.26
PAKISTAN	113,019	206,709	82.9	998,630	1,413,171	41.51
BANGLADESH	50,424	8,762	-82.62	464,273	58,997	-87.29
SRI LANKA	1,418,386	1,308,451	-7.75	12,080,329	7,149,702	-40.82
AFGHANISTAN	4,867	0	-100	41,620	0	-100
IRAQ	15,730	32,161	104.46	163,760	199,344	21.73
IRAN (ISLAMIC REPUBLIC OF)	93,543	56,482	-39.62	800,688	416,329	-48
SAUDI ARABIA	5,712,789	4,682,778	-18.03	46,730,293	38,402,802	-17.82
KUWAIT	245,639	272,773	11.05	2,601,527	2,369,686	-8.91
JORDAN	27,412	1,962	-92.84	295,756	36,725	-87.58
LEBANON	5,095	13,754	169.95	151,419	421,020	178.05
PALESTINA	0	330	-	0	10,001	-
YEMEN	552,329	391,877	-29.05	4,672,286	3,545,796	-24.11
OMAN	16,004	2,874	-82.04	172,295	18,997	-88.97
SYRIA ARAB REPUBLIC	0	2,852	-	0	17,545	-
TURKEY	632,238	333,535	-47.25	4,105,263	6,359,199	54.9
UNITED ARAB EMIRATES	8,901,371	7,923,629	-10.98	101,866,974	84,514,966	-17.03
QATAR	5,797	8,641	49.06	97,811	170,654	74.47
BAHRAIN	60,559	34,782	-42.57	684,419	246,310	-64.01
CYPRUS	18,480	9,066	-50.94	252,266	116,634	-53.77
EGYPT	385,850	601,990	56.02	4,269,396	6,066,597	42.09
LIBYAN ARAB JAMAHIRIYA	31,251	8,695	-72.18	120,388	117,500	-2.4
MOROCCO	42,346	37,987	-10.29	445,043	468,152	5.19
TUNISIA	620	13,877	2138.23	536	73,651	13640.86
ALGERIA	363,515	159,431	-56.14	4,765,835	1,718,385	-63.94
SUDAN	1,569,393	1,406,638	-10.37	23,391,783	17,923,070	-23.38
ERITREA	1,696	38	-97.76	4,495	2,420	-46.16
NAMIBIA	34,561	3,567	-89.68	341,143	37,952	-88.88
ETHIOPIA	969,455	356,033	-63.27	15,951,029	4,565,535	-71.38
TANZANIA, UNITED REPUBLIC OF	494,927	745,750	50.68	734,133	883,633	20.36
MADAGASCAR	110,893	98,023	-11.61	547,683	244,170	-55.42
SOMALIA	172,561	99,505	-42.34	1,591,584	1,100,467	-30.86
KENYA	929,864	833,305	-10.38	3,170,036	1,854,230	-41.51
REUNION	55,070	57,861	5.07	664,137	330,505	-50.24
MOZAMBIQUE	195,941	140,392	-28.35	411,427	247,886	-39.75
BOTSWANA	2,644	146	-94.48	14,165	275	-98.06
EQUATORIAL GUINEA	0	92,569	-	0	160,130	-
TOGO	3,293,442	5,121,090	55.49	10,303,355	8,978,340	-12.86
GHANA	931,892	649,973	-30.25	3,047,010	994,618	-67.36
LIBERIA	253,615	103,779	-59.08	543,170	108,360	-80.05
GUINEA	1,915,851	1,242,881	-35.13	5,314,393	1,414,318	-73.39
ANGOLA	447,191	708,494	58.43	4,256,385	804,258	-81.1
CONGO	653,763	462,526	-29.25	1,264,964	646,751	-48.87
CAMEROON	452,908	788,990	74.21	715,145	1,054,825	47.5
NIGERIA	3,104,599	520,014	-83.25	21,889,513	1,071,716	-95.1
GABON	93,654	55,161	-41.1	133,216	74,990	-43.71
COTE D'IVOIRE	234,881	221,521	-5.69	494,660	626,567	26.67

TABEL 5. PERKEMBANGAN EKSPOR INDONESIA MENURUT KOMODITI DAN NEGARA TUJUAN

JENIS BARANG	BERAT BERSIH (KG)		PERUB	NILAI FOB (US \$)		PERUB
	JAN-SEP 2005	JAN-SEP 2006	%	JAN-SEP 2005	JAN-SEP 2006	%
(1)	(2)	(3)	(4)	(5)	(6)	(7)
SENEGAL	1,076,597	1,418,514	31.76	1,013,405	1,482,764	46.32
MAURITANIA	309,305	146,606	-52.6	2,477,612	1,335,702	-46.09
MALI	596,757	144,000	-75.87	1,151,119	217,776	-81.08
BENIN	1,262,384	2,323,724	84.07	12,164,238	13,277,904	9.16
BURKINA FASO	124,000	12,000	-90.32	192,524	19,584	-89.83
GAMBIA	261,419	213,688	-18.26	430,613	350,639	-18.57
U.S. VIRGIN ISLANDS	1,177	275	-76.64	4,366	2,397	-45.1
SEYCHELLES	7,295	4,650	-36.26	24,666	30,405	23.27
UGANDA	131,744	127,111	-3.52	503,152	709,703	41.05
CENTRAL AFRICAN REPUBLIC	0	76	-	0	10,519	-
NIGER	565,523	744,445	31.64	3,217,705	5,239,912	62.85
DJIBOUTI	537,976	438,461	-18.5	2,762,142	1,651,518	-40.21
SAINT HELENA	100	0	-100	1,692	0	-100
SAO TOME AND PRINCIPE	11,113	7,991	-28.09	12,852	6,204	-51.73
SWAZILAND	3,748	210	-94.4	49,001	6,924	-85.87
SOUTH AFRICA	575,200	534,726	-7.04	7,386,090	5,719,346	-22.57
ZIMBABWE	88,744	12,879	-85.49	422,297	75,098	-82.22
ZAMBIA	614	5,819	847.72	5,148	69,040	1241.1
MALAWI	5,671	6,135	8.18	6,825	7,330	7.4
COMOROS	9,111	721	-92.09	20,406	1,789	-91.23
BURUNDI	7,482	11,999	60.37	11,076	73,500	563.6
MAURITIUS	72,216	89,364	23.75	298,867	360,462	20.61
VIRGIN ISLANDS (BRITISH)	684	425	-37.87	18,554	4,446	-76.04
AUSTRALIA	2,395,642	1,684,671	-29.68	29,333,669	32,393,049	10.43
NEW ZEALAND	217,378	233,384	7.36	3,633,653	3,168,019	-12.81
MICRONESIA, FEDERATED STATES	2,635	5,719	117.04	15,073	17,970	19.22
GUAM	65,173	3,471	-94.67	91,974	58,613	-36.27
PALAU	21	408	1842.86	120	7,832	6426.67
NEW CALEDONIA	276,604	56,690	-79.5	547,884	601,226	9.74
NORTHERN MARIANA ISLANDS	781	2,867	267.09	35,811	37,807	5.57
SAINT VINCENT AND THE GRENADI	2,267	870	-61.62	4,074	1,178	-71.08
VANUATU	16,458	6,517	-60.4	38,788	15,731	-59.44
WALLIS AND FUTUNA ISLANDS	12,591	1,007	-92	13,526	1,903	-85.93
BRITISH INDIAN OCEAN TERRITOR'	217	0	-100	9,378	0	-100
AMERICAN SAMOA	8,679	3,556	-59.03	62,085	44,497	-28.33
COOK ISLANDS	7,396	2,956	-60.03	16,017	24,122	50.6
FIJI	135,717	127,092	-6.36	1,358,552	834,308	-38.59
KIRIBATI	0	4,722	-	0	6,500	-
SAMOA	4,593	13,366	191.01	20,263	78,834	289.05
SOLOMON ISLANDS	4,686	3,071	-34.46	8,110	8,001	-1.34
TONGA	71,539	22,427	-68.65	97,180	67,896	-30.13
TUVALU	3,038	2,958	-2.63	13,027	24,897	91.12
CHRISTMAS ISLANDS	111	0	-100	486	0	-100
TOKELAU	820	0	-100	7,013	0	-100
EAST TIMOR	142,441	46,333	-67.47	137,126	51,026	-62.79
UNITED STATES	135,177,205	161,385,587	19.39	2,082,266,667	2,575,167,600	23.67
CANADA	3,949,198	4,599,824	16.47	72,900,984	85,676,365	17.52
MEXICO	2,209,134	1,621,959	-26.58	30,789,562	24,345,221	-20.93
GUATEMALA	1,735	0	-100	5,550	0	-100
HONDURAS	106,591	0	-100	437,010	0	-100
NICARAGUA	0	235	-	0	102	-
PANAMA	1,630,486	1,558,220	-4.43	20,346,019	12,821,283	-36.98
CUBA	446	2,408	439.91	300	1,105	268.33
SURINAME	39,778	31,400	-21.06	145,568	147,005	0.99
CHILE	176,085	195,924	11.27	2,011,107	2,964,502	47.41
VENEZUELA	163,361	238,998	46.3	1,140,481	1,039,566	-8.85
ARGENTINA	177,352	98,556	-44.43	1,442,550	1,811,777	25.6
BRAZIL	447,738	679,599	51.78	2,268,676	3,113,598	37.24
COLOMBIA	14,679	83,303	467.5	151,591	757,918	399.98
BOLIVIA	0	115	-	0	4,119	-
URUGUAY	74,957	16,681	-77.75	372,312	250,362	-32.75
PARAGUAY	75	513	584	158	26,288	16537.97
ECUADOR	6,167	8,832	43.21	116,480	171,104	46.9
PERU	17,335	22,834	31.72	238,889	221,982	-7.08
GUYANA	42	0	-100	88	0	-100
TRINIDAD AND TOBAGO	38	60	57.89	1,538	278	-81.92
BAHAMAS	6,659	8,098	21.61	24,556	19,865	-19.1
JAMAICA	2,456	5,388	119.38	42,481	49,631	16.83
PUERTO RICO	975,187	218,246	-77.62	1,645,505	2,774,947	68.64
BELIZE	27,814	27,583	-0.83	236,626	200,610	-15.22
DOMINICAN REPUBLIC	19,548	13,413	-31.38	288,525	85,053	-70.52
EL SALVADOR	12,511	1,304	-89.58	52,589	7,883	-85.01
COSTA RICA	406,773	32,630	-91.98	340,064	121,962	-64.14

TABEL 5. PERKEMBANGAN EKSPOR INDONESIA MENURUT KOMODITI DAN NEGARA TUJUAN

JENIS BARANG	BERAT BERSIH (KG)		PERUB	NILAI FOB (US \$)		PERUB
	JAN-SEP 2005	JAN-SEP 2006	%	JAN-SEP 2005	JAN-SEP 2006	%
(1)	(2)	(3)	(4)	(5)	(6)	(7)
HAITI	0	2,993	-	0	20,780	-
BARBADOS	118	591	400.85	674	10,318	1430.86
ANTIGUA AND BARBUDA	968	5,384	456.2	6,793	35,517	422.85
ANGUILLA	194	2	-98.97	230	48	-79.13
ARUBA	8,098	0	-100	61,906	0	-100
BERMUDA	3,322	3,070	-7.59	38,014	45,556	19.84
DOMINICA	399	0	-100	278	0	-100
FRENCH GUIANA	37	1,656	4375.68	336	6,202	1745.83
FRENCH POLYNESIA	106,771	81,099	-24.04	484,384	427,665	-11.71
GRENADA	1,552	0	-100	16,380	0	-100
MARTINIQUE	15,468	14,907	-3.63	52,261	56,885	8.85
NETHERLANDS ANTILLES	308,110	289,859	-5.92	2,799,926	2,243,524	-19.87
NORFOLK ISLANDS	0	16,595	-	0	214,774	-
SAINT LUCIA	863	3,722	331.29	9,514	6,461	-32.09
SAN MARINO	0	359	-	0	4,920	-
TURKS AND CAICOS ISLANDS	0	167	-	0	520	-
GUADELOUPE	29,381	12,609	-57.08	139,441	66,742	-52.14
SAINT KITTS AND NEVIS	4,907	6,416	30.75	14,414	9,440	-34.51
UNITED KINGDOM	15,944,606	19,353,267	21.38	233,775,045	265,747,757	13.68
NETHERLANDS	4,707,648	5,422,817	15.19	77,491,850	91,495,148	18.07
FRANCE	6,383,468	6,292,814	-1.42	94,756,345	98,999,246	4.48
GERMANY, FED. REP. OF	19,581,869	19,731,208	0.76	294,364,379	323,241,844	9.81
AUSTRIA	250,702	321,913	28.4	3,555,333	5,827,689	63.91
BELGIUM	4,767,481	5,216,258	9.41	82,742,823	93,198,104	12.64
SWITZERLAND	730,746	655,808	-10.25	10,525,454	10,084,402	-4.19
LUXEMBOURG	1,056	2,074	96.4	15,309	33,213	116.95
GIBRALTAR	0	96	-	0	3,320	-
MONACO	2,855	2,461	-13.8	60,810	61,773	1.58
DENMARK	348,536	265,301	-23.88	4,695,963	3,832,562	-18.39
NORWAY	426,283	230,999	-45.81	4,087,566	3,621,282	-11.41
SWEDEN	876,785	828,011	-5.56	10,355,274	12,737,960	23.01
FINLAND	186,917	93,573	-49.94	2,406,788	1,306,062	-45.73
IRELAND	388,319	451,344	16.23	5,623,675	6,507,392	15.71
ITALY	3,841,322	3,339,356	-13.07	56,543,279	65,990,503	16.71
SPAIN	2,917,342	3,161,894	8.38	29,512,727	37,289,667	26.35
PORTUGAL	51,550	92,311	79.07	631,966	850,725	34.62
ICELAND	371	2,048	452.02	10,054	690	-93.14
GREECE	465,117	121,260	-73.93	1,990,442	1,782,650	-10.44
ANDORRA	0	88	-	0	2,122	-
CZECHOSLOVAKIA	737,671	251,278	-65.94	1,726,553	628,552	-63.59
HUNGARY	43,359	41,106	-5.2	312,040	371,449	19.04
POLAND	158,513	209,178	31.96	2,286,031	3,069,741	34.28
ROMANIA	6,983	8,722	24.9	84,921	101,752	19.82
BULGARIA	10,590	11,375	7.41	218,288	133,445	-38.87
YUGOSLAVIA	3,077	2,882	-6.34	33,355	36,510	9.46
ALBANIA	0	667	-	0	3,892	-
BELARUS	0	33	-	0	2,170	-
KAZAKHSTAN	11	906	8136.36	223	17,299	7657.4
MOLDOVA, REPUBLIC OF	324	307	-5.25	4,602	4,596	-0.13
UKRAINE	324,682	385,302	18.67	4,242,752	4,608,971	8.63
UZBEKISTAN	4	274	6750	40	5,943	14757.5
LITHUANIA	6,180	7,876	27.44	83,766	88,098	5.17
LATVIA	39,117	91,284	133.36	269,934	444,041	64.5
ESTONIA	5,934	8,567	44.37	111,627	141,186	26.48
GEORGIA	508	13	-97.44	6,410	210	-96.72
CROATIA	49,366	30,126	-38.97	385,903	190,837	-50.55
MALTA	5,731	90,743	1483.37	42,032	607,843	1346.14
SLOVAKIA	3,119	18,791	502.47	52,284	195,063	273.08
SLOVENIA	4,451	9,925	122.98	57,990	65,004	12.1
CZECH REPUBLIC	31,217	27,598	-11.59	487,043	690,726	41.82
SOUTH GEORGIA AND THE SOUTH	210	0	-100	1,035	0	-100
FAEROE ISLANDS	6,734	0	-100	67,500	0	-100
RUSSIA FEDERATION	466,799	457,183	-2.06	9,302,378	9,900,207	6.43
-KAIN TENUN	224,426,024	218,539,738	-2.62	1,028,288,760	1,023,863,664	-0.43
JAPAN	21,718,306	22,467,064	3.45	81,980,615	89,064,790	8.64
HONG KONG	7,425,505	6,330,662	-14.74	51,889,000	38,629,213	-25.55
KOREA, DEMOCRATIC PEOPLE'S RI	0	147	-	0	2,283	-
KOREA, REPUBLIC OF	3,282,913	2,519,672	-23.25	12,243,219	10,109,902	-17.42
TAIWAN	2,569,987	1,432,182	-44.27	9,583,508	7,693,462	-19.72
CHINA	4,625,242	4,353,851	-5.87	26,605,672	27,856,618	4.7
MONGOLIA	0	952	-	0	7,524	-
MACAU	170,444	156,926	-7.93	1,093,856	977,150	-10.67

TABEL 5. PERKEMBANGAN EKSPOR INDONESIA MENURUT KOMODITI DAN NEGARA TUJUAN

JENIS BARANG	BERAT BERSIH (KG)		PERUB	NILAI FOB (US \$)		PERUB
	JAN-SEP 2005	JAN-SEP 2006	%	JAN-SEP 2005	JAN-SEP 2006	%
(1)	(2)	(3)	(4)	(5)	(6)	(7)
PAPUA NEW GUINEA	128,266	183,466	43.04	558,608	990,880	77.38
THAILAND	6,268,324	5,817,197	-7.2	27,636,801	24,834,494	-10.14
SINGAPORE	6,265,330	4,635,730	-26.01	31,450,111	23,565,597	-25.07
PHILIPPINES	4,276,042	3,800,082	-11.13	22,282,021	34,146,756	53.25
MALAYSIA	18,434,978	15,101,367	-18.08	72,205,746	57,859,492	-19.87
MYANMAR (FORM. BURMA)	680,548	649,767	-4.52	3,887,502	3,750,028	-3.54
CAMBODIA	2,391,698	3,023,915	26.43	9,101,700	10,973,121	20.56
BRUNEI DARUSSALAM	54,673	61,779	13	275,113	398,420	44.82
LAO PEOPLE'S DEMOCRATIC REPU	66,526	75,459	13.43	255,069	282,041	10.57
NEPAL	42,167	9,835	-76.68	160,382	23,922	-85.08
VIET NAM	3,236,477	3,495,648	8.01	19,794,070	21,230,829	7.26
MALDIVES	158,690	78,724	-50.39	589,508	286,736	-51.36
INDIA	1,653,334	2,363,696	42.97	10,009,980	14,070,144	40.56
PAKISTAN	863,211	779,169	-9.74	2,907,965	2,658,313	-8.59
BANGLADESH	7,342,462	6,578,507	-10.4	26,659,722	28,112,639	5.45
SRI LANKA	4,829,828	4,530,423	-6.2	25,762,444	23,280,355	-9.63
AFGHANISTAN	242,954	160,847	-33.8	1,113,891	725,879	-34.83
IRAQ	3,803	0	-100	36,034	0	-100
IRAN (ISLAMIC REPUBLIC OF)	740,162	853,426	15.3	3,267,170	3,811,097	16.65
SAUDI ARABIA	10,237,371	8,575,802	-16.23	58,799,158	51,292,038	-12.77
KUWAIT	520,897	758,315	45.58	3,702,111	5,276,451	42.53
JORDAN	589,713	1,030,969	74.83	2,395,232	4,579,362	91.19
LEBANON	170,716	128,748	-24.58	916,496	790,967	-13.7
YEMEN	993,693	827,968	-16.68	5,986,935	4,395,531	-26.58
OMAN	410,603	491,968	19.82	2,059,096	2,639,317	28.18
SYRIA ARAB REPUBLIC	1,340,130	1,329,557	-0.79	6,125,746	6,842,894	11.71
TURKEY	13,172,084	18,135,566	37.68	53,431,677	72,388,846	35.48
UNITED ARAB EMIRATES	19,091,145	19,119,732	0.15	112,579,280	109,598,653	-2.65
QATAR	54,820	127,350	132.31	342,072	713,982	108.72
BAHRAIN	67,652	126,372	86.8	469,629	914,871	94.81
CYPRUS	153,675	93,370	-39.24	3,983,824	553,180	-86.11
EGYPT	2,035,029	1,566,464	-23.02	6,427,591	5,622,754	-12.52
LIBYAN ARAB JAMAHIRIYA	77,777	532,506	584.66	314,785	2,324,817	638.54
MOROCCO	495,972	737,483	48.69	2,643,126	4,987,551	88.7
TUNISIA	97,169	175,443	80.55	476,717	708,428	48.61
ALGERIA	167,415	241,749	44.4	548,028	471,581	-13.95
SUDAN	437,677	259,627	-40.68	1,674,522	1,379,141	-17.64
LESOTHO	612,708	479,769	-21.7	1,916,202	1,439,208	-24.89
ETHIOPIA	0	19,200	-	0	67,047	-
TANZANIA, UNITED REPUBLIC OF	17,643	0	-100	115,209	0	-100
MADAGASCAR	219,578	352,012	60.31	882,046	1,255,582	42.35
SOMALIA	5,045	59,739	1084.12	26,083	443,998	1602.25
KENYA	1,129,326	875,182	-22.5	4,642,289	3,654,137	-21.29
REUNION	1,338	0	-100	8,237	0	-100
MOZAMBIQUE	586,518	199,996	-65.9	886,511	295,371	-66.68
BOTSWANA	91,965	6,779	-92.63	456,961	26,175	-94.27
EQUATORIAL GUINEA	0	126	-	0	288	-
TOGO	322,158	92,978	-71.14	2,170,928	440,179	-79.72
GHANA	595,749	159,611	-73.21	2,632,745	746,290	-71.65
GUINEA	10,100	70,776	600.75	2,892	71,080	2357.81
CONGO	0	1	-	0	16	-
CAMEROON	4,489	40,524	802.74	25,350	90,318	256.28
NIGERIA	1,781,872	53,686	-96.99	10,019,425	591,496	-94.1
GABON	7,241	19,247	165.81	12,975	26,036	100.66
COTE D'IVOIRE	36,548	3,422	-90.64	97,136	13,019	-86.6
SENEGAL	49,902	19,658	-60.61	173,617	52,353	-69.85
MALI	0	1,428	-	0	12,071	-
BENIN	232,620	45,041	-80.64	1,426,631	289,795	-79.69
BURKINA FASO	1,292	0	-100	6,392	0	-100
GAMBIA	7,687	15,368	99.92	28,204	48,327	71.35
U.S. VIRGIN ISLANDS	44	0	-100	174	0	-100
UGANDA	5,522	0	-100	40,555	0	-100
NIGER	77,329	0	-100	382,567	0	-100
DJIBOUTI	122,884	146,988	19.62	479,626	602,091	25.53
SWAZILAND	730,200	20,126	-97.24	1,893,999	46,202	-97.56
SOUTH AFRICA	3,507,607	3,773,782	7.59	15,060,709	16,034,377	6.46
ZIMBABWE	337,425	259,895	-22.98	1,490,367	1,015,166	-31.88
ZAMBIA	3,142	0	-100	14,279	0	-100
MAURITIUS	221,892	455,381	105.23	1,061,871	1,646,189	55.03
ZAIRE	0	12,600	-	0	99,351	-
VIRGIN ISLANDS (BRITISH)	27,798	0	-100	317,389	0	-100
AUSTRALIA	2,554,985	1,929,893	-24.47	8,474,449	7,095,700	-16.27
NEW ZEALAND	590,502	351,995	-40.39	2,086,578	1,866,407	-10.55

TABEL 5. PERKEMBANGAN EKSPOR INDONESIA MENURUT KOMODITI DAN NEGARA TUJUAN

JENIS BARANG	BERAT BERSIH (KG)		PERUB	NILAI FOB (US \$)		PERUB
	JAN-SEP 2005	JAN-SEP 2006	%	JAN-SEP 2005	JAN-SEP 2006	%
(1)	(2)	(3)	(4)	(5)	(6)	(7)
MICRONESIA, FEDERATED STATES	0	28,455	-	0	189,311	-
GUAM	0	334	-	0	596	-
PALAU	337	0	-100	241	0	-100
NEW CALEDONIA	22,046	16	-99.93	67,479	115	-99.83
VANUATU	68	0	-100	1,538	0	-100
AMERICAN SAMOA	1,724	2,172	25.99	9,045	18,200	101.22
COOK ISLANDS	1,551	333	-78.53	3,716	5,348	43.92
FIJI	272,572	233,225	-14.44	1,229,300	1,122,192	-8.71
KIRIBATI	0	2,877	-	0	3,960	-
MARSHALL ISLANDS	0	1,600	-	0	10,485	-
SAMOA	4,219	0	-100	22,623	0	-100
TONGA	569	0	-100	302	0	-100
EAST TIMOR	2,823	3,325	17.78	2,552	13,135	414.69
UNITED STATES	10,638,409	10,025,984	-5.76	49,871,467	54,063,480	8.41
CANADA	1,434,753	1,268,377	-11.6	7,570,336	7,451,830	-1.57
MEXICO	2,041,791	3,240,570	58.71	9,824,607	13,102,430	33.36
GUATEMALA	201,290	192,959	-4.14	842,189	744,190	-11.64
HONDURAS	453,465	145,689	-67.87	2,439,854	954,536	-60.88
NICARAGUA	449,919	174,486	-61.22	1,163,974	529,208	-54.53
PANAMA	858,068	535,644	-37.58	4,113,730	2,419,075	-41.2
CUBA	1,438	0	-100	4,337	0	-100
SURINAME	14,357	16,731	16.54	53,131	56,491	6.32
CHILE	314,487	353,466	12.39	1,355,728	1,398,878	3.18
VENEZUELA	247,457	133,472	-46.06	1,284,661	587,873	-54.24
ARGENTINA	1,409,375	737,914	-47.64	4,974,614	3,158,652	-36.5
BRAZIL	1,174,147	1,083,026	-7.76	7,014,947	6,528,044	-6.94
COLOMBIA	409,396	478,577	16.9	2,203,690	2,446,614	11.02
BOLIVIA	447	2,271	408.05	22,558	16,176	-28.29
URUGUAY	127,177	21,255	-83.29	323,099	90,696	-71.93
PARAGUAY	23,171	13,299	-42.6	187,169	88,449	-52.74
ECUADOR	135,410	20,466	-84.89	516,658	111,524	-78.41
PERU	339,289	299,841	-11.63	1,690,303	1,711,675	1.26
GUYANA	35,494	0	-100	160,661	0	-100
TRINIDAD AND TOBAGO	15,247	190,093	1146.76	62,786	550,086	776.13
JAMAICA	19,975	33,688	68.65	109,260	183,920	68.33
PUERTO RICO	984	22	-97.76	1,207	398	-67.03
DOMINICAN REPUBLIC	191,021	161,239	-15.59	1,135,222	1,050,490	-7.46
EL SALVADOR	244,395	277,689	13.62	1,159,081	1,325,307	14.34
COSTA RICA	2,092	1,665	-20.41	12,801	6,529	-49
BARBADOS	0	1	-	0	1	-
ANGUILLA	64	0	-100	75	0	-100
CAPE VERDE	0	979	-	0	6,389	-
DOMINICA	0	6,081	-	0	29,769	-
FRENCH POLYNESIA	5,735	8,932	55.75	82,875	115,911	39.86
MARTINIQUE	23	0	-100	38	0	-100
NETHERLANDS ANTILLES	12,705	5,887	-53.66	91,917	15,849	-82.76
GUADELOUPE	299	0	-100	639	0	-100
UNITED KINGDOM	4,697,892	4,395,953	-6.43	18,936,156	22,925,056	21.06
NETHERLANDS	5,186,330	6,009,208	15.87	20,544,913	22,639,576	10.2
FRANCE	1,336,754	1,472,788	10.18	7,092,967	8,300,775	17.03
GERMANY, FED. REP. OF	7,052,259	6,742,293	-4.4	32,809,534	30,710,665	-6.4
AUSTRIA	39,764	37,823	-4.88	313,837	383,968	22.35
BELGIUM	3,731,921	3,631,209	-2.7	11,450,062	12,496,862	9.14
SWITZERLAND	105,117	5,149	-95.1	75,215	58,105	-22.75
DENMARK	79,935	295,695	269.92	658,219	1,577,158	139.61
NORWAY	60,649	91,497	50.86	252,705	416,205	64.7
SWEDEN	59,901	46,850	-21.79	492,589	263,030	-46.6
FINLAND	285,595	359,041	25.72	1,811,163	2,260,983	24.84
IRELAND	30,933	69,118	123.44	156,123	263,033	68.48
ITALY	11,023,227	13,750,779	24.74	35,897,781	44,875,308	25.01
SPAIN	3,788,694	4,396,062	16.03	13,884,330	15,688,285	12.99
PORTUGAL	379,867	487,836	28.42	1,747,902	1,989,091	13.8
ICELAND	12,908	5,505	-57.35	83,890	1,855	-97.79
GREECE	813,724	530,090	-34.86	3,970,350	3,001,866	-24.39
HUNGARY	439,232	856,884	95.09	1,970,218	3,491,076	77.19
POLAND	1,026,806	1,211,043	17.94	5,905,647	7,112,287	20.43
ROMANIA	22,163	144,132	550.33	109,724	568,719	418.32
BULGARIA	380,594	78,150	-79.47	2,258,757	437,301	-80.64
BELARUS	520,120	130,135	-74.98	3,167,586	947,777	-70.08
UKRAINE	449,558	382,831	-14.84	2,783,591	2,259,702	-18.82
UZBEKISTAN	154,287	178,077	15.42	143,074	437,808	206
LITHUANIA	119	9,700	8051.26	1,601	53,637	3250.22
LATVIA	2,316	2,129	-8.07	32,621	27,938	-14.36

TABEL 5. PERKEMBANGAN EKSPOR INDONESIA MENURUT KOMODITI DAN NEGARA TUJUAN

JENIS BARANG	BERAT BERSIH (KG)		PERUB	NILAI FOB (US \$)		PERUB
	JAN-SEP 2005	JAN-SEP 2006	%	JAN-SEP 2005	JAN-SEP 2006	%
(1)	(2)	(3)	(4)	(5)	(6)	(7)
ESTONIA	13,513	10,114	-25.15	51,216	54,494	6.4
CROATIA	0	9,398	-	0	30,492	-
BOSNIA AND HERZEGOVINA	5,096	0	-100	23,750	0	-100
MALTA	1,527	68,472	4384.09	11,105	250,221	2153.23
SLOVAKIA	27,434	13,701	-50.06	183,495	108,659	-40.78
SLOVENIA	2,999	12,117	304.03	23,304	116,695	400.75
CZECH REPUBLIC	46,056	89,908	95.21	282,058	541,606	92.02
RUSSIA FEDERATION	62,428	128,726	106.2	494,739	675,301	36.5
-TEKSTIL LAINNYA	837,836,074	902,548,312	7.72	1,744,199,151	1,919,622,639	10.06
JAPAN	64,219,936	63,165,166	-1.64	182,083,702	179,361,262	-1.5
HONG KONG	38,274,886	30,536,612	-20.22	80,625,033	61,059,449	-24.27
KOREA, DEMOCRATIC PEOPLE'S RI	1,551,729	968,788	-37.57	2,996,091	1,961,985	-34.52
KOREA, REPUBLIC OF	64,057,420	62,359,657	-2.65	137,383,873	153,852,906	11.99
TAIWAN	28,582,555	27,851,508	-2.56	50,447,550	46,675,310	-7.48
CHINA	41,045,682	37,261,917	-9.22	72,408,181	77,259,172	6.7
MONGOLIA	273	162	-40.66	1	1,209	120800
MACAU	289,141	2,166,953	649.45	709,261	5,722,229	706.79
PAPUA NEW GUINEA	458,954	182,666	-60.2	898,361	393,453	-56.2
THAILAND	19,249,235	22,595,299	17.38	47,676,887	52,904,971	10.97
SINGAPORE	16,724,235	23,882,519	42.8	49,677,256	48,088,306	-3.2
PHILIPPINES	22,954,369	21,981,848	-4.24	45,742,852	44,494,672	-2.73
MALAYSIA	21,840,298	23,904,851	9.45	52,959,271	57,102,577	7.82
MYANMAR (FORM. BURMA)	53,677	166,186	209.6	255,113	786,085	208.13
CAMBODIA	401,361	711,488	77.27	1,592,288	2,108,710	32.43
BRUNEI DARUSSALAM	178,990	131,034	-26.79	828,566	336,573	-59.38
NEPAL	55,143	17,483	-68.3	119,255	24,487	-79.47
BHUTAN	0	19,075	-	0	50,141	-
VIET NAM	18,894,167	18,618,962	-1.46	34,305,510	33,955,152	-1.02
MALDIVES	35,202	49,832	41.56	189,101	213,743	13.03
INDIA	48,409,139	36,882,764	-23.81	81,248,063	58,247,685	-28.31
PAKISTAN	25,886,438	29,770,091	15	38,733,587	46,079,914	18.97
BANGLADESH	17,401,406	15,429,419	-11.33	39,901,217	38,473,877	-3.58
SRI LANKA	10,456,040	9,100,577	-12.96	27,128,153	24,975,470	-7.94
AFGHANISTAN	28,721	11,435	-60.19	97,910	22,725	-76.79
IRAN (ISLAMIC REPUBLIC OF)	16,097,453	17,520,433	8.84	28,124,066	29,925,810	6.41
SAUDI ARABIA	1,921,341	1,552,722	-19.19	9,194,948	6,661,467	-27.55
KUWAIT	71,143	119,280	67.66	466,582	717,943	53.87
JORDAN	694,672	917,467	32.07	1,484,537	1,718,563	15.76
LEBANON	186,896	35,874	-80.81	481,745	131,253	-72.75
YEMEN	601,231	869,768	44.66	1,994,031	2,580,761	29.42
OMAN	66,712	29,869	-55.23	155,630	89,479	-42.51
SYRIA ARAB REPUBLIC	4,332,974	2,847,262	-34.29	6,628,582	5,010,920	-24.4
TURKEY	50,694,409	57,149,630	12.73	89,592,166	109,657,492	22.4
UNITED ARAB EMIRATES	5,416,712	3,923,424	-27.57	16,319,369	16,880,961	3.44
QATAR	1,246	30,448	2343.66	3,469	125,600	3520.64
BAHRAIN	162,704	7,208	-95.57	406,837	4,133	-98.98
CYPRUS	44,138	4,271	-90.32	216,700	13,955	-93.56
EGYPT	35,995,558	38,048,564	5.7	53,961,789	60,505,196	12.13
LIBYAN ARAB JAMAHIRIYA	59,775	69,868	-27.05	164,081	94,213	-42.58
MOROCCO	2,431,939	5,841,440	140.2	3,283,997	7,038,227	114.32
TUNISIA	475,193	420,581	-11.49	883,900	917,729	3.83
ALGERIA	2,654,908	2,305,211	-13.17	4,283,298	4,043,820	-5.59
SUDAN	71,732	284,614	296.77	138,323	758,631	448.45
ERITREA	9,576	10,641	11.12	31,601	37,246	17.86
NAMIBIA	38	11	-71.05	91	39	-57.14
ETHIOPIA	86,682	44,400	-48.78	561,497	139,800	-75.1
TANZANIA, UNITED REPUBLIC OF	431,745	285,986	-33.76	887,067	454,912	-48.72
MADAGASCAR	431,450	200,900	-53.44	816,811	520,302	-36.3
SOMALIA	8,793	60,917	592.79	73,710	579,762	686.54
KENYA	1,263,089	1,060,573	-16.03	2,744,575	2,045,491	-25.47
REUNION	42,318	40,337	-4.68	75,935	86,030	13.29
MOZAMBIQUE	26,115	47,605	82.29	34,697	110,861	219.51
BOTSWANA	690	6,892	898.84	720	16,044	2128.33
EQUATORIAL GUINEA	0	1,014	-	0	946	-
TOGO	67,446	93,856	39.16	287,896	367,458	27.64
GHANA	290,678	642,765	121.13	780,202	2,251,543	188.58
LIBERIA	33,548	240	-99.28	292,188	5,000	-98.29
GUINEA	74,074	55,649	-24.87	209,647	132,345	-36.87
ANGOLA	309	3,538	1044.98	532	2,203	314.1
CONGO	79,024	22,687	-71.29	292,656	78,385	-73.22
CAMEROON	146,058	23,966	-83.59	288,187	35,465	-87.69
NIGERIA	540,511	186,659	-65.47	2,651,411	544,004	-79.48

TABEL 5. PERKEMBANGAN EKSPOR INDONESIA MENURUT KOMODITI DAN NEGARA TUJUAN

JENIS BARANG	BERAT BERSIH (KG)		PERUB	NILAI FOB (US \$)		PERUB
	JAN-SEP 2005	JAN-SEP 2006	%	JAN-SEP 2005	JAN-SEP 2006	%
	(1)	(2)	(3)	(4)	(5)	(6)
SIERRA LEONE	0	30,978	-	0	76,696	-
GABON	72,218	92,939	28.69	99,781	120,995	21.26
COTE D'IVOIRE	182,998	301,444	64.73	490,715	808,653	64.79
SENEGAL	157,475	191,241	21.44	408,474	490,827	20.16
MAURITANIA	846,047	420,512	-50.3	2,334,881	1,449,865	-37.9
MALI	0	4,000	-	0	2,000	-
BENIN	131,719	157,168	19.32	810,646	1,070,421	32.05
GAMBIA	12,234	25,957	112.17	19,737	30,531	54.69
U.S. VIRGIN ISLANDS	6,259	50	-99.2	5,530	376	-93.2
SEYCHELLES	7,468	10,011	34.05	24,014	22,392	-6.75
UGANDA	143	30,328	21108.39	276	127,134	45963.04
CENTRAL AFRICAN REPUBLIC	0	10,808	-	0	80,819	-
NIGER	141,254	16,904	-88.03	460,265	82,212	-82.14
DJIBOUTI	2,917,130	2,466,021	-15.46	6,807,408	5,524,339	-18.85
SAO TOME AND PRINCIPE	3,727	0	-100	5,400	0	-100
SOUTH AFRICA	4,622,107	4,735,936	2.46	9,874,037	10,710,871	8.48
ZIMBABWE	324,178	92,503	-71.47	982,486	264,863	-73.04
ZAMBIA	42,443	8,290	-80.47	73,461	20,049	-72.71
BURUNDI	0	190	-	0	85	-
MAURITIUS	559,292	1,186,725	112.18	1,287,399	3,553,676	176.04
RWANDA	0	23,520	-	0	32,599	-
ZAIRE	0	15,213	-	0	36,117	-
VIRGIN ISLANDS (BRITISH)	5,404	453	-91.62	43,959	2,111	-95.2
AUSTRALIA	12,307,598	13,179,542	7.08	28,566,307	28,542,366	-0.08
NEW ZEALAND	2,348,079	2,192,862	-6.61	6,727,396	6,112,593	-9.14
MICRONESIA, FEDERATED STATES	1,464	43	-97.06	1,122	98	-91.27
GUAM	4,832	9,971	106.35	79,482	34,296	-56.85
PALAU	127	34	-73.23	255	4,728	1754.12
NEW CALEDONIA	52,610	59,053	12.25	163,462	206,154	26.12
NORTHERN MARIANA ISLANDS	3,929	3,151	-19.8	6,764	6,499	-3.92
SAINT VINCENT AND THE GRENADI	2,789	10,951	292.65	4,290	7,077	64.97
VANUATU	7,120	19,129	168.67	12,065	19,611	62.54
WALLIS AND FUTUNA ISLANDS	449	8,067	1696.66	205	14,333	6891.71
AMERICAN SAMOA	5,715	95	-98.34	32,762	12,955	-60.46
COOK ISLANDS	14,559	6,346	-56.41	34,529	28,188	-18.36
FIJI	200,522	56,109	-72.02	849,494	272,989	-67.86
MARSHALL ISLANDS	0	214	-	0	525	-
SAMOA	541	0	-100	7,252	0	-100
SOLOMON ISLANDS	102	0	-100	107	0	-100
TONGA	49	0	-100	88	0	-100
EAST TIMOR	410,018	302,862	-26.13	1,052,880	480,899	-54.33
UNITED STATES	48,877,711	64,413,523	31.79	107,269,825	145,181,121	35.34
CANADA	5,331,606	6,403,048	20.1	10,993,879	14,592,792	32.74
MEXICO	6,582,173	10,437,481	58.57	13,557,640	20,232,883	49.24
GUATEMALA	441,161	538,410	22.04	923,024	1,047,802	13.52
HONDURAS	231,938	81,944	-64.67	482,557	175,799	-63.57
NICARAGUA	12,600	13,302	5.57	26,040	28,675	10.12
PANAMA	248,238	322,182	29.79	531,336	659,528	24.13
CUBA	29,503	161	-99.45	40,605	3,001	-92.61
SURINAME	103,391	144,483	39.74	178,739	302,748	69.38
CHILE	2,435,953	3,309,280	35.85	5,135,503	7,313,527	42.41
VENEZUELA	7,952,499	5,963,954	-25.01	20,149,222	13,139,902	-34.79
ARGENTINA	12,749,032	16,431,141	28.88	24,367,557	33,589,274	37.84
BRAZIL	56,917,866	79,738,473	40.09	97,629,219	147,934,533	51.53
COLOMBIA	8,021,335	7,276,400	-9.29	16,060,788	14,559,825	-9.35
URUGUAY	280,388	501,812	78.97	464,222	1,047,115	125.56
PARAGUAY	102,587	0	-100	220,182	0	-100
ECUADOR	1,276,646	1,452,706	13.79	2,121,705	2,802,977	32.11
PERU	1,346,506	1,599,638	18.8	2,413,371	3,540,278	46.69
GUYANA	7,199	37,431	419.95	12,750	60,282	372.8
TRINIDAD AND TOBAGO	49,861	57,332	14.98	85,909	108,093	25.82
BAHAMAS	2,935	4,175	42.25	11,882	6,487	-45.4
JAMAICA	266,392	245,441	-7.86	402,781	397,036	-1.43
PUERTO RICO	3,312	1,847	-44.23	11,565	11,084	-4.16
BELIZE	4,033	7,887	95.56	8,509	24,119	183.45
DOMINICAN REPUBLIC	365,867	221,782	-39.38	584,742	591,682	1.19
EL SALVADOR	766,584	499,168	-34.88	1,284,296	922,946	-28.14
COSTA RICA	374,968	197,356	-47.37	1,314,744	335,567	-74.48
HAITI	20,855	58,671	181.33	33,342	83,018	148.99
BARBADOS	49	3,066	6157.14	547	7,202	1216.64
ANTIGUA AND BARBUDA	24	1,306	5341.67	89	2,409	2606.74
ANGUILLA	1,245	470	-62.25	5,075	1,937	-61.83
ARUBA	1,109	0	-100	3,133	0	-100

TABEL 5. PERKEMBANGAN EKSPOR INDONESIA MENURUT KOMODITI DAN NEGARA TUJUAN

JENIS BARANG	BERAT BERSIH (KG)		PERUB	NILAI FOB (US \$)		PERUB
	JAN-SEP 2005	JAN-SEP 2006	%	JAN-SEP 2005	JAN-SEP 2006	%
(1)	(2)	(3)	(4)	(5)	(6)	(7)
BERMUDA	618	755	22.17	4,008	4,915	22.63
CAYMAN ISLANDS	103	0	-100	122	0	-100
FRENCH GUIANA	1,810	5,221	188.45	2,492	5,977	139.85
FRENCH POLYNESIA	78,912	107,260	35.92	209,599	316,731	51.11
GRENADA	244	21,793	8831.56	634	47,498	7391.8
MARTINIQUE	9,215	14,486	57.2	20,973	51,809	147.03
NETHERLANDS ANTILLES	38,597	18,607	-51.79	68,031	73,300	7.74
SAINT LUCIA	4,828	2	-99.96	19,350	24	-99.88
TURKS AND CAICOS ISLANDS	11	3,342	30281.82	16	8,759	54643.75
GUADELOUPE	18,238	36,266	98.85	57,705	146,491	153.86
SAINT KITTS AND NEVIS	329	3,017	817.02	3,113	4,514	45
UNITED KINGDOM	6,987,296	7,241,987	3.65	15,949,739	17,293,478	8.42
NETHERLANDS	2,831,418	4,062,176	43.47	6,911,244	9,440,848	36.6
FRANCE	986,536	1,191,063	20.73	4,272,347	5,210,416	21.96
GERMANY, FED. REP. OF	11,968,733	16,813,990	40.48	30,382,661	42,563,968	40.09
AUSTRIA	46,872	98,347	109.82	119,582	270,303	126.04
BELGIUM	14,660,625	18,790,945	28.17	29,317,747	38,589,848	31.63
SWITZERLAND	98,914	267,511	170.45	474,621	528,502	11.35
LUXEMBOURG	0	134	-	0	563	-
MONACO	0	177	-	0	3,049	-
DENMARK	532,811	705,147	32.34	2,306,957	3,291,263	42.67
NORWAY	160,478	97,045	-39.53	1,034,334	747,069	-27.77
SWEDEN	1,327,292	2,036,778	53.45	7,543,872	12,666,779	67.91
FINLAND	485,856	234,157	-51.81	872,818	507,543	-41.85
IRELAND	171,401	29,942	-82.53	537,184	78,803	-85.33
ITALY	21,065,094	29,633,764	40.68	40,708,481	58,602,438	43.96
SPAIN	16,867,876	17,368,913	2.97	34,221,279	36,633,726	7.05
PORTUGAL	2,187,997	3,920,728	79.19	5,008,923	9,713,635	93.93
ICELAND	25,340	946	-96.27	48,325	319	-99.34
GREECE	4,049,255	4,512,361	11.44	8,647,509	10,767,231	24.51
VATICAN CITY STATE (HOLY SEE)	150	0	-100	20	0	-100
CZECHOSLOVAKIA	84,515	445	-99.47	157,636	2,554	-98.38
HUNGARY	1,832,215	1,359,592	-25.8	3,365,952	2,813,507	-16.41
POLAND	3,617,833	3,169,428	-12.39	6,528,703	6,600,350	1.1
ROMANIA	186,182	252,059	35.38	386,590	470,371	21.67
BULGARIA	2,758	30,529	1006.93	5,901	47,619	706.96
YUGOSLAVIA	58	4,345	7391.38	2,146	9,465	341.05
AZERBAIJAN	1,721	0	-100	17,820	0	-100
KAZAKHSTAN	11,822	120	-98.98	116,901	1,350	-98.85
UKRAINE	10,598	85,473	706.5	28,156	247,914	780.5
UZBEKISTAN	0	43,736	-	0	106,080	-
LITHUANIA	395,791	1,265,370	219.71	614,838	2,092,442	240.32
LATVIA	7,211	91,268	1165.68	21,422	288,594	1247.19
ESTONIA	32,478	47,263	45.52	87,403	116,603	33.41
GEORGIA	0	4,316	-	0	2,879	-
CROATIA	7,635	8,177	7.1	27,621	14,209	-48.56
BOSNIA AND HERZEGOVINA	0	1,970	-	0	6,091	-
MALTA	3,244	8,593	164.89	18,872	63,468	236.31
SLOVAKIA	3,045	256,067	8309.43	4,280	414,195	9577.45
SLOVENIA	15,818	83,173	425.81	35,241	110,997	214.97
CZECH REPUBLIC	47,923	292,049	509.41	122,894	539,751	339.2
RUSSIA FEDERATION	172,336	161,127	-6.5	500,827	713,765	42.52
-BARANG DARI KARET	300,589,350	322,894,869	7.42	714,947,797	875,762,643	22.49
JAPAN	52,886,886	59,709,544	12.9	139,379,159	169,783,040	21.81
HONG KONG	3,794,088	4,566,043	20.35	13,257,049	18,305,333	38.08
KOREA, REPUBLIC OF	3,552,667	3,519,709	-0.93	7,219,393	7,936,849	9.94
TAIWAN	4,030,337	3,335,349	-17.24	9,285,976	9,177,966	-1.16
CHINA	2,571,210	4,272,574	66.17	5,980,798	9,369,802	56.66
PAPUA NEW GUINEA	1,861,850	1,796,678	-3.5	3,549,661	4,190,887	18.06
THAILAND	6,080,863	6,600,412	8.54	18,350,191	21,211,550	15.59
SINGAPORE	7,661,591	5,990,013	-21.82	36,002,371	40,809,797	13.35
PHILIPPINES	9,428,621	9,097,607	-3.51	15,138,497	15,115,017	-0.16
MALAYSIA	14,887,970	12,902,397	-13.34	18,459,688	26,801,412	45.19
MYANMAR (FORM. BURMA)	545,865	653,292	19.68	1,232,316	1,461,124	18.57
CAMBODIA	198,708	375,852	89.15	402,627	901,653	123.94
BRUNEI DARUSSALAM	354,336	251,830	-28.93	630,894	526,942	-16.48
LAO PEOPLE'S DEMOCRATIC REPU	59,262	62,722	5.84	127,326	151,932	19.33
NEPAL	40,488	41,805	3.25	97,612	98,955	1.38
VIET NAM	3,230,888	2,484,894	-23.09	6,217,006	6,505,066	4.63
MALDIVES	2,506	7,234	188.67	4,910	20,334	314.13
INDIA	450,906	879,263	95	1,554,761	2,221,057	42.86
PAKISTAN	2,099,019	2,704,868	28.86	4,275,993	5,917,711	38.39

TABEL 5. PERKEMBANGAN EKSPOR INDONESIA MENURUT KOMODITI DAN NEGARA TUJUAN

JENIS BARANG	BERAT BERSIH (KG)		PERUB	NILAI FOB (US \$)		PERUB
	JAN-SEP 2005	JAN-SEP 2006	%	JAN-SEP 2005	JAN-SEP 2006	%
(1)	(2)	(3)	(4)	(5)	(6)	(7)
BANGLADESH	1,694,864	1,619,142	-4.47	3,029,746	3,479,465	14.84
SRI LANKA	2,305,512	1,882,452	-18.35	4,526,677	4,400,987	-2.78
AFGHANISTAN	184,759	61,952	-66.47	365,549	163,341	-55.32
IRAQ	13,270	248,111	1769.71	30,400	594,425	1855.35
IRAN (ISLAMIC REPUBLIC OF)	2,627,705	2,696,981	2.64	5,335,671	6,320,078	18.45
SAUDI ARABIA	13,322,816	15,871,231	19.13	26,520,163	37,424,336	41.12
KUWAIT	580,334	530,053	-8.66	1,246,690	1,293,144	3.73
JORDAN	1,533,457	1,276,762	-16.74	2,573,685	2,624,572	1.98
LEBANON	626,190	520,157	-16.93	1,359,648	1,283,106	-5.63
YEMEN	2,685,855	3,822,302	42.31	5,456,500	9,139,561	67.5
OMAN	567,789	554,748	-2.3	1,258,515	1,352,351	7.46
SYRIA ARAB REPUBLIC	1,530,504	1,135,087	-25.84	3,213,720	2,413,975	-24.89
TURKEY	3,384,285	2,802,177	-17.2	7,227,939	7,413,056	2.56
UNITED ARAB EMIRATES	15,049,371	17,265,681	14.73	33,856,720	42,718,848	26.18
QATAR	310,543	386,906	24.59	730,769	962,229	31.67
BAHRAIN	278,759	210,347	-24.54	686,173	541,226	-21.12
CYPRUS	127,872	149,917	17.24	318,737	401,175	25.86
EGYPT	10,210,840	10,605,545	3.87	18,851,674	23,199,831	23.07
LIBYAN ARAB JAMAHIRIYA	1,841,179	1,732,651	-5.89	4,205,733	4,415,398	4.99
MOROCCO	242,389	275,279	13.57	629,208	706,161	12.23
TUNISIA	73,842	30,440	-58.78	168,367	76,741	-54.42
ALGERIA	308,649	409,833	32.78	689,100	1,030,293	49.51
SUDAN	439,814	589,980	34.14	956,019	1,473,246	54.1
ERITREA	24,909	0	-100	53,471	0	-100
NAMIBIA	0	14	-	0	48	-
ETHIOPIA	64,077	0	-100	120,951	0	-100
TANZANIA, UNITED REPUBLIC OF	235,105	74,340	-68.38	496,812	169,425	-65.9
MADAGASCAR	269	0	-100	1,250	0	-100
KENYA	109,285	87,187	-20.22	234,027	191,002	-18.38
REUNION	86,814	40,194	-53.7	225,596	131,282	-41.81
MOZAMBIQUE	12,505	14,208	13.62	17,523	34,625	97.6
BOTSWANA	300,384	67,422	-77.55	745,082	161,066	-78.38
TOGO	20,294	5,273	-74.02	47,025	10,738	-77.17
GHANA	332,098	664,966	100.23	468,962	967,947	106.4
LIBERIA	8,549	0	-100	20,994	0	-100
GUINEA	34,249	750	-97.81	75,815	1,500	-98.02
ANGOLA	306	127,160	41455.56	525	316,555	60196.19
CONGO	19,514	0	-100	115,200	0	-100
CAMEROON	48,811	17,183	-64.8	86,327	39,133	-54.67
NIGERIA	1,870,467	1,344,954	-28.1	3,822,556	2,889,588	-24.41
COTE D'IVOIRE	85,247	59,171	-30.59	159,362	138,146	-13.31
SENEGAL	78,173	30,125	-61.46	135,730	68,594	-49.46
BENIN	0	98,027	-	0	236,682	-
SEYCHELLES	400	10,422	2505.5	818	27,892	3309.78
UGANDA	63,437	85,599	34.94	112,168	162,117	44.53
DJIBOUTI	681,733	569,055	-16.53	1,450,544	1,359,779	-6.26
SOUTH AFRICA	1,304,334	900,805	-30.94	3,205,293	2,356,465	-26.48
ZIMBABWE	11,573	9,253	-20.05	23,475	33,410	42.32
MALAWI	147,639	11,013	-92.54	295,264	27,720	-90.61
BURUNDI	0	14,691	-	0	35,531	-
MAURITIUS	318,569	161,417	-49.33	616,105	396,667	-35.62
RWANDA	63,289	0	-100	109,162	0	-100
AUSTRALIA	4,984,514	4,151,157	-16.72	11,623,362	10,836,074	-6.77
NEW ZEALAND	1,434,295	1,554,729	8.4	3,403,336	3,953,451	16.16
MICRONESIA, FEDERATED STATES	710	127	-82.11	222	855	285.14
NEW CALEDONIA	12,236	14,556	18.96	26,936	42,899	59.26
VANUATU	8,207	8,806	7.3	18,348	21,196	15.52
AMERICAN SAMOA	16,043	14,198	-11.5	68,969	43,241	-37.3
COOK ISLANDS	0	7,934	-	0	2,824	-
FIJI	368,341	192,978	-47.61	726,380	467,558	-35.63
SAMOA	78,980	90,517	14.61	172,047	308,781	79.47
SOLOMON ISLANDS	551	5,842	960.25	5,790	10,030	73.23
EAST TIMOR	161,143	146,788	-8.91	214,552	281,637	31.27
UNITED STATES	53,104,552	62,120,618	16.98	127,046,877	169,447,550	33.37
CANADA	1,428,909	1,034,997	-27.57	2,717,460	2,302,584	-15.27
MEXICO	876,231	975,594	11.34	1,782,490	2,257,133	26.63
GUATEMALA	228,258	193,939	-15.04	476,725	501,492	5.2
HONDURAS	318,496	393,993	23.7	510,909	828,432	62.15
NICARAGUA	47,612	0	-100	254,886	0	-100
PANAMA	154,706	141,474	-8.55	316,802	324,273	2.36
SURINAME	19,833	18,005	-9.22	41,662	40,547	-2.68
CHILE	72,293	151,265	109.24	171,490	297,426	73.44
VENEZUELA	969,787	83,408	-91.4	2,026,385	258,225	-87.26

TABEL 5. PERKEMBANGAN EKSPOR INDONESIA MENURUT KOMODITI DAN NEGARA TUJUAN

JENIS BARANG	BERAT BERSIH (KG)		PERUB	NILAI FOB (US \$)		PERUB
	JAN-SEP 2005	JAN-SEP 2006	%	JAN-SEP 2005	JAN-SEP 2006	%
(1)	(2)	(3)	(4)	(5)	(6)	(7)
ARGENTINA	330,828	396,669	19.9	1,159,056	1,089,648	-5.99
BRAZIL	828,214	987,171	19.19	1,533,536	1,911,679	24.66
COLOMBIA	649,480	629,300	-3.11	1,408,054	1,525,694	8.35
BOLIVIA	0	16,436	-	0	49,660	-
URUGUAY	69,581	50,420	-27.54	144,992	129,845	-10.45
PARAGUAY	0	33,939	-	0	86,419	-
ECUADOR	90,712	63,087	-30.45	243,599	154,818	-36.45
PERU	417,947	351,926	-15.8	815,665	798,482	-2.11
TRINIDAD AND TOBAGO	123,751	48,618	-60.71	310,486	164,414	-47.05
JAMAICA	606,722	672,538	10.85	1,221,145	1,642,835	34.53
PUERTO RICO	34,395	31,182	-9.34	70,565	81,154	15.01
DOMINICAN REPUBLIC	283,767	425,387	49.91	566,695	1,039,628	83.45
EL SALVADOR	57,219	41,862	-26.84	131,015	90,756	-30.73
COSTA RICA	19,703	359,524	1724.72	50,882	914,265	1696.83
HAITI	48,528	13,965	-71.22	121,888	35,174	-71.14
BARBADOS	9,822	9,025	-8.11	21,960	23,554	7.26
ARUBA	12,918	0	-100	27,753	0	-100
DOMINICA	121,237	112,049	-7.58	247,562	265,655	7.31
FRENCH POLYNESIA	10,504	4,130	-60.68	27,216	10,197	-62.53
MARTINIQUE	0	20,372	-	0	75,559	-
NETHERLANDS ANTILLES	0	5,142	-	0	90,759	-
TURKS AND CAICOS ISLANDS	0	48	-	0	148	-
GUADELOUPE	708	2	-99.72	1,989	25	-98.74
UNITED KINGDOM	13,556,937	12,889,828	-4.92	33,301,788	34,900,915	4.8
NETHERLANDS	4,110,483	5,440,676	32.36	10,317,393	13,502,691	30.87
FRANCE	1,981,031	2,127,198	7.38	5,213,530	5,777,572	10.82
GERMANY, FED. REP. OF	7,941,760	11,140,084	40.27	28,230,534	40,556,151	43.66
AUSTRIA	51,167	100,339	96.1	197,002	302,067	53.33
BELGIUM	6,319,506	8,101,895	28.2	14,770,805	21,157,075	43.24
SWITZERLAND	17,122	37,551	119.31	44,895	103,950	131.54
LUXEMBOURG	11,208	429	-96.17	36,948	1,014	-97.26
DENMARK	839,534	732,049	-12.8	1,774,748	1,650,000	-7.03
NORWAY	561,836	611,677	8.87	1,648,924	1,820,479	10.4
SWEDEN	801,208	763,752	-4.67	2,308,537	2,353,221	1.94
FINLAND	977,609	705,581	-27.83	2,361,405	1,777,885	-24.71
IRELAND	469,781	397,648	-15.35	1,086,073	1,078,756	-0.67
ITALY	9,228,851	8,501,577	-7.88	21,354,296	23,562,797	10.34
SPAIN	2,615,329	2,824,212	7.99	6,387,188	7,754,036	21.4
PORTUGAL	1,305,889	1,339,771	2.59	3,501,001	3,942,340	12.61
ICELAND	2,364	10,512	344.67	6,795	39,060	474.83
GREECE	359,002	579,599	61.45	841,418	1,641,199	95.05
HUNGARY	148,605	261,082	75.69	405,972	967,450	138.3
POLAND	571,340	774,226	35.51	1,450,335	2,489,983	71.68
ROMANIA	14,333	55	-99.62	37,575	40	-99.89
BULGARIA	25,648	81,611	218.2	76,444	138,836	81.62
ALBANIA	0	12,667	-	0	21,180	-
ARMENIA	37,282	62,151	66.71	87,498	159,874	82.72
AZERBAIJAN	101,878	51,263	-49.68	230,899	122,781	-46.82
KAZAKHSTAN	0	10,305	-	0	25,262	-
KYRGYZSTAN	0	39,963	-	0	96,094	-
TURKMENISTAN	59,072	40,390	-31.63	135,127	102,520	-24.13
UKRAINE	48,508	53,347	9.98	115,168	133,991	16.34
UZBEKISTAN	11,877	0	-100	27,231	0	-100
LITHUANIA	78,127	78,494	0.47	181,957	205,208	12.78
LATVIA	204,114	453,578	122.22	399,404	1,010,883	153.1
ESTONIA	7,201	12,181	69.16	15,783	39,120	147.86
GEORGIA	68,344	84,651	23.86	155,468	207,966	33.77
CROATIA	489	9,997	1944.38	988	24,207	2350.1
MALTA	73,807	65,204	-11.66	179,906	173,186	-3.74
SLOVAKIA	0	8,643	-	0	24,125	-
SLOVENIA	87,704	28,964	-66.98	238,270	90,178	-62.15
CZECH REPUBLIC	18,051	105,582	484.91	258,873	354,815	37.06
REP. OF MACEDONIA	0	19,499	-	0	44,600	-
FAEROE ISLANDS	12,559	0	-100	6,096	0	-100
RUSSIA FEDERATION	267,372	439,872	64.52	808,169	1,312,676	62.43
-SHEET	263,348,034	249,716,685	-5.18	321,370,919	475,544,620	47.97
JAPAN	70,422,469	60,213,138	-14.5	84,975,242	111,028,099	30.66
HONG KONG	302,164	745,882	146.85	433,109	1,497,935	245.86
KOREA, REPUBLIC OF	12,944,090	5,841,040	-54.87	15,686,524	11,562,254	-26.29
TAIWAN	4,712,437	5,801,669	23.11	6,473,656	11,641,031	79.82
CHINA	28,872,120	37,544,708	30.04	35,236,548	72,981,667	107.12
THAILAND	0	94,640	-	0	113,568	-

TABEL 5. PERKEMBANGAN EKSPOR INDONESIA MENURUT KOMODITI DAN NEGARA TUJUAN

JENIS BARANG	BERAT BERSIH (KG)		PERUB	NILAI FOB (US \$)		PERUB
	JAN-SEP 2005	JAN-SEP 2006	%	JAN-SEP 2005	JAN-SEP 2006	%
(1)	(2)	(3)	(4)	(5)	(6)	(7)
SINGAPORE	8,873,807	10,450,485	17.77	12,234,847	22,697,819	85.52
PHILIPPINES	1,733,760	3,191,025	84.05	2,185,687	6,171,877	182.38
MALAYSIA	4,000	1,254,039	31250.98	7,532	2,722,905	36051.16
MYANMAR (FORM. BURMA)	100,800	0	-100	114,408	0	-100
VIET NAM	861,315	1,644,538	90.93	1,039,044	3,162,506	204.37
INDIA	3,158,014	2,153,339	-31.81	3,882,033	4,137,961	6.59
PAKISTAN	651,144	654,080	0.45	737,751	1,188,391	61.08
SRI LANKA	1,050,586	40,320	-96.16	1,336,222	61,690	-95.38
IRAN (ISLAMIC REPUBLIC OF)	863,171	1,643,850	90.44	1,025,108	3,292,312	221.17
JORDAN	0	100,800	-	0	186,480	-
OMAN	0	27	-	0	80	-
TURKEY	1,162,025	944,637	-18.71	1,394,441	1,839,569	31.92
EGYPT	927,360	1,995,840	115.22	1,296,136	3,993,148	208.08
ALGERIA	0	42,840	-	0	88,036	-
KENYA	233,760	443,520	89.73	278,576	843,252	202.7
SAINT HELENA	0	91,530	-	0	194,044	-
SOUTH AFRICA	10,137,596	6,327,359	-37.59	12,275,642	11,934,535	-2.78
MAURITIUS	0	590	-	0	1,026	-
AUSTRALIA	3,951,583	1,693,506	-57.14	4,763,304	3,266,530	-31.42
NEW ZEALAND	2,096,640	584,719	-72.11	2,492,814	1,111,514	-55.41
NEW CALEDONIA	1	0	-100	5	0	-100
UNITED STATES	22,287,896	24,558,398	10.19	28,142,366	46,242,447	64.32
CANADA	8,864,830	8,724,756	-1.58	10,638,568	16,664,896	56.65
MEXICO	5,866,561	2,984,738	-49.12	7,071,970	5,554,193	-21.46
CHILE	1,190,040	861,318	-27.62	1,413,832	1,610,651	13.92
VENEZUELA	5,120,639	3,487,680	-31.89	6,149,025	6,447,058	4.85
ARGENTINA	2,217,599	461,520	-79.19	2,621,837	834,955	-68.15
BRAZIL	3,955,708	2,603,783	-34.18	4,825,428	5,074,498	5.16
COLOMBIA	2,197,440	241,920	-88.99	2,561,650	489,817	-80.88
PERU	823,042	337,157	-59.04	1,000,724	699,260	-30.12
COSTA RICA	766,080	120,960	-84.21	911,895	219,240	-75.96
BARBADOS	0	360	-	0	1,332	-
FRENCH POLYNESIA	46	0	-100	168	0	-100
MARTINIQUE	0	367	-	0	2,125	-
GUADELOUPE	0	282	-	0	220	-
UNITED KINGDOM	8,068,589	7,918,078	-1.87	9,728,984	14,713,730	51.24
NETHERLANDS	8,659,437	7,037,121	-18.73	10,126,551	13,018,992	28.56
FRANCE	3,009,894	1,655,209	-45.01	3,579,996	3,391,481	-5.27
GERMANY, FED. REP. OF	2,488,847	6,930,459	178.46	3,130,828	13,703,459	337.69
BELGIUM	16,176,630	16,665,918	3.02	19,246,740	30,869,641	60.39
SWITZERLAND	2	1	-50	55	14	-74.55
LUXEMBOURG	241,920	0	-100	280,627	0	-100
IRELAND	128,520	0	-100	175,344	0	-100
ITALY	1,052,100	1,619,100	53.89	1,282,513	2,470,286	92.61
SPAIN	1,322,662	4,344,866	228.49	1,637,110	8,147,016	397.65
PORTUGAL	0	20,160	-	0	47,555	-
GREECE	100,800	524,160	420	126,856	1,135,459	795.08
HUNGARY	128,520	42,840	-66.67	153,606	76,041	-50.5
POLAND	9,367,284	9,490,025	1.31	11,084,837	17,018,008	53.53
ROMANIA	471,240	356,580	-24.33	556,808	677,135	21.61
YUGOSLAVIA	120,960	20,160	-83.33	150,632	37,901	-74.84
BELARUS	0	382,970	-	0	750,294	-
UKRAINE	1,670,720	2,215,016	32.58	2,031,790	4,650,366	128.88
GEORGIA	38,400	0	-100	50,592	0	-100
SLOVENIA	2,500,818	742,740	-70.3	3,006,725	1,393,843	-53.64
CZECH REPUBLIC	0	20,160	-	0	42,134	-
RUSSIA FEDERATION	1,451,968	1,849,762	27.4	1,814,233	3,842,344	111.79
-CRUMB RUBBER	1,193,856,476	1,479,509,198	23.93	1,437,508,578	2,817,847,432	96.02
JAPAN	112,937,578	209,517,978	85.52	133,760,288	398,132,240	197.65
HONG KONG	581,150	784,212	34.94	714,811	1,650,870	130.95
KOREA, REPUBLIC OF	40,466,899	59,304,635	46.55	48,291,719	115,424,553	139.02
TAIWAN	7,098,063	10,167,846	43.25	8,681,889	19,862,349	128.78
CHINA	142,834,985	226,720,583	58.73	173,900,841	443,160,880	154.84
MONGOLIA	0	100,800	-	0	192,598	-
SINGAPORE	83,364,405	96,815,102	16.13	98,502,763	180,158,349	82.9
PHILIPPINES	151,200	241,920	60	179,247	569,662	217.81
MALAYSIA	1,733,645	3,066,734	76.9	1,938,684	5,973,697	208.13
VIET NAM	4,435,440	23,591,327	431.88	5,628,818	46,584,690	727.61
INDIA	13,623,270	20,583,360	51.09	16,128,097	39,601,940	145.55
PAKISTAN	3,346,560	4,112,828	22.9	4,049,295	7,812,997	92.95
SRI LANKA	1,445,817	403,200	-72.11	1,661,082	737,676	-55.59
IRAN (ISLAMIC REPUBLIC OF)	627,480	12,479,032	1888.75	737,678	26,385,965	3476.89

TABEL 5. PERKEMBANGAN EKSPOR INDONESIA MENURUT KOMODITI DAN NEGARA TUJUAN

JENIS BARANG	BERAT BERSIH (KG)		PERUB	NILAI FOB (US \$)		PERUB
	JAN-SEP 2005	JAN-SEP 2006	%	JAN-SEP 2005	JAN-SEP 2006	%
(1)	(2)	(3)	(4)	(5)	(6)	(7)
SAUDI ARABIA	60,480	0	-100	68,916	0	-100
YEMEN	0	40,320	-	0	106,445	-
TURKEY	18,035,133	19,727,619	9.38	22,427,185	38,570,490	71.98
UNITED ARAB EMIRATES	60,480	80,640	33.33	80,741	143,942	78.28
EGYPT	120,960	0	-100	164,506	0	-100
TUNISIA	0	1,370,880	-	0	2,815,775	-
ALGERIA	128,520	235,620	83.33	174,183	462,410	165.47
ETHIOPIA	302,400	0	-100	356,398	0	-100
TANZANIA, UNITED REPUBLIC OF	100,800	0	-100	118,613	0	-100
KENYA	866,879	362,880	-58.14	1,031,984	646,179	-37.38
SIERRA LEONE	42,840	0	-100	51,408	0	-100
MAURITANIA	0	120,960	-	0	201,049	-
DJIBOUTI	1,108,800	0	-100	1,331,668	0	-100
SOUTH AFRICA	14,188,430	16,448,635	15.93	17,321,468	31,388,207	81.21
ZIMBABWE	40,320	0	-100	48,666	0	-100
AUSTRALIA	6,753,543	9,213,118	36.42	7,948,155	17,069,965	114.77
NEW ZEALAND	1,794,240	2,462,518	37.25	2,231,428	4,630,238	107.5
EAST TIMOR	60,480	42,840	-29.17	81,043	68,944	-14.93
UNITED STATES	448,558,484	414,287,787	-7.64	537,124,624	764,329,036	42.3
CANADA	42,526,629	42,879,516	0.83	51,900,496	81,671,217	57.36
OTH NORTH AMERICA	342,720	0	-100	387,273	0	-100
MEXICO	14,435,679	17,488,799	21.15	17,283,397	33,232,427	92.28
CHILE	5,745,597	6,190,835	7.75	6,748,858	11,265,660	66.93
VENEZUELA	6,611,980	7,134,319	7.9	7,825,909	13,628,640	74.15
ARGENTINA	12,085,100	19,067,652	57.78	14,599,475	36,117,634	147.39
BRAZIL	37,924,693	35,858,144	-5.45	46,014,582	70,904,514	54.09
COLOMBIA	13,265,278	14,037,921	5.82	16,144,398	26,829,242	66.18
ECUADOR	3,951,368	4,032,000	2.04	4,642,501	7,755,033	67.04
PERU	2,559,588	2,493,120	-2.6	3,036,767	4,585,604	51
DOMINICAN REPUBLIC	0	80,640	-	0	154,224	-
COSTA RICA	201,600	439,116	117.82	239,005	746,600	212.38
NORFOLK ISLANDS	200,600	201,600	0.5	231,113	465,625	101.47
UNITED KINGDOM	4,729,620	7,836,689	65.69	5,675,159	14,777,197	160.38
NETHERLANDS	12,230,678	15,292,915	25.04	14,832,481	28,656,248	93.2
FRANCE	20,983,470	29,097,877	38.67	25,104,037	56,926,517	126.76
GERMANY, FED. REP. OF	40,050,766	53,637,334	33.92	48,403,119	104,241,446	115.36
AUSTRIA	0	120,960	-	0	193,330	-
BELGIUM	4,224,408	9,410,375	122.76	5,043,212	18,970,378	276.16
LUXEMBOURG	2,862,720	4,294,080	50	3,790,787	8,466,841	123.35
NORWAY	0	19,200	-	0	44,160	-
SWEDEN	1,028,160	1,209,600	17.65	1,262,577	2,405,612	90.53
IRELAND	214,200	364,140	70	278,640	678,914	143.65
ITALY	13,083,838	15,685,734	19.89	16,471,780	30,941,329	87.84
SPAIN	16,563,395	26,409,596	59.45	19,827,606	50,879,200	156.61
PORTUGAL	0	181,440	-	0	361,397	-
GREECE	2,761,920	1,291,440	-53.24	3,572,329	2,385,732	-33.22
HUNGARY	1,609,128	1,297,800	-19.35	1,924,970	2,426,850	26.07
POLAND	11,136,798	10,410,417	-6.52	13,456,288	20,399,315	51.6
ROMANIA	5,415,480	7,533,536	39.11	6,473,644	15,184,767	134.56
BULGARIA	20,160	0	-100	24,293	0	-100
YUGOSLAVIA	342,720	241,918	-29.41	407,946	488,684	19.79
UKRAINE	1,310,397	109,836	-91.62	1,539,471	218,024	-85.84
SLOVAKIA	0	1,260	-	0	2,375	-
SLOVENIA	9,733,360	10,611,840	9.03	14,563,354	20,430,961	40.29
CZECH REPUBLIC	161,279	342,720	112.5	204,827	751,805	267.04
RUSSIA FEDERATION	673,866	1,921,455	185.14	862,086	3,978,784	361.53
-CREPE	8,319,258	3,552,043	-57.3	10,333,174	6,655,945	-35.59
JAPAN	325	0	-100	11,393	0	-100
HONG KONG	7	0	-100	129	0	-100
KOREA, REPUBLIC OF	114,395	2	-100	165,072	2	-100
TAIWAN	987,840	161,280	-83.67	1,209,583	326,908	-72.97
CHINA	5,382,719	1,814,400	-66.29	6,754,721	3,471,640	-48.6
SINGAPORE	236	2,551	980.93	1,388	1,824	31.41
MALAYSIA	62	0	-100	20	0	-100
VIET NAM	201,869	60,959	-69.8	291,157	108,135	-62.86
INDIA	100,800	0	-100	120,960	0	-100
PAKISTAN	80,640	0	-100	93,950	0	-100
SRI LANKA	100,800	0	-100	117,855	0	-100
SOUTH AFRICA	0	584,640	-	0	1,029,723	-
AUSTRALIA	423,370	20,312	-95.2	517,402	47,077	-90.9
NEW CALEDONIA	0	345	-	0	335	-
UNITED STATES	550,793	564,480	2.48	670,051	1,026,144	53.14

TABEL 5. PERKEMBANGAN EKSPOR INDONESIA MENURUT KOMODITI DAN NEGARA TUJUAN

JENIS BARANG	BERAT BERSIH (KG)		PERUB	NILAI FOB (US \$)		PERUB	
	JAN-SEP 2005	JAN-SEP 2006	%	JAN-SEP 2005	JAN-SEP 2006	%	
(1)	(2)	(3)	(4)	(5)	(6)	(7)	
CANADA	161,314		20	-99.99	201,698	53	-99.97
MEXICO	3		0	-100	18	0	-100
BRAZIL	722		0	-100	2,178	0	-100
FRENCH POLYNESIA	29		1	-96.55	36	25	-30.56
GADELOUPE	36		0	-100	494	0	-100
UNITED KINGDOM	15		3	-80	386	62	-83.94
NETHERLANDS	0		3	-	0	32	-
FRANCE	86,743		92	-99.89	105,433	198	-99.81
GERMANY, FED. REP. OF	12,000		0	-100	14,040	0	-100
AUSTRIA	8		0	-100	43	0	-100
BELGIUM	8	40,320		503900	241	77,112	31896.68
SWITZERLAND	23		0	-100	409	0	-100
DENMARK	0	154		-	0	334	-
NORWAY	172		0	-100	615	0	-100
ITALY	2,382	100,800		4131.74	224	191,016	85175
SPAIN	1,641	28		-98.29	2,170	162	-92.53
PORTUGAL	306	53		-82.68	2,008	187	-90.69
RUSSIA FEDERATION	110,000	201,600		83.27	49,500	374,976	657.53
-BUNGKIL KELAPA	241,291,800	194,172,665		-19.53	18,698,502	11,879,747	-36.47
JAPAN	540,000	342,000		-36.67	41,780	66,225	58.51
KOREA, REPUBLIC OF	108,310,218	93,361,117		-13.8	7,972,469	4,955,981	-37.84
TAIWAN	9,151,560	874,638		-90.44	655,596	89,642	-86.33
CHINA	57,733	19,663,460		33959.31	4,066	1,136,514	27851.65
PHILIPPINES	0	2,000		-	0	1,500	-
MALAYSIA	302,986	65,000		-78.55	34,439	2,582	-92.5
BRUNEI DARUSSALAM	0	669		-	0	2,191	-
VIET NAM	6,352,140	17,671,758		178.2	733,139	1,070,551	46.02
INDIA	65,562,294	18,540,099		-71.72	5,038,351	1,309,808	-74
PAKISTAN	0	634,550		-	0	103,205	-
IRAN (ISLAMIC REPUBLIC OF)	0	2		-	0	5	-
MADAGASCAR	72,520	0		-100	31,909	0	-100
AUSTRALIA	236,475	0		-100	17,011	0	-100
NEW ZEALAND	0	2,640,000		-	0	207,240	-
UNITED STATES	42,000	0		-100	49,560	0	-100
UNITED KINGDOM	22,900	0		-100	19,318	0	-100
NETHERLANDS	48,005,374	35,953,854		-25.1	3,835,774	2,549,029	-33.55
FRANCE	0	18,400		-	0	14,806	-
GERMANY, FED. REP. OF	2,588,000	4,150,000		60.36	186,390	270,150	44.94
BELGIUM	44,000	0		-100	49,720	0	-100
ITALY	3,600	0		-100	28,980	0	-100
GREECE	0	255,118		-	0	100,318	-
-DEDAK/BEKATUL	244,968,459	295,538,161		20.64	23,263,647	27,670,273	18.94
JAPAN	26,665,309	24,461,215		-8.27	2,497,580	2,011,239	-19.47
KOREA, REPUBLIC OF	163,085,230	162,245,895		-0.51	15,370,219	15,238,385	-0.86
TAIWAN	102,597	3,572,400		3381.97	5,355	321,916	5911.5
THAILAND	216,000	506,000		134.26	30,634	70,215	129.21
SINGAPORE	0	5,514		-	0	39,819	-
PHILIPPINES	1,500	17,099,999		1139899.93	615	1,652,525	268603.25
MALAYSIA	2,162,283	1,622,673		-24.96	289,764	155,861	-46.21
VIET NAM	52,735,314	85,908,185		62.9	5,068,030	8,168,362	61.17
GERMANY, FED. REP. OF	226	0		-100	1,450	0	-100
SWITZERLAND	0	116,280		-	0	11,951	-
-LAINNYA	1,178,986,103	1,390,558,760		17.95	59,654,427	80,897,205	35.61
JAPAN	17,418,993	14,055,561		-19.31	3,542,869	3,501,942	-1.16
HONG KONG	22,000	417		-98.1	8,493	7,043	-17.07
KOREA, REPUBLIC OF	227,107,691	143,310,692		-36.9	9,192,850	7,639,333	-16.9
TAIWAN	1,602,053	1,712,500		6.89	144,898	266,127	83.67
CHINA	458,792	4,238,534		823.85	156,367	350,802	124.35
THAILAND	13,481,365	70,225,311		420.91	1,513,287	3,247,625	114.61
SINGAPORE	28,076,629	276,832		-99.01	1,099,785	169,392	-84.6
PHILIPPINES	6,797,241	11,280,091		65.95	365,213	634,659	73.78
MALAYSIA	11,293,104	4,031,749		-64.3	1,099,378	2,011,384	82.96
MYANMAR (FORM. BURMA)	17,000	34,000		100	5,936	10,827	82.4
BRUNEI DARUSSALAM	21,058	1,650		-92.16	28,689	13,776	-51.98
VIET NAM	27,375,098	61,788,211		125.71	2,075,284	3,527,072	69.96
INDIA	3,440,625	3,364,708		-2.21	1,742,921	1,390,222	-20.24
PAKISTAN	291,232	340,325		16.86	71,158	67,134	-5.66
BANGLADESH	1,260,250	4,102,000		225.49	473,140	1,422,590	200.67
SRI LANKA	84,000	0		-100	11,760	0	-100
SAUDI ARABIA	619	11,000,750		1777080.94	876	589,003	67137.79

TABEL 5. PERKEMBANGAN EKSPOR INDONESIA MENURUT KOMODITI DAN NEGARA TUJUAN

JENIS BARANG	BERAT BERSIH (KG)		PERUB	NILAI FOB (US \$)		PERUB
	JAN-SEP 2005	JAN-SEP 2006	%	JAN-SEP 2005	JAN-SEP 2006	%
(1)	(2)	(3)	(4)	(5)	(6)	(7)
JORDAN	104,000	0	-100	86,775	0	-100
UNITED ARAB EMIRATES	26,000	0	-100	24,830	0	-100
BAHRAIN	0	13,000	-	0	9,225	-
EGYPT	452,295	511,320	13.05	331,513	102,264	-69.15
TUNISIA	0	2,074,250	-	0	82,970	-
NIGERIA	845,600	1,200,000	41.91	426,344	606,000	42.14
SOUTH AFRICA	234,248	481,000	105.34	217,720	389,620	78.95
AUSTRALIA	6,312,152	4,270,495	-32.34	1,438,142	1,049,502	-27.02
NEW ZEALAND	0	51,194,039	-	0	2,584,027	-
EAST TIMOR	61,099	193	-99.68	7,255	28	-99.61
UNITED STATES	7,741	56,673	632.11	136,103	213,795	57.08
CHILE	12,250	0	-100	10,596	0	-100
BRAZIL	53,216	1,500	-97.18	62,843	315	-99.5
BOLIVIA	3	0	-100	50	0	-100
UNITED KINGDOM	76,115	169,000	122.03	74,920	130,535	74.23
NETHERLANDS	724,772,724	839,513,284	15.83	31,044,899	44,248,856	42.53
GERMANY, FED. REP. OF	100,098,910	93,313,756	-6.78	3,921,414	4,542,445	15.84
AUSTRIA	13,000	0	-100	11,669	0	-100
BELGIUM	0	3,140	-	0	34,181	-
NORWAY	0	13,000	-	0	8,888	-
IRELAND	13,000	13,000	0	13,650	12,350	-9.52
ITALY	7,000,000	67,557,773	865.11	168,000	1,708,580	917.01
SPAIN	78,000	52,000	-33.33	72,270	37,520	-48.08
PORTUGAL	26,000	13,000	-50	23,130	11,830	-48.85
POLAND	0	182,000	-	0	154,440	-
UKRAINE	0	26,000	-	0	19,873	-
LITHUANIA	0	13,000	-	0	8,869	-
CZECH REPUBLIC	0	77,000	-	0	59,008	-
RUSSIA FEDERATION	52,000	47,006	-9.6	49,400	33,153	-32.89
-MINYAK NILAM	1,943,565	2,083,316	7.19	32,056,967	31,792,839	-0.82
JAPAN	21,607	55,148	155.23	116,032	407,648	251.32
HONG KONG	1,681	4,306	156.16	9,649	81,566	745.33
TAIWAN	29	384	1224.14	846	9,129	979.08
CHINA	106,473	114,787	7.81	531,042	561,552	5.75
THAILAND	498	582	16.87	3,030	4,820	59.08
SINGAPORE	813,125	730,362	-10.18	13,036,056	10,704,624	-17.88
PHILIPPINES	57,538	423	-99.26	176,480	12,845	-92.72
MALAYSIA	992	469	-52.72	9,850	2,280	-76.85
BRUNEI DARUSSALAM	0	580	-	0	3,920	-
INDIA	146,233	221,834	51.7	1,470,469	2,527,807	71.9
PAKISTAN	0	16,024	-	0	319,975	-
BANGLADESH	1,000	0	-100	6,903	0	-100
TURKEY	16,320	1,032	-93.68	73,278	4,982	-93.2
UNITED ARAB EMIRATES	2,499	35,310	1312.97	82,682	691,725	736.61
BAHRAIN	0	400	-	0	9,680	-
KENYA	0	180	-	0	220	-
REUNION	58	0	-100	51	0	-100
SOUTH AFRICA	2,117	5,929	180.07	9,832	34,200	247.84
AUSTRALIA	1,133	1,050	-7.33	32,440	39,342	21.28
NEW ZEALAND	880	0	-100	6,068	0	-100
NEW CALEDONIA	53	0	-100	46	0	-100
UNITED STATES	205,967	277,675	34.82	3,603,972	4,523,851	25.52
CANADA	4,516	379	-91.61	34,810	9,980	-71.33
MEXICO	400	3,530	782.5	1,648	17,832	982.04
CHILE	1,100	2,000	81.82	14,980	23,800	58.88
ARGENTINA	400	800	100	7,865	16,945	115.45
BRAZIL	2,906	7,350	152.92	36,257	83,477	130.24
UNITED KINGDOM	77,492	34,847	-55.03	1,736,334	736,017	-57.61
NETHERLANDS	150,506	176,624	17.35	3,718,621	3,578,424	-3.77
FRANCE	131,110	155,325	18.47	3,197,506	3,063,130	-4.2
GERMANY, FED. REP. OF	47,567	58,655	23.31	1,066,024	1,183,257	11
BELGIUM	0	600	-	0	142,200	-
SWITZERLAND	86,148	124,373	44.37	1,753,464	2,122,018	21.02
SWEDEN	6	0	-100	53	0	-100
IRELAND	0	1	-	0	890	-
ITALY	100	2,200	2100	650	48,063	7294.31
SPAIN	63,111	45,157	-28.45	1,320,029	820,140	-37.87
RUSSIA FEDERATION	0	5,000	-	0	6,500	-
-MINYAK ATSIRI LAINNYA	933,759	914,658	-2.05	14,908,785	13,100,851	-12.13
JAPAN	4,040	3,665	-9.28	335,678	188,020	-43.99
HONG KONG	1,761	2,761	56.79	3,956	7,502	89.64

TABEL 5. PERKEMBANGAN EKSPOR INDONESIA MENURUT KOMODITI DAN NEGARA TUJUAN

JENIS BARANG	BERAT BERSIH (KG)		PERUB	NILAI FOB (US \$)		PERUB
	JAN-SEP 2005	JAN-SEP 2006	%	JAN-SEP 2005	JAN-SEP 2006	%
(1)	(2)	(3)	(4)	(5)	(6)	(7)
KOREA, REPUBLIC OF	0	540	-	0	3,105	-
TAIWAN	177	294	66.1	5,575	7,348	31.8
CHINA	73,978	12,125	-83.61	251,431	80,760	-67.88
THAILAND	5,538	6,732	21.56	45,964	56,857	23.7
SINGAPORE	270,832	409,225	51.1	2,368,500	3,395,682	43.37
MALAYSIA	5,932	3,676	-38.03	40,191	40,290	0.25
BRUNEI DARUSSALAM	2,261	7,346	224.9	14,007	36,374	159.68
MALDIVES	34	58	70.59	1,012	2,587	155.63
INDIA	54,547	68,222	25.07	409,612	760,349	85.63
PAKISTAN	1,409	698	-50.46	25,730	31,800	23.59
BANGLADESH	379	0	-100	381	0	-100
SRI LANKA	0	400	-	0	6,100	-
SAUDI ARABIA	2,985	878	-70.59	5,864	2,011	-65.71
TURKEY	14,400	38,596	168.03	60,180	195,911	225.54
UNITED ARAB EMIRATES	10,837	11,280	4.09	73,558	52,610	-28.48
NIGERIA	0	866	-	0	3,330	-
COTE D'IVOIRE	0	1,922	-	0	15,358	-
SOUTH AFRICA	575	23	-96	15,286	100	-99.35
MAURITIUS	148	254	71.62	200	643	221.5
AUSTRALIA	26,989	391	-98.55	136,590	6,457	-95.27
NEW ZEALAND	467	0	-100	3,144	0	-100
PALAU	0	1	-	0	26	-
NORTHERN MARIANA ISLANDS	100	0	-100	738	0	-100
AMERICAN SAMOA	0	1,003	-	0	1,031	-
TONGA	0	3,503	-	0	4,315	-
EAST TIMOR	0	4,380	-	0	3,080	-
UNITED STATES	283,570	184,038	-35.1	7,494,924	5,782,366	-22.85
CANADA	699	365	-47.78	8,728	11,700	34.05
MEXICO	42,030	14,000	-66.69	173,073	68,900	-60.19
BRAZIL	868	1,903	119.24	19,035	43,185	126.87
ANGUILLA	1	0	-100	2	0	-100
FRENCH POLYNESIA	0	62	-	0	200	-
UNITED KINGDOM	29,012	70,110	141.66	781,964	864,157	10.51
NETHERLANDS	6,075	12,652	108.26	145,011	220,616	52.14
FRANCE	29,532	18,724	-36.6	1,067,598	692,553	-35.13
GERMANY, FED. REP. OF	29,903	9,804	-67.21	804,743	171,787	-78.65
SWITZERLAND	13,451	4,440	-66.99	259,160	184,880	-28.66
IRELAND	209	0	-100	15,867	0	-100
ITALY	195	13	-93.33	5,920	6,093	2.92
SPAIN	10,728	19,007	77.17	195,785	149,107	-23.84
GREECE	150	561	274	537	3,276	510.06
POLAND	0	140	-	0	385	-
UKRAINE	5,000	0	-100	137,687	0	-100
CZECH REPUBLIC	4,947	0	-100	1,154	0	-100
-WANGI-WANGIAN DARI MINYAK AT	40,510,963	36,511,372	-9.87	107,921,025	112,471,771	4.22
JAPAN	2,192,979	1,970,011	-10.17	7,370,014	6,210,367	-15.73
HONG KONG	576,405	726,577	26.05	3,183,405	4,652,524	46.15
KOREA, REPUBLIC OF	74,936	171,666	129.08	383,122	846,454	120.94
TAIWAN	1,892,983	2,339,557	23.59	2,384,289	2,505,113	5.07
CHINA	627,528	1,159,051	84.7	1,980,730	1,395,739	-29.53
MONGOLIA	0	18,101	-	0	72,497	-
MACAU	0	3,699	-	0	9,057	-
PAPUA NEW GUINEA	231,935	236,091	1.79	453,618	698,422	53.97
THAILAND	2,837,790	3,474,885	22.45	19,308,677	22,086,023	14.38
SINGAPORE	2,702,643	1,982,784	-26.64	10,681,950	8,326,490	-22.05
PHILIPPINES	3,492,740	1,244,435	-64.37	10,754,805	7,980,395	-25.8
MALAYSIA	6,914,247	8,178,236	18.28	13,293,732	20,363,281	53.18
MYANMAR (FORM. BURMA)	32,396	13,445	-58.5	268,747	193,206	-28.11
CAMBODIA	25,463	972	-96.18	55,655	1,642	-97.05
BRUNEI DARUSSALAM	292,225	286,769	-1.87	1,072,050	942,577	-12.08
NEPAL	40,504	800	-98.02	23,228	12,960	-44.21
VIET NAM	5,436,096	1,286,373	-76.34	5,858,573	5,156,847	-11.98
MALDIVES	368,328	504,193	36.89	540,564	885,082	63.73
INDIA	339,646	534,665	57.42	700,260	1,053,727	50.48
PAKISTAN	967,074	637,673	-34.06	1,739,494	1,482,452	-14.78
BANGLADESH	54,522	13,734	-74.81	89,859	33,079	-63.19
SRI LANKA	102,714	104,934	2.16	399,645	134,958	-66.23
AFGHANISTAN	6,521	99,991	1433.37	10,826	150,971	1294.52
IRAQ	44,343	17,916	-59.6	92,913	42,413	-54.35
IRAN (ISLAMIC REPUBLIC OF)	68,180	53,555	-21.45	187,335	224,548	19.86
SAUDI ARABIA	479,795	393,312	-18.02	1,039,804	603,344	-41.98
KUWAIT	282,707	1,561	-99.45	11,189	34,357	207.06

TABEL 5. PERKEMBANGAN EKSPOR INDONESIA MENURUT KOMODITI DAN NEGARA TUJUAN

JENIS BARANG	BERAT BERSIH (KG)		PERUB	NILAI FOB (US \$)		PERUB
	JAN-SEP 2005	JAN-SEP 2006	%	JAN-SEP 2005	JAN-SEP 2006	%
	(1)	(2)	(3)	(4)	(5)	(6)
JORDAN	118,552	65,447	-44.79	268,621	178,650	-33.49
LEBANON	9,821	13,222	34.63	41,524	40,245	-3.08
PALESTINA	0	1,498	-	0	27,121	-
YEMEN	368,333	626,271	70.03	697,518	1,170,698	67.84
OMAN	112,688	0	-100	265,421	0	-100
TURKEY	2,587	0	-100	3,549	0	-100
UNITED ARAB EMIRATES	6,033,540	5,379,473	-10.84	16,238,112	14,035,995	-13.56
QATAR	8,359	1,298	-84.47	14,645	3,476	-76.26
BAHRAIN	635	150	-76.38	1,523	5	-99.67
CYPRUS	0	6,273	-	0	16,146	-
EGYPT	25	20,939	83656	90	68,529	76043.33
LIBYAN ARAB JAMAHIRIYA	74,496	63,443	-14.84	168,343	118,641	-29.52
MOROCCO	0	39,142	-	0	92,478	-
SUDAN	52,156	38,272	-26.62	171,421	120,619	-29.64
ERITREA	3,599	0	-100	10,282	0	-100
NAMIBIA	0	4,536	-	0	6,999	-
TANZANIA, UNITED REPUBLIC OF	28,257	204,207	622.68	46,955	350,048	645.5
MADAGASCAR	50,646	34,323	-32.23	228,163	72,377	-68.28
KENYA	722,361	835,540	15.67	1,127,748	1,330,764	18
REUNION	245	1,679	585.31	763	3,186	317.56
MOZAMBIQUE	100,024	3,073	-96.93	386,912	10,526	-97.28
EQUATORIAL GUINEA	4,378	17,955	310.12	6,661	27,691	315.72
TOGO	1,880	17,795	846.54	1,792	14,548	711.83
GHANA	50,740	137,003	170.01	131,411	255,883	94.72
GUINEA	4,113	0	-100	4,317	0	-100
ANGOLA	97,065	75,715	-22	221,481	134,802	-39.14
CAMEROON	8,796	25,317	187.82	20,904	31,908	52.64
NIGERIA	112,068	39,535	-64.72	279,053	66,296	-76.24
SIERRA LEONE	0	7,162	-	0	39,315	-
GABON	16,724	25,583	52.97	40,740	66,327	62.81
COTE D'IVOIRE	7,331	6,411	-12.55	14,747	13,899	-5.75
SENEGAL	88,077	150,242	70.58	89,433	169,836	89.9
BENIN	59,052	183,864	211.36	139,572	571,601	309.54
BURKINA FASO	2,053	9,250	350.56	1,872	8,654	362.29
GAMBIA	20,295	12,883	-36.52	61,581	48,934	-20.54
U.S. VIRGIN ISLANDS	6	0	-100	14	0	-100
SEYCHELLES	52,082	65,413	25.6	87,443	100,447	14.87
UGANDA	111,544	131,410	17.81	156,050	172,116	10.3
CENTRAL AFRICAN REPUBLIC	23,290	6,543	-71.91	52,107	10,090	-80.64
NIGER	1,148	196	-82.93	843	313	-62.87
CHAD	2,236	793	-64.53	1,740	718	-58.74
DJIBOUTI	56,349	60,040	6.55	89,490	106,356	18.85
SAINT HELENA	0	124	-	0	110	-
SAO TOME AND PRINCIPE	392	4,201	971.68	344	3,294	857.56
SOUTH AFRICA	12,876	12,524	-2.73	31,698	38,632	21.88
ZIMBABWE	0	9,790	-	0	12,460	-
ZAMBIA	13,980	0	-100	25,866	0	-100
MAURITIUS	145,555	144,571	-0.68	345,077	321,681	-6.78
AUSTRALIA	221,743	428,544	93.26	625,977	861,674	37.65
NEW ZEALAND	8,617	8,250	-4.26	25,593	23,233	-9.22
MICRONESIA, FEDERATED STATES	1,306	1,199	-8.19	24,584	4,444	-81.92
GUAM	1,370	3,365	145.62	9,330	23,255	149.25
NEW CALEDONIA	3,094	95	-96.93	5,797	170	-97.07
NORTHERN MARIANA ISLANDS	11	0	-100	85	0	-100
VANUATU	53,082	59,022	11.19	72,693	78,183	7.55
WALLIS AND FUTUNA ISLANDS	241	0	-100	257	0	-100
AMERICAN SAMOA	31	115	270.97	180	1,638	810
COOK ISLANDS	6,085	32,946	441.43	7,641	25,393	232.33
FIJI	59,783	71,143	19	147,894	208,335	40.87
KIRIBATI	12,792	20,527	60.47	14,291	27,610	93.2
SAMOA	18,689	21,472	14.89	24,527	33,972	38.51
SOLOMON ISLANDS	90,756	47,249	-47.94	202,905	114,431	-43.6
TONGA	38,905	53,434	37.34	36,852	70,622	91.64
TUVALU	5,280	0	-100	5,960	0	-100
EAST TIMOR	430,415	86,760	-79.84	375,162	115,952	-69.09
UNITED STATES	151,847	199,534	31.4	906,092	779,070	-14.02
CANADA	27,113	33,683	24.23	65,786	76,513	16.31
MEXICO	495	6	-98.79	762	40	-94.75
GUATEMALA	0	27	-	0	1,803	-
PANAMA	0	2,224	-	0	1,225	-
SURINAME	3,993	2,986	-25.22	8,562	8,579	0.2
CHILE	169	1,178	597.04	254	2,957	1064.17
VENEZUELA	328	15	-95.43	819	34	-95.85

TABEL 5. PERKEMBANGAN EKSPOR INDONESIA MENURUT KOMODITI DAN NEGARA TUJUAN

JENIS BARANG	BERAT BERSIH (KG)		PERUB	NILAI FOB (US \$)		PERUB
	JAN-SEP 2005	JAN-SEP 2006	%	JAN-SEP 2005	JAN-SEP 2006	%
	(1)	(2)	(3)	(4)	(5)	(6)
ARGENTINA	100	0	-100	2,020	0	-100
BRAZIL	24,114	182	-99.25	36,372	4,085	-88.77
COLOMBIA	25	0	-100	345	0	-100
BAHAMAS	0	38	-	0	120	-
JAMAICA	27	11	-59.26	700	234	-66.57
PUERTO RICO	44	0	-100	54	0	-100
BELIZE	2,446	0	-100	5,295	0	-100
DOMINICAN REPUBLIC	477	0	-100	495	0	-100
BARBADOS	5,405	5,105	-5.55	11,792	7,313	-37.98
ANGUILLA	0	2	-	0	53	-
CAPE VERDE	11,514	17,339	50.59	20,369	43,243	112.3
DOMINICA	431	0	-100	377	0	-100
FRENCH POLYNESIA	6,856	416	-93.93	4,082	777	-80.97
MARTINIQUE	43	20	-53.49	223	124	-44.39
NETHERLANDS ANTILLES	0	724	-	0	1,785	-
TURKS AND CAICOS ISLANDS	576	0	-100	787	0	-100
GUADELOUPE	19	258	1257.89	42	374	790.48
UNITED KINGDOM	268,419	694,643	158.79	770,135	1,720,887	123.45
NETHERLANDS	91,861	143,502	56.22	136,342	314,336	130.55
FRANCE	95,346	151,258	58.64	433,966	636,827	46.75
GERMANY, FED. REP. OF	29,509	58,801	99.26	132,927	145,881	9.75
AUSTRIA	234	815	248.29	4,935	36,385	637.28
BELGIUM	31,190	68,698	120.26	90,190	286,965	218.18
SWITZERLAND	594	2,539	327.44	5,203	18,661	258.66
DENMARK	2,338	0	-100	8,150	0	-100
NORWAY	182	0	-100	521	0	-100
SWEDEN	56	34	-39.29	345	269	-22.03
FINLAND	254	136	-46.46	1,695	409	-75.87
IRELAND	5,271	315	-94.02	17,925	2,306	-87.14
ITALY	49,352	247,828	402.16	93,816	370,645	295.08
SPAIN	7,316	9,939	35.85	15,505	104,606	574.66
PORTUGAL	814	0	-100	1,643	0	-100
ICELAND	58	0	-100	74	0	-100
GREECE	430	15,038	3397.21	1,519	32,223	2021.33
CZECHOSLOVAKIA	28,860	28,540	-1.11	57,496	85,948	49.49
HUNGARY	131	3,289	2410.69	276	55,580	20037.68
POLAND	346	104	-69.94	3,029	2,541	-16.11
BULGARIA	14	980	6900	16	6,898	43012.5
YUGOSLAVIA	322	1	-99.69	570	1	-99.82
UKRAINE	30,350	32,560	7.28	94,408	137,568	45.72
LITHUANIA	0	140	-	0	479	-
GEORGIA	9,526	0	-100	22,335	0	-100
MALTA	2,829	14,287	405.02	10,636	16,106	51.43
SLOVENIA	0	1,540	-	0	7,564	-
CZECH REPUBLIC	453	50	-88.96	2,916	847	-70.95
RUSSIA FEDERATION	3,632	374	-89.7	9,186	9,659	5.15
ROTAN OLAHAN	14,827,525	18,972,203	27.95	12,120,846	17,361,104	43.23
JAPAN	12,692	14,093	11.04	31,162	141,131	352.89
HONG KONG	4,381,962	2,939,797	-32.91	3,248,388	2,555,011	-21.35
KOREA, REPUBLIC OF	2,186	13,151	501.6	3,857	31,738	722.87
TAIWAN	744,244	458,950	-38.33	245,844	204,711	-16.73
CHINA	5,619,254	12,403,887	120.74	5,126,228	11,076,602	116.08
THAILAND	148,302	400,498	170.06	126,483	318,751	152.01
SINGAPORE	2,892,687	1,348,407	-53.39	1,924,295	1,115,896	-42.01
PHILIPPINES	7,275	7,499	3.08	4,729	6,355	34.38
MALAYSIA	197,331	127,209	-35.54	62,055	29,939	-51.75
VIET NAM	0	147,900	-	0	117,071	-
MALDIVES	338	936	176.92	6,662	13,707	105.75
INDIA	76,000	30,026	-60.49	73,480	33,028	-55.05
PAKISTAN	18,000	0	-100	15,840	0	-100
SRI LANKA	74,199	158,741	113.94	32,092	90,576	182.24
SAUDI ARABIA	0	20,700	-	0	57,350	-
KUWAIT	0	21,512	-	0	23,405	-
JORDAN	39,421	51,478	30.59	37,677	43,330	15
SYRIA ARAB REPUBLIC	16,500	0	-100	10,395	0	-100
TURKEY	0	15	-	0	6	-
UNITED ARAB EMIRATES	2,088	1,190	-43.01	9,976	7,817	-21.64
CYPRUS	1,265	5,843	361.9	3,383	28,889	753.95
TUNISIA	5,438	15,000	175.84	37,271	17,400	-53.31
GABON	63	0	-100	251	0	-100
SWAZILAND	0	150	-	0	793	-
SOUTH AFRICA	25,116	105,932	321.77	16,695	82,972	396.99

TABEL 5. PERKEMBANGAN EKSPOR INDONESIA MENURUT KOMODITI DAN NEGARA TUJUAN

JENIS BARANG	BERAT BERSIH (KG)		PERUB	NILAI FOB (US \$)		PERUB
	JAN-SEP 2005	JAN-SEP 2006	%	JAN-SEP 2005	JAN-SEP 2006	%
(1)	(2)	(3)	(4)	(5)	(6)	(7)
MAURITIUS	13,989	10,358	-25.96	5,065	1,969	-61.13
AUSTRALIA	87,721	53,281	-39.26	117,197	102,279	-12.73
NEW ZEALAND	16,007	9,172	-42.7	30,403	21,659	-28.76
GUAM	78	163	108.97	195	2,645	1256.41
NEW CALEDONIA	1	85	8400	1	217	21600
VANUATU	0	1,253	-	0	1,506	-
COOK ISLANDS	60	0	-100	253	0	-100
UNITED STATES	166,851	175,877	5.41	540,562	343,157	-36.52
CANADA	1,910	4,225	121.2	4,437	3,258	-26.57
MEXICO	0	478	-	0	710	-
GUATEMALA	205	0	-100	335	0	-100
CUBA	0	10,950	-	0	9,601	-
VENEZUELA	814	0	-100	755	0	-100
ARGENTINA	322	0	-100	339	0	-100
BRAZIL	0	13	-	0	136	-
COLOMBIA	0	8,616	-	0	9,947	-
URUGUAY	1,840	35	-98.1	3,125	150	-95.2
BAHAMAS	0	9,973	-	0	18,556	-
PUERTO RICO	0	3,823	-	0	12,966	-
ARUBA	3,692	0	-100	9,900	0	-100
FRENCH POLYNESIA	18	1,812	9966.67	72	4,790	6552.78
UNITED KINGDOM	521	11,792	2163.34	978	30,897	3059.2
NETHERLANDS	150	40,703	27035.33	450	61,799	13633.11
FRANCE	13,272	37,672	183.85	8,413	89,078	958.81
GERMANY, FED. REP. OF	152,854	172,338	12.75	163,873	298,815	82.35
AUSTRIA	0	35	-	0	79	-
BELGIUM	54,671	69	-99.87	137,215	641	-99.53
SWITZERLAND	0	484	-	0	2,464	-
DENMARK	0	106	-	0	143	-
NORWAY	0	463	-	0	4,953	-
SWEDEN	40	111	177.5	2	634	31600
FINLAND	7,612	312	-95.9	6,742	667	-90.11
ITALY	235	53,512	22671.06	2,295	84,513	3582.48
SPAIN	25,453	36,347	42.8	54,791	173,265	216.23
PORTUGAL	1,070	0	-100	5,279	0	-100
GREECE	29	1	-96.55	12	1	-91.67
UKRAINE	6,188	40,482	554.2	3,870	46,074	1090.54
LITHUANIA	41	0	-100	248	0	-100
CROATIA	0	10	-	0	32	-
SLOVAKIA	1,937	0	-100	2,477	0	-100
RUSSIA FEDERATION	5,583	14,738	163.98	4,799	37,025	671.51
-MINYAK KELAPA SAWIT	7,005,495,170	8,325,090,006	18.84	2,537,048,887	3,191,847,983	25.81
JAPAN	1,964,488	9,971,278	407.58	1,267,240	4,628,657	265.25
HONG KONG	16,800,768	4,352,965	-74.09	6,602,653	1,845,946	-72.04
KOREA, REPUBLIC OF	2,052,982	7,017,111	241.8	1,187,084	2,903,080	144.56
TAIWAN	82,594	153,700	86.09	34,765	72,370	108.17
CHINA	870,257,882	1,364,403,384	56.78	320,031,759	537,286,441	67.89
MONGOLIA	107,216	0	-100	45,610	0	-100
MACAU	0	8,000,000	-	0	3,190,032	-
PAPUA NEW GUINEA	773,095	1,218,501	57.61	535,839	738,898	37.9
THAILAND	30,004	84,449	181.46	24,008	41,364	72.29
SINGAPORE	334,866,769	430,178,790	28.46	118,549,729	160,650,401	35.51
PHILIPPINES	26,137,841	53,867,166	106.09	12,847,801	23,634,096	83.95
MALAYSIA	356,244,379	530,784,709	48.99	123,260,034	187,062,177	51.76
MYANMAR (FORM. BURMA)	20,287,890	118,597,439	484.57	7,811,808	47,890,224	513.05
BRUNEI DARUSSALAM	156,959	288,462	83.78	97,728	174,130	78.18
NEPAL	0	1,500,000	-	0	154,226	-
VIET NAM	37,317,291	74,538,368	99.74	13,281,660	29,109,796	119.17
MALDIVES	720,522	946,037	31.3	461,197	595,181	29.05
INDIA	1,834,529,527	1,567,888,882	-14.53	644,864,978	584,215,780	-9.4
PAKISTAN	520,641,129	631,638,004	21.32	197,669,663	248,918,649	25.93
BANGLADESH	277,330,737	317,634,555	14.53	101,624,079	123,190,239	21.22
SRI LANKA	180,433,590	324,638,852	79.92	64,384,706	122,502,530	90.27
IRAQ	7,529,974	2,500,000	-66.8	3,089,578	962,500	-68.85
IRAN (ISLAMIC REPUBLIC OF)	158,243,304	80,074,156	-49.4	60,829,620	32,457,590	-46.64
SAUDI ARABIA	1,999,925	74,530,987	3626.69	802,469	27,076,250	3274.12
KUWAIT	35,448	0	-100	19,305	0	-100
JORDAN	127,929,645	217,674,225	70.15	48,038,552	85,608,897	78.21
YEMEN	25,035,911	33,718,510	34.68	9,171,107	13,655,885	48.9
OMAN	3,948,000	5,000,000	26.65	1,544,980	1,925,000	24.6
SYRIA ARAB REPUBLIC	11,612,146	5,187,224	-55.33	4,257,050	2,082,139	-51.09
TURKEY	127,186,446	204,421,793	60.73	46,489,927	81,198,106	74.66

TABEL 5. PERKEMBANGAN EKSPOR INDONESIA MENURUT KOMODITI DAN NEGARA TUJUAN

JENIS BARANG	BERAT BERSIH (KG)		PERUB	NILAI FOB (US \$)		PERUB
	JAN-SEP 2005	JAN-SEP 2006	%	JAN-SEP 2005	JAN-SEP 2006	%
(1)	(2)	(3)	(4)	(5)	(6)	(7)
UNITED ARAB EMIRATES	8,267,917	26,776,482	223.86	3,367,660	10,851,132	222.22
QATAR	38,665	104,220	169.55	20,563	55,236	168.62
EGYPT	121,596,647	192,476,689	58.29	43,430,684	79,643,380	83.38
LIBYAN ARAB JAMAHIRIYA	22,000	0	-100	9,900	0	-100
MOROCCO	5,289,474	6,799,436	28.55	1,841,483	2,455,831	33.36
TUNISIA	15,869,393	5,775,000	-63.61	6,032,337	2,319,562	-61.55
ALGERIA	85,397,472	52,225,000	-38.84	32,809,091	21,139,913	-35.57
SUDAN	9,404,752	16,520,548	75.66	3,719,175	6,366,960	71.19
ERITREA	0	55,626	-	0	39,039	-
ETHIOPIA	0	105,251	-	0	58,150	-
TANZANIA, UNITED REPUBLIC OF	139,374,946	105,858,899	-24.05	48,990,555	40,497,891	-17.34
MADAGASCAR	15,422,814	0	-100	6,073,359	0	-100
KENYA	13,164,701	0	-100	4,982,810	0	-100
MOZAMBIQUE	19,875,110	5,980,980	-69.91	7,651,674	2,562,692	-66.51
EQUATORIAL GUINEA	896,961	923,799	2.99	589,781	566,640	-3.92
TOGO	450,262	368,537	-18.15	247,883	234,846	-5.26
GHANA	8,326,601	12,519,110	50.35	4,309,316	6,143,764	42.57
LIBERIA	625,204	98,179	-84.3	346,888	55,588	-83.98
GUINEA	6,105,354	267,678	-95.62	3,117,310	151,969	-95.12
ANGOLA	5,604,287	12,278,090	119.08	3,132,740	7,033,766	124.52
CONGO	890,623	3,154,337	254.17	483,172	1,684,415	248.62
CAMEROON	2,532,664	6,495,313	156.46	1,425,111	3,651,595	156.23
NIGERIA	373,538	33,830	-90.94	286,416	25,740	-91.01
SIERRA LEONE	1,366,453	422,167	-69.1	489,278	232,943	-52.39
GABON	3,588,357	3,414,707	-4.84	1,899,234	2,030,335	6.9
COTE D'IVOIRE	0	4,799,635	-	0	1,948,603	-
SENEGAL	6,969,296	6,221,473	-10.73	3,712,706	3,379,235	-8.98
MAURITANIA	2,527,003	1,646,000	-34.86	1,400,153	931,832	-33.45
BENIN	599,931	2,153,765	259	444,058	1,436,652	223.53
BURKINA FASO	500,000	999,433	99.89	80,000	329,812	312.27
GAMBIA	972,126	1,797,597	84.91	516,916	997,862	93.04
CENTRAL AFRICAN REPUBLIC	135,832	0	-100	105,456	0	-100
DJIBOUTI	1,397,956	1,633,460	16.85	677,517	890,653	31.46
SAO TOME AND PRINCIPE	285,075	399,105	40	172,813	249,201	44.2
SOUTH AFRICA	93,404,559	77,477,019	-17.05	34,666,344	30,548,339	-11.88
COMOROS	289,271	393,419	36	178,051	229,635	28.97
MAURITIUS	2,110,039	1,739,693	-17.55	887,265	799,410	-9.9
AUSTRALIA	21,825	48	-99.78	10,417	90	-99.14
NEW ZEALAND	17,370	6,906,180	39659.24	8,685	2,788,061	32002.03
GUAM	0	72,518	-	0	41,995	-
NORTHERN MARIANA ISLANDS	16,261	32,594	100.44	9,696	21,384	120.54
VANUATU	199,755	247,169	23.74	142,182	175,410	23.37
WALLIS AND FUTUNA ISLANDS	64	0	-100	68	0	-100
OTH.OCEANIA	0	650,000	-	0	237,575	-
COOK ISLANDS	0	16,942	-	0	11,680	-
FIJI	95,670	164,571	72.02	65,794	109,457	66.36
KIRIBATI	141,264	64,051	-54.66	92,497	42,122	-54.46
SAMOA	596,989	570,974	-4.36	391,883	377,941	-3.56
SOLOMON ISLANDS	155,238	150,358	-3.14	110,384	111,143	0.69
TONGA	78,485	149,449	90.42	53,653	132,205	146.41
TUVALU	13,864	4,032	-70.92	9,641	2,859	-70.35
EAST TIMOR	1,154,619	822,880	-28.73	593,143	491,295	-17.17
UNITED STATES	7,450,150	49,151,394	559.74	2,754,378	19,144,763	595.07
CANADA	0	512,070	-	0	262,527	-
OTH NORTH AMERICA	21,131	0	-100	11,862	0	-100
MEXICO	0	2,499,692	-	0	974,879	-
NICARAGUA	0	23,083	-	0	11,437	-
PANAMA	0	224,623	-	0	163,243	-
SURINAME	21,131	0	-100	12,013	0	-100
VENEZUELA	1,000,000	1,000,000	0	366,000	360,000	-1.64
BRAZIL	13,600,183	34,460,772	153.38	5,068,339	13,610,405	168.54
COLOMBIA	21,095	0	-100	11,612	0	-100
ECUADOR	0	27,400,794	-	0	11,393,316	-
GUYANA	0	63,018	-	0	30,669	-
JAMAICA	0	162,666	-	0	75,094	-
DOMINICAN REPUBLIC	0	42,000	-	0	18,533	-
COSTA RICA	20,736	2,750,000	13161.96	9,745	957,000	9720.42
CAPE VERDE	220,000	0	-100	96,800	0	-100
DOMINICA	0	147,000	-	0	68,355	-
FRENCH POLYNESIA	0	21,345	-	0	12,102	-
NETHERLANDS ANTILLES	10,370,000	18,113	-99.83	3,597,602	11,108	-99.69
UNITED KINGDOM	51,538,941	39,160,933	-24.02	15,994,862	14,237,979	-10.98
NETHERLANDS	688,964,530	814,090,986	18.16	239,008,313	303,638,564	27.04

TABEL 5. PERKEMBANGAN EKSPOR INDONESIA MENURUT KOMODITI DAN NEGARA TUJUAN

JENIS BARANG	BERAT BERSIH (KG)		PERUB	NILAI FOB (US \$)		PERUB
	JAN-SEP 2005	JAN-SEP 2006	%	JAN-SEP 2005	JAN-SEP 2006	%
(1)	(2)	(3)	(4)	(5)	(6)	(7)
FRANCE	1,193,733	434,859	-63.57	668,472	238,652	-64.3
GERMANY, FED. REP. OF	243,737,203	229,736,438	-5.74	87,528,527	87,473,283	-0.06
BELGIUM	22,000	5,105,600	23107.27	9,900	2,048,576	20592.69
SWITZERLAND	42,191	0	-100	23,800	0	-100
DENMARK	29,240,433	9,500,000	-67.51	10,719,494	3,311,154	-69.11
SWEDEN	0	19,068	-	0	12,872	-
ITALY	104,143,672	133,803,618	28.48	38,483,460	51,524,516	33.89
SPAIN	79,125,321	109,095,652	37.88	27,685,543	41,501,432	49.9
PORTUGAL	10,264,912	6,387,407	-37.77	3,991,221	2,645,434	-33.72
ICELAND	1,913,770	0	-100	684,172	0	-100
GREECE	15,022,301	8,987,871	-40.17	5,541,129	3,564,668	-35.67
CZECHOSLOVAKIA	1,428,722	723,579	-49.35	781,416	478,314	-38.79
POLAND	63,000	147,000	133.33	26,145	68,166	160.72
ROMANIA	20,736	21,583	4.08	9,745	10,634	9.12
BULGARIA	20,243,377	3,531,526	-82.55	7,080,719	1,592,955	-77.5
AZERBAIJAN	0	106,024	-	0	49,044	-
BELARUS	0	21,862	-	0	9,510	-
TAJKIKISTAN	0	43,095	-	0	22,302	-
TURKMENISTAN	40,000	0	-100	17,600	0	-100
UKRAINE	153,709,870	143,152,408	-6.87	56,931,390	45,511,665	-20.06
UZBEKISTAN	193,472	0	-100	91,451	0	-100
LITHUANIA	173,144	0	-100	88,676	0	-100
LATVIA	4,667,000	63,120	-98.65	1,650,537	29,335	-98.22
GEORGIA	167,152	176,018	5.3	95,268	80,299	-15.71
RUSSIA FEDERATION	46,432,115	69,728,999	50.17	19,598,025	28,848,776	47.2
-MINYAK BIJI KELAPA SAWIT	732,096,107	864,609,678	18.1	425,327,064	421,712,240	-0.85
KOREA, REPUBLIC OF	0	258	-	0	667	-
CHINA	128,058,717	126,756,216	-1.02	74,234,949	63,369,378	-14.64
PAPUA NEW GUINEA	0	14,250	-	0	16,620	-
SINGAPORE	3,915,871	2,249,967	-42.54	2,233,819	1,148,375	-48.59
PHILIPPINES	0	1,829,178	-	0	878,005	-
MALAYSIA	69,640,598	126,697,671	81.93	41,929,083	64,046,761	52.75
INDIA	85,023,181	84,107,492	-1.08	49,600,142	41,659,854	-16.01
PAKISTAN	2,829,297	4,968,204	75.6	1,586,061	2,664,898	68.02
BANGLADESH	2,000,000	4,500,000	125	1,142,500	2,343,000	105.08
SRI LANKA	7,645,999	2,345,000	-69.33	4,385,765	1,217,600	-72.24
SAUDI ARABIA	2,000,000	3,300,000	65	1,165,000	1,764,200	51.43
JORDAN	5,049,998	14,153,098	180.26	3,057,800	7,342,437	140.12
OMAN	600,000	0	-100	351,000	0	-100
SYRIA ARAB REPUBLIC	510,000	1,000,000	96.08	244,800	490,000	100.16
TURKEY	28,975,268	40,239,178	38.87	16,523,925	20,927,784	26.65
EGYPT	1,800,000	250,000	-86.11	1,064,173	127,500	-88.02
MOROCCO	1,550,000	0	-100	926,375	0	-100
TUNISIA	650,000	500,000	-23.08	342,000	260,000	-23.98
ALGERIA	103,680	2,664,413	2469.84	76,307	1,226,500	1507.32
TANZANIA, UNITED REPUBLIC OF	600,000	850,000	41.67	342,300	426,250	24.53
MOZAMBIQUE	300,000	0	-100	174,000	0	-100
SOUTH AFRICA	3,722,000	8,950,166	140.47	2,107,800	4,840,717	129.66
EAST TIMOR	166	588	254.22	113	105	-7.08
UNITED STATES	27,838,652	31,872,367	14.49	17,151,752	17,539,087	2.26
MEXICO	0	8,396,604	-	0	4,229,785	-
BRAZIL	21,892,000	58,122,388	165.5	12,881,510	13,423,194	4.21
UNITED KINGDOM	3,375,000	0	-100	1,950,000	0	-100
NETHERLANDS	285,612,036	291,815,388	2.17	163,133,468	145,744,181	-10.66
GERMANY, FED. REP. OF	12,550,000	15,340,000	22.23	7,599,000	8,708,250	14.6
ITALY	10,974,755	13,558,773	23.55	6,155,972	6,986,038	13.48
SPAIN	10,059,601	10,678,459	6.15	5,853,827	5,396,422	-7.81
PORTUGAL	800,000	0	-100	462,650	0	-100
GREECE	1,836,472	3,500,000	90.58	1,103,931	1,724,000	56.17
CZECHOSLOVAKIA	0	1,000,000	-	0	509,000	-
BULGARIA	0	43,740	-	0	28,212	-
TURKMENISTAN	20,736	0	-100	14,515	0	-100
UKRAINE	11,622,944	4,526,454	-61.06	7,170,893	2,431,016	-66.1
RUSSIA FEDERATION	539,136	379,826	-29.55	361,634	242,404	-32.97
-MINYAK NABATI LAIN	603,356,373	733,063,093	21.5	350,737,985	357,297,114	1.87
JAPAN	1,466,158	1,865,435	27.23	1,187,406	2,248,524	89.36
HONG KONG	38,558	9,264	-75.97	116,936	155,478	32.96
KOREA, REPUBLIC OF	108,321	10,384,026	9486.35	92,120	5,530,410	5903.48
TAIWAN	201,059	278,480	38.51	139,375	170,394	22.26
CHINA	78,867,372	359,850,217	356.27	46,077,419	155,776,074	238.07
PAPUA NEW GUINEA	146,431	102,674	-29.88	156,112	107,646	-31.05

TABEL 5. PERKEMBANGAN EKSPOR INDONESIA MENURUT KOMODITI DAN NEGARA TUJUAN

JENIS BARANG	BERAT BERSIH (KG)		PERUB	NILAI FOB (US \$)		PERUB
	JAN-SEP 2005	JAN-SEP 2006	%	JAN-SEP 2005	JAN-SEP 2006	%
(1)	(2)	(3)	(4)	(5)	(6)	(7)
THAILAND	501,800	617,312	23.02	328,529	329,679	0.35
SINGAPORE	7,186,181	12,581,994	75.09	3,355,207	6,725,413	100.45
PHILIPPINES	1,126,996	2,929,518	159.94	595,608	1,518,392	154.93
MALAYSIA	100,774,377	106,449,705	5.63	59,442,693	56,176,184	-5.5
MYANMAR (FORM. BURMA)	67,728	0	-100	55,414	0	-100
BRUNEI DARUSSALAM	27,777	0	-100	31,711	0	-100
VIET NAM	1,771,424	344,047	-80.58	1,300,714	240,406	-81.52
MALDIVES	17,146	172	-99	10,304	1,039	-89.92
INDIA	16,894,587	10,216,953	-39.53	4,766,016	5,353,163	12.32
PAKISTAN	668,129	9,335,502	1297.26	339,154	3,753,720	1006.79
SRI LANKA	324,843	431,654	32.88	140,144	280,205	99.94
IRAN (ISLAMIC REPUBLIC OF)	122,000	953,073	681.21	96,800	653,750	575.36
SAUDI ARABIA	984,945	670,249	-31.95	545,945	201,969	-63.01
KUWAIT	0	22,000	-	0	14,850	-
JORDAN	999,999	0	-100	607,500	0	-100
LEBANON	64,000	41,998	-34.38	44,000	37,485	-14.81
OMAN	66,000	64,100	-2.88	59,400	37,527	-36.82
SYRIA ARAB REPUBLIC	343,744	668,068	94.35	247,144	496,167	100.76
TURKEY	3,656,940	14,420,069	294.32	2,276,875	8,504,470	273.52
UNITED ARAB EMIRATES	36,000	20,999	-41.67	23,310	18,444	-20.88
CYPRUS	98	492	402.04	277	1,314	374.37
EGYPT	2,569,300	5,274,799	105.3	1,981,195	3,236,834	63.38
MOROCCO	856,000	938,400	9.63	583,952	586,806	0.49
TUNISIA	1,410,000	1,200,000	-14.89	880,400	630,075	-28.43
ALGERIA	5,851,200	7,571,208	29.4	3,383,202	3,774,377	11.56
TANZANIA, UNITED REPUBLIC OF	0	2,500,000	-	0	850,000	-
KENYA	600,540	0	-100	461,991	0	-100
MOZAMBIQUE	16,649	37,500	125.24	10,557	18,938	79.39
TOGO	50,937	16,919	-66.78	36,504	12,329	-66.23
GHANA	36,000	0	-100	22,800	0	-100
CONGO	16,979	0	-100	12,792	0	-100
CAMEROON	22,000	0	-100	15,400	0	-100
NIGERIA	390,533	242,000	-38.03	288,584	149,930	-48.05
GABON	16,979	0	-100	12,168	0	-100
COTE D'IVOIRE	286,000	198,000	-30.77	197,560	115,830	-41.37
SENEGAL	35,280	0	-100	16,581	0	-100
SOUTH AFRICA	5,745,212	2,924,230	-49.1	3,071,355	1,912,778	-37.72
MAURITIUS	30,704	0	-100	24,908	0	-100
AUSTRALIA	564,546	1,742,154	208.59	430,730	1,009,440	134.36
NEW ZEALAND	477,568	308,153	-35.47	297,526	189,961	-36.15
MICRONESIA, FEDERATED STATES	0	102	-	0	717	-
AMERICAN SAMOA	0	2,206	-	0	2,269	-
COOK ISLANDS	1,397	0	-100	1,973	0	-100
FIJI	0	22,000	-	0	19,800	-
SOLOMON ISLANDS	33,231	0	-100	24,106	0	-100
TONGA	13,207	12,633	-4.35	14,022	12,703	-9.41
TUVALU	18,524	0	-100	14,901	0	-100
EAST TIMOR	301,640	94,845	-68.56	255,409	70,566	-72.37
UNITED STATES	80,790,988	39,080,772	-51.63	47,685,295	20,340,056	-57.35
CANADA	315	0	-100	839	0	-100
CHILE	226,000	140,000	-38.05	113,040	62,800	-44.44
BRAZIL	79,998	63,000	-21.25	97,755	60,732	-37.87
BOLIVIA	0	22,000	-	0	14,080	-
COSTA RICA	0	88,000	-	0	50,820	-
FRENCH POLYNESIA	0	10	-	0	12	-
UNITED KINGDOM	267,894	2,762,155	931.06	413,935	1,313,546	217.33
NETHERLANDS	215,180,446	78,062,751	-63.72	120,825,292	39,945,211	-66.94
FRANCE	1,646	12,244	643.86	76,533	68,599	-10.37
GERMANY, FED. REP. OF	2,052,119	123,487	-93.98	1,253,715	141,030	-88.75
BELGIUM	190,840	0	-100	359,815	0	-100
SWITZERLAND	126	345,000	273709.52	3,279	214,500	6441.63
DENMARK	33,133	53,400	61.17	29,820	47,259	58.48
NORWAY	88,037	24	-99.97	62,099	244	-99.61
SWEDEN	12,261,210	9,496,840	-22.55	7,249,804	4,427,697	-38.93
FINLAND	109	0	-100	1,364	0	-100
ITALY	5,788,143	5,760,120	-0.48	3,369,307	3,150,324	-6.5
SPAIN	9,132,274	3,850,110	-57.84	5,540,517	2,046,888	-63.06
GREECE	2,095,000	1,913,409	-8.67	1,288,460	1,116,850	-13.32
HUNGARY	61,288	63,044	2.87	45,705	42,855	-6.24
ROMANIA	44,000	425,925	868.01	34,760	284,220	717.66
BULGARIA	61,200	670,546	995.66	42,840	434,193	913.52
AZERBAIJAN	0	88,000	-	0	70,730	-
KAZAKHSTAN	419,144	0	-100	315,121	0	-100

TABEL 5. PERKEMBANGAN EKSPOR INDONESIA MENURUT KOMODITI DAN NEGARA TUJUAN

JENIS BARANG	BERAT BERSIH (KG)		PERUB	NILAI FOB (US \$)		PERUB
	JAN-SEP 2005	JAN-SEP 2006	%	JAN-SEP 2005	JAN-SEP 2006	%
(1)	(2)	(3)	(4)	(5)	(6)	(7)
KYRGYZSTAN	44,000	350,012	695.48	32,560	221,106	579.07
TAJIKISTAN	0	21,006	-	0	13,023	-
TURKMENISTAN	132,000	0	-100	89,320	0	-100
UKRAINE	7,640,503	7,018,393	-8.14	4,882,636	4,034,107	-17.38
UZBEKISTAN	446,832	22,000	-95.08	293,384	14,520	-95.05
LITHUANIA	498,604	319,790	-35.86	362,552	233,810	-35.51
LATVIA	212,208	103,680	-51.14	796,014	68,622	-91.38
GEORGIA	41,472	671,680	1519.6	29,858	389,338	1203.97
SLOVENIA	10,000	18,017	80.17	7,200	11,917	65.51
CZECH REPUBLIC	0	43	-	0	330	-
RUSSIA FEDERATION	29,749,805	26,174,485	-12.02	21,360,437	17,551,639	-17.83
-STEARIN	139,042,968	134,350,283	-3.37	67,448,917	67,542,366	0.14
JAPAN	2,356,254	2,878,415	22.16	1,341,173	1,555,292	15.97
HONG KONG	853,000	882,498	3.46	434,215	469,527	8.13
KOREA, REPUBLIC OF	20,789,307	7,995,023	-61.54	10,249,555	4,068,487	-60.31
TAIWAN	18,729,897	15,483,969	-17.33	9,289,360	7,874,294	-15.23
CHINA	46,954,128	50,780,619	8.15	21,830,186	25,610,398	17.32
THAILAND	7,756,906	7,665,811	-1.17	3,778,878	3,810,382	0.83
SINGAPORE	270,573	618,700	128.66	156,117	347,986	122.9
PHILIPPINES	1,736,775	1,803,224	3.83	849,166	901,338	6.14
MALAYSIA	24,000	30,000	25	17,052	21,845	28.11
MYANMAR (FORM. BURMA)	2,040	3,028,999	148380.34	2,224	1,036,589	46509.22
VIET NAM	1,503,454	1,607,483	6.92	746,320	835,421	11.94
INDIA	1,143,499	4,162,047	263.97	632,611	1,632,891	158.12
PAKISTAN	48,000	64,000	33.33	23,841	32,742	37.33
BANGLADESH	49,000	1,537,000	3036.73	24,028	658,974	2642.53
SRI LANKA	201,129	269,173	33.83	98,042	129,328	31.91
IRAN (ISLAMIC REPUBLIC OF)	475,000	597,000	25.68	222,525	282,314	26.87
SAUDI ARABIA	0	34,000	-	0	20,028	-
JORDAN	16,000	144,000	800	7,369	74,748	914.36
SYRIA ARAB REPUBLIC	29,500	26,000	-11.86	14,089	11,830	-16.03
TURKEY	14,467,862	15,920,120	10.04	7,121,168	8,328,667	16.96
EGYPT	719,000	254,235	-64.64	421,151	131,259	-68.83
MOROCCO	16,500	49,500	200	8,955	27,600	208.21
TUNISIA	53,500	12,500	-76.64	28,890	6,750	-76.64
ALGERIA	33,000	0	-100	17,820	0	-100
TANZANIA, UNITED REPUBLIC OF	34,000	17,000	-50	19,091	10,132	-46.93
KENYA	125,365	49,500	-60.52	67,823	24,583	-63.75
MOZAMBIQUE	0	17,500	-	0	11,550	-
GHANA	34,000	68,500	101.47	16,785	30,130	79.51
GUINEA	0	245,000	-	0	149,450	-
CAMEROON	50,000	0	-100	26,239	0	-100
NIGERIA	594,000	408,170	-31.28	349,787	231,302	-33.87
COTE D'IVOIRE	297,000	599,000	101.68	159,062	323,437	103.34
SENEGAL	0	49,500	-	0	24,255	-
SOUTH AFRICA	781,436	1,016,989	30.14	437,679	537,359	22.77
ZIMBABWE	34,000	0	-100	20,678	0	-100
ZAIRE	0	68,000	-	0	46,648	-
AUSTRALIA	196,310	51,000	-74.02	108,897	30,974	-71.56
NEW ZEALAND	16,500	0	-100	8,085	0	-100
UNITED STATES	1,598,141	1,286,756	-19.48	795,604	853,606	7.29
CANADA	223,500	103,000	-53.91	119,473	60,922	-49.01
MEXICO	241,267	264,001	9.42	117,646	146,470	24.5
GUATEMALA	82,500	49,500	-40	44,006	28,216	-35.88
CHILE	50,000	0	-100	25,450	0	-100
VENEZUELA	16,500	33,000	100	10,560	18,851	78.51
ARGENTINA	51,000	0	-100	23,970	0	-100
BRAZIL	200,000	49,000	-75.5	93,000	25,528	-72.55
COLOMBIA	244,500	231,000	-5.52	133,277	115,987	-12.97
ECUADOR	1,870	22,030	1078.07	1,350	13,446	896
PERU	82,500	33,000	-60	42,419	19,470	-54.1
DOMINICAN REPUBLIC	0	148,500	-	0	79,038	-
COSTA RICA	16,500	33,000	100	8,840	18,480	109.05
UNITED KINGDOM	1,382,498	695,998	-49.66	708,120	369,024	-47.89
NETHERLANDS	6,994,562	5,511,299	-21.21	2,899,350	2,491,063	-14.08
FRANCE	144,000	48,000	-66.67	79,368	26,408	-66.73
GERMANY, FED. REP. OF	1,081,900	1,521,099	40.6	599,173	824,209	37.56
BELGIUM	1,330,999	559,500	-57.96	700,465	257,966	-63.17
SWITZERLAND	0	67,000	-	0	36,492	-
SWEDEN	49,999	14,000	-72	28,351	7,747	-72.67
ITALY	255,500	247,777	-3.02	141,915	132,808	-6.42
SPAIN	1,489,758	1,531,441	2.8	768,279	823,721	7.22

TABEL 5. PERKEMBANGAN EKSPOR INDONESIA MENURUT KOMODITI DAN NEGARA TUJUAN

JENIS BARANG	BERAT BERSIH (KG)		PERUB	NILAI FOB (US \$)		PERUB
	JAN-SEP 2005	JAN-SEP 2006	%	JAN-SEP 2005	JAN-SEP 2006	%
(1)	(2)	(3)	(4)	(5)	(6)	(7)
PORTUGAL	2,139,493	1,778,677	-16.86	1,074,142	971,275	-9.58
GREECE	285,800	234,000	-18.12	151,974	118,833	-21.81
CZECHOSLOVAKIA	0	237,000	-	0	172,354	-
POLAND	258,498	742,750	187.33	131,011	387,477	195.76
ROMANIA	16,999	0	-100	8,900	0	-100
BULGARIA	116,499	143,352	23.05	61,360	81,577	32.95
UKRAINE	136,000	51,000	-62.5	67,534	26,690	-60.48
LATVIA	0	17,000	-	0	9,520	-
SLOVENIA	33,000	0	-100	18,035	0	-100
CZECH REPUBLIC	250	0	-100	60	0	-100
RUSSIA FEDERATION	128,000	263,128	105.57	66,424	136,678	105.77
-ASAM BERLEMAK LAIN	307,848,287	379,634,053	23.32	162,666,824	184,024,753	13.13
JAPAN	8,333,637	6,667,266	-20	7,527,115	4,730,993	-37.15
HONG KONG	1,800	189,034	10401.89	2,919	86,766	2872.46
KOREA, REPUBLIC OF	3,953,437	3,789,709	-4.14	3,500,697	2,842,724	-18.8
TAIWAN	358,055	257,878	-27.98	280,072	178,100	-36.41
CHINA	11,019,680	10,132,292	-8.05	13,045,836	10,403,883	-20.25
THAILAND	586,730	625,949	6.68	685,914	646,174	-5.79
SINGAPORE	23,396,538	18,511,465	-20.88	19,074,820	13,697,955	-28.19
PHILIPPINES	39,306	1,120,096	2749.68	24,088	1,253,851	5105.29
MALAYSIA	17,811,325	6,377,361	-64.19	8,229,684	2,436,275	-70.4
MYANMAR (FORM. BURMA)	4,042,345	12,939,925	220.11	1,261,148	4,326,232	243.04
NEPAL	0	90,650	-	0	34,114	-
VIET NAM	435,931	60,986	-86.01	81,371	54,640	-32.85
INDIA	65,367,417	94,311,736	44.28	19,679,494	32,867,994	67.02
PAKISTAN	5,492,844	4,187,352	-23.77	1,492,911	802,150	-46.27
SRI LANKA	6,232	32	-99.49	2,131	215	-89.91
IRAN (ISLAMIC REPUBLIC OF)	645,650	127,840	-80.2	913,016	99,466	-89.11
SAUDI ARABIA	0	31,459	-	0	28,037	-
KUWAIT	24,000	21,250	-11.46	25,515	6,019	-76.41
JORDAN	44,800	39,092	-12.74	52,771	30,661	-41.9
LEBANON	18,130	0	-100	7,438	0	-100
SYRIA ARAB REPUBLIC	0	103,680	-	0	70,228	-
TURKEY	3,102,628	2,727,027	-12.11	1,106,040	1,113,747	0.7
EGYPT	97,200	1,769,842	1720.83	85,637	678,646	692.47
ALGERIA	0	344,470	-	0	139,511	-
ETHIOPIA	181,300	0	-100	64,362	0	-100
TANZANIA, UNITED REPUBLIC OF	9,192,988	6,300,000	-31.47	2,960,948	2,188,250	-26.1
MOZAMBIQUE	4,221,793	6,890,000	63.2	1,360,379	2,446,510	79.84
TOGO	0	90,650	-	0	38,526	-
GHANA	266,800	0	-100	100,131	0	-100
NIGERIA	90,579	44,117	-51.29	130,351	53,382	-59.05
COTE D'IVOIRE	0	700,000	-	0	232,750	-
SENEGAL	1,494,919	0	-100	523,556	0	-100
MAURITANIA	0	36,260	-	0	18,039	-
DJIBOUTI	0	290,080	-	0	110,230	-
SOUTH AFRICA	5,593,792	12,282,223	119.57	2,293,060	4,754,077	107.32
MAURITIUS	0	700,088	-	0	239,780	-
AUSTRALIA	605,154	618,210	2.16	783,978	701,558	-10.51
NEW ZEALAND	3,310	4,530	36.86	2,347	2,898	23.48
UNITED STATES	13,087,442	20,516,314	56.76	16,821,627	19,630,777	16.7
CANADA	28,800	94,520	228.19	24,048	78,977	228.41
MEXICO	34,187	180,763	428.75	45,200	170,843	277.97
ARGENTINA	389,536	406,098	4.25	507,773	392,411	-22.72
BRAZIL	5,990,937	6,348,000	5.96	7,605,806	6,236,890	-18
ECUADOR	0	11,089	-	0	8,638	-
JAMAICA	0	1,282	-	0	1,250	-
NETHERLANDS ANTILLES	2,080,000	0	-100	603,200	0	-100
UNITED KINGDOM	1,259,431	9,915,231	687.28	1,503,599	4,149,006	175.94
NETHERLANDS	77,852,253	88,573,471	13.77	33,756,159	41,986,656	24.38
FRANCE	0	80,820	-	0	99,930	-
GERMANY, FED. REP. OF	9,840,680	10,750,684	9.25	4,151,956	5,203,441	25.33
BELGIUM	1,780,572	252,781	-85.8	1,876,932	324,804	-82.69
DENMARK	4,500,000	1,625,000	-63.89	1,449,000	553,750	-61.78
ITALY	1,859,134	2,137,120	14.95	1,408,838	1,699,149	20.61
SPAIN	22,559,235	46,296,886	105.22	7,425,388	16,113,330	117
PORTUGAL	0	14,500	-	0	7,387	-
GREECE	24,000	26,646	11.03	36,080	28,001	-22.39
HUNGARY	17,620	20,299	15.2	28,017	25,132	-10.3
RUSSIA FEDERATION	116,140	0	-100	125,472	0	-100
-ALAT LISTRIK	365,187,395	402,723,539	10.28	3,219,234,448	3,376,905,847	4.9

TABEL 5. PERKEMBANGAN EKSPOR INDONESIA MENURUT KOMODITI DAN NEGARA TUJUAN

JENIS BARANG	BERAT BERSIH (KG)		PERUB	NILAI FOB (US \$)		PERUB
	JAN-SEP 2005	JAN-SEP 2006	%	JAN-SEP 2005	JAN-SEP 2006	%
(1)	(2)	(3)	(4)	(5)	(6)	(7)
JAPAN	39,983,302	42,814,374	7.08	483,015,247	571,996,170	18.42
HONG KONG	7,329,425	8,251,472	12.58	124,333,328	146,648,975	17.95
KOREA, DEMOCRATIC PEOPLE'S RI	11	751	6727.27	900	29,610	3190
KOREA, REPUBLIC OF	5,808,274	5,723,665	-1.46	61,107,210	69,855,439	14.32
TAIWAN	4,357,332	3,807,375	-12.62	38,554,561	39,527,049	2.52
CHINA	10,378,983	11,225,142	8.15	85,065,468	94,749,584	11.38
MONGOLIA	1,303	0	-100	4,528	0	-100
MACAU	0	144	-	0	2,132	-
PAPUA NEW GUINEA	3,023,611	3,558,560	17.69	4,133,763	5,037,833	21.87
THAILAND	16,354,925	16,542,548	1.15	96,418,462	95,975,819	-0.46
SINGAPORE	55,242,354	54,981,764	-0.47	1,352,912,535	1,222,589,081	-9.63
PHILIPPINES	8,003,964	7,508,024	-6.2	40,741,154	39,813,878	-2.28
MALAYSIA	38,756,977	45,900,919	18.43	152,538,869	180,759,559	18.5
MYANMAR (FORM. BURMA)	354,598	92,020	-74.05	1,653,253	251,024	-84.82
CAMBODIA	22,969	2,140	-90.68	209,343	13,888	-93.37
BRUNEI DARUSSALAM	322,186	248,704	-22.81	1,661,724	1,014,610	-38.94
NEPAL	251,180	54,418	-78.34	503,879	90,503	-82.04
BHUTAN	415,179	0	-100	790,343	0	-100
VIET NAM	3,941,196	7,325,507	85.87	21,624,788	29,883,504	38.19
MALDIVES	57,954	41,711	-28.03	67,975	93,017	36.84
INDIA	1,256,487	1,889,194	50.36	6,773,982	7,352,646	8.54
PAKISTAN	1,717,448	1,651,380	-3.85	4,453,664	4,763,866	6.97
BANGLADESH	1,227,673	231,257	-81.16	2,629,975	848,733	-67.73
SRI LANKA	1,063,150	1,208,199	13.64	3,065,975	3,548,133	15.73
AFGHANISTAN	309,192	412,071	33.27	507,360	689,940	35.99
IRAN (ISLAMIC REPUBLIC OF)	1,425,006	1,810,978	27.09	2,258,467	3,145,290	39.27
SAUDI ARABIA	5,384,123	7,068,048	31.28	13,319,874	12,671,638	-4.87
KUWAIT	2,425,734	1,591,692	-34.38	3,710,278	2,817,271	-24.07
JORDAN	323,131	201,676	-37.59	685,818	589,226	-14.08
LEBANON	1,298,290	1,108,013	-14.66	2,129,835	2,117,305	-0.59
YEMEN	2,457,303	1,115,141	-54.62	5,243,307	2,133,468	-59.31
OMAN	1,294,724	1,593,528	23.08	3,710,204	6,208,564	67.34
SYRIA ARAB REPUBLIC	65,320	25,071	-61.62	153,766	62,720	-59.21
TURKEY	8,960,616	19,587,213	118.59	22,186,136	45,841,894	106.62
UNITED ARAB EMIRATES	19,572,865	18,303,803	-6.48	36,226,359	44,519,947	22.89
QATAR	3,131,289	2,580,083	-17.6	14,951,333	11,129,962	-25.56
BAHRAIN	195,453	222,115	13.64	347,100	694,053	99.96
CYPRUS	490,501	483,698	-1.39	688,969	779,461	13.13
EGYPT	3,075,822	2,849,113	-7.37	7,375,128	6,061,427	-17.81
LIBYAN ARAB JAMAHIRIYA	136,101	327,878	140.91	214,405	534,696	149.39
MOROCCO	446,659	9,386	-97.9	406,394	222,404	-45.27
TUNISIA	180,089	0	-100	614,654	0	-100
ALGERIA	39,412	37,127	-5.8	146,126	193,404	32.35
SUDAN	6,281,369	7,777,406	23.82	9,815,573	12,554,927	27.91
ERITREA	118,792	96,191	-19.03	156,053	123,999	-20.54
ETHIOPIA	123,185	307,597	149.7	239,244	576,029	140.77
TANZANIA, UNITED REPUBLIC OF	781,429	940,646	20.38	1,169,075	1,521,275	30.13
MADAGASCAR	69,361	93,612	34.96	104,572	165,379	58.15
KENYA	331,298	1,311,552	295.88	770,325	2,622,266	240.41
REUNION	1,725	4,492	160.41	16,348	43,128	163.81
MOZAMBIQUE	419,747	181,541	-56.75	806,010	343,895	-57.33
EQUATORIAL GUINEA	281,447	162,659	-42.21	400,631	231,438	-42.23
TOGO	4,443	39,625	791.85	19,245	86,637	350.18
GHANA	829,531	1,603,134	93.26	1,267,693	2,877,231	126.97
LIBERIA	63,297	41,308	-34.74	97,546	75,227	-22.88
GUINEA	48,537	127,804	163.31	53,453	224,444	319.89
ANGOLA	331,017	766,782	131.64	521,167	1,349,890	159.01
CONGO	55,453	0	-100	171,949	0	-100
CAMEROON	400,800	341,454	-14.81	561,076	512,896	-8.59
NIGERIA	4,150,622	3,416,220	-17.69	6,918,891	6,370,513	-7.93
SIERRA LEONE	0	20,488	-	0	38,096	-
GABON	19,204	8,409	-56.21	206,707	22,205	-89.26
COTE D'IVOIRE	132,743	156,004	17.52	208,074	279,428	34.29
SENEGAL	623,043	234,717	-62.33	2,020,364	357,404	-82.31
MAURITANIA	48,600	80,976	66.62	60,480	127,514	110.84
MALI	142,086	130,118	-8.42	147,212	103,644	-29.6
BENIN	158,477	662,010	317.73	291,226	1,226,861	321.27
BURKINA FASO	0	35,621	-	0	67,302	-
GAMBIA	0	44,549	-	0	100,332	-
SEYCHELLES	29,949	1,467	-95.1	72,643	3,916	-94.61
UGANDA	55	39,694	72070.91	202	117,318	57978.22
CENTRAL AFRICAN REPUBLIC	0	2	-	0	10	-
NIGER	0	3,750	-	0	10,678	-

TABEL 5. PERKEMBANGAN EKSPOR INDONESIA MENURUT KOMODITI DAN NEGARA TUJUAN

JENIS BARANG	BERAT BERSIH (KG)		PERUB	NILAI FOB (US \$)		PERUB
	JAN-SEP 2005	JAN-SEP 2006	%	JAN-SEP 2005	JAN-SEP 2006	%
(1)	(2)	(3)	(4)	(5)	(6)	(7)
DJIBOUTI	788,299	1,150,054	45.89	1,266,150	2,126,560	67.95
SAINT HELENA	10,060	0	-100	150,731	0	-100
SWAZILAND	1,446	2,226	53.94	16,062	26,017	61.98
SOUTH AFRICA	2,122,378	1,962,812	-7.52	6,042,979	6,412,461	6.11
ZIMBABWE	3,970	11,224	182.72	6,110	33,388	446.45
ZAMBIA	8,541	0	-100	14,974	0	-100
MALAWI	0	17,806	-	0	37,723	-
COMOROS	500	0	-100	30,808	0	-100
BURUNDI	18,057	0	-100	27,224	0	-100
MAURITIUS	18,391	101,779	453.42	43,886	379,964	765.8
VIRGIN ISLANDS (BRITISH)	43	142	230.23	633	2,184	245.02
AUSTRALIA	8,731,823	11,432,829	30.93	55,730,940	75,387,896	35.27
NEW ZEALAND	1,555,831	1,919,832	23.4	7,896,624	12,229,175	54.87
NEW CALEDONIA	3,717	9,734	161.88	15,796	46,036	191.44
VANUATU	159,344	113,641	-28.68	262,124	199,383	-23.94
BRITISH INDIAN OCEAN TERRITOR'	420	0	-100	4,541	0	-100
AMERICAN SAMOA	1,114	0	-100	20,500	0	-100
COOK ISLANDS	1,246	2,606	109.15	2,964	3,573	20.55
FIJI	322,160	404,979	25.71	752,788	1,005,242	33.54
MARSHALL ISLANDS	975	0	-100	6,810	0	-100
SAMOA	59,578	633,024	962.51	300,424	4,089,018	1261.08
SOLOMON ISLANDS	331,557	386,137	16.46	473,355	546,550	15.46
TONGA	22,816	59,803	162.11	37,724	104,671	177.47
TUVALU	0	59,785	-	0	247,000	-
CHRISTMAS ISLANDS	126	0	-100	700	0	-100
EAST TIMOR	48,727	75,387	54.71	171,404	167,693	-2.17
UNITED STATES	38,567,816	40,403,178	4.76	297,653,740	283,666,234	-4.7
CANADA	917,661	1,627,402	77.34	3,982,087	6,304,623	58.32
MEXICO	3,822,830	4,800,124	25.56	14,099,729	15,731,490	11.57
GUATEMALA	118,707	313,335	163.96	275,476	765,922	178.04
HONDURAS	319	9,599	2909.09	5,822	44,740	668.46
NICARAGUA	99,890	162,303	62.48	1,040,599	701,572	-32.58
PANAMA	161,901	217,095	34.09	467,212	547,932	17.28
CUBA	69,849	60,285	-13.69	111,259	304,674	173.84
SURINAME	111,244	179,885	61.7	172,579	338,201	95.97
CHILE	2,004,285	2,113,219	5.44	3,231,686	3,911,842	21.05
VENEZUELA	393,099	516,699	31.44	859,134	1,340,316	56.01
ARGENTINA	970,709	570,998	-41.18	2,423,108	2,388,919	-1.41
BRAZIL	410,343	1,095,972	167.09	2,018,016	5,742,198	184.55
COLOMBIA	1,015,879	930,707	-8.38	2,153,143	2,129,785	-1.08
URUGUAY	3,886	3,950	1.65	18,478	19,850	7.43
PARAGUAY	144,571	252,038	74.34	419,801	387,068	-7.8
ECUADOR	1,061,747	1,132,550	6.67	1,680,977	1,899,851	13.02
PERU	139,927	266,304	90.32	402,424	852,444	111.83
GUYANA	0	145,296	-	0	488,680	-
TRINIDAD AND TOBAGO	195,760	101,389	-48.21	347,652	214,185	-38.39
BAHAMAS	33,081	33,802	2.18	120,051	214,130	78.37
JAMAICA	42,988	1,287	-97.01	64,883	16,359	-74.79
PUERTO RICO	74,959	40,950	-45.37	131,022	1,162,883	787.55
BELIZE	1,334	74	-94.45	1,196	977	-18.31
DOMINICAN REPUBLIC	401,313	780,226	94.42	677,173	1,298,182	91.71
EL SALVADOR	21,861	0	-100	29,975	0	-100
COSTA RICA	32,498	176,971	444.56	303,244	343,474	13.27
HAITI	421,027	491,855	16.82	604,392	700,446	15.89
BARBADOS	155	0	-100	166	0	-100
ANTIGUA AND BARBUDA	1,613	0	-100	45,921	0	-100
ARUBA	0	17,536	-	0	23,180	-
CAPE VERDE	23,189	21,602	-6.84	42,805	44,355	3.62
DOMINICA	20,611	0	-100	31,477	0	-100
FRENCH GUIANA	353	0	-100	735	0	-100
FRENCH POLYNESIA	51,857	14,166	-72.68	126,274	48,168	-61.85
NETHERLANDS ANTILLES	42,080	35,882	-14.73	327,607	132,248	-59.63
GUADELOUPE	4,072	0	-100	6,751	0	-100
UNITED KINGDOM	4,924,509	6,646,156	34.96	17,355,564	21,154,150	21.89
NETHERLANDS	4,671,816	4,747,572	1.62	24,759,577	24,638,509	-0.49
FRANCE	3,782,687	2,845,105	-24.79	43,248,361	62,414,836	44.32
GERMANY, FED. REP. OF	1,755,799	3,292,793	87.54	31,068,016	43,671,714	40.57
AUSTRIA	4,241	36,367	757.51	169,680	482,349	184.27
BELGIUM	4,935,594	4,881,428	-1.1	11,897,155	15,253,862	28.21
SWITZERLAND	115,899	69,851	-39.73	366,418	835,771	128.09
LUXEMBOURG	12	0	-100	72	0	-100
DENMARK	149,721	50,700	-66.14	1,183,131	1,337,879	13.08
NORWAY	45,868	112,773	145.86	223,647	641,588	186.88

TABEL 5. PERKEMBANGAN EKSPOR INDONESIA MENURUT KOMODITI DAN NEGARA TUJUAN

JENIS BARANG	BERAT BERSIH (KG)		PERUB	NILAI FOB (US \$)		PERUB
	JAN-SEP 2005	JAN-SEP 2006	%	JAN-SEP 2005	JAN-SEP 2006	%
(1)	(2)	(3)	(4)	(5)	(6)	(7)
SWEDEN	255,573	342,330	33.95	620,610	8,493,229	1268.53
FINLAND	129,210	182,512	41.25	1,225,973	2,806,627	128.93
IRELAND	119,050	22,542	-81.07	174,355	122,349	-29.83
ITALY	2,090,393	2,980,155	42.56	8,980,337	28,246,434	214.54
SPAIN	3,232,353	5,065,500	56.71	15,042,397	21,466,198	42.7
PORTUGAL	76,106	8,602	-88.7	378,518	37,888	-89.99
ICELAND	180	62	-65.56	17,000	18,000	5.88
GREECE	2,031,354	2,411,051	18.69	3,268,335	4,575,421	39.99
ANDORRA	0	3,227	-	0	44,353	-
CZECHOSLOVAKIA	463,204	758,296	63.71	731,558	1,514,411	107.01
HUNGARY	412,602	309,180	-25.07	4,235,247	5,148,071	21.55
POLAND	238,087	638,285	168.09	2,654,515	3,969,478	49.54
ROMANIA	2,197	1,591	-27.58	19,305	9,330	-51.67
BULGARIA	2,128	2,557	20.16	56,005	94,077	67.98
YUGOSLAVIA	0	1	-	0	36	-
ARMENIA	20,271	40,179	98.21	31,568	65,142	106.35
BELARUS	38,532	254,085	559.41	185,372	591,628	219.16
KAZAKHSTAN	765	0	-100	92,588	0	-100
UKRAINE	126	11,491	9019.84	7,882	424,168	5281.48
LITHUANIA	274	49,344	17908.76	155	116,825	75270.97
LATVIA	850,505	0	-100	2,293,592	0	-100
GEORGIA	166,638	58,801	-64.71	353,520	139,320	-60.59
BOSNIA AND HERZEGOVINA	3	0	-100	288	0	-100
MALTA	39,558	5,377	-86.41	116,423	26,229	-77.47
SLOVAKIA	829,635	106,217	-87.2	12,271,286	1,607,914	-86.9
CZECH REPUBLIC	222,248	429,328	93.18	573,866	1,354,563	136.04
SOUTH GEORGIA AND THE SOUTH	0	23	-	0	787	-
FAEROE ISLANDS	16,631	0	-100	204,177	0	-100
RUSSIA FEDERATION	1,440,772	483,849	-66.42	5,042,912	3,401,644	-32.55
-DIODE TRANSISTOR	1,267,668	993,973	-21.59	94,106,009	94,660,545	0.59
JAPAN	119,535	132,064	10.48	37,722,008	34,885,133	-7.52
HONG KONG	115,773	109,345	-5.55	9,278,800	16,418,189	76.94
KOREA, REPUBLIC OF	20,522	13,022	-36.55	446,854	218,743	-51.05
TAIWAN	41,237	38,231	-7.29	1,990,585	2,256,229	13.35
CHINA	16,271	17,635	8.38	2,320,500	3,085,484	32.97
THAILAND	2,134	2,157	1.08	15,074	30,821	104.46
SINGAPORE	933,967	632,600	-32.27	40,883,579	33,887,634	-17.11
PHILIPPINES	1,127	738	-34.52	76,963	44,976	-41.56
MALAYSIA	2,949	26,056	783.55	451,169	634,626	40.66
BRUNEI DARUSSALAM	0	1	-	0	11	-
VIET NAM	6	45	650	66	8,431	12674.24
INDIA	27	527	1851.85	640	2,856	346.25
PAKISTAN	117	499	326.5	605	1,681	177.85
SRI LANKA	378	812	114.81	935	3,070	228.34
UNITED ARAB EMIRATES	1,173	1	-99.91	35,328	439	-98.76
KENYA	0	1,548	-	0	45,647	-
SEYCHELLES	0	38	-	0	158	-
SOUTH AFRICA	1	0	-100	1	0	-100
AUSTRALIA	159	0	-100	1,875	0	-100
UNITED STATES	9,446	8,205	-13.14	515,637	874,525	69.6
BRAZIL	0	780	-	0	21,292	-
UNITED KINGDOM	0	3	-	0	134	-
FRANCE	30	0	-100	26,835	0	-100
GERMANY, FED. REP. OF	2,468	9,417	281.56	292,528	1,627,404	456.32
BELGIUM	2	2	0	1,582	929	-41.28
DENMARK	0	11	-	0	950	-
FINLAND	0	161	-	0	604,130	-
SLOVAKIA	0	75	-	0	7,053	-
CZECH REPUBLIC	340	0	-100	5,150	0	-100
RUSSIA FEDERATION	6	0	-100	39,295	0	-100
-AUDIO VISUAL	131,790,316	113,436,164	-13.93	2,089,023,778	1,985,606,179	-4.95
JAPAN	9,313,491	4,343,397	-53.36	203,503,536	133,957,855	-34.17
HONG KONG	1,873,708	3,242,033	73.03	67,666,324	125,328,007	85.21
KOREA, DEMOCRATIC PEOPLE'S R	0	865	-	0	30,629	-
KOREA, REPUBLIC OF	1,210,938	1,191,527	-1.6	64,652,688	62,488,713	-3.35
TAIWAN	834,272	297,816	-64.3	9,646,954	5,195,287	-46.15
CHINA	1,382,632	1,017,139	-26.43	26,004,255	33,931,325	30.48
MACAU	0	8	-	0	98	-
PAPUA NEW GUINEA	29,877	69,799	133.62	113,377	314,550	177.44
THAILAND	3,161,255	2,422,838	-23.36	31,634,313	24,506,985	-22.53
SINGAPORE	30,358,573	31,013,542	2.16	343,336,033	418,980,491	22.03

TABEL 5. PERKEMBANGAN EKSPOR INDONESIA MENURUT KOMODITI DAN NEGARA TUJUAN

JENIS BARANG	BERAT BERSIH (KG)		PERUB	NILAI FOB (US \$)		PERUB
	JAN-SEP 2005	JAN-SEP 2006	%	JAN-SEP 2005	JAN-SEP 2006	%
(1)	(2)	(3)	(4)	(5)	(6)	(7)
PHILIPPINES	1,963,157	1,932,331	-1.57	14,460,154	21,477,643	48.53
MALAYSIA	3,983,989	3,166,728	-20.51	59,877,589	44,143,855	-26.28
MYANMAR (FORM. BURMA)	155,444	115,291	-25.83	670,503	271,569	-59.5
CAMBODIA	0	9,869	-	0	307,973	-
BRUNEI DARUSSALAM	868	1,263	45.51	150,339	6,576	-95.63
LAO PEOPLE'S DEMOCRATIC REPU	2,911	0	-100	34,161	0	-100
NEPAL	0	467	-	0	2,342	-
VIET NAM	748,739	1,633,990	118.23	9,170,068	36,617,184	299.31
MALDIVES	2,719	444	-83.67	7,321	2,655	-63.73
INDIA	641,340	844,571	31.69	10,592,103	15,379,606	45.2
PAKISTAN	186,575	130,665	-29.97	1,487,406	716,957	-51.8
BANGLADESH	88,952	99,512	11.87	380,522	366,989	-3.56
SRI LANKA	340,252	101,156	-70.27	1,335,041	472,154	-64.63
IRAQ	0	1	-	0	25	-
IRAN (ISLAMIC REPUBLIC OF)	849,944	136,148	-83.98	7,595,098	3,577,404	-52.9
SAUDI ARABIA	2,962,408	2,669,250	-9.9	17,665,430	17,526,273	-0.79
KUWAIT	613,859	658,516	7.27	4,332,424	5,896,973	36.11
JORDAN	452,852	385,742	-14.82	1,935,938	1,976,582	2.1
LEBANON	187,153	28,214	-84.92	1,041,641	119,381	-88.54
YEMEN	341,619	247,652	-27.51	903,511	717,784	-20.56
OMAN	385,066	391,721	1.73	2,404,268	2,576,377	7.16
SYRIA ARAB REPUBLIC	171,307	136,266	-20.46	390,357	316,427	-18.94
TURKEY	276,678	341,389	23.39	9,024,883	11,878,426	31.62
UNITED ARAB EMIRATES	9,589,459	7,277,985	-24.1	69,485,297	65,990,817	-5.03
QATAR	170,831	220,769	29.23	1,230,064	1,630,808	32.58
BAHRAIN	42,463	24,059	-43.34	189,739	94,426	-50.23
CYPRUS	1,827	2,116	15.82	60,210	55,630	-7.61
EGYPT	363,188	258,795	-28.74	2,611,389	5,057,252	93.66
LIBYAN ARAB JAMAHIRIYA	27,246	280,740	930.39	253,332	1,241,606	390.11
MOROCCO	493,414	82,300	-83.32	2,381,782	581,204	-75.6
TUNISIA	89,856	12,441	-86.15	593,453	120,660	-79.67
ALGERIA	16,058	2,652	-83.48	216,160	100,450	-53.53
SUDAN	78,550	69,925	-10.98	195,068	202,483	3.8
ERITREA	0	951	-	0	33,524	-
LESOTHO	57,248	0	-100	410,368	0	-100
NAMIBIA	100	0	-100	250	0	-100
ETHIOPIA	216,763	137,957	-36.36	611,470	347,321	-43.2
TANZANIA, UNITED REPUBLIC OF	23,601	668	-97.17	139,796	1,350	-99.03
MADAGASCAR	0	24,538	-	0	86,376	-
KENYA	64,522	12,775	-80.2	330,783	57,945	-82.48
MOZAMBIQUE	92,648	0	-100	453,922	0	-100
EQUATORIAL GUINEA	0	5,532	-	0	16,392	-
TOGO	0	44,896	-	0	182,445	-
GHANA	292,920	354,867	21.15	5,019,773	1,375,299	-72.6
LIBERIA	0	3,352	-	0	13,525	-
GUINEA	52,874	63,522	20.14	167,040	165,956	-0.65
ANGOLA	110,421	85,030	-22.99	248,722	172,533	-30.63
CONGO	0	13,026	-	0	47,290	-
CAMEROON	6,512	0	-100	35,259	0	-100
NIGERIA	783,041	1,396,383	78.33	2,559,167	3,935,686	53.79
COTE D'IVOIRE	29,139	35,342	21.29	146,513	170,464	16.35
SENEGAL	23,343	3,600	-84.58	290,486	105,150	-63.8
MAURITANIA	80,710	70,569	-12.56	205,486	193,372	-5.9
BENIN	6,173	3,733	-39.53	27,650	9,906	-64.17
SEYCHELLES	2,611	1,425	-45.42	8,739	5,893	-32.57
NIGER	135,499	0	-100	346,971	0	-100
DJIBOUTI	24,817	18,770	-24.37	72,932	106,145	45.54
SAO TOME AND PRINCIPE	7,898	12,018	52.17	31,293	37,400	19.52
SOUTH AFRICA	968,616	783,334	-19.13	9,026,272	8,156,243	-9.64
ZIMBABWE	61,330	0	-100	172,676	0	-100
ZAMBIA	60,528	14,580	-75.91	390,986	66,628	-82.96
COMOROS	0	1,872	-	0	5,625	-
MAURITIUS	125,061	101,037	-19.21	866,825	587,311	-32.25
AUSTRALIA	2,285,246	2,361,882	3.35	24,830,488	33,619,799	35.4
NEW ZEALAND	566,220	627,795	10.87	5,921,933	7,638,929	28.99
NEW CALEDONIA	4,066	14	-99.66	27,756	279	-98.99
NORTHERN MARIANA ISLANDS	2,514	0	-100	10,368	0	-100
VANUATU	5,203	3,019	-41.98	31,023	25,940	-16.38
AMERICAN SAMOA	0	10	-	0	27	-
FIJI	28,971	31,669	9.31	160,384	145,130	-9.51
SAMOA	0	26	-	0	340	-
SOLOMON ISLANDS	3,753	0	-100	7,056	0	-100
TONGA	4,850	3,566	-26.47	14,012	11,157	-20.38

TABEL 5. PERKEMBANGAN EKSPOR INDONESIA MENURUT KOMODITI DAN NEGARA TUJUAN

JENIS BARANG	BERAT BERSIH (KG)		PERUB	NILAI FOB (US \$)		PERUB
	JAN-SEP 2005	JAN-SEP 2006	%	JAN-SEP 2005	JAN-SEP 2006	%
(1)	(2)	(3)	(4)	(5)	(6)	(7)
CHRISTMAS ISLANDS	0	65	-	0	500	-
EAST TIMOR	256,198	463,442	80.89	855,440	8,624,839	908.23
UNITED STATES	19,563,517	14,001,612	-28.43	590,687,718	339,435,612	-42.54
CANADA	678,713	524,377	-22.74	17,285,827	15,373,212	-11.06
MEXICO	2,617,693	866,624	-66.89	17,864,678	18,521,902	3.68
GUATEMALA	6,807	19,409	185.13	55,909	144,460	158.38
HONDURAS	0	2,307	-	0	15,118	-
PANAMA	211,246	203,297	-3.76	4,380,064	4,193,959	-4.25
CHILE	209,001	52,914	-74.68	4,528,618	1,064,578	-76.49
VENEZUELA	113	531	369.91	28,594	135,510	373.91
ARGENTINA	5,810	72,338	1145.06	109,151	2,173,564	1891.34
BRAZIL	738,373	559,630	-24.21	11,881,594	13,762,098	15.83
COLOMBIA	101,873	4,746	-95.34	2,671,442	160,703	-93.98
BOLIVIA	0	3,618	-	0	97,391	-
URUGUAY	486	29,023	5871.81	13,658	72,294	429.32
ECUADOR	2,682	1,580	-41.09	17,716	13,682	-22.77
PERU	68,677	15,833	-76.95	2,386,048	962,651	-59.66
GUYANA	0	47	-	0	3,096	-
PUERTO RICO	14,478	7,271	-49.78	1,730,773	642,566	-62.87
BELIZE	1,144	0	-100	46,523	0	-100
DOMINICAN REPUBLIC	6,134	0	-100	23,784	0	-100
EL SALVADOR	234	14	-94.02	5,049	3,262	-35.39
COSTA RICA	511	203	-60.27	77,092	51,085	-33.74
CAPE VERDE	2,658	535	-79.87	3,276	1,638	-50
FRENCH GUIANA	0	47,769	-	0	152,726	-
FRENCH POLYNESIA	2,944	179	-93.92	14,080	235	-98.33
MARTINIQUE	0	76,438	-	0	242,773	-
NETHERLANDS ANTILLES	818	1,069	30.68	151,506	86,119	-43.16
GUADELOUPE	0	84,606	-	0	267,450	-
UNITED KINGDOM	3,370,198	2,744,751	-18.56	33,596,184	27,853,361	-17.09
NETHERLANDS	1,484,245	2,037,212	37.26	55,721,321	76,442,338	37.19
FRANCE	1,154,924	766,546	-33.63	13,315,140	8,134,498	-38.91
GERMANY, FED. REP. OF	2,893,779	2,583,944	-10.71	85,572,775	68,434,544	-20.03
AUSTRIA	176,008	15,186	-91.37	4,595,255	476,936	-89.62
BELGIUM	6,123,929	6,176,662	0.86	117,205,810	127,550,504	8.83
SWITZERLAND	5,162	12,353	139.31	275,668	409,494	48.55
DENMARK	55,444	140,888	154.11	1,318,462	1,370,790	3.97
NORWAY	13,624	16,411	20.46	17,583	19,474	10.75
SWEDEN	249,809	366,635	46.77	2,602,033	6,938,870	166.67
FINLAND	3,903,794	3,736,087	-4.3	35,946,154	84,764,690	135.81
IRELAND	19,276	1,721	-91.07	103,457	29,782	-71.21
ITALY	846,923	776,557	-8.31	19,128,601	18,899,357	-1.2
SPAIN	802,896	440,805	-45.1	10,921,787	8,259,403	-24.38
PORTUGAL	3,072	269	-91.24	15,289	1,625	-89.37
GREECE	104,877	40,824	-61.07	812,540	360,811	-55.59
ANDORRA	837	1,991	137.87	4,903	27,366	458.15
CZECHOSLOVAKIA	89,499	12,385	-86.16	336,096	46,656	-86.12
HUNGARY	739,648	567,491	-23.28	3,261,993	2,712,380	-16.85
POLAND	190,888	95,660	-49.89	3,695,676	2,422,085	-34.46
ROMANIA	17,907	25,270	41.12	1,928,326	3,490,440	81.01
BULGARIA	69,251	60,842	-12.14	926,867	987,292	6.52
YUGOSLAVIA	5,233	14,418	175.52	153,900	455,385	195.9
ARMENIA	0	4,224	-	0	127,613	-
BELARUS	0	294	-	0	1,357	-
KAZAKHSTAN	0	5,442	-	0	28,680	-
UKRAINE	1,378,508	573,137	-58.42	4,991,426	2,284,344	-54.23
LITHUANIA	0	1	-	0	8	-
LATVIA	30	94	213.33	15,183	31,380	106.68
ESTONIA	8,934	43,202	383.57	39,182	206,703	427.55
CROATIA	5,475	10,994	100.8	147,655	310,341	110.18
MALTA	0	382	-	0	6,754	-
SLOVAKIA	13,787	36,461	164.46	220,152	1,080,911	390.98
SLOVENIA	0	5,089	-	0	138,175	-
CZECH REPUBLIC	19,484	534,838	2645.01	288,258	13,343,863	4529.14
RUSSIA FEDERATION	4,032,097	3,467,931	-13.99	17,248,432	20,273,135	17.54
-FOTOGRAFI DAN OPTIK	2,262,804	2,373,075	4.87	94,791,543	140,199,639	47.9
JAPAN	245,377	90,763	-63.01	11,977,672	9,282,201	-22.5
HONG KONG	22,567	38,260	69.54	890,910	4,018,130	351.01
KOREA, REPUBLIC OF	8,844	8,956	1.27	252,926	247,678	-2.07
TAIWAN	35,358	14,993	-57.6	6,453,061	2,266,769	-64.87
CHINA	46,436	39,983	-13.9	848,103	6,406,790	655.43
THAILAND	90,686	35,524	-60.83	604,080	527,151	-12.73

TABEL 5. PERKEMBANGAN EKSPOR INDONESIA MENURUT KOMODITI DAN NEGARA TUJUAN

JENIS BARANG	BERAT BERSIH (KG)		PERUB	NILAI FOB (US \$)		PERUB
	JAN-SEP 2005	JAN-SEP 2006	%	JAN-SEP 2005	JAN-SEP 2006	%
	(1)	(2)	(3)	(4)	(5)	(6)
SINGAPORE	284,581	1,056,731	271.33	7,536,627	80,207,226	964.23
PHILIPPINES	4,179	2,634	-36.97	350,627	313,119	-10.7
MALAYSIA	22,699	13,851	-38.98	3,308,934	564,483	-82.94
MYANMAR (FORM. BURMA)	26	39	50	5,817	8,342	43.41
NEPAL	0	89	-	0	428	-
VIET NAM	7,369	4,942	-32.94	518,134	214,691	-58.56
MALDIVES	0	20	-	0	101	-
INDIA	47,805	58,663	22.71	871,964	1,044,179	19.75
PAKISTAN	770	9,368	1116.62	14,235	37,212	161.41
BANGLADESH	5,533	4,711	-14.86	59,417	30,072	-49.39
SRI LANKA	609	3,136	414.94	13,327	37,988	185.05
IRAN (ISLAMIC REPUBLIC OF)	39	161	312.82	17,000	1,204	-92.92
SAUDI ARABIA	3,019	618	-79.53	143,657	4,320	-96.99
KUWAIT	0	10	-	0	171	-
LEBANON	511	368	-27.98	10,622	16,623	56.5
OMAN	2,657	0	-100	15,250	0	-100
SYRIA ARAB REPUBLIC	1,738	598	-65.59	12,037	6,097	-49.35
TURKEY	2,862	194	-93.22	60,608	36,356	-40.01
UNITED ARAB EMIRATES	10,690	4,000	-62.58	205,712	168,942	-17.87
CYPRUS	321	0	-100	1,350	0	-100
EGYPT	7,341	1,039	-85.85	55,787	4,547	-91.85
LIBYAN ARAB JAMAHIRIYA	30	0	-100	2,222	0	-100
MOROCCO	2,530	0	-100	21,120	0	-100
TUNISIA	5	0	-100	1,283	0	-100
ALGERIA	101	0	-100	1,500	0	-100
KENYA	232	0	-100	10,089	0	-100
CAMEROON	164	0	-100	4,017	0	-100
NIGERIA	360	558	55	4,400	3,166	-28.05
UGANDA	0	384	-	0	2,286	-
SOUTH AFRICA	10,342	32	-99.69	346,237	605	-99.83
MAURITIUS	146	265	81.51	9,349	5,230	-44.06
AUSTRALIA	6,357	2,844	-55.26	373,736	109,450	-70.71
NEW ZEALAND	24,340	157	-99.35	703,619	2,572	-99.63
VANUATU	0	763	-	0	9,453	-
FIJI	82	0	-100	427	0	-100
SOLOMON ISLANDS	0	771	-	0	2,166	-
EAST TIMOR	31,174	0	-100	47,981	0	-100
UNITED STATES	913,196	778,089	-14.79	38,426,531	23,527,859	-38.77
CANADA	21,973	3,336	-84.82	1,774,380	524,369	-70.45
MEXICO	5,358	7,483	39.66	129,797	110,010	-15.24
VENEZUELA	1,121	1,319	17.66	31,480	60,175	91.15
ARGENTINA	0	1,574	-	0	20,755	-
BRAZIL	20,466	9,907	-51.59	300,960	305,645	1.56
COLOMBIA	5,782	8,175	41.39	147,485	228,416	54.87
ECUADOR	4,183	1,941	-53.6	165,005	128,806	-21.94
PERU	4,563	2,178	-52.27	48,047	26,669	-44.49
PUERTO RICO	28	0	-100	439	0	-100
DOMINICAN REPUBLIC	2,713	4,068	49.94	99,720	102,822	3.11
COSTA RICA	306	3,387	1006.86	7,705	47,407	515.28
FRENCH POLYNESIA	547	58	-89.4	1,174	1,888	60.82
NETHERLANDS ANTILLES	271	0	-100	29,886	0	-100
UNITED KINGDOM	67,419	59,886	-11.17	1,041,375	1,173,146	12.65
NETHERLANDS	2,650	2,112	-20.3	572,507	258,488	-54.85
FRANCE	1,205	2,334	93.69	91,430	202,811	121.82
GERMANY, FED. REP. OF	259,275	82,437	-68.2	15,331,907	7,445,592	-51.44
BELGIUM	11	372	3281.82	733	13,326	1718.01
SWITZERLAND	91	31	-65.93	108	346	220.37
LUXEMBOURG	410	293	-28.54	105,128	49,628	-52.79
DENMARK	1	431	43000	21	4,200	19900
FINLAND	63	96	52.38	2,180	11,127	410.41
ITALY	2,592	843	-67.48	68,542	19,050	-72.21
SPAIN	4,435	5,659	27.6	399,343	280,604	-29.73
PORTUGAL	0	45	-	0	556	-
MONTSERRAT	7,844	0	-100	117,296	0	-100
GREECE	273	229	-16.12	4,178	3,437	-17.74
VATICAN CITY STATE (HOLY SEE)	44	0	-100	1,980	0	-100
HUNGARY	956	239	-75	14,604	5,285	-63.81
ROMANIA	97	88	-9.28	25,934	24,844	-4.2
BULGARIA	5,073	206	-95.94	49,841	6,071	-87.82
YUGOSLAVIA	1,563	61	-96.1	16,294	21,440	31.58
SLOVAKIA	352	401	13.92	29,388	10,056	-65.78
SLOVENIA	0	372	-	0	5,063	-
CZECH REPUBLIC	20	0	-100	1,000	0	-100

TABEL 5. PERKEMBANGAN EKSPOR INDONESIA MENURUT KOMODITI DAN NEGARA TUJUAN

JENIS BARANG	BERAT BERSIH (KG)		PERUB	NILAI FOB (US \$)		PERUB
	JAN-SEP 2005	JAN-SEP 2006	%	JAN-SEP 2005	JAN-SEP 2006	%
(1)	(2)	(3)	(4)	(5)	(6)	(7)
FAEROE ISLANDS	43	0	-100	1,308	0	-100
-ALAT UKUR	209,062	307,489	47.08	7,735,161	5,958,439	-22.97
JAPAN	1,985	2,988	50.53	853,600	72,732	-91.48
HONG KONG	324	630	94.44	157	67,951	43180.89
TAIWAN	2	0	-100	20	0	-100
CHINA	730	782	7.12	185,251	1,207	-99.35
PAPUA NEW GUINEA	135	1,211	797.04	5,196	1,641	-68.42
THAILAND	2,695	956	-64.53	38,097	245,684	544.89
SINGAPORE	80,225	218,673	172.57	2,130,974	2,895,733	35.89
PHILIPPINES	1,040	24	-97.69	1,558	150	-90.37
MALAYSIA	29,396	37,696	28.24	726,282	164,794	-77.31
MYANMAR (FORM. BURMA)	249	0	-100	26,878	0	-100
BRUNEI DARUSSALAM	271	20	-92.62	33,621	500	-98.51
VIET NAM	10,763	0	-100	166,818	0	-100
INDIA	21,046	8	-99.96	366,550	2,277	-99.38
PAKISTAN	515	144	-72.04	36,133	1,441	-96.01
IRAQ	0	130	-	0	12,340	-
SAUDI ARABIA	7,947	0	-100	146,000	0	-100
KUWAIT	550	270	-50.91	26,665	1,471	-94.48
YEMEN	6,512	0	-100	83,258	0	-100
OMAN	0	200	-	0	689	-
UNITED ARAB EMIRATES	12,099	2,964	-75.5	518,270	307,083	-40.75
QATAR	200	85	-57.5	26,405	116,783	342.28
EGYPT	1,679	1,535	-8.58	495,838	72,509	-85.38
LIBYAN ARAB JAMAHIRIYA	820	60	-92.68	173,000	32,394	-81.28
TUNISIA	230	0	-100	10,402	0	-100
SUDAN	3,250	0	-100	473,326	0	-100
GHANA	188	0	-100	126	0	-100
GUINEA	0	47	-	0	130	-
CONGO	0	93	-	0	1,140	-
SEYCHELLES	296	0	-100	40	0	-100
SAINT HELENA	24	0	-100	196	0	-100
RWANDA	0	208	-	0	4,455	-
AUSTRALIA	5,532	1,963	-64.52	310,139	45,807	-85.23
EAST TIMOR	80	0	-100	47	0	-100
UNITED STATES	1,745	3,443	97.31	234,725	278,049	18.46
CANADA	240	0	-100	29,042	0	-100
VENEZUELA	0	355	-	0	3,554	-
EL SALVADOR	0	50	-	0	848	-
COSTA RICA	3,056	0	-100	114,209	0	-100
FRENCH POLYNESIA	126	0	-100	6,525	0	-100
UNITED KINGDOM	25	2,632	10428	2,000	186,035	9201.75
NETHERLANDS	2,486	1,775	-28.6	108,757	88,580	-18.55
FRANCE	752	1,104	46.81	44,633	105,682	136.78
GERMANY, FED. REP. OF	7,387	7,716	4.45	131,319	110,281	-16.02
AUSTRIA	1	0	-100	47	0	-100
BELGIUM	0	5,072	-	0	473,103	-
SWITZERLAND	800	343	-57.13	24,854	12,636	-49.16
DENMARK	0	35	-	0	4,597	-
NORWAY	120	694	478.33	4,740	49,757	949.73
SWEDEN	351	338	-3.7	19,880	25,363	27.58
IRELAND	290	1,860	541.38	18,073	138,616	666.98
GREECE	2,453	2,214	-9.74	138,706	150,964	8.84
HUNGARY	79	0	-100	8,279	0	-100
UKRAINE	0	9,036	-	0	273,459	-
LITHUANIA	0	135	-	0	8,004	-
RUSSIA FEDERATION	368	0	-100	14,525	0	-100
-LONCENG, ARLOJI DAN BAGIANN)	4,492,333	4,263,212	-5.1	47,284,861	60,969,740	28.94
JAPAN	166,785	166,526	-0.16	3,373,364	4,119,557	22.12
HONG KONG	230,130	220,826	-4.04	2,403,755	2,870,472	19.42
KOREA, DEMOCRATIC PEOPLE'S RI	0	7	-	0	31	-
KOREA, REPUBLIC OF	10,615	22,697	113.82	396,841	313,408	-21.02
TAIWAN	113,293	327,528	189.1	518,487	1,741,193	235.82
CHINA	57,142	23,816	-58.32	284,378	400,657	40.89
MACAU	4,950	5,741	15.98	45,574	59,060	29.59
PAPUA NEW GUINEA	6,422	2,658	-58.61	14,141	11,015	-22.11
THAILAND	93,073	66,704	-28.33	2,420,436	1,087,208	-55.08
SINGAPORE	375,851	519,354	38.18	3,756,566	10,753,344	186.25
PHILIPPINES	257,816	60,235	-76.64	2,601,370	637,125	-75.51
MALAYSIA	232,173	275,409	18.62	3,534,414	3,001,433	-15.08
MYANMAR (FORM. BURMA)	0	1,780	-	0	3,212	-

TABEL 5. PERKEMBANGAN EKSPOR INDONESIA MENURUT KOMODITI DAN NEGARA TUJUAN

JENIS BARANG	BERAT BERSIH (KG)		PERUB	NILAI FOB (US \$)		PERUB
	JAN-SEP 2005	JAN-SEP 2006	%	JAN-SEP 2005	JAN-SEP 2006	%
	(1)	(2)	(3)	(4)	(5)	(6)
CAMBODIA	0	16,873	-	0	114,478	-
BRUNEI DARUSSALAM	426	3,833	799.77	40,144	117,752	193.32
NEPAL	101,587	0	-100	373,476	0	-100
BHUTAN	26,163	0	-100	177,389	0	-100
VIET NAM	217,168	266,738	22.83	1,795,583	2,967,790	65.28
MALDIVES	0	3,756	-	0	27,675	-
INDIA	876,303	532,931	-39.18	6,142,745	3,976,164	-35.27
PAKISTAN	4	1,626	40550	92	29,035	31459.78
BANGLADESH	0	4	-	0	30	-
SRI LANKA	50,826	2,199	-95.67	250,504	20,133	-91.96
IRAN (ISLAMIC REPUBLIC OF)	166	0	-100	2,175	0	-100
SAUDI ARABIA	5,402	1,736	-67.86	32,214	12,620	-60.82
KUWAIT	4,435	544	-87.73	73,806	13,545	-81.65
JORDAN	20,169	0	-100	167,564	0	-100
LEBANON	5,221	0	-100	73,136	0	-100
YEMEN	44,594	62,352	39.82	396,457	521,581	31.56
OMAN	11,880	17,820	50	133,118	211,708	59.04
TURKEY	386	2,261	485.75	6,673	2,004,859	29944.34
UNITED ARAB EMIRATES	5,568	6,387	14.71	128,548	337,165	162.29
QATAR	45	5,063	11151.11	4,940	179,067	3524.84
BAHRAIN	0	20	-	0	396	-
EGYPT	3,076	0	-100	80,950	0	-100
LIBYAN ARAB JAMAHIRIYA	318	0	-100	95,510	0	-100
MOROCCO	68,845	102,795	49.31	461,215	803,671	74.25
SUDAN	640	0	-100	21,836	0	-100
TANZANIA, UNITED REPUBLIC OF	2	6	200	10	1,438	14280
MADAGASCAR	0	789	-	0	6,216	-
KENYA	45	0	-100	118	0	-100
REUNION	31	0	-100	41	0	-100
MOZAMBIQUE	20,299	21,749	7.14	154,773	172,758	11.62
TOGO	0	17,376	-	0	122,782	-
GUINEA	0	9,182	-	0	7,136	-
ANGOLA	6,165	0	-100	43,069	0	-100
CAMEROON	43,500	54,522	25.34	329,733	596,320	80.85
NIGERIA	7,678	23,433	205.2	72,841	343,673	371.81
GABON	0	977	-	0	8,638	-
COTE D'IVOIRE	102,749	36,717	-64.27	829,620	283,917	-65.78
SENEGAL	83,362	100,387	20.42	461,179	629,766	36.56
MAURITANIA	0	10,640	-	0	308,000	-
MALI	6,851	0	-100	58,812	0	-100
BENIN	28,323	4	-99.99	231,755	31	-99.99
BURKINA FASO	26,100	31,899	22.22	198,101	258,161	30.32
NIGER	2,175	7,975	266.67	16,471	66,236	302.14
CHAD	2,245	0	-100	20,148	0	-100
SOUTH AFRICA	62,660	145,386	132.02	442,200	577,136	30.51
ZIMBABWE	855	0	-100	698	0	-100
MAURITIUS	3	0	-100	10	0	-100
RWANDA	0	3	-	0	33	-
AUSTRALIA	136,474	131,092	-3.94	1,889,640	1,772,270	-6.21
NEW ZEALAND	14,540	17,426	19.85	302,727	270,595	-10.61
FIJI	4,796	6,223	29.75	46,110	53,520	16.07
EAST TIMOR	22	0	-100	30	0	-100
UNITED STATES	245,432	261,860	6.69	5,687,620	7,234,509	27.2
CANADA	3,874	6,345	63.78	71,822	92,483	28.77
MEXICO	17,824	21,573	21.03	303,275	367,712	21.25
GUATEMALA	42	0	-100	714	0	-100
PANAMA	0	659	-	0	10,055	-
CHILE	62,903	20,915	-66.75	137,071	353,133	157.63
ARGENTINA	113	1,330	1076.99	1,159	23,872	1959.71
BRAZIL	905	12,109	1238.01	67,794	192,048	183.28
URUGUAY	26,580	0	-100	42,452	0	-100
DOMINICAN REPUBLIC	0	1	-	0	21	-
EL SALVADOR	0	3	-	0	12	-
NETHERLANDS ANTILLES	37	0	-100	22	0	-100
UNITED KINGDOM	59,578	121,783	104.41	1,026,336	1,858,254	81.06
NETHERLANDS	1,414	1,186	-16.12	98,876	204,699	107.03
FRANCE	12,904	78,128	505.46	195,749	3,263,767	1567.32
GERMANY, FED. REP. OF	66,433	71,807	8.09	1,124,466	1,754,573	56.04
AUSTRIA	1,155	805	-30.3	172,858	51,044	-70.47
BELGIUM	2,146	9	-99.58	12,743	26	-99.8
SWITZERLAND	64	112	75	2,055	3,428	66.81
DENMARK	34	300	782.35	20,000	10,700	-46.5
SWEDEN	0	1	-	0	10	-

TABEL 5. PERKEMBANGAN EKSPOR INDONESIA MENURUT KOMODITI DAN NEGARA TUJUAN

JENIS BARANG	BERAT BERSIH (KG)		PERUB	NILAI FOB (US \$)		PERUB
	JAN-SEP 2005	JAN-SEP 2006	%	JAN-SEP 2005	JAN-SEP 2006	%
(1)	(2)	(3)	(4)	(5)	(6)	(7)
FINLAND	0	600	-	0	95,740	-
ITALY	1,226	1,575	28.47	29,828	36,776	23.29
SPAIN	5,163	5,873	13.75	123,766	100,496	-18.8
PORTUGAL	399,645	301,723	-24.5	2,879,128	2,820,001	-2.05
GREECE	5	0	-100	248	0	-100
CZECHOSLOVAKIA	1,322	0	-100	4,480	0	-100
HUNGARY	1,375	2,023	47.13	31,971	32,997	3.21
POLAND	4	0	-100	31	0	-100
ROMANIA	9,027	153	-98.31	65,350	2,260	-96.54
BULGARIA	1	0	-100	100	0	-100
MOLDOVA, REPUBLIC OF	100	205	105	4,805	6,966	44.97
LATVIA	73	0	-100	205	0	-100
GEORGIA	31,115	8,700	-72.04	254,548	91,692	-63.98
MALTA	3	0	-100	12	0	-100
SLOVAKIA	0	578	-	0	415,780	-
CZECH REPUBLIC	0	6,678	-	0	131,807	-
SOUTH GEORGIA AND THE SOUTH REP. OF MACEDONIA	0	1	-	0	14	-
RUSSIA FEDERATION	1,489	15	-98.99	19,890	363	-98.17
-COKLAT OLAHAN	69,615,765	90,303,603	29.72	153,783,610	176,531,579	14.79
JAPAN	1,558,512	1,358,604	-12.83	3,289,484	3,609,707	9.73
HONG KONG	147,977	130,008	-12.14	326,608	300,543	-7.98
KOREA, REPUBLIC OF	741,983	773,194	4.21	895,919	661,365	-26.18
TAIWAN	264,509	193,077	-27.01	1,664,469	389,461	-76.6
CHINA	1,991,371	3,399,653	70.72	1,385,244	1,919,364	38.56
PAPUA NEW GUINEA	10,652	10,986	3.14	18,568	12,404	-33.2
THAILAND	1,086,019	1,773,628	63.31	1,879,675	3,201,707	70.33
SINGAPORE	1,632,342	1,418,980	-13.07	2,603,769	2,383,947	-8.44
PHILIPPINES	5,057,355	5,760,783	13.91	5,554,356	4,373,989	-21.25
MALAYSIA	1,453,011	2,882,528	98.38	2,176,493	2,664,767	22.43
CAMBODIA	8,100	13,700	69.14	11,700	18,640	59.32
BRUNEI DARUSSALAM	185,429	61,385	-66.9	502,743	113,495	-77.42
VIET NAM	56,648	103,196	82.17	101,362	124,642	22.97
MALDIVES	9,004	11,638	29.25	21,974	19,319	-12.08
INDIA	601,699	1,260,052	109.42	901,019	1,360,795	51.03
PAKISTAN	176,991	521,227	194.49	189,148	423,662	123.98
BANGLADESH	54,955	70,719	28.69	39,489	86,021	117.84
SRI LANKA	124,594	127,885	2.64	157,240	117,099	-25.53
IRAN (ISLAMIC REPUBLIC OF)	380,995	448,999	17.85	415,180	398,240	-4.08
SAUDI ARABIA	88,523	38,653	-56.34	102,091	89,711	-12.13
KUWAIT	70,116	61,807	-11.85	172,905	139,479	-19.33
JORDAN	0	39,919	-	0	75,201	-
LEBANON	35,999	0	-100	19,715	0	-100
YEMEN	446,163	59,351	-86.7	516,038	91,456	-82.28
OMAN	19,140	11,595	-39.42	42,361	26,100	-38.39
SYRIA ARAB REPUBLIC	0	254,849	-	0	184,786	-
TURKEY	134,999	516,298	282.45	128,845	342,586	165.89
UNITED ARAB EMIRATES	1,532,567	1,856,851	21.16	5,005,283	6,626,507	32.39
QATAR	278	74	-73.38	2,496	311	-87.54
BAHRAIN	65,944	21,161	-67.91	150,078	52,748	-64.85
EGYPT	318,700	372,100	16.76	732,117	1,031,750	40.93
MOROCCO	0	525	-	0	525	-
ALGERIA	195,000	0	-100	156,900	0	-100
SUDAN	0	75	-	0	755	-
ERITREA	10,800	0	-100	16,065	0	-100
TANZANIA, UNITED REPUBLIC OF	8,049	0	-100	16,678	0	-100
MADAGASCAR	6,036	85,676	1319.42	12,744	89,102	599.17
KENYA	78,834	101,244	28.43	180,955	271,792	50.2
TOGO	43,200	43,200	0	60,000	61,200	2
GHANA	1,177	0	-100	2,135	0	-100
GUINEA	0	2,084	-	0	3,150	-
CAMEROON	0	15,210	-	0	22,815	-
NIGERIA	1,289	0	-100	5,269	0	-100
COTE D'IVOIRE	9,419	0	-100	13,772	0	-100
MAURITANIA	54,700	14,400	-73.67	80,600	20,800	-74.19
BENIN	12,900	14,850	15.12	25,800	34,031	31.9
GAMBIA	0	1,278	-	0	8,152	-
CENTRAL AFRICAN REPUBLIC	0	23,000	-	0	8,510	-
SOUTH AFRICA	1,966,735	1,965,838	-0.05	3,740,857	3,943,855	5.43
ZIMBABWE	46,663	13,999	-70	57,235	28,260	-50.62
MAURITIUS	3,480	18,058	418.91	7,050	34,008	382.38
AUSTRALIA	3,361,759	6,736,953	100.4	9,517,208	20,423,698	114.6

TABEL 5. PERKEMBANGAN EKSPOR INDONESIA MENURUT KOMODITI DAN NEGARA TUJUAN

JENIS BARANG	BERAT BERSIH (KG)		PERUB	NILAI FOB (US \$)		PERUB
	JAN-SEP 2005	JAN-SEP 2006	%	JAN-SEP 2005	JAN-SEP 2006	%
(1)	(2)	(3)	(4)	(5)	(6)	(7)
NEW ZEALAND	533,897	1,057,584	98.09	1,315,813	2,348,310	78.47
MICRONESIA, FEDERATED STATES	0	1,138	-	0	5,404	-
VANUATU	3,421	21,009	514.12	7,835	27,603	252.3
AMERICAN SAMOA	1,715	3,879	126.18	2,835	4,116	45.19
COOK ISLANDS	458	0	-100	327	0	-100
FIJI	52,908	68,380	29.24	108,000	142,950	32.36
KIRIBATI	0	248	-	0	555	-
SAMOA	0	684	-	0	3,821	-
SOLOMON ISLANDS	1,640	3,764	129.51	17,216	7,186	-58.26
TONGA	6,030	19,275	219.65	8,187	36,872	350.37
TUVALU	0	50	-	0	94	-
EAST TIMOR	29,527	22,028	-25.4	16,556	18,084	9.23
UNITED STATES	13,751,818	15,735,972	14.43	45,712,195	49,129,671	7.48
CANADA	600,000	200,522	-66.58	2,080,000	701,289	-66.28
MEXICO	264,000	1,226,200	364.47	323,760	803,340	148.13
CHILE	0	38,998	-	0	25,950	-
ARGENTINA	46,497	0	-100	42,870	0	-100
BRAZIL	320,590	3,648,520	1038.06	291,446	1,838,489	530.82
URUGUAY	0	105,000	-	0	44,300	-
JAMAICA	8,686	8,777	1.05	22,982	22,703	-1.21
FRENCH POLYNESIA	3,972	1,660	-58.21	8,743	3,252	-62.8
UNITED KINGDOM	1,244,050	402,666	-67.63	2,801,300	1,051,972	-62.45
NETHERLANDS	4,512,340	7,355,950	63.02	14,447,551	26,376,084	82.56
FRANCE	8,360,059	5,783,999	-30.81	27,148,599	20,937,676	-22.88
GERMANY, FED. REP. OF	361,101	1,176,310	225.76	1,218,447	1,245,145	2.19
BELGIUM	2,366,189	3,054,000	29.07	5,541,585	9,499,667	71.43
SWITZERLAND	84,112	2,272	-97.3	126,635	37,345	-70.51
DENMARK	57	0	-100	110	0	-100
SWEDEN	0	9,054	-	0	22,892	-
SPAIN	7,997,850	16,116,610	101.51	3,924,363	5,576,700	42.1
GREECE	91,999	130,000	41.31	57,999	43,110	-25.67
HUNGARY	94,949	108,000	13.75	81,205	59,269	-27.01
POLAND	31,998	32,000	0.01	17,682	12,280	-30.55
ROMANIA	17,000	0	-100	10,334	0	-100
BULGARIA	3,070,587	666,765	-78.29	1,390,881	188,538	-86.44
UKRAINE	572,500	240,999	-57.9	690,280	180,956	-73.79
UZBEKISTAN	34,000	34,000	0	24,106	16,456	-31.73
LITHUANIA	14,000	328,000	2242.86	16,800	257,280	1431.43
LATVIA	41,999	0	-100	49,320	0	-100
ESTONIA	993,200	25,000	-97.48	3,328,126	10,625	-99.68
CROATIA	17,000	28,000	64.71	14,135	15,740	11.35
SLOVENIA	30,000	0	-100	35,250	0	-100
CZECH REPUBLIC	1,000	0	-100	500	0	-100
RUSSIA FEDERATION	0	57,000	-	0	45,400	-
-GULA TETES	155,072,588	385,325,880	148.48	13,106,909	36,412,255	177.81
JAPAN	18,976,343	6,000,000	-68.38	1,322,908	599,700	-54.67
HONG KONG	0	19,800	-	0	8,712	-
KOREA, REPUBLIC OF	49,997,600	182,973,030	265.96	4,495,996	18,465,824	310.72
TAIWAN	39,858,818	36,362,599	-8.77	3,083,306	3,263,088	5.83
PAPUA NEW GUINEA	0	13,843	-	0	19,033	-
SINGAPORE	53,089	67,648	27.42	20,966	36,362	73.43
MALAYSIA	78,112	157,485	101.61	35,048	41,256	17.71
VIET NAM	33,188,945	152,013,860	358.03	3,122,580	13,274,797	325.12
MALDIVES	0	761	-	0	1,250	-
INDIA	5,000,000	0	-100	325,000	0	-100
VANUATU	3,860	0	-100	3,706	0	-100
SOLOMON ISLANDS	746	0	-100	781	0	-100
UNITED STATES	62	0	-100	85	0	-100
UNITED KINGDOM	7,915,000	7,716,854	-2.5	696,520	702,233	0.82
NETHERLANDS	13	0	-100	13	0	-100
-KERUPUK UDANG	4,387,073	4,950,826	12.85	5,851,739	6,911,074	18.1
JAPAN	82,601	154,162	86.63	141,305	266,053	88.28
HONG KONG	54,611	115,298	111.13	94,156	171,082	81.7
KOREA, REPUBLIC OF	864,039	540,884	-37.4	1,197,842	781,138	-34.79
TAIWAN	49,786	76,073	52.8	48,394	39,489	-18.4
SINGAPORE	85,118	93,772	10.17	119,135	129,113	8.38
MALAYSIA	373,534	204,455	-45.26	217,973	155,409	-28.7
BRUNEI DARUSSALAM	0	1,060	-	0	2,081	-
INDIA	0	443	-	0	867	-
SRI LANKA	12,575	0	-100	10,275	0	-100
SAUDI ARABIA	252,241	521,076	106.58	211,649	451,032	113.1

TABEL 5. PERKEMBANGAN EKSPOR INDONESIA MENURUT KOMODITI DAN NEGARA TUJUAN

JENIS BARANG	BERAT BERSIH (KG)		PERUB	NILAI FOB (US \$)		PERUB
	JAN-SEP 2005	JAN-SEP 2006	%	JAN-SEP 2005	JAN-SEP 2006	%
(1)	(2)	(3)	(4)	(5)	(6)	(7)
KUWAIT	2,454	2,909	18.54	2,231	1,832	-17.88
YEMEN	0	39,530	-	0	29,651	-
UNITED ARAB EMIRATES	31,960	33,808	5.78	26,314	36,951	40.42
AUSTRALIA	54,451	32,571	-40.18	79,917	53,567	-32.97
UNITED STATES	153,108	99,849	-34.79	334,719	242,084	-27.68
CANADA	10,837	2,134	-80.31	17,085	4,466	-73.86
UNITED KINGDOM	261,149	378,695	45.01	382,235	517,083	35.28
NETHERLANDS	1,803,517	2,110,586	17.03	2,527,710	3,188,588	26.15
FRANCE	206,988	344,575	66.47	377,849	613,544	62.38
BELGIUM	86,200	68,719	-20.28	60,950	48,843	-19.86
IRELAND	1,904	0	-100	2,000	0	-100
SPAIN	0	13,600	-	0	19,360	-
ROMANIA	0	116,627	-	0	158,841	-
-BUAH/SAYURAN OLAHAN	333,946,213	348,846,852	4.46	195,736,347	183,097,752	-6.46
JAPAN	12,659,496	13,181,671	4.12	11,381,013	10,267,291	-9.79
HONG KONG	1,436,762	2,545,781	77.19	1,557,342	3,941,054	153.06
KOREA, DEMOCRATIC PEOPLE'S RI	0	28,525	-	0	17,281	-
KOREA, REPUBLIC OF	1,354,452	1,266,221	-6.51	1,073,438	1,058,741	-1.37
TAIWAN	5,772,378	8,514,853	47.51	2,220,209	2,366,092	6.57
CHINA	2,127,943	10,108,255	375.02	684,362	1,558,805	127.77
PAPUA NEW GUINEA	2,490	700	-71.89	4,230	1,426	-66.29
THAILAND	488,319	822,131	68.36	234,503	173,300	-26.1
SINGAPORE	74,167,775	60,173,491	-18.87	45,626,440	37,484,201	-17.85
PHILIPPINES	32,774,547	9,415,132	-71.27	11,036,284	3,535,365	-67.97
MALAYSIA	33,756,809	70,947,621	110.17	5,792,465	11,127,118	92.1
MYANMAR (FORM. BURMA)	90	8,314	9137.78	77	11,261	14524.68
CAMBODIA	0	177,000	-	0	1,680	-
BRUNEI DARUSSALAM	37,510	46,212	23.2	31,699	74,748	135.81
NEPAL	0	511,166	-	0	623,279	-
VIET NAM	6,614,305	2,545,610	-61.51	5,872,954	1,829,436	-68.85
MALDIVES	22,957	17,854	-22.23	33,986	28,051	-17.46
INDIA	22,265,438	13,096,320	-41.18	20,340,966	8,409,407	-58.66
PAKISTAN	9,030,951	5,704,086	-36.84	2,059,653	1,587,929	-22.9
BANGLADESH	93,080	25,000	-73.14	86,783	250	-99.71
SRI LANKA	48,346	0	-100	5,343	0	-100
IRAN (ISLAMIC REPUBLIC OF)	238,000	86,797	-63.53	103,520	41,457	-59.95
SAUDI ARABIA	757,147	658,128	-13.08	675,559	566,472	-16.15
KUWAIT	88	121,018	137420.45	80	59,899	74773.75
JORDAN	62,500	101,400	62.24	12,500	102,775	722.2
LEBANON	81,406	101,200	24.32	314,269	473,646	50.71
YEMEN	0	21,685	-	0	12,765	-
SYRIA ARAB REPUBLIC	104,123	28,124	-72.99	129,925	80,770	-37.83
TURKEY	178,700	305,782	71.11	94,457	217,799	130.58
UNITED ARAB EMIRATES	1,625,158	3,170,148	95.07	1,188,416	1,783,883	50.11
QATAR	49,980	124,100	148.3	24,365	50,890	108.87
BAHRAIN	152,800	192,680	26.1	80,896	81,795	1.11
CYPRUS	17,472	0	-100	9,750	0	-100
EGYPT	961,665	1,377,858	43.28	624,116	795,712	27.49
LIBYAN ARAB JAMAHIRIYA	35,460	24,990	-29.53	19,152	15,869	-17.14
MOROCCO	220,680	89,500	-59.44	139,343	59,588	-57.24
TUNISIA	12,500	12,500	0	2,500	2,500	0
ALGERIA	397,472	228,400	-42.54	294,424	148,590	-49.53
ERITREA	0	88,560	-	0	40,500	-
MADAGASCAR	0	1,781	-	0	4,968	-
KENYA	0	12,985	-	0	2,894	-
REUNION	0	8,363	-	0	5,910	-
TOGO	917	0	-100	1,025	0	-100
ANGOLA	0	77,000	-	0	41,140	-
NIGERIA	0	54,815	-	0	78,946	-
SIERRA LEONE	0	35,768	-	0	17,386	-
SEYCHELLES	0	3,512	-	0	13,859	-
SAINT HELENA	0	53,071	-	0	20,540	-
SWAZILAND	36,192	0	-100	15,436	0	-100
SOUTH AFRICA	471,066	827,033	75.57	352,477	420,041	19.17
MAURITIUS	142,912	102,707	-28.13	96,113	60,782	-36.76
AUSTRALIA	1,756,166	1,798,057	2.39	1,413,261	1,137,808	-19.49
NEW ZEALAND	154,645	396,070	156.12	132,746	335,241	152.54
MICRONESIA, FEDERATED STATES	0	4,214	-	0	3,284	-
GUAM	0	368	-	0	1,165	-
NEW CALEDONIA	7,150	1,440	-79.86	7,475	1,800	-75.92
NORTHERN MARIANA ISLANDS	1,155	2,506	116.97	834	1,869	124.1
VANUATU	14,123	807	-94.29	8,570	1,465	-82.91

TABEL 5. PERKEMBANGAN EKSPOR INDONESIA MENURUT KOMODITI DAN NEGARA TUJUAN

JENIS BARANG	BERAT BERSIH (KG)		PERUB	NILAI FOB (US \$)		PERUB
	JAN-SEP 2005	JAN-SEP 2006	%	JAN-SEP 2005	JAN-SEP 2006	%
(1)	(2)	(3)	(4)	(5)	(6)	(7)
AMERICAN SAMOA	515	2,808	445.24	852	3,923	360.45
COOK ISLANDS	131	7	-94.66	186	35	-81.18
FIJI	5,098	1,786	-64.97	9,988	2,179	-78.18
MARSHALL ISLANDS	1,577	0	-100	1,449	0	-100
SAMOA	0	562	-	0	3,330	-
SOLOMON ISLANDS	0	2,952	-	0	32,445	-
TUVALU	0	576	-	0	1,080	-
EAST TIMOR	7,578	89,480	1080.79	10,416	35,917	244.83
UNITED STATES	40,802,818	44,592,084	9.29	36,809,450	37,125,310	0.86
CANADA	712,195	413,160	-41.99	1,206,567	1,397,554	15.83
MEXICO	0	281,093	-	0	337,962	-
PANAMA	16,666	16,193	-2.84	11,896	11,800	-0.81
SURINAME	40	117	192.5	76	350	360.53
CHILE	2,167,145	3,070,563	41.69	1,238,571	1,589,599	28.34
ARGENTINA	2,054,062	4,671,419	127.42	1,217,986	2,745,168	125.39
BRAZIL	1,591,589	1,562,380	-1.84	916,464	659,580	-28.03
URUGUAY	195,707	345,887	76.74	135,884	193,757	42.59
PARAGUAY	0	75,000	-	0	54,125	-
PERU	122,319	389,276	218.25	45,893	133,460	190.81
PUERTO RICO	107,373	34,320	-68.04	93,940	29,172	-68.95
DOMINICAN REPUBLIC	0	48,988	-	0	37,721	-
EL SALVADOR	0	33,566	-	0	145,851	-
COSTA RICA	12,000	0	-100	9,000	0	-100
FALKLAND ISLANDS (MALVINAS)	0	13,758	-	0	15,120	-
FRENCH POLYNESIA	0	13,051	-	0	5,103	-
NETHERLANDS ANTILLES	0	24	-	0	235	-
GUADELOUPE	304	0	-100	1,308	0	-100
UNITED KINGDOM	1,448,493	2,476,017	70.94	923,103	1,542,808	67.13
NETHERLANDS	19,336,351	14,910,170	-22.89	9,635,102	8,601,798	-10.72
FRANCE	2,078,601	2,345,864	12.86	1,213,030	1,454,968	19.94
GERMANY, FED. REP. OF	24,364,901	22,821,774	-6.33	11,126,555	11,083,782	-0.38
AUSTRIA	1,046,664	1,733,615	65.63	566,537	1,005,908	77.55
BELGIUM	1,087,519	1,885,086	73.34	664,751	1,340,271	101.62
SWITZERLAND	36,720	79,363	116.13	18,200	50,808	179.16
MONACO	46,272	0	-100	36,642	0	-100
DENMARK	771,003	875,176	13.51	442,789	566,829	28.01
NORWAY	1,080,773	1,532,811	41.83	894,160	1,446,391	61.76
SWEDEN	658,700	1,287,997	95.54	382,087	816,796	113.77
FINLAND	944,152	3,291,734	248.64	651,273	1,784,126	173.94
IRELAND	72,316	54,350	-24.84	44,953	24,626	-45.22
ITALY	2,855,737	3,455,914	21.02	1,641,432	1,843,127	12.29
SPAIN	11,994,217	14,357,541	19.7	7,581,403	9,249,908	22.01
PORTUGAL	273,930	240,450	-12.22	116,640	168,368	44.35
ICELAND	0	18,027	-	0	9,302	-
GREECE	451,784	509,530	12.78	267,782	274,073	2.35
ANDORRA	0	26,000	-	0	10,400	-
HUNGARY	586,779	487,775	-16.87	280,574	233,183	-16.89
POLAND	2,679,069	1,824,768	-31.89	1,653,992	1,192,602	-27.9
ROMANIA	176,672	1,243,013	603.57	63,731	499,771	684.19
BULGARIA	127,440	62,000	-51.35	53,988	40,883	-24.27
BELARUS	0	54,944	-	0	31,190	-
KAZAKHSTAN	26,000	26,000	0	21,840	19,006	-12.98
UKRAINE	75,000	861,555	1048.74	43,643	445,185	920.06
LITHUANIA	0	78,514	-	0	53,274	-
LATVIA	13,728	73,756	437.27	13,104	73,491	460.83
ESTONIA	26,000	344,240	1224	24,110	175,302	627.09
CROATIA	60,090	33,819	-43.72	35,318	16,167	-54.22
BOSNIA AND HERZEGOVINA	20,000	40,000	100	17,800	29,400	65.17
MALTA	16,797	60,000	257.21	1,282	4,200	227.61
SLOVAKIA	12,500	0	-100	2,500	0	-100
SLOVENIA	474,022	659,158	39.06	218,352	306,462	40.35
CZECH REPUBLIC	67,630	500,783	640.47	35,732	251,250	603.15
REP. OF MACEDONIA	25,500	0	-100	19,890	0	-100
FAEROE ISLANDS	29,999	0	-100	3,700	0	-100
RUSSIA FEDERATION	3,050,612	5,686,748	86.41	1,547,470	3,110,598	101.01
-MINUMAN OLAHAN	45,915,996	54,229,502	18.11	22,967,981	28,768,268	25.25
JAPAN	5,119,859	15,544,086	203.6	3,285,511	9,399,332	186.08
HONG KONG	557,457	764,762	37.19	982,749	1,506,116	53.26
KOREA, REPUBLIC OF	58,883	52,757	-10.4	45,668	50,853	11.35
TAIWAN	2,935,149	2,885,652	-1.69	1,858,771	1,913,028	2.92
CHINA	3,150	1,557	-50.57	9,980	4,626	-53.65
MONGOLIA	0	16,444	-	0	9,221	-

TABEL 5. PERKEMBANGAN EKSPOR INDONESIA MENURUT KOMODITI DAN NEGARA TUJUAN

JENIS BARANG	BERAT BERSIH (KG)		PERUB	NILAI FOB (US \$)		PERUB
	JAN-SEP 2005	JAN-SEP 2006	%	JAN-SEP 2005	JAN-SEP 2006	%
(1)	(2)	(3)	(4)	(5)	(6)	(7)
PAPUA NEW GUINEA	19,956	1,181,828	5822.17	20,523	2,290,689	11061.57
THAILAND	5,935,920	2,759,872	-53.51	3,551,798	512,569	-85.57
SINGAPORE	17,738,070	19,386,264	9.29	4,478,126	5,750,100	28.4
PHILIPPINES	2,706,898	1,295,106	-52.16	1,099,340	471,111	-57.15
MALAYSIA	3,021,163	1,923,202	-36.34	1,990,549	1,345,946	-32.38
CAMBODIA	0	129,857	-	0	45,110	-
BRUNEI DARUSSALAM	2,605,110	1,067,780	-59.01	1,692,128	650,263	-61.57
VIET NAM	207,758	237,616	14.37	125,335	393,330	213.82
MALDIVES	165,857	130,668	-21.22	131,256	117,248	-10.67
INDIA	13,944	5,455	-60.88	64,966	9,022	-86.11
PAKISTAN	45	5,560	12255.56	194	29,919	15322.16
BANGLADESH	23	9,460	41030.43	27	23,466	86811.11
SRI LANKA	3,109	0	-100	50	0	-100
SAUDI ARABIA	171,855	50,177	-70.8	93,849	31,920	-65.99
JORDAN	0	6,720	-	0	23,038	-
LEBANON	0	26,817	-	0	84,255	-
OMAN	465,165	603,095	29.65	311,027	394,766	26.92
TURKEY	0	28,541	-	0	81,446	-
UNITED ARAB EMIRATES	512,760	870,039	69.68	1,178,470	1,055,802	-10.41
QATAR	0	36,552	-	0	23,926	-
BAHRAIN	24,596	43,663	77.52	16,100	28,903	79.52
EGYPT	17,820	0	-100	9,450	0	-100
LIBYAN ARAB JAMAHIRIYA	0	27,137	-	0	74,073	-
NAMIBIA	1,130	0	-100	5,708	0	-100
TANZANIA, UNITED REPUBLIC OF	8,574	0	-100	9,852	0	-100
MOZAMBIQUE	25,740	0	-100	7,920	0	-100
TOGO	0	16	-	0	20	-
CONGO	308	0	-100	118	0	-100
CAMEROON	0	2,822	-	0	2,150	-
NIGERIA	74,953	0	-100	54,088	0	-100
SIERRA LEONE	0	34,560	-	0	25,775	-
SENEGAL	0	47,193	-	0	47,611	-
BENIN	93,978	72,186	-23.19	60,375	79,234	31.24
GAMBIA	11,671	2,160	-81.49	54,125	4,044	-92.53
CENTRAL AFRICAN REPUBLIC	17,664	0	-100	12,880	0	-100
SOUTH AFRICA	42,358	59,846	41.29	64,345	38,581	-40.04
AUSTRALIA	261,512	2,935,587	1022.54	206,349	709,842	244
NEW ZEALAND	80	6,500	8025	20	12,214	60970
NORTHERN MARIANA ISLANDS	20,000	41,160	105.8	6,023	8,797	46.06
VANUATU	71,886	115,108	60.13	12,810	23,440	82.98
WALLIS AND FUTUNA ISLANDS	73	0	-100	78	0	-100
AMERICAN SAMOA	0	66,994	-	0	9,117	-
COOK ISLANDS	12,751	0	-100	15,205	0	-100
FIJI	100	19	-81	176	164	-6.82
KIRIBATI	0	758	-	0	1,044	-
MARSHALL ISLANDS	10,000	0	-100	2,023	0	-100
SOLOMON ISLANDS	507,156	397,715	-21.58	80,383	237,915	195.98
TONGA	141,365	159,577	12.88	56,603	49,441	-12.65
TUVALU	46	0	-100	198	0	-100
EAST TIMOR	1,127,862	388,292	-65.57	455,458	79,658	-82.51
UNITED STATES	537,544	366,071	-31.9	295,698	263,689	-10.82
CANADA	29,340	84,743	188.83	50,978	145,139	184.71
PANAMA	78	0	-100	100	0	-100
SURINAME	358	0	-100	650	0	-100
BELIZE	4,561	40	-99.12	9,624	383	-96.02
DOMINICAN REPUBLIC	38,198	0	-100	39,600	0	-100
HAITI	0	28,648	-	0	29,100	-
UNITED KINGDOM	230,027	55,652	-75.81	91,378	49,454	-45.88
NETHERLANDS	192,242	192,767	0.27	210,288	223,861	6.45
FRANCE	883	0	-100	1,598	0	-100
GERMANY, FED. REP. OF	48,749	42,861	-12.08	108,649	91,249	-16.01
AUSTRIA	0	110	-	0	349	-
BELGIUM	3	1,978	65833.33	40	10,201	25402.5
SWITZERLAND	144	133	-7.64	1,094	1,625	48.54
DENMARK	109,066	0	-100	56,630	0	-100
FINLAND	0	352	-	0	679	-
IRELAND	133	160	20.3	72	111	54.17
SPAIN	10,298	23,902	132.1	50,740	180,586	255.9
GREECE	0	8,460	-	0	82,048	-
CZECHOSLOVAKIA	618	0	-100	238	0	-100
ESTONIA	0	2,465	-	0	40,669	-
-ROKOK DAN TEMBAKAU OLAHAN	44,405,362	53,876,920	21.33	190,397,495	215,163,754	13.01

TABEL 5. PERKEMBANGAN EKSPOR INDONESIA MENURUT KOMODITI DAN NEGARA TUJUAN

JENIS BARANG	BERAT BERSIH (KG)		PERUB	NILAI FOB (US \$)		PERUB
	JAN-SEP 2005	JAN-SEP 2006	%	JAN-SEP 2005	JAN-SEP 2006	%
	(1)	(2)	(3)	(4)	(5)	(6)
JAPAN	274,246	198,507	-27.62	2,096,277	2,211,610	5.5
HONG KONG	7,044	4,878	-30.75	53,201	41,198	-22.56
KOREA, DEMOCRATIC PEOPLE'S RI	0	70	-	0	272	-
KOREA, REPUBLIC OF	5,690	45,473	699.17	49,448	233,393	372
TAIWAN	9,664	22,206	129.78	50,038	104,085	108.01
CHINA	0	16,400	-	0	85,368	-
MACAU	49,390	37,879	-23.31	262,035	168,968	-35.52
PAPUA NEW GUINEA	0	29,999	-	0	118,800	-
THAILAND	2,507,976	3,081,256	22.86	8,403,831	10,029,650	19.35
SINGAPORE	4,083,848	3,992,225	-2.24	41,368,295	42,077,166	1.71
PHILIPPINES	4,157,291	4,063,697	-2.25	17,263,719	16,767,221	-2.88
MALAYSIA	3,826,888	6,529,187	70.61	27,260,587	39,846,705	46.17
MYANMAR (FORM. BURMA)	2,103,340	1,104,000	-47.51	4,894,600	2,561,280	-47.67
CAMBODIA	13,851,628	14,842,824	7.16	43,789,094	47,353,079	8.14
BRUNEI DARUSSALAM	61,908	22,464	-63.71	645,460	179,744	-72.15
LAO PEOPLE'S DEMOCRATIC REPU	337	0	-100	2,516	0	-100
VIET NAM	267,954	346,637	29.36	2,244,840	2,552,220	13.69
INDIA	11,000	779	-92.92	84,000	5,780	-93.12
PAKISTAN	450,871	1,200	-99.73	1,041,771	4,290	-99.59
BANGLADESH	468	1,131	141.67	6,552	6,910	5.46
SRI LANKA	4,554	49,440	985.64	144,582	660,865	357.09
SAUDI ARABIA	63,684	62,162	-2.39	737,712	744,930	0.98
JORDAN	2,157,551	1,229,487	-43.01	7,098,000	4,077,205	-42.56
LEBANON	106,552	38,304	-64.05	350,500	130,200	-62.85
YEMEN	40	0	-100	150	0	-100
TURKEY	277,350	2,037,973	634.8	1,014,562	6,982,255	588.2
UNITED ARAB EMIRATES	152,028	248,955	63.76	734,698	862,711	17.42
QATAR	159	791	397.48	672	8,948	1231.55
BAHRAIN	0	77	-	0	1,128	-
CYPRUS	9	0	-100	311	0	-100
EGYPT	16,000	0	-100	2,240	0	-100
ALGERIA	0	130,000	-	0	52,000	-
MADAGASCAR	0	9,001	-	0	6,301	-
SOUTH AFRICA	39,603	40,275	1.7	77,250	87,704	13.53
ZIMBABWE	72,343	0	-100	57,874	0	-100
MAURITIUS	0	40	-	0	3,168	-
AUSTRALIA	222,509	869,913	290.96	842,800	2,962,779	251.54
EAST TIMOR	26,399	22,886	-13.31	265,449	495,958	86.84
UNITED STATES	1,811,861	5,320,047	193.62	5,235,847	8,655,204	65.31
CANADA	26,753	37,989	42	136,449	200,820	47.18
MEXICO	0	4,200	-	0	33,600	-
HONDURAS	0	18,000	-	0	33,604	-
PANAMA	65,386	15,999	-75.53	386,631	129,185	-66.59
SURINAME	976	570	-41.6	1,846	2,650	43.55
CHILE	31,239	75	-99.76	214,295	2,331	-98.91
ARGENTINA	126,528	135,336	6.96	130,140	223,593	71.81
BRAZIL	4,519	44,692	888.98	78,160	223,086	185.42
BOLIVIA	768	5,902	668.49	6,066	53,290	778.5
URUGUAY	40,000	0	-100	15,000	0	-100
PARAGUAY	67,713	94,440	39.47	1,179,073	1,594,080	35.2
PERU	2,102	0	-100	10,590	0	-100
PUERTO RICO	684,546	1,285,997	87.86	802,178	1,131,917	41.11
DOMINICAN REPUBLIC	100	66,584	66484	50	627,178	1254256
NETHERLANDS ANTILLES	1,192	0	-100	10,650	0	-100
UNITED KINGDOM	37,170	27,370	-26.37	69,732	52,559	-24.63
NETHERLANDS	1,477,211	1,416,361	-4.12	5,891,350	5,764,698	-2.15
FRANCE	152,678	53,475	-64.98	255,356	70,261	-72.49
GERMANY, FED. REP. OF	937,402	1,265,761	35.03	3,119,881	3,318,082	6.35
AUSTRIA	2,106	209,318	9839.13	11,294	379,751	3262.41
BELGIUM	1,480,411	1,018,990	-31.17	4,973,860	3,854,285	-22.51
SWITZERLAND	106,266	33,725	-68.26	205,170	51,917	-74.7
LUXEMBOURG	0	198,719	-	0	405,216	-
DENMARK	114,915	73,086	-36.4	1,608,329	1,241,465	-22.81
NORWAY	0	98,962	-	0	174,934	-
IRELAND	57,784	0	-100	66,453	0	-100
ITALY	4,799	19,204	300.17	18,834	31,686	68.24
SPAIN	43,062	36,107	-16.15	286,944	314,875	9.73
PORTUGAL	576	37	-93.58	1,127	347	-69.21
GREECE	75	0	-100	3,550	0	-100
HUNGARY	1,572	870	-44.66	9,451	11,057	16.99
POLAND	4,630	62,748	1255.25	43,632	166,892	282.5
ALBANIA	0	19,800	-	0	38,610	-
BELARUS	0	57,420	-	0	53,856	-

TABEL 5. PERKEMBANGAN EKSPOR INDONESIA MENURUT KOMODITI DAN NEGARA TUJUAN

JENIS BARANG	BERAT BERSIH (KG)		PERUB	NILAI FOB (US \$)		PERUB
	JAN-SEP 2005	JAN-SEP 2006	%	JAN-SEP 2005	JAN-SEP 2006	%
(1)	(2)	(3)	(4)	(5)	(6)	(7)
KAZAKHSTAN	257,400	118,800	-53.85	412,830	172,854	-58.13
UKRAINE	365,100	414,600	13.56	1,158,435	778,572	-32.79
UZBEKISTAN	93,059	0	-100	230,769	0	-100
LITHUANIA	99	35	-64.65	2,761	630	-77.18
LATVIA	0	115,640	-	0	33,820	-
ESTONIA	0	34	-	0	1,012	-
CZECH REPUBLIC	1,840	1,286	-30.11	11,641	16,727	43.69
RUSSIA FEDERATION	1,595,200	2,524,625	58.26	2,966,057	3,895,219	31.33
-DAGING TERNAK	2,859,070	3,486,063	21.93	8,770,807	13,051,420	48.81
JAPAN	9,266	15,496	67.24	37,151	43,786	17.86
HONG KONG	94,522	95,415	0.94	143,652	195,978	36.43
KOREA, REPUBLIC OF	19,319	38,601	99.81	106,777	230,157	115.55
TAIWAN	11,941	9,619	-19.45	24,952	11,808	-52.68
THAILAND	6	9	50	50	600	1100
SINGAPORE	136,278	45,287	-66.77	202,643	139,833	-31
PHILIPPINES	0	2	-	0	30	-
MALAYSIA	107,053	64,240	-39.99	33,997	61,351	80.46
BURKINA FASO	0	19,078	-	0	71,679	-
AUSTRALIA	2,950	1,079	-63.42	30,984	2,059	-93.35
UNITED STATES	107	74,813	69818.69	2,176	570,798	26131.53
CANADA	21,919	37,200	69.72	101,857	144,638	42
PUERTO RICO	531	0	-100	9,799	0	-100
UNITED KINGDOM	0	12,240	-	0	85,779	-
NETHERLANDS	204,489	460,820	125.35	743,289	1,763,843	137.3
FRANCE	572,504	854,305	49.22	2,107,162	3,427,521	62.66
GERMANY, FED. REP. OF	300	0	-100	1,401	0	-100
BELGIUM	1,641,796	1,675,606	2.06	5,096,049	6,004,629	17.83
SWITZERLAND	36,050	18,461	-48.79	126,768	69,604	-45.09
ITALY	39	0	-100	2,100	0	-100
SPAIN	0	63,792	-	0	227,327	-
-DAGING UNGGAS	19,829	19	-99.9	55,562	18,223	-67.2
HONG KONG	34	0	-100	16,010	0	-100
KOREA, REPUBLIC OF	0	4	-	0	20	-
SINGAPORE	19,750	0	-100	21,528	0	-100
UNITED STATES	20	0	-100	18,000	0	-100
CANADA	0	14	-	0	18,200	-
NETHERLANDS	0	1	-	0	3	-
GERMANY, FED. REP. OF	25	0	-100	24	0	-100
-IKAN OLAHAN	114,837,430	113,619,507	-1.06	358,654,583	370,810,023	3.39
JAPAN	21,189,819	23,638,320	11.56	81,451,034	71,566,429	-12.14
HONG KONG	1,344,940	1,405,425	4.5	5,892,239	6,501,653	10.34
KOREA, REPUBLIC OF	1,261,114	1,796,780	42.48	2,073,268	2,276,093	9.78
TAIWAN	1,038,429	1,239,190	19.33	1,407,937	1,472,618	4.59
CHINA	1,850,434	1,843,191	-0.39	1,858,433	2,281,583	22.77
PAPUA NEW GUINEA	26,000	0	-100	5,980	0	-100
THAILAND	6,001,257	3,247,913	-45.88	1,674,023	1,182,971	-29.33
SINGAPORE	6,903,624	5,936,560	-14.01	7,949,476	8,979,745	12.96
PHILIPPINES	57,214	140,238	145.11	99,251	153,541	54.7
MALAYSIA	2,872,644	3,515,905	22.39	1,823,741	2,491,986	36.64
CAMBODIA	46,159	14,367	-68.87	14,288	4,510	-68.44
BRUNEI DARUSSALAM	0	278	-	0	298	-
VIET NAM	337,991	433,584	28.28	713,190	866,377	21.48
MALDIVES	1,530	2,249	46.99	2,198	3,990	81.53
INDIA	0	1,000	-	0	103	-
PAKISTAN	0	26,000	-	0	20,800	-
SRI LANKA	4,102,900	3,101,895	-24.4	1,960,262	1,971,120	0.55
SAUDI ARABIA	1,187,264	2,268,039	91.03	3,965,026	7,755,815	95.61
KUWAIT	15,984	24,053	50.48	23,040	32,761	42.19
JORDAN	1,250,261	1,957,777	56.59	3,103,086	4,760,558	53.41
LEBANON	17,557	66,543	279.01	84,568	181,490	114.61
YEMEN	0	10,008	-	0	13,010	-
OMAN	47,952	52,000	8.44	68,490	43,280	-36.81
UNITED ARAB EMIRATES	143,910	159,404	10.77	309,793	336,687	8.68
QATAR	31,967	0	-100	46,070	0	-100
BAHRAIN	15,984	10,336	-35.34	23,040	22,690	-1.52
CYPRUS	49,034	23,257	-52.57	132,694	69,195	-47.85
EGYPT	2,649,767	94,569	-96.43	5,508,114	136,521	-97.52
LIBYAN ARAB JAMAHIRIYA	461,959	3,386,481	633.07	1,046,324	7,558,774	622.41
MOROCCO	84,226	112,820	33.95	91,915	131,253	42.8
TUNISIA	56,250	0	-100	8,437	0	-100

TABEL 5. PERKEMBANGAN EKSPOR INDONESIA MENURUT KOMODITI DAN NEGARA TUJUAN

JENIS BARANG	BERAT BERSIH (KG)		PERUB	NILAI FOB (US \$)		PERUB
	JAN-SEP 2005	JAN-SEP 2006	%	JAN-SEP 2005	JAN-SEP 2006	%
(1)	(2)	(3)	(4)	(5)	(6)	(7)
ALGERIA	0	20,000	-	0	31,200	-
NAMIBIA	41,198	141,410	243.24	240,280	496,221	106.52
REUNION	230,325	171,384	-25.59	1,012,747	719,307	-28.97
MOZAMBIQUE	0	58,032	-	0	68,640	-
TOGO	62,000	0	-100	58,400	0	-100
GHANA	152,300	234,136	53.73	146,000	245,085	67.87
ANGOLA	148,539	0	-100	148,268	0	-100
CAMEROON	0	80,245	-	0	80,439	-
NIGERIA	0	26,350	-	0	11,900	-
GABON	0	34,811	-	0	32,082	-
SOUTH AFRICA	140,456	99,434	-29.21	179,631	155,708	-13.32
MALAWI	0	31,000	-	0	33,000	-
BURUNDI	0	16,368	-	0	22,325	-
MAURITIUS	169,597	244,827	44.36	234,273	230,652	-1.55
AUSTRALIA	712,514	1,017,679	42.83	2,594,462	3,225,613	24.33
NEW ZEALAND	45,272	154,291	240.81	72,827	296,393	306.98
FIJI	14,000	80,500	475	11,200	64,043	471.81
EAST TIMOR	7,485	23,495	213.89	3,089	45,959	1387.83
UNITED STATES	36,706,964	38,023,767	3.59	166,503,305	186,545,186	12.04
CANADA	807,908	1,620,035	100.52	2,938,030	6,010,699	104.58
MEXICO	81,774	162,323	98.5	223,860	603,006	169.37
GUATEMALA	0	33,293	-	0	38,189	-
PANAMA	99,688	136,686	37.11	110,319	188,805	71.14
BOLIVIA	56,689	0	-100	97,422	0	-100
URUGUAY	156,270	0	-100	44,432	0	-100
TRINIDAD AND TOBAGO	25,062	50,415	101.16	10,025	20,166	101.16
PUERTO RICO	507,538	431,243	-15.03	2,246,178	2,285,142	1.73
DOMINICAN REPUBLIC	96,332	57,722	-40.08	348,174	227,814	-34.57
ANGUILLA	1,070	0	-100	1,490	0	-100
MARTINIQUE	220,703	122,599	-44.45	749,746	388,287	-48.21
GUADELOUPE	68,236	19,460	-71.48	159,832	29,190	-81.74
UNITED KINGDOM	3,074,231	2,112,487	-31.28	9,421,296	8,193,327	-13.03
NETHERLANDS	2,735,479	1,953,737	-28.58	8,391,998	7,801,091	-7.04
FRANCE	1,539,477	1,051,401	-31.7	4,524,042	2,066,168	-54.33
GERMANY, FED. REP. OF	6,617,044	5,097,730	-22.96	13,791,376	10,989,820	-20.31
BELGIUM	2,473,641	2,225,274	-10.04	12,234,590	10,167,839	-16.89
SWITZERLAND	29,626	29,608	-0.06	67,000	49,656	-25.89
LUXEMBOURG	0	59,994	-	0	191,400	-
DENMARK	461,278	324,826	-29.58	2,043,321	1,274,373	-37.63
NORWAY	17,484	59,184	238.5	34,410	443,464	1188.76
SWEDEN	110,250	93,802	-14.92	499,453	613,709	22.88
IRELAND	129,156	18,048	-86.03	221,958	30,850	-86.1
ITALY	1,715,592	822,225	-52.07	3,156,482	1,426,668	-54.8
SPAIN	705,499	664,076	-5.87	1,592,546	1,582,786	-0.61
PORTUGAL	150,966	69,956	-53.66	313,568	162,618	-48.14
GREECE	177,781	64,792	-63.56	288,570	131,895	-54.29
CZECHOSLOVAKIA	31,204	98,055	214.24	29,395	98,169	233.96
POLAND	235,164	118,614	-49.56	451,378	631,206	39.84
ROMANIA	32,300	32,634	1.03	57,574	45,298	-21.32
BULGARIA	194,045	224,597	15.74	440,700	458,869	4.12
YUGOSLAVIA	31,968	0	-100	43,740	0	-100
LITHUANIA	15,125	15,500	2.48	68,220	117,125	71.69
ESTONIA	0	39,225	-	0	105,427	-
CROATIA	79,032	0	-100	112,895	0	-100
MALTA	55,891	41,910	-25.01	116,126	49,381	-57.48
SLOVENIA	304,794	182,976	-39.97	477,668	282,019	-40.96
CZECH REPUBLIC	219,335	32,634	-85.12	449,065	45,298	-89.91
REP. OF MACEDONIA	15,984	0	-100	36,360	0	-100
FAEROE ISLANDS	407	0	-100	407	0	-100
RUSSIA FEDERATION	86,587	586,535	577.39	320,538	940,665	193.46
-BERAS GILING	42,207,698	816,864	-98.06	8,601,261	438,079	-94.91
HONG KONG	576	1,421	146.7	853	2,453	187.57
TAIWAN	0	380,299	-	0	159,757	-
SINGAPORE	183,650	205,750	12.03	110,669	135,949	22.84
MALAYSIA	0	229,223	-	0	139,769	-
SAUDI ARABIA	5,740	0	-100	1,728	0	-100
SUDAN	1,695	0	-100	300	0	-100
SOUTH AFRICA	42,015,050	0	-100	8,487,039	0	-100
AUSTRALIA	394	0	-100	300	0	-100
TONGA	133	0	-100	168	0	-100
EAST TIMOR	460	107	-76.74	204	72	-64.71
NETHERLANDS	0	64	-	0	79	-

TABEL 5. PERKEMBANGAN EKSPOR INDONESIA MENURUT KOMODITI DAN NEGARA TUJUAN

JENIS BARANG	BERAT BERSIH (KG)		PERUB	NILAI FOB (US \$)		PERUB
	JAN-SEP 2005	JAN-SEP 2006	%	JAN-SEP 2005	JAN-SEP 2006	%
(1)	(2)	(3)	(4)	(5)	(6)	(7)
-KOPI OLAHAN	604,969	154,336	-74.49	528,207	293,166	-44.5
JAPAN	358,630	43,588	-87.85	192,372	96,882	-49.64
HONG KONG	1,460	5,860	301.37	1,500	5,510	267.33
TAIWAN	110,397	25,020	-77.34	96,957	30,472	-68.57
CHINA	43,275	36,120	-16.53	31,723	47,243	48.92
SINGAPORE	54,584	36,001	-34.04	120,210	93,751	-22.01
AUSTRALIA	803	0	-100	1,589	0	-100
SOLOMON ISLANDS	0	7,560	-	0	19,215	-
UNITED STATES	720	0	-100	1,216	0	-100
NETHERLANDS	18,000	0	-100	41,940	0	-100
GERMANY, FED. REP. OF	0	187	-	0	93	-
SWEDEN	17,100	0	-100	40,700	0	-100
-TEH OLAHAN	42,623,020	43,168,477	1.28	55,709,503	66,864,476	20.02
JAPAN	718,632	367,689	-48.83	1,093,502	658,489	-39.78
HONG KONG	773	2,384	208.41	6,321	7,297	15.44
KOREA, REPUBLIC OF	22,088	12,200	-44.77	70,020	21,953	-68.65
TAIWAN	424,283	423,775	-0.12	1,291,314	1,190,253	-7.83
CHINA	45,680	32,960	-27.85	48,602	45,651	-6.07
MONGOLIA	8,877	17,567	97.89	45,007	94,506	109.98
THAILAND	40,970	31,507	-23.1	168,865	176,810	4.7
SINGAPORE	714,693	585,239	-18.11	1,753,481	1,834,833	4.64
PHILIPPINES	21,765	38,031	74.73	149,186	371,099	148.75
MALAYSIA	3,836,741	2,714,799	-29.24	5,200,730	4,378,038	-15.82
CAMBODIA	0	1,067	-	0	5,536	-
BRUNEI DARUSSALAM	1,293	880	-31.94	2,578	1,500	-41.82
VIET NAM	181,140	187,600	3.57	777,664	902,845	16.1
INDIA	964,309	712,580	-26.1	1,076,595	1,059,013	-1.63
PAKISTAN	5,800,680	6,325,434	9.05	6,348,835	8,989,412	41.59
SRI LANKA	86,679	83,584	-3.57	176,092	138,647	-21.26
AFGHANISTAN	238,908	464,518	94.43	234,734	555,583	136.69
IRAQ	0	1,412,582	-	0	1,992,970	-
IRAN (ISLAMIC REPUBLIC OF)	57,870	90,350	56.13	69,070	105,322	52.49
SAUDI ARABIA	68,167	96,014	40.85	208,171	252,195	21.15
KUWAIT	34,600	10,400	-69.94	32,636	11,190	-65.71
YEMEN	60,599	39,180	-35.35	67,745	66,035	-2.52
TURKEY	212,460	184,960	-12.94	247,252	282,695	14.33
UNITED ARAB EMIRATES	993,753	1,059,824	6.65	1,161,197	1,669,705	43.79
EGYPT	607,939	775,560	27.57	697,024	1,106,129	58.69
KENYA	54,000	0	-100	50,220	0	-100
AUSTRALIA	2,228,416	1,929,289	-13.42	6,815,396	6,855,031	0.58
NEW ZEALAND	514,755	643,811	25.07	1,494,889	1,987,081	32.92
GUAM	0	27	-	0	1,004	-
FIJI	11,000	64,840	489.45	11,265	69,846	520.03
SOLOMON ISLANDS	1,140	812	-28.77	2,340	1,580	-32.48
EAST TIMOR	28,560	2,135	-92.52	37,430	1,991	-94.68
UNITED STATES	3,033,627	2,983,940	-1.64	3,202,965	3,484,365	8.79
CANADA	433,780	287,021	-33.83	403,375	315,043	-21.9
SURINAME	0	5,905	-	0	21,404	-
CHILE	107,800	219,200	103.34	124,595	336,221	169.85
PUERTO RICO	540	540	0	648	756	16.67
UNITED KINGDOM	5,594,920	8,204,268	46.64	6,093,247	11,238,255	84.44
NETHERLANDS	3,065,493	3,123,757	1.9	3,422,527	4,015,103	17.31
FRANCE	4	0	-100	7	0	-100
GERMANY, FED. REP. OF	2,227,883	804,008	-63.91	2,057,044	881,604	-57.14
BELGIUM	0	12,500	-	0	11,088	-
SWITZERLAND	216,000	0	-100	224,791	0	-100
FINLAND	50	0	-100	4,150	0	-100
IRELAND	353,200	227,240	-35.66	397,582	377,275	-5.11
ITALY	9	83	822.22	46	207	350
POLAND	1,704,820	1,848,460	8.43	1,892,729	2,686,401	41.93
BELARUS	20,900	0	-100	15,048	0	-100
KAZAKHSTAN	199,280	71,520	-64.11	205,608	79,152	-61.5
KYRGYZSTAN	0	48,960	-	0	62,424	-
UKRAINE	693,630	430,439	-37.94	739,955	478,770	-35.3
UZBEKISTAN	106,424	162,180	52.39	131,998	259,210	96.37
LATVIA	41,040	32,700	-20.32	55,955	34,494	-38.35
SOUTH GEORGIA AND THE SOUTH	22,400	0	-100	22,153	0	-100
RUSSIA FEDERATION	6,820,450	6,394,158	-6.25	7,376,919	7,748,465	5.04
-GULA PASIR	710,602	932,760	31.26	256,807	555,055	116.14
JAPAN	393,696	3,538	-99.1	51,384	3,538	-93.11

TABEL 5. PERKEMBANGAN EKSPOR INDONESIA MENURUT KOMODITI DAN NEGARA TUJUAN

JENIS BARANG	BERAT BERSIH (KG)		PERUB	NILAI FOB (US \$)		PERUB
	JAN-SEP 2005	JAN-SEP 2006	%	JAN-SEP 2005	JAN-SEP 2006	%
(1)	(2)	(3)	(4)	(5)	(6)	(7)
HONG KONG	10,851	8,139	-24.99	16,217	13,676	-15.67
KOREA, REPUBLIC OF	388	821	111.6	643	2,816	337.95
TAIWAN	216	0	-100	132	0	-100
SINGAPORE	19,863	12,007	-39.55	16,523	13,328	-19.34
MALAYSIA	147,997	776,875	424.93	50,554	364,102	620.22
SAUDI ARABIA	4,457	3,831	-14.05	3,860	2,950	-23.58
UNITED ARAB EMIRATES	436	168	-61.47	2,941	400	-86.4
AUSTRALIA	15,003	30,523	103.45	21,390	54,959	156.94
COOK ISLANDS	0	1,728	-	0	1,518	-
UNITED STATES	11,462	19,689	71.78	27,859	65,979	136.83
CANADA	104,353	73,158	-29.89	61,394	28,849	-53.01
PANAMA	149	0	-100	191	0	-100
NETHERLANDS	649	2,283	251.77	1,055	2,940	178.67
GERMANY, FED. REP. OF	1,082	0	-100	2,664	0	-100
-GULA LAINNYA	4,108,744	4,939,948	20.23	2,321,438	2,499,287	7.66
JAPAN	290,212	245,734	-15.33	206,852	161,760	-21.8
HONG KONG	51,738	197,292	281.33	60,075	130,574	117.35
KOREA, REPUBLIC OF	0	162	-	0	504	-
TAIWAN	7,827	108,000	1279.84	18,552	46,080	148.38
CHINA	0	277,500	-	0	159,678	-
PAPUA NEW GUINEA	218,131	70,687	-67.59	216,905	96,124	-55.68
THAILAND	294	1,079,440	367056.46	1,304	444,314	33973.16
SINGAPORE	331,477	514,795	55.3	275,483	324,973	17.96
PHILIPPINES	3,894	12,598	223.52	14,652	28,428	94.02
MALAYSIA	308,166	775,583	151.68	121,636	308,051	153.26
BRUNEI DARUSSALAM	200	0	-100	236	0	-100
VIET NAM	22,742	363,049	1496.38	15,116	144,083	853.18
MALDIVES	48,507	26,534	-45.3	20,139	11,190	-44.44
INDIA	3,427	0	-100	10,790	0	-100
PAKISTAN	6,858	2,110	-69.23	28,818	7,385	-74.37
SRI LANKA	2,667	0	-100	9,705	0	-100
SAUDI ARABIA	76	7,248	9436.84	140	6,425	4489.29
KUWAIT	0	696	-	0	3,750	-
JORDAN	0	50,999	-	0	21,615	-
YEMEN	174	0	-100	268	0	-100
TURKEY	14,000	163,000	1064.29	6,665	69,034	935.77
EGYPT	79,375	0	-100	30,591	0	-100
TANZANIA, UNITED REPUBLIC OF	41,533	18,000	-56.66	15,610	6,964	-55.39
SEYCHELLES	31	1,961	6225.81	25	7,595	30280
SOUTH AFRICA	1,204,000	54,000	-95.51	489,830	21,285	-95.65
MAURITIUS	5,819	0	-100	9,965	0	-100
AUSTRALIA	369,656	229,294	-37.97	196,577	127,442	-35.17
NEW ZEALAND	144,499	64,000	-55.71	63,660	33,988	-46.61
VANUATU	0	17,660	-	0	19,623	-
COOK ISLANDS	0	15,898	-	0	13,959	-
SOLOMON ISLANDS	0	1,320	-	0	1,637	-
TONGA	2,819	0	-100	2,708	0	-100
EAST TIMOR	26,354	18,529	-29.69	36,606	7,973	-78.22
UNITED STATES	306,200	364,471	19.03	124,257	175,865	41.53
CANADA	283	51,128	17966.43	660	19,150	2801.52
PANAMA	122	0	-100	157	0	-100
SURINAME	469	119	-74.63	887	555	-37.43
CHILE	275	7,057	2466.18	275	2,525	818.18
TRINIDAD AND TOBAGO	0	188	-	0	1,660	-
UNITED KINGDOM	166,010	51,500	-68.98	16,035	22,623	41.09
NETHERLANDS	323,538	19,621	-93.94	258,240	17,502	-93.22
GERMANY, FED. REP. OF	1	57	5600	1	261	26000
BELGIUM	1	0	-100	3	0	-100
NORWAY	122,500	125,500	2.45	48,253	52,192	8.16
SWEDEN	640	0	-100	17,242	0	-100
SPAIN	4,229	4,218	-0.26	2,520	2,520	0
-MAKANAN OLAHAN LAINNYA	230,015,787	220,960,639	-3.94	296,634,776	342,644,776	15.51
JAPAN	13,172,080	9,044,093	-31.34	12,029,679	10,848,544	-9.82
HONG KONG	5,160,229	5,805,401	12.5	18,620,854	27,537,591	47.89
KOREA, DEMOCRATIC PEOPLE'S RI	499	40	-91.98	325	189	-41.85
KOREA, REPUBLIC OF	4,540,368	3,519,023	-22.49	4,855,113	4,248,152	-12.5
TAIWAN	13,657,128	11,720,166	-14.18	19,952,844	17,671,584	-11.43
CHINA	24,981,236	4,594,788	-81.61	5,750,638	2,458,205	-57.25
MONGOLIA	12,590	97,101	671.25	19,003	98,802	419.93
MACAU	0	6,322	-	0	12,461	-
PAPUA NEW GUINEA	1,181,071	1,171,782	-0.79	1,460,656	1,289,581	-11.71

TABEL 5. PERKEMBANGAN EKSPOR INDONESIA MENURUT KOMODITI DAN NEGARA TUJUAN

JENIS BARANG	BERAT BERSIH (KG)		PERUB	NILAI FOB (US \$)		PERUB
	JAN-SEP 2005	JAN-SEP 2006	%	JAN-SEP 2005	JAN-SEP 2006	%
	(1)	(2)	(3)	(4)	(5)	(6)
THAILAND	8,652,430	8,145,324	-5.86	17,679,310	15,961,354	-9.72
SINGAPORE	10,874,032	17,014,322	56.47	22,417,226	32,960,126	47.03
PHILIPPINES	23,483,474	26,798,617	14.12	26,055,136	34,153,668	31.08
MALAYSIA	36,522,082	37,893,570	3.76	40,089,353	42,268,066	5.43
MYANMAR (FORM. BURMA)	92,234	102,366	10.99	271,642	312,560	15.06
CAMBODIA	4,659	7,933	70.27	129,586	190,927	47.34
BRUNEI DARUSSALAM	2,911,368	3,154,867	8.36	5,590,665	4,403,851	-21.23
LAO PEOPLE'S DEMOCRATIC REPU	35,518	120,000	237.86	188,070	631,898	235.99
NEPAL	54,372	19,499	-64.14	58,385	22,037	-62.26
VIET NAM	2,988,374	4,937,533	65.22	6,051,102	9,382,571	55.06
MALDIVES	620,009	762,391	22.96	900,508	1,015,715	12.79
INDIA	307,342	1,115,222	262.86	725,798	1,372,870	89.15
PAKISTAN	998,030	806,408	-19.2	1,269,624	1,353,684	6.62
BANGLADESH	493,071	380,951	-22.74	471,983	402,597	-14.7
SRI LANKA	694,065	510,306	-26.48	949,338	665,666	-29.88
AFGHANISTAN	12,736	125,657	886.63	24,066	199,233	727.86
IRAQ	35,480	12,909	-63.62	60,668	24,344	-59.87
IRAN (ISLAMIC REPUBLIC OF)	49,556	110,697	123.38	122,874	110,473	-10.09
SAUDI ARABIA	6,291,002	10,866,435	72.73	10,477,003	16,103,246	53.7
KUWAIT	913,020	1,261,022	38.12	1,256,105	1,731,352	37.83
JORDAN	1,091,491	1,023,562	-6.22	1,328,424	1,476,954	11.18
LEBANON	220,150	170,346	-22.62	367,544	308,071	-16.18
YEMEN	444,516	299,823	-32.55	613,385	511,759	-16.57
OMAN	157,836	170,482	8.01	196,377	219,526	11.79
SYRIA ARAB REPUBLIC	20,982	14,213	-32.26	24,358	3,655	-84.99
TURKEY	308,814	378,490	22.56	500,143	523,284	4.63
UNITED ARAB EMIRATES	3,016,035	4,281,995	41.97	5,224,560	6,694,544	28.14
QATAR	388,187	585,097	50.73	460,849	684,201	48.47
BAHRAIN	316,625	338,036	6.76	375,685	380,651	1.32
CYPRUS	54,628	16,028	-70.66	243,961	23,205	-90.49
EGYPT	250,407	320,004	27.79	340,090	452,302	32.99
LIBYAN ARAB JAMAHIRIYA	4,428	47,444	971.45	13,326	100,075	650.98
MOROCCO	70,316	154,872	120.25	80,447	174,816	117.31
TUNISIA	24,164	25,468	5.4	33,658	39,463	17.25
ALGERIA	8,170	4,608	-43.6	14,053	14,400	2.47
SUDAN	244,627	9,680	-96.04	289,666	36,972	-87.24
ERITREA	19,440	0	-100	13,770	0	-100
NAMIBIA	11,412	6,264	-45.11	8,714	11,736	34.68
ETHIOPIA	0	17,424	-	0	23,796	-
TANZANIA, UNITED REPUBLIC OF	63,534	66,071	3.99	58,402	110,979	90.03
MADAGASCAR	31,564	25,868	-18.05	39,667	19,565	-50.68
KENYA	76,825	124,824	62.48	72,475	190,731	163.17
REUNION	9,612	0	-100	11,989	0	-100
MOZAMBIQUE	61,974	23,415	-62.22	258,499	39,029	-84.9
TOGO	48,928	23,880	-51.19	49,902	33,181	-33.51
GHANA	134,176	142,819	6.44	160,309	246,861	53.99
GUINEA	23,040	66,107	186.92	7,500	88,875	1085
ANGOLA	82,485	188,982	129.11	56,066	194,243	246.45
CONGO	67,727	69,200	2.17	68,372	81,395	19.05
CAMEROON	43,379	31,760	-26.78	168,295	28,900	-82.83
NIGERIA	4,115,467	6,066,253	47.4	11,946,049	11,319,077	-5.25
COTE D'IVOIRE	772	0	-100	1,642	0	-100
SENEGAL	21,954	5,039	-77.05	27,180	102,333	276.5
MAURITANIA	91,369	78,527	-14.06	111,323	90,572	-18.64
MALI	0	24,354	-	0	228,927	-
BENIN	73,904	365,027	393.92	98,947	745,577	653.51
BURKINA FASO	2,460	4,920	100	35,260	84,050	138.37
GAMBIA	6,108	5,792	-5.17	25,414	9,035	-64.45
SEYCHELLES	7,637	40,777	433.94	12,207	95,827	685.02
UGANDA	10,880	0	-100	12,400	0	-100
CENTRAL AFRICAN REPUBLIC	10,880	0	-100	12,400	0	-100
NIGER	0	2,460	-	0	41,513	-
SOUTH AFRICA	1,593,117	914,017	-42.63	1,722,136	1,046,211	-39.25
ZIMBABWE	11,929	0	-100	16,520	0	-100
ZAMBIA	9,121	0	-100	16,854	0	-100
COMOROS	1,812	2,590	42.94	3,785	5,946	57.09
MAURITIUS	454,308	334,176	-26.44	491,772	443,409	-9.83
ZAIRE	0	35,424	-	0	43,542	-
AUSTRALIA	6,299,162	7,555,852	19.95	9,991,948	11,917,630	19.27
NEW ZEALAND	1,422,128	1,543,920	8.56	2,090,111	2,309,731	10.51
MICRONESIA, FEDERATED STATES	134,308	89,906	-33.06	195,232	132,635	-32.06
GUAM	290	1,770	510.34	2,072	17,000	720.46
PALAU	11,787	4,294	-63.57	18,594	7,540	-59.45

TABEL 5. PERKEMBANGAN EKSPOR INDONESIA MENURUT KOMODITI DAN NEGARA TUJUAN

JENIS BARANG	BERAT BERSIH (KG)		PERUB	NILAI FOB (US \$)		PERUB
	JAN-SEP 2005	JAN-SEP 2006	%	JAN-SEP 2005	JAN-SEP 2006	%
(1)	(2)	(3)	(4)	(5)	(6)	(7)
NEW CALEDONIA	42,189	52,284	23.93	104,262	104,442	0.17
NORTHERN MARIANA ISLANDS	32,812	71,218	117.05	41,222	100,127	142.9
VANUATU	99,952	56,667	-43.31	189,550	70,320	-62.9
WALLIS AND FUTUNA ISLANDS	4,423	3,968	-10.29	12,334	8,832	-28.39
AMERICAN SAMOA	13,176	31,654	140.24	23,436	34,422	46.88
COOK ISLANDS	49,033	30,832	-37.12	59,318	31,712	-46.54
FIJI	516,820	340,404	-34.13	765,771	462,850	-39.56
KIRIBATI	0	1,148	-	0	1,894	-
MARSHALL ISLANDS	29,258	52,229	78.51	40,803	68,101	66.9
SAMOA	101,386	86,473	-14.71	86,235	123,514	43.23
SOLOMON ISLANDS	176,785	174,078	-1.53	196,239	298,366	52.04
TONGA	466,204	505,370	8.4	381,703	541,620	41.9
TUVALU	61	3,218	5175.41	265	4,802	1712.08
TOKELAU	41,964	0	-100	31,180	0	-100
EAST TIMOR	1,963,816	828,194	-57.83	1,169,923	570,970	-51.2
UNITED STATES	19,807,317	16,777,177	-15.3	26,644,351	37,717,245	41.56
CANADA	1,584,253	1,681,796	6.16	4,743,195	4,027,606	-15.09
MEXICO	287,611	436,547	51.78	711,594	1,114,969	56.69
GUATEMALA	16,492	23,084	39.97	45,001	49,964	11.03
NICARAGUA	0	42,900	-	0	31,149	-
PANAMA	5,199	11,199	115.41	6,642	34,064	412.86
SURINAME	82,445	120,148	45.73	101,011	148,048	46.57
CHILE	45,570	6,703	-85.29	138,294	36,894	-73.32
ARGENTINA	17,764	0	-100	10,050	0	-100
BRAZIL	23,947	17,560	-26.67	20,854	4,700	-77.46
COLOMBIA	21,084	64,762	207.16	47,544	163,277	243.42
ECUADOR	16,731	27,755	65.89	44,983	69,111	53.64
PERU	15,022	68,076	353.18	25,165	41,517	64.98
TRINIDAD AND TOBAGO	4,625	27,677	498.42	10,610	82,371	676.35
BAHAMAS	100	0	-100	672	0	-100
JAMAICA	113,536	30,184	-73.41	73,202	26,853	-63.32
PUERTO RICO	79,126	548,636	593.37	186,143	515,264	176.81
BELIZE	3,341	24	-99.28	7,545	234	-96.9
DOMINICAN REPUBLIC	0	82,974	-	0	51,229	-
EL SALVADOR	0	6,827	-	0	17,369	-
BARBADOS	4,610	0	-100	11,967	0	-100
ARUBA	0	5,683	-	0	13,531	-
FRENCH POLYNESIA	82,419	76,034	-7.75	162,492	119,203	-26.64
NETHERLANDS ANTILLES	0	12,502	-	0	27,972	-
UNITED KINGDOM	2,651,435	1,206,618	-54.49	3,753,516	2,804,935	-25.27
NETHERLANDS	10,659,448	14,994,508	40.67	11,088,968	13,968,449	25.97
FRANCE	218,245	472,544	116.52	348,165	485,514	39.45
GERMANY, FED. REP. OF	564,976	540,969	-4.25	2,241,455	1,506,424	-32.79
AUSTRIA	290	43,650	14951.72	1,663	157,200	9352.8
BELGIUM	258,010	268,819	4.19	921,869	784,138	-14.94
SWITZERLAND	14,457	5,802	-59.87	10,270	11,900	15.87
DENMARK	588,740	64,567	-89.03	649,222	60,676	-90.65
NORWAY	59,226	132,776	124.19	88,771	168,603	89.93
SWEDEN	115,601	53,913	-53.36	213,377	71,162	-66.65
FINLAND	475,642	493,607	3.78	404,802	517,706	27.89
IRELAND	2,048	951	-53.56	7,853	3,016	-61.59
ITALY	154,779	227,475	46.97	573,611	1,608,708	180.45
SPAIN	1,906,446	1,947,402	2.15	2,016,006	1,924,430	-4.54
PORTUGAL	157,757	125,896	-20.2	124,974	74,636	-40.28
GREECE	221,635	40,531	-81.71	731,590	111,900	-84.7
CZECHOSLOVAKIA	217,812	186,942	-14.17	231,345	228,592	-1.19
HUNGARY	2,904	0	-100	2,196	0	-100
POLAND	74,336	31,018	-58.27	98,175	92,394	-5.89
ROMANIA	4,409,223	135,235	-96.93	202,234	248,722	22.99
BULGARIA	62,303	64,762	3.95	111,748	172,834	54.66
KAZAKHSTAN	10,734	0	-100	8,162	0	-100
UKRAINE	16,500	226,606	1273.37	6,747	195,361	2795.52
LITHUANIA	7,650	36,795	380.98	20,445	78,447	283.7
LATVIA	217,013	62,303	-71.29	310,786	197,999	-36.29
ESTONIA	49,836	357,384	617.12	60,775	521,435	757.98
GEORGIA	0	1,830	-	0	6,385	-
CROATIA	0	16,710	-	0	39,526	-
MALTA	197,179	206,053	4.5	254,276	269,753	6.09
SLOVAKIA	6,217	0	-100	11,155	0	-100
SLOVENIA	3,000	0	-100	13,800	0	-100
CZECH REPUBLIC	118,615	207,310	74.78	126,532	195,423	54.45
RUSSIA FEDERATION	511,739	695,073	35.83	516,846	638,895	23.61

TABEL 5. PERKEMBANGAN EKSPOR INDONESIA MENURUT KOMODITI DAN NEGARA TUJUAN

JENIS BARANG	BERAT BERSIH (KG)		PERUB	NILAI FOB (US \$)		PERUB
	JAN-SEP 2005	JAN-SEP 2006	%	JAN-SEP 2005	JAN-SEP 2006	%
(1)	(2)	(3)	(4)	(5)	(6)	(7)
SEMEN	3,050,954,533	5,015,601,568	64.39	83,353,320	149,184,762	78.98
JAPAN	143,483	16,499,409	11399.21	55,361	685,477	1138.19
KOREA, REPUBLIC OF	1,100,000	200,000	-81.82	113,630	21,168	-81.37
TAIWAN	14,805,413	16,857,717	13.86	1,013,798	1,224,421	20.78
CHINA	75	1,209	1512	51	599	1074.51
THAILAND	0	1,031	-	0	120	-
SINGAPORE	453,493,063	235,142,392	-48.15	10,332,723	6,977,806	-32.47
PHILIPPINES	0	857,700	-	0	91,278	-
MALAYSIA	122,088,016	506,823,032	315.13	2,899,380	14,240,991	391.17
MYANMAR (FORM. BURMA)	0	208,938	-	0	23,184	-
BRUNEI DARUSSALAM	0	84,411,425	-	0	1,829,625	-
VIET NAM	17,333,887	105,000	-99.39	619,478	8,682	-98.6
MALDIVES	0	20,865,977	-	0	801,449	-
INDIA	0	30,352,412	-	0	809,651	-
BANGLADESH	678,090,366	970,785,382	43.16	14,241,674	23,882,462	67.69
SRI LANKA	170,611,483	614,346,920	260.09	4,629,908	20,693,039	346.94
KUWAIT	0	99,089,845	-	0	3,541,396	-
YEMEN	15,721,813	52,380,311	233.17	475,428	1,833,311	285.61
UNITED ARAB EMIRATES	136,526,056	201,898,574	47.88	3,614,994	6,092,498	68.53
SUDAN	15,500,000	0	-100	468,720	0	-100
NAMIBIA	0	14,500,000	-	0	681,500	-
MADAGASCAR	15,925,569	91,828,976	476.61	955,506	3,173,601	232.14
MOZAMBIQUE	0	291,126,327	-	0	8,303,210	-
EQUATORIAL GUINEA	0	27,498,860	-	0	687,472	-
TOGO	0	123,913,988	-	0	3,644,310	-
GHANA	151,338,613	685,663,845	353.07	3,601,090	19,946,594	453.9
LIBERIA	0	28,000,000	-	0	793,800	-
GUINEA	0	50,000	-	0	2,600	-
NIGERIA	0	111,295,537	-	0	3,854,402	-
SIERRA LEONE	15,000,000	15,000,000	0	354,450	429,750	21.24
GABON	0	20,000,000	-	0	573,000	-
BENIN	30,000,000	162,714,160	442.38	708,900	4,730,814	567.35
SEYCHELLES	0	13,500,000	-	0	479,915	-
MAURITIUS	195,210,931	166,047,628	-14.94	5,778,435	5,881,912	1.79
AUSTRALIA	144,629,141	237,459,344	64.18	3,526,274	6,926,365	96.42
NEW ZEALAND	52,797,596	60,000	-99.89	2,158,513	5,073	-99.76
MICRONESIA, FEDERATED STATES	0	119	-	0	268	-
GUAM	1,000	0	-100	49	0	-100
VANUATU	0	2,000,000	-	0	77,000	-
AMERICAN SAMOA	8,370,000	7,100,000	-15.17	317,108	272,790	-13.98
COOK ISLANDS	69,821	2,804	-95.98	5,673	998	-82.41
FIJI	144	0	-100	16	0	-100
SAMOA	14,700,000	8,000,000	-45.58	548,341	307,840	-43.86
SOLOMON ISLANDS	0	260,000	-	0	9,988	-
TONGA	2,603,745	2,140,150	-17.8	97,933	82,534	-15.72
CHRISTMAS ISLANDS	2,505,000	4,258,500	70	90,651	184,200	103.2
EAST TIMOR	11,433,161	4,424,449	-61.3	763,600	186,923	-75.52
UNITED STATES	725,312,964	76,296,069	-89.48	23,952,692	2,787,065	-88.36
PANAMA	0	11,400,000	-	0	387,600	-
BRAZIL	0	27,300,000	-	0	709,800	-
BAHAMAS	2,900,000	0	-100	106,894	0	-100
FRENCH POLYNESIA	40,753,500	29,130,500	-28.52	1,629,889	1,151,701	-29.34
FRANCE	1,000,000	506	-99.95	53,000	702	-98.68
GERMANY, FED. REP. OF	0	2,532	-	0	53	-
BELGIUM	2	0	-100	2	0	-100
PORTUGAL	1,440,000	3,800,000	163.89	63,159	153,825	143.55
BULGARIA	9,549,691	0	-100	176,000	0	-100
-DARI ROTAN	8,954,607	7,137,696	-20.29	19,440,467	17,404,639	-10.47
JAPAN	594,571	485,428	-18.36	2,559,782	2,179,828	-14.84
HONG KONG	10,130	173	-98.29	20,684	1,781	-91.39
KOREA, REPUBLIC OF	631,797	621,632	-1.61	1,113,395	1,417,396	27.3
TAIWAN	89,403	40,872	-54.28	192,663	102,958	-46.56
CHINA	29,210	199	-99.32	50,232	213	-99.58
THAILAND	2,530	23,118	813.75	6,323	26,024	311.58
SINGAPORE	33,307	15,696	-52.87	56,356	22,846	-59.46
PHILIPPINES	273	0	-100	1,531	0	-100
MALAYSIA	13,847	35,210	154.28	25,813	72,148	179.5
CAMBODIA	0	32	-	0	1,278	-
BRUNEI DARUSSALAM	740	0	-100	1,051	0	-100
NEPAL	30	0	-100	26	0	-100
VIET NAM	0	4,217	-	0	10,402	-
MALDIVES	244	1,589	551.23	893	9,076	916.35

TABEL 5. PERKEMBANGAN EKSPOR INDONESIA MENURUT KOMODITI DAN NEGARA TUJUAN

JENIS BARANG	BERAT BERSIH (KG)		PERUB	NILAI FOB (US \$)		PERUB
	JAN-SEP 2005	JAN-SEP 2006	%	JAN-SEP 2005	JAN-SEP 2006	%
(1)	(2)	(3)	(4)	(5)	(6)	(7)
INDIA	3,633	2,818	-22.43	4,009	4,032	0.57
PAKISTAN	0	143	-	0	236	-
BANGLADESH	0	214	-	0	78	-
SRI LANKA	549	2,900	428.23	842	4,950	487.89
IRAN (ISLAMIC REPUBLIC OF)	1,173	0	-100	1,735	0	-100
SAUDI ARABIA	11,223	1,534	-86.33	19,030	2,144	-88.73
KUWAIT	7,381	257	-96.52	12,868	406	-96.84
JORDAN	1,414	0	-100	2,628	0	-100
LEBANON	6,363	3,990	-37.29	11,941	8,514	-28.7
YEMEN	2,101	0	-100	5,220	0	-100
OMAN	5,629	0	-100	29,021	0	-100
TURKEY	16,276	12,714	-21.88	40,021	43,616	8.98
UNITED ARAB EMIRATES	16,115	4,657	-71.1	48,775	37,410	-23.3
CYPRUS	757	0	-100	2,285	0	-100
EGYPT	2,902	14,399	396.18	6,847	13,946	103.68
MOROCCO	108	8	-92.59	204	11	-94.61
TUNISIA	0	58,817	-	0	103,409	-
ALGERIA	0	8	-	0	60	-
ETHIOPIA	114	0	-100	100	0	-100
MADAGASCAR	290	0	-100	864	0	-100
REUNION	514	1,339	160.51	570	1,576	176.49
MOZAMBIQUE	0	71	-	0	95	-
NIGERIA	1	0	-100	4	0	-100
COTE D'IVOIRE	1,503	0	-100	1,010	0	-100
SENEGAL	215	0	-100	601	0	-100
U.S. VIRGIN ISLANDS	0	9,225	-	0	11,863	-
SEYCHELLES	173	1,415	717.92	2,930	6,751	130.41
UGANDA	0	2	-	0	22	-
SOUTH AFRICA	8,323	6,544	-21.37	13,864	13,082	-5.64
MAURITIUS	370	8	-97.84	594	81	-86.36
AUSTRALIA	302,068	219,580	-27.31	511,689	397,933	-22.23
NEW ZEALAND	24,049	26,802	11.45	53,118	47,091	-11.35
GUAM	8	564	6950	83	1,320	1490.36
PALAU	0	13	-	0	1,800	-
NEW CALEDONIA	237	181	-23.63	424	159	-62.5
NORTHERN MARIANA ISLANDS	1	0	-100	37	0	-100
SAINT VINCENT AND THE GRENADI	0	714	-	0	300	-
VANUATU	1,000	1,275	27.5	675	399	-40.89
WALLIS AND FUTUNA ISLANDS	0	99	-	0	111	-
COOK ISLANDS	82	0	-100	127	0	-100
FIJI	30	11,312	37606.67	719	27,256	3690.82
SOLOMON ISLANDS	0	1,312	-	0	2,978	-
EAST TIMOR	26	0	-100	47	0	-100
UNITED STATES	995,964	1,562,515	56.88	3,183,728	4,500,629	41.36
CANADA	194,248	25,647	-86.8	321,575	63,907	-80.13
MEXICO	3,328	5,113	53.64	5,908	12,014	103.35
PANAMA	1	983	98200	3	2,775	92400
CUBA	95	0	-100	64	0	-100
CHILE	432	6,680	1446.3	1,264	18,399	1355.62
VENEZUELA	434	23	-94.7	379	32	-91.56
ARGENTINA	3,753	1,942	-48.25	6,355	2,178	-65.73
BRAZIL	3,844	12,198	217.33	8,101	23,524	190.38
COLOMBIA	1,500	978	-34.8	1,772	2,988	68.62
URUGUAY	630	0	-100	666	0	-100
PERU	0	4,004	-	0	2,339	-
TRINIDAD AND TOBAGO	0	2	-	0	69	-
BAHAMAS	1,968	508	-74.19	1,803	2,005	11.2
PUERTO RICO	2,379	181	-92.39	3,529	231	-93.45
BELIZE	0	1	-	0	28	-
DOMINICAN REPUBLIC	4,820	290	-93.98	12,176	221	-98.18
COSTA RICA	4,167	4,265	2.35	12,755	5,642	-55.77
BARBADOS	56	291	419.64	27	189	600
ANTIGUA AND BARBUDA	0	286	-	0	128	-
DOMINICA	110	0	-100	350	0	-100
FRENCH GUIANA	0	478	-	0	311	-
FRENCH POLYNESIA	3,392	10,118	198.29	5,536	19,775	257.21
MARTINIQUE	75	138	84	105	473	350.48
NETHERLANDS ANTILLES	136	1,592	1070.59	1,403	3,328	137.21
TURKS AND CAICOS ISLANDS	2,127	0	-100	13,430	0	-100
GUADELOUPE	451	1,073	137.92	676	1,728	155.62
UNITED KINGDOM	789,147	635,133	-19.52	1,750,252	1,375,463	-21.41
NETHERLANDS	863,823	935,934	8.35	1,708,173	1,904,406	11.49
FRANCE	562,812	121,186	-78.47	784,968	304,665	-61.19

TABEL 5. PERKEMBANGAN EKSPOR INDONESIA MENURUT KOMODITI DAN NEGARA TUJUAN

JENIS BARANG	BERAT BERSIH (KG)		PERUB	NILAI FOB (US \$)		PERUB
	JAN-SEP 2005	JAN-SEP 2006	%	JAN-SEP 2005	JAN-SEP 2006	%
(1)	(2)	(3)	(4)	(5)	(6)	(7)
GERMANY, FED. REP. OF	1,323,766	1,336,334	0.95	3,092,017	2,505,166	-18.98
AUSTRIA	171,351	11,450	-93.32	185,311	42,583	-77.02
BELGIUM	289,920	293,100	1.1	565,974	694,444	22.7
SWITZERLAND	205,356	4,301	-97.91	269,381	3,021	-98.88
LUXEMBOURG	8	0	-100	105	0	-100
MONACO	0	2	-	0	44	-
DENMARK	52,346	49,072	-6.25	80,050	98,237	22.72
NORWAY	3,001	43	-98.57	3,779	80	-97.88
SWEDEN	312,294	212,362	-32	681,873	548,785	-19.52
FINLAND	67,261	33,359	-50.4	205,027	138,475	-32.46
IRELAND	13,406	0	-100	50,445	0	-100
ITALY	381,472	84,514	-77.85	478,508	183,361	-61.68
SPAIN	359,441	37,150	-89.66	592,688	113,660	-80.82
PORTUGAL	48,493	4,644	-90.42	64,630	22,721	-64.84
ICELAND	4,436	0	-100	10,816	0	-100
GREECE	65,750	40,254	-38.78	146,794	58,254	-60.32
HUNGARY	2,592	1,088	-58.02	4,993	2,917	-41.58
POLAND	11,855	17,154	44.7	20,294	35,201	73.46
ROMANIA	1,663	196	-88.21	1,380	400	-71.01
BULGARIA	0	2,042	-	0	4,032	-
YUGOSLAVIA	2,589	4,560	76.13	3,116	9,127	192.91
AZERBAIJAN	230	0	-100	440	0	-100
KAZAKHSTAN	671	908	35.32	1,863	2,432	30.54
UKRAINE	0	1,391	-	0	3,765	-
LITHUANIA	118	0	-100	321	0	-100
LATVIA	0	122	-	0	564	-
CROATIA	935	1,689	80.64	2,009	5,454	171.48
MALTA	225	0	-100	809	0	-100
SLOVAKIA	0	28	-	0	172	-
SLOVENIA	4,304	2,209	-48.68	6,489	3,736	-42.43
CZECH REPUBLIC	241	314	30.29	968	1,039	7.33
RUSSIA FEDERATION	370,481	56,770	-84.68	343,758	103,943	-69.76
-DARI BAHAN LAINNYA	11,992,384	17,021,441	41.94	28,220,297	37,488,483	32.84
JAPAN	1,940,591	1,455,977	-24.97	7,102,790	5,411,081	-23.82
HONG KONG	17,909	14,949	-16.53	56,045	46,463	-17.1
KOREA, DEMOCRATIC PEOPLE'S RI	0	1,489	-	0	6,372	-
KOREA, REPUBLIC OF	246,377	331,838	34.69	517,267	786,827	52.11
TAIWAN	1,369,328	1,189,842	-13.11	460,521	349,209	-24.17
CHINA	227,314	3,018,188	1227.76	115,680	733,248	533.86
MONGOLIA	2	0	-100	7	0	-100
PAPUA NEW GUINEA	3,840	259	-93.26	4,001	626	-84.35
THAILAND	9,885	61,764	524.83	39,614	94,516	138.59
SINGAPORE	196,289	53,088	-72.95	200,195	86,083	-57
PHILIPPINES	3,311	1,299	-60.77	3,890	1,072	-72.44
MALAYSIA	148,699	324,349	118.12	180,444	519,941	188.15
BRUNEI DARUSSALAM	3,299	152	-95.39	3,746	1,189	-68.26
VIET NAM	299	150	-49.83	1,462	440	-69.9
MALDIVES	12,660	36,726	190.09	96,534	154,102	59.63
INDIA	28,311	9,055	-68.02	165,189	14,767	-91.06
PAKISTAN	1,202	1,559	29.7	1,340	2,638	96.87
BANGLADESH	0	1,845	-	0	8,703	-
SRI LANKA	2,916	19,004	551.71	1,248	39,068	3030.45
IRAN (ISLAMIC REPUBLIC OF)	10,490	16,961	61.69	10,868	10,206	-6.09
SAUDI ARABIA	18,316	93,679	411.46	25,554	127,791	400.08
KUWAIT	1,805	1,154	-36.07	3,284	1,383	-57.89
JORDAN	382	11,175	2825.39	611	13,433	2098.53
LEBANON	10,328	25,323	145.19	3,641	12,116	232.77
YEMEN	0	122	-	0	184	-
OMAN	165	661	300.61	723	1,141	57.81
TURKEY	34,780	139,452	300.95	97,917	309,486	216.07
UNITED ARAB EMIRATES	12,966	23,575	81.82	42,216	108,335	156.62
QATAR	0	3,000	-	0	623	-
BAHRAIN	30,410	90,000	195.96	6,376	5,965	-6.45
CYPRUS	10,778	10,754	-0.22	29,602	20,754	-29.89
EGYPT	1,722	12,785	642.45	2,644	10,137	283.4
MOROCCO	237	11,904	4922.78	1,033	12,230	1083.93
TUNISIA	15,653	14,043	-10.29	22,795	37,654	65.19
ALGERIA	129	89	-31.01	350	600	71.43
ERITREA	0	1	-	0	105	-
NAMIBIA	551	288	-47.73	904	809	-10.51
ETHIOPIA	0	16,249	-	0	11,798	-
TANZANIA, UNITED REPUBLIC OF	0	186	-	0	713	-

TABEL 5. PERKEMBANGAN EKSPOR INDONESIA MENURUT KOMODITI DAN NEGARA TUJUAN

JENIS BARANG	BERAT BERSIH (KG)		PERUB	NILAI FOB (US \$)		PERUB
	JAN-SEP 2005	JAN-SEP 2006	%	JAN-SEP 2005	JAN-SEP 2006	%
	(1)	(2)	(3)	(4)	(5)	(6)
MADAGASCAR	2,212	1,853	-16.23	4,718	3,359	-28.8
KENYA	1,219	1,130	-7.3	1,697	1,323	-22.04
REUNION	39,567	70,452	78.06	70,553	84,951	20.41
MOZAMBIQUE	9,035	0	-100	7,342	0	-100
BOTSWANA	560	142	-74.64	584	267	-54.28
GHANA	0	3	-	0	7	-
CONGO	0	1	-	0	52	-
NIGERIA	202	0	-100	756	0	-100
GABON	756	199	-73.68	3,396	758	-77.68
COTE D'IVOIRE	5,224	40,885	682.64	4,561	26,622	483.69
SENEGAL	0	814	-	0	1,967	-
U.S. VIRGIN ISLANDS	1,617	83	-94.87	1,755	287	-83.65
SEYCHELLES	6,963	83,503	1099.24	13,982	63,501	354.16
UGANDA	240	1	-99.58	300	16	-94.67
SOUTH AFRICA	104,258	119,787	14.89	165,200	219,805	33.05
MAURITIUS	17,394	17,940	3.14	106,058	53,146	-49.89
VIRGIN ISLANDS (BRITISH)	1,362	8	-99.41	3,641	38	-98.96
AUSTRALIA	750,611	933,108	24.31	945,069	846,274	-10.45
NEW ZEALAND	86,391	85,399	-1.15	201,342	227,037	12.76
MICRONESIA, FEDERATED STATES	1,058	135	-87.24	547	306	-44.06
GUAM	4,223	6,809	61.24	10,241	23,478	129.25
PALAU	2,931	270	-90.79	4,892	327	-93.32
NEW CALEDONIA	44,711	34,788	-22.19	74,828	65,318	-12.71
NORTHERN MARIANA ISLANDS	2,746	2,424	-11.73	5,756	5,062	-12.06
SAINT VINCENT AND THE GRENADI	5,584	3,669	-34.29	5,622	2,112	-62.43
VANUATU	2,466	3,644	47.77	2,921	3,744	28.18
WALLIS AND FUTUNA ISLANDS	155	985	535.48	225	1,253	456.89
AMERICAN SAMOA	841	0	-100	870	0	-100
COOK ISLANDS	14,334	29,695	107.16	4,965	15,210	206.34
FIJI	16,141	38,236	136.89	66,748	72,439	8.53
MARSHALL ISLANDS	0	16	-	0	41	-
SAMOA	133	0	-100	64	0	-100
TONGA	2,355	1,036	-56.01	1,835	2,573	40.22
UNITED STATES MINOR OUTLYING	1	0	-100	1	0	-100
EAST TIMOR	163	340	108.59	438	207	-52.74
UNITED STATES	2,412,721	3,786,749	56.95	7,869,968	15,393,939	95.6
CANADA	175,495	244,772	39.48	500,130	778,506	55.66
MEXICO	50,534	28,721	-43.16	135,293	96,726	-28.51
GUATEMALA	428	0	-100	554	0	-100
HONDURAS	98	0	-100	150	0	-100
NICARAGUA	0	401	-	0	174	-
PANAMA	10,075	2,400	-76.18	26,329	5,846	-77.8
CUBA	312	0	-100	210	0	-100
SURINAME	0	641	-	0	2,957	-
CHILE	12,871	13,842	7.54	37,863	53,860	42.25
VENEZUELA	24,839	6,814	-72.57	35,873	9,251	-74.21
ARGENTINA	28,922	59,011	104.03	42,524	132,546	211.7
BRAZIL	68,039	54,074	-20.52	104,706	314,936	200.78
COLOMBIA	7,768	28,480	266.63	10,530	40,590	285.47
BOLIVIA	0	17	-	0	23	-
URUGUAY	813	6,008	638.99	2,135	7,181	236.35
PERU	874	894	2.29	1,119	3,730	233.33
GUYANA	9,225	0	-100	29,273	0	-100
TRINIDAD AND TOBAGO	7	0	-100	10	0	-100
BAHAMAS	8,565	11,354	32.56	23,714	35,148	48.22
JAMAICA	11,874	7,017	-40.9	48,540	14,021	-71.11
PUERTO RICO	4,424	3,928	-11.21	14,752	9,394	-36.32
BELIZE	0	6,709	-	0	4,541	-
DOMINICAN REPUBLIC	38,631	39,056	1.1	47,070	105,034	123.14
EL SALVADOR	447	44	-90.16	382	103	-73.04
COSTA RICA	22,949	21,684	-5.51	43,290	33,082	-23.58
HAITI	97	1,048	980.41	118	711	502.54
BARBADOS	590	1,959	232.03	587	3,705	531.18
ANTIGUA AND BARBUDA	2,270	5,439	139.6	2,477	4,638	87.24
ANGUILLA	34	0	-100	37	0	-100
BERMUDA	86	116	34.88	483	813	68.32
CAYMAN ISLANDS	0	66	-	0	1,105	-
DOMINICA	696	20	-97.13	486	51	-89.51
FRENCH GUIANA	1,352	5,035	272.41	1,792	8,726	386.94
FRENCH POLYNESIA	28,086	103,789	269.54	57,604	154,501	168.21
GRENADA	270	0	-100	1,058	0	-100
MARTINIQUE	7,950	10,704	34.64	14,387	27,871	93.72
NETHERLANDS ANTILLES	9,174	6,983	-23.88	29,547	21,492	-27.26

TABEL 5. PERKEMBANGAN EKSPOR INDONESIA MENURUT KOMODITI DAN NEGARA TUJUAN

JENIS BARANG	BERAT BERSIH (KG)		PERUB	NILAI FOB (US \$)		PERUB
	JAN-SEP 2005	JAN-SEP 2006	%	JAN-SEP 2005	JAN-SEP 2006	%
(1)	(2)	(3)	(4)	(5)	(6)	(7)
SAINT LUCIA	0	2,233	-	0	1,739	-
TURKS AND CAICOS ISLANDS	201	3,029	1406.97	226	5,376	2278.76
GUADELOUPE	8,241	16,086	95.19	22,971	43,885	91.05
SAINT KITTS AND NEVIS	121	1,097	806.61	386	1,830	374.09
UNITED KINGDOM	441,323	503,614	14.11	1,468,996	1,858,012	26.48
NETHERLANDS	370,671	628,801	69.64	753,606	905,028	20.09
FRANCE	535,274	528,880	-1.19	1,187,085	1,311,109	10.45
GERMANY, FED. REP. OF	563,941	343,584	-39.07	917,728	773,125	-15.76
AUSTRIA	27,628	12,822	-53.59	71,035	43,734	-38.43
BELGIUM	119,423	179,183	50.04	263,135	386,140	46.75
SWITZERLAND	30,378	23,281	-23.36	131,510	71,592	-45.56
LUXEMBOURG	0	1	-	0	5	-
MONACO	3	47	1466.67	4	817	20325
DENMARK	29,402	56,259	91.34	112,971	140,083	24
NORWAY	3,434	3,479	1.31	12,724	7,638	-39.97
SWEDEN	32,847	21,785	-33.68	75,020	77,408	3.18
FINLAND	21,889	44,670	104.08	53,184	90,115	69.44
IRELAND	15,747	51,313	225.86	61,035	94,926	55.53
ITALY	553,993	720,873	30.12	1,097,636	1,489,490	35.7
SPAIN	477,884	504,368	5.54	1,252,685	1,405,698	12.21
PORTUGAL	28,576	26,549	-7.09	78,922	105,126	33.2
ICELAND	0	3,558	-	0	1,199	-
GREECE	101,803	113,633	11.62	246,765	212,440	-13.91
HUNGARY	33,872	31,453	-7.14	52,380	33,899	-35.28
POLAND	50,128	62,970	25.62	71,612	110,758	54.66
ROMANIA	2,079	678	-67.39	2,366	274	-88.42
BULGARIA	6,583	16,255	146.92	16,887	26,367	56.14
YUGOSLAVIA	12,922	8,556	-33.79	17,232	18,589	7.87
ALBANIA	0	3,932	-	0	2,048	-
UKRAINE	13,752	30,809	124.03	101,847	45,762	-55.07
UZBEKISTAN	1	0	-100	3	0	-100
LITHUANIA	420	242	-42.38	2,339	393	-83.2
LATVIA	0	52	-	0	116	-
ESTONIA	468	54	-88.46	855	64	-92.51
GEORGIA	0	24	-	0	119	-
CROATIA	24,253	31,905	31.55	48,000	45,294	-5.64
MALTA	6,676	18,247	173.32	18,009	73,680	309.13
SLOVAKIA	3,252	1,043	-67.93	3,354	1,253	-62.64
SLOVENIA	8,265	12,034	45.6	7,330	19,135	161.05
CZECH REPUBLIC	16,198	43,299	167.31	13,934	32,352	132.18
RUSSIA FEDERATION	23,823	42,679	79.15	64,136	123,376	92.37
-DARI ROTAN	93,464,825	90,560,275	-3.11	263,271,482	248,642,830	-5.56
JAPAN	12,062,604	9,320,068	-22.74	30,924,691	26,368,971	-14.73
HONG KONG	1,246,045	96,825	-92.23	992,586	165,284	-83.35
KOREA, REPUBLIC OF	1,202,995	1,026,569	-14.67	1,620,200	1,484,564	-8.37
TAIWAN	1,236,294	798,500	-35.41	1,639,135	1,333,297	-18.66
CHINA	473,735	510,473	7.75	1,629,708	569,617	-65.05
MONGOLIA	1,800	0	-100	6,180	0	-100
MACAU	10,000	0	-100	35,882	0	-100
PAPUA NEW GUINEA	6,851	67	-99.02	14,516	192	-98.68
THAILAND	63,299	188,165	197.26	319,061	833,450	161.22
SINGAPORE	459,447	767,104	66.96	2,412,414	3,206,014	32.9
PHILIPPINES	38,153	29,206	-23.45	87,363	79,127	-9.43
MALAYSIA	1,642,022	1,713,666	4.36	3,113,788	4,892,451	57.12
MYANMAR (FORM. BURMA)	140	10,282	7244.29	140	35,248	25077.14
BRUNEI DARUSSALAM	5,550	21,210	282.16	2,565	29,039	1032.12
NEPAL	160	0	-100	138	0	-100
VIET NAM	887	49,867	5521.98	5,741	338,792	5801.27
MALDIVES	19,627	116,260	492.35	30,451	366,255	1102.77
INDIA	160,749	161,827	0.67	322,203	458,100	42.18
PAKISTAN	9,309	14,616	57.01	8,163	28,039	243.49
BANGLADESH	0	275	-	0	100	-
SRI LANKA	25,186	7,600	-69.82	64,383	16,456	-74.44
IRAN (ISLAMIC REPUBLIC OF)	30,461	143,176	370.03	161,288	443,426	174.93
SAUDI ARABIA	307,850	215,617	-29.96	861,442	411,130	-52.27
KUWAIT	360,131	320,905	-10.89	838,394	355,871	-57.55
JORDAN	40,105	67,211	67.59	108,968	97,133	-10.86
LEBANON	176,833	232,894	31.7	438,680	736,630	67.92
YEMEN	10,686	6,329	-40.77	30,446	13,392	-56.01
OMAN	67,208	61,784	-8.07	121,473	177,620	46.22
TURKEY	662,730	789,080	19.07	2,099,558	2,286,148	8.89
UNITED ARAB EMIRATES	658,700	398,350	-39.52	1,502,791	818,476	-45.54

TABEL 5. PERKEMBANGAN EKSPOR INDONESIA MENURUT KOMODITI DAN NEGARA TUJUAN

JENIS BARANG	BERAT BERSIH (KG)		PERUB	NILAI FOB (US \$)		PERUB
	JAN-SEP 2005	JAN-SEP 2006	%	JAN-SEP 2005	JAN-SEP 2006	%
	(1)	(2)	(3)	(4)	(5)	(6)
QATAR	31,199	59,998	92.31	127,336	105,136	-17.43
BAHRAIN	65,529	39,146	-40.26	158,999	42,022	-73.57
CYPRUS	182,629	309,946	69.71	641,965	1,134,871	76.78
EGYPT	344,309	290,159	-15.73	759,561	600,870	-20.89
LIBYAN ARAB JAMAHIRIYA	0	10,000	-	0	27,687	-
MOROCCO	62,273	136,934	119.89	144,829	309,487	113.69
TUNISIA	16,248	45,947	182.79	41,121	157,273	282.46
ALGERIA	8,195	9,368	14.31	24,699	28,972	17.3
SUDAN	131,898	43,649	-66.91	142,936	49,175	-65.6
NAMIBIA	9,817	9,631	-1.89	32,088	30,357	-5.39
ETHIOPIA	0	323	-	0	521	-
TANZANIA, UNITED REPUBLIC OF	26,405	29,900	13.24	34,534	24,371	-29.43
MADAGASCAR	7,549	2,535	-66.42	16,296	2,200	-86.5
KENYA	19,824	37,561	89.47	16,540	50,510	205.38
REUNION	209,449	183,556	-12.36	414,477	371,509	-10.37
MOZAMBIQUE	6,102	36,482	497.87	5,906	59,565	908.55
BOTSWANA	172	0	-100	180	0	-100
EQUATORIAL GUINEA	593	2,124	258.18	465	1,665	258.06
GHANA	26,712	28	-99.9	23,606	143	-99.39
CONGO	19,219	23,376	21.63	16,650	19,668	18.13
CAMEROON	87	4,422	4982.76	473	10,265	2070.19
NIGERIA	7,990	0	-100	10,116	0	-100
GABON	71	28,965	40695.77	65	61,315	94230.77
COTE D'IVOIRE	10,220	9,849	-3.63	13,014	8,338	-35.93
SENEGAL	23,026	4,898	-78.73	24,452	4,042	-83.47
SEYCHELLES	11,140	21,330	91.47	37,253	50,186	34.72
UGANDA	0	1,777	-	0	8,765	-
NIGER	3,116	0	-100	12,439	0	-100
DJIBOUTI	8,217	4,963	-39.6	12,556	7,644	-39.12
SOUTH AFRICA	1,077,556	1,349,514	25.24	2,872,040	2,803,108	-2.4
MAURITIUS	27,289	21,363	-21.72	57,570	30,678	-46.71
VIRGIN ISLANDS (BRITISH)	11,491	0	-100	17,444	0	-100
AUSTRALIA	2,984,507	2,566,848	-13.99	8,742,894	5,368,132	-38.6
NEW ZEALAND	184,540	164,742	-10.73	669,948	467,419	-30.23
GUAM	246	15,802	6323.58	967	79,512	8122.54
NEW CALEDONIA	41,003	109,307	166.58	78,407	182,519	132.78
NORTHERN MARIANA ISLANDS	8,637	13,771	59.44	73,966	25,439	-65.61
SAINT VINCENT AND THE GRENADI	594	6,448	985.52	600	4,728	688
VANUATU	5,083	32,731	543.93	13,664	35,568	160.3
WALLIS AND FUTUNA ISLANDS	0	5,364	-	0	4,942	-
BRITISH INDIAN OCEAN TERRITOR'	0	6,384	-	0	13,102	-
COOK ISLANDS	6,277	725	-88.45	10,061	2,832	-71.85
FIJI	56,925	67,094	17.86	189,364	205,788	8.67
SAMOA	12,297	1,232	-89.98	65,679	2,860	-95.65
SOLOMON ISLANDS	2,624	0	-100	5,956	0	-100
EAST TIMOR	4,349	6,055	39.23	3,682	8,123	120.61
UNITED STATES	13,271,024	12,179,564	-8.22	39,759,235	39,871,248	0.28
CANADA	906,240	742,742	-18.04	2,477,450	2,554,302	3.1
MEXICO	600,035	737,687	22.94	1,237,380	1,687,480	36.38
GUATEMALA	11,221	11,340	1.06	41,294	45,727	10.74
HONDURAS	0	6,294	-	0	29,650	-
NICARAGUA	2,281	9,654	323.24	8,964	26,062	190.74
PANAMA	115,076	123,889	7.66	329,535	227,558	-30.95
CUBA	11,828	17,014	43.85	18,560	28,000	50.86
SURINAME	77,818	19,015	-75.56	87,857	30,986	-64.73
CHILE	97,732	120,964	23.77	299,146	358,532	19.85
VENEZUELA	23,911	48,373	102.3	58,581	137,452	134.64
ARGENTINA	77,558	111,603	43.9	185,189	262,186	41.58
BRAZIL	108,167	193,105	78.52	220,889	575,447	160.51
COLOMBIA	24,100	41,221	71.04	29,747	126,405	324.93
BOLIVIA	0	4,368	-	0	19,012	-
URUGUAY	13,591	3,722	-72.61	26,735	21,729	-18.72
PARAGUAY	4,084	3,495	-14.42	5,627	5,910	5.03
ECUADOR	20,261	23,078	13.9	81,440	75,854	-6.86
PERU	44,145	56,115	27.12	128,103	166,334	29.84
GUYANA	5,203	4,155	-20.14	9,504	10,508	10.56
TRINIDAD AND TOBAGO	27,808	11,753	-57.74	61,355	32,138	-47.62
BAHAMAS	14,149	17,372	22.78	25,363	30,318	19.54
JAMAICA	3,140	39,266	1150.51	3,140	97,168	2994.52
PUERTO RICO	236,754	107,025	-54.79	562,850	241,377	-57.12
BELIZE	0	13,078	-	0	41,500	-
DOMINICAN REPUBLIC	182,286	200,128	9.79	495,195	650,725	31.41
EL SALVADOR	6,225	14,519	133.24	22,465	38,474	71.26

TABEL 5. PERKEMBANGAN EKSPOR INDONESIA MENURUT KOMODITI DAN NEGARA TUJUAN

JENIS BARANG	BERAT BERSIH (KG)		PERUB	NILAI FOB (US \$)		PERUB
	JAN-SEP 2005	JAN-SEP 2006	%	JAN-SEP 2005	JAN-SEP 2006	%
(1)	(2)	(3)	(4)	(5)	(6)	(7)
COSTA RICA	56,806	74,594	31.31	114,653	129,300	12.78
HAITI	2,635	0	-100	9,974	0	-100
BARBADOS	19,651	50,952	159.28	26,088	91,432	250.48
ARUBA	11,497	28,191	145.2	17,403	36,826	111.61
BERMUDA	1,382	0	-100	7,605	0	-100
DOMINICA	74,619	10,372	-86.1	190,621	20,417	-89.29
FRENCH GUIANA	28,475	54,886	92.75	80,133	135,028	68.5
FRENCH POLYNESIA	170,912	86,559	-49.35	127,862	141,336	10.54
GRENADA	7,202	6,574	-8.72	21,685	19,852	-8.45
MARTINIQUE	117,684	136,299	15.82	297,628	299,783	0.72
NETHERLANDS ANTILLES	56,003	92,651	65.44	152,330	176,579	15.92
NORFOLK ISLANDS	3,840	0	-100	6,930	0	-100
SAINT LUCIA	7,128	4,449	-37.58	16,519	10,882	-34.12
TURKS AND CAICOS ISLANDS	1,717	0	-100	7,251	0	-100
GUADELOUPE	292,944	263,128	-10.18	547,021	558,611	2.12
UNITED KINGDOM	6,840,327	6,191,692	-9.48	26,576,345	20,732,592	-21.99
NETHERLANDS	5,842,228	5,580,461	-4.48	17,044,309	16,263,386	-4.58
FRANCE	3,086,190	3,892,979	26.14	9,129,661	8,855,595	-3
GERMANY, FED. REP. OF	12,126,361	11,350,478	-6.4	34,723,375	30,750,582	-11.44
AUSTRIA	360,405	379,615	5.33	1,621,235	786,328	-51.5
BELGIUM	3,250,261	3,858,354	18.71	10,433,461	12,202,709	16.96
SWITZERLAND	152,421	330,471	116.81	781,638	612,214	-21.68
DENMARK	1,011,933	730,334	-27.83	2,883,678	2,234,773	-22.5
NORWAY	367,087	296,804	-19.15	948,147	803,555	-15.25
SWEDEN	764,808	767,596	0.36	3,062,156	2,294,253	-25.08
FINLAND	1,058,495	763,412	-27.88	4,015,419	1,779,075	-55.69
IRELAND	425,662	207,539	-51.24	748,667	497,043	-33.61
ITALY	5,619,297	6,193,070	10.21	14,028,651	14,443,152	2.95
SPAIN	4,055,368	5,171,848	27.53	10,361,628	12,834,650	23.87
PORTUGAL	351,677	495,644	40.94	1,108,114	1,033,156	-6.76
ICELAND	18,383	9,629	-47.62	20,204	21,199	4.92
GREECE	1,959,476	2,060,891	5.18	5,351,180	4,925,231	-7.96
CZECHOSLOVAKIA	43,640	0	-100	38,500	0	-100
HUNGARY	264,282	264,842	0.21	627,217	709,917	13.19
POLAND	684,435	926,390	35.35	2,103,510	2,481,931	17.99
ROMANIA	218,086	288,077	32.09	498,480	698,737	40.17
BULGARIA	180,534	75,514	-58.17	220,087	185,152	-15.87
YUGOSLAVIA	51,249	43,392	-15.33	83,509	62,613	-25.02
ARMENIA	4,450	3,600	-19.1	13,884	12,849	-7.45
AZERBAIJAN	0	3,300	-	0	10,876	-
BELARUS	7,547	12,260	62.45	24,195	28,125	16.24
KAZAKHSTAN	17,921	44,099	146.07	46,829	113,291	141.92
KYRGYZSTAN	0	3,879	-	0	2,946	-
MOLDOVA, REPUBLIC OF	0	4,139	-	0	7,396	-
UKRAINE	96,542	247,815	156.69	303,179	707,190	133.26
LITHUANIA	3,300	23,175	602.27	6,462	75,085	1061.95
LATVIA	47,046	78,765	67.42	120,191	238,194	98.18
ESTONIA	29,476	64,715	119.55	86,573	137,621	58.97
GEORGIA	3,164	3,896	23.14	5,800	12,986	123.9
CROATIA	241,231	144,446	-40.12	414,925	313,139	-24.53
BOSNIA AND HERZEGOVINA	0	9,590	-	0	21,954	-
MALTA	16,221	7,362	-54.61	41,968	21,543	-48.67
SLOVAKIA	87,878	66,321	-24.53	672,674	343,493	-48.94
SLOVENIA	176,681	259,372	46.8	403,123	530,024	31.48
CZECH REPUBLIC	202,759	334,869	65.16	398,226	678,401	70.36
REP. OF MACEDONIA	0	1,476	-	0	6,653	-
RUSSIA FEDERATION	425,908	916,797	115.26	1,617,829	3,214,964	98.72
-DARI BAHAN LAINNYA	559,289,154	550,429,896	-1.58	1,131,893,872	1,106,699,970	-2.23
JAPAN	62,386,596	65,611,914	5.17	104,887,877	110,216,631	5.08
HONG KONG	1,729,642	1,252,385	-27.59	2,732,492	1,675,312	-38.69
KOREA, DEMOCRATIC PEOPLE'S RI	0	19,435	-	0	23,722	-
KOREA, REPUBLIC OF	9,534,409	10,385,720	8.93	14,086,314	17,877,678	26.92
TAIWAN	6,494,785	6,066,821	-6.59	9,014,535	10,254,087	13.75
CHINA	5,775,306	9,853,957	70.62	5,326,532	6,406,545	20.28
MONGOLIA	1,683	0	-100	8,166	0	-100
MACAU	5,912	104	-98.24	13,528	510	-96.23
PAPUA NEW GUINEA	2,141	24,554	1046.85	2,161	43,197	1898.94
THAILAND	767,856	754,449	-1.75	1,310,047	1,104,231	-15.71
SINGAPORE	8,270,100	10,634,597	28.59	12,987,452	12,817,192	-1.31
PHILIPPINES	1,953,153	1,641,908	-15.94	1,163,826	931,147	-19.99
MALAYSIA	13,966,316	16,327,268	16.9	15,289,064	17,240,079	12.76
MYANMAR (FORM. BURMA)	24,384	8,628	-64.62	31,865	9,920	-68.87

TABEL 5. PERKEMBANGAN EKSPOR INDONESIA MENURUT KOMODITI DAN NEGARA TUJUAN

JENIS BARANG	BERAT BERSIH (KG)		PERUB	NILAI FOB (US \$)		PERUB
	JAN-SEP 2005	JAN-SEP 2006	%	JAN-SEP 2005	JAN-SEP 2006	%
(1)	(2)	(3)	(4)	(5)	(6)	(7)
CAMBODIA	32,288	6,506	-79.85	10,006	4,365	-56.38
BRUNEI DARUSSALAM	305,689	166,389	-45.57	338,079	160,214	-52.61
NEPAL	7,219	0	-100	7,951	0	-100
VIET NAM	211,967	679,061	220.36	630,589	764,872	21.29
MALDIVES	1,145,419	1,671,835	45.96	2,057,578	2,686,089	30.55
INDIA	1,369,268	1,930,234	40.97	1,734,312	2,030,967	17.11
PAKISTAN	83,660	76,862	-8.13	68,012	88,190	29.67
BANGLADESH	145,534	99,569	-31.58	131,514	76,084	-42.15
SRI LANKA	697,921	555,760	-20.37	1,109,834	778,287	-29.87
AFGHANISTAN	359,227	520,966	45.02	299,492	369,511	23.38
IRAQ	0	171,862	-	0	127,093	-
IRAN (ISLAMIC REPUBLIC OF)	737,954	406,743	-44.88	830,295	563,892	-32.09
SAUDI ARABIA	3,310,004	2,684,248	-18.9	2,843,246	2,309,157	-18.78
KUWAIT	4,138,749	2,452,497	-40.74	3,487,252	2,385,140	-31.6
JORDAN	711,102	590,174	-17.01	653,307	726,948	11.27
LEBANON	669,183	564,903	-15.58	794,313	798,504	0.53
YEMEN	291,812	438,944	50.42	296,010	446,560	50.86
OMAN	747,874	729,674	-2.43	665,984	530,699	-20.31
SYRIA ARAB REPUBLIC	219	3,011	1274.89	1,234	10,495	750.49
TURKEY	2,197,727	2,288,413	4.13	5,229,787	5,329,006	1.9
UNITED ARAB EMIRATES	23,464,417	23,139,432	-1.39	20,318,442	17,209,770	-15.3
QATAR	279,278	248,762	-10.93	566,029	740,503	30.82
BAHRAIN	491,653	671,050	36.49	519,226	890,852	71.57
CYPRUS	471,184	572,138	21.43	1,052,544	1,233,099	17.15
EGYPT	602,865	741,053	22.92	703,323	816,084	16.03
LIBYAN ARAB JAMAHIRIYA	486,843	650,942	33.71	526,930	692,536	31.43
MOROCCO	2,339,108	1,178,157	-49.63	1,663,267	1,023,234	-38.48
TUNISIA	127,107	52,804	-58.46	164,755	249,787	51.61
ALGERIA	210,070	307,903	46.57	188,480	251,760	33.57
SUDAN	1,770,546	1,777,192	0.38	1,483,065	1,401,775	-5.48
ERITREA	18,541	0	-100	16,436	0	-100
NAMIBIA	26,374	49,943	89.36	39,500	60,710	53.7
ETHIOPIA	37,584	67,842	80.51	32,169	73,716	129.15
TANZANIA, UNITED REPUBLIC OF	377,090	624,642	65.65	365,192	623,481	70.73
MADAGASCAR	39,371	43,145	9.59	49,958	49,467	-0.98
KENYA	482,966	433,184	-10.31	547,560	281,499	-48.59
REUNION	1,350,887	1,637,482	21.22	2,112,971	2,603,768	23.23
MOZAMBIQUE	26,139	30,553	16.89	51,689	68,639	32.79
BOTSWANA	52,794	48,108	-8.88	44,055	53,224	20.81
EQUATORIAL GUINEA	17,575	12,611	-28.24	12,795	13,055	2.03
TOGO	6,580	18,962	188.18	7,470	21,320	185.41
GHANA	114,521	43,073	-62.39	120,906	49,741	-58.86
GUINEA	6,870	3,985	-41.99	8,659	26,190	202.46
ANGOLA	105,093	205,291	95.34	66,631	148,701	123.17
CONGO	63,031	75,251	19.39	73,170	96,081	31.31
CAMEROON	46,163	89,836	94.61	38,802	95,044	144.95
NIGERIA	331,881	165,941	-50	172,994	189,582	9.59
SIERRA LEONE	0	18,214	-	0	18,676	-
GABON	30,758	90,606	194.58	52,710	116,334	120.71
COTE D'IVOIRE	42,336	26,184	-38.15	25,762	26,588	3.21
SENEGAL	69,139	2,594	-96.25	93,965	5,456	-94.19
MAURITANIA	7,828	21,758	177.95	11,771	34,749	195.21
MALI	0	45,244	-	0	13,228	-
BENIN	183,326	266,134	45.17	216,817	337,893	55.84
U.S. VIRGIN ISLANDS	65,597	92,464	40.96	133,099	310,057	132.95
SEYCHELLES	190,099	137,210	-27.82	398,110	290,394	-27.06
UGANDA	85,422	73,820	-13.58	69,910	67,441	-3.53
CENTRAL AFRICAN REPUBLIC	4,999	0	-100	2,225	0	-100
NIGER	0	11,587	-	0	16,786	-
DJIBOUTI	247,750	543,229	119.26	122,629	368,479	200.48
SAO TOME AND PRINCIPE	0	6,635	-	0	11,497	-
SOUTH AFRICA	4,029,766	4,240,735	5.24	5,536,963	6,201,970	12.01
ZAMBIA	0	245,313	-	0	157,117	-
MAURITIUS	441,992	368,967	-16.52	554,881	479,233	-13.63
RWANDA	159,071	148,776	-6.47	146,252	153,493	4.95
VIRGIN ISLANDS (BRITISH)	71,251	19,794	-72.22	133,230	39,081	-70.67
AUSTRALIA	23,197,185	24,003,753	3.48	37,111,958	37,729,015	1.66
NEW ZEALAND	2,653,631	2,426,937	-8.54	4,578,163	4,068,759	-11.13
MICRONESIA, FEDERATED STATES	31,187	2,199	-92.95	46,878	4,950	-89.44
GUAM	134,235	141,610	5.49	254,576	355,607	39.69
PALAU	38,085	821	-97.84	103,301	917	-99.11
NEW CALEDONIA	692,339	719,827	3.97	994,999	1,270,979	27.74
NORTHERN MARIANA ISLANDS	63,173	5,226	-91.73	141,737	4,617	-96.74

TABEL 5. PERKEMBANGAN EKSPOR INDONESIA MENURUT KOMODITI DAN NEGARA TUJUAN

JENIS BARANG	BERAT BERSIH (KG)		PERUB	NILAI FOB (US \$)		PERUB
	JAN-SEP 2005	JAN-SEP 2006	%	JAN-SEP 2005	JAN-SEP 2006	%
	(1)	(2)	(3)	(4)	(5)	(6)
SAINT VINCENT AND THE GRENADI	60,072	22,594	-62.39	74,144	40,892	-44.85
VANUATU	11,384	46,374	307.36	10,896	39,947	266.62
WALLIS AND FUTUNA ISLANDS	3,022	14,628	384.05	4,362	15,080	245.71
AMERICAN SAMOA	429,967	5,530	-98.71	1,558,556	4,960	-99.68
COOK ISLANDS	24,961	35,760	43.26	67,229	71,681	6.62
FIJI	262,774	306,809	16.76	473,226	599,908	26.77
MARSHALL ISLANDS	5,300	2,059	-61.15	16,985	2,440	-85.63
SAMOA	8,340	0	-100	18,332	0	-100
SOLOMON ISLANDS	0	814	-	0	1,384	-
TONGA	1,709	1,626	-4.86	1,730	1,874	8.32
UNITED STATES MINOR OUTLYING	19	0	-100	39	0	-100
EAST TIMOR	47,425	82,256	73.44	106,595	156,509	46.83
UNITED STATES	136,030,575	138,400,424	1.74	369,384,250	383,968,926	3.95
CANADA	7,991,716	8,083,096	1.14	19,760,991	18,766,830	-5.03
MEXICO	1,050,554	1,169,342	11.31	1,740,690	2,672,201	53.51
GUATEMALA	45,896	92,117	100.71	88,670	157,745	77.9
HONDURAS	14,805	18,882	27.54	15,610	22,045	41.22
NICARAGUA	0	7,921	-	0	6,967	-
PANAMA	436,560	399,596	-8.47	789,287	779,759	-1.21
CUBA	26,722	17,332	-35.14	55,621	29,720	-46.57
SURINAME	44,255	56,759	28.25	61,925	77,454	25.08
CHILE	256,141	267,529	4.45	509,633	415,432	-18.48
VENEZUELA	68,093	140,823	106.81	151,655	266,743	75.89
ARGENTINA	523,053	360,256	-31.12	883,081	769,645	-12.85
BRAZIL	361,661	274,676	-24.05	811,006	462,878	-42.93
COLOMBIA	117,558	171,754	46.1	179,143	318,922	78.03
BOLIVIA	28,817	17,081	-40.73	40,084	36,521	-8.89
URUGUAY	28,525	34,973	22.6	59,500	81,354	36.73
PARAGUAY	8,475	2,268	-73.24	9,009	1,691	-81.23
ECUADOR	20,924	106,155	407.34	57,704	124,527	115.8
PERU	49,133	15,831	-67.78	100,524	17,805	-82.29
GUYANA	30,858	11,618	-62.35	32,516	11,501	-64.63
TRINIDAD AND TOBAGO	90,576	148,850	64.34	87,530	166,124	89.79
BAHAMAS	70,499	101,138	43.46	175,850	178,649	1.59
JAMAICA	146,514	187,529	27.99	248,717	316,382	27.21
PUERTO RICO	846,186	768,270	-9.21	2,008,726	1,760,249	-12.37
BELIZE	18,947	30,534	61.15	39,056	22,098	-43.42
DOMINICAN REPUBLIC	562,805	650,068	15.51	864,034	1,139,839	31.92
EL SALVADOR	105,852	32,556	-69.24	106,223	65,701	-38.15
COSTA RICA	191,931	140,537	-26.78	265,214	216,117	-18.51
HAITI	3,747	4,721	25.99	4,526	3,201	-29.28
BARBADOS	116,922	122,641	4.89	165,492	265,269	60.29
ANTIGUA AND BARBUDA	33,476	73,464	119.45	91,481	144,667	58.14
ANGUILLA	12,744	6,963	-45.36	50,832	21,648	-57.41
ARUBA	97,592	175,844	80.18	236,176	319,076	35.1
BERMUDA	13,477	20,534	52.36	68,060	79,074	16.18
CAPE VERDE	88,472	0	-100	76,368	0	-100
CAYMAN ISLANDS	200,282	30,218	-84.91	175,706	42,320	-75.91
DOMINICA	42,180	7,751	-81.62	69,722	31,044	-55.47
FALKLAND ISLANDS (MALVINAS)	7,374	8,048	9.14	23,917	26,330	10.09
FRENCH GUIANA	92,685	87,918	-5.14	132,471	163,349	23.31
FRENCH POLYNESIA	926,094	739,482	-20.15	1,443,871	1,013,458	-29.81
GRENADA	1,912	2,004	4.81	8,702	3,506	-59.71
MARTINIQUE	254,680	328,489	28.98	373,326	428,942	14.9
NETHERLANDS ANTILLES	249,184	313,019	25.62	430,644	683,998	58.83
NORFOLK ISLANDS	0	18,780	-	0	32,368	-
SAINT LUCIA	37,842	66,290	75.18	126,218	222,873	76.58
SAN MARINO	0	3,744	-	0	16,576	-
TURKS AND CAICOS ISLANDS	55,033	48,802	-11.32	82,531	121,551	47.28
GUADELOUPE	382,764	503,467	31.53	578,282	726,147	25.57
SAINT KITTS AND NEVIS	6,864	2,718	-60.4	9,110	3,860	-57.63
UNITED KINGDOM	32,099,001	36,722,777	14.4	68,402,187	58,626,994	-14.29
NETHERLANDS	32,030,150	30,684,750	-4.2	71,712,887	69,128,148	-3.6
FRANCE	28,446,260	25,640,682	-9.86	63,288,348	58,031,691	-8.31
GERMANY, FED. REP. OF	17,857,053	17,930,553	0.41	43,575,046	42,741,619	-1.91
AUSTRIA	498,665	397,714	-20.24	1,253,554	1,131,607	-9.73
BELGIUM	18,463,740	17,416,949	-5.67	48,721,000	46,909,111	-3.72
SWITZERLAND	391,076	680,851	74.1	1,403,581	1,968,712	40.26
LUXEMBOURG	13,760	16,679	21.21	18,325	90,512	393.93
DENMARK	6,625,427	5,662,600	-14.53	18,204,811	17,010,818	-6.56
NORWAY	724,811	1,384,208	90.98	1,975,147	3,493,725	76.88
SWEDEN	4,755,470	4,247,654	-10.68	9,899,660	9,606,763	-2.96
FINLAND	1,078,037	1,301,106	20.69	1,970,269	2,717,508	37.93

TABEL 5. PERKEMBANGAN EKSPOR INDONESIA MENURUT KOMODITI DAN NEGARA TUJUAN

JENIS BARANG	BERAT BERSIH (KG)		PERUB	NILAI FOB (US \$)		PERUB
	JAN-SEP 2005	JAN-SEP 2006	%	JAN-SEP 2005	JAN-SEP 2006	%
(1)	(2)	(3)	(4)	(5)	(6)	(7)
IRELAND	2,685,648	3,369,166	25.45	5,778,345	7,243,621	25.36
ITALY	36,476,212	15,432,820	-57.69	61,745,488	32,629,229	-47.16
SPAIN	23,535,317	21,702,137	-7.79	45,171,351	42,998,538	-4.81
PORTUGAL	1,062,422	1,367,707	28.73	1,986,042	2,008,076	1.11
ICELAND	59,655	48,055	-19.45	173,665	99,563	-42.67
GREECE	2,775,200	2,547,279	-8.21	6,149,382	5,271,575	-14.27
CZECHOSLOVAKIA	101,533	55,816	-45.03	77,956	60,980	-21.78
HUNGARY	387,693	475,483	22.64	690,666	633,011	-8.35
POLAND	690,486	780,963	13.1	1,264,007	1,351,296	6.91
ROMANIA	79,028	61,445	-22.25	167,059	78,357	-53.1
BULGARIA	143,426	90,710	-36.75	43,836	139,914	219.18
YUGOSLAVIA	54,274	41,688	-23.19	77,863	120,779	55.12
ALBANIA	0	3,432	-	0	1,430	-
ARMENIA	19,100	20,162	5.56	19,090	20,651	8.18
AZERBAIJAN	5,115	0	-100	9,760	0	-100
BELARUS	0	399	-	0	386	-
KAZAKHSTAN	2,700	5,686	110.59	5,158	25,194	388.45
MOLDOVA, REPUBLIC OF	0	1,373	-	0	1,024	-
UKRAINE	105,625	313,870	197.16	319,516	588,012	84.03
LITHUANIA	9,800	46,706	376.59	34,641	89,945	159.65
LATVIA	81,659	110,511	35.33	143,284	294,734	105.7
ESTONIA	107,629	200,707	86.48	142,643	326,337	128.78
GEORGIA	22,322	14,467	-35.19	59,564	22,838	-61.66
CROATIA	352,649	507,012	43.77	657,454	924,288	40.59
MALTA	165,900	118,101	-28.81	358,147	253,866	-29.12
SLOVAKIA	44,713	80,554	80.16	53,870	57,624	6.97
SLOVENIA	221,964	302,444	36.26	502,619	537,025	6.85
CZECH REPUBLIC	314,600	352,812	12.15	609,432	728,006	19.46
RUSSIA FEDERATION	294,307	332,296	12.91	502,833	765,448	52.23
-AN ORGANIK	1,208,561,927	1,224,892,791	1.35	292,786,072	357,667,031	22.16
JAPAN	126,829,798	195,120,593	53.84	30,075,357	60,851,730	102.33
HONG KONG	710,431	833,588	17.34	200,071	165,830	-17.11
KOREA, DEMOCRATIC PEOPLE'S RI	0	15,024,261	-	0	4,845,624	-
KOREA, REPUBLIC OF	136,402,934	196,501,100	44.06	32,333,009	52,409,662	62.09
TAIWAN	341,190,909	355,674,331	4.24	75,881,076	97,444,115	28.42
CHINA	58,566,217	35,935,934	-38.64	18,163,318	17,055,119	-6.1
PAPUA NEW GUINEA	230,000	145,733	-36.64	35,410	27,786	-21.53
THAILAND	123,795,625	64,942,776	-47.54	28,481,641	21,718,400	-23.75
SINGAPORE	22,659,456	34,326,571	51.49	8,957,850	11,659,481	30.16
PHILIPPINES	78,636,224	44,347,244	-43.6	18,850,260	10,332,615	-45.19
MALAYSIA	54,029,357	64,259,224	18.93	14,784,876	21,297,471	44.05
MYANMAR (FORM. BURMA)	547,991	1,509,926	175.54	152,190	439,123	188.54
CAMBODIA	0	1,910	-	0	16,020	-
BRUNEI DARUSSALAM	550,000	6,046,000	999.27	71,882	745,580	937.23
VIET NAM	34,261,338	43,772,898	27.76	10,269,002	15,424,298	50.2
MALDIVES	40,453	7,583	-81.25	4,872	1,125	-76.91
INDIA	112,759,501	55,566,491	-50.72	26,858,856	14,291,226	-46.79
PAKISTAN	1,629,721	1,164,852	-28.52	336,433	347,756	3.37
BANGLADESH	7,343,297	14,481,520	97.21	1,237,495	2,040,350	64.88
SRI LANKA	4,533,678	3,837,935	-15.35	1,143,063	1,284,056	12.33
IRAN (ISLAMIC REPUBLIC OF)	697	0	-100	1,450	0	-100
SAUDI ARABIA	162,047	674,734	316.38	109,745	468,870	327.24
TURKEY	197,474	81,030	-58.97	111,197	66,782	-39.94
UNITED ARAB EMIRATES	8,211	18,861	129.7	39,801	32,536	-18.25
EGYPT	20,000	46,200	131	2,200	39,222	1682.82
SUDAN	42,900	107,250	150	7,722	18,662	141.67
TANZANIA, UNITED REPUBLIC OF	0	1,752,551	-	0	155,892	-
MADAGASCAR	0	384,500	-	0	54,875	-
KENYA	12,000	859,000	7058.33	16,140	94,631	486.31
GUINEA	0	44,000	-	0	6,424	-
NIGERIA	1,420	28,477	1905.42	2,438	61,406	2418.7
SOUTH AFRICA	1,763,619	2,405,851	36.42	540,884	777,241	43.7
MAURITIUS	3,637,559	3,293,100	-9.47	422,936	338,345	-20
AUSTRALIA	67,432,515	54,372,681	-19.37	15,921,933	15,201,044	-4.53
NEW ZEALAND	279,216	861,787	208.65	217,531	688,908	216.69
FIJI	5,627	246	-95.63	621	2,670	329.95
EAST TIMOR	32	424	1225	23	226	882.61
UNITED STATES	24,613,001	21,197,271	-13.88	5,595,200	4,865,872	-13.03
CANADA	39,020	22,000	-43.62	11,679	11,000	-5.81
GUATEMALA	0	20,000	-	0	9,000	-
VENEZUELA	227	0	-100	1,455	0	-100
BRAZIL	0	27,721	-	0	4,788	-

TABEL 5. PERKEMBANGAN EKSPOR INDONESIA MENURUT KOMODITI DAN NEGARA TUJUAN

JENIS BARANG	BERAT BERSIH (KG)		PERUB	NILAI FOB (US \$)		PERUB
	JAN-SEP 2005	JAN-SEP 2006	%	JAN-SEP 2005	JAN-SEP 2006	%
(1)	(2)	(3)	(4)	(5)	(6)	(7)
UNITED KINGDOM	270,311	474,081	75.38	86,059	180,925	110.23
NETHERLANDS	151,248	112,266	-25.77	94,410	60,882	-35.51
FRANCE	924,319	531,319	-42.52	268,937	262,998	-2.21
GERMANY, FED. REP. OF	562,151	408,134	-27.4	172,218	136,853	-20.54
AUSTRIA	0	2,969	-	0	5,392	-
BELGIUM	955,000	887,024	-7.12	281,269	365,592	29.98
SWITZERLAND	2,101	0	-100	4,618	0	-100
DENMARK	200,003	80,003	-60	61,704	28,619	-53.62
NORWAY	132,000	0	-100	40,101	0	-100
SWEDEN	65,670	50,767	-22.69	69,787	126,650	81.48
FINLAND	80,040	179,661	124.46	29,204	70,399	141.06
ITALY	1,280,250	1,264,407	-1.24	360,612	410,527	13.84
SPAIN	383,004	376,000	-1.83	110,000	128,392	16.72
PORTUGAL	64,000	88,000	37.5	18,165	28,864	58.9
GREECE	21,000	0	-100	5,250	0	-100
CZECHOSLOVAKIA	0	40,000	-	0	12,165	-
HUNGARY	412	0	-100	1,980	0	-100
ROMANIA	0	700,000	-	0	553,000	-
RUSSIA FEDERATION	537,923	6	-100	342,142	12	-100
-ORGANIK	1,732,582,828	1,665,588,087	-3.87	1,151,207,060	1,229,558,056	6.81
JAPAN	251,293,318	218,093,674	-13.21	100,655,970	98,537,492	-2.1
HONG KONG	19,854,719	9,024,570	-54.55	25,345,701	20,995,909	-17.16
KOREA, REPUBLIC OF	68,086,955	132,902,118	95.19	44,930,140	71,371,526	58.85
TAIWAN	92,322,091	60,521,923	-34.44	34,686,689	38,592,586	11.26
CHINA	590,407,218	440,387,493	-25.41	434,433,957	374,630,250	-13.77
PAPUA NEW GUINEA	360	0	-100	432	0	-100
THAILAND	107,198,984	110,385,669	2.97	71,756,472	71,384,062	-0.52
SINGAPORE	20,955,369	43,356,892	106.9	17,491,642	42,268,412	141.65
PHILIPPINES	36,050,251	28,690,513	-20.42	16,344,485	15,314,457	-6.3
MALAYSIA	231,647,908	243,261,268	5.01	113,018,627	120,683,034	6.78
MYANMAR (FORM. BURMA)	891,826	1,390,553	55.92	841,611	777,882	-7.57
CAMBODIA	2,820,268	1,385,736	-50.87	2,669,599	1,674,732	-37.27
BRUNEI DARUSSALAM	55,614	37,737	-32.14	72,345	52,222	-27.82
NEPAL	111,456	215,310	93.18	95,840	224,794	134.55
VIET NAM	32,099,133	35,507,222	10.62	23,078,126	27,825,063	20.57
MALDIVES	0	2,841	-	0	4,761	-
INDIA	43,894,792	76,618,200	74.55	30,033,992	55,765,341	85.67
PAKISTAN	14,800,331	7,729,962	-47.77	16,082,058	8,735,187	-45.68
BANGLADESH	1,806,925	4,621,680	155.78	1,562,359	3,234,647	107.04
SRI LANKA	470,282	407,800	-13.29	467,897	780,049	66.71
AFGHANISTAN	0	50,746	-	0	191,877	-
IRAN (ISLAMIC REPUBLIC OF)	1,538,200	1,980,649	28.76	1,613,210	1,909,868	18.39
SAUDI ARABIA	925,245	2,073,666	124.12	1,897,658	3,005,784	58.39
KUWAIT	94,742	54,058	-42.94	168,709	125,606	-25.55
JORDAN	547,688	1,203,129	119.67	621,082	890,584	43.39
LEBANON	34,600	35,000	1.16	46,369	46,984	1.33
YEMEN	0	89,949	-	0	122,583	-
OMAN	1,755	1,852	5.53	12,000	21,700	80.83
SYRIA ARAB REPUBLIC	209,829	204,842	-2.38	323,816	284,503	-12.14
TURKEY	1,555,756	2,819,964	81.26	1,542,521	3,106,507	101.39
UNITED ARAB EMIRATES	963,810	2,114,232	119.36	1,103,993	2,326,203	110.71
QATAR	1,796	1,330	-25.95	11,567	5,507	-52.39
CYPRUS	0	17,500	-	0	23,521	-
EGYPT	2,480,057	2,059,727	-16.95	2,146,040	2,052,922	-4.34
MOROCCO	333,750	511,200	53.17	649,259	423,006	-34.85
TUNISIA	0	20,000	-	0	12,900	-
ALGERIA	18,750	115,350	515.2	32,320	170,420	427.29
SUDAN	61,600	1,951	-96.83	35,272	19,912	-43.55
ERITREA	1,037	0	-100	2,750	0	-100
ETHIOPIA	17,000	3,230	-81	31,450	52,173	65.89
TANZANIA, UNITED REPUBLIC OF	271,618	212,800	-21.65	134,695	91,866	-31.8
MADAGASCAR	184,529	184,816	0.16	175,408	233,624	33.19
SOMALIA	0	978	-	0	14,990	-
KENYA	249,283	153,754	-38.32	317,981	195,253	-38.6
MOZAMBIQUE	80,000	300,000	275	64,400	184,700	186.8
TOGO	174,361	0	-100	177,734	0	-100
GHANA	1,073,838	397,505	-62.98	967,604	334,425	-65.44
GUINEA	32,640	13,455	-58.78	40,725	26,910	-33.92
CAMEROON	0	21,600	-	0	7,236	-
NIGERIA	6,878,817	7,806,645	13.49	3,841,814	5,012,659	30.48
SIERRA LEONE	239,172	229,156	-4.19	236,692	248,137	4.84
GABON	16,875	0	-100	18,750	0	-100

TABEL 5. PERKEMBANGAN EKSPOR INDONESIA MENURUT KOMODITI DAN NEGARA TUJUAN

JENIS BARANG	BERAT BERSIH (KG)		PERUB	NILAI FOB (US \$)		PERUB
	JAN-SEP 2005	JAN-SEP 2006	%	JAN-SEP 2005	JAN-SEP 2006	%
(1)	(2)	(3)	(4)	(5)	(6)	(7)
COTE D'IVOIRE	212,800	345,600	62.41	101,618	128,953	26.9
SENEGAL	21,600	34,170	58.19	7,070	25,891	266.21
MALI	19,976	0	-100	21,773	0	-100
BENIN	0	14,341	-	0	28,540	-
GAMBIA	14,940	0	-100	26,892	0	-100
SEYCHELLES	30	0	-100	350	0	-100
DJIBOUTI	95,241	20,000	-79	73,603	13,200	-82.07
SAINT HELENA	0	63,000	-	0	52,486	-
SOUTH AFRICA	1,469,646	2,960,776	101.46	1,801,082	2,992,919	66.17
ZIMBABWE	0	20,000	-	0	12,000	-
MALAWI	100,000	340,000	240	75,844	212,200	179.78
MAURITIUS	106,229	121,150	14.05	94,093	136,643	45.22
AUSTRALIA	21,482,643	21,812,728	1.54	18,508,365	21,659,313	17.02
NEW ZEALAND	2,880,768	2,572,507	-10.7	2,936,816	2,519,411	-14.21
NEW CALEDONIA	60	0	-100	185	0	-100
NORTHERN MARIANA ISLANDS	0	21,000	-	0	22,992	-
AMERICAN SAMOA	36,110	0	-100	47,271	0	-100
FIJI	33,586	20,533	-38.86	35,813	24,338	-32.04
SAMOA	1,272	0	-100	1,750	0	-100
SOLOMON ISLANDS	932	848	-9.01	9,797	6,041	-38.34
TOKELAU	0	100,000	-	0	102,100	-
EAST TIMOR	51,335	211,097	311.21	108,642	257,704	137.2
UNITED STATES	43,344,409	40,706,618	-6.09	29,335,602	40,863,213	39.3
CANADA	1,909,701	2,332,905	22.16	1,727,937	1,942,976	12.44
MEXICO	320,620	1,070,014	233.73	511,508	1,348,656	163.66
GUATEMALA	0	143,100	-	0	51,284	-
HONDURAS	0	21,600	-	0	8,364	-
PANAMA	34,000	0	-100	37,545	0	-100
CHILE	1,067,795	526,326	-50.71	1,217,119	467,409	-61.6
VENEZUELA	229,412	412,999	80.03	288,432	492,864	70.88
ARGENTINA	463,655	1,875,152	304.43	574,043	1,601,422	178.97
BRAZIL	2,221,519	12,195,628	448.98	3,038,809	7,836,250	157.87
COLOMBIA	535,398	1,185,798	121.48	693,376	1,281,350	84.8
URUGUAY	2,200	39,900	1713.64	564,300	541,465	-4.05
PARAGUAY	43,200	95,200	120.37	15,120	65,131	330.76
ECUADOR	16,629	69,200	316.14	12,000	88,280	635.67
PERU	463,999	400,150	-13.76	505,804	754,319	49.13
GUYANA	0	20,000	-	0	19,041	-
TRINIDAD AND TOBAGO	21,000	262	-98.75	18,270	2,328	-87.26
JAMAICA	34,800	10,917	-68.63	31,748	10,641	-66.48
PUERTO RICO	2,400	8,000	233.33	110,200	557,769	406.14
DOMINICAN REPUBLIC	51,000	95,198	86.66	51,513	88,887	72.55
EL SALVADOR	0	19,500	-	0	5,265	-
COSTA RICA	33,519	21,600	-35.56	31,718	7,560	-76.16
HAITI	58,532	0	-100	59,400	0	-100
DOMINICA	0	194,400	-	0	70,054	-
UNITED KINGDOM	6,876,157	10,552,240	53.46	7,155,217	10,583,115	47.91
NETHERLANDS	28,998,481	19,895,660	-31.39	28,348,515	24,390,446	-13.96
FRANCE	1,631,821	3,005,413	84.18	2,892,292	4,332,284	49.79
GERMANY, FED. REP. OF	8,876,039	16,479,790	85.67	14,150,235	22,011,222	55.55
AUSTRIA	93,400	6,325	-93.23	278,914	447,253	60.36
BELGIUM	45,475,109	41,810,749	-8.06	51,241,997	57,687,795	12.58
SWITZERLAND	409,472	164,533	-59.82	893,908	385,275	-56.9
DENMARK	674,000	51,000	-92.43	675,490	29,436	-95.64
NORWAY	887,590	995,154	12.12	658,324	896,915	36.24
SWEDEN	1,200,000	999,999	-16.67	1,330,893	1,282,259	-3.65
FINLAND	1,742,571	1,655,058	-5.02	2,363,764	2,310,987	-2.23
IRELAND	183,625	221,254	20.49	1,143,748	585,115	-48.84
ITALY	2,590,014	20,304,006	683.93	4,925,956	19,681,309	299.54
SPAIN	5,745,512	11,243,472	95.69	6,959,034	12,613,395	81.25
PORTUGAL	5,339,639	411,815	-92.29	3,918,169	409,799	-89.54
GREECE	907,000	380,954	-58	595,632	514,754	-13.58
CZECHOSLOVAKIA	240,424	289,950	20.6	268,161	422,139	57.42
HUNGARY	197,722	144,796	-26.77	385,026	302,046	-21.55
POLAND	2,147,500	168,000	-92.18	2,264,681	251,377	-88.9
ROMANIA	170,000	122,750	-27.79	194,189	165,578	-14.73
BULGARIA	148,000	387,169	161.6	125,880	340,920	170.83
TURKMENISTAN	1,099	0	-100	1,835	0	-100
UKRAINE	126,550	421,900	233.39	181,930	550,746	202.72
LITHUANIA	170,000	223,000	31.18	198,489	281,463	41.8
LATVIA	68,000	87,500	28.68	84,093	108,595	29.14
ESTONIA	0	63,799	-	0	66,910	-
CROATIA	0	353	-	0	924	-

TABEL 5. PERKEMBANGAN EKSPOR INDONESIA MENURUT KOMODITI DAN NEGARA TUJUAN

JENIS BARANG	BERAT BERSIH (KG)		PERUB	NILAI FOB (US \$)		PERUB
	JAN-SEP 2005	JAN-SEP 2006	%	JAN-SEP 2005	JAN-SEP 2006	%
(1)	(2)	(3)	(4)	(5)	(6)	(7)
SLOVENIA	0	825,994	-	0	1,014,873	-
CZECH REPUBLIC	2,313,000	884,500	-61.76	2,463,585	1,053,744	-57.23
RUSSIA FEDERATION	5,234,599	6,468,492	23.57	5,049,934	6,543,357	29.57
-LAINNYA	257,841,448	453,056,865	75.71	101,253,590	199,770,644	97.3
JAPAN	12,156,921	19,950,107	64.1	6,788,539	12,650,027	86.34
HONG KONG	0	700	-	0	634	-
KOREA, REPUBLIC OF	68,794,397	112,854,893	64.05	38,709,757	65,550,800	69.34
TAIWAN	113,327	11,061,884	9661.03	102,264	6,102,004	5866.91
CHINA	284,902	25,404,450	8816.91	267,318	9,889,144	3599.39
MACAU	6,060	0	-100	3,945	0	-100
THAILAND	409,227	16,183,973	3854.77	398,553	10,106,783	2435.87
SINGAPORE	154,062,250	260,338,150	68.98	43,551,006	90,523,860	107.86
PHILIPPINES	1,090,165	5,767,004	429	561,502	2,968,652	428.7
MALAYSIA	13,911,902	714,315	-94.87	6,585,094	771,910	-88.28
MYANMAR (FORM. BURMA)	1,387,961	603,400	-56.53	1,125,084	871,727	-22.52
VIET NAM	187,159	9,913	-94.7	158,499	23,514	-85.16
MALDIVES	31,585	3,166	-89.98	179,152	6,847	-96.18
INDIA	26	13,326	51153.85	27	18,579	68711.11
PAKISTAN	8,040	1,959	-75.63	5,018	4,938	-1.59
BANGLADESH	344,685	122,040	-64.59	319,071	113,355	-64.47
SRI LANKA	5,001	11,759	135.13	9,090	25,707	182.81
UNITED ARAB EMIRATES	0	3,710	-	0	10,932	-
EGYPT	7,383	0	-100	11,600	0	-100
MADAGASCAR	0	262	-	0	100	-
TOGO	21,844	0	-100	112,853	0	-100
SOUTH AFRICA	0	18	-	0	33	-
COMOROS	103	0	-100	800	0	-100
AUSTRALIA	892	234	-73.77	1,926	1,884	-2.18
NEW ZEALAND	0	2,119	-	0	6,192	-
UNITED STATES	5,006,585	8,344	-99.83	2,323,238	14,182	-99.39
NICARAGUA	165	0	-100	5,554	0	-100
NETHERLANDS	229	117	-48.91	969	588	-39.32
FRANCE	0	31	-	0	51	-
GERMANY, FED. REP. OF	32	888	2675	208	104,686	50229.81
BELGIUM	50	0	-100	394	0	-100
SWITZERLAND	0	100	-	0	3,448	-
ITALY	10,504	0	-100	31,091	0	-100
PORTUGAL	0	3	-	0	67	-
MALTA	53	0	-100	1,038	0	-100
PUPUK	524,772,544	86,922,198	-83.44	125,268,985	17,794,722	-85.79
JAPAN	33,745,103	29,862,137	-11.51	4,975,390	3,978,826	-20.03
HONG KONG	578	13	-97.75	925	103	-88.86
KOREA, REPUBLIC OF	57,294,800	482,800	-99.16	13,282,784	61,350	-99.54
TAIWAN	37,922,067	329,628	-99.13	9,448,151	63,289	-99.33
CHINA	243,327	37,856	-84.44	80,124	32,829	-59.03
THAILAND	116,417,033	7,147,849	-93.86	29,698,521	1,643,668	-94.47
SINGAPORE	6,376,318	1,450,248	-77.26	3,112,403	278,547	-91.05
PHILIPPINES	58,581,531	6,119,809	-89.55	14,018,732	1,367,086	-90.25
MALAYSIA	33,677,953	9,488,759	-71.83	8,361,956	2,218,376	-73.47
MYANMAR (FORM. BURMA)	0	700,000	-	0	109,029	-
VIET NAM	45,456,213	27,693,647	-39.08	10,484,776	6,827,811	-34.88
INDIA	6,325,000	1,000	-99.98	1,580,464	3,000	-99.81
PAKISTAN	20,700,000	0	-100	5,257,800	0	-100
BANGLADESH	100	0	-100	650	0	-100
SAUDI ARABIA	1,000	0	-100	115	0	-100
OMAN	21,999	0	-100	2,840	0	-100
EGYPT	0	200,000	-	0	69,700	-
KENYA	143,700	633,569	340.9	35,574	159,120	347.29
MAURITIUS	20,000	0	-100	5,100	0	-100
AUSTRALIA	23,413,517	2,015,600	-91.39	5,392,398	401,177	-92.56
NEW ZEALAND	30,600	67,000	118.95	16,944	8,865	-47.68
MICRONESIA, FEDERATED STATES	0	6	-	0	14	-
FIJI	99,999	0	-100	31,840	0	-100
EAST TIMOR	49	0	-100	52	0	-100
UNITED STATES	23,554,509	236,374	-99	5,491,228	53,521	-99.03
CANADA	50,462,147	0	-100	11,555,831	0	-100
NETHERLANDS	0	30,146	-	0	15,484	-
FRANCE	44,000	0	-100	3,630	0	-100
GERMANY, FED. REP. OF	2	950	47400	14	2,655	18864.29
AUSTRIA	0	72,000	-	0	9,360	-
BELGIUM	0	45,500	-	0	290,600	-

TABEL 5. PERKEMBANGAN EKSPOR INDONESIA MENURUT KOMODITI DAN NEGARA TUJUAN

JENIS BARANG	BERAT BERSIH (KG)		PERUB	NILAI FOB (US \$)		PERUB
	JAN-SEP 2005	JAN-SEP 2006	%	JAN-SEP 2005	JAN-SEP 2006	%
(1)	(2)	(3)	(4)	(5)	(6)	(7)
SWITZERLAND	0	52	-	0	1,930	-
IRELAND	220,000	220,000	0	25,300	25,300	0
ITALY	20,000	11,795	-41.03	1,200	67,482	5523.5
SPAIN	0	75,460	-	0	105,600	-
PORTUGAL	999	0	-100	93	0	-100
BULGARIA	10,000,000	0	-100	2,404,150	0	-100
PRODUK PHARMASI	6,615,409	7,460,719	12.78	75,706,326	92,528,708	22.22
JAPAN	106,112	122,502	15.45	6,361,988	8,422,597	32.39
HONG KONG	85,082	77,286	-9.16	2,065,205	1,876,655	-9.13
KOREA, REPUBLIC OF	65,018	64,646	-0.57	14,144,013	18,329,938	29.6
TAIWAN	126,932	286,481	125.7	289,928	345,747	19.25
CHINA	142,221	20,976	-85.25	135,236	233,106	72.37
MONGOLIA	2,997	49,005	1535.14	42,194	339,114	703.7
MACAU	256	24	-90.63	6,455	5,500	-14.79
PAPUA NEW GUINEA	24,767	9,884	-60.09	52,698	151,658	187.79
THAILAND	303,480	317,592	4.65	11,481,692	13,815,487	20.33
SINGAPORE	515,075	323,599	-37.17	3,596,899	4,207,928	16.99
PHILIPPINES	374,552	488,496	30.42	4,785,063	6,618,548	38.32
MALAYSIA	797,664	673,669	-15.54	4,075,967	2,522,918	-38.1
MYANMAR (FORM. BURMA)	819,497	231,107	-71.8	1,384,961	1,936,308	39.81
CAMBODIA	52,156	58,997	13.12	1,024,421	1,262,190	23.21
BRUNEI DARUSSALAM	17,194	14,242	-17.17	153,387	79,649	-48.07
LAO PEOPLE'S DEMOCRATIC REPU	0	1	-	0	10	-
NEPAL	2,201	10	-99.55	17,463	50	-99.71
VIET NAM	164,828	361,606	119.38	4,281,051	4,591,138	7.24
INDIA	4,932	5,870	19.02	2,429,730	7,243,657	198.13
PAKISTAN	116,680	127,838	9.56	993,804	1,093,771	10.06
BANGLADESH	63,894	62,543	-2.11	68,973	870,127	1161.55
SRI LANKA	1,076,482	2,798,053	159.93	2,347,691	4,020,832	71.27
AFGHANISTAN	0	10,926	-	0	111,077	-
IRAN (ISLAMIC REPUBLIC OF)	0	9	-	0	40	-
SAUDI ARABIA	101,101	60,298	-40.36	89,724	201,150	124.19
KUWAIT	0	558	-	0	11,860	-
JORDAN	3,770	5,281	40.08	23,678	40,879	72.65
LEBANON	12,051	14	-99.88	14,207	752	-94.71
YEMEN	4,579	17,156	274.67	156,400	31,043	-80.15
OMAN	0	310	-	0	1,193	-
UNITED ARAB EMIRATES	7,092	7,891	11.27	131,043	132,842	1.37
BAHRAIN	898	826	-8.02	14,692	12,894	-12.24
EGYPT	0	241	-	0	260,050	-
TUNISIA	11	0	-100	35	0	-100
ALGERIA	1,570	1,994	27.01	366,000	732,100	100.03
SUDAN	0	6,962	-	0	82,253	-
LESOTHO	0	174	-	0	9,319	-
ETHIOPIA	0	1,877	-	0	100,702	-
TANZANIA, UNITED REPUBLIC OF	0	2,427	-	0	122,804	-
KENYA	7,665	5,423	-29.25	57,541	693	-98.8
MOZAMBIQUE	4,305	0	-100	19,011	0	-100
EQUATORIAL GUINEA	0	319	-	0	934	-
TOGO	12,543	42,696	240.4	139,650	481,729	244.95
GHANA	0	12,134	-	0	138,613	-
GUINEA	0	8,077	-	0	733,106	-
CAMEROON	0	489	-	0	23,317	-
NIGERIA	1,238,869	813,208	-34.36	12,318,179	7,482,182	-39.26
GABON	0	12,166	-	0	139,108	-
COTE D'IVOIRE	12,748	12,908	1.26	137,441	155,413	13.08
SENEGAL	0	6,314	-	0	28,849	-
BENIN	0	244	-	0	1,260	-
SOUTH AFRICA	4,343	15,583	258.81	30,967	926,851	2893.03
MAURITIUS	31	0	-100	5,100	0	-100
AUSTRALIA	13,289	16,954	27.58	259,742	323,262	24.46
NEW ZEALAND	0	112	-	0	154	-
GUAM	0	4	-	0	2,018	-
VANUATU	441	0	-100	772	0	-100
COOK ISLANDS	1,713	0	-100	1,427	0	-100
FIJI	4,288	357	-91.67	19,136	2,340	-87.77
SAMOA	0	1,317	-	0	66,979	-
SOLOMON ISLANDS	87	549	531.03	142	550	287.32
TONGA	236	0	-100	296	0	-100
EAST TIMOR	3,188	17,972	463.74	6,115	110,326	1704.19
UNITED STATES	238,023	201,513	-15.34	261,646	214,562	-18
CANADA	0	2	-	0	20	-

TABEL 5. PERKEMBANGAN EKSPOR INDONESIA MENURUT KOMODITI DAN NEGARA TUJUAN

JENIS BARANG	BERAT BERSIH (KG)		PERUB	NILAI FOB (US \$)		PERUB
	JAN-SEP 2005	JAN-SEP 2006	%	JAN-SEP 2005	JAN-SEP 2006	%
(1)	(2)	(3)	(4)	(5)	(6)	(7)
MEXICO	2,007	1,588	-20.88	396,019	264,460	-33.22
GUATEMALA	0	1,987	-	0	25,641	-
PANAMA	0	4,135	-	0	137,619	-
SURINAME	315	6,514	1967.94	32,139	19,509	-39.3
VENEZUELA	0	1,792	-	0	140,703	-
COLOMBIA	0	211	-	0	1,745	-
ECUADOR	808	13,785	1606.06	59,923	342,824	472.11
PERU	74	182	145.95	5,448	14,074	158.33
EL SALVADOR	0	1,303	-	0	78,366	-
NETHERLANDS ANTILLES	4,167	1,480	-64.48	101,453	30,691	-69.75
UNITED KINGDOM	22,619	112	-99.5	108,540	372	-99.66
NETHERLANDS	6,602	24,709	274.27	164,708	128,351	-22.07
FRANCE	13,204	3,297	-75.03	173,550	130,282	-24.93
GERMANY, FED. REP. OF	23,898	6,841	-71.37	725,076	239,301	-67
AUSTRIA	0	1,255	-	0	39,200	-
BELGIUM	2,468	2,736	10.86	22,836	126,252	452.86
SWITZERLAND	13	956	7253.85	2	20,731	1036450
NORWAY	668	369	-44.76	25,827	23,174	-10.27
SWEDEN	227	237	4.41	6,098	6,957	14.09
FINLAND	19	16	-15.79	36	40	11.11
ITALY	970	1,223	26.08	220	1,199	445
SPAIN	200	0	-100	10	0	-100
GREECE	500	0	-100	57,826	0	-100
POLAND	1,089	5,846	436.82	28,488	79,344	178.52
TURKMENISTAN	0	74	-	0	5,338	-
UZBEKISTAN	0	186	-	0	12,157	-
LATVIA	700	0	-100	6,364	0	-100
CROATIA	0	13	-	0	26	-
RUSSIA FEDERATION	0	160	-	0	10,200	-
KULIT DAN BARANG DARI KULIT	12,651,544	10,659,052	-15.75	91,496,344	130,508,113	42.64
JAPAN	119,708	148,952	24.43	2,173,613	3,091,985	42.25
HONG KONG	1,805,528	1,131,069	-37.36	16,810,039	19,794,697	17.76
KOREA, REPUBLIC OF	111,517	500,518	348.83	2,223,588	2,575,715	15.84
TAIWAN	92,873	263,297	183.5	1,168,847	3,205,501	174.24
CHINA	1,588,054	1,148,652	-27.67	6,582,145	17,329,543	163.28
MACAU	75	896	1094.67	2,258	36,956	1536.67
PAPUA NEW GUINEA	509	9,020	1672.1	2,211	24,720	1018.05
THAILAND	1,342,982	461,174	-65.66	7,853,836	6,569,297	-16.36
SINGAPORE	353,536	697,202	97.21	8,140,874	12,313,781	51.26
PHILIPPINES	18,674	30,051	60.92	262,525	189,871	-27.68
MALAYSIA	299,663	1,073,774	258.33	2,838,652	16,273,079	473.27
CAMBODIA	2,361	14,214	502.03	39,393	334,658	749.54
BRUNEI DARUSSALAM	11,388	645	-94.34	7,987	44,990	463.29
VIET NAM	274,382	415,698	51.5	5,208,139	5,797,715	11.32
MALDIVES	219	505	130.59	254	2,877	1032.68
INDIA	886,394	776,663	-12.38	5,295,322	8,126,176	53.46
PAKISTAN	13,795	25,714	86.4	42,939	31,027	-27.74
BANGLADESH	153,388	85,338	-44.36	611,617	1,137,615	86
SRI LANKA	4,070	2,841	-30.2	199,051	104,767	-47.37
IRAN (ISLAMIC REPUBLIC OF)	0	14,872	-	0	24,762	-
SAUDI ARABIA	4,543	238	-94.76	4,010	46,894	1069.43
KUWAIT	240	2,400	900	9,886	6,564	-33.6
LEBANON	277	12,076	4259.57	5,115	51,842	913.53
TURKEY	107,608	82,748	-23.1	80,949	60,688	-25.03
UNITED ARAB EMIRATES	4,017	582	-85.51	28,842	7,110	-75.35
CYPRUS	1,133	0	-100	3,872	0	-100
EGYPT	5,662	326	-94.24	20,533	275	-98.66
LIBYAN ARAB JAMAHIRIYA	144	0	-100	574	0	-100
TUNISIA	116	0	-100	156	0	-100
NAMIBIA	132	169	28.03	316	560	77.22
ETHIOPIA	1,050	0	-100	53,125	0	-100
TANZANIA, UNITED REPUBLIC OF	0	26	-	0	68	-
MADAGASCAR	314	0	-100	349	0	-100
KENYA	1	0	-100	7	0	-100
REUNION	7,942	2,676	-66.31	12,813	4,490	-64.96
GUINEA	3,746	0	-100	3,000	0	-100
GABON	0	789	-	0	900	-
COTE D'IVOIRE	22	0	-100	12	0	-100
U.S. VIRGIN ISLANDS	51	34	-33.33	245	118	-51.84
SEYCHELLES	126	1,659	1216.67	1,038	2,022	94.8
UGANDA	0	20	-	0	418	-
SOUTH AFRICA	5,026	1,555	-69.06	18,007	7,694	-57.27

TABEL 5. PERKEMBANGAN EKSPOR INDONESIA MENURUT KOMODITI DAN NEGARA TUJUAN

JENIS BARANG	BERAT BERSIH (KG)		PERUB	NILAI FOB (US \$)		PERUB
	JAN-SEP 2005	JAN-SEP 2006	%	JAN-SEP 2005	JAN-SEP 2006	%
(1)	(2)	(3)	(4)	(5)	(6)	(7)
ZAMBIA	0	33	-	0	208	-
MAURITIUS	4,122	1,342	-67.44	4,289	864	-79.86
VIRGIN ISLANDS (BRITISH)	0	627	-	0	8,000	-
AUSTRALIA	379,371	31,773	-91.62	636,385	573,111	-9.94
NEW ZEALAND	2,170	43,532	1906.08	27,497	39,387	43.24
MICRONESIA, FEDERATED STATES	0	115	-	0	259	-
GUAM	370	156	-57.84	4,733	2,208	-53.35
NEW CALEDONIA	1,048	5,198	395.99	8,341	27,467	229.3
NORTHERN MARIANA ISLANDS	28	4	-85.71	106	153	44.34
VANUATU	12	0	-100	280	0	-100
FIJI	546	442	-19.05	5,158	1,758	-65.92
TONGA	1,183	0	-100	627	0	-100
EAST TIMOR	176	422	139.77	107	242	126.17
UNITED STATES	136,235	332,848	144.32	3,299,706	10,912,169	230.7
CANADA	57,579	9,545	-83.42	36,651	194,901	431.78
MEXICO	2,293	4,175	82.08	75,344	129,725	72.18
HONDURAS	133	0	-100	183	0	-100
PANAMA	7	0	-100	32	0	-100
CHILE	325	669	105.85	451	2,484	450.78
VENEZUELA	728	285	-60.85	1,488	1,289	-13.37
BRAZIL	228,827	69,429	-69.66	1,168,260	467,023	-60.02
URUGUAY	419	210	-49.88	1,024	716	-30.08
PERU	5,905	16	-99.73	2,736	78	-97.15
BAHAMAS	0	258	-	0	186	-
JAMAICA	95	1,271	1237.89	611	12,634	1967.76
PUERTO RICO	22	436	1881.82	277	7,058	2448.01
DOMINICAN REPUBLIC	304	229	-24.67	454	808	77.97
COSTA RICA	11,820	112	-99.05	22,098	693	-96.86
BARBADOS	0	35	-	0	5,635	-
ANTIGUA AND BARBUDA	0	3	-	0	30	-
BERMUDA	70	226	222.86	400	1,579	294.75
FRENCH GUIANA	0	48	-	0	455	-
FRENCH POLYNESIA	1,558	1,929	23.81	1,519	5,776	280.25
MARTINIQUE	127	559	340.16	643	3,069	377.29
NETHERLANDS ANTILLES	1,144	1,076	-5.94	6,956	22,265	220.08
GADELOUPE	836	228	-72.73	2,100	980	-53.33
UNITED KINGDOM	153,932	68,764	-55.33	2,561,846	1,133,848	-55.74
NETHERLANDS	805,711	299,836	-62.79	3,797,309	2,173,010	-42.78
FRANCE	36,929	57,484	55.66	275,573	846,811	207.29
GERMANY, FED. REP. OF	153,104	167,414	9.35	3,631,427	3,520,501	-3.05
AUSTRIA	115	166	44.35	244	2,700	1006.56
BELGIUM	104,364	5,555	-94.68	140,715	49,988	-64.48
SWITZERLAND	2,285	982	-57.02	38,713	34,964	-9.68
DENMARK	1,697	1,617	-4.71	70,191	17,627	-74.89
NORWAY	1,013,769	1,651,037	62.86	2,284,201	3,436,939	50.47
SWEDEN	51,911	87,358	68.28	258,817	319,855	23.58
FINLAND	6,910	6,546	-5.27	29,476	12,803	-56.56
IRELAND	907	1,773	95.48	2,184	6,055	177.24
ITALY	777,167	405,145	-47.87	6,400,105	5,355,545	-16.32
SPAIN	1,144,882	473,077	-58.68	6,070,702	3,831,747	-36.88
PORTUGAL	91,845	2,075	-97.74	509,127	45,303	-91.1
ICELAND	5,304	9,330	75.9	20,511	27,634	34.73
GREECE	2,869	3,473	21.05	34,044	20,217	-40.62
HUNGARY	3,905	503	-87.12	2,159	2,839	31.5
POLAND	358	1,330	271.51	2,602	16,126	519.75
BULGARIA	949	514	-45.84	3,333	10,699	221
YUGOSLAVIA	0	15	-	0	285	-
UKRAINE	9	46	411.11	404	2,815	596.78
CROATIA	591	923	56.18	3,621	4,166	15.05
MALTA	646	113	-82.51	7,924	1,503	-81.03
SLOVAKIA	3,783	352	-90.7	159,439	11,548	-92.76
SLOVENIA	508	0	-100	2,399	0	-100
CZECH REPUBLIC	9	0	-100	42	0	-100
RUSSIA FEDERATION	228,366	0	-100	174,641	0	-100
KACA DAN BARANG DARI KACA	634,387,740	594,609,579	-6.27	304,436,219	300,432,027	-1.32
JAPAN	56,849,886	66,755,555	17.42	36,772,480	48,900,362	32.98
HONG KONG	3,614,076	2,352,346	-34.91	1,588,737	970,592	-38.91
KOREA, DEMOCRATIC PEOPLE'S RI	2,084	0	-100	17,049	0	-100
KOREA, REPUBLIC OF	19,100,249	20,499,448	7.33	9,123,605	7,292,108	-20.07
TAIWAN	12,812,284	11,526,623	-10.03	4,951,311	4,124,097	-16.71
CHINA	26,918,140	23,033,449	-14.43	18,622,650	14,134,352	-24.1
MACAU	19,392	0	-100	3,232	0	-100

TABEL 5. PERKEMBANGAN EKSPOR INDONESIA MENURUT KOMODITI DAN NEGARA TUJUAN

JENIS BARANG	BERAT BERSIH (KG)		PERUB	NILAI FOB (US \$)		PERUB
	JAN-SEP 2005	JAN-SEP 2006	%	JAN-SEP 2005	JAN-SEP 2006	%
(1)	(2)	(3)	(4)	(5)	(6)	(7)
PAPUA NEW GUINEA	2,810,093	670,974	-76.12	938,163	404,219	-56.91
THAILAND	59,822,828	32,267,315	-46.06	20,074,682	11,863,500	-40.9
SINGAPORE	24,239,832	25,071,196	3.43	19,750,027	25,995,145	31.62
PHILIPPINES	24,050,202	13,299,578	-44.7	9,276,582	5,949,529	-35.87
MALAYSIA	48,753,941	53,579,165	9.9	18,470,283	23,941,413	29.62
MYANMAR (FORM. BURMA)	5,325,659	7,596,893	42.65	1,124,128	1,611,415	43.35
CAMBODIA	973,772	713,844	-26.69	288,138	245,061	-14.95
BRUNEI DARUSSALAM	901,458	759,439	-15.75	346,797	345,211	-0.46
NEPAL	20,570	21,350	3.79	9,917	13,186	32.96
VIET NAM	6,457,999	8,903,465	37.87	2,944,674	5,232,781	77.7
MALDIVES	851,813	686,675	-19.39	273,797	249,320	-8.94
INDIA	27,676,744	42,358,838	53.05	11,769,417	16,576,769	40.85
PAKISTAN	8,623,516	6,889,603	-20.11	5,834,521	4,513,091	-22.65
BANGLADESH	15,198,351	4,863,631	-68	3,672,249	1,650,093	-55.07
SRI LANKA	4,455,824	3,362,841	-24.53	1,531,333	1,282,100	-16.28
AFGHANISTAN	845,300	523,568	-38.06	445,175	342,613	-23.04
IRAQ	0	57,488	-	0	47,353	-
IRAN (ISLAMIC REPUBLIC OF)	3,742,524	2,285,461	-38.93	2,126,889	1,689,024	-20.59
SAUDI ARABIA	7,329,286	3,095,730	-57.76	3,358,004	1,561,950	-53.49
KUWAIT	1,511,751	1,174,019	-22.34	627,407	500,437	-20.24
JORDAN	2,437,879	1,381,612	-43.33	1,319,324	739,860	-43.92
LEBANON	9,389,012	841,778	-91.03	2,223,329	226,873	-89.8
PALESTINA	0	19,581	-	0	9,986	-
YEMEN	1,546,376	1,711,189	10.66	471,604	658,721	39.68
OMAN	197,355	93,470	-52.64	88,278	50,808	-42.45
SYRIA ARAB REPUBLIC	2,751,021	2,712,518	-1.4	2,775,737	2,539,492	-8.51
TURKEY	12,347,882	34,730,039	181.26	5,583,463	10,251,820	83.61
UNITED ARAB EMIRATES	10,435,570	7,894,794	-24.35	5,177,158	4,157,037	-19.7
QATAR	184,319	427,537	131.95	93,764	216,590	130.99
BAHRAIN	231,972	127,525	-45.03	87,755	42,590	-51.47
CYPRUS	281,309	177,554	-36.88	128,836	229,154	77.86
EGYPT	9,844,382	10,703,930	8.73	3,238,491	4,062,674	25.45
LIBYAN ARAB JAMAHIRIYA	257,226	180,670	-29.76	153,176	102,156	-33.31
MOROCCO	1,184,527	1,552,210	31.04	628,479	618,522	-1.58
TUNISIA	725,934	29,620	-95.92	218,336	14,628	-93.3
ALGERIA	1,207,188	1,557,259	29	618,283	649,968	5.12
SUDAN	4,164,500	5,544,871	33.15	1,298,785	1,822,163	40.3
ERITREA	16,080	0	-100	8,308	0	-100
NAMIBIA	434	435	0.23	761	941	23.65
ETHIOPIA	194	255,750	131729.9	1,067	42,235	3858.29
TANZANIA, UNITED REPUBLIC OF	200,450	43,889	-78.1	39,175	13,579	-65.34
MADAGASCAR	652,765	382,007	-41.48	178,356	142,112	-20.32
KENYA	4,773,843	4,547,867	-4.73	1,073,537	1,018,835	-5.1
REUNION	127,730	141,211	10.55	68,187	77,580	13.78
MOZAMBIQUE	1,303,043	2,182,461	67.49	315,829	485,339	53.67
BOTSWANA	131	41	-68.7	137	77	-43.8
EQUATORIAL GUINEA	0	51,371	-	0	15,079	-
TOGO	244,969	115,782	-52.74	78,279	49,051	-37.34
GHANA	1,412,440	777,712	-44.94	460,948	248,593	-46.07
LIBERIA	19,440	104,836	439.28	4,779	24,634	415.46
GUINEA	299,868	20,414	-93.19	111,427	32,053	-71.23
ANGOLA	1,827,368	1,485,584	-18.7	416,378	393,867	-5.41
CONGO	83,206	58,634	-29.53	12,181	19,376	59.07
CAMEROON	1,037,149	382,836	-63.09	210,983	124,916	-40.79
NIGERIA	1,750,364	1,371,423	-21.65	449,074	414,783	-7.64
GABON	151	158	4.64	259	483	86.49
COTE D'IVOIRE	542,040	309,947	-42.82	170,445	91,199	-46.49
SENEGAL	516,072	185,109	-64.13	165,006	113,173	-31.41
BENIN	204,805	194,640	-4.96	57,553	56,377	-2.04
GAMBIA	104,920	722	-99.31	41,585	1,023	-97.54
U.S. VIRGIN ISLANDS	636	214	-66.35	1,084	733	-32.38
SEYCHELLES	8,348	46,035	451.45	21,430	34,737	62.1
UGANDA	281,298	78,404	-72.13	93,497	30,526	-67.35
DJIBOUTI	362,270	251,262	-30.64	86,986	114,560	31.7
SOUTH AFRICA	21,269,806	16,844,052	-20.81	8,457,354	7,727,421	-8.63
ZIMBABWE	214,026	51,348	-76.01	122,384	21,822	-82.17
ZAMBIA	93,212	27,083	-70.94	63,465	19,019	-70.03
MALAWI	0	8,392	-	0	6,871	-
MAURITIUS	2,719,037	1,962,169	-27.84	1,168,017	630,876	-45.99
RWANDA	89,992	89,964	-0.03	25,188	24,615	-2.27
VIRGIN ISLANDS (BRITISH)	198	0	-100	1,136	0	-100
AUSTRALIA	38,929,449	42,137,527	8.24	18,724,185	21,447,016	14.54
NEW ZEALAND	12,003,051	19,443,252	61.99	4,254,682	6,282,614	47.66

TABEL 5. PERKEMBANGAN EKSPOR INDONESIA MENURUT KOMODITI DAN NEGARA TUJUAN

JENIS BARANG	BERAT BERSIH (KG)		PERUB	NILAI FOB (US \$)		PERUB
	JAN-SEP 2005	JAN-SEP 2006	%	JAN-SEP 2005	JAN-SEP 2006	%
(1)	(2)	(3)	(4)	(5)	(6)	(7)
MICRONESIA, FEDERATED STATES	341	222	-34.9	612	500	-18.3
GUAM	6,216	4,571	-26.46	23,653	7,127	-69.87
PALAU	157	1	-99.36	330	10	-96.97
NEW CALEDONIA	28,862	103,143	257.37	521,091	68,122	-86.93
NORTHERN MARIANA ISLANDS	0	618	-	0	15,806	-
SAINT VINCENT AND THE GRENADI	1,816	275	-84.86	1,468	306	-79.16
VANUATU	38,850	21,047	-45.82	23,888	18,086	-24.29
WALLIS AND FUTUNA ISLANDS	166	195	17.47	228	180	-21.05
AMERICAN SAMOA	1,674	19,468	1062.96	10,400	5,841	-43.84
COOK ISLANDS	405	783	93.33	1,299	4,515	247.58
FIJI	706,662	290,962	-58.83	363,927	146,010	-59.88
MARSHALL ISLANDS	6,512	186	-97.14	49,822	455	-99.09
SAMOA	11,539	252,672	2089.72	9,199	104,858	1039.88
SOLOMON ISLANDS	0	8,946	-	0	9,352	-
TONGA	7,848	6,179	-21.27	12,301	3,898	-68.31
CHRISTMAS ISLANDS	28	0	-100	50	0	-100
EAST TIMOR	162,722	98,159	-39.68	94,648	43,002	-54.57
UNITED STATES	31,179,547	30,987,925	-0.61	20,862,558	20,974,047	0.53
CANADA	10,205,973	6,987,304	-31.54	3,944,431	2,616,769	-33.66
MEXICO	2,883,769	3,416,237	18.46	1,237,857	1,472,653	18.97
GUATEMALA	2,233,188	1,011,797	-54.69	729,533	461,298	-36.77
HONDURAS	359,808	305,702	-15.04	144,699	109,831	-24.1
NICARAGUA	156,361	23,123	-85.21	43,233	8,553	-80.22
PANAMA	4,181,469	2,568,314	-38.58	1,817,341	1,110,619	-38.89
SURINAME	84,769	52,937	-37.55	43,612	19,082	-56.25
CHILE	3,073,020	4,188,026	36.28	1,549,296	1,858,756	19.97
VENEZUELA	114,685	2,515	-97.81	41,342	4,688	-88.66
ARGENTINA	765,927	830,368	8.41	806,104	419,639	-47.94
BRAZIL	3,060,667	2,791,867	-8.78	1,283,656	1,086,740	-15.34
COLOMBIA	691,320	484,123	-29.97	497,571	332,489	-33.18
BOLIVIA	32,713	134	-99.59	9,471	178	-98.12
URUGUAY	555,753	192,386	-65.38	314,422	86,014	-72.64
ECUADOR	3,081,199	1,962,104	-36.32	1,165,153	764,824	-34.36
PERU	2,472,342	2,941,060	18.96	905,376	1,161,059	28.24
GUYANA	45,419	45,707	0.63	12,074	20,178	67.12
TRINIDAD AND TOBAGO	1,370,614	1,162,525	-15.18	453,772	394,955	-12.96
BAHAMAS	2,314	730	-68.45	8,100	2,058	-74.59
JAMAICA	723,756	385,676	-46.71	242,494	125,859	-48.1
PUERTO RICO	1,061,811	1,091,831	2.83	692,356	694,773	0.35
BELIZE	9,580	8,823	-7.9	10,613	9,287	-12.49
DOMINICAN REPUBLIC	536,544	1,039,222	93.69	212,862	401,773	88.75
EL SALVADOR	378,332	297,715	-21.31	113,145	89,714	-20.71
COSTA RICA	218,065	186,042	-14.69	96,310	69,152	-28.2
HAITI	277,138	155,083	-44.04	68,167	55,938	-17.94
BARBADOS	311,660	453,615	45.55	94,969	191,816	101.98
ANTIGUA AND BARBUDA	323	1,331	312.07	1,120	617	-44.91
ANGUILLA	411	39	-90.51	1,812	808	-55.41
ARUBA	3,462	22,155	539.95	7,060	7,302	3.43
BERMUDA	96	0	-100	746	0	-100
CAPE VERDE	86,292	0	-100	25,313	0	-100
CAYMAN ISLANDS	469	0	-100	483	0	-100
DOMINICA	488	18,204	3630.33	1,440	11,648	708.89
FALKLAND ISLANDS (MALVINAS)	0	586	-	0	2,185	-
FRENCH GUIANA	0	193	-	0	397	-
FRENCH POLYNESIA	54,865	20,338	-62.93	38,646	39,232	1.52
GRENADA	22,720	0	-100	6,568	0	-100
MARTINIQUE	879	228	-74.06	1,235	708	-42.67
NETHERLANDS ANTILLES	89,442	46,341	-48.19	33,532	18,293	-45.45
SAINT LUCIA	26,573	116,841	339.7	37,315	43,189	15.74
TURKS AND CAICOS ISLANDS	0	1,634	-	0	4,229	-
GUADELOUPE	3,579	20,396	469.88	7,349	12,490	69.96
SAINT KITTS AND NEVIS	4	14	250	39	24	-38.46
UNITED KINGDOM	6,065,047	1,875,713	-69.07	4,832,629	2,361,278	-51.14
NETHERLANDS	1,095,510	1,181,983	7.89	1,076,556	1,087,981	1.06
FRANCE	1,350,345	1,201,763	-11	1,254,080	1,361,734	8.58
GERMANY, FED. REP. OF	1,092,952	1,389,339	27.12	1,505,806	2,040,936	35.54
AUSTRIA	4,391	43,070	880.87	36,130	33,823	-6.39
BELGIUM	828,388	552,215	-33.34	987,936	727,922	-26.32
SWITZERLAND	12,962	22,047	70.09	60,076	80,168	33.44
DENMARK	487,678	316,597	-35.08	250,565	143,438	-42.75
NORWAY	183,787	134,387	-26.88	129,564	85,816	-33.77
SWEDEN	325,866	59,653	-81.69	196,046	59,660	-69.57
FINLAND	87,484	64,782	-25.95	60,194	38,241	-36.47

TABEL 5. PERKEMBANGAN EKSPOR INDONESIA MENURUT KOMODITI DAN NEGARA TUJUAN

JENIS BARANG	BERAT BERSIH (KG)		PERUB	NILAI FOB (US \$)		PERUB
	JAN-SEP 2005	JAN-SEP 2006	%	JAN-SEP 2005	JAN-SEP 2006	%
(1)	(2)	(3)	(4)	(5)	(6)	(7)
IRELAND	189,620	244,294	28.83	189,970	208,543	9.78
ITALY	6,518,875	1,055,908	-83.8	8,953,349	1,114,139	-87.56
SPAIN	25,304,611	16,896,928	-33.23	6,440,840	4,622,289	-28.23
PORTUGAL	981,430	586,546	-40.24	531,497	272,812	-48.67
ICELAND	94	0	-100	107	0	-100
GREECE	2,277,263	1,288,626	-43.41	789,467	564,568	-28.49
CZECHOSLOVAKIA	203,325	111,483	-45.17	71,895	38,360	-46.64
HUNGARY	114,398	307,064	168.42	107,223	158,548	47.87
POLAND	2,067,454	3,217,228	55.61	1,075,504	1,773,449	64.89
ROMANIA	213,193	28,596	-86.59	126,232	20,383	-83.85
BULGARIA	169,997	91,528	-46.16	80,022	44,495	-44.4
YUGOSLAVIA	177	89	-49.72	461	190	-58.79
ALBANIA	73,269	92,836	26.71	28,402	50,166	76.63
KAZAKHSTAN	0	19,666	-	0	23,075	-
UKRAINE	124,990	683,071	446.5	147,144	698,346	374.6
LITHUANIA	18,065	136,556	655.91	24,388	117,465	381.65
LATVIA	13,909	510	-96.33	8,165	205	-97.49
ESTONIA	36,313	2,600	-92.84	24,256	5,848	-75.89
GEORGIA	0	51	-	0	245	-
CROATIA	98,122	209,928	113.95	62,562	136,730	118.55
BOSNIA AND HERZEGOVINA	247,317	406,373	64.31	159,768	264,024	65.25
MALTA	6,375	10,620	66.59	16,441	9,717	-40.9
SLOVAKIA	78,325	61	-99.92	36,092	148	-99.59
SLOVENIA	159	22,814	14248.43	274	12,496	4460.58
CZECH REPUBLIC	509,887	793,264	55.58	302,729	449,250	48.4
RUSSIA FEDERATION	1,092,207	1,345,590	23.2	1,264,051	1,178,729	-6.75
KERTAS DAN BARANG DARI KERTAS	2,412,688,934	2,872,384,373	19.05	1,754,246,241	2,150,353,767	22.58
JAPAN	270,388,123	285,974,458	5.76	233,740,735	247,662,797	5.96
HONG KONG	122,204,164	119,615,882	-2.12	80,600,759	84,690,768	5.07
KOREA, DEMOCRATIC PEOPLE'S REPUBLIC OF	51,865	3,529	-93.2	44,480	6,908	-84.47
KOREA, REPUBLIC OF	72,967,806	82,151,732	12.59	49,611,916	59,949,229	20.84
TAIWAN	117,213,704	133,220,429	13.66	59,321,421	77,612,880	30.83
CHINA	223,111,386	233,487,719	4.65	133,076,527	154,695,198	16.25
MONGOLIA	50,230	43	-99.91	71,753	10	-99.99
MACAU	27	1	-96.3	116	1	-99.14
PAPUA NEW GUINEA	2,193,286	2,004,615	-8.6	1,882,558	1,955,151	3.86
THAILAND	63,610,104	63,099,224	-0.8	48,841,934	51,396,369	5.23
SINGAPORE	124,579,533	147,461,775	18.37	79,298,967	98,097,423	23.71
PHILIPPINES	61,861,709	68,316,035	10.43	40,332,808	46,056,819	14.19
MALAYSIA	237,686,443	290,329,613	22.15	152,580,257	196,090,301	28.52
MYANMAR (FORM. BURMA)	22,918,670	24,522,213	7	14,627,646	15,447,308	5.6
CAMBODIA	5,500,284	10,392,842	88.95	4,088,461	6,922,537	69.32
BRUNEI DARUSSALAM	348,551	784,842	125.17	521,981	1,007,839	93.08
LAO PEOPLE'S DEMOCRATIC REPUBLIC	27,317	22,353	-18.17	81,869	53,575	-34.56
NEPAL	71,782	131,123	82.67	26,231	750,915	2762.7
VIET NAM	78,247,484	106,515,222	36.13	49,471,460	70,535,177	42.58
MALDIVES	419,483	661,506	57.7	746,057	762,229	2.17
INDIA	39,667,477	51,111,632	28.85	23,551,398	32,671,581	38.72
PAKISTAN	34,791,937	60,491,597	73.87	24,720,533	45,976,287	85.98
BANGLADESH	13,903,688	20,527,625	47.64	10,211,222	14,661,595	43.58
SRI LANKA	45,779,846	56,712,493	23.88	22,967,285	32,403,764	41.09
AFGHANISTAN	47,880	212,673	344.18	65,230	299,510	359.16
IRAQ	19,234	28,413	47.72	30,346	45,574	50.18
IRAN (ISLAMIC REPUBLIC OF)	106,462,208	87,459,835	-17.85	67,460,670	61,218,713	-9.25
SAUDI ARABIA	68,023,053	90,146,742	32.52	53,001,380	59,288,581	11.86
KUWAIT	10,323,054	10,156,368	-1.61	9,073,190	8,812,793	-2.87
JORDAN	11,784,251	14,013,293	18.92	9,738,679	11,172,747	14.73
LEBANON	3,109,545	2,356,033	-24.23	2,791,824	2,136,907	-23.46
YEMEN	6,193,772	13,735,221	121.76	5,799,826	10,471,633	80.55
OMAN	3,246,123	4,159,328	28.13	2,960,552	3,623,467	22.39
SYRIA ARAB REPUBLIC	7,782,810	7,768,075	-0.19	6,182,624	6,269,650	1.41
TURKEY	26,517,779	31,845,348	20.09	19,539,769	24,290,751	24.31
UNITED ARAB EMIRATES	57,557,007	63,321,994	10.02	48,850,269	53,890,653	10.32
QATAR	4,607,012	5,277,673	14.56	4,060,572	5,022,554	23.69
BAHRAIN	5,004,868	5,178,322	3.47	4,385,693	4,707,060	7.33
CYPRUS	3,332,206	2,574,799	-22.73	2,754,888	2,143,051	-22.21
EGYPT	38,423,669	26,322,893	-31.49	27,215,533	18,155,897	-33.29
LIBYAN ARAB JAMAHIRIYA	600,982	1,703,884	183.52	638,321	1,609,847	152.2
MOROCCO	809,306	509,186	-37.08	743,219	511,979	-31.11
TUNISIA	88	35,321	40037.5	105	138,083	131407.62
ALGERIA	2,012,133	124,892	-93.79	2,066,097	58,963	-97.15
SUDAN	7,657,276	12,123,937	58.33	6,020,685	8,542,857	41.89

TABEL 5. PERKEMBANGAN EKSPOR INDONESIA MENURUT KOMODITI DAN NEGARA TUJUAN

JENIS BARANG	BERAT BERSIH (KG)		PERUB	NILAI FOB (US \$)		PERUB
	JAN-SEP 2005	JAN-SEP 2006	%	JAN-SEP 2005	JAN-SEP 2006	%
(1)	(2)	(3)	(4)	(5)	(6)	(7)
ERITREA	162,632	74,195	-54.38	119,452	54,578	-54.31
NAMIBIA	16,181	3	-99.98	11,569	13	-99.89
ETHIOPIA	577,970	766,254	32.58	340,195	434,134	27.61
TANZANIA, UNITED REPUBLIC OF	1,485,318	3,334,686	124.51	1,207,318	2,163,394	79.19
MADAGASCAR	2,404,831	2,000,915	-16.8	2,313,218	2,070,502	-10.49
SOMALIA	0	47,045	-	0	897,247	-
KENYA	6,733,214	6,593,202	-2.08	5,189,605	5,423,340	4.5
REUNION	822,938	1,338,491	62.65	701,721	1,124,043	60.18
MOZAMBIQUE	904,692	1,511,871	67.11	718,970	1,279,855	78.01
EQUATORIAL GUINEA	36,513	53,910	47.65	27,804	51,552	85.41
TOGO	4,382,677	6,714,773	53.21	4,172,420	5,930,028	42.12
GHANA	5,120,834	6,870,715	34.17	4,160,469	5,337,738	28.3
LIBERIA	228,918	219,227	-4.23	178,924	205,545	14.88
GUINEA	1,715,178	2,540,748	48.13	1,517,142	1,921,277	26.64
ANGOLA	467,174	709,787	51.93	381,554	496,563	30.14
CONGO	2,318,498	2,040,778	-11.98	2,079,021	1,820,217	-12.45
CAMEROON	1,638,447	2,867,084	74.99	1,508,788	2,408,168	59.61
NIGERIA	23,108,318	41,895,819	81.3	17,771,690	31,016,900	74.53
SIERRA LEONE	274,869	310,039	12.8	221,880	183,225	-17.42
GABON	403,748	428,809	6.21	371,288	396,100	6.68
COTE D'IVOIRE	821,609	1,662,661	102.37	849,935	1,407,188	65.56
SENEGAL	829,755	832,676	0.35	717,358	704,794	-1.75
MAURITANIA	628,000	1,116,307	77.76	602,508	1,032,650	71.39
MALI	135,121	46,762	-65.39	460,350	32,025	-93.04
BENIN	1,463,421	1,694,523	15.79	1,064,188	1,499,220	40.88
BURKINA FASO	15,225	229,177	1405.27	12,276	175,518	1329.77
GAMBIA	314,220	205,968	-34.45	269,553	165,180	-38.72
U.S. VIRGIN ISLANDS	0	281	-	0	965	-
SEYCHELLES	41,575	51,238	23.24	78,873	106,802	35.41
UGANDA	73,233	364,528	397.76	26,470	260,381	883.68
CENTRAL AFRICAN REPUBLIC	72,454	962	-98.67	90,289	1,378	-98.47
CHAD	0	6,560	-	0	12,400	-
DJIBOUTI	11,631,478	16,194,697	39.23	8,967,682	13,459,606	50.09
SAINT HELENA	1	5	400	1	5	400
SAO TOME AND PRINCIPE	0	34,110	-	0	39,416	-
SOUTH AFRICA	18,492,395	35,454,694	91.73	14,917,742	24,009,275	60.94
ZIMBABWE	1,315,384	1,020,586	-22.41	1,042,523	787,105	-24.5
ZAMBIA	0	37,924	-	0	27,685	-
MALAWI	20,933	308,098	1371.83	29,434	233,385	692.91
COMOROS	56,979	55,396	-2.78	48,885	55,489	13.51
MAURITIUS	9,404,248	16,048,647	70.65	4,630,583	8,919,155	92.61
RWANDA	113,700	20,124	-82.3	20,250	37,173	83.57
ZAIRE	38,033	6,255	-83.55	27,125	8,458	-68.82
VIRGIN ISLANDS (BRITISH)	14,841	0	-100	10,764	0	-100
AUSTRALIA	139,171,293	148,647,160	6.81	114,051,413	129,598,352	13.63
NEW ZEALAND	30,518,629	33,851,350	10.92	22,660,832	26,036,296	14.9
MICRONESIA, FEDERATED STATES	556	387	-30.4	1,800	1,015	-43.61
GUAM	36,650	44,982	22.73	27,256	77,622	184.79
PALAU	15	96	540	82	1,799	2093.9
NAURU	0	12,340	-	0	14,767	-
NEW CALEDONIA	272,471	720,900	164.58	204,441	528,111	158.32
NORTHERN MARIANA ISLANDS	2,752	25,951	842.99	3,902	23,846	511.12
SAINT VINCENT AND THE GRENADI	776	0	-100	797	0	-100
VANUATU	57,431	61,975	7.91	73,896	79,677	7.82
WALLIS AND FUTUNA ISLANDS	7,102	1,010	-85.78	3,604	519	-85.6
BRITISH INDIAN OCEAN TERRITOR'	514,834	0	-100	335,225	0	-100
OTH.OCEANIA	0	7,997	-	0	7,115	-
AMERICAN SAMOA	67,274	61,583	-8.46	138,917	138,930	0.01
COOK ISLANDS	6,979	17,713	153.8	10,161	31,909	214.03
FIJI	1,505,041	2,275,714	51.21	1,185,589	1,832,078	54.53
KIRIBATI	18,937	0	-100	14,771	0	-100
SAMOA	47,785	53,709	12.4	97,829	54,770	-44.01
SOLOMON ISLANDS	89,562	37,442	-58.19	98,536	45,345	-53.98
TONGA	62,555	73,724	17.85	40,664	48,641	19.62
TUVALU	190	0	-100	816	0	-100
EAST TIMOR	39,023	12,030	-69.17	26,459	9,936	-62.45
UNITED STATES	98,771,726	191,141,634	93.52	93,532,551	164,801,471	76.2
CANADA	29,079,245	40,535,993	39.4	23,001,455	32,965,300	43.32
MEXICO	363,711	1,556,104	327.84	410,121	1,452,928	254.27
GUATEMALA	565,431	2,735,232	383.74	487,568	2,010,179	312.29
HONDURAS	55,503	285,365	414.14	53,886	218,026	304.61
NICARAGUA	966,804	1,264,899	30.83	419,599	778,768	85.6
PANAMA	787,891	1,218,526	54.66	698,971	974,861	39.47

TABEL 5. PERKEMBANGAN EKSPOR INDONESIA MENURUT KOMODITI DAN NEGARA TUJUAN

JENIS BARANG	BERAT BERSIH (KG)		PERUB	NILAI FOB (US \$)		PERUB
	JAN-SEP 2005	JAN-SEP 2006	%	JAN-SEP 2005	JAN-SEP 2006	%
(1)	(2)	(3)	(4)	(5)	(6)	(7)
CUBA	39,138	171,698	338.7	37,634	132,560	252.23
CURACAO	0	23,681	-	0	15,932	-
SURINAME	30,748	143,757	367.53	32,177	156,386	386.02
CHILE	1,166,173	1,239,887	6.32	1,368,052	1,380,018	0.87
VENEZUELA	2,051,131	2,106,591	2.7	1,720,172	2,161,584	25.66
ARGENTINA	1,202,334	1,312,501	9.16	1,376,205	1,485,070	7.91
BRAZIL	1,318,537	14,298,604	984.43	1,131,427	11,193,239	889.3
COLOMBIA	2,617,629	2,355,566	-10.01	2,386,573	2,530,207	6.02
BOLIVIA	604	270	-55.3	740	702	-5.14
URUGUAY	48,608	169,454	248.61	60,905	174,476	186.47
PARAGUAY	160,849	228,529	42.08	211,688	288,419	36.25
ECUADOR	1,893,230	1,817,392	-4.01	1,873,658	2,148,139	14.65
PERU	1,871,239	2,839,079	51.72	1,990,872	2,984,487	49.91
GUYANA	14,452	12,169	-15.8	29,610	22,920	-22.59
TRINIDAD AND TOBAGO	59,406	394,498	564.07	30,857	279,167	804.71
BAHAMAS	24,067	1,015	-95.78	15,669	2,348	-85.01
JAMAICA	58,510	184,944	216.09	61,172	188,545	208.22
PUERTO RICO	290,890	577,000	98.36	318,088	449,894	41.44
BELIZE	5,590	3,036	-45.69	8,363	13,077	56.37
DOMINICAN REPUBLIC	613,071	568,643	-7.25	497,174	512,063	2.99
EL SALVADOR	717,900	3,043,070	323.88	548,850	1,998,646	264.15
COSTA RICA	279,078	3,145,243	1027.01	251,728	2,046,441	712.96
HAITI	731,564	500,402	-31.6	677,823	625,835	-7.67
BARBADOS	115	33,430	28969.57	123	26,857	21734.96
ANTIGUA AND BARBUDA	346	2,997	766.18	415	9,705	2238.55
ANGUILLA	4	238	5850	2	103	5050
ARUBA	23	55	139.13	54	1,455	2594.44
CAYMAN ISLANDS	0	1	-	0	4	-
DOMINICA	25,825	0	-100	19,826	0	-100
FALKLAND ISLANDS (MALVINAS)	15,732	1	-99.99	10,194	1	-99.99
FRENCH GUIANA	0	1,225	-	0	1,385	-
FRENCH POLYNESIA	171,183	576,931	237.03	176,333	554,487	214.45
GRENADA	31,215	0	-100	31,837	0	-100
MARTINIQUE	210	255	21.43	292	1,528	423.29
NETHERLANDS ANTILLES	41,909	1,172	-97.2	42,222	4,831	-88.56
GADELOUPE	150,755	76,894	-48.99	141,019	63,472	-54.99
SAINT KITTS AND NEVIS	0	2,115	-	0	3,536	-
UNITED KINGDOM	15,747,094	20,730,538	31.65	18,483,356	21,003,939	13.64
NETHERLANDS	7,702,056	9,032,213	17.27	8,885,562	9,873,928	11.12
FRANCE	2,504,891	3,039,447	21.34	3,363,274	4,447,697	32.24
GERMANY, FED. REP. OF	4,166,589	2,915,596	-30.02	6,549,440	5,608,065	-14.37
AUSTRIA	14,873	1,708,787	11389.19	29,740	1,146,107	3753.76
BELGIUM	18,505,308	22,602,224	22.14	16,999,384	20,005,955	17.69
SWITZERLAND	360,526	74,795	-79.25	270,068	498,832	84.71
LUXEMBOURG	0	1	-	0	110	-
DENMARK	1,049,708	838,636	-20.11	2,363,362	1,756,329	-25.69
NORWAY	342,635	541,780	58.12	956,539	968,349	1.23
SWEDEN	583,449	625,642	7.23	1,249,439	1,400,961	12.13
FINLAND	266,469	477,503	79.2	478,899	909,160	89.84
IRELAND	1,659,044	1,268,717	-23.53	1,844,450	1,622,244	-12.05
ITALY	12,054,570	19,629,362	62.84	9,699,430	15,949,231	64.43
SPAIN	13,067,226	13,842,071	5.93	12,754,631	13,196,824	3.47
PORTUGAL	34,126	36,171	5.99	87,693	133,793	52.57
ICELAND	0	13,808	-	0	13,602	-
GREECE	5,896,785	9,993,969	69.48	5,009,772	8,129,675	62.28
LIECHTENSTEIN	172,013	185,823	8.03	434,175	497,395	14.56
CZECHOSLOVAKIA	230,579	1,591,190	590.08	196,797	1,353,399	587.71
HUNGARY	4,966	15,139	204.85	3,990	23,384	486.07
POLAND	282,284	223,565	-20.8	424,671	399,681	-5.88
ROMANIA	64,619	273,028	322.52	131,556	260,495	98.01
BULGARIA	26,032	95,372	266.36	27,434	114,557	317.57
YUGOSLAVIA	38,498	1,429	-96.29	28,103	2,659	-90.54
ALBANIA	0	109,526	-	0	104,608	-
ARMENIA	50,105	0	-100	26,462	0	-100
AZERBAIJAN	11,798	730	-93.81	61,053	6,750	-88.94
BELARUS	4,683	0	-100	2,310	0	-100
KAZAKHSTAN	223	24	-89.24	2,641	38	-98.56
KYRGYZSTAN	16,393	87,320	432.67	11,223	62,178	454.02
UKRAINE	3,301,883	1,853,838	-43.86	3,824,189	2,135,257	-44.16
UZBEKISTAN	18,722	0	-100	7,987	0	-100
LITHUANIA	1,093,911	966,199	-11.67	1,179,827	1,053,777	-10.68
LATVIA	223,663	380,683	70.2	231,390	385,589	66.64
ESTONIA	61,198	23,125	-62.21	80,669	25,006	-69

TABEL 5. PERKEMBANGAN EKSPOR INDONESIA MENURUT KOMODITI DAN NEGARA TUJUAN

JENIS BARANG	BERAT BERSIH (KG)		PERUB	NILAI FOB (US \$)		PERUB
	JAN-SEP 2005	JAN-SEP 2006	%	JAN-SEP 2005	JAN-SEP 2006	%
(1)	(2)	(3)	(4)	(5)	(6)	(7)
GEORGIA	605,223	1,787,150	195.29	472,341	1,242,294	163.01
CROATIA	307,205	133,658	-56.49	310,744	119,307	-61.61
BOSNIA AND HERZEGOVINA	0	1,814	-	0	1,300	-
MALTA	210,619	434,172	106.14	171,443	373,081	117.61
SLOVAKIA	0	134	-	0	1,358	-
SLOVENIA	695,649	728,323	4.7	619,940	631,939	1.94
CZECH REPUBLIC	40,543	19,278	-52.45	31,107	57,711	85.52
RUSSIA FEDERATION	3,235,835	3,322,171	2.67	3,650,592	3,639,820	-0.3
-GLISEROL DAN LARUTAN ALKALI	18,659,260	12,963,340	-30.53	9,259,493	3,844,437	-58.48
JAPAN	4,267,800	4,763,434	11.61	1,731,615	1,332,902	-23.03
KOREA, REPUBLIC OF	1,143,845	258,630	-77.39	716,387	152,257	-78.75
TAIWAN	724,316	100,000	-86.19	498,412	59,130	-88.14
CHINA	2,543,770	4,876,320	91.7	1,412,974	829,237	-41.31
THAILAND	220,000	408	-99.81	141,260	1,300	-99.08
SINGAPORE	20,340	0	-100	7,933	0	-100
PHILIPPINES	1,294,920	677,698	-47.66	520,335	212,910	-59.08
MALAYSIA	4,000	20,000	400	2,655	12,132	356.95
INDIA	0	201,920	-	0	28,268	-
BANGLADESH	20,000	20,000	0	15,750	12,560	-20.25
IRAN (ISLAMIC REPUBLIC OF)	131,740	0	-100	48,922	0	-100
SAUDI ARABIA	140,000	380,000	171.43	88,000	224,800	155.45
JORDAN	140,000	140,000	0	85,348	80,500	-5.68
YEMEN	0	20,000	-	0	12,000	-
TURKEY	0	20,000	-	0	11,586	-
UNITED ARAB EMIRATES	100,000	80,000	-20	79,700	45,600	-42.79
EGYPT	180,000	100,000	-44.44	121,997	54,500	-55.33
TUNISIA	20,000	0	-100	14,500	0	-100
SUDAN	480,000	700,000	45.83	288,000	418,000	45.14
ETHIOPIA	60,000	0	-100	36,000	0	-100
TANZANIA, UNITED REPUBLIC OF	40,000	0	-100	27,861	0	-100
KENYA	60,000	0	-100	64,000	0	-100
GHANA	40,000	60,000	50	44,000	31,200	-29.09
CAMEROON	80,000	0	-100	79,000	0	-100
SOUTH AFRICA	1,011,675	40,000	-96.05	263,036	25,420	-90.34
AUSTRALIA	240,650	40,000	-83.38	156,205	25,771	-83.5
NEW ZEALAND	40,000	20,000	-50	27,000	11,400	-57.78
UNITED STATES	5,314,886	208,780	-96.07	2,540,898	120,717	-95.25
CANADA	201,318	216,150	7.37	143,267	129,816	-9.39
BRAZIL	20,000	20,000	0	11,960	12,431	3.94
PARAGUAY	20,000	0	-100	15,327	0	-100
RUSSIA FEDERATION	100,000	0	-100	77,151	0	-100
-MARGARIN DAN LEMAK LAINNYA	198,678,469	213,426,759	7.42	92,325,418	105,405,826	14.17
JAPAN	308,458	310,744	0.74	216,599	230,406	6.37
HONG KONG	15,276,567	10,716,877	-29.85	5,351,483	4,037,810	-24.55
KOREA, REPUBLIC OF	1,063,729	165,343	-84.46	610,764	96,411	-84.21
TAIWAN	342,878	466,287	35.99	173,848	243,655	40.15
CHINA	5,220,184	30,434,405	483.01	2,113,018	12,877,333	509.43
PAPUA NEW GUINEA	1,069,562	752,058	-29.69	581,528	448,846	-22.82
THAILAND	43,200	41,928	-2.94	16,150	21,221	31.4
SINGAPORE	190,211	360,789	89.68	151,583	194,686	28.44
PHILIPPINES	3,355,925	2,766,418	-17.57	1,400,526	1,273,182	-9.09
MALAYSIA	110,277	106,231	-3.67	132,757	79,152	-40.38
MYANMAR (FORM. BURMA)	897,798	442,082	-50.76	508,688	244,264	-51.98
CAMBODIA	21,600	43,200	100	9,180	19,116	108.24
VIET NAM	5,694,850	11,183,554	96.38	2,370,818	4,686,346	97.67
MALDIVES	24,222	30,422	25.6	19,449	19,722	1.4
INDIA	153,186	876,512	472.19	60,099	386,684	543.41
SRI LANKA	11,402,570	11,775,940	3.27	4,980,918	5,213,277	4.66
IRAQ	76,397,882	59,464,899	-22.16	37,162,932	31,924,771	-14.1
IRAN (ISLAMIC REPUBLIC OF)	397,440	4,945	-98.76	200,703	4,900	-97.56
SAUDI ARABIA	2,993,889	1,861,663	-37.82	1,370,872	888,068	-35.22
KUWAIT	142,149	66,300	-53.36	93,212	49,472	-46.93
JORDAN	19,447	0	-100	9,571	0	-100
OMAN	160,599	60,290	-62.46	74,336	27,678	-62.77
SYRIA ARAB REPUBLIC	445,000	1,398,000	214.16	212,479	653,842	207.72
TURKEY	350,000	1,516,200	333.2	163,903	757,709	362.29
UNITED ARAB EMIRATES	256,991	260,910	1.52	188,679	126,246	-33.09
QATAR	40,500	40,500	0	18,225	17,618	-3.33
BAHRAIN	40,500	60,630	49.7	17,820	27,424	53.89
CYPRUS	40,500	19,500	-51.85	17,010	8,327	-51.05
EGYPT	2,312,200	1,353,600	-41.46	1,016,976	651,612	-35.93

TABEL 5. PERKEMBANGAN EKSPOR INDONESIA MENURUT KOMODITI DAN NEGARA TUJUAN

JENIS BARANG	BERAT BERSIH (KG)		PERUB	NILAI FOB (US \$)		PERUB
	JAN-SEP 2005	JAN-SEP 2006	%	JAN-SEP 2005	JAN-SEP 2006	%
(1)	(2)	(3)	(4)	(5)	(6)	(7)
ALGERIA	4,890,799	6,578,421	34.51	2,238,586	3,072,071	37.23
SUDAN	1,136,529	776,148	-31.71	518,429	394,774	-23.85
ETHIOPIA	460,800	584,660	26.88	200,228	274,453	37.07
TANZANIA, UNITED REPUBLIC OF	289,499	718,228	148.09	130,996	347,567	165.33
KENYA	20,000	0	-100	14,600	0	-100
MOZAMBIQUE	514,302	1,820,082	253.89	245,010	915,063	273.48
EQUATORIAL GUINEA	49,337	15,840	-67.89	28,317	9,504	-66.44
TOGO	759,787	1,053,362	38.64	389,234	568,683	46.1
GHANA	5,134,681	5,213,940	1.54	2,552,629	2,639,971	3.42
LIBERIA	309,200	438,479	41.81	163,467	247,632	51.49
GUINEA	78,670	50,214	-36.17	39,685	28,606	-27.92
ANGOLA	4,124,505	7,258,376	75.98	2,003,718	3,680,023	83.66
CONGO	1,431,182	734,553	-48.68	726,884	387,408	-46.7
CAMEROON	130,368	168,223	29.04	59,621	101,371	70.03
NIGERIA	1,260,528	2,269,911	80.08	593,362	1,123,465	89.34
SIERRA LEONE	428,619	240,064	-43.99	210,077	120,943	-42.43
GABON	49,279	48,544	-1.49	27,928	28,510	2.08
COTE D'IVOIRE	430,200	160,000	-62.81	195,154	71,400	-63.41
SENEGAL	280,566	237	-99.92	151,225	4,808	-96.82
MAURITANIA	0	16	-	0	10	-
BENIN	5,192,718	8,856,839	70.56	2,517,428	4,231,804	68.1
GAMBIA	31,607	112,259	255.17	15,034	63,338	321.3
DJIBOUTI	576,798	491,680	-14.76	256,478	236,477	-7.8
SAINT HELENA	20,000	0	-100	11,000	0	-100
SAO TOME AND PRINCIPE	152,622	122,312	-19.86	87,777	73,030	-16.8
SOUTH AFRICA	1,530,764	3,372,310	120.3	729,001	3,140,295	330.77
MALAWI	53,840	72,967	35.53	27,060	39,558	46.19
MAURITIUS	0	13,673	-	0	9,295	-
ZAIRE	0	53,184	-	0	28,778	-
AUSTRALIA	537,147	765,694	42.55	264,286	366,535	38.69
NEW ZEALAND	2,124,665	2,560,436	20.51	1,292,638	1,477,826	14.33
MICRONESIA, FEDERATED STATES	0	5,475	-	0	2,464	-
NEW CALEDONIA	15,000	0	-100	12,915	0	-100
VANUATU	1,428	1,802	26.19	1,288	1,473	14.36
FIJI	20,000	20,001	0.01	9,200	9,901	7.62
KIRIBATI	0	11,099	-	0	8,918	-
SOLOMON ISLANDS	16,627	15,711	-5.51	33,943	17,181	-49.38
TONGA	41,036	0	-100	18,913	0	-100
EAST TIMOR	107,975	29,276	-72.89	94,693	20,084	-78.79
UNITED STATES	12,581	79,113	528.83	20,175	76,358	278.48
CANADA	81,600	40,500	-50.37	52,224	20,655	-60.45
SURINAME	0	30,475	-	0	28,700	-
CHILE	80,000	0	-100	35,200	0	-100
GUYANA	38,779	40,958	5.62	16,769	18,737	11.74
TRINIDAD AND TOBAGO	0	500,507	-	0	250,886	-
JAMAICA	1,431,536	1,944,563	35.84	595,819	850,159	42.69
COSTA RICA	0	140,147	-	0	70,224	-
BARBADOS	0	120,126	-	0	61,866	-
UNITED KINGDOM	0	110	-	0	320	-
NETHERLANDS	2,032,079	1,515,840	-25.4	713,038	511,962	-28.2
GERMANY, FED. REP. OF	210,000	716,000	240.95	92,400	322,290	248.8
SWITZERLAND	50,000	0	-100	22,000	0	-100
FINLAND	0	14,457	-	0	7,560	-
ITALY	200	0	-100	86	0	-100
SPAIN	0	38,000	-	0	18,240	-
PORTUGAL	1,412	0	-100	2,030	0	-100
GREECE	19,799	43,029	117.33	10,247	21,278	107.65
CZECHOSLOVAKIA	1,636,100	780,088	-52.32	827,908	416,276	-49.72
HUNGARY	299,720	190,800	-36.34	125,012	85,096	-31.93
POLAND	102,000	133,500	30.88	48,205	67,685	40.41
ROMANIA	1,100,999	1,730,480	57.17	467,000	779,081	66.83
BULGARIA	42,000	520,000	1138.1	18,900	228,800	1110.58
KAZAKHSTAN	86,000	0	-100	41,360	0	-100
UKRAINE	6,660,967	2,597,123	-61.01	3,568,907	2,249,604	-36.97
UZBEKISTAN	84,000	0	-100	35,280	0	-100
LITHUANIA	42,000	0	-100	20,379	0	-100
ESTONIA	0	22,500	-	0	11,194	-
GEORGIA	0	18,809	-	0	11,224	-
SLOVENIA	190,000	265,000	39.47	90,600	120,755	33.28
CZECH REPUBLIC	81,000	81,000	0	35,438	39,488	11.43
RUSSIA FEDERATION	23,422,305	20,649,391	-11.84	10,381,511	10,184,391	-1.9
-SABUN MANDI DAN CUCI	348,510,485	357,741,708	2.65	248,991,915	256,222,694	2.9

TABEL 5. PERKEMBANGAN EKSPOR INDONESIA MENURUT KOMODITI DAN NEGARA TUJUAN

JENIS BARANG	BERAT BERSIH (KG)		PERUB	NILAI FOB (US \$)		PERUB
	JAN-SEP 2005	JAN-SEP 2006	%	JAN-SEP 2005	JAN-SEP 2006	%
(1)	(2)	(3)	(4)	(5)	(6)	(7)
JAPAN	10,135,822	9,078,535	-10.43	8,402,841	8,451,349	0.58
HONG KONG	5,911,434	3,760,204	-36.39	4,102,233	2,921,774	-28.78
KOREA, DEMOCRATIC PEOPLE'S RI	101,664	24,470	-75.93	88,839	24,449	-72.48
KOREA, REPUBLIC OF	2,921,414	2,482,144	-15.04	2,293,916	2,682,000	16.92
TAIWAN	3,490,640	5,193,184	48.77	3,261,403	4,795,974	47.05
CHINA	26,735,917	31,468,334	17.7	13,513,570	16,483,999	21.98
MONGOLIA	1,653,854	1,597,365	-3.42	905,598	804,085	-11.21
PAPUA NEW GUINEA	7,833,427	6,868,100	-12.32	4,115,720	3,707,338	-9.92
THAILAND	5,395,152	9,523,929	76.53	4,368,808	6,633,724	51.84
SINGAPORE	18,070,741	16,498,590	-8.7	18,918,050	17,335,282	-8.37
PHILIPPINES	7,919,498	9,779,138	23.48	7,595,143	8,559,301	12.69
MALAYSIA	44,329,458	41,951,458	-5.36	34,675,845	31,865,886	-8.1
MYANMAR (FORM. BURMA)	1,877,095	1,141,783	-39.17	1,004,503	667,218	-33.58
CAMBODIA	19,023	36,889	93.92	29,523	34,297	16.17
BRUNEI DARUSSALAM	199,130	399,230	100.49	471,264	644,945	36.85
NEPAL	180,804	120,021	-33.62	192,253	127,887	-33.48
VIET NAM	3,097,470	3,850,765	24.32	3,691,704	4,048,254	9.66
MALDIVES	1,288,202	1,158,678	-10.05	1,177,132	1,070,150	-9.09
INDIA	14,970,550	10,717,191	-28.41	8,882,845	7,282,377	-18.02
PAKISTAN	6,372,396	2,948,838	-53.72	4,767,066	3,128,084	-34.38
BANGLADESH	3,713,743	152,255	-95.9	2,032,448	144,432	-92.89
SRI LANKA	640,820	498,881	-22.15	710,851	546,634	-23.1
AFGHANISTAN	256,951	37,774	-85.3	497,206	44,511	-91.05
IRAQ	2,569,452	5,154,328	100.6	1,657,635	4,233,713	155.41
IRAN (ISLAMIC REPUBLIC OF)	358,722	447,942	24.87	396,854	427,886	21.65
SAUDI ARABIA	1,442,911	1,330,749	-7.77	1,543,648	1,416,675	-8.23
KUWAIT	99,705	61,171	-38.65	102,380	64,198	-37.29
JORDAN	119,017	135,292	13.67	103,473	125,991	21.76
LEBANON	233,382	373,184	59.9	196,221	337,119	71.81
YEMEN	3,461,313	1,849,141	-46.58	2,973,176	1,801,793	-39.4
OMAN	25,653	600,000	2238.91	35,208	257,200	630.52
SYRIA ARAB REPUBLIC	0	38,227	-	0	47,124	-
TURKEY	31,872	322,439	911.67	82,071	200,671	144.51
UNITED ARAB EMIRATES	9,972,930	8,528,823	-14.48	8,291,676	6,723,819	-18.91
QATAR	31,892	112	-99.65	39,331	2,854	-92.74
BAHRAIN	32,520	44,512	36.88	18,303	44,325	142.17
CYPRUS	62,200	66,237	6.49	79,681	87,235	9.48
EGYPT	9,821,141	11,426,322	16.34	5,059,593	6,268,954	23.9
LIBYAN ARAB JAMAHIRIYA	865,121	1,340,844	54.99	612,813	1,387,597	126.43
MOROCCO	89,705	76	-99.92	56,492	181	-99.68
ALGERIA	5,690,253	5,980,910	5.11	2,024,212	2,298,299	13.54
SUDAN	618,828	1,078,133	74.22	626,063	1,166,704	86.36
ERITREA	526,977	264,000	-49.9	285,280	168,080	-41.08
NAMIBIA	223,137	915,750	310.4	205,123	870,617	324.44
ETHIOPIA	13,041,548	8,222,399	-36.95	5,797,873	4,408,399	-23.97
TANZANIA, UNITED REPUBLIC OF	1,476,959	2,346,538	58.88	937,086	1,931,879	106.16
MADAGASCAR	2,369,917	3,178,498	34.12	1,761,932	2,267,614	28.7
SOMALIA	0	357,550	-	0	181,574	-
KENYA	1,863,389	648,274	-65.21	1,196,493	397,362	-66.79
REUNION	4,892	96	-98.04	10,989	238	-97.83
MOZAMBIQUE	2,347,185	4,022,801	71.39	1,604,612	2,745,152	71.08
EQUATORIAL GUINEA	321,601	423,707	31.75	240,586	331,414	37.75
TOGO	5,195,162	4,142,023	-20.27	3,477,119	2,805,487	-19.32
GHANA	6,518,412	8,213,433	26	5,030,375	5,714,291	13.6
LIBERIA	1,319,303	1,744,354	32.22	952,627	1,172,988	23.13
GUINEA	397,439	666,143	67.61	292,754	487,464	66.51
ANGOLA	10,252,042	18,609,929	81.52	8,085,601	11,896,827	47.14
CONGO	3,267,211	5,635,261	72.48	1,973,367	3,448,316	74.74
CAMEROON	2,263,146	2,859,802	26.36	1,587,798	2,011,920	26.71
NIGERIA	18,790,723	21,127,266	12.43	12,690,501	11,227,482	-11.53
SIERRA LEONE	1,336,163	1,271,355	-4.85	1,227,126	1,029,786	-16.08
GABON	736,033	715,896	-2.74	524,769	500,770	-4.57
COTE D'IVOIRE	127,765	168,427	31.83	96,563	129,608	34.22
SENEGAL	1,191,210	1,215,781	2.06	810,999	762,312	-6
MAURITANIA	2,049,413	2,266,328	10.58	1,495,849	1,589,383	6.25
MALI	1,128,750	1,135,610	0.61	793,634	805,778	1.53
BENIN	7,454,727	11,966,768	60.53	6,791,034	10,255,089	51.01
BURKINA FASO	634,855	1,087,104	71.24	478,233	858,090	79.43
GUINEA BISSAU	18,834	655,365	3379.69	16,812	314,541	1770.93
GAMBIA	100,656	97,314	-3.32	81,299	87,740	7.92
SEYCHELLES	175,663	252,877	43.96	133,352	177,617	33.19
UGANDA	127,649	116,361	-8.84	124,403	113,320	-8.91
CENTRAL AFRICAN REPUBLIC	384,589	159,092	-58.63	332,700	120,483	-63.79

TABEL 5. PERKEMBANGAN EKSPOR INDONESIA MENURUT KOMODITI DAN NEGARA TUJUAN

JENIS BARANG	BERAT BERSIH (KG)		PERUB	NILAI FOB (US \$)		PERUB
	JAN-SEP 2005	JAN-SEP 2006	%	JAN-SEP 2005	JAN-SEP 2006	%
(1)	(2)	(3)	(4)	(5)	(6)	(7)
NIGER	1,022,921	175,497	-82.84	1,186,944	124,258	-89.53
CHAD	202,280	12,837	-93.65	356,268	11,620	-96.74
DJIBOUTI	15,381,359	11,024,273	-28.33	7,529,328	6,238,659	-17.14
SAINT HELENA	5,527	0	-100	11,055	0	-100
SAO TOME AND PRINCIPE	58,776	142,886	143.1	49,202	91,985	86.95
SOUTH AFRICA	2,314,488	1,522,332	-34.23	1,469,204	990,609	-32.58
ZIMBABWE	200,000	53,746	-73.13	92,000	50,605	-44.99
ZAMBIA	24,821	0	-100	41,130	0	-100
MALAWI	5,202,496	7,388,258	42.01	1,681,589	2,673,432	58.98
COMOROS	101,893	154,134	51.27	85,219	135,126	58.56
BURUNDI	12,096	0	-100	11,550	0	-100
MAURITIUS	1,658,868	1,567,354	-5.52	986,957	832,222	-15.68
RWANDA	72,142	123,647	71.39	70,151	121,063	72.57
ZAIRE	120,318	113,169	-5.94	112,830	103,936	-7.88
AUSTRALIA	4,619,067	4,477,139	-3.07	4,877,036	4,701,671	-3.6
NEW ZEALAND	765,553	541,668	-29.24	871,692	651,564	-25.25
MICRONESIA, FEDERATED STATES	263,672	125,507	-52.4	207,959	93,007	-55.28
GUAM	118	34	-71.19	423	395	-6.62
PALAU	12,858	3,085	-76.01	11,170	2,648	-76.29
NEW CALEDONIA	10,578	61	-99.42	22,593	162	-99.28
NORTHERN MARIANA ISLANDS	29,663	22,326	-24.73	40,251	25,204	-37.38
VANUATU	299,414	216,426	-27.72	202,430	145,817	-27.97
WALLIS AND FUTUNA ISLANDS	447	0	-100	475	0	-100
AMERICAN SAMOA	0	6,722	-	0	7,292	-
COOK ISLANDS	62,766	79,024	25.9	48,832	59,809	22.48
FIJI	3,746,797	3,910,593	4.37	1,937,940	2,260,536	16.65
KIRIBATI	236,005	343,754	45.66	190,538	265,422	39.3
MARSHALL ISLANDS	42,120	3,646	-91.34	38,553	3,333	-91.35
SAMOA	556,612	633,575	13.83	417,678	511,389	22.44
SOLOMON ISLANDS	398,058	324,912	-18.38	409,068	309,952	-24.23
TONGA	57,924	71,836	24.02	42,059	82,916	97.14
TUVALU	47,387	17,593	-62.87	39,967	14,212	-64.44
EAST TIMOR	518,017	262,819	-49.26	442,031	242,815	-45.07
UNITED STATES	1,361,241	1,308,029	-3.91	1,210,665	1,237,852	2.25
CANADA	318,254	405,171	27.31	214,174	357,809	67.06
MEXICO	60,000	60,000	0	109,606	109,216	-0.36
GUATEMALA	224,193	161,151	-28.12	206,287	149,075	-27.73
HONDURAS	24,768	0	-100	22,575	0	-100
PANAMA	1,064,834	1,506,817	41.51	948,243	1,334,936	40.78
SURINAME	223,320	285,599	27.89	241,974	357,380	47.69
CHILE	502,690	464,541	-7.59	444,896	353,496	-20.54
VENEZUELA	0	25,229	-	0	21,900	-
ARGENTINA	0	245	-	0	929	-
BRAZIL	31	656	2016.13	14	353	2421.43
COLOMBIA	145,866	273,298	87.36	123,590	240,116	94.28
BOLIVIA	579,676	823,804	42.11	498,482	696,119	39.65
PERU	0	14,670	-	0	13,076	-
GUYANA	59,917	14,688	-75.49	44,011	12,750	-71.03
TRINIDAD AND TOBAGO	209,737	203,547	-2.95	179,531	179,993	0.26
JAMAICA	1,228,500	480,000	-60.93	487,020	210,300	-56.82
BELIZE	107	251	134.58	280	1,250	346.43
DOMINICAN REPUBLIC	136,325	177,405	30.13	117,129	169,938	45.09
EL SALVADOR	49,536	24,768	-50	46,440	24,080	-48.15
COSTA RICA	93,361	25,229	-72.98	84,783	21,900	-74.17
HAITI	1,111,852	2,759,243	148.17	1,108,174	2,652,915	139.4
BARBADOS	4,678	18,140	287.77	6,281	23,403	272.6
ANGUILLA	15	0	-100	19	0	-100
CAPE VERDE	18,611	68,772	269.52	12,825	60,247	369.76
DOMINICA	10,367	0	-100	9,071	0	-100
FRENCH POLYNESIA	32,077	2,065	-93.56	16,668	3,149	-81.11
MARTINIQUE	0	20,840	-	0	9,950	-
NETHERLANDS ANTILLES	65,229	77,308	18.52	41,490	72,499	74.74
GUADELOUPE	0	16	-	0	83	-
SAINT KITTS AND NEVIS	0	1	-	0	2	-
UNITED KINGDOM	894,679	723,495	-19.13	1,341,027	801,894	-40.2
NETHERLANDS	467,757	695,161	48.62	590,712	918,932	55.56
FRANCE	760,512	575,494	-24.33	402,219	342,052	-14.96
GERMANY, FED. REP. OF	27,957	100,703	260.21	56,423	95,500	69.26
AUSTRIA	0	39	-	0	263	-
BELGIUM	734,476	471,080	-35.86	564,506	517,905	-8.26
SWITZERLAND	267	602	125.47	3,019	3,993	32.26
DENMARK	438	10,338	2260.27	593	20,178	3302.7
NORWAY	130	20	-84.62	822	340	-58.64

TABEL 5. PERKEMBANGAN EKSPOR INDONESIA MENURUT KOMODITI DAN NEGARA TUJUAN

JENIS BARANG	BERAT BERSIH (KG)		PERUB	NILAI FOB (US \$)		PERUB
	JAN-SEP 2005	JAN-SEP 2006	%	JAN-SEP 2005	JAN-SEP 2006	%
(1)	(2)	(3)	(4)	(5)	(6)	(7)
SWEDEN	480,330	0	-100	211,483	0	-100
FINLAND	29,483	28,951	-1.8	37,651	35,076	-6.84
IRELAND	0	439	-	0	2,016	-
ITALY	337,979	648,784	91.96	240,520	436,337	81.41
SPAIN	257,589	219,047	-14.96	403,721	351,116	-13.03
PORTUGAL	156,058	32,077	-79.45	85,508	34,637	-59.49
GREECE	95,668	154,064	61.04	153,514	168,495	9.76
CZECHOSLOVAKIA	3,814,742	3,545,278	-7.06	3,403,193	2,941,931	-13.55
POLAND	945,252	565,285	-40.2	459,387	296,132	-35.54
ROMANIA	28,025	27,667	-1.28	28,070	29,777	6.08
BULGARIA	166,378	113,594	-31.73	143,472	113,568	-20.84
YUGOSLAVIA	136	0	-100	249	0	-100
AZERBAIJAN	0	16,088	-	0	19,389	-
UKRAINE	4,904,523	4,437,324	-9.53	2,228,921	2,054,736	-7.81
LITHUANIA	14,471	56	-99.61	13,261	373	-97.19
MALTA	433,426	17,798	-95.89	216,804	19,776	-90.88
CZECH REPUBLIC	11,808	0	-100	11,480	0	-100
RUSSIA FEDERATION	91,003	285,688	213.93	102,530	189,094	84.43
-BAHAN CELUP ORGANIK SINTETIK	28,430,952	32,214,961	13.31	79,348,448	103,431,594	30.35
JAPAN	2,939,400	3,045,509	3.61	10,135,616	11,526,657	13.72
HONG KONG	1,571,410	1,818,693	15.74	4,619,366	6,033,750	30.62
KOREA, REPUBLIC OF	725,564	1,123,681	54.87	1,348,682	3,663,259	171.62
TAIWAN	1,177,500	1,863,126	58.23	3,521,047	7,077,196	101
CHINA	4,299,505	4,840,705	12.59	8,113,846	10,688,111	31.73
THAILAND	477,984	433,101	-9.39	1,348,152	1,088,561	-19.26
SINGAPORE	4,317,389	4,624,640	7.12	18,852,859	24,027,274	27.45
PHILIPPINES	614,797	136,701	-77.76	186,010	123,125	-33.81
MALAYSIA	349,441	222,335	-36.37	652,826	806,495	23.54
MYANMAR (FORM. BURMA)	9,000	480	-94.67	12,650	1,049	-91.71
CAMBODIA	1,160	74,618	6332.59	5,420	163,153	2910.2
BRUNEI DARUSSALAM	27	0	-100	16	0	-100
NEPAL	200,000	200,000	0	273,676	293,017	7.07
VIET NAM	253,808	202,676	-20.15	800,554	684,984	-14.44
INDIA	4,731,060	5,114,741	8.11	6,068,403	5,224,867	-13.9
PAKISTAN	645,558	512,481	-20.61	638,135	508,582	-20.3
BANGLADESH	1,012,430	999,058	-1.32	1,740,308	2,046,556	17.6
SRI LANKA	32,986	38,986	18.19	172,810	227,904	31.88
IRAN (ISLAMIC REPUBLIC OF)	17,949	23,998	33.7	49,650	49,500	-0.3
SAUDI ARABIA	0	19,597	-	0	38,017	-
JORDAN	9,500	0	-100	12,098	0	-100
SYRIA ARAB REPUBLIC	9,996	0	-100	21,220	0	-100
TURKEY	797,739	644,594	-19.2	2,697,076	2,699,564	0.09
UNITED ARAB EMIRATES	1,000	2,000	100	3,692	7,344	98.92
EGYPT	26,797	800	-97.01	79,005	9,040	-88.56
TANZANIA, UNITED REPUBLIC OF	34,416	52,542	52.67	98,314	100,662	2.39
KENYA	0	11	-	0	9	-
NIGERIA	30,997	43,484	40.28	86,455	142,430	64.74
SOUTH AFRICA	34,525	14,320	-58.52	104,660	56,768	-45.76
MAURITIUS	740	0	-100	2,220	0	-100
AUSTRALIA	57,796	43,962	-23.94	153,921	144,497	-6.12
NEW ZEALAND	1,026	1,446	40.94	2,576	14,366	457.69
NEW CALEDONIA	0	40,000	-	0	48,548	-
FIJI	9	720	7900	1	12,096	1209500
EAST TIMOR	0	200	-	0	1,200	-
UNITED STATES	696,986	2,304,636	230.66	2,677,482	6,070,181	126.71
CANADA	5,550	6,069	9.35	30,307	35,518	17.19
MEXICO	250,087	332,930	33.13	740,662	1,470,963	98.6
HONDURAS	0	50,000	-	0	150,000	-
NICARAGUA	0	1,000	-	0	6,620	-
CHILE	0	6,498	-	0	19,760	-
ARGENTINA	9,000	27,994	211.04	22,410	91,840	309.82
BRAZIL	290,899	446,777	53.58	1,164,452	2,445,235	109.99
COLOMBIA	2,800	500	-82.14	20,561	2,300	-88.81
PERU	0	550	-	0	4,928	-
ANTIGUA AND BARBUDA	283	0	-100	1,635	0	-100
UNITED KINGDOM	123,498	83,953	-32.02	690,836	372,286	-46.11
NETHERLANDS	37,316	9,228	-75.27	148,794	93,258	-37.32
FRANCE	100	16	-84	400	66	-83.5
GERMANY, FED. REP. OF	1,539,859	1,779,102	15.54	8,328,890	11,420,429	37.12
BELGIUM	126,497	85,880	-32.11	728,207	451,569	-37.99
SWITZERLAND	34,072	78,592	130.66	129,601	328,484	153.46
DENMARK	9,999	0	-100	35,325	0	-100

TABEL 5. PERKEMBANGAN EKSPOR INDONESIA MENURUT KOMODITI DAN NEGARA TUJUAN

JENIS BARANG	BERAT BERSIH (KG)		PERUB	NILAI FOB (US \$)		PERUB
	JAN-SEP 2005	JAN-SEP 2006	%	JAN-SEP 2005	JAN-SEP 2006	%
(1)	(2)	(3)	(4)	(5)	(6)	(7)
ITALY	163,881	196,632	19.98	500,308	685,301	36.98
SPAIN	663,891	523,366	-21.17	2,018,423	1,804,273	-10.61
PORTUGAL	0	11,999	-	0	46,360	-
POLAND	74,976	93,711	24.99	238,453	263,767	10.62
ROMANIA	1,796	4,226	135.3	7,964	18,130	127.65
YUGOSLAVIA	0	1	-	0	11	-
LATVIA	17,949	30,596	70.46	62,322	136,394	118.85
CZECH REPUBLIC	0	1,500	-	0	5,340	-
RUSSIA FEDERATION	4	0	-100	152	0	-100
-PREPARAT PEMBASMI KUMAN, DL	27,329,021	34,540,366	26.39	53,428,790	66,997,817	25.4
JAPAN	2,181,148	2,820,415	29.31	2,374,264	4,811,557	102.65
HONG KONG	228,477	77,540	-66.06	371,609	195,497	-47.39
KOREA, REPUBLIC OF	713,978	539,173	-24.48	1,151,751	990,584	-13.99
TAIWAN	1,769,432	1,084,699	-38.7	2,507,370	1,772,530	-29.31
CHINA	424,799	734,618	72.93	2,724,732	6,153,550	125.84
PAPUA NEW GUINEA	87,379	147,239	68.51	73,228	171,734	134.52
THAILAND	4,328,543	5,570,344	28.69	7,079,953	8,833,957	24.77
SINGAPORE	659,982	5,054,473	665.85	719,005	7,075,031	884
PHILIPPINES	2,235,977	1,715,358	-23.28	8,189,060	4,308,650	-47.39
MALAYSIA	2,707,264	3,754,109	38.67	8,993,572	9,146,309	1.7
MYANMAR (FORM. BURMA)	92,160	199,601	116.58	52,530	123,762	135.6
BRUNEI DARUSSALAM	2,980	1,200	-59.73	9,310	2,835	-69.55
NEPAL	0	9,300	-	0	6,060	-
VIET NAM	1,100,115	963,411	-12.43	6,290,959	5,144,502	-18.22
MALDIVES	67,143	51,705	-22.99	99,421	88,812	-10.67
INDIA	128,805	208,134	61.59	83,159	155,919	87.5
PAKISTAN	1,724,359	1,927,538	11.78	1,216,210	2,124,966	74.72
BANGLADESH	202,774	507,614	150.33	419,372	930,952	121.99
SRI LANKA	427,936	65,456	-84.7	624,243	209,208	-66.49
IRAN (ISLAMIC REPUBLIC OF)	668	0	-100	10,573	0	-100
SAUDI ARABIA	2,738	6,826	149.31	43,215	99,720	130.75
JORDAN	454	617	35.9	5,257	8,942	70.1
LEBANON	161,870	154,551	-4.52	161,025	164,605	2.22
YEMEN	1,224	5,885	380.8	6,289	21,453	241.12
OMAN	328	597	82.01	1,629	6,121	275.75
TURKEY	0	2	-	0	1	-
UNITED ARAB EMIRATES	63,103	97,130	53.92	52,650	69,911	32.78
LIBYAN ARAB JAMAHIRIYA	7,560	0	-100	8,624	0	-100
ALGERIA	0	20,820	-	0	22,069	-
SUDAN	0	17,122	-	0	84,189	-
ERITREA	1,340	0	-100	3,553	0	-100
TANZANIA, UNITED REPUBLIC OF	100,914	80,861	-19.87	63,096	89,558	41.94
MADAGASCAR	539,536	671,495	24.46	402,043	458,109	13.95
KENYA	297,940	252,497	-15.25	209,890	252,157	20.14
REUNION	0	47,541	-	0	28,910	-
MOZAMBIQUE	130,752	63,360	-51.54	88,128	42,998	-51.21
EQUATORIAL GUINEA	2,248	4,130	83.72	2,112	11,381	438.87
TOGO	204,365	160,739	-21.35	174,285	122,331	-29.81
GHANA	1,309,664	283,649	-78.34	979,635	206,732	-78.9
GUINEA	21,600	43,200	100	17,280	22,688	31.3
ANGOLA	1,500	0	-100	1,054	0	-100
CONGO	40,012	42,600	6.47	24,579	27,936	13.66
CAMEROON	82,000	20,690	-74.77	67,400	16,990	-74.79
NIGERIA	956	1,541	61.19	6,027	1,433	-76.22
GABON	36,703	0	-100	34,703	0	-100
COTE D'IVOIRE	306,024	285,847	-6.59	297,804	271,247	-8.92
SENEGAL	117,106	12,856	-89.02	102,010	43,397	-57.46
BENIN	129,528	8,430	-93.49	98,138	24,724	-74.81
GAMBIA	9,945	3,448	-65.33	44,046	6,886	-84.37
SEYCHELLES	0	57	-	0	4,396	-
UGANDA	343,935	86,400	-74.88	214,654	56,016	-73.9
NIGER	0	20,160	-	0	12,816	-
SOUTH AFRICA	275,712	641,994	132.85	318,665	743,403	133.29
ZIMBABWE	0	37,798	-	0	23,195	-
MALAWI	20,160	99,680	394.44	11,952	61,660	415.9
COMOROS	0	14,738	-	0	16,879	-
MAURITIUS	165,375	472,920	185.97	192,296	510,988	165.73
VIRGIN ISLANDS (BRITISH)	0	189	-	0	2,924	-
AUSTRALIA	162,102	704,581	334.65	196,475	508,153	158.63
NEW ZEALAND	26,002	14,688	-43.51	1,962,381	681,958	-65.25
MICRONESIA, FEDERATED STATES	0	3,750	-	0	12,872	-
GUAM	2,250	2,250	0	3,167	5,868	85.29

TABEL 5. PERKEMBANGAN EKSPOR INDONESIA MENURUT KOMODITI DAN NEGARA TUJUAN

JENIS BARANG	BERAT BERSIH (KG)		PERUB	NILAI FOB (US \$)		PERUB
	JAN-SEP 2005	JAN-SEP 2006	%	JAN-SEP 2005	JAN-SEP 2006	%
(1)	(2)	(3)	(4)	(5)	(6)	(7)
NEW CALEDONIA	8,294	32,594	292.98	7,887	60,026	661.08
VANUATU	5,672	8,240	45.28	5,366	7,891	47.06
AMERICAN SAMOA	21,825	37,768	73.05	116,534	97,447	-16.38
COOK ISLANDS	2,580	7,777	201.43	2,830	7,474	164.1
FIJI	55,432	116,847	110.79	47,554	103,751	118.18
KIRIBATI	1,875	0	-100	2,245	0	-100
SAMOA	118,260	168,608	42.57	99,374	143,677	44.58
SOLOMON ISLANDS	1,135	722	-36.39	1,300	849	-34.69
TONGA	10,397	26,057	150.62	8,454	18,133	114.49
TUVALU	0	525	-	0	357	-
EAST TIMOR	44,639	2,405	-94.61	44,627	1,476	-96.69
UNITED STATES	32,718	17,488	-46.55	25,528	1,218,142	4671.79
MEXICO	754,525	1,339,491	77.53	938,510	1,675,535	78.53
GUATEMALA	162,000	294,355	81.7	159,672	270,085	69.15
HONDURAS	288,000	967,940	236.09	284,064	799,875	181.58
NICARAGUA	126,000	217,681	72.76	123,936	178,858	44.31
PANAMA	0	20,250	-	0	16,407	-
SURINAME	2,254	1,246	-44.72	38,120	21,248	-44.26
VENEZUELA	135,972	0	-100	147,089	0	-100
ARGENTINA	0	44,200	-	0	29,622	-
BRAZIL	0	1	-	0	1	-
PERU	5,559	8,595	54.61	58,040	98,594	69.87
TRINIDAD AND TOBAGO	19,575	54,456	178.19	20,173	51,947	157.51
JAMAICA	190,352	154,717	-18.72	249,462	230,140	-7.75
PUERTO RICO	0	36,164	-	0	37,136	-
BELIZE	8,610	90	-98.95	7,715	1,199	-84.46
DOMINICAN REPUBLIC	196,680	36,164	-81.61	222,103	37,658	-83.04
EL SALVADOR	144,000	240,691	67.15	142,032	213,666	50.44
COSTA RICA	33,084	36,147	9.26	38,714	48,383	24.98
HAITI	289,427	188,554	-34.85	217,867	144,124	-33.85
BARBADOS	16,500	45,205	173.97	17,183	48,501	182.26
FRENCH GUIANA	7,619	7,675	0.74	15,798	19,216	21.64
FRENCH POLYNESIA	27,716	50,488	82.16	34,694	55,192	59.08
MARTINIQUE	7,980	7,980	0	10,671	14,100	32.13
NETHERLANDS ANTILLES	0	611	-	0	1,506	-
GUADELOUPE	7,980	0	-100	10,690	0	-100
UNITED KINGDOM	0	43	-	0	230	-
NETHERLANDS	15,067	201	-98.67	18,663	466	-97.5
FRANCE	1,040	490	-52.88	37,981	518	-98.64
GERMANY, FED. REP. OF	120,833	22,315	-81.53	394,179	48,545	-87.68
AUSTRIA	0	200	-	0	100	-
BELGIUM	198,000	0	-100	324,720	0	-100
SWITZERLAND	0	125	-	0	4,505	-
DENMARK	17,500	64,872	270.7	11,750	43,192	267.59
NORWAY	0	40	-	0	128	-
SWEDEN	0	2,029	-	0	8,294	-
IRELAND	34,560	84	-99.76	128,376	40	-99.97
ITALY	238,346	186,376	-21.8	347,042	3,986,885	1048.82
SPAIN	0	7	-	0	20	-
GREECE	78,448	72,318	-7.81	109,279	87,369	-20.05
CZECHOSLOVAKIA	212,728	141,120	-33.66	127,932	93,024	-27.29
LATVIA	36,974	60,848	64.57	46,253	80,254	73.51
-DAMAR TIRUAN, BAHAN PLASTIK	841,538,639	932,269,772	10.78	1,163,765,051	1,304,823,336	12.12
JAPAN	174,715,400	177,217,866	1.43	261,805,654	278,695,518	6.45
HONG KONG	50,674,017	51,722,190	2.07	36,851,693	42,648,313	15.73
KOREA, DEMOCRATIC PEOPLE'S RI	12,249	12,873	5.09	13,557	32,267	138.01
KOREA, REPUBLIC OF	10,293,727	12,032,347	16.89	14,049,825	18,279,034	30.1
TAIWAN	8,964,815	13,615,941	51.88	15,757,469	23,380,938	48.38
CHINA	89,153,337	82,610,415	-7.34	76,878,544	74,287,957	-3.37
MONGOLIA	17	0	-100	131	0	-100
MACAU	0	107,537	-	0	36,155	-
PAPUA NEW GUINEA	579,445	743,258	28.27	1,293,487	2,014,686	55.76
THAILAND	16,813,489	13,021,881	-22.55	36,401,912	35,758,249	-1.77
SINGAPORE	60,072,608	63,199,368	5.2	89,037,636	88,555,567	-0.54
PHILIPPINES	18,116,680	18,353,615	1.31	34,550,607	39,501,572	14.33
MALAYSIA	68,886,983	69,236,452	0.51	86,267,651	91,312,137	5.85
MYANMAR (FORM. BURMA)	2,670,493	3,278,408	22.76	2,243,361	2,387,314	6.42
CAMBODIA	13,224	37,675	184.9	32,577	131,406	303.37
BRUNEI DARUSSALAM	369,412	345,074	-6.59	586,178	496,450	-15.31
NEPAL	5,772,712	185,185	-96.79	6,371,114	310,455	-95.13
VIET NAM	29,103,373	21,504,006	-26.11	40,219,645	30,783,345	-23.46
MALDIVES	159,673	113,566	-28.88	240,690	218,065	-9.4

TABEL 5. PERKEMBANGAN EKSPOR INDONESIA MENURUT KOMODITI DAN NEGARA TUJUAN

JENIS BARANG	BERAT BERSIH (KG)		PERUB	NILAI FOB (US \$)		PERUB
	JAN-SEP 2005	JAN-SEP 2006	%	JAN-SEP 2005	JAN-SEP 2006	%
(1)	(2)	(3)	(4)	(5)	(6)	(7)
INDIA	36,279,761	34,798,901	-4.08	35,493,898	33,455,876	-5.74
PAKISTAN	2,467,777	4,747,676	92.39	4,493,671	7,309,592	62.66
BANGLADESH	14,239,717	21,056,005	47.87	12,864,589	18,828,698	46.36
SRI LANKA	2,922,563	5,782,710	97.86	4,922,649	6,654,204	35.18
IRAQ	88,002	0	-100	100,058	0	-100
IRAN (ISLAMIC REPUBLIC OF)	2,901,670	115,089	-96.03	3,156,121	368,858	-88.31
SAUDI ARABIA	3,262,151	4,454,119	36.54	7,631,642	9,099,816	19.24
KUWAIT	280,185	435,092	55.29	534,145	1,082,879	102.73
JORDAN	148,042	168,249	13.65	278,246	288,407	3.65
LEBANON	570,887	572,482	0.28	855,740	1,044,386	22.04
YEMEN	771,073	735,908	-4.56	1,066,261	1,245,940	16.85
OMAN	172,891	496,987	187.46	312,959	768,007	145.4
SYRIA ARAB REPUBLIC	1,337,434	412,401	-69.16	1,390,826	651,884	-53.13
TURKEY	16,470,932	32,589,875	97.86	17,851,529	27,332,107	53.11
UNITED ARAB EMIRATES	9,918,141	13,077,128	31.85	13,765,666	16,666,898	21.08
QATAR	27,933	51,453	84.2	78,350	184,117	134.99
BAHRAIN	97,149	1,585,150	1531.67	161,083	1,301,905	708.22
CYPRUS	31,997	26,789	-16.28	63,342	68,274	7.79
EGYPT	4,707,420	7,977,414	69.46	5,565,151	7,962,585	43.08
LIBYAN ARAB JAMAHIRIYA	111,253	55,694	-49.94	224,273	180,297	-19.61
MOROCCO	41,631	110,327	165.01	85,621	141,025	64.71
TUNISIA	68,145	49,297	-27.66	140,302	104,827	-25.28
ALGERIA	8,820	121	-98.63	50,400	635	-98.74
SUDAN	1,481,260	242,628	-83.62	1,676,844	604,580	-63.95
NAMIBIA	8,284	14,830	79.02	21,331	33,982	59.31
ETHIOPIA	462,569	219,963	-52.45	373,577	263,311	-29.52
TANZANIA, UNITED REPUBLIC OF	673,428	743,074	10.34	1,024,036	1,087,031	6.15
MADAGASCAR	421,653	149,977	-64.43	582,011	221,166	-62
SOMALIA	83,780	0	-100	126,808	0	-100
KENYA	257,287	202,600	-21.26	501,027	430,422	-14.09
REUNION	136,052	134,815	-0.91	198,712	196,946	-0.89
MOZAMBIQUE	51,342	58,637	14.21	46,390	78,246	68.67
BOTSWANA	302	0	-100	315	0	-100
TOGO	161,502	382,445	136.81	193,082	577,999	199.35
GHANA	1,857,989	2,465,002	32.67	1,793,555	1,896,356	5.73
LIBERIA	117,994	139,280	18.04	160,635	174,093	8.38
GUINEA	881,070	3,372,979	282.83	902,357	3,922,847	334.73
ANGOLA	378,240	13,600	-96.4	544,938	27,407	-94.97
CONGO	67,983	62,135	-8.6	81,397	71,820	-11.77
CAMEROON	341,867	440,740	28.92	386,062	429,107	11.15
NIGERIA	4,224,153	7,204,301	70.55	7,422,520	10,729,928	44.56
SIERRA LEONE	760	0	-100	2,129	0	-100
GABON	36,113	18,068	-49.97	18,168	11,057	-39.14
COTE D'IVOIRE	75,593	34,659	-54.15	292,509	89,932	-69.25
SENEGAL	71,071	76,634	7.83	161,376	160,350	-0.64
MAURITANIA	120,906	35,217	-70.87	185,526	48,246	-74
MALI	99,560	155,321	56.01	79,380	107,712	35.69
BENIN	31,299	150,313	380.25	31,921	131,215	311.06
BURKINA FASO	26,220	62,863	139.75	21,060	49,311	134.15
GUINEA BISSAU	0	119,700	-	0	466,830	-
GAMBIA	135,560	0	-100	214,695	0	-100
U.S. VIRGIN ISLANDS	381	25	-93.44	738	464	-37.13
SEYCHELLES	12,841	9,610	-25.16	39,358	50,898	29.32
UGANDA	6,524	6,665	2.16	4,005	5,249	31.06
CENTRAL AFRICAN REPUBLIC	11,742	5,110	-56.48	8,109	7,322	-9.71
NIGER	280	0	-100	3,700	0	-100
DJIBOUTI	478,287	211,865	-55.7	525,760	385,234	-26.73
SAO TOME AND PRINCIPE	0	14,097	-	0	22,510	-
SWAZILAND	156	0	-100	30	0	-100
SOUTH AFRICA	1,844,690	2,805,696	52.1	3,139,086	4,181,232	33.2
ZIMBABWE	60,859	39,592	-34.94	102,820	37,132	-63.89
ZAMBIA	4,250	42,017	888.64	7,333	50,419	587.56
COMOROS	3,883	0	-100	9,312	0	-100
MAURITIUS	1,147,174	2,135,947	86.19	1,515,901	2,618,190	72.72
RWANDA	0	1,710	-	0	4,664	-
ZAIRE	4,192	16,247	287.57	7,051	21,970	211.59
VIRGIN ISLANDS (BRITISH)	0	152	-	0	1,102	-
AUSTRALIA	36,845,284	59,003,599	60.14	54,008,837	80,557,707	49.16
NEW ZEALAND	7,239,930	10,132,867	39.96	10,392,230	14,731,079	41.75
MICRONESIA, FEDERATED STATES	4,881	8	-99.84	7,038	18	-99.74
GUAM	7,656	2,916	-61.91	10,515	29,650	181.98
PALAU	633	5	-99.21	737	73	-90.09
NEW CALEDONIA	95,680	41,235	-56.9	214,843	64,643	-69.91

TABEL 5. PERKEMBANGAN EKSPOR INDONESIA MENURUT KOMODITI DAN NEGARA TUJUAN

JENIS BARANG	BERAT BERSIH (KG)		PERUB	NILAI FOB (US \$)		PERUB
	JAN-SEP 2005	JAN-SEP 2006	%	JAN-SEP 2005	JAN-SEP 2006	%
(1)	(2)	(3)	(4)	(5)	(6)	(7)
NORTHERN MARIANA ISLANDS	13,033	822	-93.69	7,459	1,660	-77.75
SAINT VINCENT AND THE GRENADI	0	750	-	0	413	-
VANUATU	1,857	3,347	80.24	617	5,206	743.76
WALLIS AND FUTUNA ISLANDS	870	4,858	458.39	819	3,432	319.05
AMERICAN SAMOA	1,727	699	-59.53	5,876	1,374	-76.62
COOK ISLANDS	471	1,659	252.23	1,631	6,767	314.9
FIJI	604,954	557,905	-7.78	1,777,859	1,535,458	-13.63
MARSHALL ISLANDS	0	139	-	0	340	-
SAMOA	0	46,179	-	0	383,159	-
SOLOMON ISLANDS	31,554	10,902	-65.45	39,002	22,354	-42.68
TONGA	9,480	105	-98.89	10,836	1,634	-84.92
TUVALU	2,989	0	-100	7,833	0	-100
EAST TIMOR	3,612,650	2,171,499	-39.89	5,530,509	3,082,412	-44.27
UNITED STATES	87,059,575	113,067,225	29.87	151,760,437	191,526,635	26.2
CANADA	2,779,614	2,440,248	-12.21	5,814,527	5,692,034	-2.11
MEXICO	750,157	665,842	-11.24	1,810,551	1,968,054	8.7
GUATEMALA	214,855	143,679	-33.13	284,165	304,421	7.13
HONDURAS	40,090	41,341	3.12	93,616	88,745	-5.2
NICARAGUA	6,863	105	-98.47	118,249	46	-99.96
PANAMA	396,248	124,886	-68.48	760,882	179,755	-76.38
SURINAME	77,374	18,044	-76.68	123,410	108,748	-11.88
CHILE	50,336	157,981	213.85	113,291	346,707	206.03
VENEZUELA	15,932	22,515	41.32	78,747	126,745	60.95
ARGENTINA	148,365	1,544,968	941.33	252,507	1,750,218	593.14
BRAZIL	1,244,683	1,734,143	39.32	1,547,215	2,244,470	45.07
COLOMBIA	106,839	506,814	374.37	651,984	1,395,840	114.09
BOLIVIA	53	43	-18.87	443	744	67.95
URUGUAY	39,288	35,278	-10.21	75,344	62,575	-16.95
PARAGUAY	9,870	10,552	6.91	27,750	30,535	10.04
ECUADOR	90,563	22,422	-75.24	187,514	30,146	-83.92
PERU	427,325	314,530	-26.4	1,530,292	916,730	-40.09
GUYANA	26,730	59,741	123.5	26,701	93,126	248.77
TRINIDAD AND TOBAGO	3,034	12,734	319.71	32,956	32,347	-1.85
BAHAMAS	347	0	-100	759	0	-100
JAMAICA	54,972	163,786	197.94	102,138	308,539	202.08
PUERTO RICO	137,522	52,716	-61.67	250,130	95,316	-61.89
BELIZE	14,929	5,440	-63.56	65,335	43,658	-33.18
DOMINICAN REPUBLIC	5,867	33,598	472.66	10,924	131,515	1103.91
EL SALVADOR	0	17,588	-	0	23,467	-
COSTA RICA	11,740	34,461	193.53	38,923	78,050	100.52
HAITI	35,394	47,967	35.52	78,287	95,484	21.97
BARBADOS	0	50	-	0	59	-
ANTIGUA AND BARBUDA	17,509	2,969	-83.04	8,235	21,099	156.21
ARUBA	57	0	-100	195	0	-100
BERMUDA	145	706	386.9	948	4,797	406.01
CAYMAN ISLANDS	244	0	-100	244	0	-100
FRENCH GUIANA	0	932	-	0	1,135	-
FRENCH POLYNESIA	14,075	9,019	-35.92	57,231	58,953	3.01
MARTINIQUE	22,606	4,019	-82.22	50,091	18,212	-63.64
NETHERLANDS ANTILLES	13,271	21,670	63.29	25,100	33,037	31.62
SAINT LUCIA	0	35	-	0	610	-
TURKS AND CAICOS ISLANDS	0	48	-	0	148	-
GUADELOUPE	10,186	3,063	-69.93	22,630	10,994	-51.42
UNITED KINGDOM	13,294,576	22,934,217	72.51	22,405,672	35,361,244	57.82
NETHERLANDS	2,819,023	6,902,158	144.84	5,497,281	14,760,601	168.51
FRANCE	1,503,413	2,096,956	39.48	5,685,578	8,517,719	49.81
GERMANY, FED. REP. OF	2,978,496	2,060,342	-30.83	7,143,241	5,325,306	-25.45
AUSTRIA	21,552	42,253	96.05	90,275	96,526	6.92
BELGIUM	5,778,421	2,704,800	-53.19	14,202,282	4,572,791	-67.8
SWITZERLAND	1,643,096	941,624	-42.69	1,824,743	1,242,830	-31.89
LUXEMBOURG	0	497	-	0	376	-
DENMARK	130,536	130,015	-0.4	299,584	348,661	16.38
NORWAY	21,723	33,366	53.6	50,296	107,904	114.54
SWEDEN	43,603	131,209	200.92	299,084	506,067	69.21
FINLAND	378,293	323,746	-14.42	654,260	556,311	-14.97
IRELAND	501,917	798,061	59	1,047,233	1,514,930	44.66
ITALY	3,055,221	1,167,276	-61.79	5,323,866	2,989,869	-43.84
SPAIN	1,449,842	2,248,680	55.1	3,540,428	5,383,581	52.06
PORTUGAL	124,665	2,793,534	2140.83	421,883	3,199,580	658.4
ICELAND	669,616	440,000	-34.29	844,668	553,164	-34.51
GREECE	853,667	1,103,394	29.25	2,245,565	2,719,951	21.13
LIECHTENSTEIN	27	0	-100	2,322	0	-100
CZECHOSLOVAKIA	320,019	112,291	-64.91	417,499	159,101	-61.89

TABEL 5. PERKEMBANGAN EKSPOR INDONESIA MENURUT KOMODITI DAN NEGARA TUJUAN

JENIS BARANG	BERAT BERSIH (KG)		PERUB	NILAI FOB (US \$)		PERUB
	JAN-SEP 2005	JAN-SEP 2006	%	JAN-SEP 2005	JAN-SEP 2006	%
(1)	(2)	(3)	(4)	(5)	(6)	(7)
HUNGARY	79,086	103,056	30.31	161,014	219,931	36.59
POLAND	1,114,341	319,512	-71.33	2,036,005	1,007,528	-50.51
ROMANIA	7,070,715	3,678,109	-47.98	7,944,541	4,371,120	-44.98
BULGARIA	743,673	17,731	-97.62	931,880	48,173	-94.83
YUGOSLAVIA	944,357	580	-99.94	1,064,475	1,277	-99.88
ALBANIA	0	720	-	0	375	-
ARMENIA	0	39,481	-	0	111,127	-
AZERBAIJAN	0	132,000	-	0	155,264	-
KAZAKHSTAN	51	0	-100	861	0	-100
UKRAINE	2,688,908	3,788,711	40.9	3,116,031	5,109,904	63.99
LITHUANIA	1,229	92,156	7398.45	3,759	147,433	3822.13
LATVIA	58,168	49,594	-14.74	113,648	89,550	-21.2
ESTONIA	868	0	-100	1,350	0	-100
GEORGIA	0	44,022	-	0	49,267	-
CROATIA	1,446,095	19,689	-98.64	1,411,942	43,987	-96.88
BOSNIA AND HERZEGOVINA	0	5,664	-	0	10,311	-
MALTA	2,183	25,080	1048.88	14,029	92,553	559.73
SLOVAKIA	1,387	5,817	319.39	8,735	17,853	104.38
SLOVENIA	1,633	7,324	348.5	2,946	4,160	41.21
CZECH REPUBLIC	20,418	21,829	6.91	73,113	91,253	24.81
REP. OF MACEDONIA	0	982	-	0	3,078	-
FAEROE ISLANDS	11,799	0	-100	9,781	0	-100
RUSSIA FEDERATION	389,391	5,227,606	1242.51	762,972	4,314,682	465.51
-BAHAN KERTAS	1,970,649,522	2,092,315,906	6.17	714,532,430	816,839,240	14.32
JAPAN	100,069,526	103,811,492	3.74	42,293,489	47,295,051	11.83
KOREA, REPUBLIC OF	588,755,285	457,981,981	-22.21	207,777,036	170,668,013	-17.86
TAIWAN	86,409,454	64,185,258	-25.72	34,095,044	27,598,825	-19.05
CHINA	750,181,327	1,031,357,389	37.48	274,960,047	410,830,007	49.41
THAILAND	6,209,098	4,171,666	-32.81	2,411,543	1,798,028	-25.44
SINGAPORE	520,138	51,466	-90.11	188,338	56,454	-70.03
PHILIPPINES	12,369,400	5,110,900	-58.68	4,556,693	1,897,298	-58.36
MALAYSIA	10,969,301	5,388,400	-50.88	4,364,856	2,374,913	-45.59
VIET NAM	39,164,331	26,685,719	-31.86	13,191,187	9,359,112	-29.05
INDIA	97,467,018	101,158,471	3.79	34,269,053	39,209,024	14.42
PAKISTAN	0	339,440	-	0	107,448	-
BANGLADESH	2,532,814	17,525,016	591.92	973,052	6,628,275	581.18
IRAN (ISLAMIC REPUBLIC OF)	0	440,000	-	0	129,182	-
SAUDI ARABIA	0	4,997,100	-	0	1,637,575	-
KUWAIT	2,501,575	4,988,822	99.43	1,020,870	1,994,813	95.4
JORDAN	2,799,028	103,269	-96.31	1,266,560	439,862	-65.27
UNITED ARAB EMIRATES	5,013,530	7,677,908	53.14	2,123,643	3,256,754	53.36
EGYPT	1,199,847	0	-100	543,818	0	-100
REUNION	0	632	-	0	1,006	-
DJIBOUTI	879,600	1,140,000	29.6	430,612	405,113	-5.92
AUSTRALIA	3,985,755	628	-99.98	1,491,669	362	-99.98
UNITED STATES	21,815,150	29,952,901	37.3	7,269,260	10,693,583	47.11
CANADA	0	98	-	0	199	-
ARGENTINA	0	500,000	-	0	149,570	-
URUGUAY	0	134	-	0	72	-
UNITED KINGDOM	0	185	-	0	2,469	-
NETHERLANDS	41,288,447	32,313,429	-21.74	14,377,103	12,144,399	-15.53
FRANCE	50,432,764	72,447,174	43.65	18,250,216	26,938,293	47.61
GERMANY, FED. REP. OF	22,487,997	0	-100	9,438,593	0	-100
SWITZERLAND	0	999,997	-	0	352,791	-
ITALY	123,598,137	116,497,780	-5.74	39,239,748	39,988,220	1.91
BULGARIA	0	2,488,566	-	0	881,984	-
SLOVENIA	0	85	-	0	545	-
-ALAS KAKI (KULIT, KARET DAN KA	78,466,277	86,136,324	9.77	1,063,627,211	1,231,644,804	15.8
JAPAN	6,269,053	6,315,024	0.73	69,652,274	77,131,257	10.74
HONG KONG	654,184	758,681	15.97	8,483,941	9,860,018	16.22
KOREA, DEMOCRATIC PEOPLE'S RI	1	290	28900	18	1,243	6805.56
KOREA, REPUBLIC OF	930,474	1,590,575	70.94	13,630,782	19,433,629	42.57
TAIWAN	812,401	909,187	11.91	7,584,086	7,894,058	4.09
CHINA	710,722	877,627	23.48	12,012,981	13,971,254	16.3
MONGOLIA	29	0	-100	209	0	-100
PAPUA NEW GUINEA	60,379	49,730	-17.64	264,921	468,838	76.97
THAILAND	396,061	500,429	26.35	4,065,109	7,845,882	93.01
SINGAPORE	1,675,578	3,261,213	94.63	24,963,038	38,717,441	55.1
PHILIPPINES	317,384	464,323	46.3	2,546,923	3,606,071	41.59
MALAYSIA	1,881,027	938,145	-50.13	12,811,986	9,619,794	-24.92
MYANMAR (FORM. BURMA)	57,554	5,568	-90.33	722,689	18,145	-97.49

TABEL 5. PERKEMBANGAN EKSPOR INDONESIA MENURUT KOMODITI DAN NEGARA TUJUAN

JENIS BARANG	BERAT BERSIH (KG)		PERUB	NILAI FOB (US \$)		PERUB
	JAN-SEP 2005	JAN-SEP 2006	%	JAN-SEP 2005	JAN-SEP 2006	%
	(1)	(2)	(3)	(4)	(5)	(6)
BRUNEI DARUSSALAM	23,973	53,336	122.48	255,029	286,361	12.29
NEPAL	1,491	1,558	4.49	16,794	16,684	-0.65
VIET NAM	129,488	169,437	30.85	1,668,619	1,576,809	-5.5
MALDIVES	185,586	206,105	11.06	315,375	278,309	-11.75
INDIA	142,095	176,781	24.41	1,743,485	2,668,547	53.06
PAKISTAN	29,362	8,645	-70.56	251,602	87,325	-65.29
BANGLADESH	20,785	12,039	-42.08	199,540	32,814	-83.56
SRI LANKA	38,496	18,796	-51.17	277,961	362,543	30.43
IRAN (ISLAMIC REPUBLIC OF)	815	2,406	195.21	14,562	750	-94.85
SAUDI ARABIA	82,543	232,007	181.07	416,164	522,773	25.62
KUWAIT	20,326	8,349	-58.92	109,138	60,266	-44.78
JORDAN	15,142	16,813	11.04	80,442	54,048	-32.81
P. DEM.REP. OF YEMEN	0	1,823	-	0	45,033	-
LEBANON	25,144	17,695	-29.63	279,671	212,644	-23.97
YEMEN	17,118	68,514	300.25	89,982	269,356	199.34
OMAN	0	36	-	0	468	-
SYRIA ARAB REPUBLIC	225	2,207	880.89	1,350	27,042	1903.11
TURKEY	333,851	413,866	23.97	3,914,333	5,714,742	46
UNITED ARAB EMIRATES	496,641	380,040	-23.48	6,030,352	5,077,426	-15.8
QATAR	151	2,555	1592.05	3,093	49,235	1491.82
BAHRAIN	0	1,664	-	0	13,262	-
CYPRUS	16,830	19,348	14.96	236,340	241,271	2.09
EGYPT	44,002	28,958	-34.19	527,424	369,123	-30.01
MOROCCO	1,227	3,757	206.19	19,020	17,212	-9.51
TUNISIA	8,390	0	-100	108,263	0	-100
ALGERIA	0	1,912	-	0	9,049	-
SUDAN	0	22	-	0	84	-
ETHIOPIA	3	0	-100	49	0	-100
TANZANIA, UNITED REPUBLIC OF	57,491	5,329	-90.73	213,791	5,263	-97.54
MADAGASCAR	119,402	126,516	5.96	329,734	141,210	-57.17
KENYA	126	16,839	13264.29	1,747	34,085	1851.06
REUNION	25,410	14,395	-43.35	31,489	79,375	152.07
MOZAMBIQUE	63,899	38,546	-39.68	125,587	55,718	-55.63
TOGO	11,078	13,360	20.6	51,586	23,800	-53.86
GHANA	15,849	3,740	-76.4	132,978	3,000	-97.74
LIBERIA	24,026	66,335	176.1	38,285	67,830	77.17
GUINEA	29,830	33,703	12.98	118,631	54,102	-54.39
ANGOLA	24,025	19,275	-19.77	12,811	21,976	71.54
CONGO	112,000	171,000	52.68	193,500	231,783	19.78
CAMEROON	0	4	-	0	99	-
NIGERIA	53,029	0	-100	74,502	0	-100
GABON	14,176	2,330	-83.56	17,520	3,225	-81.59
SENEGAL	66,000	51,480	-22	105,000	53,700	-48.86
MAURITANIA	0	818	-	0	4,272	-
BURKINA FASO	1,788	0	-100	32,318	0	-100
GAMBIA	0	753	-	0	1,238	-
U.S. VIRGIN ISLANDS	11	3	-72.73	59	62	5.08
SEYCHELLES	1,809	12,892	612.66	8,473	19,437	129.4
UGANDA	40	798	1895	271	927	242.07
DJIBOUTI	689	2,659	285.92	8,016	53,918	572.63
SAO TOME AND PRINCIPE	24,191	1,288	-94.68	26,000	1,001	-96.15
SWAZILAND	480	0	-100	6,948	0	-100
SOUTH AFRICA	563,383	836,576	48.49	6,827,915	10,748,327	57.42
ZIMBABWE	0	3,821	-	0	18,550	-
ZAMBIA	0	143	-	0	883	-
COMOROS	9,018	5,696	-36.84	23,028	13,451	-41.59
BURUNDI	912	0	-100	1,350	0	-100
MAURITIUS	50,327	87,939	74.74	230,273	144,079	-37.43
VIRGIN ISLANDS (BRITISH)	823	908	10.33	8,955	17,359	93.85
AUSTRALIA	1,092,667	1,100,602	0.73	15,692,655	16,367,094	4.3
NEW ZEALAND	176,601	194,184	9.96	2,054,333	2,639,989	28.51
MICRONESIA, FEDERATED STATES	0	226	-	0	746	-
GUAM	38	238	526.32	379	1,459	284.96
PALAU	0	402	-	0	4,168	-
NEW CALEDONIA	4,311	4,340	0.67	18,148	46,459	156
NORTHERN MARIANA ISLANDS	637	366	-42.54	923	638	-30.88
SAINT VINCENT AND THE GRENADI	2,791	40	-98.57	16,718	294	-98.24
VANUATU	1,993	1,058	-46.91	6,930	2,182	-68.51
AMERICAN SAMOA	4	370	9150	24	5,172	21450
COOK ISLANDS	497	113	-77.26	4,875	1,708	-64.96
FIJI	7,118	21,424	200.98	32,253	115,688	258.69
SAMOA	0	55	-	0	71	-
SOLOMON ISLANDS	1,974	2,092	5.98	3,998	15,752	294

TABEL 5. PERKEMBANGAN EKSPOR INDONESIA MENURUT KOMODITI DAN NEGARA TUJUAN

JENIS BARANG	BERAT BERSIH (KG)		PERUB	NILAI FOB (US \$)		PERUB
	JAN-SEP 2005	JAN-SEP 2006	%	JAN-SEP 2005	JAN-SEP 2006	%
(1)	(2)	(3)	(4)	(5)	(6)	(7)
TONGA	1,205	778	-35.44	639	816	27.7
TUVALU	559	0	-100	2,400	0	-100
EAST TIMOR	124,612	23,289	-81.31	87,749	61,544	-29.86
UNITED STATES	26,121,293	23,671,726	-9.38	364,655,855	358,562,068	-1.67
CANADA	1,080,789	1,001,984	-7.29	14,037,632	12,855,515	-8.42
MEXICO	1,580,854	1,304,532	-17.48	16,172,838	14,202,768	-12.18
GUATEMALA	5,702	0	-100	51,795	0	-100
HONDURAS	7,432	7,672	3.23	49,877	46,341	-7.09
PANAMA	592,430	740,396	24.98	8,297,192	10,676,809	28.68
CUBA	11,884	3,850	-67.6	123,616	28,742	-76.75
SURINAME	0	1,089	-	0	5,029	-
CHILE	391,382	419,712	7.24	5,442,766	6,449,659	18.5
VENEZUELA	48,958	5,074	-89.64	438,070	76,768	-82.48
ARGENTINA	234,712	399,654	70.27	3,158,696	5,715,243	80.94
BRAZIL	234,894	201,052	-14.41	3,423,037	2,881,199	-15.83
COLOMBIA	31,448	49,413	57.13	431,067	740,765	71.84
BOLIVIA	0	6,420	-	0	44,160	-
URUGUAY	31,654	40,377	27.56	472,339	666,679	41.14
PARAGUAY	742	10,137	1266.17	12,291	121,188	885.99
ECUADOR	70,941	84,180	18.66	972,366	1,102,076	13.34
PERU	31,064	39,866	28.34	354,036	641,427	81.18
GUYANA	389	0	-100	1,120	0	-100
BAHAMAS	40	48	20	818	982	20.05
JAMAICA	94	520	453.19	866	6,542	655.43
PUERTO RICO	3,861	2,372	-38.57	20,490	36,488	78.08
BELIZE	2,304	13	-99.44	4,860	4	-99.92
DOMINICAN REPUBLIC	21,409	4,533	-78.83	159,957	25,087	-84.32
EL SALVADOR	88,697	18,128	-79.56	941,039	102,419	-89.12
COSTA RICA	5,894	8,068	36.88	38,055	34,128	-10.32
BARBADOS	0	549	-	0	1,242	-
ANTIGUA AND BARBUDA	736	230	-68.75	951	1,533	61.2
ANGUILLA	1	0	-100	2	0	-100
ARUBA	155	91	-41.29	1,441	5,658	292.64
BERMUDA	0	671	-	0	4,423	-
FRENCH GUIANA	0	42	-	0	527	-
FRENCH POLYNESIA	1,860	5,278	183.76	10,384	26,667	156.81
MARTINIQUE	6,793	2,477	-63.54	17,634	8,616	-51.14
NETHERLANDS ANTILLES	4,472	4,050	-9.44	38,854	38,869	0.04
SAINT LUCIA	3,685	512	-86.11	10,284	1,238	-87.96
TURKS AND CAICOS ISLANDS	0	14	-	0	46	-
GUADELOUPE	11,536	3,782	-67.22	35,502	30,421	-14.31
SAINT KITTS AND NEVIS	1,033	687	-33.49	3,281	1,521	-53.64
UNITED KINGDOM	7,547,738	7,537,627	-0.13	100,716,444	104,118,073	3.38
NETHERLANDS	3,941,081	5,763,972	46.25	59,128,816	89,756,873	51.8
FRANCE	1,434,789	1,518,517	5.84	19,598,174	21,428,730	9.34
GERMANY, FED. REP. OF	3,864,689	6,223,079	61.02	64,456,741	96,595,989	49.86
AUSTRIA	72,736	109,994	51.22	1,076,784	1,386,396	28.75
BELGIUM	4,796,451	5,288,669	10.26	78,121,707	90,010,175	15.22
SWITZERLAND	104,744	137,611	31.38	1,234,370	1,907,074	54.5
MONACO	8	7,285	90962.5	116	94,262	81160.34
DENMARK	344,540	526,367	52.77	5,034,251	9,722,993	93.14
NORWAY	149,148	172,323	15.54	2,460,773	2,945,477	19.7
SWEDEN	452,827	690,304	52.44	6,806,180	10,728,026	57.62
FINLAND	94,878	44,333	-53.27	1,712,241	839,021	-51
IRELAND	240,087	268,642	11.89	2,437,528	2,416,659	-0.86
ITALY	3,578,233	5,306,429	48.3	41,179,497	72,402,671	75.82
SPAIN	1,641,217	2,111,048	28.63	15,454,038	26,306,922	70.23
PORTUGAL	374,212	243,350	-34.97	15,103,296	7,339,781	-51.4
GREECE	317,181	505,435	59.35	4,042,960	6,897,464	70.6
LIECHTENSTEIN	8	0	-100	117	0	-100
CZECHOSLOVAKIA	0	23	-	0	328	-
HUNGARY	27,233	23,843	-12.45	326,673	257,968	-21.03
POLAND	44,385	154,312	247.67	566,256	2,187,708	286.35
ROMANIA	2,976	2,714	-8.8	38,743	48,491	25.16
BULGARIA	6,393	8,542	33.61	80,797	84,087	4.07
YUGOSLAVIA	5,181	15,638	201.83	83,924	153,693	83.13
TAJIKISTAN	44	0	-100	864	0	-100
UKRAINE	31,972	47,498	48.56	491,069	701,890	42.93
UZBEKISTAN	1	0	-100	6	0	-100
LITHUANIA	6,375	2,343	-63.25	146,187	72,217	-50.6
LATVIA	23,634	2,665	-88.72	512,104	78,478	-84.68
ESTONIA	2,682	682	-74.57	47,242	10,156	-78.5
CROATIA	29,072	15,338	-47.24	352,770	221,080	-37.33

TABEL 5. PERKEMBANGAN EKSPOR INDONESIA MENURUT KOMODITI DAN NEGARA TUJUAN

JENIS BARANG	BERAT BERSIH (KG)		PERUB	NILAI FOB (US \$)		PERUB
	JAN-SEP 2005	JAN-SEP 2006	%	JAN-SEP 2005	JAN-SEP 2006	%
(1)	(2)	(3)	(4)	(5)	(6)	(7)
MALTA	3,692	1,707	-53.76	8,573	20,212	135.76
SLOVAKIA	378,105	613,833	62.34	19,641,559	24,684,102	25.67
SLOVENIA	17,042	52,858	210.16	220,575	641,564	190.86
CZECH REPUBLIC	29,776	31,233	4.89	468,051	482,243	3.03
RUSSIA FEDERATION	190,659	282,727	48.29	2,858,438	4,337,898	51.76
-PRODUK KERAMIK	481,319,242	464,184,554	-3.56	207,930,168	223,991,002	7.72
JAPAN	7,546,417	7,094,524	-5.99	15,927,983	20,542,230	28.97
HONG KONG	1,160,951	1,030,012	-11.28	2,428,156	1,655,029	-31.84
KOREA, REPUBLIC OF	34,496,673	36,599,420	6.1	11,743,107	14,928,803	27.13
TAIWAN	21,032,487	36,989,422	75.87	11,588,584	9,172,671	-20.85
CHINA	960,159	683,698	-28.79	1,558,829	1,107,827	-28.93
MACAU	0	40,167	-	0	223,671	-
PAPUA NEW GUINEA	674,827	137,396	-79.64	137,970	34,997	-74.63
THAILAND	29,330,891	24,121,050	-17.76	7,129,607	6,854,277	-3.86
SINGAPORE	36,102,639	6,073,990	-83.18	6,828,098	3,821,837	-44.03
PHILIPPINES	4,833,525	7,987,272	65.25	1,404,476	2,256,567	60.67
MALAYSIA	58,574,802	43,252,980	-26.16	11,828,088	8,471,911	-28.37
MYANMAR (FORM. BURMA)	857,127	1,031,109	20.3	155,954	161,250	3.4
CAMBODIA	1,176,277	1,443,112	22.68	255,449	313,953	22.9
BRUNEI DARUSSALAM	2,315,364	1,716,549	-25.86	632,066	574,656	-9.08
LAO PEOPLE'S DEMOCRATIC REPU	281,762	217,903	-22.66	83,303	65,384	-21.51
NEPAL	42,412	40,236	-5.13	14,986	13,785	-8.01
VIET NAM	320,557	818,600	155.37	163,142	238,785	46.37
MALDIVES	1,798,564	2,021,613	12.4	470,434	526,078	11.83
INDIA	1,188,549	1,128,251	-5.07	1,376,042	1,676,540	21.84
PAKISTAN	11,428,823	8,950,805	-21.68	2,025,133	1,594,839	-21.25
BANGLADESH	261,871	434,696	66	206,793	267,707	29.46
SRI LANKA	7,218,172	10,551,527	46.18	1,486,096	2,061,791	38.74
AFGHANISTAN	110,054	24,320	-77.9	36,394	21,615	-40.61
IRAN (ISLAMIC REPUBLIC OF)	2,277	15,722	590.47	12,857	59,594	363.51
SAUDI ARABIA	19,008,560	18,826,520	-0.96	3,406,120	3,325,848	-2.36
KUWAIT	5,881,048	2,254,017	-61.67	1,050,253	715,019	-31.92
JORDAN	400,311	507,339	26.74	69,834	112,498	61.09
LEBANON	80,692	3,414	-95.77	29,002	4,700	-83.79
YEMEN	1,031,803	1,251,740	21.32	264,268	303,057	14.68
OMAN	4,533	1,698	-62.54	9,115	17,699	94.17
SYRIA ARAB REPUBLIC	0	1,133	-	0	14,567	-
TURKEY	4,966,196	3,112,734	-37.32	2,094,968	1,336,340	-36.21
UNITED ARAB EMIRATES	4,551,643	3,222,130	-29.21	2,257,993	2,367,137	4.83
QATAR	559,667	1,663,347	197.2	297,970	716,451	140.44
BAHRAIN	435,211	573,146	31.69	94,603	218,547	131.01
CYPRUS	149,715	118,050	-21.15	62,193	56,622	-8.96
EGYPT	371,015	1,009,522	172.1	304,316	435,620	43.15
MOROCCO	69,651	7,849	-88.73	16,310	12,077	-25.95
TUNISIA	1,899	3,445	81.41	2,507	4,657	85.76
SUDAN	592,755	438,975	-25.94	124,708	85,139	-31.73
NAMIBIA	1,507	649	-56.93	1,901	1,064	-44.03
ETHIOPIA	41,681	274	-99.34	7,760	752	-90.31
TANZANIA, UNITED REPUBLIC OF	72,701	343	-99.53	10,641	862	-91.9
MADAGASCAR	108,289	75,120	-30.63	17,649	15,445	-12.49
KENYA	7,045	26,208	272.01	14,169	4,583	-67.65
REUNION	980,069	1,650,061	68.36	834,435	339,540	-59.31
MOZAMBIQUE	2,656	42,122	1485.92	3,033	7,493	147.05
BOTSWANA	0	81,600	-	0	10,700	-
TOGO	4,274	0	-100	1,400	0	-100
GHANA	11,176	187	-98.33	6,070	348	-94.27
GUINEA	100	265	165	87	721	728.74
ANGOLA	209,241	701,716	235.36	66,750	165,289	147.62
CAMEROON	7,937	35,998	353.55	17,136	6,050	-64.69
NIGERIA	394,839	274,091	-30.58	94,041	58,684	-37.6
GABON	9,101	11,015	21.03	13,505	14,390	6.55
COTE D'IVOIRE	4,583	20	-99.56	3,223	19	-99.41
SENEGAL	428	6,203	1349.3	280	7,001	2400.36
MAURITANIA	3,604	0	-100	25,466	0	-100
BENIN	0	34,279	-	0	39,552	-
U.S. VIRGIN ISLANDS	276	29,796	10695.65	727	25,456	3401.51
SEYCHELLES	4,650	126,939	2629.87	15,602	121,422	678.25
UGANDA	0	214	-	0	279	-
SAO TOME AND PRINCIPE	17,533	2,318	-86.78	18,500	1,800	-90.27
SOUTH AFRICA	6,684,888	6,640,266	-0.67	6,089,778	13,591,412	123.18
MAURITIUS	3,960,532	3,703,450	-6.49	687,969	693,477	0.8
VIRGIN ISLANDS (BRITISH)	321	1	-99.69	1,265	9	-99.29

TABEL 5. PERKEMBANGAN EKSPOR INDONESIA MENURUT KOMODITI DAN NEGARA TUJUAN

JENIS BARANG	BERAT BERSIH (KG)		PERUB	NILAI FOB (US \$)		PERUB
	JAN-SEP 2005	JAN-SEP 2006	%	JAN-SEP 2005	JAN-SEP 2006	%
(1)	(2)	(3)	(4)	(5)	(6)	(7)
AUSTRALIA	27,284,783	31,151,555	14.17	11,427,859	11,443,229	0.13
NEW ZEALAND	2,614,413	2,138,513	-18.2	1,153,122	921,000	-20.13
MICRONESIA, FEDERATED STATES	3,053	0	-100	3,053	0	-100
GUAM	7,807	101,059	1194.47	7,664	36,135	371.49
PALAU	938	18,575	1880.28	1,155	3,962	243.03
NEW CALEDONIA	23,211	16,347	-29.57	31,639	23,229	-26.58
NORTHERN MARIANA ISLANDS	3,630	3,395	-6.47	15,289	6,570	-57.03
SAINT VINCENT AND THE GRENADI	4,935	2,436	-50.64	6,168	2,245	-63.6
VANUATU	4,598	245,962	5249.33	2,218	87,873	3861.81
WALLIS AND FUTUNA ISLANDS	1,704	2,459	44.31	659	2,728	313.96
AMERICAN SAMOA	121,161	0	-100	25,443	0	-100
COOK ISLANDS	69,620	44,259	-36.43	17,996	13,465	-25.18
FIJI	962,933	573,009	-40.49	377,101	211,713	-43.86
MARSHALL ISLANDS	0	3,758	-	0	708	-
SAMOA	32,341	0	-100	19,858	0	-100
TONGA	39,252	19,727	-49.74	15,078	7,293	-51.63
CHRISTMAS ISLANDS	591	0	-100	1,050	0	-100
UNITED STATES MINOR OUTLYING	157	0	-100	315	0	-100
EAST TIMOR	810,176	634,608	-21.67	192,987	147,041	-23.81
UNITED STATES	116,090,467	130,424,287	12.35	59,097,580	63,378,844	7.24
CANADA	9,279,378	8,483,380	-8.58	5,571,430	4,729,124	-15.12
MEXICO	445,577	1,074,060	141.05	414,110	1,794,564	333.35
GUATEMALA	827,637	864,049	4.4	152,436	180,407	18.35
HONDURAS	33	161,210	488415.15	50	45,061	90022
NICARAGUA	0	129	-	0	56	-
PANAMA	440,564	623,983	41.63	96,502	139,909	44.98
CUBA	13,193	914	-93.07	50,847	390	-99.23
SURINAME	0	633	-	0	526	-
CHILE	899,916	888,917	-1.22	334,770	375,646	12.21
VENEZUELA	63,490	36,086	-43.16	26,818	30,773	14.75
ARGENTINA	48,267	72,571	50.35	49,425	58,630	18.62
BRAZIL	18,795	11,288	-39.94	34,274	15,671	-54.28
COLOMBIA	245,896	131,686	-46.45	56,827	54,457	-4.17
BOLIVIA	0	19	-	0	26	-
URUGUAY	22,545	52,922	134.74	5,959	15,272	156.28
ECUADOR	174,288	87,138	-50	36,155	42,303	17
PERU	206,016	191,970	-6.82	57,981	83,006	43.16
GUYANA	4,197	0	-100	1,350	0	-100
TRINIDAD AND TOBAGO	455,195	175,245	-61.5	108,883	45,345	-58.35
BAHAMAS	7,452	5,878	-21.12	53,969	63,391	17.46
JAMAICA	355,218	832,148	134.26	98,028	178,769	82.37
PUERTO RICO	2,678,406	864,027	-67.74	718,672	270,215	-62.4
BELIZE	1,470	4,088	178.1	1,554	1,558	0.26
DOMINICAN REPUBLIC	6,923	7,330	5.88	13,391	8,831	-34.05
EL SALVADOR	4,215	1,533	-63.63	1,949	996	-48.9
COSTA RICA	80,387	32,890	-59.09	36,537	30,331	-16.99
HAITI	42,288	38	-99.91	15,275	26	-99.83
BARBADOS	1,146	8,386	631.76	1,221	10,153	731.53
ANTIGUA AND BARBUDA	1,444	509	-64.75	2,496	857	-65.67
ANGUILLA	1,370	7	-99.49	1,654	132	-92.02
ARUBA	4,160	83,863	1915.94	8,602	30,537	255
BERMUDA	96	458	377.08	555	3,267	488.65
CAYMAN ISLANDS	235	1,436	511.06	208	640	207.69
DOMINICA	3,263	0	-100	4,127	0	-100
FALKLAND ISLANDS (MALVINAS)	210	0	-100	676	0	-100
FRENCH GUIANA	58	1,131	1850	68	761	1019.12
FRENCH POLYNESIA	516,927	589,300	14	88,202	171,465	94.4
GRENADA	180	124,407	69015	471	35,327	7400.42
MARTINIQUE	251	1,323	427.09	602	2,971	393.52
NETHERLANDS ANTILLES	1,594	1,628	2.13	2,074	4,567	120.2
NORFOLK ISLANDS	0	509	-	0	706	-
SAINT LUCIA	0	27,983	-	0	8,005	-
TURKS AND CAICOS ISLANDS	1,005	5,057	403.18	1,240	2,478	99.84
GUADELOUPE	2,667	7,967	198.73	5,231	13,942	166.53
SAINT KITTS AND NEVIS	0	222	-	0	372	-
UNITED KINGDOM	3,819,780	6,764,754	77.1	8,144,437	12,238,592	50.27
NETHERLANDS	1,975,474	1,582,849	-19.87	1,745,004	1,167,531	-33.09
FRANCE	853,091	1,735,645	103.45	1,402,884	2,468,888	75.99
GERMANY, FED. REP. OF	985,813	807,411	-18.1	1,883,180	1,190,471	-36.78
AUSTRIA	16,041	5,079	-68.34	46,083	17,298	-62.46
BELGIUM	1,811,728	3,169,812	74.96	2,328,774	3,043,452	30.69
SWITZERLAND	61,783	230,392	272.91	147,109	553,489	276.24
LUXEMBOURG	1,807	1	-99.94	2,958	2	-99.93

TABEL 5. PERKEMBANGAN EKSPOR INDONESIA MENURUT KOMODITI DAN NEGARA TUJUAN

JENIS BARANG	BERAT BERSIH (KG)		PERUB	NILAI FOB (US \$)		PERUB
	JAN-SEP 2005	JAN-SEP 2006	%	JAN-SEP 2005	JAN-SEP 2006	%
(1)	(2)	(3)	(4)	(5)	(6)	(7)
DENMARK	130,640	184,773	41.44	85,961	131,189	52.61
NORWAY	4,006,415	2,034,700	-49.21	1,029,334	720,944	-29.96
SWEDEN	794,813	1,136,854	43.03	672,709	581,197	-13.6
FINLAND	85,226	229,594	169.39	613,358	1,461,245	138.24
IRELAND	557,204	421,584	-24.34	482,867	668,898	38.53
ITALY	10,342,515	10,622,274	2.7	6,133,934	7,167,533	16.85
SPAIN	1,919,912	1,172,064	-38.95	1,879,209	1,685,924	-10.29
PORTUGAL	17,648	45,824	159.66	36,081	63,636	76.37
ICELAND	47,798	0	-100	46,130	0	-100
MONTSEERRAT	0	17,280	-	0	2,957	-
GREECE	5,156,046	3,577,865	-30.61	1,160,532	736,599	-36.53
HUNGARY	14,493	78,067	438.65	14,543	51,707	255.55
POLAND	1,942,465	1,578,816	-18.72	416,048	389,525	-6.37
ROMANIA	7,117	60,762	753.76	8,052	102,200	1169.25
BULGARIA	36,170	1,942	-94.63	124,892	3,738	-97.01
YUGOSLAVIA	1,923	88,108	4481.8	3,553	18,095	409.29
ALBANIA	0	2,184	-	0	1,138	-
AZERBAIJAN	19	0	-100	37	0	-100
KAZAKHSTAN	0	3	-	0	67	-
UKRAINE	5,501,130	4,814,534	-12.48	1,756,224	1,496,582	-14.78
UZBEKISTAN	1	0	-100	7	0	-100
LITHUANIA	74	23,243	31309.46	398	5,068	1173.37
LATVIA	0	11,165	-	0	24,020	-
ESTONIA	195,876	319,272	63	50,656	81,368	60.63
GEORGIA	9	47	422.22	60	226	276.67
CROATIA	27,392	1,627	-94.06	8,545	4,235	-50.44
MALTA	67,504	171,383	153.89	41,979	45,610	8.65
SLOVAKIA	46	243,458	529156.52	97	92,103	94851.55
SLOVENIA	3,617	11,014	204.51	3,702	32,082	766.61
CZECH REPUBLIC	13,093	16,931	29.31	163,557	45,824	-71.98
RUSSIA FEDERATION	3,645,547	3,342,408	-8.32	1,537,327	1,481,948	-3.6
-EMAS BATANGAN	11,865	25,689	116.51	138,466,318	426,444,639	207.98
JAPAN	1,235	3,006	143.4	15,618	351,912	2153.25
HONG KONG	1,401	661	-52.82	19,298,246	14,718,934	-23.73
THAILAND	2,391	0	-100	30,706,051	0	-100
SINGAPORE	2,631	12,590	378.53	38,104,817	244,188,546	540.83
MALAYSIA	232	2,047	782.33	4,190,171	39,535,535	843.53
AUSTRALIA	3,975	5,150	29.56	46,151,415	94,824,588	105.46
SWITZERLAND	0	2,235	-	0	32,825,124	-
-PESAWAT UDARA DAN BAGIANNY.	2,591,969	4,870,123	87.89	68,100,703	217,676,286	219.64
JAPAN	22,097	14,374	-34.95	2,268,925	3,055,530	34.67
HONG KONG	50,752	53,832	6.07	2,840,991	1,918,334	-32.48
KOREA, REPUBLIC OF	2,285	2,283	-0.09	1,015,697	1,178,674	16.05
TAIWAN	3,721	67,235	1706.91	18,260	7,352	-59.74
CHINA	187	162,481	86788.24	22,695	1,780,178	7743.92
MACAU	2,500	0	-100	350,000	0	-100
PAPUA NEW GUINEA	39	3,043	7702.56	20,448	570,723	2691.09
THAILAND	450,043	433,378	-3.7	4,898,506	4,476,720	-8.61
SINGAPORE	572,358	685,305	19.73	9,466,408	81,511,793	761.06
PHILIPPINES	192	702	265.63	47,169	541,628	1048.27
MALAYSIA	25,526	430,813	1587.74	7,706,585	47,108,508	511.28
BRUNEI DARUSSALAM	196	181	-7.65	61,800	68,484	10.82
VIET NAM	0	21,382	-	0	503,450	-
INDIA	2,056	7,692	274.12	1,016,000	501,900	-50.6
PAKISTAN	1,087	1,227	12.88	574,085	1,779,405	209.95
BANGLADESH	8,059	0	-100	1,843,680	0	-100
SRI LANKA	0	120	-	0	1,320	-
IRAN (ISLAMIC REPUBLIC OF)	8,960	874	-90.25	2,480,000	30,000	-98.79
SAUDI ARABIA	168	25	-85.12	4,500	1	-99.98
JORDAN	0	1,675	-	0	60,000	-
YEMEN	260,000	0	-100	4,000,000	0	-100
TURKEY	55,037	2,123	-96.14	1,593,746	948,723	-40.47
UNITED ARAB EMIRATES	3,647	144,979	3875.29	464,519	1,378,138	196.68
BAHRAIN	0	1	-	0	500	-
LIBYAN ARAB JAMAHIRIYA	0	150,000	-	0	2,000,000	-
KENYA	1,586	100,383	6229.32	24,750	1,042,275	4111.21
GHANA	0	1,300	-	0	100,000	-
BENIN	0	172	-	0	380	-
SOUTH AFRICA	6,862	107,496	1466.54	526,334	1,528,680	190.44
AUSTRALIA	3,452	217,292	6194.67	1,038,058	2,184,609	110.45
NEW ZEALAND	31,466	6,090	-80.65	7,980	141,296	1670.63

TABEL 5. PERKEMBANGAN EKSPOR INDONESIA MENURUT KOMODITI DAN NEGARA TUJUAN

JENIS BARANG	BERAT BERSIH (KG)		PERUB	NILAI FOB (US \$)		PERUB
	JAN-SEP 2005	JAN-SEP 2006	%	JAN-SEP 2005	JAN-SEP 2006	%
(1)	(2)	(3)	(4)	(5)	(6)	(7)
FIJI	192	0	-100	1,230	0	-100
EAST TIMOR	281	0	-100	219	0	-100
UNITED STATES	299,855	572,552	90.94	4,800,872	16,096,904	235.29
CANADA	393	695	76.84	281,320	67,653	-75.95
BRAZIL	777	0	-100	1,160	0	-100
PERU	74	0	-100	1,850	0	-100
FRENCH POLYNESIA	19	0	-100	1,579	0	-100
UNITED KINGDOM	429,177	1,451,433	238.19	10,032,137	24,265,308	141.88
NETHERLANDS	31,065	22,876	-26.36	1,075,307	1,184,151	10.12
FRANCE	13,321	25,542	91.74	732,494	2,337,237	219.08
GERMANY, FED. REP. OF	13,212	38,059	188.06	1,096,240	4,920,744	348.87
AUSTRIA	352	0	-100	10,000	0	-100
BELGIUM	5,505	12,536	127.72	1,215,072	1,536,969	26.49
SWITZERLAND	36,844	10,219	-72.26	423,435	243,074	-42.59
LUXEMBOURG	0	28,000	-	0	4,000,000	-
DENMARK	0	1,196	-	0	57,696	-
NORWAY	210	12,620	5909.52	5,000	1,502,500	29950
SWEDEN	39	0	-100	4,475	0	-100
IRELAND	4,661	34,996	650.83	1,004,708	638,473	-36.45
ITALY	2,397	720	-69.96	232,774	76,301	-67.22
SPAIN	186,013	6,300	-96.61	3,321,257	3,426,628	3.17
PORTUGAL	1,881	0	-100	750	0	-100
GREECE	960	0	-100	771	0	-100
POLAND	518	102	-80.31	1,634	770	-52.88
ROMANIA	10,998	0	-100	532,000	0	-100
BULGARIA	1,824	0	-100	20,000	0	-100
MOLDOVA, REPUBLIC OF	22,300	0	-100	250,000	0	-100
ESTONIA	55	0	-100	550	0	-100
CROATIA	0	65	-	0	100	-
RUSSIA FEDERATION	16,770	35,754	113.2	762,733	2,903,177	280.63
-KAPAL LAUT DAN SEJENISNYA	188,593,222	204,092,589	8.22	166,249,323	278,458,318	67.49
JAPAN	47	57,292	121797.87	5,335	108,734	1938.13
HONG KONG	61,001	0	-100	306,046	0	-100
KOREA, REPUBLIC OF	924,020	26,549	-97.13	906,253	31,355	-96.54
TAIWAN	90	0	-100	120	0	-100
CHINA	0	20,121,228	-	0	11,016,140	-
THAILAND	1,353,001	11,282,656	733.9	327,380	13,427,715	4001.57
SINGAPORE	160,470,168	139,491,456	-13.07	83,303,912	181,767,825	118.2
PHILIPPINES	0	650	-	0	130	-
MALAYSIA	3,635,847	7,210,153	98.31	7,061,431	6,321,678	-10.48
MYANMAR (FORM. BURMA)	3,934,754	0	-100	7,320,000	0	-100
BRUNEI DARUSSALAM	0	5,000	-	0	1,057	-
VIET NAM	107,200	343,160	220.11	151,260	193,176	27.71
INDIA	278,800	398,660	42.99	1,053,602	1,316,779	24.98
PAKISTAN	126	314	149.21	14,927	16,263	8.95
BANGLADESH	479,000	0	-100	137,350	0	-100
SRI LANKA	0	400	-	0	3,267	-
IRAN (ISLAMIC REPUBLIC OF)	0	1,447,061	-	0	116,763	-
SAUDI ARABIA	12,450	197,953	1489.98	33,405	323,600	868.72
KUWAIT	189,000	12,742	-93.26	300,000	168,035	-43.99
TURKEY	524,000	0	-100	239,514	0	-100
UNITED ARAB EMIRATES	2,248,000	3,804,766	69.25	3,534,500	20,551,493	481.45
KENYA	0	8,997	-	0	30,000	-
NIGERIA	100	0	-100	1,020	0	-100
SOUTH AFRICA	561	0	-100	4,019	0	-100
MAURITIUS	0	5,301	-	0	5,721	-
AUSTRALIA	1,818,075	730,971	-59.79	2,979,754	10,976,645	268.37
NEW ZEALAND	1,500	0	-100	37,956	0	-100
SOLOMON ISLANDS	0	15,257	-	0	18,478	-
UNITED STATES	3,859	68,172	1666.57	61,812	14,880	-75.93
CANADA	0	236,000	-	0	229,000	-
PANAMA	3,392,000	0	-100	15,011,565	0	-100
UNITED KINGDOM	124	2,604	2000	1,600	65,789	4011.81
NETHERLANDS	17,776	571,342	3114.12	287,128	6,524,376	2172.29
FRANCE	353	2,012	469.97	2,805	28,633	920.78
GERMANY, FED. REP. OF	85	17,030,079	20035287.06	500	24,700,510	4940002
BELGIUM	51,000	42,000	-17.65	71,695	173,932	142.6
DENMARK	0	440	-	0	16,394	-
FINLAND	0	424	-	0	217	-
ITALY	0	45,000	-	0	117,141	-
SPAIN	275	0	-100	500	0	-100
BULGARIA	0	931,000	-	0	152,092	-

TABEL 5. PERKEMBANGAN EKSPOR INDONESIA MENURUT KOMODITI DAN NEGARA TUJUAN

JENIS BARANG	BERAT BERSIH (KG)		PERUB	NILAI FOB (US \$)		PERUB
	JAN-SEP 2005	JAN-SEP 2006	%	JAN-SEP 2005	JAN-SEP 2006	%
(1)	(2)	(3)	(4)	(5)	(6)	(7)
RUSSIA FEDERATION	9,090,010	2,950	-99.97	43,093,934	40,500	-99.91
-PERLENGKAPAN OLAHRAGA DAN	23,105,113	25,438,098	10.1	156,063,520	165,955,492	6.34
JAPAN	1,025,839	892,441	-13	15,081,691	15,560,769	3.18
HONG KONG	832,212	255,370	-69.31	3,660,828	1,640,951	-55.18
KOREA, REPUBLIC OF	296,599	434,983	46.66	1,324,987	1,187,363	-10.39
TAIWAN	31,696	21,017	-33.69	166,851	109,292	-34.5
CHINA	367,818	477,594	29.85	2,841,308	3,790,187	33.4
MONGOLIA	5,197	0	-100	39,965	0	-100
PAPUA NEW GUINEA	2,403	3,385	40.87	10,505	12,041	14.62
THAILAND	35,189	39,560	12.42	241,625	173,778	-28.08
SINGAPORE	102,553	600,890	485.93	2,262,294	7,309,068	223.08
PHILIPPINES	158,551	143,420	-9.54	309,023	281,372	-8.95
MALAYSIA	347,194	317,912	-8.43	1,105,401	1,313,366	18.81
CAMBODIA	0	62,590	-	0	25,045	-
BRUNEI DARUSSALAM	396	1,438	263.13	2,397	28,649	1095.2
VIET NAM	13,238	6,433	-51.41	41,676	25,317	-39.25
MALDIVES	2,045	4,625	126.16	4,194	6,731	60.49
INDIA	84,062	117,983	40.35	491,455	829,206	68.72
PAKISTAN	120,543	205,676	70.62	365,868	580,914	58.78
BANGLADESH	1,545	10,477	578.12	11,544	13,816	19.68
SRI LANKA	163,707	134,931	-17.58	159,592	119,036	-25.41
IRAN (ISLAMIC REPUBLIC OF)	1,766	26,375	1393.49	13,147	61,122	364.91
SAUDI ARABIA	230,940	317,047	37.29	279,127	385,374	38.06
KUWAIT	1,767	10,374	487.1	7,083	60,110	748.65
JORDAN	38,540	74,656	93.71	75,027	178,358	137.73
LEBANON	14,507	19,097	31.64	31,528	42,251	34.01
YEMEN	0	78	-	0	118	-
OMAN	4,284	0	-100	10,322	0	-100
TURKEY	9,182	9,794	6.67	57,247	68,022	18.82
UNITED ARAB EMIRATES	207,551	134,280	-35.3	1,102,364	816,466	-25.93
QATAR	0	549	-	0	10,474	-
BAHRAIN	173	88	-49.13	840	533	-36.55
CYPRUS	6,587	3,176	-51.78	31,036	23,472	-24.37
EGYPT	14,866	12,626	-15.07	95,049	115,974	22.01
MOROCCO	6,492	6,404	-1.36	37,473	51,339	37
TUNISIA	210	436	107.62	250	2,489	895.6
ALGERIA	0	10,005	-	0	9,108	-
SUDAN	22,476	22,958	2.14	138,514	151,279	9.22
TANZANIA, UNITED REPUBLIC OF	45	0	-100	600	0	-100
KENYA	1,052	0	-100	6,854	0	-100
REUNION	3,759	3,759	0	9,216	9,677	5
MOZAMBIQUE	0	112	-	0	1,440	-
GHANA	184	0	-100	128	0	-100
ANGOLA	1,439	1,501	4.31	2,469	1,506	-39
CAMEROON	298	52	-82.55	415	1,042	151.08
NIGERIA	12,407	6,066	-51.11	8,665	22,254	156.83
BENIN	0	579	-	0	682	-
SEYCHELLES	0	471	-	0	560	-
UGANDA	0	535	-	0	3,467	-
CENTRAL AFRICAN REPUBLIC	0	664	-	0	6,844	-
NIGER	0	4,861	-	0	32,479	-
DJIBOUTI	420	0	-100	535	0	-100
SOUTH AFRICA	51,017	64,534	26.5	216,549	275,454	27.2
ZIMBABWE	587	0	-100	4,549	0	-100
MAURITIUS	1,613	278	-82.77	4,915	2,200	-55.24
VIRGIN ISLANDS (BRITISH)	32,446	0	-100	195,575	0	-100
AUSTRALIA	698,638	617,486	-11.62	3,641,135	2,942,438	-19.19
NEW ZEALAND	146,189	177,726	21.57	649,793	668,064	2.81
GUAM	79	92	16.46	1,340	2,055	53.36
FIJI	2,361	1,668	-29.35	8,149	1,991	-75.57
TONGA	261	6,365	2338.7	460	14,800	3117.39
EAST TIMOR	5,628	3,257	-42.13	30,974	5,064	-83.65
UNITED STATES	7,133,615	7,760,439	8.79	48,858,296	51,258,082	4.91
CANADA	640,331	448,225	-30	3,516,312	2,766,022	-21.34
MEXICO	1,245,930	1,158,718	-7	8,907,374	8,215,325	-7.77
GUATEMALA	837	6,902	724.61	12,464	57,700	362.93
PANAMA	8,543	13,797	61.5	89,104	134,951	51.45
CHILE	218,508	196,970	-9.86	1,232,133	1,190,766	-3.36
VENEZUELA	123,243	96,798	-21.46	904,465	775,750	-14.23
ARGENTINA	157,250	176,690	12.36	873,436	1,071,217	22.64
BRAZIL	323,658	550,818	70.19	2,423,177	3,627,198	49.69
COLOMBIA	51,200	49,640	-3.05	372,318	345,540	-7.19

TABEL 5. PERKEMBANGAN EKSPOR INDONESIA MENURUT KOMODITI DAN NEGARA TUJUAN

JENIS BARANG	BERAT BERSIH (KG)		PERUB	NILAI FOB (US \$)		PERUB
	JAN-SEP 2005	JAN-SEP 2006	%	JAN-SEP 2005	JAN-SEP 2006	%
(1)	(2)	(3)	(4)	(5)	(6)	(7)
BOLIVIA	696	1,047	50.43	3,500	5,264	50.4
URUGUAY	4,301	11,627	170.33	25,338	61,614	143.17
ECUADOR	8,938	42,595	376.56	18,841	132,369	602.56
PERU	8,719	21,245	143.66	67,007	182,536	172.41
BELIZE	1,396	0	-100	1,475	0	-100
DOMINICAN REPUBLIC	991	0	-100	7,348	0	-100
EL SALVADOR	13,848	22,223	60.48	98,696	213,801	116.63
COSTA RICA	17,685	1,513	-91.44	57,892	12,893	-77.73
UNITED KINGDOM	2,017,562	2,446,586	21.26	11,591,469	12,591,675	8.63
NETHERLANDS	1,204,654	830,908	-31.03	8,682,156	5,696,988	-34.38
FRANCE	1,728,006	1,296,376	-24.98	11,380,963	8,309,902	-26.98
GERMANY, FED. REP. OF	998,934	2,530,937	153.36	8,998,879	13,870,615	54.14
AUSTRIA	47,836	93,960	96.42	404,885	726,896	79.53
BELGIUM	115,230	198,571	72.33	965,204	1,369,984	41.94
SWITZERLAND	222,460	68,753	-69.09	580,222	343,024	-40.88
DENMARK	80,471	78,604	-2.32	204,725	248,599	21.43
NORWAY	44,011	42,442	-3.57	149,785	215,192	43.67
SWEDEN	252,548	307,188	21.64	805,301	1,162,574	44.37
FINLAND	53,583	62,722	17.06	162,614	225,861	38.89
IRELAND	17,387	24,571	41.32	90,987	99,727	9.61
ITALY	588,358	551,173	-6.32	4,357,372	4,030,473	-7.5
SPAIN	75,430	93,883	24.46	558,009	720,222	29.07
PORTUGAL	0	878	-	0	9,420	-
ICELAND	2,905	2,632	-9.4	22,154	21,927	-1.02
GREECE	40,774	29,699	-27.16	214,615	122,041	-43.13
HUNGARY	404	38,524	9435.64	9,960	228,334	2192.51
POLAND	23,253	47,277	103.32	183,414	332,083	81.06
ROMANIA	95,598	19,008	-80.12	994,672	46,112	-95.36
BULGARIA	2,096	0	-100	10,915	0	-100
YUGOSLAVIA	279	2,152	671.33	4,762	25,782	441.41
BELARUS	0	1,261	-	0	11,941	-
UKRAINE	22,429	41,911	86.86	162,125	365,919	125.7
UZBEKISTAN	0	9,588	-	0	27,358	-
LITHUANIA	640	2,973	364.53	8,120	32,924	305.47
LATVIA	779	5,792	643.52	13,374	61,721	361.5
GEORGIA	8	0	-100	189	0	-100
CROATIA	27,347	51,158	87.07	57,821	110,075	90.37
MALTA	630	1,979	214.13	7,589	9,634	26.95
SLOVAKIA	2,713	11,811	335.35	24,473	94,762	287.21
SLOVENIA	21,048	8,021	-61.89	51,054	19,368	-62.06
CZECH REPUBLIC	7,782	360,499	4532.47	46,478	2,642,071	5584.56
RUSSIA FEDERATION	341,718	348,340	1.94	3,067,526	3,155,853	2.88
-PENA DAN PENSIL	6,787,535	7,718,120	13.71	43,970,657	50,779,467	15.48
JAPAN	181,337	324,943	79.19	1,927,673	3,727,776	93.38
HONG KONG	69,214	67,684	-2.21	575,231	540,196	-6.09
KOREA, DEMOCRATIC PEOPLE'S RI	0	3	-	0	14	-
KOREA, REPUBLIC OF	23,912	32,381	35.42	239,114	316,431	32.33
TAIWAN	52,658	25,496	-51.58	284,251	218,302	-23.2
CHINA	11,804	91,103	671.8	103,766	691,501	566.4
PAPUA NEW GUINEA	13,854	1,571	-88.66	18,529	14,110	-23.85
THAILAND	116,021	156,587	34.96	787,255	1,188,588	50.98
SINGAPORE	131,459	105,607	-19.67	1,065,592	725,007	-31.96
PHILIPPINES	72,553	87,471	20.56	429,707	555,841	29.35
MALAYSIA	173,502	282,766	62.98	1,506,593	2,566,394	70.34
CAMBODIA	2,021	175	-91.34	6,472	94	-98.55
BRUNEI DARUSSALAM	205	545	165.85	465	820	76.34
VIET NAM	7,421	3,770	-49.2	82,122	38,818	-52.73
MALDIVES	385	5,551	1341.82	798	26,679	3243.23
INDIA	7,245	6,154	-15.06	80,503	82,714	2.75
PAKISTAN	13,688	14,009	2.35	96,370	93,489	-2.99
BANGLADESH	26,320	36,959	40.42	229,135	332,699	45.2
SRI LANKA	3,112	868	-72.11	21,664	2,204	-89.83
IRAN (ISLAMIC REPUBLIC OF)	194,896	217,307	11.5	1,171,711	1,374,628	17.32
SAUDI ARABIA	263,552	338,716	28.52	1,704,237	2,674,775	56.95
KUWAIT	12,319	10,348	-16	121,993	116,030	-4.89
JORDAN	649	841	29.58	7,122	4,768	-33.05
LEBANON	42,669	24,824	-41.82	190,560	177,454	-6.88
SYRIA ARAB REPUBLIC	2,120	8,886	319.15	8,702	41,035	371.56
TURKEY	66,889	118,841	77.67	436,172	632,300	44.97
UNITED ARAB EMIRATES	72,805	82,790	13.71	622,326	744,928	19.7
QATAR	5,408	15,201	181.08	69,494	161,819	132.85
BAHRAIN	4,953	4,862	-1.84	53,734	56,681	5.48

TABEL 5. PERKEMBANGAN EKSPOR INDONESIA MENURUT KOMODITI DAN NEGARA TUJUAN

JENIS BARANG	BERAT BERSIH (KG)		PERUB	NILAI FOB (US \$)		PERUB
	JAN-SEP 2005	JAN-SEP 2006	%	JAN-SEP 2005	JAN-SEP 2006	%
(1)	(2)	(3)	(4)	(5)	(6)	(7)
CYPRUS	0	204	-	0	1,442	-
EGYPT	65,524	163,889	150.12	419,570	919,192	119.08
LIBYAN ARAB JAMAHIRIYA	282	0	-100	6,507	0	-100
MOROCCO	5,375	5,713	6.29	41,624	55,515	33.37
ETHIOPIA	0	256	-	0	400	-
MADAGASCAR	0	117	-	0	45	-
REUNION	8	0	-100	11	0	-100
COTE D'IVOIRE	76,999	101,950	32.4	49,722	65,700	32.13
SEYCHELLES	645	82	-87.29	187	98	-47.59
SOUTH AFRICA	9,078	10,945	20.57	78,973	160,062	102.68
AUSTRALIA	288,516	442,200	53.27	2,084,480	2,954,813	41.75
NEW ZEALAND	27,605	16,841	-38.99	251,546	144,029	-42.74
FIJI	15	198	1220	103	1,302	1164.08
SOLOMON ISLANDS	13,047	0	-100	15,465	0	-100
TONGA	319	0	-100	561	0	-100
EAST TIMOR	4,437	0	-100	1,564	0	-100
UNITED STATES	3,005,745	3,060,603	1.83	17,348,826	16,577,640	-4.45
CANADA	40,155	32,139	-19.96	453,733	437,198	-3.64
MEXICO	224,003	277,389	23.83	1,369,293	1,689,004	23.35
GUATEMALA	9,449	0	-100	56,195	0	-100
PANAMA	6,939	0	-100	5,670	0	-100
CUBA	0	730	-	0	576	-
CHILE	485	495	2.06	7,569	7,662	1.23
VENEZUELA	38,777	48,354	24.7	259,337	257,444	-0.73
ARGENTINA	2,892	2,279	-21.2	36,115	27,581	-23.63
BRAZIL	33,865	80	-99.76	196,041	10	-99.99
COLOMBIA	180,016	177,326	-1.49	1,093,890	934,578	-14.56
BOLIVIA	26	0	-100	82	0	-100
ECUADOR	5,705	5,500	-3.59	40,963	31,036	-24.23
UNITED KINGDOM	172,510	180,006	4.35	1,527,176	1,749,270	14.54
NETHERLANDS	448,698	537,108	19.7	2,329,978	2,806,748	20.46
FRANCE	8,615	108,693	1161.67	32,904	562,557	1609.69
GERMANY, FED. REP. OF	251,207	223,597	-10.99	1,661,396	1,720,676	3.57
BELGIUM	7,654	1,323	-82.71	59,738	9,864	-83.49
DENMARK	11,902	16,531	38.89	101,545	141,633	39.48
NORWAY	33,770	20,812	-38.37	344,549	221,625	-35.68
SWEDEN	67,338	69,675	3.47	709,144	723,571	2.03
FINLAND	0	2,516	-	0	29,924	-
IRELAND	30,571	24,806	-18.86	296,546	257,891	-13.04
ITALY	39,173	52,828	34.86	366,142	545,687	49.04
SPAIN	54,333	32,451	-40.27	414,426	306,913	-25.94
ICELAND	0	1,070	-	0	8,366	-
HUNGARY	1,425	0	-100	31,328	0	-100
TAJKISTAN	11	0	-100	217	0	-100
LATVIA	253	211	-16.6	5,083	5,635	10.86
CZECH REPUBLIC	47,197	32,944	-30.2	431,167	317,685	-26.32
-BATU SEMI PERMATA	959	41,847	4263.61	8,354	466,508	5484.25
JAPAN	186	14	-92.47	3,779	99,308	2527.89
HONG KONG	9	731	8022.22	96	132,776	138208.33
CHINA	0	16,598	-	0	118,402	-
THAILAND	0	3	-	0	3,335	-
UNITED STATES	709	24,300	3327.36	4,391	107,237	2342.2
CANADA	2	0	-100	41	0	-100
BRAZIL	53	0	-100	47	0	-100
UNITED KINGDOM	0	2	-	0	65	-
GERMANY, FED. REP. OF	0	199	-	0	5,385	-
-KOPER, TAS, DOMPET PLASTIK/TE	7,758,497	6,560,700	-15.44	34,669,000	34,074,228	-1.72
JAPAN	833,681	561,579	-32.64	5,431,546	3,807,423	-29.9
HONG KONG	42,490	42,324	-0.39	785,316	738,668	-5.94
KOREA, REPUBLIC OF	14,643	9,365	-36.04	40,978	29,161	-28.84
TAIWAN	33,373	40,884	22.51	100,797	78,102	-22.52
CHINA	124,891	74,948	-39.99	209,568	156,665	-25.24
PAPUA NEW GUINEA	3,429	8,773	155.85	8,595	20,459	138.03
THAILAND	153,088	100,729	-34.2	205,738	157,922	-23.24
SINGAPORE	263,878	188,552	-28.55	796,385	767,457	-3.63
PHILIPPINES	11,119	17,303	55.62	26,615	107,710	304.7
MALAYSIA	265,073	159,082	-39.99	437,407	423,762	-3.12
BRUNEI DARUSSALAM	456	3,019	562.06	3,376	12,567	272.25
NEPAL	24	0	-100	90	0	-100
VIET NAM	116	92	-20.69	1,994	80	-95.99
MALDIVES	4,715	7,349	55.86	13,442	14,558	8.3

TABEL 5. PERKEMBANGAN EKSPOR INDONESIA MENURUT KOMODITI DAN NEGARA TUJUAN

JENIS BARANG	BERAT BERSIH (KG)		PERUB	NILAI FOB (US \$)		PERUB
	JAN-SEP 2005	JAN-SEP 2006	%	JAN-SEP 2005	JAN-SEP 2006	%
	(1)	(2)	(3)	(4)	(5)	(6)
INDIA	228,496	188,369	-17.56	853,066	573,020	-32.83
PAKISTAN	1,501	3,873	158.03	2,208	18,760	749.64
BANGLADESH	86,442	48,865	-43.47	225,977	123,900	-45.17
SRI LANKA	2,594	0	-100	4,184	0	-100
IRAN (ISLAMIC REPUBLIC OF)	5,124	6,084	18.74	7,015	6,812	-2.89
SAUDI ARABIA	28,827	49,995	73.43	197,403	197,922	0.26
KUWAIT	2,489	0	-100	12,257	0	-100
JORDAN	1	6	500	17	17	0
LEBANON	4	11,796	294800	213	42,738	19964.79
SYRIA ARAB REPUBLIC	0	5,956	-	0	14,838	-
TURKEY	904	7,056	680.53	2,909	21,434	636.82
UNITED ARAB EMIRATES	495,862	366,655	-26.06	2,262,851	1,506,717	-33.42
QATAR	55	6,772	12212.73	5,190	13,919	168.19
BAHRAIN	2,961	0	-100	7,773	0	-100
CYPRUS	18	66	266.67	107	195	82.24
EGYPT	12,265	11,808	-3.73	59,126	70,565	19.35
TUNISIA	842	0	-100	5,000	0	-100
ALGERIA	6	50	733.33	33	346	948.48
MADAGASCAR	0	990	-	0	997	-
KENYA	1,352	1,056	-21.89	3,517	5,082	44.5
REUNION	410	744	81.46	2,026	2,914	43.83
MOZAMBIQUE	2	264	13100	10	1,218	12080
GHANA	0	736	-	0	1,653	-
ANGOLA	0	1,880	-	0	7,476	-
NIGERIA	3,954	71	-98.2	19,786	888	-95.51
GABON	0	1,474	-	0	1,680	-
SEYCHELLES	497	13	-97.38	1,394	971	-30.34
SOUTH AFRICA	21,783	55,125	153.06	41,536	108,153	160.38
ZIMBABWE	445	0	-100	363	0	-100
ZAMBIA	0	78	-	0	484	-
COMOROS	1,084	0	-100	2,600	0	-100
MAURITIUS	221	1,701	669.68	576	4,237	635.59
VIRGIN ISLANDS (BRITISH)	482	518	7.47	2,951	2,417	-18.1
AUSTRALIA	168,491	66,059	-60.79	307,915	360,345	17.03
NEW ZEALAND	9,757	7,498	-23.15	29,304	35,420	20.87
MICRONESIA, FEDERATED STATES	0	97	-	0	386	-
GUAM	451	925	105.1	2,108	13,814	555.31
NEW CALEDONIA	3,029	5,431	79.3	47,259	9,927	-78.99
NORTHERN MARIANA ISLANDS	45	528	1073.33	1,948	2,138	9.75
VANUATU	249	4,931	1880.32	262	6,253	2286.64
WALLIS AND FUTUNA ISLANDS	25	0	-100	27	0	-100
AMERICAN SAMOA	18	0	-100	105	0	-100
COOK ISLANDS	1,025	593	-42.15	3,603	4,793	33.03
FIJI	2,779	1,307	-52.97	13,277	3,098	-76.67
KIRIBATI	0	552	-	0	760	-
SOLOMON ISLANDS	0	864	-	0	864	-
EAST TIMOR	177	0	-100	290	0	-100
UNITED STATES	1,856,313	1,915,816	3.21	9,091,395	9,282,083	2.1
CANADA	63,561	37,389	-41.18	224,157	184,195	-17.83
MEXICO	139,384	65,901	-52.72	577,217	316,548	-45.16
GUATEMALA	1,249	0	-100	1,417	0	-100
PANAMA	40,863	20,488	-49.86	69,180	46,856	-32.27
CHILE	19,643	6,654	-66.13	37,973	15,336	-59.61
VENEZUELA	728	49	-93.27	1,439	701	-51.29
ARGENTINA	17,860	19,738	10.52	29,343	52,146	77.71
BRAZIL	54,486	32,983	-39.47	105,520	71,020	-32.7
COLOMBIA	0	623	-	0	2,424	-
URUGUAY	5,382	6,831	26.92	12,190	17,514	43.68
ECUADOR	4,151	6,252	50.61	7,339	12,992	77.03
PERU	3,900	10	-99.74	2,279	273	-88.02
TRINIDAD AND TOBAGO	0	14	-	0	396	-
BAHAMAS	237	1,990	739.66	1,672	6,046	261.6
JAMAICA	620	0	-100	15,950	0	-100
PUERTO RICO	368	1,032	180.43	3,055	12,955	324.06
DOMINICAN REPUBLIC	0	31	-	0	347	-
EL SALVADOR	0	1	-	0	15	-
COSTA RICA	4,940	2,147	-56.54	19,393	6,650	-65.71
BARBADOS	0	42	-	0	662	-
ANTIGUA AND BARBUDA	0	136	-	0	1,339	-
BERMUDA	930	107	-88.49	5,931	1,402	-76.36
FRENCH POLYNESIA	1,817	3,190	75.56	7,046	12,551	78.13
GRENADA	295	0	-100	767	0	-100
MARTINIQUE	1,375	986	-28.29	4,104	3,728	-9.16

TABEL 5. PERKEMBANGAN EKSPOR INDONESIA MENURUT KOMODITI DAN NEGARA TUJUAN

JENIS BARANG	BERAT BERSIH (KG)		PERUB	NILAI FOB (US \$)		PERUB
	JAN-SEP 2005	JAN-SEP 2006	%	JAN-SEP 2005	JAN-SEP 2006	%
(1)	(2)	(3)	(4)	(5)	(6)	(7)
NETHERLANDS ANTILLES	259	766	195.75	2,379	5,911	148.47
SAINT LUCIA	0	2	-	0	38	-
GUADELOUPE	195	766	292.82	543	3,453	535.91
UNITED KINGDOM	326,001	303,882	-6.78	844,285	1,162,812	37.73
NETHERLANDS	378,929	263,426	-30.48	4,395,771	3,945,157	-10.25
FRANCE	116,025	75,239	-35.15	356,500	879,071	146.58
GERMANY, FED. REP. OF	326,598	239,800	-26.58	1,605,602	1,245,745	-22.41
AUSTRIA	15,039	10,383	-30.96	43,214	49,094	13.61
BELGIUM	657,066	736,882	12.15	1,443,559	2,897,022	100.69
SWITZERLAND	2,251	7,845	248.51	26,077	39,365	50.96
DENMARK	8,598	3,659	-57.44	17,061	4,818	-71.76
NORWAY	10,200	6,497	-36.3	165,546	119,516	-27.8
SWEDEN	108,785	4,152	-96.18	66,221	48,739	-26.4
FINLAND	7	1,482	21071.43	21	9,058	43033.33
IRELAND	17,453	14,722	-15.65	33,383	26,246	-21.38
ITALY	422,656	402,011	-4.88	2,143,757	2,757,848	28.65
SPAIN	301,187	264,183	-12.29	1,055,857	1,242,115	17.64
PORTUGAL	1,332	3,256	144.44	5,866	7,028	19.81
GREECE	7,360	16,495	124.12	21,708	63,536	192.68
HUNGARY	758	717	-5.41	1,990	2,595	30.4
POLAND	0	146	-	0	1,001	-
BULGARIA	124	3,987	3115.32	2,153	9,018	318.86
YUGOSLAVIA	0	2	-	0	31	-
KAZAKHSTAN	0	10	-	0	142	-
UKRAINE	0	74	-	0	105	-
ESTONIA	0	875	-	0	1,207	-
GEORGIA	23	0	-100	288	0	-100
CROATIA	124	472	280.65	468	1,120	139.32
MALTA	1,309	11	-99.16	1,670	88	-94.73
SLOVAKIA	33	115	248.48	450	469	4.22
SLOVENIA	195	230	17.95	3,481	440	-87.36
CZECH REPUBLIC	2,207	100	-95.47	21,291	1,326	-93.77
RUSSIA FEDERATION	38	1,318	3368.42	4,459	20,250	354.14
-BARANG DARI LOGAM MULIA	194,357	305,313	57.09	60,465,738	63,449,064	4.93
JAPAN	6,797	5,837	-14.12	403,644	252,449	-37.46
HONG KONG	634	5,083	701.74	339,960	356,654	4.91
KOREA, REPUBLIC OF	1	1,151	115000	15	11,813	78653.33
TAIWAN	158	0	-100	470	0	-100
CHINA	79	66	-16.46	1,971	230	-88.33
PAPUA NEW GUINEA	0	47	-	0	58	-
THAILAND	2,708	11,294	317.06	485,967	1,262,770	159.85
SINGAPORE	85,047	113,094	32.98	11,149,924	11,793,793	5.77
PHILIPPINES	174	130	-25.29	1,911	1,670	-12.61
MALAYSIA	91	481	428.57	19,738	19,074	-3.36
BRUNEI DARUSSALAM	0	21	-	0	88	-
MALDIVES	0	9	-	0	163	-
INDIA	1	0	-100	1,360	0	-100
OMAN	0	2	-	0	6	-
TURKEY	482	2,044	324.07	108,243	696,297	543.27
UNITED ARAB EMIRATES	1,066	860	-19.32	9,188,210	8,181,640	-10.96
CYPRUS	128	573	347.66	31,517	34,333	8.93
NAMIBIA	397	0	-100	951	0	-100
TANZANIA, UNITED REPUBLIC OF	0	456	-	0	1,743	-
REUNION	100	227	127	394	3,276	731.47
SIERRA LEONE	11	0	-100	535	0	-100
U.S. VIRGIN ISLANDS	0	32	-	0	18,116	-
SOUTH AFRICA	345	26	-92.46	629	18,064	2771.86
MAURITIUS	3	0	-100	260	0	-100
VIRGIN ISLANDS (BRITISH)	0	113	-	0	906	-
AUSTRALIA	12,622	5,713	-54.74	401,197	299,923	-25.24
NEW ZEALAND	1,364	1,297	-4.91	22,155	68,160	207.65
PALAU	0	26	-	0	185	-
NEW CALEDONIA	236	0	-100	1,076	0	-100
NORTHERN MARIANA ISLANDS	10	5	-50	87	217	149.43
FIJI	0	31	-	0	12	-
UNITED STATES	47,654	97,274	104.13	34,151,335	35,797,482	4.82
CANADA	695	4,527	551.37	56,914	87,668	54.04
MEXICO	0	77	-	0	350	-
BRAZIL	32	0	-100	5,277	0	-100
COLOMBIA	0	172	-	0	267	-
URUGUAY	401	0	-100	1,735	0	-100
BAHAMAS	0	27	-	0	548	-

TABEL 5. PERKEMBANGAN EKSPOR INDONESIA MENURUT KOMODITI DAN NEGARA TUJUAN

JENIS BARANG	BERAT BERSIH (KG)		PERUB	NILAI FOB (US \$)		PERUB
	JAN-SEP 2005	JAN-SEP 2006	%	JAN-SEP 2005	JAN-SEP 2006	%
(1)	(2)	(3)	(4)	(5)	(6)	(7)
PUERTO RICO	0	7	-	0	3,285	-
DOMINICAN REPUBLIC	0	502	-	0	1,419	-
ANTIGUA AND BARBUDA	6	21	250	214	210	-1.87
BERMUDA	88	95	7.95	687	670	-2.47
FRENCH POLYNESIA	44	24	-45.45	89	516	479.78
MARTINIQUE	7	0	-100	90	0	-100
NETHERLANDS ANTILLES	46	41	-10.87	1,195	1,784	49.29
GUADELOUPE	8	0	-100	2,213	0	-100
UNITED KINGDOM	4,904	10,896	122.19	787,678	763,037	-3.13
NETHERLANDS	13,743	21,763	58.36	436,375	599,006	37.27
FRANCE	1,514	2,587	70.87	61,642	35,855	-41.83
GERMANY, FED. REP. OF	2,611	3,936	50.75	1,258,518	1,362,975	8.3
AUSTRIA	116	26	-77.59	20,013	8,781	-56.12
BELGIUM	448	346	-22.77	19,373	1,370	-92.93
SWITZERLAND	696	574	-17.53	340,364	305,152	-10.35
DENMARK	210	152	-27.62	341,090	348,990	2.32
NORWAY	433	630	45.5	125,501	137,306	9.41
SWEDEN	461	195	-57.7	10,361	11,386	9.89
FINLAND	0	124	-	0	873	-
IRELAND	40	1	-97.5	11,550	483	-95.82
ITALY	5,491	3,629	-33.91	545,685	708,600	29.86
SPAIN	1,557	2,658	70.71	57,582	126,117	119.02
PORTUGAL	74	151	104.05	650	1,512	132.62
ICELAND	8	11	37.5	11,644	14,903	27.99
GREECE	97	363	274.23	2,390	10,013	318.95
HUNGARY	30	0	-100	1,923	0	-100
POLAND	1	28	2700	11,208	11,496	2.57
YUGOSLAVIA	0	2	-	0	22	-
ESTONIA	4	0	-100	4,153	0	-100
MALTA	409	5,788	1315.16	10,479	60,896	481.12
SLOVAKIA	43	25	-41.86	1,269	298	-76.52
SLOVENIA	3	3	0	1,340	1,522	13.58
CZECH REPUBLIC	10	0	-100	14,288	0	-100
RUSSIA FEDERATION	19	40	110.53	10,699	22,632	111.53
-PETI KEMAS	47,348,554	20,535,902	-56.63	50,151,065	20,954,403	-58.22
JAPAN	52,027	0	-100	763,850	0	-100
HONG KONG	0	28,981	-	0	167,640	-
TAIWAN	3,402,000	0	-100	3,721,500	0	-100
PAPUA NEW GUINEA	0	4,670	-	0	2,172	-
THAILAND	32,422	5,556	-82.86	15,000	15,781	5.21
SINGAPORE	520,161	506,874	-2.55	1,173,053	334,692	-71.47
MALAYSIA	168,378	73,839	-56.15	334,850	319,600	-4.55
MYANMAR (FORM. BURMA)	62,077	0	-100	23,892	0	-100
VIET NAM	0	26,227	-	0	109,337	-
INDIA	0	127,999	-	0	52,489	-
UNITED ARAB EMIRATES	1,729	57,775	3241.53	2,500	148,620	5844.8
SOUTH AFRICA	0	29,689	-	0	26,800	-
AUSTRALIA	8,000	17,194	114.93	91,003	51,589	-43.31
EAST TIMOR	10,050	1,636	-83.72	38,474	45	-99.88
UNITED STATES	5,326,000	5,648,271	6.05	4,980,000	5,648,900	13.43
PANAMA	378,000	0	-100	356,000	0	-100
BARBADOS	1,390,000	4,609,000	231.58	1,197,500	3,502,000	192.44
BERMUDA	834,000	756,000	-9.35	669,000	706,600	5.62
UNITED KINGDOM	1,395,360	202,191	-85.51	1,246,000	423,888	-65.98
GERMANY, FED. REP. OF	6,482,252	6,550,000	1.05	9,658,752	7,869,250	-18.53
DENMARK	15,760,000	0	-100	15,719,500	0	-100
MALTA	11,509,000	1,890,000	-83.58	10,131,500	1,575,000	-84.45
RUSSIA FEDERATION	17,098	0	-100	28,691	0	-100
-KOMPUTER DAN BAGIANNYA	80,438,820	75,756,369	-5.82	1,319,497,764	1,270,316,560	-3.73
JAPAN	11,076,604	5,867,747	-47.03	283,546,392	156,311,576	-44.87
HONG KONG	2,675,449	5,451,867	103.77	49,746,691	105,462,154	112
KOREA, REPUBLIC OF	608,227	1,698,498	179.25	8,810,999	33,672,694	282.17
TAIWAN	1,226,158	1,922,158	56.76	17,970,857	37,316,999	107.65
CHINA	3,719,305	4,336,340	16.59	62,500,115	98,218,069	57.15
PAPUA NEW GUINEA	136	1,008	641.18	387	30,414	7758.91
THAILAND	839,286	2,239,307	166.81	11,886,462	34,452,688	189.85
SINGAPORE	7,811,355	8,670,289	11	190,978,342	186,562,355	-2.31
PHILIPPINES	866,839	835,073	-3.66	10,847,419	9,021,683	-16.83
MALAYSIA	670,547	1,455,022	116.99	9,121,484	25,795,976	182.8
CAMBODIA	0	717	-	0	2,305	-
BRUNEI DARUSSALAM	1,249	50	-96	366,168	70	-99.98

TABEL 5. PERKEMBANGAN EKSPOR INDONESIA MENURUT KOMODITI DAN NEGARA TUJUAN

JENIS BARANG	BERAT BERSIH (KG)		PERUB	NILAI FOB (US \$)		PERUB
	JAN-SEP 2005	JAN-SEP 2006	%	JAN-SEP 2005	JAN-SEP 2006	%
(1)	(2)	(3)	(4)	(5)	(6)	(7)
VIET NAM	110,650	116,045	4.88	1,050,618	1,157,697	10.19
MALDIVES	1,939	0	-100	8,956	0	-100
INDIA	1,667,665	1,845,620	10.67	22,566,740	24,787,262	9.84
PAKISTAN	45,654	29,892	-34.52	776,942	518,074	-33.32
BANGLADESH	978	14,271	1359.2	15,866	213,334	1244.6
SRI LANKA	15,214	3,770	-75.22	134,921	45,294	-66.43
IRAN (ISLAMIC REPUBLIC OF)	0	30,701	-	0	641,678	-
SAUDI ARABIA	13,592	11,356	-16.45	66,570	201,472	202.65
KUWAIT	0	4	-	0	6,831	-
JORDAN	24,426	10,089	-58.7	870,286	129,760	-85.09
LEBANON	0	10,166	-	0	160,516	-
YEMEN	600	0	-100	2,500	0	-100
SYRIA ARAB REPUBLIC	0	30,136	-	0	437,841	-
TURKEY	181,404	312,067	72.03	1,275,188	5,432,082	325.98
UNITED ARAB EMIRATES	1,148,590	883,696	-23.06	12,252,996	11,395,119	-7
QATAR	0	300	-	0	1,970	-
EGYPT	65,674	85,360	29.98	441,146	1,401,675	217.73
LIBYAN ARAB JAMAHIRIYA	1,473	10,656	623.42	28,211	167,240	492.82
MOROCCO	24,556	0	-100	148,298	0	-100
TUNISIA	2,293	1,435	-37.42	42,102	28,617	-32.03
ALGERIA	111,515	32,390	-70.95	738,645	332,746	-54.95
ETHIOPIA	0	766	-	0	7,850	-
TANZANIA, UNITED REPUBLIC OF	0	395	-	0	380	-
KENYA	0	679	-	0	290	-
BOTSWANA	0	117	-	0	23	-
GHANA	1,579	1,042	-34.01	1,605	1,187	-26.04
ANGOLA	603	0	-100	800	0	-100
CONGO	573	0	-100	220	0	-100
CAMEROON	2,810	0	-100	22,100	0	-100
NIGERIA	65,450	24,900	-61.96	178,009	122,715	-31.06
BENIN	0	46,800	-	0	24,800	-
UGANDA	0	927	-	0	619	-
SOUTH AFRICA	47,358	53,680	13.35	943,295	1,392,167	47.59
ZIMBABWE	0	130	-	0	130	-
ZAMBIA	0	59	-	0	12	-
MALAWI	0	60	-	0	60	-
AUSTRALIA	829,048	1,106,708	33.49	14,797,023	16,069,723	8.6
NEW ZEALAND	352	9,882	2707.39	4,500	101,277	2150.6
PALAU	0	1	-	0	2	-
AMERICAN SAMOA	0	124	-	0	1,345	-
SOLOMON ISLANDS	0	150	-	0	450	-
EAST TIMOR	11,047	8,318	-24.7	170,719	4,289	-97.49
UNITED STATES	17,889,801	9,954,924	-44.35	270,731,399	153,303,594	-43.37
CANADA	20,776	117,270	464.45	364,914	1,660,609	355.07
MEXICO	2,172,387	1,948,737	-10.3	34,404,926	28,377,749	-17.52
GUATEMALA	0	17,043	-	0	419,145	-
PANAMA	0	99	-	0	722	-
CHILE	510,519	783,267	53.43	6,406,044	9,266,028	44.65
VENEZUELA	282,027	351,194	24.52	3,643,204	4,153,223	14
ARGENTINA	770,431	866,533	12.47	10,152,577	10,717,927	5.57
BRAZIL	2,558,527	1,898,120	-25.81	23,120,399	17,679,417	-23.53
COLOMBIA	169,319	343,386	102.8	2,079,033	3,715,661	78.72
URUGUAY	10,484	370	-96.47	3,650	80	-97.81
ECUADOR	186	188	1.08	2,272	6,068	167.08
PERU	159,550	249,110	56.13	1,973,812	2,849,090	44.34
COSTA RICA	112,820	173,551	53.83	1,478,865	2,098,447	41.9
NETHERLANDS ANTILLES	3,073	52	-98.31	14,878	22,500	51.23
UNITED KINGDOM	95,057	197,987	108.28	3,222,858	4,870,029	51.11
NETHERLANDS	11,369,513	12,145,276	6.82	162,636,196	176,070,810	8.26
FRANCE	916	828	-9.61	17,228	20,478	18.86
GERMANY, FED. REP. OF	2,837,703	2,363,102	-16.72	39,923,887	30,658,136	-23.21
AUSTRIA	15	5	-66.67	85	211	148.24
BELGIUM	20	12,976	64780	882	398,569	45089.23
SWITZERLAND	760	356	-53.16	30,589	29,305	-4.2
DENMARK	0	578	-	0	25,684	-
NORWAY	0	100	-	0	700	-
SWEDEN	106	16	-84.91	250	633	153.2
FINLAND	119,054	314,254	163.96	2,709,777	4,355,411	60.73
IRELAND	383,291	409,476	6.83	8,542,505	12,945,310	51.54
ITALY	1,461	3,080	110.81	12,969	181,713	1301.13
SPAIN	1,499	379	-74.72	9,615	12,680	31.88
PORTUGAL	0	39	-	0	10,111	-
GREECE	0	488	-	0	32,209	-
CZECHOSLOVAKIA	1,146	0	-100	440	0	-100

TABEL 5. PERKEMBANGAN EKSPOR INDONESIA MENURUT KOMODITI DAN NEGARA TUJUAN

JENIS BARANG	BERAT BERSIH (KG)		PERUB	NILAI FOB (US \$)		PERUB
	JAN-SEP 2005	JAN-SEP 2006	%	JAN-SEP 2005	JAN-SEP 2006	%
(1)	(2)	(3)	(4)	(5)	(6)	(7)
HUNGARY	4,129,003	1,468,491	-64.43	25,259,837	24,436,240	-3.26
POLAND	4	8,639	215875	10	210,404	2103940
TURKMENISTAN	127	0	-100	2,832	0	-100
UZBEKISTAN	0	5,346	-	0	121,075	-
SLOVAKIA	43,680	8,420	-80.72	643,876	159,660	-75.2
SLOVENIA	2,578,732	4,776,087	85.21	14,586,484	26,780,541	83.6
CZECH REPUBLIC	346,635	175,834	-49.27	5,207,899	3,092,881	-40.61
-KENDARAAN BERMOTOR RODA 2	2,475,511	3,162,351	27.75	21,281,277	23,625,736	11.02
JAPAN	65,342	56,616	-13.35	833,316	747,512	-10.3
HONG KONG	623	328	-47.35	14,090	1,430	-89.85
TAIWAN	365	849	132.6	4,014	9,329	132.41
CHINA	1,674	801	-52.15	10,556	11,306	7.1
THAILAND	3,714	34,670	833.49	21,233	712,841	3257.23
SINGAPORE	7,255	1,055	-85.46	56,640	6,697	-88.18
PHILIPPINES	744,640	1,560,426	109.55	5,692,108	11,838,390	107.98
MALAYSIA	1,348	53,044	3835.01	9,698	113,997	1075.47
VIET NAM	93,219	41,730	-55.23	1,181,493	459,518	-61.11
MALDIVES	550	2,160	292.73	4,205	16,436	290.87
INDIA	2,038	8,291	306.82	26,467	131,772	397.87
PAKISTAN	13,385	16,352	22.17	104,910	102,209	-2.57
SRI LANKA	138	0	-100	1,617	0	-100
SAUDI ARABIA	20,000	0	-100	228,000	0	-100
JORDAN	0	11,000	-	0	75,000	-
UNITED ARAB EMIRATES	0	2,550	-	0	9,040	-
CYPRUS	0	200	-	0	842	-
EGYPT	26,312	7,500	-71.5	297,000	12,250	-95.88
ALGERIA	0	250	-	0	650	-
TANZANIA, UNITED REPUBLIC OF	224	537	139.73	1,508	556	-63.13
KENYA	3,914	0	-100	12,000	0	-100
MOZAMBIQUE	0	3,120	-	0	19,240	-
TOGO	0	21,000	-	0	17,350	-
GHANA	540	12,199	2159.07	39,000	133,320	241.85
ANGOLA	23,805	126,053	429.52	178,061	783,080	339.78
CONGO	10,305	3,600	-65.07	65,390	23,370	-64.26
BURKINA FASO	111,237	0	-100	2,856,000	0	-100
DJIBOUTI	0	6,240	-	0	40,200	-
SOUTH AFRICA	234	0	-100	2,700	0	-100
ZIMBABWE	3,300	0	-100	22,200	0	-100
AUSTRALIA	1,659	20,496	1135.44	9,162	60,804	563.65
NEW ZEALAND	4,935	32,170	551.87	37,104	324,738	775.21
WALLIS AND FUTUNA ISLANDS	0	2,459	-	0	19,800	-
COOK ISLANDS	31,178	0	-100	2,885	0	-100
TONGA	310	0	-100	1,820	0	-100
CHRISTMAS ISLANDS	0	40	-	0	500	-
EAST TIMOR	10,801	1,049	-90.29	141,909	5,622	-96.04
UNITED STATES	1,213	3,759	209.89	5,273	16,460	212.16
CANADA	235	410	74.47	1,250	2,060	64.8
MEXICO	0	85,052	-	0	652,164	-
GUATEMALA	4,400	11,520	161.82	35,000	84,000	140
HONDURAS	5,975	7,305	22.26	43,354	44,861	3.48
CHILE	0	6,000	-	0	49,514	-
VENEZUELA	0	129,840	-	0	812,480	-
ARGENTINA	200	0	-100	1,540	0	-100
BRAZIL	63,700	200	-99.69	468,566	100	-99.98
COLOMBIA	797,713	696,568	-12.68	5,715,783	4,894,340	-14.37
PARAGUAY	0	120	-	0	750	-
ECUADOR	0	110	-	0	741	-
DOMINICAN REPUBLIC	284,100	81,060	-71.47	1,893,900	512,060	-72.96
EL SALVADOR	6,900	6,240	-9.57	45,000	42,100	-6.44
COSTA RICA	14	2,880	20471.43	61	21,000	34326.23
BARBADOS	0	3,600	-	0	23,700	-
BERMUDA	4,600	8,400	82.61	35,000	65,064	85.9
UNITED KINGDOM	6,575	2,042	-68.94	38,998	16,680	-57.23
NETHERLANDS	938	550	-41.36	1,571	100	-93.63
FRANCE	13,638	10,354	-24.08	85,163	46,657	-45.21
GERMANY, FED. REP. OF	140	1,300	828.57	850	7,951	835.41
AUSTRIA	0	275	-	0	1,250	-
BELGIUM	0	10,181	-	0	13,434	-
DENMARK	0	200	-	0	2,400	-
NORWAY	0	150	-	0	1,150	-
FINLAND	0	4,256	-	0	2,174	-
ITALY	0	25,031	-	0	259,883	-
SPAIN	0	300	-	0	200	-
GREECE	102,125	37,863	-62.92	1,054,882	374,664	-64.48

TABEL 5. PERKEMBANGAN EKSPOR INDONESIA MENURUT KOMODITI DAN NEGARA TUJUAN

JENIS BARANG	BERAT BERSIH (KG)		PERUB	NILAI FOB (US \$)		PERUB
	JAN-SEP 2005	JAN-SEP 2006	%	JAN-SEP 2005	JAN-SEP 2006	%
(1)	(2)	(3)	(4)	(5)	(6)	(7)
-KENDARAAN BERMOTOR RODA 4	30,496,654	50,986,287	67.19	195,916,446	276,271,917	41.02
JAPAN	307,638	260,271	-15.4	1,572,480	1,949,882	24
HONG KONG	0	7,600	-	0	91,436	-
KOREA, REPUBLIC OF	570	0	-100	160	0	-100
TAIWAN	7,007	1,547	-77.92	38,677	6,187	-84
CHINA	3,450	123,765	3487.39	23,502	113,968	384.93
PAPUA NEW GUINEA	531,241	42,076	-92.08	3,455,290	52,300	-98.49
THAILAND	8,761,999	3,557,034	-59.4	73,232,913	19,451,217	-73.44
SINGAPORE	1,432,662	4,342,498	203.11	4,436,571	7,140,743	60.95
PHILIPPINES	6,100,393	5,547,091	-9.07	32,025,519	28,813,743	-10.03
MALAYSIA	5,637,833	11,517,761	104.29	32,327,984	61,131,972	89.1
MYANMAR (FORM. BURMA)	0	31,969	-	0	97,512	-
BRUNEI DARUSSALAM	1,219,846	1,232,592	1.04	7,855,699	7,581,272	-3.49
VIET NAM	283,202	1,988,307	602.08	2,233,687	7,663,219	243.07
INDIA	0	1,160	-	0	5,825	-
PAKISTAN	211,758	2,529,838	1094.68	2,333,939	15,759,896	575.25
BANGLADESH	27,960	8,624	-69.16	220,090	64,738	-70.59
SRI LANKA	0	13,841	-	0	323,950	-
SAUDI ARABIA	2,676,046	7,647,039	185.76	15,995,517	54,441,072	240.35
KUWAIT	524,990	492,714	-6.15	4,043,566	3,274,867	-19.01
JORDAN	16,790	0	-100	122,107	0	-100
LEBANON	0	42,757	-	0	331,861	-
YEMEN	23,854	276,157	1057.7	147,396	1,473,900	899.96
OMAN	344,160	78,780	-77.11	2,745,781	601,915	-78.08
SYRIA ARAB REPUBLIC	43,137	116,761	170.67	322,466	759,008	135.38
UNITED ARAB EMIRATES	457,364	1,606,811	251.32	3,595,720	8,606,877	139.36
QATAR	85,832	175,568	104.55	667,298	1,199,496	79.75
BAHRAIN	33,016	70,474	113.45	275,488	614,696	123.13
EGYPT	0	25,400	-	0	187,129	-
MOROCCO	5,800	88,596	1427.52	27,643	439,099	1488.46
ALGERIA	0	10,550	-	0	68,554	-
SUDAN	0	105,498	-	0	594,661	-
TANZANIA, UNITED REPUBLIC OF	1,160	19,538	1584.31	8,387	76,349	810.33
GHANA	11,599	460,574	3870.81	58,589	4,337,919	7303.98
GUINEA	0	428,250	-	0	3,963,330	-
ANGOLA	35,447	34,096	-3.81	198,510	192,837	-2.86
CONGO	0	10,000	-	0	1,180	-
SENEGAL	0	3,032	-	0	8,568	-
SEYCHELLES	0	3,810	-	0	26,266	-
SOUTH AFRICA	0	2,612,592	-	0	12,618,802	-
AUSTRALIA	180,964	1,200,150	563.2	960,117	9,958,307	937.2
NEW ZEALAND	68,440	72,120	5.38	373,675	387,296	3.65
SAINT VINCENT AND THE GRENADI	10,873	33,089	204.32	57,222	161,737	182.65
VANUATU	5,863	16,365	179.12	31,547	85,794	171.96
FIJI	55,515	21,312	-61.61	456,230	126,064	-72.37
MARSHALL ISLANDS	0	4,769	-	0	28,050	-
SOLOMON ISLANDS	0	35,417	-	0	48,972	-
EAST TIMOR	64,897	5,250	-91.91	287,409	35,332	-87.71
UNITED STATES	303,019	512,974	69.29	284,057	3,026,362	965.41
MEXICO	0	1,585	-	0	9,595	-
GUATEMALA	50,200	238,979	376.05	224,421	1,229,689	447.94
HONDURAS	59,174	96,895	63.75	309,387	486,706	57.31
NICARAGUA	101,004	132,469	31.15	488,847	713,109	45.88
PANAMA	22,406	120,007	435.6	107,359	625,070	482.22
SURINAME	13,452	0	-100	14,040	0	-100
CHILE	253,624	1,469,798	479.52	1,181,392	7,031,110	495.15
BRAZIL	11	140	1172.73	201	2,727	1256.72
COLOMBIA	0	360	-	0	3,208	-
GUYANA	2,320	2,320	0	10,627	10,906	2.63
TRINIDAD AND TOBAGO	13,529	143,616	961.54	77,777	833,474	971.62
BAHAMAS	0	25,128	-	0	151,638	-
JAMAICA	31,982	46,863	46.53	182,822	260,374	42.42
PUERTO RICO	109,535	463,048	322.74	613,518	2,608,627	325.19
COSTA RICA	101,659	223,232	119.59	405,927	1,169,590	188.13
HAITI	0	4,769	-	0	24,968	-
BARBADOS	89,294	178,610	100.02	495,205	1,007,825	103.52
ARUBA	15,298	9,830	-35.74	71,336	57,488	-19.41
BERMUDA	34,457	26,229	-23.88	198,603	156,117	-21.39
DOMINICA	1,160	17,573	1414.91	5,580	83,362	1393.94
FRENCH POLYNESIA	3,653	14,639	300.74	22,726	95,358	319.6
GRENADA	4,879	0	-100	27,677	0	-100
NETHERLANDS ANTILLES	18,288	26,982	47.54	99,609	153,154	53.76
SAINT LUCIA	7,308	51,065	598.75	39,237	278,295	609.27
UNITED KINGDOM	8,048	7,500	-6.81	65,040	20,675	-68.21
FRANCE	3,725	0	-100	640,364	0	-100
GERMANY, FED. REP. OF	1,254	5,426	332.7	6,577	34,474	424.16

TABEL 5. PERKEMBANGAN EKSPOR INDONESIA MENURUT KOMODITI DAN NEGARA TUJUAN

JENIS BARANG	BERAT BERSIH (KG)		PERUB	NILAI FOB (US \$)		PERUB
	JAN-SEP 2005	JAN-SEP 2006	%	JAN-SEP 2005	JAN-SEP 2006	%
(1)	(2)	(3)	(4)	(5)	(6)	(7)
BELGIUM	16,069	44,017	173.92	106,138	258,068	143.14
NORWAY	0	40	-	0	2,750	-
IRELAND	0	193,950	-	0	925,000	-
LATVIA	0	2,500	-	0	4,400	-
MALTA	0	22,300	-	0	110,000	-
RUSSIA FEDERATION	60,000	0	-100	106,800	0	-100
-SUKU CADANG MESIN	77,487,189	77,111,576	-0.48	961,754,462	597,686,114	-37.85
JAPAN	13,690,513	19,585,711	43.06	47,975,326	40,586,197	-15.4
HONG KONG	34,137	253,026	641.21	2,540,896	905,774	-64.35
KOREA, REPUBLIC OF	1,141,109	3,654,608	220.27	1,264,291	3,660,448	189.53
TAIWAN	13,111	126,750	866.75	516,866	366,002	-29.19
CHINA	1,726,408	4,403,630	155.07	7,499,229	15,258,035	103.46
PAPUA NEW GUINEA	140,454	30,194	-78.5	363,106	173,142	-52.32
THAILAND	24,871,191	19,344,503	-22.22	41,677,026	36,282,369	-12.94
SINGAPORE	18,207,344	11,410,631	-37.33	691,793,475	379,133,607	-45.2
PHILIPPINES	381,271	424,697	11.39	1,211,961	1,654,938	36.55
MALAYSIA	4,130,051	2,394,289	-42.03	107,891,878	48,537,414	-55.01
MYANMAR (FORM. BURMA)	5,820	24,984	329.28	20,793	167,774	706.88
BRUNEI DARUSSALAM	44,965	10,773	-76.04	95,979	218,279	127.42
VIET NAM	341,879	537,420	57.2	1,276,680	3,695,633	189.47
MALDIVES	0	146,386	-	0	33,736	-
INDIA	438,007	121,859	-72.18	2,351,168	1,096,993	-53.34
PAKISTAN	10,044	29,054	189.27	138,397	510,786	269.07
BANGLADESH	379	151,139	39778.36	7,994	392,794	4813.61
SRI LANKA	70	2,016	2780	1,200	10,775	797.92
IRAN (ISLAMIC REPUBLIC OF)	286,250	346,225	20.95	824,625	2,598,230	215.08
SAUDI ARABIA	343,858	73,599	-78.6	1,481,099	251,836	-83
KUWAIT	7,083	0	-100	44,953	0	-100
JORDAN	1,140	16,365	1335.53	6,375	126,700	1887.45
YEMEN	0	770	-	0	4,941	-
OMAN	43,518	10,650	-75.53	107,442	35,690	-66.78
TURKEY	60	91,831	152951.67	933	268,502	28678.35
UNITED ARAB EMIRATES	325,161	832,180	155.93	2,527,176	4,052,225	60.35
QATAR	623,301	65,430	-89.5	2,419,062	1,608,149	-33.52
EGYPT	23,757	49,001	106.26	73,113	191,779	162.3
LIBYAN ARAB JAMAHIRIYA	0	286	-	0	737	-
SUDAN	208	1,783	757.21	9,269	33,075	256.83
TANZANIA, UNITED REPUBLIC OF	80	1,245	1456.25	2,700	14,600	440.74
KENYA	0	258	-	0	2,500	-
MOZAMBIQUE	270	340	25.93	2,600	5,000	92.31
BOTSWANA	0	280	-	0	3,100	-
GHANA	0	100	-	0	1,000	-
GUINEA	0	7,100	-	0	1,750	-
ANGOLA	3,372	16,240	381.61	54,432	212,362	290.14
NIGERIA	10,600	13,597	28.27	203,989	188,213	-7.73
GABON	25,034	21,440	-14.36	66,153	61,899	-6.43
UGANDA	0	1,467	-	0	18,300	-
NIGER	348	2,615	651.44	8,700	24,100	177.01
SOUTH AFRICA	10,938	48,707	345.3	189,539	83,342	-56.03
ZIMBABWE	140	0	-100	1,600	0	-100
AUSTRALIA	1,173,285	490,160	-58.22	4,821,660	3,072,861	-36.27
NEW ZEALAND	191,140	20,067	-89.5	1,084,549	189,453	-82.53
NEW CALEDONIA	0	416	-	0	2,500	-
AMERICAN SAMOA	28,064	7	-99.98	395,447	1,050	-99.73
FIJI	0	62	-	0	300	-
EAST TIMOR	7	0	-100	330	0	-100
UNITED STATES	5,894,361	5,253,604	-10.87	20,374,940	22,412,694	10
CANADA	344,282	398,630	15.79	621,495	1,018,674	63.91
MEXICO	7,604	15,533	104.27	60,106	1,500,412	2396.28
PANAMA	612	0	-100	337,581	0	-100
CHILE	37,868	0	-100	122,264	0	-100
ARGENTINA	36,900	1,839	-95.02	357,000	58,400	-83.64
BRAZIL	84,431	114,175	35.23	405,800	1,351,543	233.06
URUGUAY	2,940	4,785	62.76	13,690	25,160	83.78
PARAGUAY	0	450	-	0	3,900	-
PERU	0	4,708	-	0	22,418	-
TRINIDAD AND TOBAGO	0	594,900	-	0	2,903,042	-
PUERTO RICO	0	550	-	0	63,281	-
COSTA RICA	0	98	-	0	21,884	-
ANTIGUA AND BARBUDA	11,927	0	-100	113,893	0	-100
NETHERLANDS ANTILLES	2,599	349	-86.57	51,804	46,998	-9.28
UNITED KINGDOM	873,740	4,813,967	450.96	7,865,862	11,689,596	48.61
NETHERLANDS	249,822	241,687	-3.26	964,174	4,014,066	316.32
FRANCE	967,659	100,773	-89.59	4,282,269	2,140,665	-50.01
GERMANY, FED. REP. OF	173,656	428,134	146.54	1,630,246	1,428,892	-12.35

TABEL 5. PERKEMBANGAN EKSPOR INDONESIA MENURUT KOMODITI DAN NEGARA TUJUAN

JENIS BARANG	BERAT BERSIH (KG)		PERUB	NILAI FOB (US \$)		PERUB
	JAN-SEP 2005	JAN-SEP 2006	%	JAN-SEP 2005	JAN-SEP 2006	%
	(1)	(2)	(3)	(4)	(5)	(6)
BELGIUM	22,630	27,479	21.43	187,472	127,188	-32.16
SWITZERLAND	1	0	-100	17	0	-100
LUXEMBOURG	0	54,398	-	0	27,309	-
DENMARK	160	1,058	561.25	7,877	68,346	767.67
NORWAY	35,123	2,405	-93.15	312,673	89,371	-71.42
SWEDEN	18,121	1,209	-93.33	290,595	20,478	-92.95
FINLAND	408	10,386	2445.59	17,448	26,991	54.69
IRELAND	39,012	48,045	23.15	609,682	476,201	-21.89
ITALY	59,200	103,162	74.26	114,552	198,719	73.47
SPAIN	4	1,976	49300	92	30,950	33541.3
GREECE	153	0	-100	5,549	0	-100
ANDORRA	0	5,800	-	0	27,500	-
HUNGARY	20,130	4,723	-76.54	355,615	57,942	-83.71
POLAND	2,879	0	-100	132,090	0	-100
ROMANIA	0	4,100	-	0	350,450	-
AZERBAIJAN	0	193	-	0	144	-
MOLDOVA, REPUBLIC OF	52	0	-100	2,800	0	-100
TAJIKISTAN	93	239	156.99	22,340	39,176	75.36
LITHUANIA	278	0	-100	12,519	0	-100
ESTONIA	100	0	-100	2,104	0	-100
MALTA	0	435	-	0	2,618	-
SLOVAKIA	31,451	100,630	219.96	336,934	1,627,059	382.9
SLOVENIA	670	155	-76.87	1,330	368	-72.33
CZECH REPUBLIC	27,319	121	-99.56	231,033	10,855	-95.3
FAEROE ISLANDS	58	0	-100	1,065	0	-100
RUSSIA FEDERATION	266,579	6,989	-97.38	957,540	63,934	-93.32
-SUKU CADANG KENDARAAN	121,591,125	143,156,128	17.74	715,695,946	867,674,399	21.24
JAPAN	25,781,603	32,679,451	26.75	146,323,136	182,732,534	24.88
HONG KONG	105,715	81,567	-22.84	823,230	775,330	-5.82
KOREA, REPUBLIC OF	137,652	412,163	199.42	379,791	1,340,644	253
TAIWAN	4,659,357	2,613,065	-43.92	26,827,665	20,340,911	-24.18
CHINA	4,685,228	5,992,337	27.9	29,586,365	52,675,501	78.04
PAPUA NEW GUINEA	58,044	820,506	1313.59	160,078	608,091	279.87
THAILAND	13,633,313	16,912,716	24.05	91,970,366	126,906,328	37.99
SINGAPORE	10,315,117	12,640,058	22.54	58,121,116	67,961,199	16.93
PHILIPPINES	6,757,471	10,372,128	53.49	38,791,967	28,077,717	-27.62
MALAYSIA	26,105,570	19,767,276	-24.28	132,828,216	103,346,523	-22.2
MYANMAR (FORM. BURMA)	44,384	44,210	-0.39	239,036	230,318	-3.65
CAMBODIA	49,210	2,698	-94.52	309,448	10,845	-96.5
BRUNEI DARUSSALAM	8,774	513,414	5751.54	47,445	748,817	1478.28
VIET NAM	2,477,197	7,303,630	194.83	22,850,004	43,387,303	89.88
MALDIVES	2,501	1,978	-20.91	8,001	7,483	-6.47
INDIA	1,331,558	1,604,413	20.49	8,942,379	13,333,090	49.1
PAKISTAN	1,272,117	1,470,116	15.56	4,694,340	5,112,567	8.91
BANGLADESH	105,539	152,982	44.95	115,449	240,420	108.25
SRI LANKA	92,707	132,865	43.32	275,693	460,922	67.19
IRAN (ISLAMIC REPUBLIC OF)	151,950	161,681	6.4	492,453	349,830	-28.96
SAUDI ARABIA	148,119	83,015	-43.95	687,274	483,966	-29.58
KUWAIT	15,010	2,220	-85.21	99,774	26,279	-73.66
JORDAN	104,804	56,116	-46.46	380,940	227,214	-40.35
LEBANON	77,471	36,535	-52.84	306,884	170,090	-44.58
YEMEN	666	52,759	7821.77	7,134	162,172	2173.23
OMAN	70,558	83,271	18.02	67,475	116,156	72.15
SYRIA ARAB REPUBLIC	50,701	42,054	-17.05	191,801	161,182	-15.96
TURKEY	227,952	328,529	44.12	711,774	1,287,241	80.85
UNITED ARAB EMIRATES	507,019	721,093	42.22	1,146,688	1,509,283	31.62
QATAR	1,339	27,042	1919.57	12,527	72,394	477.9
BAHRAIN	7	871	12342.86	85	11,600	13547.06
CYPRUS	15,911	12,005	-24.55	120,769	137,052	13.48
EGYPT	392,900	455,144	15.84	1,394,463	1,754,881	25.85
MOROCCO	10,857	3,570	-67.12	40,074	38,921	-2.88
TUNISIA	26,088	65,642	151.62	39,939	106,031	165.48
SUDAN	0	1,745	-	0	11,325	-
TANZANIA, UNITED REPUBLIC OF	0	7,442	-	0	7,694	-
KENYA	165	1,108	571.52	519	5,488	957.42
MOZAMBIQUE	0	3,751	-	0	44,934	-
GHANA	0	72,136	-	0	440,906	-
GUINEA	0	44	-	0	15	-
ANGOLA	90	3,081	3323.33	461	20,414	4328.2
CONGO	19,680	20,212	2.7	30,340	29,340	-3.3
NIGERIA	20,149	3,025	-84.99	45,286	6,213	-86.28
COTE D'IVOIRE	1,810	385	-78.73	6,790	5,972	-12.05
MAURITANIA	6,571	24,791	277.28	17,108	36,498	113.34
DJIBOUTI	21,577	60	-99.72	7,816	230	-97.06
SOUTH AFRICA	285,773	686,471	140.22	2,829,944	7,626,505	169.49

TABEL 5. PERKEMBANGAN EKSPOR INDONESIA MENURUT KOMODITI DAN NEGARA TUJUAN

JENIS BARANG	BERAT BERSIH (KG)		PERUB	NILAI FOB (US \$)		PERUB
	JAN-SEP 2005	JAN-SEP 2006	%	JAN-SEP 2005	JAN-SEP 2006	%
(1)	(2)	(3)	(4)	(5)	(6)	(7)
MAURITIUS	8	0	-100	369	0	-100
VIRGIN ISLANDS (BRITISH)	0	25	-	0	618	-
AUSTRALIA	491,802	814,084	65.53	4,252,376	5,788,826	36.13
NEW ZEALAND	2,937	5,493	87.03	35,060	61,893	76.53
NEW CALEDONIA	552	0	-100	7,430	0	-100
SAINT VINCENT AND THE GRENADI	0	95	-	0	1,120	-
VANUATU	0	426	-	0	7,476	-
WALLIS AND FUTUNA ISLANDS	0	143	-	0	1,152	-
FIJI	9,142	6,002	-34.35	24,673	24,840	0.68
SOLOMON ISLANDS	0	272,913	-	0	330,527	-
EAST TIMOR	36,763	18,255	-50.34	46,612	17,854	-61.7
UNITED STATES	5,174,667	9,860,583	90.55	38,488,262	94,885,545	146.53
CANADA	104,913	74,109	-29.36	677,356	684,452	1.05
MEXICO	124,970	86,127	-31.08	288,504	178,089	-38.27
GUATEMALA	23,321	2,808	-87.96	136,774	35,372	-74.14
HONDURAS	113,402	43,059	-62.03	285,906	71,065	-75.14
NICARAGUA	301	1,098	264.78	1,067	11,291	958.2
PANAMA	129,019	1,164	-99.1	564,425	21,717	-96.15
SURINAME	17,888	0	-100	75,000	0	-100
CHILE	31,270	31,429	0.51	69,057	173,690	151.52
VENEZUELA	4,158	43,660	950.02	66,360	96,377	45.23
ARGENTINA	606,048	976,276	61.09	3,723,589	5,277,260	41.73
BRAZIL	1,271,554	2,084,414	63.93	7,942,647	20,397,357	156.81
COLOMBIA	98,480	332,002	237.13	375,739	2,575,436	585.43
URUGUAY	0	27,000	-	0	11,443	-
PERU	113,322	32,838	-71.02	150,859	69,217	-54.12
GUYANA	0	242	-	0	3,408	-
TRINIDAD AND TOBAGO	199	3,107	1461.31	2,130	25,804	1111.46
JAMAICA	227	138	-39.21	3,755	3,019	-19.6
PUERTO RICO	15,680	20,591	31.32	160,940	215,461	33.88
DOMINICAN REPUBLIC	0	40,127	-	0	215,886	-
EL SALVADOR	0	6,304	-	0	44,812	-
COSTA RICA	1,896	474	-75	18,563	5,126	-72.39
BARBADOS	2,209	2,906	31.55	10,426	25,092	140.67
ANTIGUA AND BARBUDA	30,076	851	-97.17	195,876	6,542	-96.66
ARUBA	0	1,003	-	0	13,697	-
BERMUDA	1,689	446	-73.59	14,151	2,463	-82.59
DOMINICA	0	8,182	-	0	65,812	-
FRENCH POLYNESIA	0	69	-	0	1,294	-
NETHERLANDS ANTILLES	283	173	-38.87	1,595	834	-47.71
SAINT KITTS AND NEVIS	177	137	-22.6	3,090	1,142	-63.04
UNITED KINGDOM	6,512,986	4,235,038	-34.98	56,143,510	38,563,304	-31.31
NETHERLANDS	1,164,798	1,243,740	6.78	4,557,904	5,192,218	13.92
FRANCE	23,874	35,283	47.79	160,609	251,953	56.87
GERMANY, FED. REP. OF	2,025,571	2,736,277	35.09	8,194,881	12,367,184	50.91
AUSTRIA	21,255	24,725	16.33	90,251	112,132	24.24
BELGIUM	250,559	86,201	-65.6	1,268,885	785,257	-38.11
SWITZERLAND	18,563	281	-98.49	141,607	3,280	-97.68
DENMARK	167,490	140,456	-16.14	689,747	640,790	-7.1
NORWAY	370,528	300,989	-18.77	1,579,054	1,358,318	-13.98
SWEDEN	713,385	594,672	-16.64	3,078,560	2,814,067	-8.59
FINLAND	274,714	260,702	-5.1	1,141,515	1,210,584	6.05
IRELAND	9,624	17	-99.82	48,216	306	-99.37
ITALY	789,978	1,269,686	60.72	3,331,075	4,649,653	39.58
SPAIN	228,276	252,743	10.72	2,083,466	1,588,175	-23.77
PORTUGAL	5,248	27,183	417.97	25,675	121,641	373.77
GREECE	136,996	161,448	17.85	761,932	950,333	24.73
HUNGARY	486,191	299,701	-38.36	2,058,074	1,630,290	-20.79
POLAND	80,548	172,788	114.52	245,482	670,280	173.05
BULGARIA	1,800	0	-100	22,214	0	-100
LITHUANIA	45,447	5,624	-87.63	198,576	24,708	-87.56
MALTA	0	3,365	-	0	33,037	-
SLOVAKIA	15,835	6,255	-60.5	38,503	15,176	-60.58
RUSSIA FEDERATION	60,282	26,830	-55.49	281,576	192,335	-31.69
-UBI KAYU OLAHAN	106,536,324	53,979,037	-49.33	11,153,723	6,246,189	-44
JAPAN	55,478	109,163	96.77	43,579	140,087	221.46
HONG KONG	916,970	1,852	-99.8	129,832	8,500	-93.45
TAIWAN	31,213	13,795	-55.8	8,041	3,886	-51.67
CHINA	104,318,246	52,022,451	-50.13	10,673,360	5,592,892	-47.6
SINGAPORE	4,000	25,496	537.4	7,034	26,114	271.25
PHILIPPINES	3,850	0	-100	5,665	0	-100
MALAYSIA	938,092	1,642,753	75.12	125,536	217,354	73.14
BRUNEI DARUSSALAM	73	0	-100	113	0	-100
VIET NAM	179,080	0	-100	19,341	0	-100
INDIA	5,000	0	-100	1,828	0	-100

TABEL 5. PERKEMBANGAN EKSPOR INDONESIA MENURUT KOMODITI DAN NEGARA TUJUAN

JENIS BARANG	BERAT BERSIH (KG)		PERUB	NILAI FOB (US \$)		PERUB
	JAN-SEP 2005	JAN-SEP 2006	%	JAN-SEP 2005	JAN-SEP 2006	%
(1)	(2)	(3)	(4)	(5)	(6)	(7)
SAUDI ARABIA	1,814	0	-100	1,050	0	-100
UNITED ARAB EMIRATES	2,075	6,139	195.86	824	13,010	1478.88
AUSTRALIA	3,391	624	-81.6	4,301	1,172	-72.75
UNITED KINGDOM	69,377	127,986	84.48	120,622	215,909	79
NETHERLANDS	5,769	3,778	-34.51	7,921	8,890	12.23
GERMANY, FED. REP. OF	1,896	25,000	1218.57	4,676	18,375	292.96
-INDUSTRI LAINNYA	1,274,794,651	2,170,203,989	70.24	2,130,115,395	2,547,930,491	19.61
JAPAN	129,703,897	112,331,631	-13.39	258,362,369	304,152,420	17.72
HONG KONG	12,180,035	12,533,134	2.9	24,395,604	26,280,224	7.73
KOREA, DEMOCRATIC PEOPLE'S RI	1,945	1,805	-7.2	24,688	8,312	-66.33
KOREA, REPUBLIC OF	60,698,305	41,881,373	-31	45,670,183	52,744,022	15.49
TAIWAN	75,983,093	45,104,385	-40.64	48,182,502	34,572,148	-28.25
CHINA	206,162,483	1,164,632,622	464.91	65,070,825	106,317,096	63.39
MONGOLIA	358,251	321,579	-10.24	553,318	522,893	-5.5
MACAU	2,288	41,930	1732.6	8,216	30,962	276.85
PAPUA NEW GUINEA	1,973,893	3,810,365	93.04	2,236,659	8,541,900	281.9
THAILAND	51,566,644	56,616,133	9.79	155,598,796	170,144,561	9.35
SINGAPORE	154,444,874	142,759,533	-7.57	465,218,200	573,206,543	23.21
PHILIPPINES	26,516,369	20,404,384	-23.05	43,452,999	53,139,684	22.29
MALAYSIA	115,878,953	99,862,100	-13.82	158,629,909	182,950,072	15.33
MYANMAR (FORM. BURMA)	1,795,488	2,229,044	24.15	1,019,887	1,500,895	47.16
CAMBODIA	967,516	793,487	-17.99	2,290,175	1,268,709	-44.6
BRUNEI DARUSSALAM	4,752,002	1,063,977	-77.61	1,434,812	966,989	-32.61
LAO PEOPLE'S DEMOCRATIC REPU	66,225	158,584	139.46	468,417	2,627,577	460.95
NEPAL	54,326	108,147	99.07	42,698	175,329	310.63
VIET NAM	24,393,970	30,531,029	25.16	58,628,534	58,637,707	0.02
MALDIVES	1,074,750	2,120,116	97.27	1,278,937	1,322,208	3.38
INDIA	41,839,130	47,693,399	13.99	50,771,515	67,856,862	33.65
PAKISTAN	9,592,016	11,437,032	19.23	7,318,876	9,141,135	24.9
BANGLADESH	5,404,579	5,291,358	-2.09	7,874,358	8,843,436	12.31
SRI LANKA	21,941,384	10,578,548	-51.79	18,077,728	13,753,961	-23.92
AFGHANISTAN	0	5,681	-	0	7,225	-
IRAQ	11,087,672	9,324,261	-15.9	26,100,343	22,920,233	-12.18
IRAN (ISLAMIC REPUBLIC OF)	4,085,693	6,884,162	68.49	3,891,805	4,851,250	24.65
SAUDI ARABIA	17,858,989	21,164,163	18.51	21,882,877	22,116,370	1.07
KUWAIT	2,978,163	2,607,849	-12.43	1,877,367	1,916,505	2.08
JORDAN	502,915	401,493	-20.17	1,068,002	1,405,582	31.61
LEBANON	457,970	291,643	-36.32	465,072	447,462	-3.79
YEMEN	335,730	497,053	48.05	778,810	1,324,554	70.07
OMAN	309,140	336,487	8.85	293,525	427,511	45.65
SYRIA ARAB REPUBLIC	694,979	576,523	-17.04	668,943	1,579,922	136.18
TURKEY	2,915,782	2,343,440	-19.63	3,775,249	4,224,520	11.9
UNITED ARAB EMIRATES	13,660,349	20,721,637	51.69	11,656,088	29,734,744	155.1
QATAR	1,062,279	3,751,920	253.2	1,207,531	2,356,650	95.16
BAHRAIN	837,453	3,554,771	324.47	615,714	1,429,095	132.1
CYPRUS	240,348	164,040	-31.75	132,281	244,383	84.75
EGYPT	2,000,894	1,326,719	-33.69	2,003,502	2,311,416	15.37
LIBYAN ARAB JAMAHIRIYA	335,694	971,606	189.43	1,071,936	1,639,185	52.92
MOROCCO	165,809	387,092	133.46	423,902	415,701	-1.93
TUNISIA	39,901	37,921	-4.96	166,641	180,601	8.38
ALGERIA	3,945,582	2,032,414	-48.49	9,836,676	4,925,668	-49.93
SUDAN	2,244,035	1,676,602	-25.29	7,055,738	4,635,684	-34.3
ERITREA	335	0	-100	890	0	-100
NAMIBIA	51,453	227,291	341.74	48,988	61,111	24.75
ETHIOPIA	14,872	54,534	266.69	95,581	83,020	-13.14
TANZANIA, UNITED REPUBLIC OF	414,945	435,680	5	664,059	539,707	-18.73
MADAGASCAR	129,319	28,983	-77.59	222,061	25,779	-88.39
KENYA	2,047,575	2,440,870	19.21	3,280,736	2,516,075	-23.31
REUNION	686,119	901,387	31.37	354,474	733,702	106.98
MOZAMBIQUE	268,487	79,610	-70.35	1,044,598	107,550	-89.7
BOTSWANA	6	18,000	299900	7	24,000	342757.14
EQUATORIAL GUINEA	96,350	51,633	-46.41	97,798	140,859	44.03
TOGO	170,970	417,527	144.21	447,566	616,469	37.74
GHANA	4,031,446	3,119,926	-22.61	4,852,196	5,183,040	6.82
LIBERIA	5,022	60,956	1113.78	2,662	86,068	3133.21
GUINEA	384,906	1,063,669	176.35	330,539	1,339,888	305.36
ANGOLA	614,462	1,472,226	139.6	634,127	1,450,472	128.74
CONGO	168,241	74,746	-55.57	362,202	358,602	-0.99
CAMEROON	358,233	269,155	-24.87	758,416	282,205	-62.79
NIGERIA	4,900,582	5,048,342	3.02	9,974,704	9,136,499	-8.4
SIERRA LEONE	36,182	95,965	165.23	47,286	162,849	244.39
GABON	54,306	274,272	405.05	144,032	534,871	271.36
COTE D'IVOIRE	555,943	726,044	30.6	1,839,119	2,934,352	59.55
SENEGAL	78,316	106,440	35.91	185,988	305,465	64.24
MAURITANIA	209,507	1,023	-99.51	255,325	1,490	-99.42

TABEL 5. PERKEMBANGAN EKSPOR INDONESIA MENURUT KOMODITI DAN NEGARA TUJUAN

JENIS BARANG	BERAT BERSIH (KG)		PERUB	NILAI FOB (US \$)		PERUB
	JAN-SEP 2005	JAN-SEP 2006	%	JAN-SEP 2005	JAN-SEP 2006	%
(1)	(2)	(3)	(4)	(5)	(6)	(7)
MALI	45,925	254,551	454.28	34,277	260,617	660.33
BENIN	1,212,315	436,744	-63.97	1,232,620	768,130	-37.68
BURKINA FASO	54,438	54,159	-0.51	178,598	184,823	3.49
GAMBIA	23,609	8,699	-63.15	28,929	36,225	25.22
U.S. VIRGIN ISLANDS	22,078	493	-97.77	2,917	6,724	130.51
SEYCHELLES	133,672	818,555	512.36	114,023	546,875	379.62
UGANDA	54,206	35,026	-35.38	240,378	154,709	-35.64
NIGER	93,661	865	-99.08	76,090	1,370	-98.2
DJIBOUTI	132,993	192,272	44.57	225,703	106,453	-52.83
SAINT HELENA	111,806	0	-100	44,533	0	-100
SAO TOME AND PRINCIPE	7,220	14,440	100	7,600	14,250	87.5
SWAZILAND	61,228	233,994	282.17	251,669	527,146	109.46
SOUTH AFRICA	10,276,955	9,516,446	-7.4	17,949,162	15,591,434	-13.14
ZIMBABWE	0	4,966	-	0	23,824	-
ZAMBIA	44,718	514,261	1050.01	113,316	655,803	478.74
MALAWI	285,193	78,080	-72.62	283,090	81,591	-71.18
COMOROS	9,092	8,874	-2.4	75,650	51,378	-32.08
BURUNDI	0	7,875	-	0	26,915	-
MAURITIUS	528,284	1,287,108	143.64	418,073	3,503,763	738.07
RWANDA	0	34,943	-	0	3,275	-
ZAIRE	0	18	-	0	202	-
VIRGIN ISLANDS (BRITISH)	2,588	1,620	-37.4	5,282	7,012	32.75
AUSTRALIA	38,817,596	58,452,510	50.58	58,021,839	107,348,801	85.01
NEW ZEALAND	5,476,643	6,309,631	15.21	6,524,344	9,178,799	40.69
MICRONESIA, FEDERATED STATES	41,449	12,093	-70.82	34,255	15,134	-55.82
GUAM	34,955	53,799	53.91	35,782	56,758	58.62
PALAU	89,312	2,487	-97.22	42,327	3,961	-90.64
NEW CALEDONIA	649,373	5,873,729	804.52	4,914,596	1,497,914	-69.52
NORTHERN MARIANA ISLANDS	12,660	17,613	39.12	15,550	36,476	134.57
SAINT VINCENT AND THE GRENADI	34,511	3,846	-88.86	25,332	4,016	-84.15
VANUATU	29,628	113,016	281.45	7,849	88,862	1032.14
WALLIS AND FUTUNA ISLANDS	0	2,140	-	0	2,696	-
AMERICAN SAMOA	65,158	13,713	-78.95	424,495	9,337	-97.8
COOK ISLANDS	23,053	2,592	-88.76	30,484	19,988	-34.43
FIJI	901,800	1,457,609	61.63	872,493	1,956,102	124.2
KIRIBATI	7,233	0	-100	7,141	0	-100
MARSHALL ISLANDS	7,737	23,716	206.53	22,849	38,043	66.5
SAMOA	36,391	156,380	329.72	17,257	69,013	299.91
SOLOMON ISLANDS	135,058	231,876	71.69	494,493	860,246	73.97
TONGA	198,111	221,662	11.89	193,429	302,068	56.16
TUVALU	30	453	1410	22	364	1554.55
CHRISTMAS ISLANDS	20,293	245	-98.79	52,128	942	-98.19
EAST TIMOR	2,972,236	628,000	-78.87	1,645,564	636,506	-61.32
UNITED STATES	60,819,047	67,062,322	10.27	237,168,172	270,845,093	14.2
CANADA	5,882,990	8,468,575	43.95	12,648,763	16,455,419	30.1
MEXICO	2,242,343	2,590,906	15.54	11,201,159	9,379,913	-16.26
GUATEMALA	88,828	38,624	-56.52	270,364	182,551	-32.48
HONDURAS	45,365	20,166	-55.55	79,161	19,929	-74.82
NICARAGUA	1,147	937	-18.31	11,844	3,597	-69.63
PANAMA	164,635	1,125,549	583.66	1,083,111	5,972,686	451.44
CUBA	54,628	4,938	-90.96	179,751	69,781	-61.18
SURINAME	88,663	21,649	-75.58	181,082	79,316	-56.2
CHILE	1,492,063	194,410	-86.97	2,016,824	970,904	-51.86
VENEZUELA	3,298,210	4,313,191	30.77	991,898	1,387,683	39.9
ARGENTINA	669,083	811,247	21.25	5,239,731	5,959,793	13.74
BRAZIL	1,082,948	2,903,816	168.14	4,614,485	7,307,714	58.36
COLOMBIA	346,466	269,091	-22.33	355,300	413,461	16.37
BOLIVIA	15,910	15,453	-2.87	122,298	74,967	-38.7
URUGUAY	174,659	224,969	28.8	103,745	207,340	99.86
PARAGUAY	106,712	105,850	-0.81	334,879	209,787	-37.35
ECUADOR	427,173	827,668	93.75	660,526	1,780,288	169.53
PERU	136,377	286,987	110.44	219,923	1,053,243	378.91
GUYANA	98,095	53,897	-45.06	76,639	64,704	-15.57
TRINIDAD AND TOBAGO	216,476	83,862	-61.26	458,434	314,343	-31.43
BAHAMAS	23,997	1,181	-95.08	20,824	4,595	-77.93
JAMAICA	6,352	5,127	-19.29	43,338	11,936	-72.46
PUERTO RICO	80,804	60,427	-25.22	61,244	225,822	268.73
BELIZE	527	21,194	3921.63	5,155	33,906	557.73
DOMINICAN REPUBLIC	13,773	246,794	1691.87	40,672	299,350	636.01
EL SALVADOR	188,008	140,310	-25.37	767,600	757,287	-1.34
COSTA RICA	271,362	503,364	85.5	343,118	390,436	13.79
HAITI	234,458	276,598	17.97	292,908	398,997	36.22
BARBADOS	9,750	38,190	291.69	15,429	50,213	225.45
ANTIGUA AND BARBUDA	10,278	33,716	228.04	50,041	21,097	-57.84
ANGUILLA	85,733	2,908	-96.61	15,171	1,987	-86.9
ARUBA	211	18,980	8895.26	495	22,750	4495.96

TABEL 5. PERKEMBANGAN EKSPOR INDONESIA MENURUT KOMODITI DAN NEGARA TUJUAN

JENIS BARANG	BERAT BERSIH (KG)		PERUB	NILAI FOB (US \$)		PERUB
	JAN-SEP 2005	JAN-SEP 2006	%	JAN-SEP 2005	JAN-SEP 2006	%
(1)	(2)	(3)	(4)	(5)	(6)	(7)
BERMUDA	284	420	47.89	4,170	3,362	-19.38
CAPE VERDE	10,940	57,509	425.68	65,360	119,029	82.11
CAYMAN ISLANDS	539,391	128,788	-76.12	131,622	33,784	-74.33
DOMINICA	120	2,617	2080.83	72	14,987	20715.28
FALKLAND ISLANDS (MALVINAS)	148	126	-14.86	476	472	-0.84
FRENCH GUIANA	5,603	2,463	-56.04	17,562	4,651	-73.52
FRENCH POLYNESIA	268,810	648,097	141.1	329,854	562,936	70.66
GRENADA	861	468	-45.64	2,438	2,653	8.82
MARTINIQUE	16,835	7,836	-53.45	56,651	35,749	-36.9
NETHERLANDS ANTILLES	42,246	15,830	-62.53	70,168	149,011	112.36
SAINT LUCIA	573	45,517	7843.63	3,221	49,599	1439.86
TURKS AND CAICOS ISLANDS	141,629	110,141	-22.23	60,424	40,649	-32.73
GUADELOUPE	46,527	121,666	161.5	102,538	149,591	45.89
SAINT KITTS AND NEVIS	469	651	38.81	1,492	5,650	278.69
UNITED KINGDOM	8,722,827	5,946,103	-31.83	25,924,194	29,131,767	12.37
NETHERLANDS	18,472,191	8,485,132	-54.07	23,418,903	21,502,651	-8.18
FRANCE	7,103,310	8,326,434	17.22	18,361,592	24,774,489	34.93
GERMANY, FED. REP. OF	8,884,088	8,295,765	-6.62	50,868,414	56,514,360	11.1
AUSTRIA	575,299	595,178	3.46	2,459,445	2,437,981	-0.87
BELGIUM	6,097,381	9,544,420	56.53	27,758,440	38,283,465	37.92
SWITZERLAND	181,724	338,325	86.18	1,165,628	2,079,840	78.43
LUXEMBOURG	25,050	111,943	346.88	166,794	61,945	-62.86
GIBRALTAR	0	18	-	0	643	-
MONACO	0	8,911	-	0	92,915	-
DENMARK	1,341,003	1,822,005	35.87	5,460,270	7,723,115	41.44
NORWAY	34,585,427	17,937,887	-48.13	4,478,730	3,966,842	-11.43
SWEDEN	840,705	1,023,394	21.73	4,860,661	5,644,651	16.13
FINLAND	659,814	704,283	6.74	4,683,768	4,955,789	5.81
IRELAND	117,569	175,209	49.03	798,386	886,284	11.01
ITALY	8,910,777	9,884,345	10.93	24,839,881	34,043,025	37.05
SPAIN	2,196,510	2,940,760	33.88	5,358,855	7,559,517	41.07
PORTUGAL	124,511	159,433	28.05	374,539	772,113	106.15
ICELAND	1,596	3,271	104.95	6,237	13,587	117.85
GREECE	901,812	2,428,741	169.32	3,446,583	7,677,953	122.77
ANDORRA	5	0	-100	67	0	-100
CZECHOSLOVAKIA	112,620	133,520	18.56	119,632	110,469	-7.66
HUNGARY	195,191	176,683	-9.48	850,989	573,558	-32.6
POLAND	622,268	961,346	54.49	3,135,838	6,050,706	92.95
ROMANIA	75,166	72,706	-3.27	247,835	386,469	55.94
BULGARIA	105,411	173,277	64.38	304,208	735,117	141.65
YUGOSLAVIA	7,706	5,746	-25.43	28,632	29,663	3.6
ALBANIA	0	1,227	-	0	250	-
ARMENIA	265	12,701	4692.83	1,560	9,843	530.96
AZERBAIJAN	3,838	22	-99.43	7,323	2,285	-68.8
KAZAKHSTAN	715	80	-88.81	14,636	1,464	-90
TAJIKISTAN	44	0	-100	873	0	-100
TURKMENISTAN	0	50	-	0	7,886	-
UKRAINE	359,917	473,211	31.48	476,011	711,833	49.54
LITHUANIA	20,227	69,217	242.2	262,207	411,242	56.84
LATVIA	73,151	25,120	-65.66	323,390	531,125	64.24
ESTONIA	600,437	645,085	7.44	179,400	215,050	19.87
GEORGIA	575	235	-59.13	6,605	882	-86.65
CROATIA	98,238	71,858	-26.85	176,321	157,503	-10.67
BOSNIA AND HERZEGOVINA	45,440	0	-100	49,588	0	-100
MALTA	176,415	6,395	-96.38	179,821	32,905	-81.7
SLOVAKIA	81,492	69,151	-15.14	2,097,101	1,050,602	-49.9
SLOVENIA	194,611	212,746	9.32	300,490	303,364	0.96
CZECH REPUBLIC	175,039	107,018	-38.86	308,454	451,834	46.48
REP. OF MACEDONIA	0	6,307	-	0	19,773	-
FAEROE ISLANDS	9,515	0	-100	98,718	0	-100
RUSSIA FEDERATION	1,600,686	921,156	-42.45	4,104,544	2,768,201	-32.56
BIJI TEMBAGA	1,700,470,460	1,448,017,011	-14.85	2,178,289,875	2,781,587,929	27.7
JAPAN	436,007,724	616,218,622	41.33	545,279,495	1,173,825,680	115.27
HONG KONG	0	1	-	0	44	-
KOREA, REPUBLIC OF	219,542,945	178,829,292	-18.54	268,813,042	341,792,203	27.15
CHINA	81,676,109	63,880,152	-21.79	102,366,293	109,466,153	6.94
SINGAPORE	15,771	20,000	26.82	18,318	4,000	-78.16
PHILIPPINES	158,033,084	71,536,858	-54.73	217,607,959	134,927,852	-37.99
INDIA	367,136,509	186,886,134	-49.1	469,951,275	355,945,064	-24.26
GERMANY, FED. REP. OF	54,343,298	0	-100	60,916,877	0	-100
FINLAND	21,120,772	0	-100	28,836,198	0	-100
SPAIN	345,227,248	330,645,952	-4.22	461,403,950	665,626,933	44.26
BULGARIA	17,367,000	0	-100	23,096,468	0	-100
BIJI NIKEL	2,585,700,150	2,565,272,471	-0.79	100,653,300	109,586,472	8.88

TABEL 5. PERKEMBANGAN EKSPOR INDONESIA MENURUT KOMODITI DAN NEGARA TUJUAN

JENIS BARANG	BERAT BERSIH (KG)		PERUB	NILAI FOB (US \$)		PERUB
	JAN-SEP 2005	JAN-SEP 2006	%	JAN-SEP 2005	JAN-SEP 2006	%
(1)	(2)	(3)	(4)	(5)	(6)	(7)
JAPAN	1,412,900,200	1,485,061,499	5.11	73,552,226	66,439,265	-9.67
KOREA, REPUBLIC OF	3,000,000	0	-100	66,000	0	-100
CHINA	73,353,000	26,500,000	-63.87	256,735	809,310	215.23
SINGAPORE	6,950	0	-100	510	0	-100
AUSTRALIA	697,372,000	368,747,758	-47.12	11,534,231	10,219,309	-11.4
CANADA	0	700	-	0	300	-
GREECE	47,082,000	92,388,514	96.23	2,900,861	6,231,372	114.81
VATICAN CITY STATE (HOLY SEE)	50,000,000	0	-100	1,344,045	0	-100
UKRAINE	301,986,000	592,574,000	96.23	10,998,692	25,886,916	135.36
BAUKSIT	1,645,394,919	5,042,607,489	206.47	16,933,127	40,629,801	139.94
JAPAN	555,709,925	532,757,000	-4.13	6,039,672	6,034,973	-0.08
TAIWAN	13,500,000	50,800,000	276.3	47,250	177,800	276.3
CHINA	994,523,635	4,414,549,489	343.89	9,223,300	33,836,463	266.86
THAILAND	0	8,500,000	-	0	29,750	-
SINGAPORE	56,866,359	0	-100	639,009	0	-100
NETHERLANDS	24,795,000	0	-100	983,896	0	-100
RUSSIA FEDERATION	0	36,001,000	-	0	550,815	-
BIJI TIMAH/TIN	1,200,298	433,374	-63.89	350,069	72,624	-79.25
JAPAN	42	0	-100	21	0	-100
CHINA	0	21,300	-	0	9,300	-
THAILAND	707,400	12	-100	141,480	6	-100
SINGAPORE	360,000	360	-99.9	99,000	990	-99
MALAYSIA	6,670	379,782	5593.88	14,410	4,177	-71.01
TURKEY	80,000	0	-100	88,000	0	-100
MAURITANIA	3,840	0	-100	518	0	-100
GERMANY, FED. REP. OF	42,200	0	-100	5,790	0	-100
BELGIUM	0	28,420	-	0	4,511	-
SWEDEN	0	3,500	-	0	53,640	-
RUSSIA FEDERATION	146	0	-100	850	0	-100
BATU BARA	93,979,950,324	129,694,921,912	38	3,110,803,466	4,313,448,112	38.66
JAPAN	20,143,546,899	25,282,727,297	25.51	778,564,708	962,524,820	23.63
HONG KONG	7,480,829,462	8,843,732,124	18.22	241,350,814	275,525,789	14.16
KOREA, DEMOCRATIC PEOPLE'S R	30,636,000	125,737,000	310.42	965,034	4,151,056	330.15
KOREA, REPUBLIC OF	10,659,638,811	14,780,373,176	38.66	332,078,009	453,022,183	36.42
TAIWAN	12,878,385,241	19,822,049,027	53.92	472,253,315	703,275,003	48.92
CHINA	1,632,597,184	3,407,552,351	108.72	39,289,967	96,699,264	146.12
PAPUA NEW GUINEA	0	47,000,000	-	0	822,500	-
THAILAND	4,739,128,673	5,906,060,429	24.62	137,640,615	166,527,161	20.99
SINGAPORE	88,727,127	53,566,040	-39.63	4,498,839	1,789,623	-60.22
PHILIPPINES	2,751,501,796	3,855,814,046	40.13	101,138,383	131,958,887	30.47
MALAYSIA	5,607,527,585	6,657,362,226	18.72	148,661,482	203,118,133	36.63
VIET NAM	139,214,394	382,684,028	174.89	4,771,319	14,210,921	197.84
INDIA	11,205,779,263	14,770,837,928	31.81	308,175,471	435,824,102	41.42
PAKISTAN	763,840,716	1,033,612,315	35.32	25,865,860	36,413,733	40.78
SRI LANKA	71,451,000	79,165,238	10.8	1,359,726	2,700,792	98.63
IRAQ	15,028,000	0	-100	480,896	0	-100
TURKEY	0	41,301,000	-	0	1,156,428	-
UNITED ARAB EMIRATES	53,955,000	0	-100	2,050,290	0	-100
MOROCCO	0	183,235,000	-	0	6,450,271	-
GHANA	0	1	-	0	1	-
LIBERIA	64,328,000	0	-100	1,460,245	0	-100
CAMEROON	41,079,000	0	-100	790,770	0	-100
SIERRA LEONE	73,073,000	215,500,000	194.91	1,223,972	5,703,135	365.95
SOUTH AFRICA	535	0	-100	2	0	-100
AUSTRALIA	8,102,654	727	-99.99	203,069	125	-99.94
NEW ZEALAND	725,303,000	1,097,958,800	51.38	13,397,750	27,309,365	103.84
COOK ISLANDS	100,000	0	-100	4,000	0	-100
MARSHALL ISLANDS	0	399,764,000	-	0	11,401,446	-
EAST TIMOR	0	8,908	-	0	2,486	-
UNITED STATES	1,341,451,371	2,665,513,000	98.7	35,230,727	71,835,788	103.9
CANADA	0	58,948,000	-	0	1,711,260	-
CHILE	1,016,171,889	1,432,561,677	40.98	30,226,589	46,448,752	53.67
BRAZIL	73,807,000	72,925,000	-1.2	4,639,508	2,501,327	-46.09
UNITED KINGDOM	895,753,200	1,482,925,000	65.55	19,108,812	43,474,484	127.51
NETHERLANDS	1,461,085,704	3,343,366,000	128.83	52,485,230	120,385,128	129.37
FRANCE	340,561,000	481,145,000	41.28	10,906,900	20,365,764	86.72
GERMANY, FED. REP. OF	61,829,100	271,008,001	338.32	2,751,750	14,211,717	416.46
BELGIUM	0	73,483,000	-	0	2,204,520	-
SWITZERLAND	1,437,172,000	2,074,455,763	44.34	59,450,172	70,051,592	17.83
DENMARK	0	399,134,000	-	0	16,692,598	-
IRELAND	602,400,000	616,099,736	2.27	39,056,331	24,938,902	-36.15
ITALY	4,812,117,742	5,455,596,315	13.37	163,481,929	206,399,277	26.25
SPAIN	2,380,549,174	2,871,776,759	20.64	69,100,746	82,305,280	19.11

TABEL 5. PERKEMBANGAN EKSPOR INDONESIA MENURUT KOMODITI DAN NEGARA TUJUAN

JENIS BARANG	BERAT BERSIH (KG)		PERUB	NILAI FOB (US \$)		PERUB
	JAN-SEP 2005	JAN-SEP 2006	%	JAN-SEP 2005	JAN-SEP 2006	%
(1)	(2)	(3)	(4)	(5)	(6)	(7)
PORTUGAL	0	314,158,000	-	0	16,895,491	-
GREECE	0	182,201,000	-	0	7,116,432	-
CROATIA	95,334,000	203,362,000	113.32	3,138,684	7,247,523	130.91
SLOVENIA	287,944,804	710,222,000	146.65	5,001,552	18,075,053	261.39
GRANIT	5,786,906,800	5,426,506,748	-6.23	21,333,078	18,816,223	-11.8
JAPAN	1,329	1,500	12.87	1,320	300	-77.27
CHINA	32,956,000	0	-100	127,280	0	-100
THAILAND	24,000	0	-100	1,000	0	-100
SINGAPORE	5,695,968,408	5,413,683,658	-4.96	18,850,322	18,729,885	-0.64
MALAYSIA	35,627,000	7,141,500	-79.95	137,774	56,574	-58.94
UNITED ARAB EMIRATES	540,854	0	-100	57,843	0	-100
SUDAN	2,900,000	0	-100	11,904	0	-100
AUSTRALIA	16,470,790	5,680,090	-65.51	2,140,667	29,464	-98.62
NETHERLANDS	2,418,419	0	-100	4,968	0	-100
PASIR ALAM	2,875,645,437	2,836,196,656	-1.37	5,882,598	20,385,400	246.54
JAPAN	950	252	-73.47	17,548	63	-99.64
HONG KONG	0	1,256,089	-	0	232,523	-
KOREA, REPUBLIC OF	96,167	40,000	-58.41	45,039	4,360	-90.32
TAIWAN	8	10,000	124900	54	3,800	6937.04
CHINA	4,099,281	44,889,694	995.06	141,080	13,353,648	9365.3
THAILAND	6,040,342	6,020,812	-0.32	63,680	64,456	1.22
SINGAPORE	2,712,336,589	2,763,876,497	1.9	5,129,080	5,373,486	4.77
PHILIPPINES	4,000,000	4,065,000	1.63	40,000	43,475	8.69
MALAYSIA	112,910,000	416,200	-99.63	244,472	92,937	-61.98
INDIA	0	20,000	-	0	1,795	-
SRI LANKA	29,000,111	15,159,904	-47.72	179,063	78,639	-56.08
UNITED ARAB EMIRATES	0	374,700	-	0	1,124,100	-
SAO TOME AND PRINCIPE	3,451	0	-100	7,334	0	-100
AUSTRALIA	7,158,538	48	-100	15,248	48	-99.69
UNITED STATES	0	60	-	0	20	-
GERMANY, FED. REP. OF	0	21,000	-	0	11,550	-
SWITZERLAND	0	46,000	-	0	460	-
ITALY	0	400	-	0	40	-
HASIL TAMBANG LAIN	3,514,855,793	5,056,941,957	43.87	58,414,876	97,355,800	66.66
JAPAN	27,596,945	12,061,621	-56.29	2,096,549	963,684	-54.03
HONG KONG	4,631,110	16,710,827	260.84	628,186	565,208	-10.03
KOREA, REPUBLIC OF	11,940,055	9,791,801	-17.99	1,236,962	1,720,624	39.1
TAIWAN	109,630,863	48,566,830	-55.7	3,360,228	2,314,373	-31.12
CHINA	840,799,153	2,033,412,548	141.84	27,606,136	63,094,725	128.55
MONGOLIA	0	21,000	-	0	3,702	-
MACAU	99,997	0	-100	37,200	0	-100
PAPUA NEW GUINEA	72	106,343	147598.61	218	17,524	7938.53
THAILAND	30,497,016	21,954,336	-28.01	2,237,366	2,317,903	3.6
SINGAPORE	2,386,437,047	2,719,069,296	13.94	6,526,465	8,170,052	25.18
PHILIPPINES	7,219,947	8,816,045	22.11	1,238,869	1,871,768	51.09
MALAYSIA	31,171,881	28,995,599	-6.98	4,061,849	2,247,232	-44.67
MYANMAR (FORM. BURMA)	1,047,000	497,600	-52.47	139,095	61,034	-56.12
CAMBODIA	5,568,290	7,536,186	35.34	538,420	552,364	2.59
VIET NAM	17,398,622	9,412,206	-45.9	860,317	689,022	-19.91
MALDIVES	0	27,919	-	0	10,529	-
INDIA	1,597,966	22,787,195	1326.01	190,801	502,200	163.21
PAKISTAN	100	26,110	26010	250	3,104	1141.6
BANGLADESH	16,853,650	18,057,946	7.15	1,982,194	2,367,524	19.44
SRI LANKA	209,840	425,055	102.56	17,968	50,320	180.05
IRAN (ISLAMIC REPUBLIC OF)	0	60,000	-	0	7,350	-
SAUDI ARABIA	80,402	16,947	-78.92	23,434	5,200	-77.81
KUWAIT	10,833	17,371	60.35	1,600	1,900	18.75
TURKEY	96,000	48,024	-49.98	3,840	720	-81.25
UNITED ARAB EMIRATES	1,882,000	40,150,068	2033.37	176,600	598,480	238.89
EGYPT	0	47,000	-	0	470	-
TANZANIA, UNITED REPUBLIC OF	304,000	342,500	12.66	58,274	64,466	10.63
KENYA	779,000	1,200,930	54.16	147,107	240,252	63.32
REUNION	147	0	-100	1,501	0	-100
ANGOLA	0	635,874	-	0	101,955	-
NIGERIA	40,000	246,796	516.99	8,454	78,767	831.71
SENEGAL	44,000	0	-100	2,354	0	-100
SOUTH AFRICA	971,891	892,777	-8.14	80,440	178,703	122.16
COMOROS	2,619	0	-100	5,470	0	-100
MAURITIUS	0	197	-	0	882	-
AUSTRALIA	10,751,679	2,238,589	-79.18	1,199,107	817,430	-31.83
NEW ZEALAND	286,984	97,249	-66.11	52,297	13,927	-73.37
PALAU	750	901	20.13	3,000	6,309	110.3
VANUATU	0	0	-100	800	0	-100

TABEL 5. PERKEMBANGAN EKSPOR INDONESIA MENURUT KOMODITI DAN NEGARA TUJUAN

JENIS BARANG	BERAT BERSIH (KG)		PERUB	NILAI FOB (US \$)		PERUB
	JAN-SEP 2005	JAN-SEP 2006	%	JAN-SEP 2005	JAN-SEP 2006	%
(1)	(2)	(3)	(4)	(5)	(6)	(7)
FIJI	532,363	0	-100	73,846	0	-100
SAMOA	0	2,413	-	0	18,826	-
SOLOMON ISLANDS	407,501	0	-100	224,666	0	-100
TONGA	0	12,911	-	0	4,389	-
EAST TIMOR	703,793	0	-100	166,802	0	-100
UNITED STATES	3,245,602	1,778,364	-45.21	1,416,378	1,127,618	-20.39
CANADA	93,514	19,435	-79.22	84,105	16,018	-80.95
PANAMA	0	30,000	-	0	4,640	-
BRAZIL	0	73,657	-	0	20,532	-
TRINIDAD AND TOBAGO	499	0	-100	393	0	-100
JAMAICA	3	0	-100	12	0	-100
CAYMAN ISLANDS	35	0	-100	85	0	-100
MARTINIQUE	0	34	-	0	159	-
UNITED KINGDOM	754,272	234,426	-68.92	54,215	63,402	16.95
NETHERLANDS	2,884	115,443	3902.88	4,371	167,569	3733.65
FRANCE	12,883	58,390	353.23	15,144	12,828	-15.29
GERMANY, FED. REP. OF	6,286	5,348	-14.92	4,692	6,449	37.45
AUSTRIA	115	0	-100	43	0	-100
BELGIUM	20,913	114,136	445.77	1,744,949	5,213,230	198.76
SWITZERLAND	707,118	49,626,301	6918.11	41,285	774,806	1776.73
LUXEMBOURG	0	99	-	0	1,188	-
NORWAY	0	40,400	-	0	2,020	-
FINLAND	10,000	0	-100	900	0	-100
IRELAND	82	0	-100	270	0	-100
ITALY	92	67,813	73609.78	371	15,811	4161.73
SPAIN	1,415	327,116	23017.74	2,463	210,594	8450.3
PORTUGAL	300,013	0	-100	19,519	0	-100
ICELAND	0	144,094	-	0	48,165	-
GREECE	129	19,791	15241.86	48	7,800	16150
KYRGYZSTAN	105,000	0	-100	29,800	0	-100
CROATIA	708	0	-100	7,168	0	-100
CZECH REPUBLIC	0	100	-	0	53	-
BARANG-BARANG SENI	2,167,003	2,139,697	-1.26	5,179,986	6,765,465	30.61
JAPAN	87,870	108,710	23.72	213,735	426,331	99.47
HONG KONG	50,873	15,408	-69.71	284,492	394,100	38.53
KOREA, REPUBLIC OF	12,651	112,470	789.02	13,029	111,040	752.25
TAIWAN	26,422	14,707	-44.34	76,614	37,267	-51.36
CHINA	528	6,045	1044.89	1,487	53,552	3501.34
PAPUA NEW GUINEA	127	0	-100	844	0	-100
THAILAND	13,777	3,978	-71.13	95,132	6,467	-93.2
SINGAPORE	121,539	32,250	-73.47	130,543	1,576,438	1107.6
PHILIPPINES	54,460	2,757	-94.94	5,496	5,745	4.53
MALAYSIA	85,918	136,609	59	214,776	200,404	-6.69
BRUNEI DARUSSALAM	1,322	296	-77.61	1,632	232	-85.78
VIET NAM	144,392	92	-99.94	79,145	1,318	-98.33
MALDIVES	249	1,197	380.72	1,807	9,461	423.57
INDIA	169	4,853	2771.6	440	9,531	2066.14
BANGLADESH	0	1,889	-	0	724	-
SRI LANKA	0	633	-	0	1,601	-
AFGHANISTAN	560	0	-100	1,672	0	-100
IRAN (ISLAMIC REPUBLIC OF)	5,783	7,822	35.26	703	47,798	6699.15
SAUDI ARABIA	8,595	3,179	-63.01	16,562	9,690	-41.49
KUWAIT	9,361	40,290	330.4	8,852	4,962	-43.94
JORDAN	3,221	1,058	-67.15	2,532	677	-73.26
LEBANON	299	371	24.08	492	1,529	210.77
YEMEN	0	279	-	0	418	-
SYRIA ARAB REPUBLIC	26	0	-100	8	0	-100
TURKEY	113,512	99,499	-12.34	153,460	125,445	-18.26
UNITED ARAB EMIRATES	29,507	28,677	-2.81	323,334	77,648	-75.99
QATAR	0	91	-	0	80	-
BAHRAIN	125	816	552.8	161	3,437	2034.78
CYPRUS	1,733	4,673	169.65	2,514	16,950	574.22
EGYPT	23,312	571	-97.55	4,545	942	-79.27
MOROCCO	379	200	-47.23	425	306	-28
TUNISIA	838	3,106	270.64	2,229	7,458	234.59
SUDAN	0	123	-	0	58	-
MADAGASCAR	1,117	548	-50.94	1,250	646	-48.32
KENYA	982	0	-100	4,209	0	-100
REUNION	4,214	9,578	127.29	9,780	27,960	185.89
GHANA	0	21	-	0	40	-
ANGOLA	0	132	-	0	362	-
NIGERIA	40	0	-100	225	0	-100
GABON	115	0	-100	107	0	-100
SENEGAL	29,035	16,264	-43.98	25,180	14,622	-41.93
U.S. VIRGIN ISLANDS	272	61	-77.57	425	212	-50.12

TABEL 5. PERKEMBANGAN EKSPOR INDONESIA MENURUT KOMODITI DAN NEGARA TUJUAN

JENIS BARANG	BERAT BERSIH (KG)		PERUB	NILAI FOB (US \$)		PERUB
	JAN-SEP 2005	JAN-SEP 2006	%	JAN-SEP 2005	JAN-SEP 2006	%
	(1)	(2)	(3)	(4)	(5)	(6)
SEYCHELLES	449	0	-100	688	0	-100
SOUTH AFRICA	8,775	3,409	-61.15	13,282	7,365	-44.55
MAURITIUS	2,335	2,336	0.04	2,991	5,380	79.87
VIRGIN ISLANDS (BRITISH)	109	4	-96.33	666	40	-93.99
AUSTRALIA	260,319	169,241	-34.99	385,791	278,437	-27.83
NEW ZEALAND	141,213	6,524	-95.38	207,833	14,973	-92.8
MICRONESIA, FEDERATED STATES	0	361	-	0	814	-
GUAM	2,171	840	-61.31	8,182	1,166	-85.75
NEW CALEDONIA	9,629	6,751	-29.89	30,032	13,081	-56.44
NORTHERN MARIANA ISLANDS	504	313	-37.9	781	551	-29.45
VANUATU	18,370	704	-96.17	7,467	1,410	-81.12
COOK ISLANDS	52	4,492	8538.46	21	11,633	55295.24
FIJI	25,851	18,940	-26.73	28,035	34,122	21.71
EAST TIMOR	2,145	20,000	832.4	12,206	1,100	-90.99
UNITED STATES	186,808	243,833	30.53	1,144,158	1,006,861	-12
CANADA	16,713	19,007	13.73	62,005	35,393	-42.92
MEXICO	2,120	7,813	268.54	4,148	14,364	246.29
PANAMA	0	1,135	-	0	900	-
CHILE	236	320	35.59	939	842	-10.33
VENEZUELA	347	293	-15.56	453	907	100.22
ARGENTINA	1,216	2,354	93.59	752	4,996	564.36
BRAZIL	778	3,797	388.05	4,805	6,099	26.93
COLOMBIA	382	157	-58.9	2,952	264	-91.06
PERU	0	30	-	0	144	-
JAMAICA	0	196	-	0	176	-
PUERTO RICO	2,046	495	-75.81	4,963	389	-92.16
DOMINICAN REPUBLIC	474	698	47.26	451	1,606	256.1
EL SALVADOR	1,068	235	-78	910	482	-47.03
COSTA RICA	7,053	3,904	-44.65	12,951	4,891	-62.23
HAITI	0	206	-	0	572	-
BARBADOS	42	45	7.14	45	189	320
ANTIGUA AND BARBUDA	432	513	18.75	1,598	242	-84.86
ANGUILLA	206	0	-100	243	0	-100
ARUBA	0	4,225	-	0	8,158	-
CAYMAN ISLANDS	0	22	-	0	894	-
DOMINICA	489	361	-26.18	491	300	-38.9
FRENCH GUIANA	104	3,762	3517.31	121	1,894	1465.29
FRENCH POLYNESIA	13,420	15,558	15.93	19,449	19,567	0.61
MARTINIQUE	458	1,379	201.09	653	2,836	334.3
NETHERLANDS ANTILLES	7,646	1,464	-80.85	23,817	8,815	-62.99
TURKS AND CAICOS ISLANDS	0	270	-	0	720	-
GUADELOUPE	965	763	-20.93	3,163	1,873	-40.78
UNITED KINGDOM	35,913	99,401	176.78	62,394	149,027	138.85
NETHERLANDS	107,324	112,549	4.87	403,767	343,732	-14.87
FRANCE	107,435	138,087	28.53	191,972	376,712	96.23
GERMANY, FED. REP. OF	69,818	135,800	94.51	172,055	288,879	67.9
AUSTRIA	4,642	1,209	-73.96	32,762	3,749	-88.56
BELGIUM	29,010	60,215	107.57	45,398	107,098	135.91
SWITZERLAND	2,191	2,591	18.26	14,597	9,038	-38.08
LUXEMBOURG	8	0	-100	105	0	-100
DENMARK	4,526	12,618	178.79	12,391	60,241	386.17
NORWAY	2,662	195	-92.67	6,068	2,261	-62.74
SWEDEN	19,080	32,199	68.76	33,057	33,318	0.79
FINLAND	0	208	-	0	1,962	-
IRELAND	1,792	4,440	147.77	3,976	6,990	75.8
ITALY	91,076	161,734	77.58	211,040	331,811	57.23
SPAIN	84,954	147,130	73.19	251,185	322,246	28.29
PORTUGAL	3,342	3,092	-7.48	7,662	4,068	-46.91
GREECE	10,460	7,881	-24.66	14,999	8,640	-42.4
HUNGARY	1,393	5,271	278.39	3,249	12,538	285.9
POLAND	1,954	1,715	-12.23	1,230	6,597	436.34
ROMANIA	576	935	62.33	599	815	36.06
BULGARIA	0	1,557	-	0	8,410	-
YUGOSLAVIA	60	0	-100	137	0	-100
KAZAKHSTAN	306	561	83.33	635	850	33.86
UKRAINE	93	132	41.94	122	300	145.9
LITHUANIA	428	10	-97.66	2,480	71	-97.14
CROATIA	457	1,378	201.53	1,658	5,817	250.84
MALTA	14,394	0	-100	7,409	0	-100
SLOVAKIA	0	642	-	0	5,333	-
SLOVENIA	10,059	425	-95.77	31,964	279	-99.13
CZECH REPUBLIC	14,341	23	-99.84	1,042	10	-99.04
RUSSIA FEDERATION	461	1,696	267.9	1,154	4,776	313.86
BARANG KIRIMAN, POS DAN YANG	16,002	0	-100	15,700	0	-100
SINGAPORE	2	0	-100	170	0	-100

TABEL 5. PERKEMBANGAN EKSPOR INDONESIA MENURUT KOMODITI DAN NEGARA TUJUAN

JENIS BARANG	BERAT BERSIH (KG)		PERUB	NILAI FOB (US \$)		PERUB
	JAN-SEP 2005	JAN-SEP 2006	%	JAN-SEP 2005	JAN-SEP 2006	%
(1)	(2)	(3)	(4)	(5)	(6)	(7)
AUSTRALIA	16,000	0	-100	15,530	0	-100
LAINNYA	1,001,422	3,069	-99.69	1,361,101	200,401	-85.28
JAPAN	222	17	-92.34	4,612	7,000	51.78
HONG KONG	409	400	-2.2	862	1,400	62.41
SINGAPORE	496	2,510	406.05	8,639	191,420	2115.77
UNITED STATES	1,000,055	142	-99.99	1,342,913	581	-99.96
GERMANY, FED. REP. OF	54	0	-100	1,277	0	-100
BELGIUM	186	0	-100	2,798	0	-100
TOTAL	189,725,046,890	232,437,149,818	22.51	62,699,360,021	73,553,089,591	17.31

<http://www.bps.go.id>