

FOREWORD

The monthly publication of import statistics, is a sequential issue from the preceding publication which developed by The BPS-Statistics Indonesia. This Publication contains the data of imports document on both softcopy and hardcopy. The data in this publication covered :

- A. Import by HS Commodity Groups, SITC Commodity Groups, Commodity (HS), Country of Origin, Port of Importation, Country of Origin and Five Major SITC Commodity Group, Certain Commodities import by Main Country of Origin
- B. Bonded Zone import by Commodity 2 Digits HS, by SITC Commodity Group, Country of Origin, by Province and port of Importation

Deeply gratitude and the highest appreciation are due to the Custom Officers and Bank of Indonesia of their contribution of regularly in sending documents, and also to PT. Pertamina for the best cooperation in supporting data of oil and gas so that BPS published this edition successfully.

Finally, it is hoped that this publication would be useful for users.

Jakarta, August 2008
BPS-Statistics Indonesia

DR. RUSMAN HERIAWAN
Director General

KATA PENGANTAR

Publikasi Statistik Impor April ini merupakan kelanjutan dari publikasi sebelumnya yang diterbitkan secara bulanan oleh Badan Pusat Statistik (BPS). Publikasi ini berisi data yang merupakan hasil pengolahan dokumen, baik yang berupa soft copy maupun hard copy. Data yang disajikan dalam publikasi ini, mencakup :

- A. Impor menurut Golongan Barang HS, Golongan Barang SITC, Komoditi (HS), Negara Asal, Pelabuhan Impor, Negara Asal dan Lima Golongan Barang Utama SITC 3 digit, Komoditi tertentu dan Negara Asal Utama
- B. Impor Kawasan Berikat menurut Golongan Barang HS 2 digit, Golongan Barang SITC, Negara Asal, Provinsi dan Pelabuhan Impor

Ucapan terima kasih dan penghargaan yang setinggi-tingginya disampaikan kepada seluruh aparat Bea dan Cukai serta Bank Indonesia yang telah secara teratur dan berkesinambungan mengirimkan dokumen PIB, juga kepada PT. Pertamina yang telah memberikan data impor minyak dan gas secara rutin. Selanjutnya, kepada semua pihak yang telah banyak membantu Badan Pusat Statistik sehingga memungkinkan diterbitkannya publikasi ini, juga disampaikan terima kasih.

Akhirnya, kami mengharapkan semoga publikasi ini dapat bermanfaat bagi pemakai.

Jakarta, Agustus 2008
Badan Pusat Statistik
Kepala,

DR. RUSMAN HERIAWAN
NIP. 340003999

PENJELASAN

1. DAERAH PENCATATAN

Daerah pencatatan statistik dalam publikasi ini meliputi seluruh wilayah Republik Indonesia.

2. SUMBER DOKUMEN

Statistik dikumpulkan berdasarkan dokumen impor/Pemberitahuan Impor Barang (PIB) yang diisi oleh importir. Dokumen PIB diterima dari Bea dan Cukai dan berlaku sejak April 1997 berdasarkan Surat Keputusan Menteri Keuangan nomor 101/KMK.05/1997 tanggal 10 Maret 1997.

3. SISTEM PERDAGANGAN

Sistem pencatatan Statistik Perdagangan Luar Negeri mempergunakan Sistem Perdagangan Umum (*the General Trade System*) atau dengan Sistem Perdagangan Khusus (*the Special Trade System*). Dalam Sistem Perdagangan Umum, Kawasan Berikat dianggap sebagai ~~di~~ dalam negeri, sedangkan dalam Sistem Perdagangan Khusus, dianggap sebagai ~~di~~ luar negeri. Sejak Januari 2008, sistem pencatatan Statistik Impor menggunakan Sistem Perdagangan Umum.

4. RUANG LINGKUP

Pencatatan Statistik Impor meliputi seluruh barang-barang yang masuk ke wilayah Indonesia.

5. KASUS KHUSUS

- 5.1 Sebagian impor kapal laut dan pesawat beserta suku cadangnya termasuk dalam Statistik Impor.
- 5.2 Barang-barang luar negeri yang diolah atau diperbaiki didalam negeri tetap dicatat sebagai barang impor, meskipun setelah barang tersebut selesai diproses akan kembali ke luar negeri (*re-ekspor*).
- 5.3 Barang-barang di bawah ini tidak termasuk di dalam Statistik Impor :
 - a. Pakaian dan barang-barang perhiasan penumpang.
 - b. Barang-barang penumpang untuk dipakai sendiri, kecuali lemari es, pesawat TV dan sebagainya.
 - c. Barang-barang yang diimpor untuk keperluan perwakilan (kedutaan) suatu negara.
 - d. Barang-barang untuk ekspedisi dan ekshibisi/pameran.
 - e. Sebagian barang-barang yang langsung diimpor oleh angkatan bersenjata.
 - f. Pembungkus/peti kemas.
 - g. Uang dan surat-surat berharga.
 - h. Barang-barang sebagai contoh.

6. SISTEM PENGOLAHAN

Data dalam publikasi ini mencakup dokumen PIB selama April 2008 yang diterima oleh Badan Pusat Statistik sampai akhir Mei 2008. Sistem pengolahan menggunakan *Carry Over*. Dengan metode ini dokumen-dokumen dari Bea dan Cukai ditunggu selama satu bulan setelah bulan berjalan. Dokumen-dokumen yang datang terlambat akan dimasukkan dalam bulan pengolahan berikutnya.

7. KLASIFIKASI JENIS BARANG

Penggolongan barang yang digunakan di dalam statistik impor adalah klasifikasi Barang Impor yang berdasarkan pada Buku Tarif Bea Masuk Indonesia 2007 (BTBMI 2007) yang mengacu pada amandemen keempat dari World Customs Organization (WCO) sebagai lembaga Internasional yang menyusun klasifikasi Harmonized System (HS). Disamping menggunakan HS sebagai klasifikasi jenis barang, juga digunakan Standard International Trade Classification (SITC) Revisi 4.

8. PERIODE REFERENSI

Periode penentuan impor adalah tanggal penyelesaian dokumen oleh pejabat-pejabat Bea dan Cukai yang terdapat dalam dokumen impor.

9. NILAI BARANG

Nilai barang dinyatakan dalam nilai CIF (US\$) dan nilai Kurs April 2008 yang digunakan adalah US\$ 1 = Rp. 9.174,-

10. SATUAN BARANG

Berat barang impor adalah berat bersih dan dinyatakan dalam Kg.

11. NEGARA ASAL

Negara asal adalah negara dimana barang-barang tersebut dihasilkan yang dokumennya setelah diperiksa oleh pejabat Bea dan Cukai sesuai dengan peraturan yang berlaku.

EXPLANATORY NOTES

1. AREA RECORDINGS

The statistical recording area in this publication covers the entire territory of the Republic of Indonesia.

2. SOURCE OF DOCUMENTS

Statistics are compiled based on Import Declaration Form (Pemberitahuan Impor Barang or PIB) of Import documents that are filled by importers. The PIB documents received from Customs and Excise, prevailing on April 1, 1997, based on Minister of Finance Decree No. 101/KMK.05/1997, March 10, 1997.

3. TRADE SYSTEM

The system of recording Foreign Trade Statistics apply the General Trade System or the Special Trade System. In the General Trade System, the Bonded Zone is regarded as "*Domestic*", while in the Special Trade System, the Bonded Zone is regarded as "*Abroad*". Since January 2008, the system of recording import Statistics have applied the General Trade System.

4. COVERAGE

The recording Import Statistics covers all goods entering the Indonesian territory.

5. PARTICULAR CASES

5.1 Part of importation of sea vessels and airplanes and their spareparts are included in the Import Statistics.

5.2 Overseas goods which are processed or modified in Indonesian Country are recorded as importation, although after the goods finish process will return to abroad (re-exports).

5.3 The goods here under are not included in the Import Statistics :

- a. Clothes and jewelry of passangers.
- b. Luggage of passangers of own use, except refrigerators, television sets, etc.
- c. Goods imported for the use of foreign countries representations (embassies).
- d. Goods for expeditions and exhibition shows.
- e. A part of the goods directly imported by armed forces.
- f. Packings containers to be refilled.
- g. Bank notes and securities.
- h. Sample goods.

6. PROCESSING SYSTEM

The data in this publication covers documents of April 2008 were received by the BPS to the end of May, 2008. The documents are processed using a carry over system. The deadline for the acceptance of documents of a certain month is one month after the reference period, which means the end of the following month. The documents accepted after the deadline is considered as the document of the following month.

7. COMMODITY CLASSIFICATION

The classification of goods in this publication applies the 2007 Indonesia's Tariff Classification, based on fourth amendment from World Customs Organization (WCO) as an International Organization who arranged the Classification of Harmonized System (HS). Besides applying the HS, the Standard International Trade Classification (SITC) Revised 4 is also applied in the classification of goods.

8. REFERENCE PERIOD

The period of import determination is the date of settlement/completion by the Customs and Excise Officials as stated in the Import documents.

9. COMMODITY VALUATION

The values recorded, are the CIF value (US\$). The exchange rate use for April 2008, US\$ 1 = Rp. 9,174,-

10. UNIT OF COMMODITY

The net weight of imported goods are presented to Kg.

11. COUNTRY OF ORIGIN

Country of origin is the country in which the goods have been produced, after being verified by Customs and Excise Officials, pursuant to the prevailing regulations

DAFTAR ISI/CONTENTS

		Halaman/Page
	KATA PENGANTAR/FOREWORD	i-ii
	PENJELASAN/EXPLANATORY NOTES	iii-vi
	DAFTAR ISI/CONTENTS	vii
	RINGKASAN/SUMMARY	ix-xvii
Tabel/Table	I-1. Import Menurut Golongan Barang HS/ <i>Import by HS Commodity Groups</i>	
	A. Menurut 21 Golongan Barang HS/ <i>By 21 HS Commodity Groups</i>	1
	B. Menurut Golongan Barang 2 Dijit HS/ <i>By Commodity Groups 2 Digit Code HS</i>	2
	C. Menurut 40 Golongan Barang HS Terbesar/ <i>By 40 Biggest Commodities 10 Digit HS Code</i>	3
Tabel/Table	I-2. Impor Menurut Golongan Barang SITC/ <i>Import by SITC Commodity Groups</i>	4-8
Tabel/Table	I-3. Impor Menurut Komoditi (HS)/ <i>Import by Commodity (HS)</i>	9-104
Tabel/Table	I-4. Impor Menurut Negara Asal/ <i>Import by Country of Origin</i>	105-107
Tabel/Table	I-5. Impor Menurut Pelabuhan Impor/ <i>Import by Port of Importation</i>	108-110
Tabel/Table	I-6. Impor Menurut Negara Asal dan Lima Golongan Barang (SITC) Utama/ <i>Import by Country of Origin and Five Major SITC Commodity Group</i>	111-131
Tabel/Table	I-7. Impor Komoditi Tertentu Menurut Negara Asal Utama/ <i>Certain Commodities Import by Main Country of Origin</i>	132-135
Tabel/Table	K1. Import Kawasan Berikat Menurut Golongan Barang 2 Dijit HS/ <i>Bonded Zone Import by Commodity 2 Digits HS</i>	136-137
Tabel/Table	K2. Impor Kawasan Berikat Menurut Golongan Barang SITC/ <i>Bonded Zone Import by SITC Commodity Group</i>	138-142
Tabel/Table	K3. Impor Kawasan Berikat Menurut Negara Asal/ <i>Bonded Zone Import by Country of Origin</i>	143-144
Tabel/Table	K4. Impor Kawasan Berikat Menurut Provinsi dan Pelabuhan Impor/ <i>Bonded Zone Import by Province and Port of Importation</i>	145-146

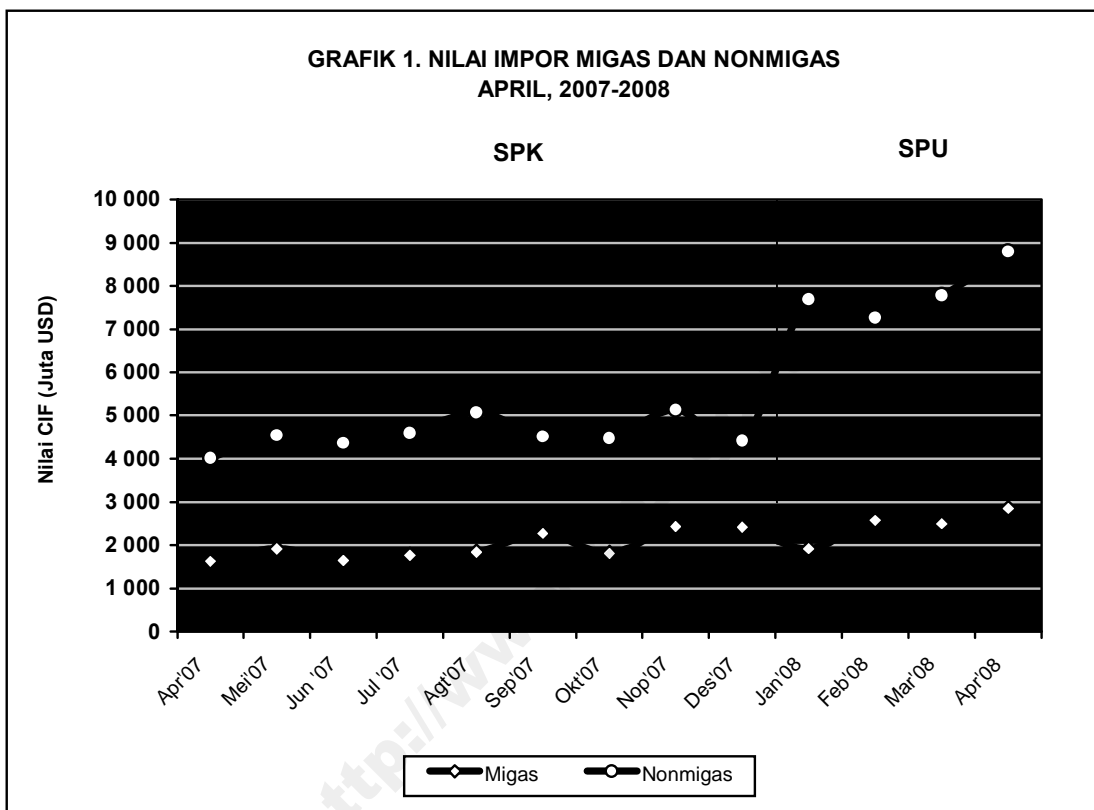
RINGKASAN

Pada April 2008 nilai impor mencapai USD 11.646,7 juta yang terdiri dari impor melalui Kawasan Berikat sebesar USD 2.294,5 juta (19,70 persen) dan di Luar Kawasan Berikat sebesar USD 9.352,2 juta (80,30 persen). Nilai impor migas Indonesia mencapai USD 2.851,1 juta atau 24,48 persen dari total impor Indonesia. Sedangkan nilai impor nonmigas mencapai USD 8.795,6 juta dan memberikan peranan sebesar 75,52 persen terhadap total impor Indonesia.

**TABEL 1. IMPOR MIGAS DAN NONMIGAS
APRIL, 2007-2008**

Tahun	Bulan	Migas		Nonmigas		Total	
		Indonesia	Kawasan Berikat	Indonesia	Kawasan Berikat	Indonesia	Kawasan Berikat
Nilai CIF (Juta USD)							
Sistem Perdagangan Khusus							
2007	April	1 626,8	---	4 016,8	---	5 643,6	---
	Mei	1 912,1	---	4 543,3	---	6 455,4	---
	Juni	1 651,3	---	4 363,5	---	6 014,8	---
	Juli	1 768,5	---	4 592,0	---	6 360,5	---
	Agustus	1 840,4	---	5 076,4	---	6 916,8	---
	September	2 277,6	---	4 513,5	---	6 791,1	---
	Oktober	1 810,3	---	4 475,7	---	6 286,0	---
	Nopember	2 436,2	---	5 137,9	---	7 574,1	---
	Desember	2 417,7	---	4 420,1	---	6 837,8	---
Sistem Perdagangan Umum							
2008	Januari	1 918,4	10,5	7 689,7	2 096,1	9 608,1	2 106,6
	Februari	2 576,9	11,4	7 266,0	1 960,2	9 842,9	1 971,6
	Maret	2 499,8	8,2	7 776,8	2 299,5	10 276,6	2 307,7
	April	2 851,1	20,8	8 795,6	2 273,7	11 646,7	2 294,5
Peranan Terhadap Total Impor (%)							
Sistem Perdagangan Khusus							
2007	April	28,83	---	71,17	---	100,00	---
	Mei	29,62	---	70,38	---	100,00	---
	Juni	27,45	---	72,55	---	100,00	---
	Juli	27,80	---	72,20	---	100,00	---
	Agustus	26,61	---	73,39	---	100,00	---
	September	33,54	---	66,46	---	100,00	---
	Oktober	28,80	---	71,20	---	100,00	---
	Nopember	32,16	---	67,84	---	100,00	---
	Desember	35,36	---	64,64	---	100,00	---
Sistem Perdagangan Umum							
2008	Januari	19,97	0,50	80,03	99,50	100,00	100,00
	Februari	26,18	0,58	73,82	99,42	100,00	100,00
	Maret	24,33	0,36	75,67	99,64	100,00	100,00
	April	24,48	0,91	75,52	99,09	100,00	100,00

Dari total nilai impor migas Indonesia, impor melalui Kawasan Berikat hanya sebesar USD 20,8 juta atau 0,73 persen, sedangkan sisanya sebanyak USD 2.830,3 juta (99,27 persen) di luar Kawasan Berikat. Sementara itu, nilai impor nonmigas di Luar Kawasan Berikat mencapai USD 6.521,9 juta atau 74,15 persen dan yang melalui Kawasan Berikat sebesar USD 2.273,7 juta (25,85 persen).



Keterangan : SPK = Sistem Perdagangan Khusus
SPU = Sistem Perdagangan Umum

Dilihat dari peranannya, selama tiga belas bulan terakhir impor migas memberikan kontribusi rata-rata 28,09 persen per bulan dan impor nonmigas sebesar 71,91 persen per bulan. Sementara itu, pada April 2008 peranan impor migas mencapai 24,48 persen yang berarti angka tersebut berada di bawah rata-rata. Sebaliknya peranan impor nonmigas berada di atas rata-rata yaitu 75,52 persen.

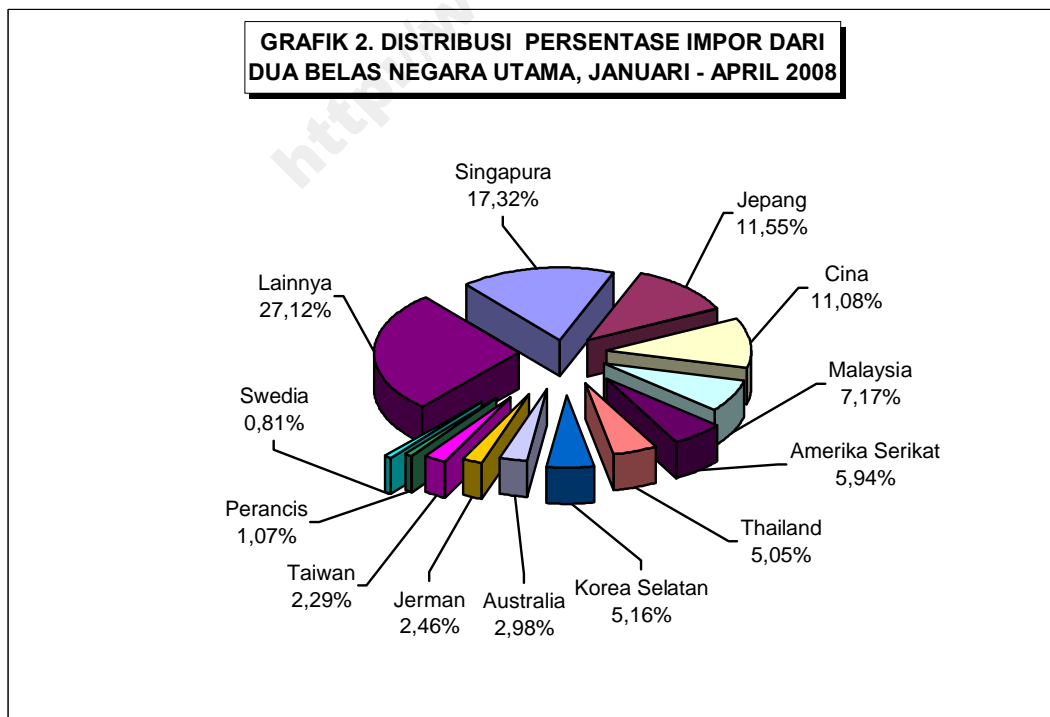
Dengan diterapkannya Sistem Perdagangan Umum (General Trade System) dalam pencatatan statistik impor, secara keseluruhan nilai impor barang yang tercatat mengalami kenaikan yang nyata (signifikan).

**TABEL 2. PERKEMBANGAN IMPOR MIGAS DAN NONMIGAS
JANUARI-APRIL, 2004-2008**

Bulan/ Tahun	Nilai (Juta USD)			Peranan (%)			
	Migas	Non-Migas	Total	Migas	Non-Migas	Total	
Jan-Apr :							
SPK :	2004	3 312,5	10 439,4	13 751,9	24,09	75,91	100,00
	2005	5 332,1	13 360,5	18 692,6	28,53	71,47	100,00
	2006	5 135,6	12 971,1	18 106,7	28,36	71,64	100,00
	2007	5 818,7	15 418,2	21 236,9	27,40	72,60	100,00
SPU :	2008	9 846,2	31 528,1	41 374,3	23,80	76,20	100,00

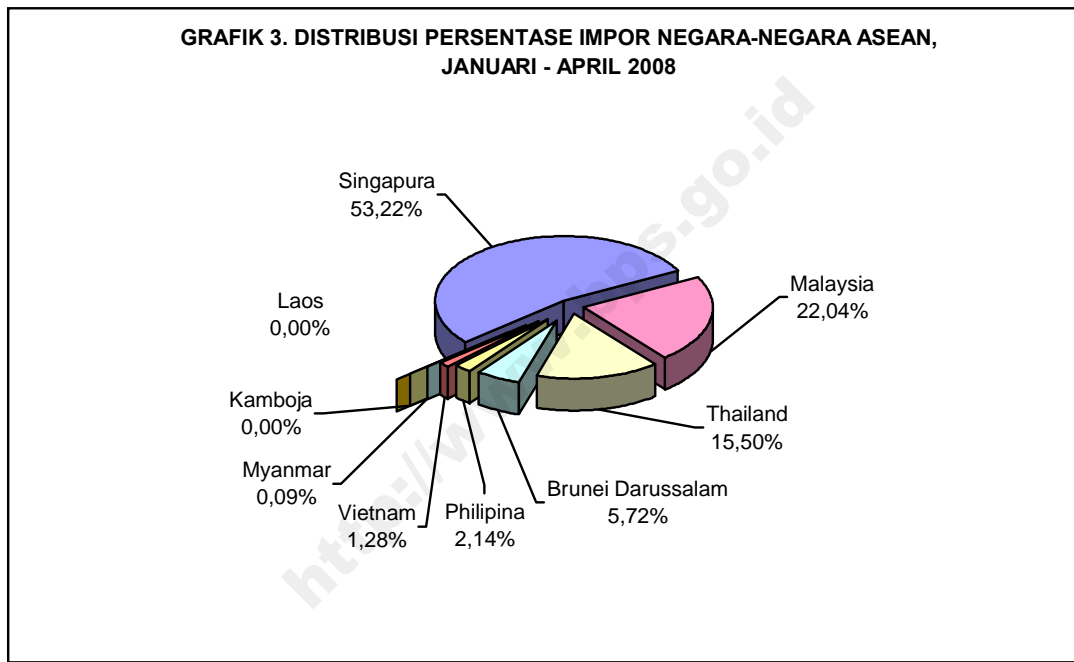
Keterangan : SPK = Sistem Perdagangan Khusus
SPU = Sistem Perdagangan Umum

Impor migas Januari-April 2008 sebesar 9.846,2 juta atau lebih tinggi daripada rata-rata migas Januari-April periode 2004-2007 yang sebesar USD 4.899,7 juta. Sedangkan rata-rata impor nonmigas Januari-April periode 2004-2007 sebesar USD 13.047,3 juta atau lebih rendah dibanding impor nonmigas Januari-April 2008 yang sebesar USD 31.528,1 juta. Dilihat dari nilainya, selama Januari-April pada periode 2004-2008 di dominasi oleh impor nonmigas dengan rata-rata peranan sebesar 73,56 persen per tahun. Dengan demikian dapat disimpulkan bahwa perekonomian Indonesia selama ini masih bertumpu pada sektor nonmigas.



Dari keseluruhan nilai impor pada Januari - April 2008, 72,88 persen berasal dari dua belas negara utama. Singapura menempati posisi pertama, yaitu 17,32 persen dari total impor Indonesia, diikuti oleh Jepang (11,55 persen), Cina (11,08 persen), Malaysia (7,17 persen), Amerika Serikat (5,94 persen), Korea Selatan (5,16 persen), Thailand (5,05 persen), Australia (2,98 persen), Jerman (2,46 persen), Taiwan (2,29 persen), Perancis (1,07 persen), dan Swedia (0,81 persen).

Impor terbesar pada Januari-April 2008 berasal dari sembilan negara kelompok APEC Lainnya yakni mencapai 35,90 persen atau sebesar USD 14.852,2 juta. Kelompok negara ASEAN berada di urutan berikutnya dengan peranan sebesar 32,55 persen (USD 13.465,9), kemudian diikuti negara-negara kelompok Uni Eropa 7,74 persen (USD 3.201,3 juta), negara kelompok NAFTA sebesar 7,49 persen (USD 3.096,9 juta), dan kelompok negara lainnya menyumbang 16,32 persen (USD 6.758,0 juta).



Jika dilihat impor Indonesia dari kelompok ASEAN, selama Januari-April 2008 peranan impor yang paling tinggi adalah dari *Singapura* dengan peranan sebesar 53,22 persen dari total impor ASEAN. *Malaysia* menempati urutan kedua sebesar 22,04 persen, diikuti oleh *Thailand* (15,50 persen), *Brunei Darussalam* (5,72 persen), *Philipina* (2,14 persen), *Vietnam* (1,28 persen), sementara peranan impor dari *Myanmar*, *Kamboja* dan *Laos* masih di bawah satu persen.

Dari kelompok negara Uni Eropa, selama Januari-April 2008 peranan impor yang paling tinggi adalah dari *Jerman* dengan peranan sebesar 31,86 persen dari total impor Uni Eropa. *Perancis* menempati urutan kedua dengan peranan 13,78 persen, diikuti oleh *Swedia* (10,48 persen), *Italia* (9,66 persen), dan *Inggris* (8,49 persen).

**TABEL 3. NILAI DAN PERANAN IMPOR
DARI KELOMPOK NEGARA ASEAN, NAFTA, DAN UNI EROPA
JANUARI - APRIL 2007 DAN 2008**

KELOMPOK NEGARA	Januari - April 2007		Januari - April 2008	
	Nilai (Juta USD)	Peranan (%)	Nilai (Juta USD)	Peranan (%)
APEC				
ASEAN	7 105,9	33,46	13 465,9	32,55
Thailand	1 189,0	5,60	2 087,7	5,05
Singapura	3 051,1	14,37	7 166,6	17,32
Philipina	120,1	0,57	288,5	0,70
Malaysia	1 763,9	8,30	2 968,1	7,17
Myanmar	16,2	0,08	11,8	0,03
Kamboja	0,6	0,00	0,5	0,00
Brunei Darussalam	548,7	2,58	770,4	1,86
Laos	2,9	0,01	0,2	0,00
Vietnam	413,4	1,95	172,1	0,42
NAFTA	1 776,8	8,37	3 096,9	7,49
Amerika Serikat	1 461,0	6,88	2 457,4	5,94
Kanada	293,4	1,38	598,5	1,45
Meksiko	22,4	0,11	41,0	0,10
NEGARA APEC LAINNYA	7 017,9	33,05	14 852,2	35,90
Jepang	1 982,0	9,33	4 778,1	11,55
Hongkong	135,4	0,64	811,2	1,96
Korea Selatan	967,8	4,56	2 136,7	5,16
Taiwan	434,1	2,04	946,2	2,29
Cina	2 515,4	11,84	4 582,8	11,08
Papua New Guinea	0,9	0,01	4,9	0,01
Australia	798,3	3,76	1 232,0	2,98
Selandia Baru	144,5	0,68	266,9	0,64
Chili	39,5	0,19	93,4	0,23
UNI EROPA	2 050,3	9,65	3 201,3	7,74
Jerman	551,0	2,59	1 019,9	2,47
Perancis	232,5	1,09	441,2	1,07
Swedia	278,8	1,31	335,4	0,81
Italia	177,3	0,84	309,1	0,75
Inggris	209,6	0,99	271,8	0,66
Belanda	136,3	0,64	198,6	0,48
Belgia	95,0	0,45	167,2	0,40
Austria	41,0	0,19	126,2	0,31
Finlandia	106,7	0,50	92,8	0,22
Spanyol	61,4	0,29	79,8	0,19
Polandia	11,4	0,05	37,0	0,09
Irlandia	82,0	0,39	31,3	0,08
Denmark	18,9	0,09	30,6	0,07
Cheska	15,7	0,07	17,9	0,04
Hungaria	3,7	0,02	12,3	0,03
UNI EROPA LAINNYA	29,0	0,14	30,2	0,07
LAINNYA	3 286,0	15,47	6 758,0	16,32
TOTAL IMPOR	21 236,9	100,00	41 374,3	100,00

**TABEL 4. IMPOR MENURUT GOLONGAN PENGGUNAAN BARANG
JANUARI - APRIL 2004-2008**

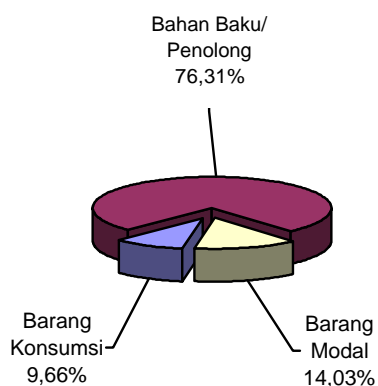
Bulan/ Tahun	Nilai (Juta USD)				Perubahan (%)				
	Barang Konsumsi	Bahan Baku/ Penolong	Barang Modal	Total	Barang Konsumsi	Bahan Baku/ Penolong	Barang Modal	Total	
Jan-Mar :									
SPK :	2004	1 168,6	10 883,7	1 699,6	13 751,9	8,50	79,14	12,36	100,00
	2005	1 397,1	14 720,8	2 574,7	18 692,6	7,48	78,75	13,77	100,00
	2006	1 495,5	13 768,1	2 843,1	18 106,7	8,26	76,04	15,70	100,00
	2007	2 052,1	16 205,6	2 979,2	21 236,9	9,66	76,31	14,03	100,00
SPU :	2008	2 776,3	32 443,7	6 154,3	41 374,3	6,71	78,42	14,87	100,00

Keterangan : SPK = Sistem Perdagangan Khusus
SPU = Sistem Perdagangan Umum

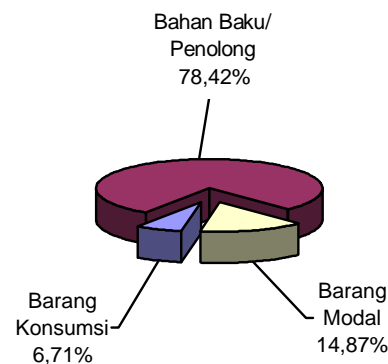
Rata-rata nilai impor Januari-April periode 2004-2007 adalah sebesar USD 17.947,0 juta dengan rata-rata nilai impor Januari-April dan peranannya selama empat tahun tersebut untuk *barang konsumsi* mencapai USD 1.528,3 juta (8,47 persen), impor *bahan baku/penolong* sebesar USD 13.894,6 juta (77,56 persen), dan impor *barang modal* sebesar USD 2.524,2 juta (13,97 persen). Sedangkan Januari-April 2008, barang konsumsi, bahan baku/penolong, dan barang modal masing-masing memberikan kontribusi sebesar 6,71 persen, 78,42 persen, dan 14,87 persen dari total impor Indonesia.

**GRAFIK 5. PERSENTASE NILAI IMPOR INDONESIA
MENURUT GOLONGAN PENGGUNAAN BARANG
JANUARI - APRIL 2007 DAN 2008**

Januari-April 2007



Januari-April 2008



Dilihat dari peranannya selama Januari-April periode 2004-2008, rata-rata peranan tertinggi diberikan oleh impor bahan baku/penolong yaitu 77,73 persen, diikuti oleh rata-rata impor barang modal sebesar 14,15 persen dan rata-rata impor bahan konsumsi sebesar 8,12 persen. Sementara itu, peran barang konsumsi yang tertinggi dicapai di tahun 2007 yaitu sebesar 9,66 persen. Golongan bahan baku/penolong memberikan peranan tertinggi di tahun 2004 sebesar 79,14 persen, sedangkan golongan barang modal peran tertingginya dicapai pada tahun 2006 sebesar 15,70 persen.

Jika dibandingkan dengan periode tahun sebelumnya, peranan nilai impor *bahan baku/penolong* dan *barang modal* terhadap keseluruhan nilai impor pada Januari-April 2008 mengalami peningkatan masing-masing dari 76,31 persen menjadi 78,42 persen (naik 2,11 poin) dan dari 14,03 persen menjadi 14,87 persen (naik 0,84 poin). Sebaliknya impor *barang konsumsi* menurun dari 9,66 persen menjadi 6,71 persen (turun 2,95 poin).

Menurut golongan barang SITC (Standard International Trade Classification) 1 dijit, kelompok barang utama impor selama Januari-April 2008 adalah kelompok *mesin dan alat angkutan* dengan nilai sebesar USD 13.253,9 juta dan memberikan peran sebesar 32,03 persen dari total impor Indonesia Januari-April 2008. Jika dibandingkan dengan periode yang sama tahun sebelumnya, peranan impor kelompok ini mengalami peningkatan sebesar 7,28 poin dari 24,75 persen menjadi 32,03 persen.

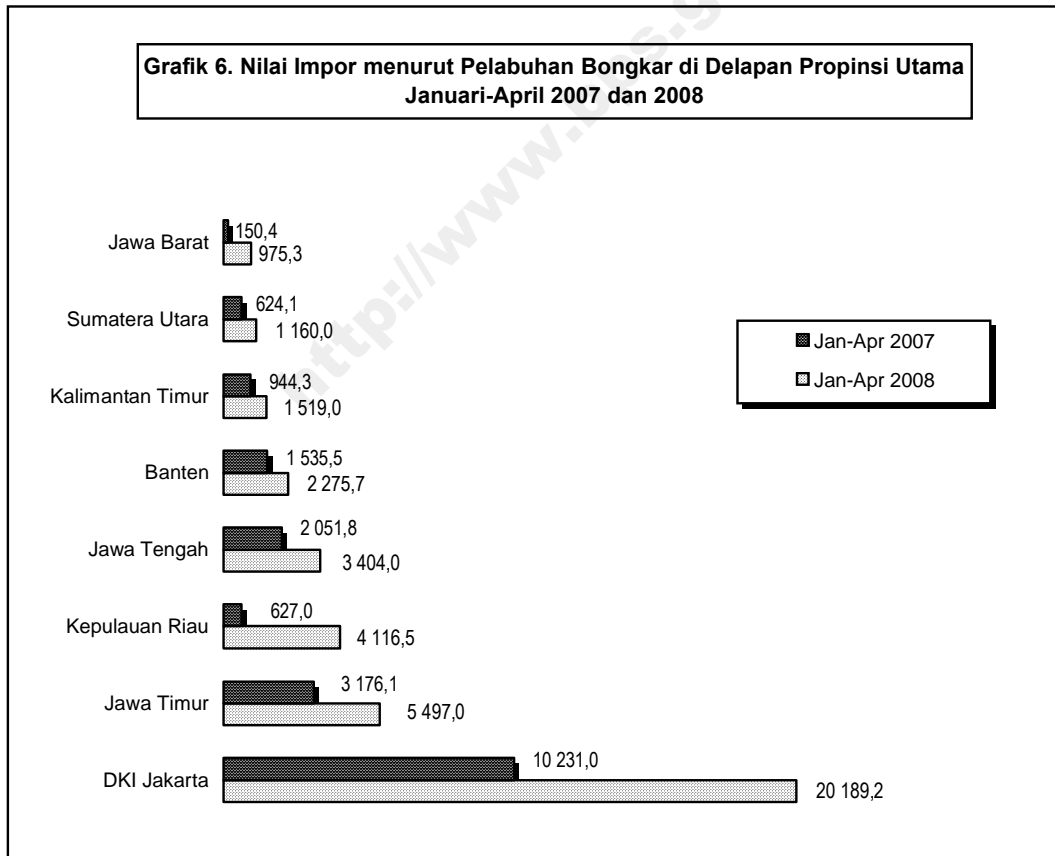
**TABEL 5. IMPOR MENURUT SITC-1 DIJIT
JANUARI - APRIL 2007 DAN 2008**

SITC	Golongan Barang	Januari - April 2007		Januari - April 2008	
		Nilai (Juta USD)	Peranan (%)	Nilai (Juta USD)	Peranan (%)
0	Bahan Makanan dan Binatang Hidup	2 110,9	9,94	2 799,1	6,76
1	Minuman dan Tembakau	102,7	0,48	128,8	0,31
2	Bahan Baku dan Hasil Tambang	1 294,2	6,09	2 353,7	5,69
3	Minyak dan Bahan Bakar Mineral	5 840,0	27,50	9 876,2	23,87
4	Minyak Nabati dan Hewani	25,3	0,12	45,1	0,11
5	Bahan Kimia dan produknya	3 133,6	14,75	5 133,6	12,41
6	Barang-barang Buatan Pabrik	2 909,4	13,70	6 635,8	16,04
7	Mesin dan Alat Angkutan	5 255,6	24,75	13 253,9	32,03
8&9	Lainnya	565,2	2,67	1 148,1	2,78
Total Impor		21 236,9	100,00	41 374,3	100,00

Impor kelompok barang SITC 1 dijit yang terbesar berikutnya adalah *minyak dan bahan*

bakar mineral dengan nilai USD 9.876,2 juta dengan peran sebesar 23,87 persen, diikuti oleh *barang-barang buatan pabrik* sebesar USD 6.635,8 juta (16,04 persen). Selanjutnya yaitu *bahan kimia dan produknya* sebesar USD 5.133,6 juta (12,41 persen), *bahan makanan dan binatang hidup* sebesar USD 2.799,1 juta (6,76 persen), *bahan baku dan hasil tambang* sebesar USD 2.353,7 juta (5,69 persen), *kelompok barang lainnya* sebesar USD 1.148,1 juta (2,78 persen), *minuman dan tembakau* sebesar USD 128,8 juta (0,31 persen), dan *minyak nabati dan hewani* sebesar USD 45,1 juta (0,11 persen).

Selama Januari-April 2008, pelabuhan di DKI Jakarta membongkar barang impor terbesar dibanding dengan pelabuhan di propinsi lain, yaitu sebesar USD 20.189,2 juta atau 48,80 persen dari total impor Indonesia. Propinsi terbesar kedua adalah Jawa Timur sebesar USD 5.497,0 juta (13,29 persen), diikuti Kepulauan Riau USD 4.116,5 juta (9,95 persen), Jawa Tengah USD 3.404,0 juta (8,23 persen), dan Banten USD 2.275,7 juta (5,50 persen). Kemudian nilai impor yang masuk melalui propinsi Kalimantan Timur, Sumatera Utara, dan Jawa Barat masing-masing sebesar USD 1.519,0 juta, USD 1.160,0 juta, dan USD 975,3 juta. Sementara nilai impor ke propinsi lainnya masih berada di bawah USD 700,0 juta.



Dibandingkan periode yang sama tahun 2007, delapan propinsi utama diatas

mengalami perubahan peranan. Tiga propinsi propinsi mengalami perubahan peran positif atau meningkat yaitu propinsi Kepulauan Riau sebesar 7,00 poin, Jawa Barat sebesar 1,65 poin, dan DKI Jakarta sebesar 0,62 poin. Sementara lima propinsi lainnya mengalami perubahan negatif atau menurun yaitu Sumatera Utara sebesar 0,14 poin, Jawa Timur sebesar 1,67 poin, Banten 1,73 poin, Kalimantan Timur 0,78 poin, dan Jawa Tengah 1,43 poin.

TABEL 6. NILAI DAN PERANAN IMPOR MENURUT PROPINSI¹⁾
JANUARI - APRIL 2007 DAN 2008

Propinsi	Januari-April 2007		Januari-April 2008	
	Nilai (Juta USD)	Peranan (%)	Nilai (Juta USD)	Peranan (%)
Nanggroe Aceh Darussalam	11,9	0,06	16,1	0,04
Sumatera Utara	624,1	2,94	1 160,0	2,80
Sumatera Barat	14,9	0,07	115,0	0,28
Riau	194,1	0,91	693,4	1,68
Jambi	39,2	0,18	49,8	0,12
Sumatera Selatan	50,9	0,24	49,8	0,12
Bengkulu	1,8	0,01	1,2	0,00
Lampung	845,2	3,98	241,4	0,58
Bangka Belitung	6,2	0,03	16,2	0,04
Kepulauan Riau	627,0	2,95	4 116,5	9,95
DKI Jakarta	10 231,0	48,18	20 189,2	48,80
Jawa Barat	150,4	0,71	975,3	2,36
Jawa Tengah	2 051,8	9,66	3 404,0	8,23
D I Yogyakarta	0,0	0,00	0,3	0,00
Jawa Timur	3 176,1	14,96	5 497,0	13,29
Banten	1 535,5	7,23	2 275,7	5,50
B a l i	64,6	0,30	246,8	0,60
Nusa Tenggara Barat	69,9	0,33	86,6	0,21
Nusa Tenggara Timur	4,5	0,02	0,9	0,00
Kalimantan Barat	35,2	0,17	37,5	0,09
Kalimantan Tengah	16,5	0,08	9,3	0,02
Kalimantan Selatan	121,0	0,57	60,1	0,14
Kalimantan Timur	944,3	4,45	1 519,0	3,67
Sulawesi Utara	0,2	0,00	2,6	0,01
Sulawesi Tengah	0,0	0,00	1,0	0,00
Sulawesi Selatan	163,7	0,77	241,6	0,58
Gorontalo	0,0	0,00	0,0	0,00
Maluku	2,3	0,01	4,5	0,01
Maluku Utara	3,1	0,01	0,0	0,00
Papua	251,3	1,18	363,3	0,88
Papua Barat	0,2	0,00	0,2	0,00
TOTAL IMPOR	21 236,9	100,00	41 374,3	100,00

Keterangan : ¹⁾ = melalui pelabuhan bongkar yang terdapat di propinsi

I-1. IMPOR INDONESIA GOLONGAN BARANG HS / O T S C O T O S
A. MENURUT 21 GOLONGAN BARANG HS S C O T O S
APRIL / 2008

H S	Uraian golongan barang Group description	Berat bersih / N (Kg)		Nilai / C (U S)	
		Bulan ini Current month	Kumulatif Cum Jan to date	Bulan ini Current month	Kumulatif Cum Jan to date
I	Live animals; animal product	58 440 012	228 111 335	148 850 292	558 006 627
II	Vegetable products	914 873 355	3 394 540 493	483 144 197	1 567 183 518
III	Fats, oils, waxes of animal/vegetable	6 492 906	34 200 871	11 798 869	50 350 870
IV	Foodstuffs,beverages,spirits and tobacco	408 295 120	1 815 934 856	283 055 811	1 122 549 779
IX	Wood and its articles,plaiting materials	73 821 514	249 188 205	31 467 059	117 318 208
V	Mineral products	4 200 221 762	15 583 197 619	2 997 116 723	10 273 893 544
VI	Prod. of chemical or allied industries	1 211 140 921	4 149 962 748	1 179 554 440	4 044 260 283
VII	Plastics, rubber and articles there of	216 395 443	813 779 575	477 597 503	1 734 877 653
VIII	Raw hides, skins, leather and articles	6 682 181	22 227 056	35 228 065	123 878 137
X	Pulp, paper and articles there of	362 882 295	1 422 414 233	228 192 375	855 266 614
XI	Textiles & textile articles	151 853 107	533 532 644	458 235 775	1 637 109 265
XII	Footwear, umbrellas, artificial flowers	6 146 865	19 004 071	17 828 260	57 348 518
XIII	Cement, plaster, glass, ceramic products	82 672 521	256 048 071	68 732 198	213 702 702
XIV	Pearls & precious/semiprecious stones	399 130	1 076 023	6 565 296	22 086 581
XIX	Arms and amunition; parts & accesories	3 319	20 839	1 132 492	4 299 730
XV	Base metals and articles there of	1 210 977 987	4 928 207 663	1 350 429 302	5 030 236 972
XVI	Machinery,electric,electronic equipments	263 445 532	972 738 526	2 942 116 241	10 332 720 334
XVII	Vechiles, aircraft, and vessels	129 851 555	543 669 522	727 599 755	2 959 719 101
XVIII	Optical,photographic,musical instruments	7 183 874	26 974 003	132 159 262	447 559 169
XX	Miscellaneous manufactures articles.	20 666 530	68 648 086	65 730 857	221 422 418
XXI	Works of art,antiques special provisions	41 797	221 867	173 247	489 161
TOTAL IMPORT		9 332 487 726	35 063 698 306	11 646 708 019	41 374 279 184

I-1. IMPOR INDONESIA GOLONGAN BARANG HS / O T S C O T O S
EN T O O N N N S T T S C O T O S
APRIL / 2008

H S	Uraian golongan barang Group description	Berat bersih / N (Kg)		Nilai / C (U S)	
		Bulan ini Current month	Kumulatif Cum Jan to date	Bulan ini Current month	Kumulatif Cum Jan to date
01	Live animals	14 792 820	63 733 854	27 632 757	112 211 885
02	Meat and edible meat offal	8 762 973	31 693 306	19 336 964	65 225 582
03	Fish and crustaceans	9 808 497	36 381 016	8 175 359	32 910 357
04	Dairy products, bird's eggs, natural honey	24 213 074	92 562 075	91 612 665	340 359 671
05	Products of animal origin	862 648	3 741 084	2 092 547	7 299 132
06	Live trees and other plants	27 818	211 806	58 943	268 007
07	Edible vegetables and certain roots and tubers	70 848 048	305 899 780	29 738 091	126 912 980
08	Edible fruits and nuts	58 930 411	180 055 253	52 422 899	157 931 397
09	Coffee, tea, mate, and spices	2 928 462	14 337 237	3 145 985	15 334 905
10	Cereals	508 160 901	2 112 844 757	233 558 665	855 687 667
11	Products of the milling industry; malt, starches	92 843 497	338 520 961	45 548 343	149 350 279
12	Oil seeds and oleaginous fruits; grains,seed, and fruits	180 167 563	439 530 621	114 686 544	248 338 904
13	Lac; gums; resins and other vegetable saps and extracts	930 969	2 939 800	3 957 073	13 176 588
14	Vegetable plaiting materials; vegetable products	35 686	200 278	27 654	182 791
15	Animal or vegetable oils/fats and their cleavage products	6 492 906	34 200 871	11 798 869	50 350 870
16	Preparations of meat/fish/crustaceans/mollucs or other aquatic inverte	898 646	3 862 392	1 638 059	5 945 558
17	Sugar and sugar confectionery	113 468 260	471 999 366	46 324 397	174 476 526
18	Cocoa and cocoa preparations	5 337 854	22 729 628	11 960 925	50 306 735
19	Preparations of cereals, flour, starch or milk; pastrycooks' products	4 962 169	17 512 274	8 933 189	32 391 578
20	Preparations of vegetables, fruits, nuts or other part of plants	4 233 254	19 319 344	4 847 030	20 451 509
21	Miscellaneous edible preparations	13 746 480	44 704 388	41 369 819	138 521 317
22	Beverages, spirit, and vinegar	7 354 713	32 353 350	4 901 120	21 814 476
23	Residues and waste from the food industries	250 792 899	1 181 484 124	131 723 342	570 831 696
24	Tobacco and manufactured tobacco substitutes	7 500 845	21 969 990	31 357 930	107 810 384
25	Salts; sulphur; earths and stone; plastering materials, lime and cemen	609 573 842	2 695 296 217	61 057 968	223 762 215
26	Ores, slag, and ash	420 836 087	1 093 648 195	73 531 977	161 998 200
27	Mineral fuels, mineral oils and products of their distillation	3 169 811 833	11 794 253 207	2 862 526 778	9 888 133 129
28	Inorganic chemicals	225 382 088	936 541 456	106 599 238	430 056 072
29	Organic chemicals	317 335 733	1 136 098 011	496 718 725	1 765 053 167
30	Pharmaceutical products	2 238 509	6 838 204	28 299 669	98 874 573
31	Fertilizers	544 460 092	1 630 095 311	238 393 703	618 885 003
32	Tanning or dyeing extracts	30 728 190	115 991 638	74 820 030	275 932 979
33	Essential oils and resinoids; perfumery, cosmetic or toilet preparatio	8 241 746	23 995 598	49 556 265	178 095 829
34	Soap, organic surfasce-active agents, washing, and lubricating prepara	17 789 684	68 349 469	38 270 333	140 123 961
35	Albuminoidal substances; modified starches; glues; enzymes	16 862 017	57 978 877	28 051 006	98 453 803
36	Explosives; pyrotechnic products; matches; certain combustible prepara	442 466	2 051 073	4 388 097	17 810 568
37	Photographic and cinematographic goods	1 227 043	5 105 642	7 225 810	29 305 743
38	Miscellaneous chemical products	46 433 353	166 917 469	107 231 564	391 668 585
39	Plastics and articles thereof	175 925 381	666 834 645	350 321 564	1 293 941 511
40	Rubber and articles thereof	40 470 062	146 944 930	127 275 939	440 936 142
41	Raw hides, skins, and leather	4 918 240	16 636 002	28 809 940	102 154 747

42	Articles of leather; saddlery and harness; travel goods and similar co	1 760 457	5 571 400	6 282 616	21 415 050
43	Furskins and artificial fur; manufactures thereof	3 484	19 654	135 509	308 340
44	Wood and articles of wood; wood charcoal	73 734 944	248 801 421	31 224 045	116 353 019
45	Cork and articles of cork	55 494	167 982	144 126	483 064
46	Manufactured of straw or other plaiting materials; basketware and wick	31 076	218 802	98 888	482 125
47	Pulp of wood or of other fibrous cellulosic material; recovered paper/	315 468 200	1 204 880 072	144 895 116	521 849 857
48	Paper and paperboard; articles of paper pulp or of paper/paperboard	46 900 861	215 622 070	76 170 896	312 397 535
49	Printed books, newspapers, pictures, and other products of printing in	513 234	1 912 091	7 126 363	21 019 222
50	Silk	114 056	646 310	713 871	4 565 819
51	Wool, fine or coarse animal hair; horse hair yarn, woven fabrics of pa	391 670	1 527 784	3 414 915	17 793 456
52	Cotton	89 536 168	312 645 395	199 929 813	668 651 794
53	Other vegetable textile fibres; paper yarns and woven fabrics of paper	1 379 242	7 142 948	2 374 043	15 877 505
54	Man-made filaments	10 432 081	42 416 004	57 451 930	221 769 864
55	Man-made staple fibres	21 802 371	79 986 160	50 242 005	198 828 507
56	Wadding, felt, and non-wovens	4 324 238	15 899 654	14 048 653	50 179 114
57	Carpets and other textile floor coverings	818 558	3 203 279	846 532	4 504 363
58	Special woven fabrics; tufted textile fabrics; lace; tapestries; embro	1 977 593	7 035 828	18 345 344	67 441 117
59	Impregnated, coated, covered or laminated textile fabrics	7 157 095	17 550 165	25 973 409	87 510 044
60	Knitted or crocheted fabrics	9 016 473	30 816 308	65 114 869	226 993 160
61	Articles of apparel and clothing accessories, knitted or crocheted	1 501 735	4 483 979	9 457 083	31 345 605
62	Articles of apparel and clothing accessories, not knitted or crocheted	1 221 923	3 747 087	7 868 414	32 004 122
63	Other made up textile articles; sets; worn clothing and worn textile a	2 179 904	6 431 743	2 454 894	9 644 795
64	Footwear, gaiters and the like; parts of such articles	5 204 840	13 972 770	15 575 669	47 266 320
65	Headgear and parts thereof	289 440	1 415 117	1 024 919	5 208 692
66	Umbrellas, walking sticks, seat-sticks, whips, riding crops and parts	462 836	3 060 704	599 031	2 920 367
67	Prepared feathers and articles; artificial flowers; articles of human	189 749	555 480	628 641	1 953 139
68	Articles of stone, plaster, cement, asbestos, mica or similar material	17 497 559	66 074 430	16 593 573	51 589 795
69	Ceramic products	26 772 432	102 235 848	17 875 173	66 663 746
70	Glass and glassware	38 402 530	87 737 793	34 263 452	95 449 161
71	Natural and cultured pearls, precious/semi precious stones, and precio	399 130	1 076 023	6 565 296	22 086 581
72	Iron and steel	983 433 963	4 024 815 817	734 209 849	2 764 303 482
73	Articles of iron and steel	127 708 664	542 148 057	271 124 420	1 033 906 654
74	Cooper and articles thereof	25 476 527	69 308 434	121 610 268	403 194 581
75	Nickel and articles thereof	377 516	982 940	4 125 647	12 648 386
76	Aluminium and articles thereof	35 454 904	141 155 724	103 899 613	392 993 619
78	Lead and articles thereof	9 646 996	30 752 780	26 359 318	76 769 324
79	Zinc and articles thereof	10 735 068	45 601 557	27 090 767	114 768 232
80	Tin and articles thereof	388 358	2 205 810	2 147 649	7 932 084
81	Other base metal; cermets; and articles thereof	129 022	1 201 712	1 600 497	9 324 810
82	Tools, implements, cutlery, spoon and forks, of base metal and parts t	5 087 417	20 219 257	26 979 594	100 188 596
83	Miscellaneous articles of base metal	12 539 552	49 815 575	31 281 680	114 207 204
84	Nuclear reactors, boilers, machinery and mechanical appliances; parts	174 480 471	661 346 563	1 615 351 902	5 702 310 996
85	Electrical machinery and equipments; sound recorders/reproducers, visu	88 965 061	311 391 963	1 326 764 339	4 630 409 338
86	Railway and tramway locomotive, mechanical traffic, and all kinds	1 204 795	3 968 691	26 053 787	38 303 977
87	Vehicles other than railway/tramway, and parts and accessories thereof	65 292 077	277 723 711	461 327 874	1 988 416 628
88	Aircraft and its components	193 675	1 458 775	135 572 626	503 592 307
89	Ships, boat, and floating structures	50 486 258	217 077 897	43 162 415	210 557 555
90	Optical, photographic, cinematographic, measuring, checking, medical i	5 568 790	19 503 092	117 780 659	393 530 303
91	Clocks and watches and parts thereof	523 209	1 604 711	7 175 897	12 973 107
92	Musical instruments; parts and accessories of such articles	1 091 875	5 866 200	7 202 706	41 055 759
93	Arms and ammunition; parts and accessories thereof	3 319	20 839	1 132 492	4 299 730
94	Furnitures, bedding, mattress supports, cushions and stuffed furnishin	10 455 015	35 852 459	28 499 384	95 530 784
95	Toys, games and sports requisites; parts and accessories thereof	5 171 054	15 617 723	17 767 622	53 218 393
96	Miscellaneous manufactured articles	5 040 461	17 177 904	19 463 851	72 673 241
97	Works of arts, collectors' piece and antiques	41 797	221 867	173 247	489 161
98	Vehicles in ckd and their components	12 674 750	43 440 448	61 483 053	218 848 634
	TOTAL IMPORT	9 332 487 726	35 063 698 306	11 646 708 019	41 374 279 184

I-1-C IMPOR INDONESIA MENURUT 40 GOLONGAN BARANG HS / O T C O T S
APRIL /

HS	Uraian golongan barang Group description	Berat bersih / N		Nilai / C (US)	
		Bulan ini Current month	Kumulatif Cum Jan to date	Bulan ini Current month	Kumulatif Cum Jan to date
2709001000	Crude Petroleum Oil	1 330 483 524	4 479 548 775	1 138 257 782	3 572 486 823
2710197100	High Speed Diesel Fuel	849 306 666	3 287 741 127	835 962 660	2 963 766 843
2710111200	Motor Spirit, Premium Unleaded	472 666 619	1 731 930 396	487 456 812	1 629 154 594
1001901900	Other Wheat, For Human Consumption	455 522 252	1 765 544 537	213 028 320	733 135 420
8708999900	Other Parts,access For Other Vehicles Of Heading 87.02, 8704, 8705	17 593 716	76 458 734	131 105 782	641 685 404
7207121000	Slabs Of Iron/non Alloy, Cont.< 0,25% Of Carbon, Other Than Square	152 510 995	676 815 118	107 539 452	426 268 201
5201000000	Cotton, Not Carded/combed.	74 234 137	265 875 753	125 864 419	417 895 815
8473309000	Parts & Access Of other Machines Of Heading 84.71	2 144 726	8 865 829	98 755 330	370 629 701
8802401000	Aeroplanes Of An Unladen Weight > 15,000 Kg	128 548	1 198 995	94 445 421	367 747 659
2710197900	Other Fuel Oils	162 408 963	661 815 568	90 354 115	361 328 899
2710117000	Naphtha, Reformate Or Preparations For Preparing Spirits	27 486 408	411 379 161	25 469 058	358 289 083
2304000000	Oil-cake&other Solid Residues,in Pellet Form, From The Extract Of Soyabean Oil	155 453 240	792 675 624	70 012 963	344 579 262
8522909900	Other Parts And Accessories For Goods Of Subheading 85.19 Other Than 85.19.81	1 477 146	5 257 502	73 271 287	317 248 660
3104200000	Potassium Chloride	230 296 788	646 882 846	114 932 126	290 708 007
2902430000	P-xylene	79 829 945	231 891 056	99 449 229	272 289 117
8517709900	Other Parts In Subheading 85.17.70	901 882	3 278 909	99 275 743	258 370 445
8517120000	Telephones For Cellular Networks/for Other Wireless Networks	691 975	2 096 853	81 285 140	257 286 551
2710191400	Aviation Turbine Fuel (jet Fuel) Having A Flash Point Of Less Than 23-c	51 687 360	264 085 489	50 852 074	240 353 282
8542900000	Parts Of Electronic Integrated Circuits	773 664	2 006 197	70 971 193	224 724 957
2710191600	Kerosene	86 254 103	232 789 052	97 853 643	222 953 783
8517625300	Other Transmission Apparatus For Radio- Telephony/radio-telegraphy	208 562	1 410 775	57 756 538	213 876 318
7403110000	Refined Copper For Cathodes And Sections Of Cathodes	7 342 241	27 872 861	61 581 293	210 388 443
8542390000	Other Electronic Integrated Circuits	258 839	1 600 404	63 462 522	210 286 987
2901210000	Ethylene	43 578 402	166 402 655	52 068 177	206 702 824
1201009000	Other Soya Beans, Whether Or Not Broken	160 789 846	361 816 174	101 848 718	205 709 935
7204490000	Other Ferrous Waste And Scrap :	128 614 520	462 035 069	59 973 891	196 313 213
7207201100	Slabs Of Iron/non Alloy,cont.by Weight > 0.6% Of Carbon	20 634 195	313 893 846	14 099 148	183 537 610
8429520000	Mach With A 360,revolving Super Struct, Mech Shovels,excavators And Shove Loader	10 243 414	38 775 049	49 769 217	172 042 437
2905310000	Ethylene Glycol (ethanediol)	39 502 699	114 476 889	50 120 558	159 723 753
8528512000	Oth Color Monitor Use In An Auto Data Process System Head. 84.71	2 357 770	3 984 464	92 158 867	150 816 906
8431499000	Oth Parts Of Machinery Of Heading 84.26, 84.29/84.30	6 409 457	23 967 788	41 344 565	143 719 426
4702000000	Chemical Wood Pulp, Dissolving Grades.	34 112 200	128 525 677	33 797 771	134 415 891
2710111600	Other Motor Spirit, Unleaded	26 222 035	151 476 599	24 954 286	132 821 492
2601110000	Iron Ores And Concentrates, Other Than Roasted Iron Pyrites :non Agglomerated	416 661 234	937 782 274	69 871 221	132 301 069
7207110000	Semi-finished Iron/non-alloy Cont. < 0,25% Carbon ,rectnglr,square	56 965 094	199 145 643	42 016 913	127 881 028
8714190030	Spokes/nipples Of Motorcycles (incl. Mopeds)	5 864 417	20 488 980	38 333 881	127 781 437
7208390000	Flat-rolled Iron/nas, Hrc, Width >600 Mm, Thick< 3 Mm	48 337 097	192 834 195	32 591 126	123 000 923
8431430000	Parts Of Boring/sinking Mach Of Subhead 8430.41/8430.49	1 784 556	7 633 484	42 129 914	122 883 523
8901206000	Tankers Of Gross Tonnage > 5000 Ton	22 607 000	142 126 688	23 321 025	119 899 071
8439912000	Part Of Machin For Mak Pulp Of Fibrous Cellulosic Material,not Electric Operat	788 438	6 016 380	21 002 567	118 795 787

I-2 IMPOR MENURUT GOLONGAN BARANG SITC / O T S T C C O T O S
APRIL / 2008

SITC	Uraian golongan barang Group description	Berat bersih / N (Kg)		Nilai/ C (US)	
		Bulan ini	Kumulatif	Bulan ini	Kumulatif
		Current month	Cum Jan to date	Current month	Cum Jan to date
A. B Commodity 1 digit SITC					
0	Bahan makanan dan binatang hidup	1 152 519 398	4 793 133 643	745 198 917	2 799 139 449
1	Minuman dan tembakau	14 789 384	53 753 781	36 184 057	128 844 399
2	Bahan mentah	1 774 516 192	6 322 835 212	736 890 770	2 353 661 675
3	Bahan bakar, bahan penyemir, dsb	3 162 138 956	11 765 986 631	2 858 994 787	9 876 243 284
4	Minyak/lemak nabati dan hewan	5 682 185	31 487 516	10 434 589	45 064 430
5	Bahan kimia	1 350 812 453	4 719 360 991	1 470 344 855	5 133 557 560
6	Hasil industri menurut bahan	1 417 074 000	5 650 976 742	1 795 061 670	6 635 800 540
7	Mesin dan alat pengangkutan	393 781 183	1 516 811 201	3 656 825 350	13 253 912 216
8	Hasil industri lainnya	61 156 971	209 322 822	333 034 496	1 136 158 472
9	Barang dan transaksi khusus lainnya	17 004	29 767	3 738 528	11 897 159
TOTAL IMPORT		9 332 487 726	35 063 698 306	11 646 708 019	41 374 279 184
B. B Commodity 2 digit SITC					
00	Live animal for food	14 792 820	63 733 854	27 632 757	112 211 885
01	Meat and meat preparations	8 889 257	32 149 285	19 830 891	66 571 490
02	Dairy product and eggs	24 258 699	92 696 986	91 841 888	340 736 060
03	Fish, crustaceans, molluscs and their preparations	10 580 859	39 787 429	9 319 491	37 510 007
04	Cereals and cereal preparations	571 640 463	2 313 987 042	269 962 571	963 463 850
05	Fruits and vegetables	134 228 820	506 699 921	87 393 094	307 505 592
06	Sugar, sugar preparations, and honey	113 715 078	472 609 066	46 756 190	175 680 375
07	Coffee, tea, cocoa, and spices	8 977 340	39 653 427	20 706 323	88 560 714
08	Feeding stuff for animals	250 810 979	1 181 539 925	131 728 832	570 851 355
09	Miscellaneous food preparations	14 625 083	50 276 708	40 026 880	136 048 121
11	Beverages	7 288 539	31 783 791	4 826 127	21 034 015
12	Tobacco and tobacco manufactured	7 500 845	21 969 990	31 357 930	107 810 384
21	Hides, skins and furskins	1 284 587	3 634 392	1 155 311	2 537 409
22	Oil seeds, nuts, and kernels	178 592 344	435 705 124	109 687 478	237 702 758
23	Crude rubber	22 044 297	84 477 665	49 290 845	173 432 783
24	Wood, lumber, and cork	27 371 711	89 135 332	12 383 486	48 992 842
25	Pulp and waste paper	315 468 200	1 204 880 072	144 895 116	521 849 857
26	Textile fibres and their waste	95 224 184	341 545 222	165 474 397	574 609 699
27	Crude fertilizers and crude minerals	495 013 531	2 218 614 535	59 410 376	214 271 836
28	Metalliferous ores and metal scraps	636 106 123	1 934 028 977	183 475 896	548 934 691
29	Crude animals and vegetable materials, nes	3 411 215	10 813 893	11 117 865	31 329 800
32	Coal, coke, and briquettes	19 843 069	69 620 259	4 291 091	14 814 031
33	Petroleum and petroleum products	3 137 908 274	11 687 453 532	2 850 675 564	9 852 608 935
34	Gas; natural and manufactured	4 387 613	8 912 840	4 028 132	8 820 318
41	Animal oils and fats	326 306	1 137 089	1 533 428	6 223 394
42	Fixed vegetable oils/fats	2 210 118	19 579 240	3 959 551	22 262 836
43	Animal vegetable oils/fats	3 145 761	10 771 187	4 941 610	16 578 200
51	Organic chemicals	318 890 154	1 141 853 772	484 229 731	1 715 508 304
52	Inorganic chemicals	179 599 174	774 395 843	88 642 192	365 979 325
53	Dyeing, tanning, and colouring materials	31 662 365	119 340 140	76 956 559	282 264 739
54	Medical and pharmaceutical products	3 203 990	10 697 426	46 380 002	168 798 174
55	Essential oils and perfumery materials	17 050 052	58 895 515	67 897 399	247 042 461
56	Manufactured fertilizers	542 965 845	1 624 622 868	237 975 611	617 350 847
57	Plastics in primary forms	139 602 995	536 439 418	256 174 739	967 902 218
58	Plastics in non-primary forms	19 827 600	74 747 501	49 368 299	173 030 116
59	Chemical materials and its products, nes	98 010 278	378 368 508	162 720 323	595 681 376
61	Leather, leather med, nes	3 713 035	13 238 038	27 852 680	101 049 148
62	Rubber manufactured, nes	18 156 168	61 782 259	76 752 323	264 019 633
63	Wood and cork manufactured	46 418 727	159 834 071	18 984 685	67 843 241
64	Paper, paperboard, and manufactured thereof	46 212 067	212 918 896	68 527 056	276 446 979
65	Textile yarns, fabrics, and their products	54 609 526	186 992 858	276 846 499	1 004 876 637
66	Non metallic minerals manufactured	210 469 240	781 313 451	75 115 421	239 579 081
67	Iron and steel	885 320 356	3 672 820 876	784 451 700	3 002 947 165
68	Non ferrous metals	73 793 231	260 142 071	258 603 125	924 611 392
69	Manufactured of metal, nes	78 381 650	301 934 222	207 928 181	754 427 264
71	Power generating machine and equipments	37 499 609	144 472 484	304 211 382	1 081 974 878
72	Machinery specialized for particular industry	62 803 359	230 124 426	542 996 791	1 806 295 518
73	Metalworking machinery	8 810 831	36 771 231	74 036 357	301 061 870
74	General industrial machinery and equipments	64 582 918	246 863 225	500 333 841	1 886 051 080
75	Office machinery and automatic data processing	11 835 226	38 418 766	266 857 025	922 128 245
76	Telecommunication and reproducers apparatus	20 822 956	71 376 570	609 732 097	2 027 272 874
77	Electrical machinery and apparatus	58 719 104	208 498 019	636 497 514	2 285 949 272
78	Road vehicles	76 919 471	318 226 545	517 709 152	2 192 544 234
79	Other transportation equipments	51 787 709	222 059 935	204 451 191	750 634 245
81	Sanitary, plumbing, and fittings	4 383 375	16 707 292	18 330 218	55 339 634
82	Furniture	7 412 194	26 220 214	17 167 040	56 521 074
83	Traveling goods	1 546 011	4 885 700	5 719 867	18 392 692
84	Clothing	4 298 952	14 294 942	23 903 691	85 947 263
85	Footwear	5 204 840	13 972 770	15 575 669	47 266 320
87	Professional, scientific, and contractor instruments	4 861 432	17 145 573	80 218 122	262 373 729
88	Photographic apparatus, equipments and optics	2 467 053	9 472 320	36 843 275	125 916 295
89	Miscellaneous manufactured articles	30 983 114	106 624 011	135 276 614	484 401 465
96	Coin; not being legal tender	0	677	0	1 233
97	Gold; non monetary	17 004	29 090	3 738 528	11 895 926
TOTAL IMPORT		9 332 487 726	35 063 698 306	11 646 708 019	41 374 279 184

I-2. IMPOR MENURUT GOLONGAN BARANG SITC / O T S TC CO O T O S
APRIL / 2008

SITC	Uraian golongan barang Group description	Berat bersih/N (Kg)		Nilai/ C (US)	
		Bulan ini	Kumulatif	Bulan ini	Kumulatif
		Current month	Cum Jan to date	Current month	Cum Jan to date
C. B Commodity 3 digit SITC					
001	Live Animals Other Than Fish	14 792 820	63 733 854	27 632 757	112 211 885
011	Meat Of Bovine Animals Fresh, Chilled Or Frozen	5 089 300	14 481 385	13 363 525	38 064 142
012	Other Meat, Other Edible Meat Offal, Fresh, Chilled Or Frozen	3 632 430	16 379 507	5 880 771	25 673 369
016	Meat And Edible Meat Offal, Salted, Dried, Edible Flour Of Meat	41 243	832 417	92 668	1 488 128
017	Meat And Edible Meat Offal, Prepared Or Preserved	126 284	455 976	493 927	1 345 851
022	Milk, cream, And Milk Products Other Than Butter Or Cheese	21 956 610	85 100 690	80 762 990	304 135 401
023	Butter And Other Fats From Milk	1 280 684	3 403 585	6 019 862	15 430 192
024	Cheese And Curds	849 965	3 694 170	4 408 705	19 210 960
025	Eggs, Birds, And Egg Yolks; Fresh, Dried Or Otherwise Preserved	171 440	498 541	650 331	1 959 507
034	Fish, Fresh, Chilled Or Frozen	5 332 361	27 553 546	4 291 258	23 691 802
035	Fish, Dried Salted Or In Brine; Smoked Fish	1 889 219	4 714 251	1 353 906	3 137 669
036	Crustaceans, Molluscs, And Aquatic Invertebrates	2 586 917	4 113 216	2 530 195	6 080 829
037	Fish, Crustaceans, Molluscs, And Other Aquatic Invertebrates; Prepared	772 362	3 406 416	1 144 132	4 599 707
041	Wheat And Meslin, Unmilled	455 522 256	1 857 132 121	213 028 361	769 490 823
042	Rice	38 133 193	169 448 333	15 955 858	62 249 149
043	Barley, Unmilled	1 646	4 378	825	3 263
044	Maize, Unmilled	12 771 927	79 050 352	3 881 206	21 475 859
045	Cereals, Unmilled	1 731 879	7 209 573	692 415	2 468 573
046	Meal And Flour Of Wheat And Flour Of Meslin	54 618 114	170 111 120	28 181 033	82 104 942
047	Other Cereal Meals And Flours	1 089 987	3 307 538	523 652	1 371 003
048	Cereal Preparations And Preparations Of Flours/starches Of Fruit	7 771 461	27 723 627	7 699 221	24 300 238
054	Vegetables, Fresh, Chilled, Frozen Or Simply Preserved	70 083 463	303 351 008	28 295 831	121 828 803
056	Vegetables, Roots And Tubers, Prepared Or Preserved Nes	3 882 165	16 404 223	5 001 504	19 416 714
057	Fruit And Nut; Fresh Or Dried	58 864 933	179 855 561	52 316 146	157 508 078
058	Fruits, Preserved And Preparations	828 538	4 583 044	1 058 655	5 367 517
059	Fruit And Vegetable Juices	569 721	2 506 085	720 958	3 384 480
061	Sugar, Molasses, And Honey	112 616 806	469 439 557	45 152 901	169 945 265
062	Sugar Confectionery	1 098 272	3 169 509	1 603 289	5 735 110
071	Coffee And Coffee Substitutes	925 849	4 604 969	5 883 175	27 269 452
072	Cocoa	3 272 531	16 250 684	7 361 730	34 769 915
073	Chocolate And Other Food Preparations Containing Cocoa	2 065 323	6 478 944	4 599 195	15 536 820
074	Tea And Mate	488 083	2 634 164	1 214 557	4 712 827
075	Spices	2 225 554	9 684 666	1 647 666	6 271 700
081	Feeding Stuff For Animals	250 810 979	1 181 539 925	131 728 832	570 851 355
091	Margarine And Shortening	358 678	1 484 221	1 038 598	4 322 296
098	Edible Products And Preparations	14 266 405	48 792 487	38 988 282	131 725 825
111	Non-alcoholic Beverages, Nes	7 244 865	31 600 464	4 700 878	20 329 912
112	Alcoholic Beverages	43 674	183 327	125 249	704 103
121	Tobacco, Unmanufactured And Refused	6 701 463	18 815 771	25 585 366	86 554 058
122	Tobacco, Manufactured	799 382	3 154 219	5 772 564	21 256 326
211	Hides And Skins, Raw	1 284 573	3 633 921	1 153 614	2 529 899
212	Furskins, Raw	14	471	1 697	7 510
222	Oil Seeds Use For Extraction Of soft Fixed Vegetable Oils	176 772 833	429 694 773	107 975 594	231 758 742
223	Oil Seeds Use For Extraction Of Other Fixed Vegetable Oils	1 819 511	6 010 351	1 711 884	5 944 016
231	Natural Rubber Latex; natural Rubber And Similar Natural Gums	687 626	4 305 023	2 749 592	9 846 555
232	Synthetic Rubber Latex, Synthetic/ reclaimed Rubber	21 356 671	80 172 642	46 541 253	163 586 228
244	Cork, natural, raw And Waste	8 021	44 288	15 314	48 606
245	Fuel Wood And Wood Charcoal	5 360 414	5 480 839	458 546	661 485
246	Wood In Chips Or Particles And Waste	1 071	8 219	349	5 028
247	Wood In The Rough Or Roughly Squared	5 800 613	22 220 587	1 925 579	8 069 525
248	Wood, simply Worked And Railway Sleeper Of Wood	16 201 592	61 381 399	9 983 698	40 208 198
251	Pulp And Waste Paper	315 468 200	1 204 880 072	144 895 116	521 849 857
261	Silk	27 715	170 306	106 070	1 214 008
263	Cotton	76 065 904	270 636 369	128 747 130	426 472 455
264	Jute And Other Textile Bast Fibres	269 484	1 974 946	152 428	1 226 981
265	Vegetable Textile Fibres, raw Or Processed; waste Of These Fibres	249 638	729 493	912 911	2 071 548
266	Synthetic Fibres Suitable For Spinning	16 477 044	57 395 529	28 202 227	104 721 803
267	Other Man-made Fibres Suitable For Spinning And Waste	1 812 475	9 745 235	5 845 620	32 637 395
268	Wool And Other Animal Hair	202 041	758 718	1 465 423	6 146 368
269	Old Clothing And Other Old Textile Articles; Rags	119 883	134 626	42 588	119 141
272	Fertilizers, Crude	56 168 476	316 283 426	8 571 068	39 471 506
273	Stone, Sand And Gravel	180 519 449	792 003 843	7 796 045	28 930 896
274	Sulphur And Unroasted Iron Pyrites	28 430 737	78 258 576	14 005 587	33 744 245
277	Natural Abrasives	3 373 316	9 143 929	1 253 699	3 420 376
278	Other Crude Minerals	226 521 553	1 022 924 761	27 783 977	108 704 813
281	Iron Ore And Concentrates	416 952 114	1 076 097 891	69 973 168	149 115 659
282	Waste And Scrap Metal Of Iron/steel	166 384 449	666 841 601	78 616 032	280 998 442
283	Copper Ores And Concentrates	63	38 953	572	393 301
284	Nickel Ores And Concentrates	15 537	25 835	15 857	44 781
285	Aluminium Ores And Concentrates	45 782 914	162 650 489	17 957 046	64 270 928
286	Ores And Concentrates Of Uranium and Thorium	0	31 288	0	25 704
287	Ores And Concentrates Of Basemetals	2 503 784	12 175 476	3 221 561	11 424 089
288	Non-ferrous Base Metal Waste And Scraps	4 467 206	16 167 188	13 686 845	42 640 824
289	Ores And Concentrates Of Precious Metals; Waste, scraps	56	256	4 815	20 963
291	Crude Animal Materials	862 648	3 741 084	2 092 547	7 299 132
292	Crude Vegetable Materials	2 548 567	7 072 809	9 025 318	24 030 668
321	Coals, Pulverized Or Not	15 017 174	49 775 624	2 339 348	7 744 816
322	Briquettes, Lignite And Peat	44 018	261 300	19 192	158 086
325	Coke And Semi Coke Of Coal/ lignite/ peat	4 781 877	19 583 335	1 932 551	6 911 129
333	Petroleum Oil, Crude	1 330 887 760	4 489 620 362	1 138 579 886	3 581 178 178
334	Petroleum Products, Refined	1 761 972 405	7 031 930 855	1 689 095 350	6 184 320 607
335	Residual Petroleum Products, And Related Materials	45 048 109	165 902 315	23 000 328	87 110 150
342	Liquefied Propane And Butane	10	91 004	40	221 910
343	Natural Gas, Liquefied Or Not	0	629	0	17 852
344	Petroleum Gases And Other Gas	4 387 033	8 820 607	4 008 177	8 550 976

345	Coal Gas, Water Gas And Similar Gas	570	600	19 915	29 580
411	Animal Oils And Fats	326 306	1 137 089	1 533 428	6 223 394
421	Fixed Vegetable Fats And Oils Soft,crude,refined Or Fractioned	1 593 109	9 375 293	2 834 373	12 774 451
422	Fixed Vegetable Fats And Oils Solid,crude,refined Or Fractioned	617 009	10 203 947	1 125 178	9 488 385
431	Animal And Vegetable Oil; Fat Processed And Their Wax	3 145 761	10 771 187	4 941 610	16 578 200
511	Hydrocarbon And Their Halogenated, Nitrated Derivatives	191 823 329	683 359 236	235 734 975	817 201 147
512	Alcohols,phenols,phenol-alcohols And Their Halogenated	61 087 752	192 423 386	78 372 575	274 298 590
513	Carboxylic Acids,and Their Anhydrides,halides,peroxides	29 048 267	122 298 373	44 817 909	174 696 163
514	Nitrogen-function Compounds	12 797 577	49 497 655	39 401 230	148 520 183
515	Organo-inorganic And Heterocyclic Compounds	11 825 826	47 712 458	57 238 640	203 546 998
516	Other Organic Chemicals	12 307 403	46 562 664	28 664 402	97 245 223
522	Inorganic Chemical Elements, Oxides And Halogen Salts	49 282 216	223 171 161	37 027 696	163 965 688
523	Metalsalts And Peroxysalts	128 028 924	541 482 816	48 810 389	188 988 391
524	Other Inorganic Chemicals;chemical Compound Of Precious Metals	2 277 276	9 660 082	2 383 639	11 111 521
525	Radioactive And Associated Materials	10 758	81 784	420 468	1 913 725
531	Synthetic Organic; Colouring Matter	6 531 634	23 290 444	27 261 452	98 092 071
532	Dyeing/tanning Extracts And Synthetic Tanning Materials	1 172 727	4 362 155	1 890 607	6 589 168
533	Pigments, Paints, Varnishes, And Related Materials	23 958 004	91 687 541	47 804 500	177 583 500
541	Medicinal And Pharmaceutical Products	1 462 408	5 261 150	27 890 092	99 414 382
542	Medicaments, Including Veterinary Medicaments	1 741 582	5 436 276	18 489 910	69 383 792
551	Essential Oils, Perfumes, And Flavour Materials	2 295 805	7 997 752	28 567 781	95 930 425
553	Perfumery, Cosmetics, And Toilet Preparations	5 945 941	15 997 846	20 988 484	82 165 404
554	Soap,cleansing And Polishing Preparations	8 808 306	34 899 917	18 341 134	68 946 632
562	Fertilizers, Manufactured	542 965 845	1 624 622 868	237 975 611	617 350 847
571	Polymers Of Ethylene In Primary Forms	39 388 471	158 521 745	61 242 620	242 970 755
572	Polimers Of Styrene In Primary Forms	14 717 997	52 834 351	25 800 528	94 124 041
573	Polimers Of Vinyl Chloride In Primary Forms	4 733 710	15 756 751	6 808 883	24 840 865
574	Poliacetals And Polycarbons In Primary Forms	17 940 782	76 693 089	38 915 595	156 662 638
575	Other Plastics In Primary Forms	62 162 015	230 845 619	123 300 518	449 016 184
579	Waste And Scrap Of Plastics	660 020	1 787 863	106 595	287 735
581	Tubes, Pipes, And Hoses Of Plastics	2 045 526	7 272 813	7 140 084	22 774 201
582	Plates, Sheets, And Film Of Plastics	17 416 143	66 216 930	40 862 351	146 022 485
583	Monofilament And Rod Of Plastics	365 931	1 257 758	1 365 864	4 233 430
591	Disinfectants, Insecticides, And Fungicides Put In Forms	3 615 489	16 636 346	17 280 426	62 785 109
592	Starches, Inulin, And Wheat Gluten Buminoidal Substances; Glues	49 179 571	203 274 237	39 936 705	146 286 043
593	Explosive And Pyrotechnic Products	350 428	1 902 006	4 102 710	17 330 219
597	Additive For Mineral Oils	11 460 697	43 841 781	27 775 651	98 321 568
598	Miscellaneous Chemical Products	33 399 842	112 683 663	73 562 196	270 574 616
599	Residual products of chemical or allied industries, sewage sludge;other wastes	4 251	30 475	62 635	383 821
611	Leathers	3 633 667	13 002 081	27 656 326	99 624 848
612	Manufactures And Composition Leathers	79 252	235 743	191 985	1 416 842
613	Furskins, Tanned Or Dressed	116	214	4 369	7 458
621	Materials Of Rubber	3 411 372	15 189 194	14 896 813	61 374 218
625	Rubber Tyre,tyre Cases,tyre Treads,inner Tubes, And Tyre Flaps	9 863 857	33 218 379	39 319 551	119 796 811
629	Articles Of Rubbers	4 880 939	13 374 686	22 535 959	82 848 604
633	Cork Manufactures	47 473	123 694	128 812	434 458
634	Veneers,plywood,improved/reconstituted Wood Worked	45 217 475	155 056 697	17 436 417	60 981 016
635	Wood Manufactures	1 153 779	4 653 680	1 419 456	6 427 767
641	Papers And Paperboards	36 439 021	180 544 749	43 220 194	188 524 011
642	Paper And Paperboard Cut To Size/shape And Article Of Papers	9 773 046	32 374 147	25 306 862	87 922 968
651	Textile Yarns	13 859 490	48 393 967	45 129 109	151 770 851
652	Cotton Fabrics, Woven	8 868 523	31 080 563	61 148 714	218 548 103
653	Fabrics, Woven, Of Man-made Fibres	6 334 887	25 136 466	42 470 131	171 824 198
654	Textile Fabrics, Woven, Other Than Of Cotton Or Man-made Fibres	613 652	3 230 562	3 940 885	26 876 345
655	Knitted Or Crocheted Fabrics	9 016 473	30 816 308	65 114 869	226 993 160
656	Tulle,lace,embroidery,ribbons,trimmings And Other Small Wares	1 911 857	6 498 955	16 221 710	58 127 227
657	Special Yarns,textile Fabrics	11 123 524	32 341 109	39 526 241	136 601 274
658	Made-up Articles, Wholly/chiefly Of Textile Materials	2 062 253	6 288 787	2 446 986	9 577 406
659	Floor Coverings	818 867	3 206 141	847 854	4 558 073
661	Lime,cement And Fabricated Construction Materials	132 827 974	544 745 776	8 787 515	36 394 148
662	Clay And Refractory Construction Materials	27 135 553	102 499 205	13 661 626	53 298 261
663	Mineral Manufactures	10 684 928	40 250 276	18 206 463	53 937 676
664	Glass	28 304 794	60 172 068	26 409 330	69 218 076
665	Glassware	9 416 727	24 327 526	6 486 932	20 469 415
666	Pottery	2 091 128	9 296 470	1 459 344	5 603 945
667	Pearl, Precious And Semi Precious Stones	8 136	22 130	104 211	657 560
671	Pig Iron,spiegeleisen,sponge Iron, And Ferro-alloys	115 702 242	304 787 864	67 768 910	173 482 366
672	Ingots And Other Iron/steel In Primary Forms	258 261 217	1 329 771 927	185 800 935	840 676 635
673	Flat Rolled Products, Not Clad	213 414 394	879 596 355	163 824 793	640 576 734
674	Flat Rolled Products, Clad Or Plated	61 389 635	232 882 454	60 063 474	216 260 378
675	Flat Rolled Products And Alloy Steels	43 083 660	156 594 715	67 402 977	232 675 963
676	Iron/steel Bars, Rods, Angels, Shaped And Sections	102 096 951	376 673 874	88 303 657	306 662 183
677	Rail/railway And Tractor Construction Of Iron/steel Materials	458 429	2 918 755	733 116	3 996 289
678	Wire Of Iron/steel	25 045 068	85 209 687	24 447 211	79 870 870
679	Tubes, Pipes, Hollow Profile, Pipe Fitting Of Iron/steel	65 868 760	304 385 245	126 106 627	508 745 747
681	Silver, Platinum, And Other Metal Of The Platinum Groups	47 787	97 333	980 358	3 700 442
682	Copper	23 634 038	63 362 487	110 930 841	375 379 547
683	Nickel	318 739	844 581	3 546 139	10 277 727
684	Aluminium	29 921 808	120 364 108	89 249 743	339 681 652
685	Lead	9 438 696	30 262 764	25 563 530	74 753 623
686	Zinc	10 243 414	43 999 196	25 998 754	111 097 199
687	Tin	121 034	497 002	1 832 359	5 988 367
689	Miscellaneous Non-ferrous Basemetals Employed In Metallurgy	67 715	714 600	501 401	3 732 835
691	Structures And Parts Of Iron/steel Or Aluminium	16 615 317	62 213 806	39 712 469	139 274 090
692	Metal Containers For Storage And Transportations	2 935 757	15 487 822	8 019 579	36 380 332
693	Wire Products And Fencing Grills	6 207 113	26 419 420	10 739 005	45 751 844
694	Nails, Screws, Nuts, Bolts, Rivets Of Iron/steel Or Copper	14 836 778	53 160 702	40 324 511	135 100 411
695	Tools For Used In The Hand Or In Machines	3 864 099	16 210 388	21 897 140	84 683 030
696	Cutlery	1 170 689	3 738 266	4 960 726	15 202 026
697	Household Equipment Of Base Metals	5 008 910	14 531 314	9 645 848	29 561 224
699	Manufactures Of Base Metals	27 742 987	110 172 504	72 628 903	268 474 307
711	Steam And Other Vapour Generating Boilers And Parts	6 124 799	18 336 255	46 944 839	84 750 967
712	Steam Or Other Generating Boilers And Parts	1 458 137	17 831 515	8 218 393	86 454 782

713	Internal Combustion Piston Engines And Parts	16 950 532	61 694 743	132 219 158	504 209 796
714	Engines And Motors, Non-electric And Parts	1 330 314	3 279 864	36 173 734	90 310 912
716	Rotating Electric Plants And Parts	10 808 272	39 548 898	67 861 121	281 379 575
718	Other Power Generating Machines And Parts	827 555	3 781 209	12 794 137	34 868 846
721	Agricultural Machinery And Parts	1 112 495	3 862 253	9 969 887	30 916 949
722	Tractors	552 018	1 511 892	2 943 087	8 464 182
723	Civil Engineering And Contractor Plants And Equipments/parts	34 706 066	117 928 597	222 794 420	693 036 202
724	Textile/leather Machinery And Parts	6 657 332	26 997 732	63 414 229	195 416 291
725	Papermill/pulpmill Machinery And Paper Cutting Machines	6 904 045	21 971 786	107 251 353	328 838 338
726	Printing/book Binding Machinery And Parts	920 985	4 997 411	14 430 469	71 570 823
727	Food Processing Machines And Parts	1 605 399	6 938 061	11 009 777	51 715 891
728	Other Machines And Equipment Specialized For Particular Industry	10 345 019	45 916 694	111 183 569	426 336 842
731	Machine Tools By Removing Metal	2 906 121	9 387 532	32 045 869	103 066 796
733	Machine Tool For Working Metals	2 875 427	11 607 693	20 278 750	76 923 131
735	Parts Of Machine Tools	485 889	1 620 252	4 734 537	21 004 587
737	Metalworking Machinery And Parts	2 543 394	14 155 754	16 977 201	100 067 356
741	Heating And Cooling Equipments And Parts	11 697 052	50 635 575	97 211 679	357 794 403
742	Pumps For Liquid And Parts	7 212 664	25 340 076	53 251 600	194 158 233
743	Pumps, Compressors, Fans, Blowers, Centrifuges, And Parts	9 260 983	37 847 906	70 818 720	270 513 002
744	Mechanical Handling Equipments And Parts	11 858 316	44 546 765	60 689 330	238 496 705
745	Other Non-electrical Machinery, Tools, And Mechanical Apparatus	2 929 226	10 356 226	26 947 677	135 159 568
746	Ball Or Roller Bearings	4 077 272	13 161 509	28 871 124	105 138 792
747	Taps, Cocks, And Valves For Pipes	5 146 855	18 446 634	48 152 788	161 770 406
748	Transmission Shafts And Cranks	9 368 714	35 573 300	78 392 389	291 046 829
749	Non-electric Parts And Accessories Of Machineries	3 031 836	10 955 234	35 998 534	131 973 142
751	Office Machines	3 326 671	10 803 992	36 450 332	119 669 113
752	Automatic Data Processing Machines And Their Units	4 995 322	15 231 774	123 650 088	399 930 215
759	Parts And Accessories For Machine Of Heading 751 Or 752	3 513 233	12 383 000	106 756 605	402 528 917
761	Television Receivers	4 053 954	10 566 835	96 583 782	169 753 014
762	Radio Broadcast Receivers	338 569	1 167 068	2 876 546	10 108 216
763	Sound Recorders Or Reproducers	1 342 315	4 103 371	9 138 976	34 177 612
764	Telecommunication Equipments And Parts	15 088 118	55 539 296	501 132 793	1 813 234 032
771	Electric Power Machinery And Parts	3 851 141	17 220 015	27 969 921	116 338 256
772	Electrical Apparatus For Making And Breaking Electrical Circuits	8 468 382	29 411 463	134 685 341	481 063 689
773	Equipment For Distributing Electricity	9 105 338	32 697 698	57 192 262	240 461 888
774	Electrical Apparatus For Medical Purposes And Radiological Apparatus	189 891	686 675	8 013 569	26 745 635
775	Household Type, Electrical/non-electrical Equipments	7 439 032	29 628 110	26 990 330	111 197 990
776	Thermionic, Cold Cathode, And Photo Cathode Valves/tubes	13 714 568	43 265 240	219 689 575	728 905 904
778	Electrical Machinery And Apparatus	15 950 752	55 588 818	161 956 516	581 235 910
781	Passenger Motor Cars	9 898 366	46 241 854	97 378 144	414 714 179
782	Motor Vehicle For The Transportation Of Goods	15 485 413	58 800 231	101 859 953	400 242 917
783	Road Motor Vehicles	759 295	3 164 704	3 528 116	17 735 322
784	Parts And Accessories Of The Motor Vehicles	32 017 451	136 318 826	238 524 366	1 035 749 966
785	Motorcycles, Scooters, And Other Cycles Motorized/non Motorized	17 146 012	68 659 136	73 215 271	312 599 484
786	Trailers And Other Vehicles, Not Motorized	1 612 934	5 041 794	3 203 302	11 502 366
791	Railway Vehicles And Associated Equipments	1 107 779	3 524 354	25 721 926	36 509 830
792	Aircraft And Associated Equipments And Parts	193 672	1 457 684	135 566 850	503 566 860
793	Ships, Boats, And Floating Structures	50 486 258	217 077 897	43 162 415	210 557 555
811	Prefabricated Buildings	1 613 156	3 931 705	5 933 809	16 638 533
812	Sanitary, Plumbing, Heating, And Lighting Fixtures/fittings	1 264 285	6 801 117	7 001 246	16 353 774
813	Lighting Fixtures And Fittings	1 505 934	5 974 470	5 395 163	22 347 327
821	Furnitures And Parts	7 412 194	26 220 214	17 167 040	56 521 074
831	Travel Goods	1 546 011	4 885 700	5 719 867	18 392 692
841	Men's Coats/jackets, Not Knitted	192 030	748 941	1 663 510	7 091 688
842	Women's Coats/jacket, Not Knitted	335 440	919 715	2 819 659	11 575 271
843	Men's Coats/jackets, Knitted	77 190	632 886	520 973	3 116 839
844	Women's Coats/jackets, Knitted	387 256	936 946	1 242 127	4 566 439
845	Articles Of Apparel	1 334 540	3 666 346	7 960 252	25 023 734
846	Clothing Accessories Of Textiles Fabrics	397 202	1 326 232	3 118 976	11 975 756
848	Articles Of Apparel And Clothing Accessories Of Other Than Textile Fab	1 575 294	6 063 876	6 578 194	22 597 536
851	Footweares	5 204 840	13 972 770	15 575 669	47 266 320
871	Optical Instrument And Apparatus	76 248	338 361	3 399 424	7 579 519
872	Medical Instruments And Appliances	1 747 790	6 542 662	12 300 016	44 867 979
873	Meters And Counters	950 600	3 181 472	12 470 930	37 942 389
874	Measuring, Checking, Analysing, And Controlling Instrument And Appar	2 086 794	7 083 078	52 047 752	171 983 842
881	Photographic Apparatus And Equipments	300 958	1 417 373	10 911 295	45 412 173
882	Photographic And Cinematographic Supplies	1 221 717	5 084 430	6 840 534	27 974 436
883	Cinematograph Film, Exposed And Developed	5 326	21 212	385 276	1 331 307
884	Optical Goods	415 843	1 344 594	11 530 273	38 225 272
885	Watches And Clocks	523 209	1 604 711	7 175 897	12 973 107
891	Arms And Ammunitions	10 651	28 181	1 209 911	4 378 762
892	Printed Matter	1 202 028	4 615 265	14 770 203	56 969 778
893	Article Of Plastics	15 599 047	52 160 851	40 931 671	141 022 361
894	Baby Carriages, Toys, Games, And Sporting Goods	5 306 289	16 148 308	18 049 402	54 177 548
895	Office And Stationery Supplies	2 059 397	7 103 541	6 267 429	23 845 642
896	Works Of Art, Collectors Pieces And Antiques	41 797	221 867	173 247	489 161
897	Jewellery, Goldsmith, Silversmith Wares, And Other Articles	325 916	863 938	1 725 420	5 768 743
898	Musical Instrument And Parts/accessories	1 675 872	7 479 592	27 354 635	110 146 017
899	Other Miscellaneous Manufactured Articles	4 762 117	18 002 468	24 794 696	87 603 453
961	Coin Not Being Legal Tender	0	677	0	1 233
971	Gold, Non-monetary	17 004	29 090	3 738 528	11 895 926

TOTAL IMPORT**9 332 487 726 35 063 698 306 11 646 708 019 41 374 279 184**

I-4 IMPOR MENURUT NEGARA ASAL / O T C O N T O O N
 APRIL / 2008

Kode Code	Negara Asal Country of origin	Berat bersih / N (Kg)		Nilai / C (U S)	
		Bulan ini Current month	Kumulatif Cum Jan to date	Bulan ini Current month	Kumulatif Cum Jan to date
111	JP Japan	328 283 039	1 222 029 308	1 284 605 800	4 778 048 986
112	HK Hong Kong	53 720 504	174 215 989	207 790 415	811 194 960
113	KP Korea, Democratic People's Republic	212 268	1 141 968	502 504	2 748 587
114	KR Korea, Republic Of	436 301 498	1 273 568 289	706 818 812	2 136 678 246
115	TW Taiwan	122 273 564	451 300 479	255 194 115	946 203 835
116	CN China	897 385 745	3 556 660 874	1 297 633 773	4 582 813 019
117	MN Mongolia	0	264 000	0	201 600
118	MO Macau	184 612	1 408 386	941 830	4 456 190
120	PG Papua New Guinea	5 716 939	10 055 381	1 562 180	4 923 847
121	TH Thailand	470 124 123	1 845 264 811	524 277 689	2 087 722 386
122	SG Singapore	1 214 154 510	5 444 617 605	1 820 716 163	7 166 605 609
123	PH Philippines	29 865 418	170 509 003	76 259 741	288 482 154
124	MY Malaysia	1 057 244 623	3 589 407 569	988 406 429	2 968 026 951
125	MM Myanmar (form. Burma)	14 320 062	32 938 446	4 505 991	11 810 692
126	KH Cambodia	1 701	72 864	77 270	511 956
127	BN Brunei Darussalam	242 719 595	991 078 815	211 557 261	770 398 310
128	LA Lao People's Democratic Republic	31	97 735	1 837	179 510
131	VN Viet Nam	53 417 310	238 229 082	44 763 559	172 114 979
132	MV Maldives	0	105	0	1 505
133	IN India	393 293 068	1 228 379 697	259 716 913	942 232 535
134	PK Pakistan	5 686 820	17 087 912	8 615 251	21 807 685
135	BD Bangladesh	2 128 830	6 900 785	2 343 148	8 729 823
136	LK Sri Lanka	4 985 018	25 969 614	3 752 416	16 353 087
137	AF Afghanistan	0	20 315	0	30 781
138	ID Indonesia	828 567	2 327 648	1 630 010	6 070 155
142	IR Iran (islamic Republic Of)	17 826 311	61 001 425	16 899 130	63 348 563
143	SA Saudi Arabia	553 077 010	2 151 911 690	482 041 774	1 776 740 101
144	IL Israel	99 122	237 662	2 567 680	5 717 046
145	KW Kuwait	94 542 655	731 044 166	92 255 353	680 070 011
146	JO Jordan	25 225 720	138 265 411	9 522 306	37 626 744
148	LB Lebanon	1 000 029	1 049 328	542 401	683 068
149	PN Palestina	0	27	0	2 335
151	YE Yemen	436 242	955 583	260 037	545 468
152	OM Oman	492 700	1 080 382	315 212	697 488
153	SY Syria Arab Republic	22 600	81 718	64 260	241 515
154	TR Turkey	176 632 732	263 413 129	143 432 929	212 400 245
155	AE United Arab Emirates	22 981 868	184 420 603	18 384 258	168 713 568
156	QA Qatar	54 087 364	129 610 384	37 768 573	98 366 468
157	BH Bahrain	63 980 305	96 088 092	14 241 694	42 249 787
158	CY Cyprus	0	1 352	0	3 076
159	OD Oth.west Asia	0	613 852	0	499 456
211	EG Egypt	74 790 862	219 719 098	13 804 414	35 432 461
212	LY Libyan Arab Jamahiriya	135 706 100	399 202 700	107 531 445	311 711 608
213	MA Morocco	19 689	81 577 314	395 922	11 162 327
214	TN Tunisia	564 902	25 506 166	421 104	3 973 014
215	DZ Algeria	125 855 027	125 855 027	109 091 413	109 091 413
216	SD Sudan	75 074 892	153 908 085	63 832 330	124 248 764
219	NA Namibia	774 124	2 829 592	1 023 670	5 417 790
221	ET Ethiopia	1 411 291	2 575 890	1 445 181	2 462 694
222	TZ Tanzania, United Republic Of	2 508 720	7 462 608	2 178 144	7 843 581
223	MG Madagascar	52 975	203 427	332 044	1 100 545
224	SO Somalia	0	12	0	344
225	KE Kenya	1 244 971	5 840 222	1 191 581	4 650 013
226	RE Reunion	355 352	1 684 822	86 577	392 073
227	MZ Mozambique	871 507	3 346 100	593 020	3 438 389
228	BW Botswana	6	438	97	3 328
230	TG Togo	1 315 495	3 008 064	1 021 988	1 814 928
231	GH Ghana	110 456	486 846	87 802	449 194
232	LR Liberia	0	93 191	0	21 110
233	GN Guinea	167 117	227 950	169 206	223 600
234	AO Angola	172 000	332 000	163 600	306 000
235	CG Congo	1 202	14 702	10 647	60 291
236	CM Cameroon	943 723	3 203 407	2 387 449	7 082 650
237	NG Nigeria	615 438	126 911 155	917 839	108 568 965
238	SL Sierra Leone	19	89 708	1 831	64 210
239	GA Gabon	0	60 446	0	144 823
240	CI Cote D'ivoire	3 355 819	10 751 277	4 877 110	20 739 069
241	SN Senegal	235	185 510	672	35 161
242	MR Mauritania	209 480	455 721	76 670	466 396
243	ML Mali	0	665 963	0	776 702
244	BJ Benin	2 678 156	6 334 529	4 251 419	7 696 513
245	BF Burkina Faso	1 018 495	2 099 505	1 662 430	3 294 154
247	GM Gambia	0	53 390	0	11 212
248	VI U.s. Virgin Islands	0	144 308	0	24 829
249	SC Seychelles	3 000	6 116	102 450	205 157
251	UG Uganda	708 530	730 330	1 236 087	1 244 088
252	CF Central African Republic	199 992	3 699 347	309 734	3 334 384
253	NE Niger	41	33 922	231	32 133
254	TD Chad	99 729	555 790	112 790	758 734
256	SH Saint Helena	771	7 515	1 459	28 208
257	ST Sao Tome And Principe	0	174	0	11 121
260	SZ Swaziland	21 262	2 701 280	651 238	4 447 218
261	ZA South Africa	21 079 380	85 903 432	18 780 446	73 804 066
262	ZW Zimbabwe	74 731	3 068 215	143 438	3 356 910
263	ZM Zambia	0	950 103	0	3 913 334
264	MW Malawi	400 984	2 072 206	551 180	2 859 367

267	MU	Mauritius	707 153	2 902 848	1 773 592	4 713 783
268	RW	Rwanda	15	103 552	12	90 850
298	VG	Virgin Islands (british)	166 654	2 032 502	153 545	2 242 140
311	AU	Australia	448 112 381	1 887 521 273	348 256 880	1 232 039 059
312	NZ	New Zealand	56 414 042	227 080 433	64 284 477	266 916 973
319	GU	Guam	0	580	0	1 408
321	NR	Nauru	225	8 051	3 867	465 842
322	NC	New Caledonia	0	4 503	0	21 175
328	IO	British Indian Ocean Territory	413	751	1 155	65 052
331	AS	American Samoa	226 906	3 421 637	612 332	4 763 920
332	CK	Cook Islands	0	16 000	0	5 600
333	FJ	Fiji	2 052	23 599	12 316	22 813
334	KI	Kiribati	7	7	414	414
336	WS	Samoa	0	40 545	0	283 338
337	SB	Solomon Islands	0	2 090 671	0	819 237
338	TO	Tonga	420	3 100	2 312	17 423
339	TV	Tuvalu	9	9	97	97
340	CX	Christmas Islands	45	45	14 700	14 700
341	UM	United States Minor Outlying Island	63	63	480	480
342	CC	Cocos (keeling) Islands	0	3 000	0	5 000
343	TK	Tokelau	0	95	0	2 519
391	TL	East Timor	0	119 443	0	54 620
411	US	United States	586 537 576	1 992 691 166	774 833 174	2 457 429 509
412	CA	Canada	290 215 366	1 049 869 810	187 394 247	598 489 567
421	MX	Mexico	1 918 888	11 421 296	12 902 904	41 000 946
422	GT	Guatemala	313 005	924 355	161 142	393 310
423	HN	Honduras	313	824 766	24 960	334 740
424	NI	Nicaragua	15	26 498	324	89 587
425	PA	Panama	49 089	74 992	153 164	249 920
426	CU	Cuba	13	13	23 540	23 540
427	CB	Curacao	0	79 075	0	72 413
428	SR	Suriname	0	1	0	309
431	CL	Chile	171 985 803	467 824 491	38 186 974	93 411 355
432	VE	Venezuela	1 591	231 500	45 821	852 109
433	AR	Argentina	30 878 808	311 166 471	16 539 229	146 429 035
434	BR	Brazil	237 947 526	1 070 271 235	92 470 113	457 927 891
435	CO	Colombia	355 906	706 395	757 379	1 447 908
436	BO	Bolivia	96 001	328 103	67 421	228 367
437	UY	Uruguay	1 309 081	1 671 787	1 886 241	2 153 976
438	PY	Paraguay	229 741	365 722	185 686	720 558
441	EC	Ecuador	480 304	2 360 755	334 381	2 042 069
442	PE	Peru	3 527 208	8 766 909	3 719 480	9 373 582
443	GY	Guyana	0	20 327	0	20 820
444	TT	Trinidad And Tobago	99 520	28 064 645	21 894	11 141 435
445	BS	Bahamas	366 170	487 900	133 652	178 367
446	JM	Jamaica	0	112 951	0	54 365
447	PR	Puerto Rico	5 115	458 498	1 392 568	4 696 190
448	BZ	Belize	0	37 532	0	52 883
449	DO	Dominican Republic	185 109	5 788 552	68 699	2 026 151
450	SV	El Salvador	13	356 883	480	135 100
451	CR	Costa Rica	8 415	597 892	847 380	2 821 177
452	HT	Haiti	286	247 483	8 302	220 171
453	BB	Barbados	0	44 145	0	15 751
454	AG	Antigua And Barbuda	14	1 679	205	2 341
458	CV	Cape Verde	3	62	127	4 685
460	DM	Dominica	2 816	2 830	22 753	23 282
461	FK	Falkland Islands (malvinas)	5 202	5 202	96 183	96 183
463	PF	French Polynesia	30 409	30 409	15 570	15 570
465	GD	Grenada	0	40 000	0	28 758
467	AN	Netherlands Antilles	22 921	85 244	23 662	155 858
468	NF	Norfolk Islands	122 297	122 297	50 753	50 753
511	GB	United Kingdom	42 098 027	201 593 075	77 360 649	271 786 159
512	NL	Netherlands	31 640 399	151 115 127	51 885 830	198 602 670
513	FR	France	22 828 849	83 169 793	91 304 790	441 237 070
514	DE	Germany, Fed. Rep. Of	78 216 174	269 075 159	309 079 706	1 019 850 125
515	AT	Austria	3 631 169	22 194 523	39 033 677	126 231 288
516	BE	Belgium	27 698 369	117 056 707	51 770 889	167 232 205
517	CH	Switzerland	14 894 372	29 776 415	57 972 042	176 906 142
518	LU	Luxembourg	283 694	683 496	430 271	1 734 980
520	MC	Monaco	870	4 461	83 850	260 471
521	DK	Denmark	1 170 167	3 756 047	7 898 166	30 612 915
522	NO	Norway	14 463 688	53 514 557	16 673 952	67 255 448
523	SE	Sweden	20 446 383	68 195 328	115 653 204	335 447 237
524	FI	Finland	7 974 786	19 227 833	31 834 331	92 750 246
525	IE	Ireland	2 680 130	9 365 286	12 852 833	31 332 913
526	IT	Italy	26 315 273	73 195 811	83 147 429	309 148 760
527	ES	Spain	7 787 923	25 983 884	21 557 158	79 767 986
528	PT	Portugal	323 850	841 420	795 438	3 506 906
529	IS	Iceland	8 566 559	8 570 367	838 410	849 964
530	MS	Montserrat	4	4	180	180
531	GR	Greece	188 296	4 199 111	1 517 460	8 584 901
532	VA	Vatican City State (holy See)	0	5 449	0	58 540
533	AD	Andorra	789	790	4 420	4 551
534	LI	Liechtenstein	51	96	2 789	3 648
540	CD	Democratic Republic Of The Congo	14 000	126 500	7 000	246 625
542	HU	Hungary	269 396	869 497	5 547 473	12 255 057
543	PL	Poland	30 180 800	42 880 830	22 645 886	37 028 551
544	RO	Romania	95 914	801 040	375 569	3 379 574
545	BG	Bulgaria	285 324	2 622 170	491 823	3 254 816
547	YU	Yugoslavia	173	1 285	2 065	10 095
548	AL	Albania	199 949	200 320	497 444	509 124
550	AZ	Azerbaijan	0	133 000 100	0	99 980 619
551	BY	Belarus	44 057 892	82 619 095	24 262 311	44 912 728
552	KZ	Kazakhstan	419 209	2 414 337	1 351 249	6 441 574

553	KG	Kyrgyzstan	29 889	62 835	30 303	89 494
554	MD	Moldova, Republic Of	10 534	20 846	215 798	443 428
555	TJ	Tajikistan	0	530	0	3 200
556	TM	Turkmenistan	5	5	8	8
557	UA	Ukraine	117 266 711	490 676 146	83 788 255	316 902 905
558	UZ	Uzbekistan	719 376	1 632 001	1 225 907	2 604 164
559	LT	Lithuania	9 224	96 395	50 740	200 608
560	LV	Latvia	352 551	419 434	162 887	473 822
561	EE	Estonia	954 767	1 002 880	346 419	1 329 557
562	GE	Georgia	423	31 048	2 158	211 538
563	HR	Croatia	267 466	774 586	214 370	1 081 852
564	BA	Bosnia And Herzegovina	111	388	338	5 030
565	MT	Malta	4 555	9 088	43 393	110 509
566	SK	Slovakia	285 802	996 227	693 016	3 506 559
567	SI	Slovenia	405 588	1 246 050	2 464 211	4 084 631
568	CZ	Czech Republic	484 909	4 463 409	3 506 731	17 862 088
569	GS	South Georgia And The South Sa	0	4 464	0	6 045
570	MK	Rep. Of Macedonia	86	469	6 797	15 942
572	RU	Russia Federation	196 979 365	745 839 927	120 180 435	424 251 564
		TOTAL IMPORT	9 332 487 726	35 063 698 306	11 646 708 019	41 374 279 184

<http://www.bps.go.id>

268	IDRAN	Ranai	36	114	1 582	4 890
269	IDUNA	Udang Natuna	25 738	158 327	1 938 855	8 063 917
271	IDBTH	Hang Nadim (u)	102 784	438 274	43 396 364	142 771 551
DKI JAKARTA			2 731 165 099	10 201 174 168	5 640 937 707	20 189 148 434
431	IDTPP	Tanjung Priok	2 707 423 324	10 137 881 643	4 788 017 522	17 307 124 168
432	IDKLB	Kalibaru	14 002 110	28 202 916	17 307 818	33 445 870
433	IDJKT	Jakarta / Pasar Ikan	0	39 887	0	647 152
434	IDCGK	Sukarno Hatta (u)	9 605 050	34 493 339	816 313 122	2 762 629 913
436	IDHLP	Hlm. Perdana Kusuma	134 615	556 383	19 299 245	85 301 331
JAWA BARAT			194 653 441	1 065 981 601	185 814 558	975 296 800
463	IDCBN	Cirebon/penggung	21	16 854 043	1 624	1 184 967
466	IDBDO	Husein Sastranegara	490	492	2 747	7 902
467	IDBLG	Balangan	183 800 596	1 029 827 727	172 480 426	933 828 144
468	IDBND	Bandung(ptt/gd Bage)	501 768	1 366 519	288 797	14 743 077
470	IDCRB	Cirebon (ptt)	0	1	0	570
471	IDTLN	Tanjung Leneng	6 849 567	14 431 820	11 659 951	24 151 127
472	IDTSO	Tanjung Sekong	3 500 999	3 500 999	1 381 013	1 381 013
JAWA TENGAH			986 939 876	4 108 157 159	946 849 372	3 403 966 549
494	IDTES	Tanjung Emas	175 875 994	842 222 381	224 394 200	860 175 072
495	IDCXP	Cilacap	811 058 232	3 265 922 024	722 268 731	2 543 350 414
496	IDSRG	Achmad Yani (u)	2 631	5 745	86 344	180 332
497	IDSMR	Semarang (ptt)	396	396	291	291
498	IDSOC	Jebres/adi Sumarmo	2 623	6 533	99 806	259 018
499	IDSMM	Adi Sumarmo (u)	0	80	0	1 422
D I YOGYAKARTA			5 559	8 428	189 451	266 547
531	IDJOG	Adi Sucipto (u)	5 559	8 424	189 451	266 370
532	IDJOK	Yogyakarta (ptt)	0	4	0	177
JAWA TIMUR			1 641 557 242	7 116 513 036	1 431 267 769	5 496 984 601
561	IDTUB	Tuban	0	244 011	0	283 800
562	IDGRE	Gresik	102 654 627	619 450 933	38 595 388	195 483 174
563	IDTPE	Tanjung Perak	1 267 487 746	5 223 038 759	1 104 920 748	4 099 658 323
564	IDPAZ	Pasuruan	0	7 749 246	0	14 142 263
565	IDPRO	Probolinggo	5 501 675	6 335 889	1 076 447	4 459 354
566	IDPRN	Panarukan	265 158 389	1 256 834 515	260 620 596	1 101 693 240
573	IDPAC	Pacitan	0	329 069	0	432 290
587	IDSUB	Surabaya /juanda (u)	753 347	2 355 840	26 040 764	80 432 740
588	IDSUR	Surabaya (ptt)	1 458	174 774	13 826	399 417
BANTEN			1 152 057 469	4 026 207 766	619 947 970	2 275 722 686
461	IDMRK	Merak	351 808 081	1 730 325 193	335 780 783	1 506 611 092
473	IDCGD	Cigading	800 249 388	2 295 882 573	284 167 187	769 111 594
B A L I			88 874 251	220 666 172	104 641 347	246 831 916
613	IDBOA	Benoa/loolan	88 621 237	219 801 443	96 829 175	218 528 614
620	IDDPS	Ngurah Rai (u)	253 014	864 729	7 812 172	28 303 302
NUSA TENGGARA BARAT			6 796 625	34 373 846	18 826 457	86 630 778
655	IDBMU	Bima	6 796 625	29 470 666	18 826 457	85 823 358
661	IDAMI	Mataram / Selaparang	0	1 600	0	31 657
663	IDBDS	Badas Sumbawa	0	4 901 580	0	775 763
NUSA TENGGARA TIMUR			44 089	1 123 684	505 647	936 943
681	IDKOE	Kupang / El-tari (u)	89	89	5 647	5 647
693	IDTEN	Tenau	44 000	1 123 595	500 000	931 296
KALIMATAN BARAT			14 777 281	35 490 160	17 835 479	37 509 120
714	IDPON	Pontianak	14 492 660	35 205 539	11 574 055	31 247 696
715	IDKTG	Ketapang K. Barat	275 000	275 000	119 625	119 625
722	IDPNK	Supadio (u)	9 621	9 621	6 141 799	6 141 799
KALIMANTAN TENGAH			8 501 000	23 727 404	3 517 079	9 317 944
744	IDKUM	Kumai	1 357 400	5 057 400	876 620	2 023 620
746	IDSMQ	Sampit	7 143 600	18 670 004	2 640 459	7 294 324
KALIMANTAN SELATAN			10 630 997	52 393 174	5 926 672	60 060 066
771	IDBAN	Banjarmasin	10 630 997	30 234 628	5 926 672	39 622 095
773	IDKTB	Kotabaru	0	22 158 546	0	20 437 971
KALIMANTAN TIMUR			539 936 610	1 652 821 848	525 265 132	1 518 973 024
803	IDBPP	Balikpapan	487 365 676	1 450 646 498	436 355 790	1 247 077 462
805	IDSRD	Samarinda	18 734 378	106 473 507	9 939 623	110 482 850
806	IDTRD	Tanjung Redep	0	10 199 320	0	46 129
808	IDLIN	Lingkas Tarakan	0	6 398 000	0	30 363
809	IDNNX	Nunukan	16 350 000	38 918 748	69 047	806 107
810	IDTGR	Pasir/tanah Grogot	0	229 602	0	1 055 981
813	IDTSG	Tanjung Sangata	13 108 484	31 962 719	61 010 048	110 060 921
814	IDBPN	Sepinggan (u)	207 485	716 802	12 098 776	37 737 096
817	IDBTG	Bontang	4 170 587	7 276 652	5 791 848	11 676 115
SULAWESI UTARA			26 321	3 744 725	135 285	2 597 087
834	IDMND	Manado	0	26 225	0	17 677
835	IDBIT	Bitung	26 321	3 712 920	135 285	2 302 852
843	IDMDC	Sam Ratulangi (u)	0	5 580	0	276 558
SULAWESI TENGAH			13 720 000	23 410 094	422 100	1 017 336
877	IDPAT	Pantoloan	13 720 000	23 410 094	422 100	1 017 336
SULAWESI SELATAN			92 808 241	466 613 582	44 753 522	241 627 101
893	IDUJU	Ujungpandang	92 808 241	336 384 581	44 753 522	164 495 838
897	IDMLI	Mailili, Sulawesi	0	130 216 103	0	75 987 883

I-5 IMPOR MENURUT PROPINSI DAN PELABUHAN BONGKAR /
O T O N C E N O T O O T T O N
APRIL / 2008

Kode Code	Pelabuhan Bongkar Port of Importation	Berat bersih / N (Kg)		Nilai / C.I.F (U S)	
		Bulan ini Current month	Kumulatif Cum Jan to date	Bulan ini Current month	Kumulatif Cum Jan to date
NANGROE ACEH DARUSSALAM		34 898 893	190 576 758	1 620 709	16 053 736
102	IDOLO Ulee Lheue	0	63 140 000	0	2 578 198
104	IDLW Lhok Seumawe	29 992 000	105 831 000	1 209 275	8 507 162
106	IDLAS Langsa, Sumatra	0	50 000	0	15 578
110	IDSIN Sinabang	0	129	0	3 751
111	IDTPK Tapaktuan	140	140	3 409	3 409
112	IDBAO Bakongan	14 172	14 172	14 671	14 671
116	IDAUN Blang Lancang (arun)	14 581	683 631	191 039	3 100 526
117	IDKRU Krueng R. Malahayati	0	1 520	0	4 571
118	IDKLS Kuala Langsa	0	734 166	0	1 008 918
119	IDLHK Lhok Nga	4 878 000	20 122 000	202 315	816 952
SUMATERA UTARA		548 455 455	2 035 401 581	269 240 114	1 160 028 663
142	IDPKR Pangkalan Brandan	2 302 200	2 302 200	414 396	414 396
143	IDTPR Tanjung Pura	38 000	76 895	22 200	73 268
144	IDBLW Belawan	485 531 170	1 786 885 843	239 093 936	965 603 929
145	IDTJB Tanjung Balai Asahan	4 598 657	14 365 148	3 225 788	11 025 014
159	IDSLG Sibolga	0	25 222 370	0	89 247 475
166	IDMES Medan / Polonia (u)	26 946	91 799	1 079 246	4 177 932
170	IDKTJ Kuala Tanjung	55 958 482	206 457 326	25 404 548	89 486 649
SUMATERA BARAT		87 376 880	299 560 633	45 775 480	115 003 599
191	IDTBY Padang/tl.bayur	87 376 838	299 560 543	45 771 570	114 940 600
192	IDPDG Padang / Tabing (u)	42	90	3 910	62 999
RIAU		215 764 502	671 393 993	221 343 362	693 367 702
221	IDBAG Bagan Siapi-api	1 840 000	50 420 000	25 596	437 966
223	IDPAI Panipahan	0	1 280	0	810
224	IDSNB Sinaboi	100 000	1 920 000	4 220	34 024
225	IDDUM Dumai	156 018 449	348 673 969	80 624 688	205 542 581
227	IDSEQ Sungai Pakning	586	19 461	61 961	260 511
228	IDBLS Bengkalis	487 681	885 204	210 998	417 070
229	IDTGK Tanjung Kedabu	0	111	0	2 972
230	IDSPA Selat Panjang	52 305	280 872	19 290	84 300
233	IDPEK Pekanbaru (rumbai)	1 888 815	6 945 118	1 226 620	4 807 169
235	IDSUQ Sungai Guntung	6 499	1 133 321	2 279	3 186 973
242	IDTEM Tembilahan	0	183 397	0	210 729
243	IDKEN Kuala Enok	0	150 862	0	566 697
244	IDRGA Rengat	0	770 612	0	422 483
261	IDPKU Simpang Tiga (u)	1 199	17 340	139 790	567 931
273	IDPAK Pekanbaru	1 485 432	10 365 782	2 191 203	15 529 139
277	IDBUN Buatan	29 000 130	115 762 252	47 074 105	201 235 365
278	IDPWG Perawang, Sumatra	24 883 406	133 864 412	89 762 612	260 060 982
JAMBI		6 427 893	49 137 765	13 745 461	49 783 258
291	IDKTK Kuala Tungkal	5 014 798	34 466 462	7 906 509	30 261 405
292	IDMSA Muara Sabak	500 000	748 917	247 500	660 702
293	IDDJM Jambi	913 095	13 922 386	5 591 452	18 861 151
SUMATERA SELATAN		34 172 866	101 041 704	14 344 434	49 847 377
326	IDPLA Palembang - Plaju	858 544	1 421 834	1 083 241	2 287 395
332	IDSUN Sungsang	0	25 501	0	112 802
334	IDPLM Sm.badaruddin (u)	26 204	76 940	1 505 925	2 246 044
340	IDMRI Musi River/boom Baru	33 288 118	99 517 429	11 755 268	45 201 136
BENGKULU		0	3 242 000	0	1 237 194
361	IDBKU Bengkulu	0	3 242 000	0	1 237 194
LAMPUNG		110 674 608	328 825 178	106 605 821	241 413 537
395	IDPJG Panjang	110 674 608	328 825 178	106 605 821	241 413 537
BANGKA BELITUNG		8 584 741	38 518 273	2 863 741	16 200 001
321	IDMUO Muntok	0	4 902 500	0	588 300
322	IDBLI Blinju, Banka	0	171 000	0	187 465
323	IDPGX Pangkal Balam	8 562 648	32 153 740	2 815 217	12 141 195
328	IDTPD Tanjung Pandan	12 573	960 810	31 581	2 802 318
330	IDSLI Sungai Liat	0	287 000	0	196 339
333	IDTSE Tanjung Seliu	0	12 501	0	9 000
337	IDLUB Lubuk Besar Bangka	9 520	30 722	16 943	275 384
KEPULAUAN RIAU		793 988 086	2 148 369 715	1 373 282 539	4 116 476 721
248	IDTBK Tg Balai Karimun	687 849	2 983 081	1 369 697	6 104 329
249	IDPSS Pulau Sambu	456 923 513	875 421 644	424 235 100	725 531 675
250	IDTAN Tanjung Uban	118 222 000	352 569 732	127 724 691	346 146 788
251	IDTPN Tanjung Pinang	526 913	5 864 868	436 307	5 623 559
252	IDTER Terempa	0	50 269	0	86 749
254	IDTBT Tanjung Batu, Riau	37 830	57 810	113 615	171 417
258	IDBTU Batu Ampar	152 672 790	589 255 687	475 157 330	1 751 642 085
259	IDPBL Pulau Buluh	170 000	425 000	162 286	358 047
260	IDDAS Singkep - Dabo	0	65 470	0	75 217
262	IDTNJ Kijang (u)	0	38 858	0	187 226
263	IDPAS Pasir Panjang	221 593	4 862 303	139 003	26 892 130
265	IDSKP Sekupang	28 135 126	161 526 463	190 622 297	729 726 032
266	IDNON Nongsa	0	18 968 310	0	1 236 233
267	IDKAB Kabil/panau	36 261 914	135 683 505	107 985 412	371 854 876

904	IDUPG	Hasanuddin (u)	0	790	0	19 390
907	IDSQR	Soroako	0	12 108	0	1 123 990
MALUKU			0	2 281 493	0	4 476 681
946	IDAMB	Ambon	0	2 280 033	0	4 427 885
960	IDBAK	Batu Kilat	0	1 460	0	48 796
PAPUA BARAT			401 000	401 456	113 008	164 173
971	IDSOR	Sorong	0	450	0	50 670
982	IDSQJ	Sorong / Jefman (u)	0	6	0	495
997	IDMUB	Muara Berau	401 000	401 000	113 008	113 008
PAPUA			9 248 701	162 540 910	50 937 803	363 339 610
980	IDTIM	Amamapare	9 248 701	162 540 910	50 937 803	363 339 610
TOTAL IMPORT			9 332 487 726	35 063 698 306	11 646 708 019	41 374 279 184

<http://www.bps.go.id>

I.6 IMPOR MENURUT NEGARA ASAL / O T C O N T O O N
N O O N N N S T C T N E O S T C C O O T O
APRIL / 2008

Negara Asal/ SITC/ Uraian Golongan Barang Country of Origin/ SITC/ Group description	Berat Bersih / Net weight (Kg)		Nilai CIF / C S	
	Bulan ini Current month	Kumulatif Cum Jan to date	Bulan ini Current month	Kumulatif Cum Jan to date
Japan				
784 Parts And Accessories Of The Motor Vehicles	13 554 910	57 519 832	121 683 150	596 997 057
723 Civil Engineering And Contractor Plants And Equipments/Parts	13 205 818	44 713 330	73 512 873	234 020 111
673 Flat Rolled Products, Not Clad	66 353 655	284 315 498	51 402 865	215 610 912
713 Internal Combustion Piston Engines And Parts	5 475 928	17 186 050	62 042 792	205 107 268
782 Motor Vehicle For The Transportation Of Goods	10 324 054	33 492 490	51 208 367	192 265 723
001 Others	219 368 674	784 802 108	924 755 753	3 334 047 915
Sub Total	328 283 039	1 222 029 308	1 284 605 800	4 778 048 986
Hong Kong				
764 Telecommunication Equipments And Parts	1 093 941	5 562 504	24 791 681	200 390 177
652 Cotton Fabrics, Woven	1 545 821	6 280 629	15 535 844	57 196 901
655 Knitted Or Crocheted Fabrics	1 894 257	6 956 749	15 938 029	52 012 700
251 Pulp And Waste Paper	19 488 061	50 681 702	16 916 304	43 494 630
776 Thermionic, Cold Cathode, And Photo Cathode Valves/Tubes	1 676 514	3 890 092	15 901 372	43 068 473
017 Others	28 021 910	100 844 313	118 707 185	415 032 079
Sub Total	53 720 504	174 215 989	207 790 415	811 194 960
Korea, Demo rati People S Republi				
686 Zinc	201 529	903 503	469 563	2 260 673
541 Medicinal And Pharmaceutical Products	0	10 119	0	210 660
513 Carboxylic Acids,And Their Anhydrides,Halides,Peroxides	0	43 200	0	59 919
515 Organo-Inorganic And Heterocyclic Compounds	0	19 000	0	43 700
533 Pigments, Paints, Varnishes, And Related Materials	0	3 044	0	33 943
511 Others	10 739	163 102	32 941	139 692
Sub Total	212 268	1 141 968	502 504	2 748 587
Korea, Republi Of				
334 Petroleum Products, Refined	266 033 709	652 612 894	261 847 524	614 212 582
655 Knitted Or Crocheted Fabrics	2 561 609	9 188 222	20 717 321	74 467 056
673 Flat Rolled Products, Not Clad	27 175 853	94 993 716	21 710 816	74 413 562
776 Thermionic, Cold Cathode, And Photo Cathode Valves/Tubes	3 198 517	6 645 033	29 153 583	69 773 404
764 Telecommunication Equipments And Parts	616 893	3 497 176	15 623 557	66 819 474
017 Others	136 714 917	506 631 248	357 766 011	1 236 992 168
Sub Total	436 301 498	1 273 568 289	706 818 812	2 136 678 246
Taiwan				
511 Hydrocarbon And Their Halogenated, Nitrated Derivatives	15 340 849	69 196 367	20 406 723	87 997 337
673 Flat Rolled Products, Not Clad	28 928 689	98 455 858	19 611 813	60 853 982
776 Thermionic, Cold Cathode, And Photo Cathode Valves/Tubes	176 495	763 309	11 298 652	45 388 401
655 Knitted Or Crocheted Fabrics	1 478 818	5 462 100	10 331 282	41 332 145
728 Other Machines And Equipment Specialized For Particular Industry	1 100 183	4 976 854	7 273 563	30 203 833
022 Others	75 248 530	272 445 991	186 272 082	680 428 137
Sub Total	122 273 564	451 300 479	255 194 115	946 203 835
China				
764 Telecommunication Equipments And Parts	6 338 120	19 622 609	136 145 290	476 486 207
562 Fertilizers, Manufactured	130 688 720	364 337 428	61 168 423	150 904 571
752 Automatic Data Processing Machines And Their Units	2 096 185	7 439 496	37 264 056	130 357 371
676 Iron/Steel Bars, Rods, Angels, Shaped And Sections	47 480 186	189 300 183	33 543 478	122 498 891
057 Fruit And Nut; Fresh Or Dried	43 902 067	137 873 536	35 537 195	111 043 823
017 Others	666 880 467	2 838 087 622	993 975 331	3 591 522 156
Sub Total	897 385 745	3 556 660 874	1 297 633 773	4 582 813 019
Mongolia				
592 Starches, Inulin, And Wheat Glutenal Buminoidal Substances; Glues	0	240 000	0	192 000
278 Other Crude Minerals	0	24 000	0	9 600
Sub Total	0	264 000	0	201 600
Ma au				
611 Leathers	18 338	60 212	381 113	1 186 511
652 Cotton Fabrics, Woven	0	85 237	0	609 938
656 Tulle,Lace,Embroidery,Ribbons,Trimmings And Other Small Wares	80 443	156 215	307 286	590 673
773 Equipment For Distributing Electricity	3 183	81 507	32 159	427 320
251 Pulp And Waste Paper	0	518 021	0	300 452
523 Others	82 648	507 194	221 272	1 341 296
Sub Total	184 612	1 408 386	941 830	4 456 190
Papua New Guinea				
072 Cocoa	375 000	1 216 000	1 110 173	2 786 507
282 Waste And Scrap Metal Of Iron/Steel	0	3 458 691	0	1 272 111
245 Fuel Wood And Wood Charcoal	5 315 278	5 315 278	418 512	418 512
223 Oil Seeds Use For Extraction Of Other Fixed Vegetable Oils	261	6 037	14 213	326 680
292 Crude Vegetable Materials	26 400	26 942	19 282	73 702
074 Others	0	32 433	0	46 335
Sub Total	5 716 939	10 055 381	1 562 180	4 923 847
Thailand				
784 Parts And Accessories Of The Motor Vehicles	9 885 259	36 133 785	65 343 311	244 864 041
781 Passenger Motor Cars	6 105 918	23 380 428	61 617 292	236 015 828
061 Sugar, Molasses, And Honey	94 251 691	357 974 490	35 783 831	125 259 099
713 Internal Combustion Piston Engines And Parts	2 094 631	7 595 529	26 825 985	104 920 067
782 Motor Vehicle For The Transportation Of Goods	2 148 235	13 536 919	15 479 603	90 872 042
022 Others	355 638 389	1 406 643 660	319 227 667	1 285 791 309

Sub Total	470 124 123	1 845 264 811	524 277 689	2 087 722 386
Singapore				
334 Petroleum Products, Refined	815 413 737	3 882 350 671	776 035 797	3 328 116 677
764 Telecommunication Equipments And Parts	2 513 795	9 343 161	104 538 029	353 399 781
511 Hydrocarbon And Their Halogenated, Nitrated Derivatives	64 513 445	194 139 188	78 246 590	224 700 741
776 Thermionic, Cold Cathode, And Photo Cathode Valves/Tubes	1 222 530	4 782 557	50 172 400	163 365 515
759 Parts And Accessories For Machine Of Heading 751 Or 752	978 660	4 257 311	37 271 124	154 420 278
001 Others	329 512 343	1 349 744 717	774 452 223	2 942 602 617
Sub Total	1 214 154 510	5 444 617 605	1 820 716 163	7 166 605 609
Philippines				
759 Parts And Accessories For Machine Of Heading 751 Or 752	44 085	161 490	11 490 835	31 894 799
022 Milk, Cream, And Milk Products Other Than Butter Or Cheese	2 123 206	6 365 715	9 971 958	30 163 122
784 Parts And Accessories Of The Motor Vehicles	748 511	2 538 931	6 626 011	27 997 699
334 Petroleum Products, Refined	39 960	29 957 880	124 813	27 835 290
776 Thermionic, Cold Cathode, And Photo Cathode Valves/Tubes	13 311	66 669	6 844 335	20 310 458
024 Others	26 896 345	131 418 318	41 201 789	150 280 786
Sub Total	29 865 418	170 509 003	76 259 741	288 482 154
Mala sia				
334 Petroleum Products, Refined	490 429 283	1 462 169 023	486 099 350	1 302 623 798
333 Petroleum Oil, Crude	159 919 571	466 772 194	150 455 802	380 271 351
511 Hydrocarbon And Their Halogenated, Nitrated Derivatives	27 447 030	96 537 662	33 723 399	110 839 110
764 Telecommunication Equipments And Parts	2 388 822	8 691 590	17 075 489	64 532 231
776 Thermionic, Cold Cathode, And Photo Cathode Valves/Tubes	3 333 728	11 774 978	13 326 665	48 199 610
001 Others	373 726 189	1 543 462 122	287 725 724	1 061 560 851
Sub Total	1 057 244 623	3 589 407 569	988 406 429	2 968 026 951
M anmar (Form. Burma)				
044 Maize, Unmilled	10 292 999	21 823 529	2 703 748	5 569 203
054 Vegetables, Fresh, Chilled, Frozen Or Simply Preserved	3 738 036	8 607 420	1 586 305	3 654 237
034 Fish, Fresh, Chilled Or Frozen	0	328 286	0	870 453
635 Wood Manufactures	0	53 945	0	467 703
222 Oil Seeds Use For Extraction Ofsoft Fixed Vegetable Oils	16 382	1 153 018	8 978	387 320
035 Others	272 645	972 248	206 960	861 776
Sub Total	14 320 062	32 938 446	4 505 991	11 810 692
Cambodia				
845 Articles Of Apparel	1 388	6 690	69 578	337 867
121 Tobacco, Unmanufactured And Refused	0	59 070	0	88 200
841 Men'S Coats/Jackets, Not Knitted	261	1 199	6 604	39 244
843 Men'S Coats/Jackets, Knitted	52	706	1 088	21 384
844 Women'S Coats/Jackets, Knitted	0	220	0	8 143
582 Others	0	4 979	0	17 118
Sub Total	1 701	72 864	77 270	511 956
Brunei Darussalam				
333 Petroleum Oil, Crude	242 586 800	985 068 130	211 230 408	767 650 004
282 Waste And Scrap Metal Of Iron/Steel	0	5 828 060	0	2 279 380
288 Non-Ferrous Base Metal Waste And Scraps	118 615	138 655	260 781	305 871
679 Tubes, Pipes, Hollow Profile, Pipe Fitting Of Iron/Steel	13 280	38 655	60 166	120 464
531 Synthetic Organic; Colouring Matter	0	3 080	0	15 700
716 Others	900	2 235	5 906	26 891
Sub Total	242 719 595	991 078 815	211 557 261	770 398 310
Lao People S Demo rati Republi				
263 Cotton	0	96 456	0	150 874
292 Crude Vegetable Materials	0	1 000	0	13 500
845 Articles Of Apparel	9	238	423	12 543
843 Men'S Coats/Jackets, Knitted	22	41	1 414	2 593
Sub Total	31	97 735	1 837	179 510
Viet Nam				
042 Rice	11 374 525	77 946 525	4 592 843	26 495 413
674 Flat Rolled Products, Clad Or Plated	3 808 694	18 356 323	4 678 542	20 286 130
054 Vegetables, Fresh, Chilled, Frozen Or Simply Preserved	6 282 333	27 403 399	2 601 224	11 137 464
751 Office Machines	323 398	1 889 354	2 190 326	9 832 303
333 Petroleum Oil, Crude	0	9 385 991	0	8 147 026
034 Others	31 628 360	103 247 490	30 700 624	96 216 643
Sub Total	53 417 310	238 229 082	44 763 559	172 114 979
Maldi es				
899 Other Miscellaneous Manufactured Articles	0	104	0	1 501
699 Manufactures Of Base Metals	0	1	0	4
Sub Total	0	105	0	1 505
India				
081 Feeding Stuff For Animals	83 383 847	430 809 771	34 074 025	168 936 115
263 Cotton	20 625 572	67 432 509	33 109 608	104 002 933
511 Hydrocarbon And Their Halogenated, Nitrated Derivatives	19 856 915	50 626 671	25 710 500	61 942 936
675 Flat Rolled Products And Alloy Steels	6 504 244	28 064 483	11 677 945	54 414 551
672 Ingots And Other Iron/Steel In Primary Forms	33 303 665	55 731 427	25 631 765	38 893 934
022 Others	229 618 825	595 714 836	129 513 070	514 042 066

Sub Total	393 293 068	1 228 379 697	259 716 913	942 232 535
Pakistan				
263 Cotton	2 444 403	5 273 126	3 680 062	7 774 723
034 Fish, Fresh, Chilled Or Frozen	1 349 761	5 643 451	744 829	3 101 127
651 Textile Yarns	435 772	1 120 691	794 028	2 135 182
792 Aircraft And Associated Equipments And Parts	390	542	1 366 459	1 700 661
057 Fruit And Nut; Fresh Or Dried	903 897	2 418 051	581 632	1 491 546
036 Others	552 597	2 632 051	1 448 241	5 604 446
Sub Total	5 686 820	17 087 912	8 615 251	21 807 685
Bangladesh				
611 Leathers	16 359	66 753	749 128	3 344 122
658 Made-Up Articles, Wholly/Chiefly Of Textile Materials	1 271 510	3 252 560	840 020	2 186 536
651 Textile Yarns	269 708	1 503 512	149 386	959 850
592 Starches, Inulin, And Wheat Glutenal Buminoidal Substances; Glues	36 000	132 000	135 000	477 000
264 Jute And Other Textile Bast Fibres	149 352	1 015 104	52 871	355 822
054 Others	385 901	930 856	416 743	1 406 493
Sub Total	2 128 830	6 900 785	2 343 148	8 729 823
Sri Lanka				
046 Meal And Flour Of Wheat And Flour Of Meslin	4 848 175	25 079 675	2 792 073	12 292 038
121 Tobacco, Unmanufactured And Refused	0	60 441	0	769 169
656 Tulle,Lace,Embroidery,Ribbons,Trimmings And Other Small Wares	5 166	23 912	376 553	527 475
771 Electric Power Machinery And Parts	4 204	9 516	117 563	357 752
074 Tea And Mate	9 683	97 330	31 798	355 219
098 Others	117 790	698 740	434 429	2 051 434
Sub Total	4 985 018	25 969 614	3 752 416	16 353 087
Afghanistan				
057 Fruit And Nut; Fresh Or Dried	0	19 500	0	20 475
625 Rubber Tyre,Tyre Cases,Tyre Treads,Inner Tubes, And Tyre Flaps	0	815	0	10 306
Sub Total	0	20 315	0	30 781
Indonesia				
851 Footwears	0	88 979	0	940 354
771 Electric Power Machinery And Parts	0	113 168	0	849 445
676 Iron/Steel Bars, Rods, Angels, Shaped And Sections	213 467	384 472	337 799	606 171
036 Crustaceans, Molluscs, And Aquatic Invertebrates	31 446	53 791	261 255	506 113
821 Furnitures And Parts	54 977	134 823	213 407	408 942
034 Others	528 677	1 552 415	817 549	2 759 130
Sub Total	828 567	2 327 648	1 630 010	6 070 155
Iran (Islami Republi Of)				
511 Hydrocarbon And Their Halogenated, Nitrated Derivatives	12 179 506	43 771 195	14 027 208	55 167 715
335 Residual Petroleum Products, And Related Materials	2 175 990	7 389 027	1 283 666	3 704 251
278 Other Crude Minerals	1 502 288	4 043 910	600 341	1 519 542
513 Carboxylic Acids,And Their Anhydrides,Halides,Peroxides	0	1 929 846	0	1 277 867
685 Lead	165 829	408 828	232 161	572 360
057 Others	1 802 698	3 458 619	755 754	1 106 828
Sub Total	17 826 311	61 001 425	16 899 130	63 348 563
Saudi Arabia				
333 Petroleum Oil, Crude	464 985 076	1 867 836 529	395 267 215	1 496 263 585
334 Petroleum Products, Refined	27 450 870	89 430 995	25 329 869	81 114 063
511 Hydrocarbon And Their Halogenated, Nitrated Derivatives	14 110 914	60 645 677	17 243 192	74 421 729
512 Alcohols,Phenols,Phenol-Alcohols And Their Halogenated	14 618 751	46 329 506	18 581 840	65 216 095
282 Waste And Scrap Metal Of Iron/Steel	20 925 935	63 699 158	10 970 669	28 911 583
048 Others	10 985 464	23 969 825	14 648 989	30 813 046
Sub Total	553 077 010	2 151 911 690	482 041 774	1 776 740 101
Israel				
764 Telecommunication Equipments And Parts	26 602	42 521	2 208 929	3 949 693
598 Miscellaneous Chemical Products	10	41	77 289	306 130
776 Thermionic, Cold Cathode, And Photo Cathode Valves/Tubes	45	403	34 858	189 178
541 Medicinal And Pharmaceutical Products	0	13 495	0	168 367
778 Electrical Machinery And Apparatus	25	1 828	67	161 009
057 Others	72 440	179 374	246 537	942 669
Sub Total	99 122	237 662	2 567 680	5 717 046
Kuwait				
334 Petroleum Products, Refined	86 964 000	610 703 578	86 089 949	581 872 059
333 Petroleum Oil, Crude	0	98 788 256	0	79 659 040
512 Alcohols,Phenols,Phenol-Alcohols And Their Halogenated	1 300 000	5 839 222	1 604 460	7 615 586
571 Polymers Of Ethylene In Primary Forms	3 417 087	7 676 737	3 113 126	6 989 599
282 Waste And Scrap Metal Of Iron/Steel	2 583 695	6 568 250	1 187 238	3 020 807
251 Others	277 873	1 468 123	260 580	912 920
Sub Total	94 542 655	731 044 166	92 255 353	680 070 011
Jordan				
562 Fertilizers, Manufactured	24 943 100	48 706 600	8 991 240	18 631 955
522 Inorganic Chemical Elements, Oxides And Halogen Salts	63 000	11 682 215	52 080	9 340 942
272 Fertilizers, Crude	0	76 316 000	0	8 102 568
685 Lead	148 990	364 440	426 014	989 456
523 Metallicsalts And Peroxysalts	0	844 800	0	272 256
232 Others	70 630	351 356	52 972	289 567
Sub Total	25 225 720	138 265 411	9 522 306	37 626 744
Lebanon				

282	Waste And Scrap Metal Of Iron/Steel	956 825	956 825	430 571	430 571
892	Printed Matter	43 053	70 059	111 216	167 492
073	Chocolate And Other Food Preparations Containing Cocoa	0	1 531	0	36 994
642	Paper And Paperboard Cut To Size/Shape And Article Of Papers	0	1 600	0	22 559
232	Synthetic Rubber Latex, Synthetic/Reclaimed Rubber	0	18 350	0	12 202
663	Others	151	963	614	13 250
	Sub Total	1 000 029	1 049 328	542 401	683 068
Palestina					
773	Equipment For Distributing Electricity	0	27	0	2 335
	Sub Total	0	27	0	2 335
Yemen					
034	Fish, Fresh, Chilled Or Frozen	236 231	736 040	129 873	382 205
873	Meters And Counters	7 013	7 013	70 816	70 816
251	Pulp And Waste Paper	192 997	192 997	55 355	55 355
611	Leathers	0	3 333	0	25 000
036	Crustaceans, Molluscs, And Aquatic Invertebrates	0	16 199	0	8 099
574	Others	1	1	3 993	3 993
	Sub Total	436 242	955 583	260 037	545 468
Oman					
575	Other Plastics In Primary Forms	148 500	346 500	225 720	500 940
251	Pulp And Waste Paper	344 200	731 470	89 492	186 310
655	Knitted Or Crocheted Fabrics	0	1 694	0	6 438
724	Textile/Leather Machinery And Parts	0	665	0	3 600
899	Other Miscellaneous Manufactured Articles	0	53	0	200
	Sub Total	492 700	1 080 382	315 212	697 488
S ria Arab Republi					
642	Paper And Paperboard Cut To Size/Shape And Article Of Papers	22 600	45 200	64 260	128 520
893	Article Of Plastics	0	31 500	0	89 803
575	Other Plastics In Primary Forms	0	5 010	0	22 796
842	Women'S Coats/Jacket, Not Knitted	0	8	0	396
	Sub Total	22 600	81 718	64 260	241 515
Turke					
333	Petroleum Oil, Crude	127 201 354	127 201 354	101 612 047	101 612 047
672	Ingots And Other Iron/Steel In Primary Forms	8 236 550	45 357 802	6 336 894	29 125 108
046	Meal And Flour Of Wheat And Flour Of Meslin	25 621 250	53 251 650	12 022 073	23 354 729
121	Tobacco, Unmanufactured And Refused	1 962 902	3 782 235	7 801 195	16 131 020
792	Aircraft And Associated Equipments And Parts	0	65 786	0	9 040 766
048	Others	13 610 676	33 754 302	15 660 720	33 136 575
	Sub Total	176 632 732	263 413 129	143 432 929	212 400 245
United Arab Emirates					
334	Petroleum Products, Refined	10 597	83 920 009	11 643	71 639 767
282	Waste And Scrap Metal Of Iron/Steel	11 280 268	44 534 444	5 587 207	18 843 068
741	Heating And Cooling Equipments And Parts	26 951	460 733	237 962	13 599 796
684	Alumunium	1 043 025	4 620 004	3 059 820	12 372 720
784	Parts And Accessories Of The Motor Vehicles	12	257 087	452	10 577 212
048	Others	10 621 015	50 628 326	9 487 174	41 681 005
	Sub Total	22 981 868	184 420 603	18 384 258	168 713 568
atar					
511	Hydrocarbon And Their Halogenated, Nitrated Derivatives	11 011 256	40 889 127	13 041 867	49 773 877
671	Pig Iron,Spiegeleisen,Sponge Iron, And Ferro-Alloys	40 027 197	78 027 822	20 734 088	36 200 342
598	Miscellaneous Chemical Products	1 904 711	5 877 785	3 218 962	9 420 609
282	Waste And Scrap Metal Of Iron/Steel	636 240	1 761 070	393 143	892 953
571	Polymers Of Ethylene In Primary Forms	95 250	622 200	165 593	819 544
057	Others	412 710	2 432 380	214 920	1 259 143
	Sub Total	54 087 364	129 610 384	37 768 573	98 366 468
Bahrain					
334	Petroleum Products, Refined	0	26 249 800	0	20 675 080
281	Iron Ore And Concentrates	62 054 865	62 054 865	12 332 039	12 332 039
684	Alumunium	394 309	2 698 146	1 227 061	7 034 891
672	Ingots And Other Iron/Steel In Primary Forms	394 465	1 465 863	300 032	1 124 426
251	Pulp And Waste Paper	788 700	3 039 750	210 651	733 379
282	Others	347 966	579 668	171 911	349 972
	Sub Total	63 980 305	96 088 092	14 241 694	42 249 787
C prus					
278	Other Crude Minerals	0	650	0	1 987
059	Fruit And Vegetable Juices	0	702	0	1 089
	Sub Total	0	1 352	0	3 076
Oth.West Asia					
562	Fertilizers, Manufactured	0	600 000	0	238 058
764	Telecommunication Equipments And Parts	0	305	0	65 234
551	Essential Oils, Perfumes, And Flavour Materials	0	373	0	61 626
695	Tools For Used In The Hand Or In Machines	0	280	0	46 500
726	Printing/Book Binding Machinery And Parts	0	4 605	0	27 980
057	Others	0	8 289	0	60 058
	Sub Total	0	613 852	0	499 456
Eg pt					
562	Fertilizers, Manufactured	50 421 546	147 596 321	9 906 594	24 542 939

272	Fertilizers, Crude	23 400 000	58 800 000	3 088 800	5 898 866
061	Sugar, Molasses, And Honey	0	9 256 250	0	1 568 122
057	Fruit And Nut; Fresh Or Dried	419 674	2 097 506	287 811	1 488 844
263	Cotton	25 102	125 880	54 947	264 917
036	Others	524 540	1 843 141	466 262	1 668 773
	Sub Total	74 790 862	219 719 098	13 804 414	35 432 461
Lib an Arab Jamahiri a					
333	Petroleum Oil, Crude	135 706 100	399 202 700	107 531 445	311 711 608
	Sub Total	135 706 100	399 202 700	107 531 445	311 711 608
Moro o					
272	Fertilizers, Crude	0	81 509 000	0	9 037 718
842	Women'S Coats/Jacket, Not Knitted	4 720	25 001	271 984	1 366 179
845	Articles Of Apparel	900	5 150	52 376	242 571
841	Men'S Coats/Jackets, Not Knitted	354	4 653	20 146	231 376
844	Women'S Coats/Jackets, Knitted	610	3 709	30 580	201 675
075	Others	13 105	29 801	20 836	82 808
	Sub Total	19 689	81 577 314	395 922	11 162 327
Tunisia					
562	Fertilizers, Manufactured	0	24 800 000	0	3 149 600
282	Waste And Scrap Metal Of Iron/Steel	495 740	495 740	232 998	232 998
653	Fabrics, Woven, Of Man-Made Fibres	0	36 900	0	176 007
288	Non-Ferrous Base Metal Waste And Scraps	26 120	46 530	51 587	89 856
845	Articles Of Apparel	432	1 641	32 283	70 541
251	Others	42 610	125 355	104 236	254 012
	Sub Total	564 902	25 506 166	421 104	3 973 014
Algeria					
333	Petroleum Oil, Crude	125 855 027	125 855 027	109 091 413	109 091 413
	Sub Total	125 855 027	125 855 027	109 091 413	109 091 413
Sudan					
333	Petroleum Oil, Crude	74 229 596	152 279 596	63 069 452	122 951 525
282	Waste And Scrap Metal Of Iron/Steel	616 080	1 273 270	293 536	584 518
685	Lead	124 020	147 020	304 592	336 792
764	Telecommunication Equipments And Parts	50	1 557	1 409	196 921
263	Cotton	104 994	104 994	158 557	158 557
278	Others	152	101 648	4 784	20 451
	Sub Total	75 074 892	153 908 085	63 832 330	124 248 764
Namibia					
686	Zinc	346 264	2 049 576	817 670	5 096 693
282	Waste And Scrap Metal Of Iron/Steel	427 860	779 990	206 000	320 794
778	Electrical Machinery And Apparatus	0	26	0	303
	Sub Total	774 124	2 829 592	1 023 670	5 417 790
Ethiopia					
222	Oil Seeds Use For Extraction Ofsoft Fixed Vegetable Oils	1 078 792	1 918 792	381 990	779 243
685	Lead	228 060	266 720	598 286	690 490
211	Hides And Skins, Raw	39 006	55 188	287 500	371 500
263	Cotton	0	157 931	0	223 446
611	Leathers	433	1 407	115 297	221 734
287	Others	65 000	175 852	62 108	176 281
	Sub Total	1 411 291	2 575 890	1 445 181	2 462 694
Tan ania, United Republi Of					
263	Cotton	902 135	4 251 847	1 257 447	6 135 598
282	Waste And Scrap Metal Of Iron/Steel	1 454 345	1 789 155	716 263	858 557
292	Crude Vegetable Materials	99 150	219 150	158 640	350 640
222	Oil Seeds Use For Extraction Ofsoft Fixed Vegetable Oils	0	1 007 249	0	316 656
265	Vegetable Textile Fibres,Raw Or Processed;Waste Of These Fibres	36 790	120 790	40 983	137 163
071	Others	16 300	74 417	4 811	44 967
	Sub Total	2 508 720	7 462 608	2 178 144	7 843 581
Madagas ar					
551	Essential Oils, Perfumes, And Flavour Materials	52 800	158 400	320 827	936 063
223	Oil Seeds Use For Extraction Of Other Fixed Vegetable Oils	0	18 000	0	100 848
265	Vegetable Textile Fibres,Raw Or Processed;Waste Of These Fibres	0	26 448	0	28 828
841	Men'S Coats/Jackets, Not Knitted	170	456	10 382	24 771
845	Articles Of Apparel	3	121	740	9 940
842	Others	2	2	95	95
	Sub Total	52 975	203 427	332 044	1 100 545
Somalia					
844	Women'S Coats/Jackets, Knitted	0	12	0	344
	Sub Total	0	12	0	344
Ken a					
074	Tea And Mate	157 738	615 715	347 267	1 322 522
292	Crude Vegetable Materials	212 702	654 333	352 554	1 147 790
523	Metallicsalts And Peroxysalts	816 750	4 034 250	196 020	879 120
611	Leathers	25 663	61 218	256 195	607 245
642	Paper And Paperboard Cut To Size/Shape And Article Of Papers	0	230 000	0	464 000
265	Others	32 118	244 706	39 545	229 336

Sub Total	1 244 971	5 840 222	1 191 581	4 650 013
Reunion				
251 Pulp And Waste Paper	355 340	1 684 790	85 992	390 126
699 Manufactures Of Base Metals	12	24	585	1 532
784 Parts And Accessories Of The Motor Vehicles	0	7	0	408
892 Printed Matter	0	1	0	7
Sub Total	355 352	1 684 822	86 577	392 073
Mo ambie				
263 Cotton	300 223	2 292 015	374 908	3 036 145
282 Waste And Scrap Metal Of Iron/Steel	478 625	830 480	174 228	320 600
222 Oil Seeds Use For Extraction Ofsoft Fixed Vegetable Oils	92 659	92 659	43 884	43 884
054 Vegetables, Fresh, Chilled, Frozen Or Simply Preserved	0	130 830	0	37 287
122 Tobacco, Manufactured	0	116	0	473
Sub Total	871 507	3 346 100	593 020	3 438 389
Botswana				
724 Textile/Leather Machinery And Parts	0	432	0	3 231
658 Made-Up Articles, Wholly/Chiefly Of Textile Materials	6	6	97	97
Sub Total	6	438	97	3 328
Togo				
282 Waste And Scrap Metal Of Iron/Steel	973 740	2 555 062	428 770	1 066 203
263 Cotton	341 755	441 582	593 218	734 949
248 Wood,Simply Worked And Railway Sleeper Of Wood	0	11 300	0	13 233
581 Tubes, Pipes, And Hoses Of Plastics	0	120	0	543
Sub Total	1 315 495	3 008 064	1 021 988	1 814 928
Ghana				
248 Wood,Simply Worked And Railway Sleeper Of Wood	81 676	187 892	59 885	198 748
263 Cotton	0	91 004	0	143 449
282 Waste And Scrap Metal Of Iron/Steel	0	157 150	0	57 831
287 Ores And Concentrates Of Basemetals	28 780	50 800	27 917	49 166
Sub Total	110 456	486 846	87 802	449 194
Liberia				
282 Waste And Scrap Metal Of Iron/Steel	0	37 050	0	12 319
685 Lead	0	27 150	0	5 702
287 Ores And Concentrates Of Basemetals	0	28 990	0	2 899
744 Mechanical Handling Equipments And Parts	0	1	0	190
Sub Total	0	93 191	0	21 110
Guinea				
248 Wood,Simply Worked And Railway Sleeper Of Wood	167 117	227 942	169 206	223 441
741 Heating And Cooling Equipments And Parts	0	8	0	159
Sub Total	167 117	227 950	169 206	223 600
Angola				
081 Feeding Stuff For Animals	160 000	320 000	145 600	288 000
592 Starches, Inulin, And Wheat Glutenal Buminoidal Substances; Glues	12 000	12 000	18 000	18 000
Sub Total	172 000	332 000	163 600	306 000
Congo				
248 Wood,Simply Worked And Railway Sleeper Of Wood	0	13 500	0	49 644
771 Electric Power Machinery And Parts	1 202	1 202	10 647	10 647
Sub Total	1 202	14 702	10 647	60 291
Cameroon				
072 Cocoa	803 953	2 409 384	2 114 850	5 831 872
263 Cotton	0	342 954	0	517 115
248 Wood,Simply Worked And Railway Sleeper Of Wood	101 762	321 758	109 498	345 056
685 Lead	0	78 510	0	174 292
742 Pumps For Liquid And Parts	10 060	10 060	86 736	86 736
598 Others	27 948	40 741	76 365	127 579
Sub Total	943 723	3 203 407	2 387 449	7 082 650
Nigeria				
333 Petroleum Oil, Crude	0	123 518 892	0	103 290 132
072 Cocoa	0	1 008 800	0	2 440 019
263 Cotton	324 583	1 517 291	439 943	1 721 301
685 Lead	110 303	216 129	325 210	595 568
248 Wood,Simply Worked And Railway Sleeper Of Wood	180 552	648 069	152 686	477 908
695 Others	0	1 974	0	44 037
Sub Total	615 438	126 911 155	917 839	108 568 965
Sierra Leone				
248 Wood,Simply Worked And Railway Sleeper Of Wood	0	87 000	0	35 235
778 Electrical Machinery And Apparatus	0	2 584	0	24 705
843 Men'S Coats/Jackets, Knitted	0	32	0	1 864
844 Women'S Coats/Jackets, Knitted	10	10	1 554	1 554
898 Musical Instrument And Parts/Accessories	0	40	0	435
749 Others	9	42	277	417
Sub Total	19	89 708	1 831	64 210
Gabon				
635 Wood Manufactures	0	38 850	0	88 298
625 Rubber Tyre,Tyre Cases,Tyre Treads,Inner Tubes, And Tyre Flaps	0	19 220	0	42 668

771	Electric Power Machinery And Parts	0	2 376	0	13 857
	Sub Total	0	60 446	0	144 823
Cote D'Ivoire					
072	Cocoa	1 001 000	7 407 400	2 698 356	17 303 041
263	Cotton	984 283	1 810 371	1 527 701	2 743 936
282	Waste And Scrap Metal Of Iron/Steel	1 316 285	1 425 280	639 580	675 221
685	Lead	54 245	54 245	11 391	11 391
287	Ores And Concentrates Of Basemetals	0	53 975	0	5 398
694	Others	6	6	82	82
	Sub Total	3 355 819	10 751 277	4 877 110	20 739 069
Senegal					
287	Ores And Concentrates Of Basemetals	0	158 320	0	15 832
874	Measuring, Checking, Analysing, And Controlling Instrument And Apparatus	0	900	0	11 300
685	Lead	0	25 860	0	5 431
772	Electrical Apparatus For Making And Breaking Electrical Circuits	0	195	0	1 926
513	Carboxylic Acids, And Their Anhydrides, Halides, Peroxides	217	217	647	647
642	Others	18	18	25	25
	Sub Total	235	185 510	672	35 161
Mauritania					
575	Other Plastics In Primary Forms	0	211 260	0	317 961
282	Waste And Scrap Metal Of Iron/Steel	209 480	209 480	76 670	76 670
651	Textile Yarns	0	34 013	0	69 696
582	Plates, Sheets, And Film Of Plastics	0	533	0	1 141
724	Textile/Leather Machinery And Parts	0	435	0	928
	Sub Total	209 480	455 721	76 670	466 396
Mali					
263	Cotton	0	516 030	0	744 461
251	Pulp And Waste Paper	0	149 900	0	31 479
784	Parts And Accessories Of The Motor Vehicles	0	32	0	725
694	Nails, Screws, Nuts, Bolts, Rivets Of Iron/Steel Or Copper	0	1	0	37
	Sub Total	0	665 963	0	776 702
Benin					
263	Cotton	2 678 156	4 482 699	4 251 419	7 036 440
282	Waste And Scrap Metal Of Iron/Steel	0	1 696 640	0	644 554
287	Ores And Concentrates Of Basemetals	0	155 190	0	15 519
	Sub Total	2 678 156	6 334 529	4 251 419	7 696 513
Burkina Faso					
263	Cotton	1 018 485	2 099 492	1 662 079	3 293 667
749	Non-Electric Parts And Accessories Of Machineries	10	10	351	351
841	Men'S Coats/Jackets, Not Knitted	0	3	0	136
	Sub Total	1 018 495	2 099 505	1 662 430	3 294 154
Gambia					
685	Lead	0	53 390	0	11 212
	Sub Total	0	53 390	0	11 212
U.S. Virgin Islands					
335	Residual Petroleum Products, And Related Materials	0	144 000	0	22 032
652	Cotton Fabrics, Woven	0	304	0	2 485
842	Women'S Coats/Jacket, Not Knitted	0	4	0	312
	Sub Total	0	144 308	0	24 829
Senegal					
598	Miscellaneous Chemical Products	3 000	6 000	102 450	204 900
746	Ball Or Roller Bearings	0	116	0	257
	Sub Total	3 000	6 116	102 450	205 157
Uganda					
263	Cotton	708 530	708 530	1 236 087	1 236 087
282	Waste And Scrap Metal Of Iron/Steel	0	21 800	0	8 001
	Sub Total	708 530	730 330	1 236 087	1 244 088
Central African Republic					
263	Cotton	199 992	1 624 897	309 734	2 565 877
282	Waste And Scrap Metal Of Iron/Steel	0	2 074 450	0	768 507
	Sub Total	199 992	3 699 347	309 734	3 334 384
Niger					
098	Edible Products And Preparations	0	6 389	0	19 118
273	Stone, Sand And Gravel	0	27 400	0	5 900
679	Tubes, Pipes, Hollow Profile, Pipe Fitting Of Iron/Steel	0	26	0	5 692
776	Thermionic, Cold Cathode, And Photo Cathode Valves/Tubes	0	66	0	1 192
664	Glass	41	41	231	231
	Sub Total	41	33 922	231	32 133
Chad					
263	Cotton	99 729	555 790	112 790	758 734

Sub Total		99 729	555 790	112 790	758 734
Saint Helena					
642 Paper And Paperboard Cut To Size/Shape And Article Of Papers	0	5 789	0	22 363	
621 Materials Of Rubber	0	351	0	1 727	
725 Papermill/Pulpmill Machinery And Paper Cutting Machines	0	20	0	1 002	
748 Transmission Shafts And Cranks	734	734	968	968	
892 Printed Matter	0	3	0	947	
679 Others	37	618	491	1 201	
Sub Total	771	7 515	1 459	28 208	
Sao Tome And Principe					
741 Heating And Cooling Equipments And Parts	0	174	0	11 121	
Sub Total	0	174	0	11 121	
Swaziland					
684 Aluminium	0	396 757	0	1 069 260	
251 Pulp And Waste Paper	0	1 758 417	0	1 038 514	
885 Watches And Clocks	395	557	390 727	808 705	
263 Cotton	0	497 348	0	727 577	
728 Other Machines And Equipment Specialized For Particular Industry	539	1 572	9 147	202 716	
058 Others	20 328	46 629	251 364	600 446	
Sub Total	21 262	2 701 280	651 238	4 447 218	
South Africa					
251 Pulp And Waste Paper	8 159 320	33 983 266	6 231 371	28 109 463	
282 Waste And Scrap Metal Of Iron/Steel	4 609 685	21 067 986	1 912 734	8 405 578	
672 Ingots And Other Iron/Steel In Primary Forms	2 993 100	9 414 660	2 172 991	5 910 337	
263 Cotton	939 524	3 381 356	1 328 152	4 986 462	
057 Fruit And Nut; Fresh Or Dried	539 095	2 414 160	559 203	3 340 384	
048 Others	3 838 656	15 642 004	6 575 995	23 051 842	
Sub Total	21 079 380	85 903 432	18 780 446	73 804 066	
Zimbabwe					
263 Cotton	74 672	2 041 422	142 523	3 026 552	
278 Other Crude Minerals	0	1 008 000	0	276 438	
121 Tobacco, Unmanufactured And Refused	0	6 902	0	23 800	
651 Textile Yarns	0	11 223	0	23 007	
074 Tea And Mate	0	600	0	6 084	
611 Others	59	68	915	1 029	
Sub Total	74 731	3 068 215	143 438	3 356 910	
Ghana					
682 Copper	0	393 402	0	3 156 934	
263 Cotton	0	556 701	0	756 400	
Sub Total	0	950 103	0	3 913 334	
Malawi					
263 Cotton	400 984	2 072 206	551 180	2 859 367	
Sub Total	400 984	2 072 206	551 180	2 859 367	
Mauritius					
575 Other Plastics In Primary Forms	394 679	1 239 682	609 342	1 907 568	
679 Tubes, Pipes, Hollow Profile, Pipe Fitting Of Iron/Steel	1 700	875 676	6 160	793 157	
582 Plates, Sheets, And Film Of Plastics	96 910	126 417	468 907	543 595	
651 Textile Yarns	51 136	149 821	125 868	311 109	
724 Textile/Leather Machinery And Parts	77 578	78 688	298 745	302 269	
034 Others	85 150	432 564	264 570	856 085	
Sub Total	707 153	2 902 848	1 773 592	4 713 783	
Rwanda					
676 Iron/Steel Bars, Rods, Angles, Shaped And Sections	0	103 074	0	89 788	
598 Miscellaneous Chemical Products	0	463	0	1 050	
784 Parts And Accessories Of The Motor Vehicles	15	15	12	12	
Sub Total	15	103 552	12	90 850	
Virgin Islands (British)					
773 Equipment For Distributing Electricity	0	253 797	0	1 174 630	
523 Metallicsalts And Peroxysalts	0	332 600	0	314 675	
524 Other Inorganic Chemicals;Chemical Compound Of Precious Metals	132 000	312 000	100 980	230 160	
899 Other Miscellaneous Manufactured Articles	34 450	125 571	52 500	187 202	
699 Manufactures Of Base Metals	0	103 691	0	142 398	
285 Others	204	904 843	65	193 075	
Sub Total	166 654	2 032 502	153 545	2 242 140	
Australia					
041 Wheat And Meslin, Unmilled	162 954 500	474 949 979	75 748 836	215 479 687	
001 Live Animals Other Than Fish	14 792 818	63 730 135	27 632 738	112 188 946	
684 Aluminium	7 021 388	29 937 174	20 906 837	82 318 808	
682 Copper	3 776 664	8 412 915	31 944 446	65 396 989	
285 Aluminium Ores And Concentrates	44 880 000	157 080 500	17 385 268	60 811 902	
011 Others	214 687 011	1 153 410 570	174 638 755	695 842 727	
Sub Total	448 112 381	1 887 521 273	348 256 880	1 232 039 059	

New ealand					
022	Milk,Cream, And Milk Products Other Than Butter Or Cheese	3 767 860	25 066 007	17 040 924	90 110 528
282	Waste And Scrap Metal Of Iron/Steel	15 657 940	68 364 748	7 598 753	27 895 622
098	Edible Products And Preparations	1 196 740	4 985 567	5 272 419	22 480 067
081	Feeding Stuff For Animals	10 829 104	38 121 898	6 563 275	21 792 923
011	Meat Of Bovine Animals Fresh, Chilled Or Frozen	2 390 508	7 417 790	6 858 450	20 746 099
012	Others	22 571 890	83 124 423	20 950 656	83 891 734
	Sub Total	56 414 042	227 080 433	64 284 477	266 916 973
Guam					
334	Petroleum Products, Refined	0	580	0	1 408
	Sub Total	0	580	0	1 408
Nauru					
745	Other Non-Electrical Machinery, Tools, And Mechanical Apparatus	0	7 826	0	461 975
642	Paper And Paperboard Cut To Size/Shape And Article Of Papers	225	225	3 867	3 867
	Sub Total	225	8 051	3 867	465 842
New Caledonia					
764	Telecommunication Equipments And Parts	0	4 307	0	15 033
749	Non-Electric Parts And Accessories Of Machineries	0	67	0	4 672
898	Musical Instrument And Parts/Accessories	0	129	0	1 470
	Sub Total	0	4 503	0	21 175
British Indian Ocean Territory					
741	Heating And Cooling Equipments And Parts	0	338	0	63 897
625	Rubber Tyre,Tyre Cases,Tyre Treads,Inner Tubes, And Tyre Flaps	413	413	1 155	1 155
	Sub Total	413	751	1 155	65 052
American Samoa					
263	Cotton	201 564	1 589 939	338 805	2 483 351
723	Civil Engineering And Contractor Plants And Equipments/Parts	0	61 868	0	748 004
282	Waste And Scrap Metal Of Iron/Steel	0	1 452 527	0	530 172
781	Passenger Motor Cars	10 079	33 977	78 845	245 980
081	Feeding Stuff For Animals	0	248 758	0	201 424
541	Others	15 263	34 568	194 682	554 989
	Sub Total	226 906	3 421 637	612 332	4 763 920
Cook Islands					
291	Crude Animal Materials	0	16 000	0	5 600
	Sub Total	0	16 000	0	5 600
Fiji					
273	Stone, Sand And Gravel	2 052	2 052	12 316	12 316
282	Waste And Scrap Metal Of Iron/Steel	0	20 840	0	8 023
652	Cotton Fabrics, Woven	0	625	0	1 828
278	Other Crude Minerals	0	82	0	646
	Sub Total	2 052	23 599	12 316	22 813
Kiribati					
694	Nails, Screws, Nuts, Bolts, Rivets Of Iron/Steel Or Copper	7	7	414	414
	Sub Total	7	7	414	414
Samoa					
772	Electrical Apparatus For Making And Breaking Electrical Circuits	0	22 679	0	139 860
778	Electrical Machinery And Apparatus	0	8 531	0	85 903
813	Lighting Fixtures And Fittings	0	9 335	0	57 575
	Sub Total	0	40 545	0	283 338
Solomon Islands					
282	Waste And Scrap Metal Of Iron/Steel	0	2 090 660	0	772 137
776	Thermionic, Cold Cathode, And Photo Cathode Valves/Tubes	0	11	0	47 100
	Sub Total	0	2 090 671	0	819 237
Tonga					
292	Crude Vegetable Materials	420	3 100	2 312	17 423
	Sub Total	420	3 100	2 312	17 423
Tuvalu					
772	Electrical Apparatus For Making And Breaking Electrical Circuits	9	9	97	97
	Sub Total	9	9	97	97
Christmas Islands					
892	Printed Matter	45	45	14 700	14 700
	Sub Total	45	45	14 700	14 700
United States Minor Outlying Island					
655	Knitted Or Crocheted Fabrics	63	63	480	480
	Sub Total	63	63	480	480
Cook (Keeling) Islands					
749	Non-Electric Parts And Accessories Of Machineries	0	3 000	0	5 000

	Sub Total	0	3 000	0	5 000
Tokelau					
653	Fabrics, Woven, Of Man-Made Fibres	0	95	0	2 519
	Sub Total	0	95	0	2 519
East Timor					
071	Coffee And Coffee Substitutes	0	11 943	0	23 887
282	Waste And Scrap Metal Of Iron/Steel	0	80 000	0	21 708
223	Oil Seeds Use For Extraction Of Other Fixed Vegetable Oils	0	14 000	0	7 000
057	Fruit And Nut; Fresh Or Dried	0	13 500	0	2 025
	Sub Total	0	119 443	0	54 620
United States					
792	Aircraft And Associated Equipments And Parts	139 077	507 556	97 894 673	256 157 919
041	Wheat And Meslin, Unmilled	112 532 467	508 440 067	51 490 371	220 107 576
222	Oil Seeds Use For Extraction Ofsoft Fixed Vegetable Oils	158 394 691	353 000 081	100 914 862	202 471 630
263	Cotton	24 136 853	90 187 905	40 799 926	140 766 792
081	Feeding Stuff For Animals	61 015 532	225 690 944	33 156 644	117 805 864
011	Others	230 318 956	814 864 613	450 576 698	1 520 119 728
	Sub Total	586 537 576	1 992 691 166	774 833 174	2 457 429 509
Canada					
041	Wheat And Meslin, Unmilled	175 936 000	578 810 146	83 791 274	237 048 502
562	Fertilizers, Manufactured	75 401 000	312 749 000	43 410 600	149 449 750
251	Pulp And Waste Paper	30 612 416	116 745 182	23 260 677	88 794 817
792	Aircraft And Associated Equipments And Parts	16 853	47 053	11 100 000	21 073 277
723	Civil Engineering And Contractor Plants And Equipments/Parts	112 018	652 157	1 172 208	9 896 502
011	Others	8 137 079	40 866 272	24 659 488	92 226 719
	Sub Total	290 215 366	1 049 869 810	187 394 247	598 489 567
Me i o					
764	Telecommunication Equipments And Parts	27 177	49 228	4 854 760	13 192 554
752	Automatic Data Processing Machines And Their Units	13 176	34 469	850 824	3 263 178
282	Waste And Scrap Metal Of Iron/Steel	0	5 294 831	0	1 998 053
541	Medicinal And Pharmaceutical Products	2 600	14 007	250 359	1 819 333
071	Coffee And Coffee Substitutes	99 750	256 500	680 413	1 728 136
081	Others	1 776 185	5 772 261	6 266 548	18 999 692
	Sub Total	1 918 888	11 421 296	12 902 904	41 000 946
Guatemala					
282	Waste And Scrap Metal Of Iron/Steel	312 815	823 210	147 023	343 465
685	Lead	0	88 028	0	18 486
551	Essential Oils, Perfumes, And Flavour Materials	190	336	14 119	18 104
724	Textile/Leather Machinery And Parts	0	7 510	0	7 337
075	Spices	0	3 691	0	2 236
514	Others	0	1 580	0	3 682
	Sub Total	313 005	924 355	161 142	393 310
Honduras					
282	Waste And Scrap Metal Of Iron/Steel	0	815 940	0	282 509
842	Women'S Coats/Jacket, Not Knitted	130	130	10 499	10 499
845	Articles Of Apparel	14	282	1 176	10 018
844	Women'S Coats/Jackets, Knitted	73	155	5 904	8 725
652	Cotton Fabrics, Woven	0	382	0	6 062
248	Others	96	7 877	7 381	16 927
	Sub Total	313	824 766	24 960	334 740
Ni aragua					
748	Transmission Shafts And Cranks	1	947	42	22 009
699	Manufactures Of Base Metals	0	684	0	13 295
749	Non-Electric Parts And Accessories Of Machineries	2	675	3	10 150
742	Pumps For Liquid And Parts	0	682	0	8 324
713	Internal Combustion Piston Engines And Parts	1	447	13	6 033
621	Others	11	23 063	266	29 776
	Sub Total	15	26 498	324	89 587
Panama					
515	Organo-Inorganic And Heterocyclic Compounds	600	800	59 400	79 200
724	Textile/Leather Machinery And Parts	29 200	29 200	59 098	59 098
575	Other Plastics In Primary Forms	0	23 750	0	29 688
742	Pumps For Liquid And Parts	190	414	11 816	25 602
748	Transmission Shafts And Cranks	74	195	4 655	14 595
522	Others	19 025	20 633	18 195	41 737
	Sub Total	49 089	74 992	153 164	249 920
Cuba					
542	Medicaments, Including Veterinary Medicaments	13	13	23 540	23 540
	Sub Total	13	13	23 540	23 540
Cura ao					
759	Parts And Accessories For Machine Of Heading 751 Or 752	0	79 068	0	61 200
772	Electrical Apparatus For Making And Breaking Electrical Circuits	0	7	0	11 213
	Sub Total	0	79 075	0	72 413
Suriname					
744	Mechanical Handling Equipments And Parts	0	1	0	309

	Sub Total	0	1	0	309
Chile					
281	Iron Ore And Concentrates	154 183 000	420 750 000	22 603 513	54 906 333
251	Pulp And Waste Paper	14 547 948	38 401 263	11 096 420	28 582 594
784	Parts And Accessories Of The Motor Vehicles	64 368	145 699	825 339	1 896 208
057	Fruit And Nut; Fresh Or Dried	941 912	1 042 689	1 692 265	1 889 039
562	Fertilizers, Manufactured	1 377 000	3 375 000	786 780	1 818 720
034	Others	871 575	4 109 840	1 182 657	4 318 461
	Sub Total	171 985 803	467 824 491	38 186 974	93 411 355
Vene uela					
651	Textile Yarns	0	164 619	0	650 242
511	Hydrocarbon And Their Halogenated, Nitrated Derivatives	0	52 424	0	73 837
591	Disinfectants, Insecticides, And Fungicides Put In Forms	0	9 200	0	36 784
542	Medicaments, Including Veterinary Medicaments	0	3 120	0	26 400
541	Medicinal And Pharmaceutical Products	0	500	0	18 888
621	Others	1 591	1 637	45 821	45 958
	Sub Total	1 591	231 500	45 821	852 109
Argentina					
081	Feeding Stuff For Animals	28 042 980	229 101 130	13 332 087	103 400 934
041	Wheat And Meslin, Unmilled	1 429 640	77 371 460	570 760	33 993 860
022	Milk,Cream, And Milk Products Other Than Butter Or Cheese	150 000	1 125 000	450 000	2 834 519
679	Tubes, Pipes, Hollow Profile, Pipe Fitting Of Iron/Steel	399 615	861 075	1 008 014	2 350 455
611	Leathers	240 657	433 670	405 270	618 900
035	Others	615 916	2 274 136	773 098	3 230 367
	Sub Total	30 878 808	311 166 471	16 539 229	146 429 035
Bra il					
672	Ingots And Other Iron/Steel In Primary Forms	0	225 695 861	0	136 984 992
281	Iron Ore And Concentrates	146 582 000	537 619 000	22 703 358	69 112 743
081	Feeding Stuff For Animals	35 101 319	132 589 198	17 466 565	63 630 872
263	Cotton	6 225 632	38 560 870	9 588 834	56 050 464
671	Pig Iron,Spiegeleisen,Sponge Iron, And Ferro-Alloys	30 759 603	66 137 847	15 717 473	34 010 201
012	Others	19 278 972	69 668 459	26 993 883	98 138 619
	Sub Total	237 947 526	1 070 271 235	92 470 113	457 927 891
Colombia					
591	Disinfectants, Insecticides, And Fungicides Put In Forms	206 430	302 430	468 526	689 326
513	Carboxylic Acids,And Their Anhydrides,Halides,Peroxides	18 899	217 499	25 020	242 488
575	Other Plastics In Primary Forms	15 000	44 000	50 550	137 560
514	Nitrogen-Function Compounds	0	20 000	0	94 400
081	Feeding Stuff For Animals	100 000	100 000	90 000	90 000
553	Others	15 577	22 466	123 283	194 134
	Sub Total	355 906	706 395	757 379	1 447 908
Boli ia					
522	Inorganic Chemical Elements, Oxides And Halogen Salts	96 000	312 000	67 392	203 976
248	Wood,Simply Worked And Railway Sleeper Of Wood	0	16 102	0	24 362
679	Tubes, Pipes, Hollow Profile, Pipe Fitting Of Iron/Steel	1	1	29	29
	Sub Total	96 001	328 103	67 421	228 367
Urugua					
679	Tubes, Pipes, Hollow Profile, Pipe Fitting Of Iron/Steel	564 110	564 110	1 432 740	1 432 740
036	Crustaceans, Molluscs, And Aquatic Invertebrates	728 691	728 691	407 429	407 429
611	Leathers	0	60 476	0	107 918
248	Wood,Simply Worked And Railway Sleeper Of Wood	0	264 615	0	107 705
554	Soap,Cleansing And Polishing Preparations	16 280	33 302	46 072	82 668
081	Others	0	20 593	0	15 516
	Sub Total	1 309 081	1 671 787	1 886 241	2 153 976
Paragua					
611	Leathers	229 338	365 045	176 497	705 807
551	Essential Oils, Perfumes, And Flavour Materials	403	429	9 189	9 521
776	Thermionic, Cold Cathode, And Photo Cathode Valves/Tubes	0	142	0	4 332
724	Textile/Leather Machinery And Parts	0	106	0	898
	Sub Total	229 741	365 722	185 686	720 558
E uador					
282	Waste And Scrap Metal Of Iron/Steel	419 260	1 904 580	177 188	690 137
071	Coffee And Coffee Substitutes	0	81 000	0	607 500
673	Flat Rolled Products, Not Clad	0	113 905	0	324 099
292	Crude Vegetable Materials	40 000	120 000	38 000	114 000
034	Fish, Fresh, Chilled Or Frozen	18 145	18 145	99 958	99 958
057	Others	2 899	123 125	19 235	206 375
	Sub Total	480 304	2 360 755	334 381	2 042 069
Peru					
081	Feeding Stuff For Animals	3 067 990	7 279 901	2 882 360	6 804 533
057	Fruit And Nut; Fresh Or Dried	260 381	956 556	495 996	1 694 674
411	Animal Oils And Fats	148 908	341 856	185 425	432 400
288	Non-Ferrous Base Metal Waste And Scraps	21 220	21 220	95 490	95 490
266	Synthetic Fibres Suitable For Spinning	0	25 740	0	71 366
098	Others	28 709	141 636	60 209	275 119
	Sub Total	3 527 208	8 766 909	3 719 480	9 373 582

Gu ana					
759	Parts And Accessories For Machine Of Heading 751 Or 752	0	20 327	0	20 820
Sub Total		0	20 327	0	20 820
Trinidad And Tobago					
671	Pig Iron,Spiegeleisen,Sponge Iron, And Ferro-Alloys	0	27 553 920	0	10 986 678
282	Waste And Scrap Metal Of Iron/Steel	0	211 965	0	89 025
251	Pulp And Waste Paper	99 520	298 752	21 894	65 725
742	Pumps For Liquid And Parts	0	8	0	7
Sub Total		99 520	28 064 645	21 894	11 141 435
Bahamas					
282	Waste And Scrap Metal Of Iron/Steel	366 170	487 880	133 652	178 076
771	Electric Power Machinery And Parts	0	20	0	291
Sub Total		366 170	487 900	133 652	178 367
Jamai a					
282	Waste And Scrap Metal Of Iron/Steel	0	112 671	0	39 435
071	Coffee And Coffee Substitutes	0	210	0	11 970
842	Women'S Coats/Jacket, Not Knitted	0	70	0	2 960
Sub Total		0	112 951	0	54 365
Puerto Ri o					
515	Organo-Inorganic And Heterocyclic Compounds	3 052	3 102	1 121 440	2 057 440
764	Telecommunication Equipments And Parts	0	5 400	0	1 319 464
541	Medicinal And Pharmaceutical Products	604	915	122 794	300 189
772	Electrical Apparatus For Making And Breaking Electrical Circuits	178	976	63 515	290 192
542	Medicaments, Including Veterinary Medicaments	0	772	0	282 997
282	Others	1 281	447 333	84 819	445 908
Sub Total		5 115	458 498	1 392 568	4 696 190
Beli e					
081	Feeding Stuff For Animals	0	20 000	0	34 000
697	Household Equipment Of Base Metals	0	17 532	0	18 883
Sub Total		0	37 532	0	52 883
Domini an Republi					
282	Waste And Scrap Metal Of Iron/Steel	185 020	5 788 120	64 757	2 003 951
121	Tobacco, Unmanufactured And Refused	0	220	0	11 891
541	Medicinal And Pharmaceutical Products	0	103	0	5 442
772	Electrical Apparatus For Making And Breaking Electrical Circuits	87	87	3 901	3 901
759	Parts And Accessories For Machine Of Heading 751 Or 752	1	11	22	545
751	Others	1	11	19	421
Sub Total		185 109	5 788 552	68 699	2 026 151
El Sal ador					
282	Waste And Scrap Metal Of Iron/Steel	0	356 267	0	123 001
542	Medicaments, Including Veterinary Medicaments	0	600	0	11 558
744	Mechanical Handling Equipments And Parts	7	7	268	268
845	Articles Of Apparel	6	6	212	212
778	Electrical Machinery And Apparatus	0	3	0	61
Sub Total		13	356 883	480	135 100
Costa Ri a					
223	Oil Seeds Use For Extraction Of Other Fixed Vegetable Oils	4 514	13 228	683 400	2 175 423
759	Parts And Accessories For Machine Of Heading 751 Or 752	166	1 383	93 128	277 636
282	Waste And Scrap Metal Of Iron/Steel	0	573 172	0	199 170
611	Leathers	0	4 842	0	70 000
725	Papermill/Pulpmill Machinery And Paper Cutting Machines	3 400	3 400	64 598	64 598
582	Others	335	1 867	6 254	34 350
Sub Total		8 415	597 892	847 380	2 821 177
Haiti					
724	Textile/Leather Machinery And Parts	0	35 200	0	162 961
685	Lead	0	211 957	0	44 511
551	Essential Oils, Perfumes, And Flavour Materials	286	326	8 302	12 699
Sub Total		286	247 483	8 302	220 171
Barbados					
282	Waste And Scrap Metal Of Iron/Steel	0	44 145	0	15 751
Sub Total		0	44 145	0	15 751
Antigua And Barbuda					
679	Tubes, Pipes, Hollow Profile, Pipe Fitting Of Iron/Steel	0	1 665	0	2 136
761	Television Receivers	13	13	194	194
699	Manufactures Of Base Metals	1	1	11	11
Sub Total		14	1 679	205	2 341
Cape Verde					
841	Men'S Coats/Jackets, Not Knitted	3	62	127	4 685
Sub Total		3	62	127	4 685
Domini a					
724	Textile/Leather Machinery And Parts	2 800	2 800	21 983	21 983
772	Electrical Apparatus For Making And Breaking Electrical Circuits	15	29	680	1 209

759	Parts And Accessories For Machine Of Heading 751 Or 752	1	1	90	90
	Sub Total	2 816	2 830	22 753	23 282
Falkland Islands (Mal inas)					
653	Fabrics, Woven, Of Man-Made Fibres	5 202	5 202	96 183	96 183
	Sub Total	5 202	5 202	96 183	96 183
French Polynesia					
034	Fish, Fresh, Chilled Or Frozen	30 405	30 405	15 507	15 507
775	Household Type, Electrical/Non-Electrical Equipments	4	4	63	63
	Sub Total	30 409	30 409	15 570	15 570
Grenada					
662	Clay And Refractory Construction Materials	0	40 000	0	28 758
	Sub Total	0	40 000	0	28 758
Netherlands Antilles					
679	Tubes, Pipes, Hollow Profile, Pipe Fitting Of Iron/Steel	2	16 400	640	44 402
778	Electrical Machinery And Apparatus	50	1 702	1 404	29 582
642	Paper And Paperboard Cut To Size/Shape And Article Of Papers	2	23 802	50	28 002
775	Household Type, Electrical/Non-Electrical Equipments	2 787	2 884	9 976	10 065
874	Measuring, Checking, Analysing, And Controlling Instrument And Apparatus	2	88	1 003	8 141
054	Others	20 078	40 368	10 589	35 666
	Sub Total	22 921	85 244	23 662	155 858
Norfolk Islands					
282	Waste And Scrap Metal Of Iron/Steel	122 297	122 297	50 753	50 753
	Sub Total	122 297	122 297	50 753	50 753
United Kingdom					
251	Pulp And Waste Paper	30 745 994	134 596 363	7 139 852	31 502 392
716	Rotating Electric Plants And Parts	366 563	1 160 862	5 869 128	17 858 186
282	Waste And Scrap Metal Of Iron/Steel	620 020	26 797 016	247 160	13 290 827
515	Organo-Inorganic And Heterocyclic Compounds	639 799	2 735 492	2 709 973	9 745 704
288	Non-Ferrous Base Metal Waste And Scraps	1 399 232	5 114 222	2 674 743	9 488 779
034	Others	8 326 419	31 189 120	58 719 793	189 900 271
	Sub Total	42 098 027	201 593 075	77 360 649	271 786 159
Netherlands					
251	Pulp And Waste Paper	19 444 411	102 931 154	5 171 975	23 887 357
098	Edible Products And Preparations	987 472	2 424 018	6 072 178	14 206 111
515	Organo-Inorganic And Heterocyclic Compounds	1 584 563	5 177 088	4 078 225	13 165 624
022	Milk,Cream, And Milk Products Other Than Butter Or Cheese	1 169 968	3 360 443	3 879 107	10 379 192
516	Other Organic Chemicals	843 493	3 816 118	1 536 211	6 749 393
016	Others	7 610 492	33 406 306	31 148 134	130 214 993
	Sub Total	31 640 399	151 115 127	51 885 830	198 602 670
France					
792	Aircraft And Associated Equipments And Parts	6 174	153 532	4 991 318	153 610 642
772	Electrical Apparatus For Making And Breaking Electrical Circuits	246 872	1 227 790	5 615 357	28 449 414
723	Civil Engineering And Contractor Plants And Equipments/Parts	1 025 495	2 356 928	10 337 065	23 974 748
679	Tubes, Pipes, Hollow Profile, Pipe Fitting Of Iron/Steel	1 545 209	5 804 823	3 420 895	14 744 774
022	Milk,Cream, And Milk Products Other Than Butter Or Cheese	1 565 995	4 731 494	4 508 581	12 326 548
012	Others	18 439 104	68 895 226	62 431 574	208 130 944
	Sub Total	22 828 849	83 169 793	91 304 790	441 237 070
Germany					
764	Telecommunication Equipments And Parts	311 085	984 590	46 584 622	111 056 960
728	Other Machines And Equipment Specialized For Particular Industry	280 731	1 920 801	10 851 534	58 618 976
752	Automatic Data Processing Machines And Their Units	41 939	84 699	16 330 759	45 144 773
741	Heating And Cooling Equipments And Parts	300 607	1 200 120	21 016 244	44 778 357
745	Other Non-Electrical Machinery, Tools, And Mechanical Apparatus	112 545	733 240	2 020 243	39 442 511
022	Others	77 169 267	264 151 709	212 276 304	720 808 548
	Sub Total	78 216 174	269 075 159	309 079 706	1 019 850 125
Austria					
776	Thermionic, Cold Cathode, And Photo Cathode Valves/Tubes	30 090	125 043	16 373 680	43 968 521
716	Rotating Electric Plants And Parts	70 086	455 604	2 636 415	14 184 346
251	Pulp And Waste Paper	1 448 969	9 760 084	1 242 192	8 853 999
728	Other Machines And Equipment Specialized For Particular Industry	27 126	30 299	7 574 437	7 837 515
744	Mechanical Handling Equipments And Parts	76 002	958 388	598 023	7 442 593
059	Others	1 978 896	10 865 105	10 608 930	43 944 314
	Sub Total	3 631 169	22 194 523	39 033 677	126 231 288
Belgium					
515	Organo-Inorganic And Heterocyclic Compounds	1 533 109	6 282 562	5 601 010	20 461 987
251	Pulp And Waste Paper	5 419 090	51 497 797	1 336 832	11 964 879
724	Textile/Leather Machinery And Parts	275 797	432 059	5 402 615	6 950 473
046	Meal And Flour Of Wheat And Flour Of Meslin	6 429 750	13 608 250	3 564 793	6 799 558
575	Other Plastics In Primary Forms	841 427	2 316 520	2 314 249	6 285 638
017	Others	13 199 196	42 919 519	33 551 390	114 769 670
	Sub Total	27 698 369	117 056 707	51 770 889	167 232 205
Switzerland					
764	Telecommunication Equipments And Parts	108 979	383 875	6 825 736	22 361 420
724	Textile/Leather Machinery And Parts	293 916	544 310	8 837 827	15 020 711
515	Organo-Inorganic And Heterocyclic Compounds	201 028	1 619 302	2 886 240	11 585 941

533	Pigments, Paints, Varnishes, And Related Materials	109 292	278 556	1 573 155	10 121 548
726	Printing/Book Binding Machinery And Parts	9 465	137 654	762 346	9 977 152
022	Others	14 171 692	26 812 718	37 086 738	107 839 370
	Sub Total	14 894 372	29 776 415	57 972 042	176 906 142
Lu embourg					
749	Non-Electric Parts And Accessories Of Machineries	2 310	48 543	39 283	924 923
676	Iron/Steel Bars, Rods, Angels, Shaped And Sections	272 134	618 594	286 156	570 408
553	Perfumery, Cosmetics, And Toilet Preparations	2 333	4 831	43 168	84 859
657	Special Yarns,Textile Fabrics	1 799	5 188	16 935	46 764
656	Tulle,Lace,Embroidery,Ribbons,Trimmings And Other Small Wares	0	436	0	37 101
621	Others	5 118	5 904	44 729	70 925
	Sub Total	283 694	683 496	430 271	1 734 980
Mona o					
542	Medicaments, Including Veterinary Medicaments	70	216	58 625	168 335
553	Perfumery, Cosmetics, And Toilet Preparations	581	1 384	22 944	53 713
575	Other Plastics In Primary Forms	0	1 577	0	13 907
774	Electrical Apparatus For Medical Purposes And Radiological Apparatus	0	264	0	12 331
541	Medicinal And Pharmaceutical Products	197	546	2 050	5 125
292	Others	22	474	231	7 060
	Sub Total	870	4 461	83 850	260 471
Denmark					
022	Milk,Cream, And Milk Products Other Than Butter Or Cheese	682 000	1 197 500	3 043 993	6 064 276
098	Edible Products And Preparations	81 761	619 289	375 103	4 685 383
542	Medicaments, Including Veterinary Medicaments	19 647	22 950	862 917	2 504 791
741	Heating And Cooling Equipments And Parts	472	43 119	23 886	1 620 561
598	Miscellaneous Chemical Products	17 563	89 091	66 975	1 078 604
025	Others	368 724	1 784 098	3 525 292	14 659 300
	Sub Total	1 170 167	3 756 047	7 898 166	30 612 915
Norwa					
562	Fertilizers, Manufactured	11 613 891	42 141 605	7 895 205	24 913 449
744	Mechanical Handling Equipments And Parts	19 670	366 823	415 277	6 726 965
713	Internal Combustion Piston Engines And Parts	1 353	297 581	137 373	6 364 658
511	Hydrocarbon And Their Halogenated, Nitrated Derivatives	0	3 042 620	0	4 275 520
723	Civil Engineering And Contractor Plants And Equipments/Parts	14 523	29 392	3 582 026	4 080 265
034	Others	2 814 251	7 636 536	4 644 071	20 894 591
	Sub Total	14 463 688	53 514 557	16 673 952	67 255 448
Sweden					
764	Telecommunication Equipments And Parts	221 135	1 507 857	59 502 296	175 274 403
251	Pulp And Waste Paper	12 956 239	44 187 715	8 928 302	35 014 652
723	Civil Engineering And Contractor Plants And Equipments/Parts	242 204	517 861	15 041 480	17 028 799
725	Papermill/Pulpmill Machinery And Paper Cutting Machines	627 513	739 049	9 459 348	12 176 775
782	Motor Vehicle For The Transportation Of Goods	335 167	1 305 327	2 139 182	11 658 769
022	Others	6 064 125	19 937 519	20 582 596	84 293 839
	Sub Total	20 446 383	68 195 328	115 653 204	335 447 237
Finland					
764	Telecommunication Equipments And Parts	59 392	287 841	8 833 367	26 324 607
725	Papermill/Pulpmill Machinery And Paper Cutting Machines	419 864	1 012 194	6 213 856	12 435 206
713	Internal Combustion Piston Engines And Parts	12 562	267 490	335 878	9 466 884
641	Papers And Paperboards	904 064	6 760 475	712 132	5 512 016
683	Nickel	21 200	126 290	662 523	3 592 991
073	Others	6 557 704	10 773 543	15 076 575	35 418 542
	Sub Total	7 974 786	19 227 833	31 834 331	92 750 246
Ireland					
752	Automatic Data Processing Machines And Their Units	7 888	18 342	3 210 979	5 118 936
714	Engines And Motors, Non-Electric And Parts	4 419	4 419	3 997 925	3 997 925
542	Medicaments, Including Veterinary Medicaments	3 783	11 210	874 611	3 811 560
098	Edible Products And Preparations	260 131	339 566	1 163 968	3 538 000
551	Essential Oils, Perfumes, And Flavour Materials	112 272	347 599	1 176 566	3 428 595
022	Others	2 291 637	8 644 150	2 428 784	11 437 897
	Sub Total	2 680 130	9 365 286	12 852 833	31 332 913
Ital					
728	Other Machines And Equipment Specialized For Particular Industry	341 677	1 378 287	4 029 373	34 109 597
723	Civil Engineering And Contractor Plants And Equipments/Parts	2 155 790	6 471 290	6 670 167	20 358 114
764	Telecommunication Equipments And Parts	95 296	206 388	6 484 350	16 595 362
745	Other Non-Electical Machinery, Tools, And Mechanical Apparatus	48 718	420 241	3 568 385	15 944 038
679	Tubes, Pipes, Hollow Profile, Pipe Fitting Of Iron/Steel	337 976	2 530 369	2 371 714	15 409 827
024	Others	23 335 816	62 189 236	60 023 440	206 731 822
	Sub Total	26 315 273	73 195 811	83 147 429	309 148 760
Spain					
533	Pigments, Paints, Varnishes, And Related Materials	2 403 848	7 469 000	3 695 833	10 696 805
679	Tubes, Pipes, Hollow Profile, Pipe Fitting Of Iron/Steel	278 601	1 592 109	794 038	7 776 436
691	Structures And Parts Of Iron/Steel Or Aluminium	1 018 757	1 851 937	1 894 215	6 249 698
772	Electrical Apparatus For Making And Breaking Electrical Circuits	20 786	108 433	630 663	3 902 487
625	Rubber Tyre,Tyre Cases,Tyre Treads,Inner Tubes, And Tyre Flaps	99 609	411 766	799 207	3 004 632
022	Others	3 966 322	14 550 639	13 743 202	48 137 928
	Sub Total	7 787 923	25 983 884	21 557 158	79 767 986
Portugal					
845	Articles Of Apparel	3 254	17 481	182 956	907 593

844	Women'S Coats/Jackets, Knitted	1 484	8 017	95 944	445 067
842	Women'S Coats/Jacket, Not Knitted	709	3 305	68 305	264 746
697	Household Equipment Of Base Metals	18 122	94 162	56 710	255 221
841	Men'S Coats/Jackets, Not Knitted	425	4 447	19 665	246 044
059	Others	299 856	714 008	371 858	1 388 235
	Sub Total	323 850	841 420	795 438	3 506 906
Iceland					
278	Other Crude Minerals	8 296 288	8 296 288	751 656	751 656
542	Medicaments, Including Veterinary Medicaments	350	350	44 801	44 801
662	Clay And Refractory Construction Materials	266 112	266 112	30 360	30 360
411	Animal Oils And Fats	3 800	7 600	11 260	22 520
629	Articles Of Rubbers	9	16	333	603
772	Others	0	1	0	24
	Sub Total	8 566 559	8 570 367	838 410	849 964
Montserrat					
749	Non-Electric Parts And Accessories Of Machineries	4	4	180	180
	Sub Total	4	4	180	180
Greece					
121	Tobacco, Unmanufactured And Refused	15 828	773 235	95 082	4 352 209
263	Cotton	80 000	680 000	1 304 357	2 237 952
251	Pulp And Waste Paper	0	1 779 390	0	381 342
771	Electric Power Machinery And Parts	0	26 827	0	378 342
733	Machine Tool For Working Metals	0	10 480	0	198 512
058	Others	92 468	929 179	118 021	1 036 544
	Sub Total	188 296	4 199 111	1 517 460	8 584 901
Vatican City State (Holy See)					
873	Meters And Counters	0	5 449	0	58 540
	Sub Total	0	5 449	0	58 540
Andorra					
778	Electrical Machinery And Apparatus	789	789	4 420	4 420
695	Tools For Used In The Hand Or In Machines	0	1	0	131
	Sub Total	789	790	4 420	4 551
Liechtenstein					
522	Inorganic Chemical Elements, Oxides And Halogen Salts	7	7	1 930	1 930
728	Other Machines And Equipment Specialized For Particular Industry	0	45	0	859
772	Electrical Apparatus For Making And Breaking Electrical Circuits	44	44	859	859
	Sub Total	51	96	2 789	3 648
Democratic Republic Of The Congo					
121	Tobacco, Unmanufactured And Refused	0	99 000	0	237 600
223	Oil Seeds Use For Extraction Of Other Fixed Vegetable Oils	14 000	14 000	7 000	7 000
057	Fruit And Nut; Fresh Or Dried	0	13 500	0	2 025
	Sub Total	14 000	126 500	7 000	246 625
Hungary					
714	Engines And Motors, Non-Electric And Parts	5 277	11 179	3 594 474	6 031 797
764	Telecommunication Equipments And Parts	229	4 232	114 532	1 438 162
541	Medicinal And Pharmaceutical Products	2 514	2 558	375 660	762 808
778	Electrical Machinery And Apparatus	34 711	40 503	409 453	675 040
335	Residual Petroleum Products, And Related Materials	45 010	309 180	65 126	435 859
248	Others	181 655	501 845	988 228	2 911 391
	Sub Total	269 396	869 497	5 547 473	12 255 057
Poland					
672	Ingots And Other Iron/Steel In Primary Forms	28 248 820	28 248 820	17 590 230	17 590 230
784	Parts And Accessories Of The Motor Vehicles	1 993	7 227 259	77 125	3 942 933
764	Telecommunication Equipments And Parts	30 862	51 275	1 761 193	2 990 643
553	Perfumery, Cosmetics, And Toilet Preparations	37 169	157 060	475 937	2 019 568
598	Miscellaneous Chemical Products	334 560	807 880	696 320	1 672 797
098	Others	1 527 396	6 388 536	2 045 081	8 812 380
	Sub Total	30 180 800	42 880 830	22 645 886	37 028 551
Romania					
749	Non-Electric Parts And Accessories Of Machineries	0	19 391	0	558 793
679	Tubes, Pipes, Hollow Profile, Pipe Fitting Of Iron/Steel	5 462	203 911	39 488	330 237
716	Rotating Electric Plants And Parts	18	26 720	268	274 571
747	Taps, Cocks, And Valves For Pipes	0	45 824	0	271 577
842	Women'S Coats/Jacket, Not Knitted	1 373	4 604	75 166	213 450
075	Others	89 061	500 590	260 647	1 730 946
	Sub Total	95 914	801 040	375 569	3 379 574
Bulgaria					
121	Tobacco, Unmanufactured And Refused	0	124 740	0	675 896
737	Metalworking Machinery And Parts	0	41 701	0	512 002
075	Spices	78 860	1 559 280	24 086	506 125
663	Mineral Manufactures	2 151	4 935	111 673	253 837
641	Papers And Paperboards	0	261 179	0	207 637
054	Others	204 313	630 335	356 064	1 099 319
	Sub Total	285 324	2 622 170	491 823	3 254 816

Serbia					
891	Arms And Ammunitions	0	1 112	0	8 030
513	Carboxylic Acids,And Their Anhydrides,Halides,Peroxides	151	151	2 036	2 036
746	Ball Or Roller Bearings	22	22	29	29
Sub Total		173	1 285	2 065	10 095
Albania					
684	Aluminium	199 944	199 944	496 461	496 461
893	Article Of Plastics	0	315	0	7 197
842	Women'S Coats/Jacket, Not Knitted	4	44	850	3 999
841	Men'S Coats/Jackets, Not Knitted	1	14	133	1 330
845	Articles Of Apparel	0	2	0	90
848	Others	0	1	0	47
Sub Total		199 949	200 320	497 444	509 124
Azerbaijan					
333	Petroleum Oil, Crude	0	132 999 830	0	99 965 532
728	Other Machines And Equipment Specialized For Particular Industry	0	270	0	15 087
Sub Total		0	133 000 100	0	99 980 619
Belarus					
562	Fertilizers, Manufactured	43 833 651	81 790 191	22 826 846	38 639 726
625	Rubber Tyre,Tyre Cases,Tyre Treads,Inner Tubes, And Tyre Flaps	224 241	828 904	1 435 465	6 273 002
Sub Total		44 057 892	82 619 095	24 262 311	44 912 728
Kazakhstan					
686	Zinc	0	1 188 842	0	3 246 195
685	Lead	419 206	1 043 984	1 350 985	3 040 280
674	Flat Rolled Products, Clad Or Plated	0	181 495	0	154 272
746	Ball Or Roller Bearings	3	16	264	827
Sub Total		419 209	2 414 337	1 351 249	6 441 574
Kirgistan					
718	Other Power Generating Machines And Parts	0	11 600	0	19 684
533	Pigments, Paints, Varnishes, And Related Materials	1	13 123	38	19 313
574	Poliacetals And Polycarbons In Primary Forms	7 885	7 885	16 104	16 104
575	Other Plastics In Primary Forms	0	5 509	0	15 776
523	Metallicsalts And Peroxysalts	19 950	19 950	9 776	9 776
012	Others	2 053	4 768	4 385	8 841
Sub Total		29 889	62 835	30 303	89 494
Moldova, Republic Of					
611	Leathers	6 118	6 118	200 337	200 337
873	Meters And Counters	70	2 410	2 722	139 441
655	Knitted Or Crocheted Fabrics	1 908	6 126	3 410	43 583
652	Cotton Fabrics, Woven	0	3 334	0	31 756
772	Electrical Apparatus For Making And Breaking Electrical Circuits	0	208	0	13 028
582	Others	2 438	2 650	9 329	15 283
Sub Total		10 534	20 846	215 798	443 428
Tajikistan					
533	Pigments, Paints, Varnishes, And Related Materials	0	530	0	3 200
Sub Total		0	530	0	3 200
Turkmenistan					
629	Articles Of Rubbers	5	5	8	8
Sub Total		5	5	8	8
Ukraine					
672	Ingots And Other Iron/Steel In Primary Forms	76 096 103	386 406 135	51 548 708	240 599 847
674	Flat Rolled Products, Clad Or Plated	4 547 417	19 477 082	4 310 654	17 570 380
673	Flat Rolled Products, Not Clad	6 103 037	18 921 665	6 099 165	17 519 338
675	Flat Rolled Products And Alloy Steels	6 363 586	14 261 746	6 348 574	13 472 441
562	Fertilizers, Manufactured	12 000 000	31 901 160	5 736 000	13 421 580
046	Others	12 156 568	19 708 358	9 745 154	14 319 319
Sub Total		117 266 711	490 676 146	83 788 255	316 902 905
Uzbekistan					
263	Cotton	719 376	1 631 974	1 225 907	2 603 279
844	Women'S Coats/Jackets, Knitted	0	12	0	469
846	Clothing Accessories Of Textiles Fabrics	0	15	0	416
Sub Total		719 376	1 632 001	1 225 907	2 604 164
Lithuania					
657	Special Yarns,Textile Fabrics	678	1 606	38 040	83 661
625	Rubber Tyre,Tyre Cases,Tyre Treads,Inner Tubes, And Tyre Flaps	0	69 321	0	74 022
842	Women'S Coats/Jacket, Not Knitted	102	560	2 153	17 915
081	Feeding Stuff For Animals	8 100	24 300	3 319	9 684
784	Parts And Accessories Of The Motor Vehicles	245	301	5 297	7 250
554	Others	99	307	1 931	8 076
Sub Total		9 224	96 395	50 740	200 608

Latvia					
232	Synthetic Rubber Latex, Synthetic/Reclaimed Rubber	0	64 800	0	226 800
282	Waste And Scrap Metal Of Iron/Steel	352 040	352 040	154 898	154 898
655	Knitted Or Crocheted Fabrics	0	408	0	33 264
874	Measuring, Checking, Analysing, And Controlling Instrument And Apparatus	0	180	0	10 380
654	Textile Fabrics, Woven, Other Than Of Cotton Or Man-Made Fibres	0	554	0	8 837
278	Others	511	1 452	7 989	39 643
	Sub Total	352 551	419 434	162 887	473 822
Estonia					
764	Telecommunication Equipments And Parts	5	4 763	5 035	746 002
251	Pulp And Waste Paper	923 120	923 120	218 863	218 863
773	Equipment For Distributing Electricity	1 925	9 172	28 899	137 186
699	Manufactures Of Base Metals	2 945	8 635	33 453	109 053
232	Synthetic Rubber Latex, Synthetic/Reclaimed Rubber	26 340	53 279	44 778	89 556
513	Others	432	3 911	15 391	28 897
	Sub Total	954 767	1 002 880	346 419	1 329 557
Georgia					
874	Measuring, Checking, Analysing, And Controlling Instrument And Apparatus	0	386	0	85 310
629	Articles Of Rubbers	0	1 133	0	67 433
842	Women'S Coats/Jacket, Not Knitted	0	390	0	20 562
598	Miscellaneous Chemical Products	0	2 491	0	19 257
718	Other Power Generating Machines And Parts	0	317	0	5 984
533	Others	423	26 331	2 158	12 992
	Sub Total	423	31 048	2 158	211 538
Croatia					
737	Metalworking Machinery And Parts	3 982	90 115	30 404	300 051
728	Other Machines And Equipment Specialized For Particular Industry	47 958	115 745	85 279	288 417
248	Wood,Simply Worked And Railway Sleeper Of Wood	193 700	392 700	86 571	276 399
121	Tobacco, Unmanufactured And Refused	0	39 600	0	88 120
661	Lime,Cement And Fabricated Construction Materials	21 000	126 000	8 801	47 551
541	Others	826	10 426	3 315	81 314
	Sub Total	267 466	774 586	214 370	1 081 852
Bosnia And Her ego ina					
743	Pumps, Compressors, Fans, Blowers, Centrifuges, And Parts	0	237	0	4 146
784	Parts And Accessories Of The Motor Vehicles	3	14	101	467
679	Tubes, Pipes, Hollow Profile, Pipe Fitting Of Iron/Steel	0	10	0	165
723	Civil Engineering And Contractor Plants And Equipments/Parts	1	1	97	97
746	Ball Or Roller Bearings	64	79	61	74
694	Others	43	47	79	81
	Sub Total	111	388	338	5 030
Malta					
741	Heating And Cooling Equipments And Parts	1 202	3 201	34 502	94 190
657	Special Yarns,Textile Fabrics	3 258	3 258	8 173	8 173
533	Pigments, Paints, Varnishes, And Related Materials	0	2 152	0	2 720
629	Articles Of Rubbers	83	199	577	2 101
776	Thermionic, Cold Cathode, And Photo Cathode Valves/Tubes	0	51	0	1 292
531	Others	12	227	141	2 033
	Sub Total	4 555	9 088	43 393	110 509
Slo akia					
764	Telecommunication Equipments And Parts	59	3 700	1 777	1 061 872
743	Pumps, Compressors, Fans, Blowers, Centrifuges, And Parts	7 895	107 953	48 955	605 697
778	Electrical Machinery And Apparatus	66 285	89 309	243 331	453 874
776	Thermionic, Cold Cathode, And Photo Cathode Valves/Tubes	50	84	97 378	213 851
728	Other Machines And Equipment Specialized For Particular Industry	2 580	3 076	112 142	160 374
081	Others	208 933	792 105	189 433	1 010 891
	Sub Total	285 802	996 227	693 016	3 506 559
Slo enia					
725	Papermill/Pulpmill Machinery And Paper Cutting Machines	12 548	12 548	1 188 000	1 188 000
743	Pumps, Compressors, Fans, Blowers, Centrifuges, And Parts	46 827	88 823	264 146	463 837
575	Other Plastics In Primary Forms	204 000	219 840	311 100	363 108
541	Medicinal And Pharmaceutical Products	900	2 700	108 000	324 000
699	Manufactures Of Base Metals	11 991	437 323	14 801	224 795
248	Others	129 322	484 816	578 164	1 520 891
	Sub Total	405 588	1 246 050	2 464 211	4 084 631
C e h Republi					
022	Milk,Cream, And Milk Products Other Than Butter Or Cheese	0	750 000	0	3 641 250
764	Telecommunication Equipments And Parts	29 368	122 817	847 808	3 411 135
641	Papers And Paperboards	48 423	1 678 249	88 092	1 996 487
514	Nitrogen-Function Compounds	154 568	1 001 568	308 564	1 892 944
772	Electrical Apparatus For Making And Breaking Electrical Circuits	16 548	44 734	333 730	1 079 733
098	Others	236 002	866 041	1 928 537	5 840 539
	Sub Total	484 909	4 463 409	3 506 731	17 862 088
South Georgia And The South Sa					
642	Paper And Paperboard Cut To Size/Shape And Article Of Papers	0	4 433	0	5 348
772	Electrical Apparatus For Making And Breaking Electrical Circuits	0	31	0	697

Sub Total	0	4 464	0	6 045
Rep. Of Macedonia				
842 Women'S Coats/Jacket, Not Knitted	27	342	696	7 210
791 Railway Vehicles And Associated Equipments	54	54	5 859	5 859
845 Articles Of Apparel	5	51	242	2 156
665 Glassware	0	21	0	405
843 Men'S Coats/Jackets, Knitted	0	1	0	312
Sub Total	86	469	6 797	15 942
Russia Federation				
672 Ingots And Other Iron/Steel In Primary Forms	79 418 905	398 147 830	60 320 505	245 841 933
562 Fertilizers, Manufactured	96 118 413	237 804 447	40 099 224	83 779 398
682 Copper	488 464	3 979 992	3 761 137	30 491 127
671 Pig Iron,Spiegeleisen,Sponge Iron, And Ferro-Alloys	10 216 298	48 246 348	4 035 596	19 148 813
641 Papers And Paperboards	479 888	7 584 896	388 609	6 522 642
041 Others	10 257 397	50 076 414	11 575 364	38 467 651
Sub Total	196 979 365	745 839 927	120 180 435	424 251 564
Total Import	9 332 487 726	35 063 698 306 11	646 708 019	41 374 279 184

<http://www.bps.go.id>

**I.7 IMPOR KOMODITI TERTENTU MENURUT NEGARA ASAL UTAMA
CERTAIN COMMODITIES IMPORT BY MAIN COUNTRY OF ORIGIN**

**** APRIL / APRIL 2008 ****

Komoditi Commodity	Negara Asal Country of Origin	Berat Bersih / Net Weight (Kg)		Nilai CIF / CIF Value (US\$)	
		Bulan ini Current month	Kumulatif Cum. Jan. to date	Bulan ini Current month	Kumulatif Cum. Jan. to date
Beras					
	THAILAND	25 789 172	88 540 572	9 783 427	32 090 264
	VIET NAM	11 374 525	77 946 525	4 592 843	26 495 413
	CHINA	231 609	993 617	438 805	1 747 439
	PHILIPPINES	277 500	277 500	835 275	835 275
	UNITED STATES	165 882	337 775	186 078	327 552
	OTHERS	294 505	1 352 344	119 430	753 206
	Sub Total	38 133 193	169 448 333	15 955 858	62 249 149
Jagung					
	INDIA	1 205 336	29 973 471	478 070	7 367 140
	THAILAND	31 788	22 694 624	285 488	7 003 814
	MYANMAR (FORM. BURMA)	10 292 999	21 823 529	2 703 748	5 569 203
	UNITED STATES	1 026 070	3 828 843	301 234	1 149 828
	ARGENTINA	215 478	720 008	112 289	378 018
	OTHERS	256	9 877	377	7 856
	Sub Total	12 771 927	79 050 352	3 881 206	21 475 859
Kedelai					
	UNITED STATES	158 394 691	353 000 033	100 914 862	202 471 529
	MALAYSIA	1 191 346	5 320 799	498 566	1 849 898
	ETHIOPIA	1 078 792	1 918 792	381 990	779 243
	MYANMAR (FORM. BURMA)	16 382	1 153 018	8 978	387 320
	CANADA	88 055	322 495	31 357	160 116
	OTHERS	20 580	101 116	12 965	62 812
	Sub Total	160 789 846	361 816 253	101 848 718	205 710 918
Biji Gandum dan Meslin					
	CANADA	175 936 000	578 810 146	83 791 274	237 048 502
	UNITED STATES	112 532 467	508 440 067	51 490 371	220 107 576
	AUSTRALIA	162 954 500	474 949 979	75 748 836	215 479 687
	CHINA	0	210 290 000	0	59 499 525
	ARGENTINA	1 429 640	77 371 460	570 760	33 993 860
	OTHERS	2 669 649	7 270 469	1 427 120	3 361 673
	Sub Total	455 522 256	1 857 132 121	213 028 361	769 490 823
Tepung terigu					
	AUSTRALIA	16 080 812	60 786 296	9 077 439	33 960 748
	TURKEY	25 621 250	53 251 650	12 022 073	23 354 729
	SRI LANKA	4 848 175	25 079 675	2 792 073	12 292 038
	BELGIUM	6 429 750	13 608 250	3 564 793	6 799 558
	CHINA	405 000	12 782 779	218 700	4 204 406
	OTHERS	1 226 921	4 589 591	492 154	1 467 919
	Sub Total	54 611 908	170 098 241	28 167 232	82 079 398
Gula Pasir					
	THAILAND	79 178 660	234 672 470	29 958 251	85 213 827
	KOREA, REPUBLIC OF	2 456 000	14 603 600	1 069 317	6 105 743
	MALAYSIA	1 700 000	14 160 000	730 125	5 217 883
	INDIA	1 775 000	9 737 000	598 750	3 326 908
	VIET NAM	516 000	2 385 500	175 698	797 340
	OTHERS	428 000	2 865 149	191 052	1 087 120
	Sub Total	86 053 660	278 423 719	32 723 193	101 748 821
Gula Tebu					
	THAILAND	13 700 000	115 535 000	5 214 876	36 516 592
	INDIA	6 714 792	19 664 842	1 881 546	5 507 716
	MALAYSIA	0	25 000	0	9 200
	BELGIUM	0	11	0	330
	OTHERS	0	0	0	0
	Sub Total	20 414 792	135 224 853	7 096 422	42 033 838

**I.7 IMPOR KOMODITI TERTENTU MENURUT NEGARA ASAL UTAMA
CERTAIN COMMODITIES IMPORT BY MAIN COUNTRY OF ORIGIN**

**** APRIL / APRIL 2008 ****

Komoditi Commodity	Negara Asal Country of Origin	Berat Bersih / Net Weight (Kg)		Nilai CIF / CIF Value (US\$)	
		Bulan ini Current month	Kumulatif Cum. Jan. to date	Bulan ini Current month	Kumulatif Cum. Jan. to date
Daging Sejenis Lembu					
	NEW ZEALAND	4 118 410	14 790 170	9 514 476	31 887 648
	AUSTRALIA	3 995 726	12 994 365	8 413 232	26 174 025
	CANADA	122 014	912 909	207 492	1 407 234
	UNITED STATES	275 281	347 131	605 410	661 453
	KYRGYZSTAN	0	810	0	1 750
	OTHERS	0	0	0	0
	Sub Total	8 511 431	29 045 385	18 740 610	60 132 110
Daging Ayam					
	BRAZIL	0	558 566	0	963 146
	UNITED STATES	0	222 786	0	411 837
	SINGAPORE	89 334	190 126	144 055	338 871
	FRANCE	27 004	80 926	55 289	158 396
	MALAYSIA	5 430	5 430	12 387	12 387
	OTHERS	0	0	0	0
	Sub Total	121 768	1 057 834	211 731	1 884 637
Garam					
	AUSTRALIA	26 199 000	453 002 000	707 373	19 579 665
	INDIA	43 000 000	87 210 000	1 118 000	2 267 460
	NEW ZEALAND	0	257 000	0	81 710
	SINGAPORE	0	254 449	0	48 797
	NETHERLANDS	0	98 000	0	28 101
	OTHERS	619	77 427	6 578	64 206
	Sub Total	69 199 619	540 898 876	1 831 951	22 069 939
Mentega					
	NEW ZEALAND	544 320	1 732 694	2 499 579	7 545 653
	BELGIUM	273 884	415 876	1 745 318	2 741 953
	NETHERLANDS	271 497	461 296	1 023 285	1 935 612
	AUSTRALIA	100 869	335 126	404 270	1 258 075
	FRANCE	11 439	156 829	62 102	875 312
	OTHERS	78 675	301 764	285 308	1 073 587
	Sub Total	1 280 684	3 403 585	6 019 862	15 430 192
Minyak Goreng					
	SINGAPORE	192 483	8 656 527	326 708	6 177 015
	MALAYSIA	480 827	3 123 459	750 937	3 995 936
	UNITED ARAB EMIRATES	398 600	1 415 300	672 683	2 208 715
	THAILAND	0	2 111 993	0	1 943 729
	UNITED STATES	60 938	137 707	96 880	198 909
	OTHERS	52 852	283 429	209 242	501 949
	Sub Total	1 185 700	15 728 415	2 056 450	15 026 253
Susu					
	NEW ZEALAND	3 327 411	23 931 532	14 994 213	85 427 187
	UNITED STATES	4 423 912	13 931 017	18 508 159	60 922 298
	AUSTRALIA	3 306 799	10 050 601	12 913 152	41 777 547
	PHILIPPINES	2 103 706	6 340 445	9 966 813	30 133 326
	SINGAPORE	433 373	2 522 926	1 894 125	9 990 062
	OTHERS	2 427 732	11 182 491	7 347 006	34 956 902
	Sub Total	16 022 933	67 959 012	65 623 468	263 207 322
Bawang Merah					
	THAILAND	14 135 853	70 309 056	6 024 395	29 280 210
	VIET NAM	6 280 195	27 270 320	2 599 675	11 088 608
	PHILIPPINES	3 199 769	6 541 163	1 290 835	2 641 307
	MALAYSIA	304 689	2 037 534	180 115	899 762
	INDIA	182 466	1 041 729	77 655	392 736
	OTHERS	921 540	1 177 187	363 265	476 324
	Sub Total	25 024 512	108 376 989	10 535 940	44 778 947

**I.7 IMPOR KOMODITI TERTENTU MENURUT NEGARA ASAL UTAMA
CERTAIN COMMODITIES IMPORT BY MAIN COUNTRY OF ORIGIN**

**** APRIL / APRIL 2008 ****

Komoditi Commodity	Negara Asal Country of Origin	Berat Bersih / Net Weight (Kg)		Nilai CIF / CIF Value (US\$)	
		Bulan ini Current month	Kumulatif Cum. Jan. to date	Bulan ini Current month	Kumulatif Cum. Jan. to date
Bawang putih					
	CHINA	32 553 230	146 250 874	11 706 476	53 208 538
	MALAYSIA	106 752	502 948	46 950	195 323
	THAILAND	11 664	110 501	5 413	41 534
	INDIA	2 532	106 556	1 125	35 315
	SINGAPORE	3 876	82 103	6 157	22 311
	OTHERS	0	62	0	116
	Sub Total	32 678 054	147 053 044	11 766 121	53 503 137
Telur Unggas					
	CHINA	23 415	47 911	13 650	27 930
	OTHERS	0	0	0	0
	Sub Total	23 415	47 911	13 650	27 930
Kelapa					
	INDIA	15 876	63 504	61 950	237 300
	VIET NAM	0	47 628	0	185 850
	AUSTRALIA	269 400	269 409	180 850	180 885
	PHILIPPINES	16 556	53 070	28 275	82 520
	THAILAND	14 392	84 453	8 263	41 256
	OTHERS	11 886	91 445	3 652	69 420
	Sub Total	328 110	609 509	282 990	797 231
Kelapa Sawit					
	MALAYSIA	0	2 982	0	346 685
	PAPUA NEW GUINEA	261	6 037	14 213	326 680
	OTHERS	0	0	0	0
	Sub Total	261	9 019	14 213	673 365
Lada					
	CHINA	34 000	145 898	10 234	123 155
	INDONESIA	0	15 000	0	67 937
	MALAYSIA	30 696	71 987	31 927	53 996
	SINGAPORE	9 000	53 268	14 293	31 992
	INDIA	0	809	0	31 057
	OTHERS	438	1 242	1 828	8 324
	Sub Total	74 134	288 204	58 282	316 461
Teh					
	KENYA	157 738	615 715	347 267	1 322 522
	VIET NAM	48 300	905 246	52 304	667 594
	SRI LANKA	9 683	97 330	31 798	355 219
	CHINA	59 871	188 437	104 520	343 352
	INDIA	12 583	92 868	47 257	220 720
	OTHERS	13 568	304 175	55 880	554 635
	Sub Total	301 743	2 203 771	639 026	3 464 042
Kopi					
	VIET NAM	95 920	1 571 340	144 002	2 968 241
	BRAZIL	136 053	466 338	391 526	1 357 624
	ITALY	2 011	29 101	9 108	356 033
	UNITED STATES	23 239	91 444	77 765	288 540
	AUSTRALIA	936	18 749	7 492	150 457
	OTHERS	125 006	253 828	203 480	452 348
	Sub Total	383 165	2 430 800	833 373	5 573 243

**I.7 IMPOR KOMODITI TERTENTU MENURUT NEGARA ASAL UTAMA
CERTAIN COMMODITIES IMPORT BY MAIN COUNTRY OF ORIGIN**

**** APRIL / APRIL 2008 ****

Komoditi Commodity	Negara Asal Country of Origin	Berat Bersih / Net Weight (Kg)		Nilai CIF / CIF Value (US\$)	
		Bulan ini Current month	Kumulatif Cum. Jan. to date	Bulan ini Current month	Kumulatif Cum. Jan. to date
Kakao					
	COTE D'IVOIRE	1 001 000	7 407 400	2 698 356	17 303 041
	CAMEROON	803 953	2 409 384	2 114 850	5 831 872
	PAPUA NEW GUINEA	375 000	1 216 000	1 110 173	2 786 507
	NIGERIA	0	1 008 800	0	2 440 019
	MALAYSIA	0	703 500	0	1 541 069
	OTHERS	0	1 178	0	37 111
	Sub Total	2 179 953	12 746 262	5 923 379	29 939 619
Cabe (segar-dingin)					
	INDIA	33 561	86 061	35 783	72 056
	SINGAPORE	4 914	13 082	6 626	13 995
	MALAYSIA	9 790	15 805	5 431	10 419
	CHINA	0	16 880	0	10 283
	AUSTRALIA	559	2 216	1 374	4 913
	OTHERS	0	696	0	840
	Sub Total	48 824	134 740	49 214	112 506
Cabe (kering-tumbuk)					
	INDIA	1 092 564	3 733 960	776 269	2 864 077
	CHINA	513 088	1 159 736	466 244	1 102 711
	MALAYSIA	111 418	429 957	63 871	209 586
	GERMANY	0	6 460	0	27 989
	THAILAND	3 456	29 769	3 709	21 022
	OTHERS	1 510	31 901	7 658	28 001
	Sub Total	1 722 036	5 391 783	1 317 751	4 253 386
Cabe (awet sementara)					
	INDIA	12 500	177 553	14 000	122 493
	OTHERS	0	0	0	0
	Sub Total	12 500	177 553	14 000	122 493
Tembakau					
	CHINA	3 448 247	6 954 869	12 216 365	25 032 068
	TURKEY	1 962 902	3 782 235	7 801 195	16 131 020
	UNITED STATES	182 046	1 830 395	1 170 012	13 098 970
	BRAZIL	316 800	2 312 987	1 204 707	8 124 989
	THAILAND	110 880	1 122 660	640 196	6 398 243
	OTHERS	680 588	2 812 625	2 552 891	17 768 768
	Sub Total	6 701 463	18 815 771	25 585 366	86 554 058
Ubi Kayu					
	CHINA	5 000	5 000	4 000	4 000
	OTHERS	0	0	0	0
	Sub Total	5 000	5 000	4 000	4 000

K1. IMPOR KAWASAN BERIKAT / O N E O T
MENURUT GOLONGAN BARANG 2 DIJIT HS / C O O T T S S
APRIL / 2008

H S	Uraian Golongan Barang Group description	Berat Bersih / Net weight (Kg)		Nilai CIF / C S	
		Bulan ini	Kumulatif	Bulan ini	Kumulatif
		Current month	Cum Jan to date	Current month	Cum Jan to date
03	Fish And Crustaceans	757 030	6 548 210	1 568 867	11 354 257
04	Dairy Products, Bird'S Eggs, Natural Honey	0	3 987 490	0	18 389 245
05	Products Of Animal Origin	14 523	91 177	131 275	954 113
06	Live Trees And Other Plants	0	159	0	572
07	Edible Vegetables And Certain Roots And Tubers	63 378	63 680	30 984	36 194
08	Edible Fruits And Nuts	0	20 578	0	28 489
09	Coffee, Tea, Mate, And Spices	58 746	262 155	90 982	349 316
10	Cereals	0	47 970	0	58 272
11	Products Of The Milling Industry; Malt, Starches	1 245 100	7 127 321	473 245	2 509 700
12	Oil Seeds, Oleaginous Fruits; Grains,Seed, Fruits	754 076	1 618 675	1 575 099	3 231 928
13	Lac; Gums; Resins, Other Vegetable Saps, Extracts	82 769	253 400	285 124	641 437
14	Vegetable Plaiting Materials; Vegetable Products	0	27 220	0	25 274
15	Animal-Vegetable Oils/Fats, Their Cleavage Prod.	362 724	9 496 216	981 867	9 398 731
16	Preparations Of Meat/Fish/Crustaceans/Molluscs	8 328	55 704	157 794	407 878
17	Sugar And Sugar Confectionery	278 745	2 918 225	230 850	1 204 211
18	Cocoa And Cocoa Preparations	1 973	24 747	41 077	420 477
19	Prep.Of Cereals, Flour, Starch, Milk, Cooks' Prod.	556 306	770 180	690 503	1 051 588
20	Prep. Of Vegetables, Fruits, Nuts, Part Of Plants	27 632	1 533 489	233 371	1 760 779
21	Miscellaneous Edible Preparations	61	24 381	963	258 152
22	Beverages, Spirit, And Vinegar	45 476	508 403	128 459	1 175 112
23	Residues And Waste From The Food Industries	25 656	36 265	27 323	42 892
24	Tobacco And Manufactured Tobacco Substitutes	107 656	1 158 210	622 804	10 954 708
25	Salts; Sulphur; Earths, Stone; Lime, Cemen	45 111 743	118 777 185	12 092 355	25 334 670
26	Ores, Slag, And Ash	296 752	913 505	354 289	775 781
27	Mineral Fuels/Oils, Prod. Of Their Distillation	22 206 221	56 347 001	21 781 966	52 486 565
28	Inorganic Chemicals	17 495 911	57 381 587	11 078 611	40 184 897
29	Organic Chemicals	16 483 803	52 870 935	25 245 015	88 173 306
30	Pharmaceutical Products	33 527	396 262	160 525	1 050 479
31	Fertilizers	20 247	149 122	9 517	100 023
32	Tanning Or Dyeing Extracts	2 240 883	9 083 793	11 197 627	36 909 717
33	Essential Oils & Resinoids; Perfumery, Cosmetic	9 230	131 642	157 798	7 189 618
34	Soap, Organic Surface-Active Agent, Lubric. Prep.	1 131 185	4 579 219	4 440 317	15 538 513
35	Albuminoid Substances; Glues; Enzymes	4 190 837	17 541 333	6 057 885	25 076 333
36	Explosives; Pyrotechnic Prod.; Matches;	83 747	188 132	759 148	2 442 411
37	Photographic And Cinematographic Goods	173 800	1 028 950	1 527 206	7 340 149
38	Miscellaneous Chemical Products	2 519 653	10 937 634	10 613 598	42 458 265
39	Plastics And Articles Thereof	39 519 288	168 034 140	103 769 622	398 089 614
40	Rubber And Articles Thereof	5 293 300	24 411 024	16 703 823	70 621 152
41	Raw Hides, Skins, And Leather	3 126 725	11 022 874	18 405 833	70 832 183
42	Articles Of Leather; Saddlery, Travel Goods	22 980	219 771	431 172	2 685 766
43	Furskins And Artificial Fur; Manufact. Thereof	1 615	13 026	88 577	250 215
44	Wood And Articles Of Wood; Wood Charcoal	6 862 720	31 040 629	3 357 944	17 008 764
45	Cork And Articles Of Cork	750	44 071	14 000	174 824
46	Manufact. Of Straw, Plaiting Materials	841	59 092	4 571	148 297
47	Pulp Of Wood Or Of Fibrous Cellulosic Material	42 854 919	124 435 187	36 332 838	110 822 182
48	Paper & Paperboard; Articles Of Paper Pulp	7 814 260	37 441 665	19 294 151	84 878 954
49	Printed Books, Newspapers, Pictures	91 714	404 286	1 696 620	5 921 032
50	Silk	88 675	555 653	631 500	4 230 064
51	Wool, Fine Or Coarse Animal Hair; Woven Fabrics	249 934	1 037 677	2 516 619	13 796 004
52	Cotton	21 627 497	72 307 230	82 329 398	274 727 541
53	Other Vegetable Textile Fibres; Paper Yarns	289 304	1 904 652	1 210 933	10 521 031
54	Man-Made Filaments	4 553 626	18 886 683	36 673 310	142 750 945
55	Man-Made Staple Fibres	5 407 368	23 145 933	19 251 999	81 599 011
56	Wadding, Felt, And Non-Wovens	1 053 847	3 901 380	6 558 022	23 146 095
57	Carpets And Other Textile Floor Coverings	339 790	1 219 309	235 541	1 809 884
58	Special Woven Fabrics; Tufted Textile Fabrics	1 651 959	6 060 864	15 295 499	57 578 368
59	Impregnated, Coated, Covered Textile Fabrics	1 647 138	4 113 038	10 200 603	33 879 027
60	Knitted Or Crocheted Fabrics	7 661 918	26 979 860	58 085 861	206 696 213
61	Articles Of Apparel, Knitted Or Crocheted	871 843	2 815 685	5 416 169	17 625 026
62	Articles Of Apparel, Not Knitted Or Crocheted	377 074	1 780 716	2 590 476	13 311 965
63	Other Made Up Textile Articles; Worn Clothing	185 117	652 344	692 768	3 546 027
64	Footwear, Gaiters; Parts Of Such Articles	295 096	1 589 372	3 462 748	14 581 017
65	Headgear And Parts Thereof	75 532	140 083	318 189	1 371 963
66	Umbrellas, Seat-Sticks, Whips, Riding Crops	8 520	19 449	50 711	189 246
67	Prepared Feathers, Artificial Flowers	14 667	43 917	204 546	363 054
68	Articles Of Stone, Cement, Asbestos, Mica	1 056 233	4 546 996	3 927 991	10 143 312
69	Ceramic Products	4 148 906	18 348 215	6 514 472	22 905 725
70	Glass And Glassware	20 479 837	32 868 486	20 293 194	46 944 946
71	Natural And Cultured Pearls, Precious Stones	23 640	99 851	5 226 626	18 223 950
72	Iron And Steel	75 249 569	296 635 714	83 111 047	318 881 722
73	Articles Of Iro And Steel	36 274 188	177 757 390	99 542 215	389 465 173
74	Cooper And Articles Thereof	10 642 116	37 101 617	83 727 238	263 530 979
75	Nickel And Articles Thereof	176 294	393 242	1 700 630	3 459 909
76	Aluminium And Articles Thereof	3 812 780	15 174 822	15 282 429	52 673 717
78	Lead And Articles Thereof	9 968	55 784	303 306	783 112
79	Zinc And Articles Thereof	563 820	2 480 496	1 669 391	8 135 528
80	Tin And Articles Thereof	141 670	869 499	1 800 706	6 338 478
81	Other Base Metal; Cermets; And Articles Thereof	43 615	102 959	680 839	2 112 287
82	Tools, Implements, Cutlery, Spoon & Forks	403 050	2 478 484	5 208 759	18 231 681
83	Miscellaneous Articles Of Base Metal	1 524 757	6 883 233	7 878 213	33 549 134
84	Nuclear Reactors, Boilers, Machinery, Parts	28 438 558	119 026 034	448 649 162	1 615 483 887
85	Electrical Machinery & Equipments	39 569 265	129 030 831	726 062 144	2 494 442 461
86	Railway/Tramway Locomotive, Mechanical Traffic	88 964	632 490	342 509	4 113 252
87	Vehicles Other Than Railway/Tramway, Parts	20 069 154	114 522 454	148 670 572	971 565 775
88	Aircraft And Its Components	5 898	45 720	1 597 508	19 407 535
89	Ships, Boat, And Floating Structures	296 474	2 781 719	1 943 013	6 354 198

90	Optical, Photographic, Cinematographic	1 210 397	4 569 658	44 428 893	159 082 928
91	Clocks And Watches And Parts Thereof	747	29 580	20 361	565 588
92	Musical Instruments; Parts And Accessories	404 053	3 578 551	2 896 827	27 616 547
93	Arms And Ammunition; Parts And Accessories	874	999	3 003	13 514
94	Furniture, Bedding, Mattress Support, Cushion	693 157	3 404 747	4 497 337	22 266 606
95	Toys, Games And Sports Requisites; Parts	103 856	349 316	7 741 616	20 566 791
96	Miscellaneous Manufactured Articles	462 313	2 079 814	6 471 328	29 467 373
97	Works Of Arts, Collectors' Piece And Antiques	8 179	10 765	69 918	109 614
98	Vehicles In-Ckd And Their Components	669 032	7 011 689	5 671 372	41 472 159
Total Import		514 947 099	1 914 050 920	2 294 503 106	8 680 377 397

<http://www.bps.go.id>

K.2 IMPOR KAWASAN BERIKAT / O N E O N E O T
MENURUT GOLONGAN BARANG (SITC) / S T C C O O T O
APRIL / 2008

SITC	Uraian Golongan Barang Group description	Berat Bersih / Net weight (Kg)		Nilai CIF / C S	
		Bulan ini Current month	Kumulatif Cum Jan to date	Bulan ini Current month	Kumulatif Cum Jan to date
A. B ommodit 1 digit SITC					
0	Food And Live Animals	1 921 998	16 881 070	3 412 946	36 862 226
1	Beverages And Tobacco	151 330	1 343 238	748 053	11 664 389
2	Crude Materials, Inedible	106 957 921	321 089 474	99 449 373	317 277 834
3	Mineral Fuels, Lubricants, Etc	22 071 364	55 939 253	21 245 536	51 788 904
4	Animal & Vegetable Oils/Fats	277 665	9 535 073	781 309	9 310 475
5	Chemicals	81 095 613	314 996 532	150 728 004	584 021 138
6	Manufactured Goods	204 074 673	782 251 894	568 068 440	2 067 247 473
7	Machinery & Transportation Equipments	89 123 639	373 243 525	1 331 667 867	5 148 237 253
8	Miscellaneous Manufactured Articles	9 256 128	38 742 016	114 748 305	442 346 954
9	Special Commodities & Transaction	16 768	28 845	3 653 273	11 620 751
B. B ommodit 2 digit SITC					
01	Meat And Meat Preparations	20	207	317	2 300
02	Dairy Product And Eggs	0	3 987 924	0	18 394 650
03	Fish, Crustaceans, Molluscs And Their Preparations	765 338	6 603 707	1 726 344	11 759 835
04	Cereals And Cereal Preparations	508 577	702 705	641 544	995 904
05	Fruits And Vegetables	152 718	1 717 679	283 860	1 875 148
06	Sugar, Sugar Preparations, And Honey	280 213	2 919 693	247 070	1 220 431
07	Coffee, Tea, Cocoa, And Spices	60 780	288 029	133 022	862 241
08	Feeding Stuff For Animals	25 656	36 265	27 323	42 892
09	Miscellaneous Food Preparations	128 696	624 861	353 466	1 708 825
11	Beverages	43 674	185 028	125 249	709 681
12	Tobacco And Tobacco Manufactured	107 656	1 158 210	622 804	10 954 708
21	Hides, Skins And Furskins	142 488	145 874	339 024	381 630
22	Oil Seeds, Nuts, And Kernels	0	730	0	8 449
23	Crude Rubber	4 067 268	19 683 668	9 542 399	41 096 520
24	Wood, Lumber, And Cork	1 213 579	5 224 381	603 842	5 342 088
25	Pulp And Waste Paper	42 854 919	124 435 187	36 332 838	110 822 182
26	Textile Fibres And Their Waste	17 785 758	65 138 036	37 815 100	126 634 525
27	Crude Fertilizers And Crude Minerals	39 384 681	101 798 225	12 063 027	24 083 033
28	Metalliferous Ores And Metal Scraps	657 860	2 673 472	761 645	4 064 532
29	Crude Animals And Vegetable Materials, Nes	851 368	1 989 901	1 991 498	4 844 875
32	Coal, Coke, And Briquettes	1 064	11 941	26 696	49 627
33	Petroleum And Petroleum Products	22 070 299	55 919 627	21 218 836	51 607 408
34	Gas; Natural And Manufactured	1	7 685	4	131 869
41	Animal Oils And Fats	6 167	200 099	122 720	899 063
42	Fixed Vegetable Oils/Fats	222 415	9 032 973	496 908	7 450 469
43	Animal Vegetable Oils/Fats	49 083	302 001	161 681	960 943
51	Organic Chemicals	16 487 454	52 913 806	25 057 941	86 139 800
52	Inorganic Chemicals	17 494 599	57 377 416	11 070 264	40 159 000
53	Dyeing, Tanning, And Colouring Materials	2 390 960	10 126 471	12 132 133	40 044 617
54	Medical And Pharmaceutical Products	34 939	394 246	365 464	3 292 789
55	Essential Oils And Perfumery Materials	604 309	2 885 715	2 466 808	16 989 622
56	Manufactured Fertilizers	0	26 484	0	24 272
57	Plastics In Primary Forms	32 247 887	139 887 992	67 579 294	274 476 245
58	Plastics In Non-Primary Forms	3 652 137	15 537 560	13 894 036	50 556 431
59	Chemical Materials And Its Products, Nes	8 183 328	35 846 842	18 162 064	72 338 362
61	Leather, Leather Med, Nes	2 988 867	10 923 179	18 129 049	71 493 194
62	Rubber Manufactured, Nes	1 198 492	4 533 891	6 820 655	28 391 458
63	Wood And Cork Manufactured	5 649 891	25 860 319	2 768 102	11 841 500
64	Paper, Paperboard, And Manufactured Thereof	7 316 171	35 159 191	12 855 439	52 791 402
65	Textile Yarns, Fabrics, And Their Products	27 075 005	96 095 487	196 598 227	730 494 208
66	Non Metallic Minerals Manufactured	31 545 644	72 466 447	30 848 790	79 705 418
67	Iron And Steel	99 328 756	435 193 396	143 874 341	575 896 663
68	Non Ferrous Metals	14 518 347	52 900 887	99 761 817	322 498 858
69	Manufactured Of Metal, Nes	14 453 500	49 119 097	56 412 020	194 134 772
71	Power Generating Machine And Equipments	5 912 823	21 101 198	73 878 387	282 845 849
72	Machinery Specialized For Particular Industry	7 762 470	35 083 723	124 576 759	406 343 338
73	Metalworking Machinery	1 502 384	6 659 493	16 097 292	70 848 112
74	General Industrial Machinery And Equipments	11 701 229	52 912 852	117 949 976	482 696 492
75	Office Machinery And Automatic Data Processing	7 142 129	21 241 752	235 104 001	665 533 710
76	Telecommunication And Reproducers Apparatus	5 562 356	22 476 716	172 382 537	701 294 444
77	Electrical Machinery And Apparatus	28 460 353	91 645 508	433 930 252	1 522 473 996
78	Road Vehicles	20 751 666	119 009 688	153 952 950	987 440 596
79	Other Transportation Equipments	328 229	3 112 595	3 795 713	28 760 716
81	Sanitary, Plumbing, And Fittings	403 583	3 065 086	3 887 992	18 367 246
82	Furniture	336 456	1 240 685	1 669 788	5 700 446
83	Traveling Goods	17 978	162 919	302 008	1 405 894
84	Clothing	1 620 624	5 978 929	11 671 711	42 134 845
85	Footwear	295 096	1 589 372	3 462 748	14 581 017
87	Professional, Scientific, And Contractor Instruments	992 550	3 615 982	17 834 432	67 725 573
88	Photographic Apparatus, Equipments And Optics	388 340	2 031 609	20 012 281	75 702 984
89	Miscellaneous Manufactured Articles	5 201 501	21 057 434	55 907 345	216 728 949
97	Gold; Non Monetary	16 768	28 844	3 653 273	11 620 325
99	Gold Coin And Current Coin	0	1	0	426
C. B ommodit 3 digit SITC					
017	Meat And Edible Meat Offal, Prepared Or Preserved	20	207	317	2 300
022	Milk, Cream, And Milk Products Other Than Butter Or Cheese	0	3 987 490	0	18 389 245
025	Eggs, Birds, And Egg Yolks; Fresh, Dried Or Otherwise Prese	0	434	0	5 405
034	Fish, Fresh, Chilled Or Frozen	683 549	6 405 969	1 281 062	10 632 865
035	Fish, Dried Salted Or In Brine; Smoked Fish	120	4 870	3 240	119 920

036	Crustaceans, Molluscs, And Aquatic Invertebrates	73 361	137 371	284 565	601 472
037	Fish, Crustaceans, Molluscs, And Other Aquatic Invertebrates	8 308	55 497	157 477	405 578
041	Wheat And Meslin, Unmilled	0	47 970	0	58 272
046	Meal And Flour Of Wheat And Flour Of Meslin	0	100	0	1 267
047	Other Cereal Meals And Flours	0	11 011	0	39 125
048	Cereal Preparations And Preparations Of Flours/Starchs Of Fr	508 577	643 624	641 544	897 240
054	Vegetables, Fresh, Chilled, Frozen Or Simply Preserved	63 378	63 647	30 984	35 708
056	Vegetables, Roots And Tubers, Prepared Or Preserved Nes	88 690	130 232	251 934	318 856
057	Fruit And Nut; Fresh Or Dried	0	20 578	0	28 489
058	Fruits, Preserved And Preparations	0	1 498 347	0	1 485 314
059	Fruit And Vegetable Juices	650	4 875	942	6 781
061	Sugar, Molasses, And Honey	278 745	2 918 225	230 850	1 204 211
062	Sugar Confectionery	1 468	1 468	16 220	16 220
071	Coffee And Coffee Substitutes	283	2 679	3 759	123 452
072	Cocoa	0	2 317	0	51 287
073	Chocolate And Other Food Preparations Containing Cocoa	1 973	22 430	41 077	369 190
074	Tea And Mate	18 650	199 722	26 727	165 242
075	Spices	39 874	60 881	61 459	153 070
081	Feeding Stuff For Animals	25 656	36 265	27 323	42 892
091	Margarine And Shortening	112 142	238 660	329 512	1 012 796
098	Edible Products And Preparations	16 554	386 201	23 954	696 029
111	Non-Alcoholic Beverages, Nes	0	1 701	0	5 578
112	Alcoholic Beverages	43 674	183 327	125 249	704 103
121	Tobacco, Unmanufactured And Refused	91 529	1 069 334	438 803	9 964 970
122	Tobacco, Manufactured	16 127	88 876	184 001	989 738
211	Hides And Skins, Raw	142 474	145 411	337 327	374 232
212	Furskins, Raw	14	463	1 697	7 398
222	Oil Seeds Use For Extraction Ofsoft Fixed Vegetable Oils	0	60	0	720
223	Oil Seeds Use For Extraction Of Other Fixed Vegetable Oils	0	670	0	7 729
231	Natural Rubber Latex;Natural Rubber And Similar Natural Gum	72 323	1 188 314	230 732	3 366 890
232	Synthetic Rubber Latex, Synthetic/Reclaimed Rubber	3 994 945	18 495 354	9 311 667	37 729 630
244	Cork,Natural,Raw And Waste	115	28 142	1 131	9 623
245	Fuel Wood And Wood Charcoal	9 750	34 790	7 888	177 085
246	Wood In Chips Or Particles And Waste	0	34	0	412
247	Wood In The Rough Or Roughly Squared	566 555	1 745 102	129 258	625 280
248	Wood,Simply Worked And Railway Sleeper Of Wood	637 159	3 416 313	465 565	4 529 688
251	Pulp And Waste Paper	42 854 919	124 435 187	36 332 838	110 822 182
261	Silk	18 643	161 234	93 945	1 201 883
263	Cotton	14 143 324	47 498 527	28 792 196	84 978 017
264	Jute And Other Textile Bast Fibres	120 132	959 842	99 557	871 159
265	Vegetable Textile Fibres,Raw Or Processed;Waste Of These	102 006	224 255	761 070	1 539 814
266	Synthetic Fibres Suitable For Spinning	2 264 537	11 225 995	4 205 215	20 718 150
267	Other Man-Made Fibres Suitable For Spinning And Waste	1 041 281	4 710 901	2 819 322	13 809 531
268	Wool And Other Animal Hair	95 772	348 137	1 043 144	3 442 291
269	Old Clothing And Other Old Textile Articles; Rags	63	9 145	651	73 680
272	Fertilizers, Crude	49 776	152 167	31 065	97 299
273	Stone, Sand And Gravel	5 288 411	11 897 601	325 902	1 002 552
274	Sulphur And Unroasted Iron Pyrites	13 135 960	33 210 899	7 941 307	13 855 859
277	Natural Abrasives	2 427 795	6 573 664	856 028	2 311 703
278	Other Crude Minerals	18 482 739	49 963 894	2 908 725	6 815 620
281	Iron Ore And Concentrates	24 282	186 354	24 515	43 145
282	Waste And Scrap Metal Of Iron/Steel	314 438	923 197	280 270	1 024 601
283	Copper Ores And Concentrates	46	22 369	546	116 013
284	Nickel Ores And Concentrates	3 201	3 392	9 712	17 198
285	Aluminium Ores And Concentrates	1 312	4 171	8 347	25 897
286		0	31 288	0	25 704
287	Ores And Concentrates Of Basemetals	270 170	641 939	324 246	631 495
288	Non-Ferrous Base Metal Waste And Scraps	44 411	860 742	114 009	2 179 398
289	Ores And Concentrates Of Precious Metals; Waste,Scraps	0	20	0	1 081
291	Crude Animal Materials	14 523	91 177	131 275	954 113
292	Crude Vegetable Materials	836 845	1 898 724	1 860 223	3 890 762
321	Coals, Pulverized Or Not	0	1 292	0	1 900
322	Briquettes, Lignite And Peat	0	1	0	21
325	Coke And Semi Coke Of Coal/Lignite/Peat	1 064	10 648	26 696	47 706
333	Petroleum Oil, Crude	0	9 386 829	0	8 149 676
334	Petroleum Products, Refined	21 965 071	46 059 392	20 812 923	42 537 005
335	Residual Petroleum Products, And Related Materials	105 228	473 406	405 913	920 727
342	Liquefied Propane And Butane	1	733	4	92 336
343	Natural Gas, Liquefied Or Not	0	325	0	7 944
344	Petroleum Gases And Other Gas	0	6 617	0	30 539
345	Coal Gas, Water Gas And Similar Gas	0	10	0	1 050
411	Animal Oils And Fats	6 167	200 099	122 720	899 063
421	Fixed Vegetable Fats And Oils Soft,Crude,Refined Or Fraction	222 415	1 740 643	496 908	2 635 643
422	Fixed Vegetable Fats And Oils Solid,Crude,Refined Or Fractio	0	7 292 330	0	4 814 826
431	Animal And Vegetable Oil; Fat Processed And Their Wax	49 083	302 001	161 681	960 943
511	Hydrocarbon And Their Halogenated, Nitrated Derivatives	206 737	2 226 465	534 938	3 914 195
512	Alcohols,Phenols,Phenol-Alcohols And Their Halogenated	13 785 813	38 726 458	19 209 752	56 391 229
513	Carboxylic Acids,And Their Anhydrides,Halides,Peroxides	1 125 684	4 058 186	1 938 967	7 926 124
514	Nitrogen-Function Compounds	758 844	4 564 299	1 458 743	9 578 447
515	Organo-Inorganic And Heterocyclic Compounds	145 530	1 410 445	566 135	2 838 081
516	Other Organic Chemicals	464 846	1 927 953	1 349 406	5 491 724
522	Inorganic Chemical Elements, Oxides And Halogen Salts	8 715 978	26 892 056	7 264 159	23 843 778
523	Metallicalsalts And Peroxysalts	8 551 982	29 697 467	3 484 194	12 428 432
524	Other Inorganic Chemicals;Chemical Compound Of Precious	225 626	782 718	316 955	3 827 024
525	Radioactive And Associated Materials	1 013	5 175	4 956	59 766
531	Synthetic Organic; Colouring Matter	413 355	1 409 420	1 403 051	4 667 641
532	Dyeing/Tanning Extracts And Synthetic Tanning Materials	131 968	622 379	271 278	1 086 368
533	Pigments, Paints, Varnishes, And Related Materials	1 845 637	8 094 672	10 457 804	34 290 608
541	Medicinal And Pharmaceutical Products	20 926	90 704	295 868	2 636 807
542	Medicaments, Including Veterinary Medicaments	14 013	303 542	69 596	655 982
551	Essential Oils, Perfumes, And Flavour Materials	7 999	100 676	144 777	1 344 849
553	Perfumery, Cosmetics, And Toilet Preparations	1 231	30 966	13 021	5 844 769
554	Soap,Cleansing And Polishing Preparations	595 079	2 754 073	2 309 010	9 800 004
562	Fertilizers, Manufactured	0	26 484	0	24 272

571	Polymers Of Ethylene In Primary Forms	8 393 179	45 773 040	14 467 118	73 008 186
572	Polimers Of Styrene In Primary Forms	8 585 403	32 648 739	15 520 663	59 178 919
573	Polimers Of Vinyl Chloride In Primary Forms	1 666 646	4 921 097	3 482 077	11 716 187
574	Poliacetals And Polycarbons In Primary Forms	3 626 514	12 959 680	10 522 201	39 875 113
575	Other Plastics In Primary Forms	9 789 848	42 939 662	23 531 458	90 537 462
579	Waste And Scrap Of Plastics	186 297	645 774	55 777	160 378
581	Tubes, Pipes, And Hoses Of Plastics	219 292	557 776	2 020 534	4 023 385
582	Plates, Sheets, And Film Of Plastics	3 404 183	14 826 167	11 610 870	45 752 413
583	Monofilament And Rod Of Plastics	28 662	153 617	262 632	780 633
591	Disinfectants, Insecticides, And Fungicides Put In Forms	291 444	1 795 433	1 700 352	9 444 155
592	Starches, Inulin, And Wheat Glutenal Buminoidal Substances;	5 400 701	24 585 404	6 507 336	27 319 860
593	Explosive And Pyrotechnic Products	11 030	85 254	557 825	2 194 908
597	Additive For Mineral Oils	517 262	1 835 236	2 040 988	5 655 903
598	Miscellaneous Chemical Products	1 962 891	7 545 515	7 355 563	27 723 536
611	Leathers	2 984 251	10 877 463	18 068 506	70 457 951
612	Manufactures And Composition Leathers	4 616	45 690	60 543	1 034 796
613	Furskins, Tanned Or Dressed	0	26	0	447
621	Materials Of Rubber	530 423	1 719 320	2 409 033	9 813 228
625	Rubber Tyre,Tyre Cases,Tyre Treads,Inner Tubes, And Tyre FI	64 049	188 025	72 784	548 975
629	Articles Of Rubbers	604 020	2 626 546	4 338 838	18 029 255
633	Cork Manufactures	635	15 929	12 869	165 201
634	Veneers,Plywood,Improved/Reconstituted Wood Worked	5 298 220	24 836 119	2 132 058	9 075 260
635	Wood Manufactures	351 036	1 008 271	623 175	2 601 039
641	Papers And Paperboards	4 088 384	25 311 982	6 542 752	30 456 846
642	Paper And Paperboard Cut To Size/Shape And Article Of Pap	3 227 787	9 847 209	6 312 687	22 334 556
651	Textile Yarns	2 934 685	10 121 420	17 747 762	58 177 851
652	Cotton Fabrics, Woven	6 894 062	23 572 439	50 847 527	186 000 619
653	Fabrics, Woven, Of Man-Made Fibres	4 588 148	18 368 148	36 138 710	146 342 133
654	Textile Fabrics, Woven, Other Than Of Cotton Or Man-Made Fi	285 259	1 811 703	2 356 711	20 299 501
655	Knitted Or Crocheted Fabrics	7 661 918	26 979 860	58 085 861	206 696 213
656	Tulle,Lace,Embroidery,Ribbons,Trimmings And Other Small W	1 432 538	4 908 621	13 383 312	49 111 536
657	Special Yarns,Textile Fabrics	2 737 249	8 171 231	17 051 742	58 117 393
658	Made-Up Articles, Wholly/Chiefly Of Textile Materials	187 286	652 369	726 797	3 529 826
659	Floor Coverings	353 860	1 509 696	259 805	2 219 136
661	Lime,Cement And Fabricated Construction Materials	5 891 773	19 209 046	660 116	3 952 704
662	Clay And Refractory Construction Materials	3 722 222	15 180 209	3 020 750	10 806 148
663	Mineral Manufactures	1 362 911	4 234 068	6 896 283	17 719 943
664	Glass	20 384 927	32 467 272	19 385 798	43 374 131
665	Glassware	27 332	235 641	242 468	1 048 665
666	Pottery	156 340	1 128 575	641 481	2 324 594
667	Pearl, Precious And Semi Precious Stones	139	11 636	1 894	479 233
671	Pig Iron,Spiegeleisen,Sponge Iron, And Ferro-Alloys	187 832	1 194 959	404 937	2 187 657
672	Ingots And Other Iron/Steel In Primary Forms	2 165 631	11 643 015	4 144 750	19 105 353
673	Flat Rolled Products, Not Clad	20 461 784	96 822 452	19 462 482	91 982 644
674	Flat Rolled Products, Clad Or Plated	13 078 107	57 108 982	13 363 163	57 317 570
675	Flat Rolled Products And Alloy Steels	17 188 766	57 548 544	22 450 262	70 221 337
676	Iron/Steel Bars, Rods, Angels, Shaped And Sections	19 909 369	64 779 800	19 330 752	60 492 925
677	Rail/Railway And Tractor Construction Of Iron/Steel Materials	58 435	247 262	50 699	916 998
678	Wire Of Iron/Steel	1 944 065	7 845 360	3 680 521	17 581 936
679	Tubes, Pipes, Hollow Profile, Pipe Fitting Of Iron/Steel	24 334 767	138 003 022	60 986 775	256 090 243
681	Silver, Platinum, And Other Metal Of The Platinum Groups	1 385	38 422	748 501	3 333 276
682	Copper	10 271 469	36 280 801	81 294 702	257 500 836
683	Nickel	173 885	374 544	1 691 090	3 340 683
684	Aluminium	3 374 277	12 985 510	12 310 997	43 359 864
685	Lead	9 945	52 668	302 556	716 405
686	Zinc	540 055	2 284 772	1 554 823	7 582 058
687	Tin	138 816	849 650	1 767 231	5 948 408
689	Miscellaneous Non-Ferrous Basemetals Employed In Metallur	8 515	34 520	91 917	717 328
691	Structures And Parts Of Iron/Steel Or Aluminium	5 882 627	16 379 051	12 529 557	36 772 125
692	Metal Containers For Storage And Transportations	437 705	4 237 054	1 184 251	10 819 142
693	Wire Products And Fencing Grills	678 907	3 548 568	3 000 739	11 934 212
694	Nails, Screws, Nuts, Bolts, Rivets Of Iron/Steel Or Copper	1 614 728	5 118 099	12 782 342	35 801 204
695	Tools For Used In The Hand Or In Machines	378 921	2 376 767	3 267 966	15 490 035
696	Cutlery	23 795	100 509	1 930 612	2 723 782
697	Household Equipment Of Base Metals	349 848	838 990	1 714 004	6 569 123
699	Manufactures Of Base Metals	5 086 969	16 520 059	20 002 549	74 025 149
711	Steam And Other Vapour Generating Boilers And Parts	495 004	817 977	9 429 903	11 864 529
712	Steam Or Other Generating Boilers And Parts	2 208	693 783	257 254	2 397 503
713	Internal Combustion Piston Engines And Parts	1 989 443	7 743 703	22 815 979	100 811 157
714	Engines And Motors, Non-Electric And Parts	1 209 972	2 153 865	12 546 098	36 583 645
716	Rotating Electric Plants And Parts	1 963 154	8 148 049	25 263 983	119 204 633
718	Other Power Generating Machines And Parts	253 042	1 543 821	3 565 170	11 984 382
721	Agricultural Machinery And Parts	40 858	324 370	266 766	2 960 404
722	Tractors	29 339	30 961	257 811	330 134
723	Civil Engineering And Contractor Plants And Equipments/Parts	3 613 037	14 712 088	46 793 651	108 038 366
724	Textile/Leather Machinery And Parts	1 868 729	6 692 924	21 980 806	69 195 776
725	Papermill/Pulpmill Machinery And Paper Cutting Machines	968 761	6 537 430	22 876 842	124 946 086
726	Printing/Book Binding Machinery And Parts	105 550	750 314	2 498 576	14 571 375
727	Food Processing Machines And Parts	4 095	376 689	62 247	5 450 669
728	Other Machines And Equipment Specialized For Particular Ind	1 132 101	5 658 947	29 840 060	80 850 528
731	Machine Tools By Removing Metal	589 046	2 085 117	7 537 527	24 366 525
733	Machine Tool For Working Metals	195 796	1 084 567	2 904 682	10 304 654
735	Parts Of Machine Tools	304 402	612 719	1 957 303	7 292 045
737	Metalworking Machinery And Parts	413 140	2 877 090	3 697 780	28 884 888
741	Heating And Cooling Equipments And Parts	759 741	6 504 218	14 336 924	68 204 695
742	Pumps For Liquid And Parts	2 337 044	5 578 219	12 543 377	45 302 799
743	Pumps, Compressors, Fans, Blowers, Centrifuges, And Parts	1 492 588	9 429 683	15 189 683	68 681 957
744	Mechanical Handling Equipments And Parts	2 380 887	13 502 975	20 303 571	102 266 898
745	Other Non-Electrical Machinery, Tools, And Mechanical Appar	437 441	1 766 329	5 752 182	21 219 385
746	Ball Or Roller Bearings	948 950	2 741 551	6 582 230	24 980 302
747	Taps, Cocks, And Valves For Pipes	911 058	3 089 529	14 974 108	41 178 977
748	Transmission Shafts And Cranks	1 458 038	6 070 532	13 721 902	54 755 564
749	Non-Electric Parts And Accessories Of Machineries	975 482	4 229 816	14 545 999	56 105 915
751	Office Machines	19 306	111 610	499 196	2 596 813

752	Automatic Data Processing Machines And Their Units	4 647 392	11 161 045	124 191 953	251 592 705
759	Parts And Accessories For Machine Of Heading 751 Or 752	2 475 431	9 969 097	110 412 852	411 344 192
761	Television Receivers	11 739	149 402	111 674	1 558 015
762	Radio Broadcast Receivers	350	21 231	21 779	210 193
763	Sound Recorders Or Reproducers	112 009	457 066	5 628 873	24 332 414
764	Telecommunication Equipments And Parts	5 438 258	21 849 017	166 620 211	675 193 822
771	Electric Power Machinery And Parts	1 469 632	5 658 360	11 131 506	44 765 743
772	Electrical Apparatus For Making And Breaking Electrical Circu	5 248 631	15 218 766	87 680 145	304 590 792
773	Equipment For Distributing Electricity	4 056 712	12 840 748	33 138 901	112 785 351
774	Electrical Apparatus For Medical Purposes And Radiological	20 128	24 721	544 644	673 606
775	Household Type, Electrical/Non-Electrical Equipments	1 423 653	5 416 658	7 179 463	31 279 945
776	Thermionic, Cold Cathode, And Photo Cathode Valves/Tubes	11 383 128	34 003 503	204 844 521	673 733 146
778	Electrical Machinery And Apparatus	4 858 469	18 482 752	89 411 072	354 645 413
781	Passenger Motor Cars	206 015	19 485 429	2 259 538	167 511 932
782	Motor Vehicle For The Transportation Of Goods	552 457	10 997 831	4 616 666	75 173 189
783	Road Motor Vehicles	8 580	501 258	110 447	2 468 057
784	Parts And Accessories Of The Motor Vehicles	15 722 270	67 704 752	121 730 692	614 584 238
785	Motorcycles, Scooters, And Other Cycles Motorized/Non Mot	4 174 184	18 977 711	25 104 743	125 572 235
786	Trailers And Other Vehicles, Not Motorized	88 160	1 342 707	130 864	2 130 945
791	Railway Vehicles And Associated Equipments	25 857	285 305	255 192	3 003 491
792	Aircraft And Associated Equipments And Parts	5 898	45 571	1 597 508	19 403 027
793	Ships, Boats, And Floating Structures	296 474	2 781 719	1 943 013	6 354 198
811	Prefabricated Buildings	259 828	1 678 538	2 259 712	11 414 143
812	Sanitary, Plumbing, Heating, And Lighting Fixtures/Fittings	70 178	960 974	913 001	2 015 930
813	Lighting Fixtures And Fittings	73 577	425 574	715 279	4 937 173
821	Furnitures And Parts	336 456	1 240 685	1 669 788	5 700 446
831	Travel Goods	17 978	162 919	302 008	1 405 894
841	Men'S Coats/Jackets, Not Knitted	39 129	261 069	128 370	1 153 956
842	Women'S Coats/Jacket, Not Knitted	26 168	329 096	146 032	2 512 369
843	Men'S Coats/Jackets, Knitted	4 834	55 953	49 210	546 727
844	Women'S Coats/Jackets, Knitted	40 006	322 680	66 819	964 115
845	Articles Of Apparel	844 690	2 482 321	4 996 385	15 159 537
846	Clothing Accessories Of Textiles Fabrics	294 090	1 145 282	2 619 829	10 600 287
848	Articles Of Apparel And Clothing Accessories Of Other Than T	371 707	1 382 528	3 665 066	11 197 854
851	Footwears	295 096	1 589 372	3 462 748	14 581 017
871	Optical Instrument And Apparatus	34 668	191 152	1 041 838	2 605 291
872	Medical Instruments And Appliances	353 130	1 248 193	3 298 751	11 871 230
873	Meters And Counters	377 774	1 178 469	4 598 519	12 390 134
874	Measuring, Checking, Analysing, And Controlling Instrument A	226 978	998 168	8 895 324	40 858 918
881	Photographic Apparatus And Equipments	94 566	561 958	10 104 294	40 440 611
882	Photographic And Cinematographic Supplies	173 800	1 025 665	1 527 206	7 312 154
883	Cinematograph Film, Exposed And Developed	0	3 285	0	27 995
884	Optical Goods	119 227	411 121	8 360 420	27 356 636
885	Watches And Clocks	747	29 580	20 361	565 588
891	Arms And Ammunitions	2 002	2 137	57 759	69 883
892	Printed Matter	577 869	2 401 106	8 130 789	37 672 056
893	Article Of Plastics	3 347 737	11 637 754	19 808 111	67 789 733
894	Baby Carriages, Toys, Games, And Sporting Goods	103 857	349 329	7 741 618	20 566 866
895	Office And Stationery Supplies	143 978	687 907	707 300	3 805 977
896	Works Of Art, Collectors Pieces And Antiques	8 179	10 765	69 918	109 614
897	Jewellery, Goldsmith, Silversmith Wares, And Other Articles	5 345	20 693	821 265	2 787 414
898	Musical Instrument And Parts/Accessories	464 838	3 747 686	4 170 467	31 210 154
899	Other Miscellaneous Manufactured Articles	547 696	2 200 057	14 400 118	52 717 252
971	Gold, Non-Monetary	16 768	28 844	3 653 273	11 620 325
999	Gold Coin And Current Coin	0	1	0	426
Total Import		514 947 099	1 914 050 920	2 294 503 106	8 680 377 397

K.3 IMPOR KAWASAN BERIKAT / O N E O N E O T
MENURUT NEGARA ASAL / CO NT O O N
APRIL /

Kode Code	Negara Asal Country of Origin	Berat Bersih / Net weight (Kg)		Nilai CIF / C S	
		Bulan ini Current month	Kumulatif Cum Jan to date	Bulan ini Current month	Kumulatif Cum. Jan. to date
JP 111	Japan	88 662 157	325 139 429	494 857 506	2 048 491 348
HK 112	Hong Kong	41 788 877	132 315 145	151 390 170	556 903 872
KP 113	Korea, Democratic People'S Republic	194	210	1 920	6 220
KR 114	Korea, Republic Of	39 462 047	134 122 397	235 101 232	746 948 870
TW 115	Taiwan	11 112 486	41 849 792	78 185 508	288 228 594
CN 116	China	44 090 204	151 811 766	206 726 887	678 541 313
MO 118	Macau	169 650	723 963	787 064	3 650 592
PG 120	Papua New Guinea	0	6	0	4 000
TH 121	Thailand	23 601 452	101 768 189	68 255 682	410 965 950
SG 122	Singapore	123 715 440	508 316 416	621 356 385	2 376 152 423
PH 123	Philippines	5 035 329	9 582 016	35 604 027	118 717 600
MY 124	Malaysia	38 343 802	161 501 554	80 800 693	321 675 911
MM 125	Myanmar (Form. Burma)	3 603	134 869	21 511	657 867
KH 126	Cambodia	0	64 006	0	103 791
BN 127	Brunei Darussalam	13 280	38 839	60 166	133 478
VN 131	Viet Nam	2 145 936	15 675 540	11 203 430	42 187 219
MV 132	Maldives	0	104	0	1 501
IN 133	India	6 565 863	22 485 081	12 892 604	65 865 808
PK 134	Pakistan	667 288	2 258 271	2 485 460	5 348 487
BD 135	Bangladesh	36 000	54 498	19 800	33 145
LK 136	Sri Lanka	13 032	291 789	557 488	2 309 411
IR 142	Iran (Islamic Republic Of)	65 972	65 984	100 321	100 440
SA 143	Saudi Arabia	211 172	759 000	406 540	1 631 698
IL 144	Israel	2 000	8 099	194 147	901 601
KW 145	Kuwait	75 837	231 811	122 265	421 912
JO 146	Jordan	70 630	351 002	52 972	284 304
LB 148	Lebanon	151	18 501	614	12 816
PN 149	Palestina	0	27	0	2 335
YE 151	Yemen	7 013	7 013	70 816	70 816
OM 152	Oman	0	2 412	0	10 238
TR 154	Turkey	158 566	718 097	959 914	4 191 736
AE 155	United Arab Emirates	500 054	1 808 619	2 375 709	24 972 851
QA 156	Qatar	78 000	226 083	135 405	397 364
BH 157	Bahrain	50 153	473 102	99 178	940 341
EG 211	Egypt	183 160	350 513	117 222	255 292
MA 213	Morocco	0	1 028	0	5 785
TN 214	Tunisia	0	36 900	0	176 007
SD 216	Sudan	0	1 507	0	195 512
NA 219	Namibia	0	26	0	303
ET 221	Ethiopia	433	1 407	115 297	221 734
TZ 222	Tanzania, United Republic Of	153 288	290 171	248 236	443 906
KE 225	Kenya	22 590	271 432	48 375	531 922
CM 236	Cameroon	41 049	182 478	167 478	399 721
NG 237	Nigeria	0	1 141	0	12 049
SL 238	Sierra Leone	0	2 657	0	25 280
GA 239	Gabon	0	58 070	0	130 966
CI 240	Cote D'Ivoire	196 243	337 383	296 816	504 972
SN 241	Senegal	0	943	0	12 501
MR 242	Mauritania	0	246 241	0	389 726
VI 248	U.S. Virgin Islands	0	304	0	2 485
NE 253	Niger	0	26	0	5 692
SH 256	Saint Helena	1	588	192	2 524
SZ 260	Swaziland	3 518	81 549	145 483	301 757
ZA 261	South Africa	410 256	1 769 526	1 156 779	4 655 573
ZW 262	Zimbabwe	0	6 902	0	23 800
ZM 263	Zambia	0	393 402	0	3 156 934
MU 267	Mauritius	697 933	2 818 074	1 707 064	4 448 677
VG 298	Virgin Islands (British)	0	697 442	0	1 685 242
AU 311	Australia	11 469 649	43 697 222	42 874 927	88 747 203
NZ 312	New Zealand	955 621	7 775 796	391 786	15 769 055
GU 319	Guam	0	580	0	1 408
NC 322	New Caledonia	0	196	0	6 142
IO 328	British Indian Ocean Territory	413	751	1 155	65 052
AS 331	American Samoa	3	4 641	2 850	215 942
FJ 333	Fiji	0	625	0	1 828
WS 336	Samoa	0	40 545	0	283 338
SB 337	Solomon Islands	0	11	0	47 100
CX 340	Christmas Islands	45	45	14 700	14 700
UM 341	United States Minor Outlying Island	63	63	480	480
CC 342	Cocos (Keeling) Islands	0	3 000	0	5 000
TK 343	Tokelau	0	95	0	2 519
US 411	United States	15 824 203	61 836 353	67 246 330	255 691 939
CA 412	Canada	76 577	690 412	500 028	6 014 414
MX 421	Mexico	152 462	266 767	694 189	1 296 132
GT 422	Guatemala	0	9 030	0	8 557
HN 423	Honduras	0	512	0	6 404
CB 427	Curacao	0	79 075	0	72 413
SR 428	Suriname	0	1	0	309
CL 431	Chile	4 138 655	10 340 811	3 237 358	7 767 242
VE 432	Venezuela	1 055	1 055	18 283	18 283
AR 433	Argentina	620 272	1 266 292	1 448 221	3 128 226
BR 434	Brazil	1 474 491	4 769 604	3 582 166	17 401 887
CO 435	Colombia	0	154	0	9 939
UY 437	Uruguay	564 110	624 748	1 432 740	1 548 314
PY 438	Paraguay	229 338	365 293	176 497	711 037
PE 442	Peru	481	26 247	16 502	89 334

GY	443	Guyana	0	20 327	0	20 820
PR	447	Puerto Rico	0	5 538	0	1 316 008
DO	449	Dominican Republic	0	220	0	11 891
CR	451	Costa Rica	0	5 137	0	72 518
AG	454	Antigua And Barbuda	0	1 665	0	2 136
DM	460	Dominica	2 800	2 800	21 983	21 983
FK	461	Falkland Islands (Malvinas)	5 202	5 202	96 183	96 183
AN	467	Netherlands Antilles	50	41 844	1 404	101 203
GB	511	United Kingdom	1 665 971	8 717 981	8 357 450	32 220 175
NL	512	Netherlands	848 538	3 646 590	6 477 378	29 179 100
FR	513	France	1 449 489	6 859 258	7 679 119	31 744 905
DE	514	Germany	4 171 041	25 645 243	30 014 188	153 938 138
AT	515	Austria	1 836 522	13 410 763	30 031 482	80 545 127
BE	516	Belgium	1 469 199	3 113 390	7 580 125	21 983 641
CH	517	Switzerland	1 237 932	3 459 695	9 047 543	22 187 702
LU	518	Luxembourg	15 069	19 221	21 403	69 617
MC	520	Monaco	0	209	0	4 380
DK	521	Denmark	88 375	212 709	887 282	2 940 325
NO	522	Norway	109 483	1 152 027	6 564 300	28 358 299
SE	523	Sweden	9 904 022	27 746 396	22 168 748	38 356 605
FI	524	Finland	1 330 335	2 258 708	3 544 631	18 040 859
IE	525	Ireland	38 005	99 430	201 479	1 097 182
IT	526	Italy	1 054 654	4 064 513	8 975 767	33 711 097
ES	527	Spain	525 167	1 710 430	1 890 129	9 785 192
PT	528	Portugal	2 041	20 923	57 733	340 955
IS	529	Iceland	8 562 400	8 562 400	782 016	782 016
GR	531	Greece	80 004	696 938	1 304 421	2 337 662
VA	532	Vatican City State (Holy See)	0	5 449	0	58 540
LI	534	Liechtenstein	44	89	859	1 718
HU	542	Hungary	41 923	108 038	309 857	496 222
PL	543	Poland	404 457	434 789	652 002	883 241
RO	544	Romania	5 673	110 648	98 688	378 202
BG	545	Bulgaria	70 987	117 236	171 288	300 947
AL	548	Albania	0	315	0	7 197
KG	553	Kyrgyzstan	2 053	2 112	4 385	4 747
MD	554	Moldova, Republic Of	10 417	18 095	210 835	283 967
TJ	555	Tajikistan	0	530	0	3 200
UA	557	Ukraine	14 888 720	46 365 390	14 528 590	42 790 289
LV	560	Latvia	0	408	0	33 264
EE	561	Estonia	107	107	9 573	9 573
HR	563	Croatia	713	68 290	733	109 613
MT	565	Malta	0	2 152	0	2 720
SK	566	Slovakia	66 018	88 832	346 684	661 239
SI	567	Slovenia	0	1 536	0	19 193
CZ	568	Czech Republic	1 213	76 676	149 243	1 638 703
GS	569	South Georgia And The South Sa	0	4 464	0	6 045
RU	572	Russia Federation	1 196 378	3 012 943	1 849 037	6 044 649
		Total Import	514 947 099	1 914 050 920	2 294 503 106	8 680 377 397

**K 4. IMPOR KAWASAN BERIKAT / BOUNDED ONE IMPORT
MENURUT PROVINSI DAN PELABUHAN IMPOR / BY PROVINCE AND PORT OF IMPORTATION
APRIL /**

Kode Code	Pro insi / Pelabuhan Impor Pro in e / Port of importation	Berat Bersih / Net weight (Kg)		Nilai CIF / C S	
		Bulan ini Current month	Kumulatif Cum Jan to date	Bulan ini Current month	Kumulatif Cum. Jan. to date
	Nangroe A eh Darussalam	140	5 938	3 409	86 024
110	IDSIN Sinabang	0	129	0	3 751
111	IDTPK Tapaktuan	140	140	3 409	3 409
116	IDAUN Blang Lancang (Arun)	0	5 669	0	78 864
	Sumatera Utara	2 267 762	25 765 036	6 576 591	43 921 564
143	IDTPR Tanjung Pura	0	1 620	0	35 618
144	IDBLW Belawan	2 263 830	25 741 677	6 458 141	43 531 744
166	IDMES Medan / Polonia (U)	3 932	18 466	118 450	348 104
170	IDKTJ Kuala Tanjung	0	3 273	0	6 098
	Riau	24 782 780	119 391 200	45 223 806	218 465 631
225	IDDUM Dumai	0	12 299 764	0	18 296 469
228	IDBLS Bengkalis	0	24 038	0	18 968
229	IDTGG Tanjung Kedabu	0	111	0	2 972
235	IDSUQ Sungai Guntung	0	1 126 822	0	3 184 694
242	IDTEM Tembilahan	0	183 397	0	210 729
243	IDKEN Kuala Enok	0	150 862	0	566 697
244	IDRGA Rengat	0	770 612	0	422 483
261	IDPKU Simpang Tiga (U)	16	1 396	520	68 658
277	IDBUN Buatan	24 782 764	104 834 198	45 223 286	195 693 961
	Jambi	0	3 370 686	0	3 237 841
291	IDKTK Kuala Tungkal	0	3 370 686	0	3 237 841
	Sumatera Selatan	0	25 501	0	112 802
332	IDSUN Sungsang	0	25 501	0	112 802
	Lampung	0	6 170 342	0	4 549 506
395	IDPJG Panjang	0	6 170 342	0	4 549 506
	Bangka Belitung	12 573	12 573	31 581	31 581
328	IDTPD Tanjung Pandan	12 573	12 573	31 581	31 581
	Kepulauan Riau	134 480 298	581 444 529	722 744 078	2 717 390 436
248	IDTBK Tg Balai Karimun	0	5	0	228
250	IDTAN Tanjung Uban	0	2 300	0	42 685
251	IDTPN Tanjung Pinang	0	3 373 506	0	3 991 547
252	IDTER Terempa	0	50 269	0	86 749
258	IDBTU Batu Ampar	88 448 599	329 813 834	396 179 456	1 494 462 535
262	IDTNJ Kijang (U)	0	16 144	0	104 039
263	IDPAS Pasir Panjang	0	4 494 036	0	26 539 937
265	IDSKP Sekupang	21 341 485	136 928 256	185 023 242	706 678 834
267	IDKAB Kabil/Panau	24 587 610	106 331 228	98 149 517	342 875 124
271	IDBTH Hang Nadim (U)	102 604	434 951	43 391 863	142 608 758
	DKI Jakarta	302 255 031	1 029 651 988	1 418 867 668	5 313 216 981
431	IDTPP Tanjung Priok	298 023 551	1 014 485 818	1 116 152 892	4 215 240 245
434	IDCGK Sukarno Hatta (U)	4 230 298	15 159 002	302 536 430	1 097 559 681
436	IDHLP Hlm. Perdana Kusuma	1 182	7 168	178 346	417 055
	Jawa Barat	21	32 541	1 624	13 834 855
463	IDCBN Cirebon/Pengung	21	43	1 624	3 187
466	IDBDO Husein Sastranegara	0	2	0	5 155
467	IDBLG Balongan	0	286	0	6 131
468	IDBND Bandung(Ptt/Gd Bage)	0	32 209	0	13 819 812
470	IDCRB Cirebon (Ptt)	0	1	0	570
	Jawa Tengah	13 271 117	43 112 688	51 195 688	153 363 241
494	IDTES Tanjung Emas	13 267 715	43 105 879	51 095 017	153 164 429
496	IDSRG Achmad Yani (U)	1 928	3 458	70 072	87 212
497	IDSMR Semarang (Ptt)	396	396	291	291
498	IDSOC Jebres/Adi Sumarmo	1 078	2 875	30 308	109 887
499	IDSMM Adi Sumarmo (U)	0	80	0	1 422
	D I Yogyakarta	1 657	2 289	27 696	34 780
531	IDJOG Adi Sucipto (U)	1 657	2 285	27 696	34 603
532	IDJOK Yogyakarta (Ptt)	0	4	0	177
	Jawa Timur	36 858 517	100 704 393	46 726 971	193 379 536
563	IDTPE Tanjung Perak	36 537 020	91 580 636	40 762 455	162 053 725
564	IDPAZ Pasuruan	0	7 749 246	0	14 142 263
565	IDPRO Probolinggo	186 397	1 020 611	657 935	4 040 842
587	IDSUB Surabaya /Juanda (U)	135 100	353 900	5 306 581	13 142 706
	Banten	1 000 000	4 101 927	1 506 550	6 474 321
461	IDMRK Merak	1 000 000	4 101 927	1 506 550	6 474 321
	B a l i	17 203	114 872	1 597 444	11 843 077
613	IDBOA Bena/Loloan	0	6 798	0	116 664
620	IDDPS Ngurah Rai (U)	17 203	108 074	1 597 444	11 726 413
	Kalimantan Selatan	0	21	0	480
771	IDBAN Banjarmasin	0	21	0	480
	Kalimantan Timur	0	101 169	0	146 132

805	IDSRD	Samarinda	0	101 169	0	146 132
		Irian Ja a Barat	0	6	0	495
982	IDSQ	Sorong / Jefman (U)	0	6	0	495
		Papua	0	43 221	0	288 114
980	IDTIM	Amamapare	0	43 221	0	288 114
		Total Import	514 947 099	1 914 050 920	2 294 503 106	8 680 377 397

<http://www.bps.go.id>