

Conference Paper

Threats to Food Safety and Sustainability of Nike (*Awaous melanocephalus*) in Gorontalo Province

Aziz Salam¹, Femy M. Sahami¹, Citra Panigoro¹, Yuyu Indriati Arifin^{2,3}, and Masayuki Sakakibara³

¹Faculty of Fishery and Marine Science, Gorontalo State University, Jl. Jend. Sudirman No.6 Gorontalo 96128, Indonesia

²Faculty of Mathematics and Natural Science, Gorontalo State University, Jl. Jend. Sudirman No.6 Gorontalo 96128, Indonesia

³Graduate School, Faculty of Science and Technology, Ehime University, 10-13 Dogo-himata Matsuyama 790-8577, Japan

Abstract

The objective of this research is to develop the industrial-scale fluid bed dryer for paddy by scale-up of lab-scale experimental data. The developed dryer was conducted by simulation using a two phase model. Firstly, the experimental works by using lab-scale batch fluid bed dryer, was conducted to determine the drying curve of paddy (X_{in} 0.32 kg/kg dry base). In the experimental works, the inlet air temperature was varied ($^{\circ}\text{C}$): 40; 50; 60. The drying rate curves as a function of moisture content showed only decreasing drying rate period. Then, a very good agreement between the measured and simulation results of the profile of moisture content in solids was produced by simulator. Finally, a simulated continuous fluidized bed dryer for paddy with dimension 5 m of length and 1.5 of width was successfully performed, in which the influence of mass solid flow rate 0.1; 0.2; 0.4 tons/h, height of bed 0.25; 0.50; 0.75 m, and air temperature 50; 70; 100 $^{\circ}\text{C}$ on drying process were studied.

Keywords: Paddy, fluid bed dryer, batch, continuous, modelling, simulation.

Corresponding Author:

Aziz Salam

aziznan2@yahoo.com

Received: 28 July 2017

Accepted: 14 September 2017

Published: 23 November 2017

Publishing services provided by Knowledge E

© Aziz Salam et al. This article is distributed under the terms of the Creative Commons

Attribution License, which permits unrestricted use and redistribution provided that the original author and source are credited.

Selection and Peer-review under the responsibility of the ICSAFS Conference Committee.

1. Introduction

Nike (*Awaous melanocephalus*) seems to have become part of the cultural fabric of society in Gorontalo since time immemorial and perhaps one of the key factors that enable the early development of civilization in this northern part of Tomini Gulf. The myth that tries to explain its very existence is evident to that claim. According to the myth, the fish is the incarnations of an ancestor's menstrual blood which, proved by observations: turns into larvae enclosed in a membrane a size of coconut that drifts from the headwaters to the river mouth where they hatch as the membrane explode into a schooling of billions of juvenile fish.

OPEN ACCESS

After becoming the capital of the province in 2001, Gorontalo City grows rapidly. The growth ultimately brings about a diversity of menus into the ever growing food business as well. Nonetheless, varieties of nike dishes often times presented as typical culinary icon become widely renown. In the other hand, its function as important and favorite source of protein for people may be put under threat from the aspects of food safety and sustainable fishery and finally lead into food security issue.

Artisanals and small scale gold mining in Gorontalo has existed since the colonial era. The use of mercury as amalgam with uncontrolled discharge into the river poses high risk of contamination and has been a concern of environment nowadays [1]. One of the most important anthropogenic sources of mercury pollution in aquatic systems is mining [2]. The mining activities in the upper reaches of Bone-Bolango River certainly have an impact on water conditions and organisms in the river and estuary, and eventually to humans who use the water and consume its living organisms. The organic mercury which is known to accumulate in the food chain [3] and cross the blood brain barrier after human ingestion have been causing various neurological effects on human [4, 5]. The threat of inorganic mercury is also severe [6, 7], it is known to be more nephrotoxic than its organic form, as it primarily accumulates in the kidney proximal tubule cells. These are serious threats to human health, in terms of food safety.

Increasing inter-island market demand offers a better economy and stimulates fishermen to increase the catch by increasing capacity of their fishing gear. The fishing gears and methods of fishing systematically greatly reduce the chances of the fish to migrate back to the upstream and continue its life cycle. Therefore, declination and even extinction of nike population due to over fishing is a reasonable fear and will become a real threat in the near future.

This study aims to reveal the extent to which nike's contribution to local food security is threatened from the view point of food safety and sustainability.

2. Materials and Methods

Literature study on *Awaous melanocephalus* is limited. Very few sources discuss this subject. Results of in-depth research about nike cannot be found in scientific journals except for a few that discusses some peripheral aspects about quality, preservation, and processing. Field research was conducted in the estuary of and in the Bone bolango River to observe the technology and methods of nike fishing (Figure 1). Water samples were taken at three stations and examined in April to November 2014. Station 1 is at the river at N00°31'33.5"; E123°03'50.1". Station 2 is on the left side of the estuary at N00°30'08.4"; E123°03'54.5" in front of Leato Village, and Station 3 is on the right side at N 00°29'31.6"; E 123°02'40.9". Both Station 2 and 3 are nike fishing grounds.

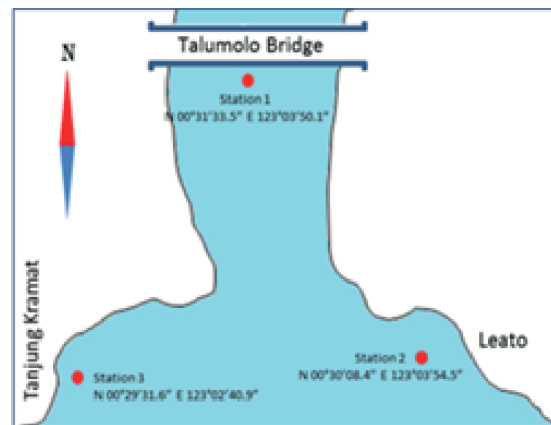


Figure 1: Research site.

Nike samples were taken from fishermen catch on fishing site only at Station 2 in two nike seasons, i.e. the ends of lunar months *Jumadil Akhir* (26th to 28th of April 2014) and *Rajab* (27th to 29th of May 2014). Mercury content examination of water and nike samples were done with Atomic Absorption Spectrophotometer (AAS) variant of 0.5-1000 mg/liter which has a wave length of 283, 3 nm and a slit width of 0.5 nm which was calibrated before use. Examination of mercury content in humans was done by taking hair samples from inhabitants living around the ASGM in the southern part of Gorontalo Province, collected from 77 respondents from Marisa, Tilamuta, Paguyaman and Gorontalo City. The mercury contents in human hair were determined using Particle Induced X-ray Emission (PIXE). Secondary data on production and distribution were obtained from the office of fish quarantine in Gorontalo City.

3. Results and Discussions

3.1. Nike fishery

Nike is classified in Class Pisces; Sub-class Teleostei; Ordo Gobioidae; Family Gobiidae; Genus *Awaous*; Species *Awaousmelanocephalus* Bleeker [8]. It has transparent, colorless, and scale-less body of 2.5-3 cm length and 3-5 mm depth. Its larvae drift from upstream to the rivermouth and hatch in the sea to form juvenile schoolings. Fish caught at this juvenile stage in the last ten days of lunar calendar and the schooling is of 99% juvenile of *Awaousmelanocephalus* and the rest is juvenile of *Eleotrisfrusca* [9]. The juvenile nike migrate or return back to the river of their origin at the end of each capture season before the new moon has risen. In Gorontalo Province, schools of nike are found in certain estuaries, which is in the local language called *milango*. At least there are four estuaries: Milango Taludaa, Milango Hulondalo, Milango Paguyaman, and Milango Marisa (Figure 2). Milango Hulondalo which is the Bone bolongo River's estuary in Gorontalo City has the biggest and steadiest stock.

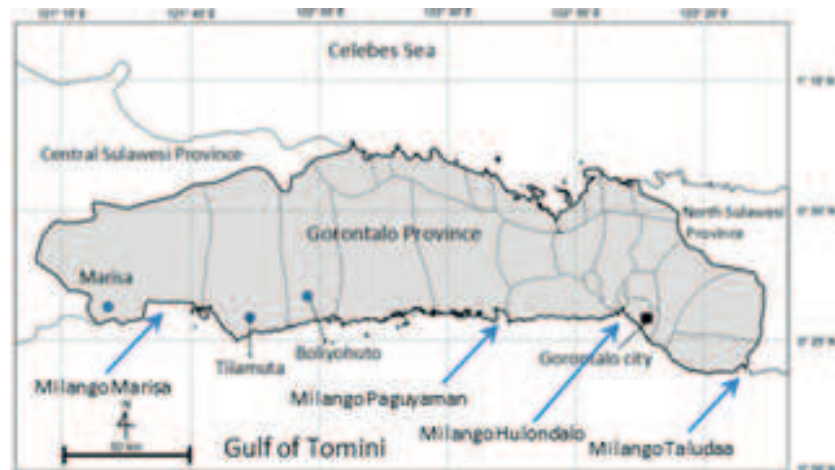


Figure 2: Habitats of nike in Gorontalo Province.

Generally, fresh catch sold by itinerant vendors without proper handling to maintain quality. Without preservation the fish can only stay fresh for 2-3 hours. Stock to be sold the next day preserved with low temperature using cold water to maintain freshness. Nevertheless, its quality degraded and the price declines. The fish has a pale appearance due to physical stress during handling and delays in handling. Cooling treatment using insulated cool box with a ratio of bulk ice and nike 1:2 extends selling period to 10 hours and for ratio 1:1 extends to 20 hours [10]. Nike is consumed freshly and cooked for dishes such as nugget, *yilepao* (sago mixed with nike), *pepes* nike (grilled in banana leaf), and stir-fry. Dried nike is processed with traditional way by the people [11]. There are differences in levels of protein contents in nike that caught in the first day and that of the last day [12]. The protein content in the first day nike is 2.7315%, while in the last day nike is 4.083%. Nike is known to contain essential amino acids like leucine (1.153%) and lysine (0.843%), also contains DHA (14.81%) and oleic acid (8.5%) [9].

There are several kinds of tools and methods used to capture nike which undergo changes and improvements over time. When nike is abundant in the waters and gathered in the shallow rocks, people living nearby catch the fish easily by hand or with a simple hand net. A handy lift-net made of two arms of bamboo or wood crossed at the ends into a triangle frame called *dudayahu* is used for bigger catch. *Dudayahu* is put in shallow water by laying its net to the bottom with stones as sinkers while the bamboo frames stay afloat. Light is placed on the frame when operates at night (Fig.3a). *Dudayahu* can also operate on a small canoe by one or two fishermen, a petromax usually used for lighting (Fig.3b).

Larger fishing gear called *tagahu* which is a kind of pocket trawl with a very fine mesh size that operates on shallow waters by two fishing boats and can also operate from shore line like a beach seine by circling and bracketing capture technique. At night operation, another boat for lighting is used to attract nike gathered in front of the net.

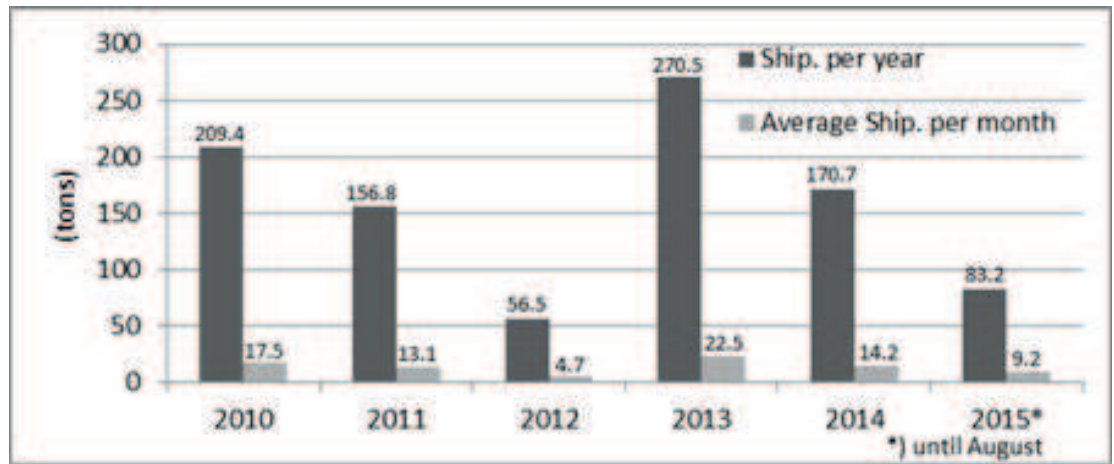


Figure 4: Inter-island shipping of Nike from Gorontalo.

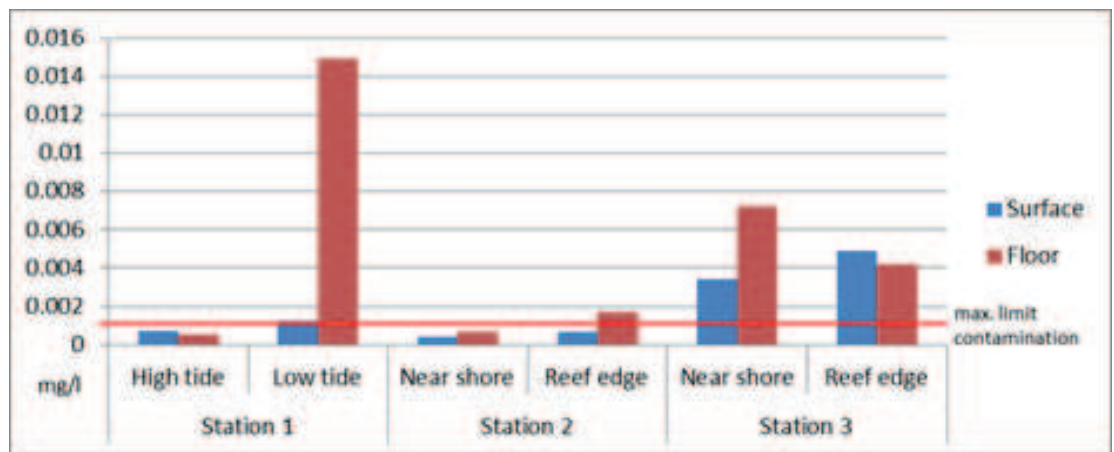


Figure 5: Mercury contamination in water.

3.3. Mercury concentration in water

Results of measurement of samples from water in three stations is given in Figure 5. When compared with the standard value of mercury (Hg) maximum levels allowed under Government Regulation No.82-2001 on the Management of Water Quality and Water Pollution Control and Decree of the Ministry of Environment No. 51-2004 that levels of Hg that is allowed is 0,001 mg/l. The levels of Hg in the waters around the mouth of Bone-Bolango River (Station 1) at low tide already exceed the maximum limit of contamination, especially at the floor. At high tide levels of Hg either at the surface or at the floor are still in good condition as the body of water of the river formed by water that comes from the sea, while at low tide the water in the river is mostly coming from upstream.

The content of Hg at Nike fishing grounds (Stations 2 and 3) in waters near shore and at the reef edge varies. At Station 2 sub-station near shore levels of Hg in the surface and the sea floor still far below the maximum limit. At Station 2 sub-station near the

reef edge levels of Hg in surface waters is still far below the maximum limit, but in the bottom waters the content is a little above the limit. Based on this, the condition of the waters around the fishing area of Nike at Leato Village near shore is not classified as contaminated waters either on the surface as well as the bottom water. While the bottom waters near the reef edge are already classified as contaminated waters.

Results of measurements of the levels of Hg at Station 3 in the sub-station near shore at surface and the bottom of the waters are above the maximum limit. In the sub-station near the reef edge at the surface and bottom waters are already 4 times greater than the maximum limit. Based on this, it can be said that the condition of the waters in the fishing area in Tanjung Kramat Village is already contaminated by the heavy metals mercury. These results are higher when compared to the similar study conducted at other areas in Indonesia. Results of mercury contamination measurements from waters of the Gulf of Kao was only about 0,001 mg/l [13].

The presence of metals in the body of water may come from natural sources and from activities undertaken by humans such as household waste and industrial waste discharges; in addition it may come from the subsided metal particles in the air due to the rain [14]. It has been shown that mercury contamination in Sepauk River West Kalimantan was likely caused by gold mining activities carried on upstream [15]. This seems to be the case also in Bone Bolango River. Data resulted from this research suggests that mercury release from gold mining activities conducted by local miners has caused negative effect on water quality. It was reported that there were activities by artisanal and Small-scale Gold Mining (ASGM) in Gorontalo Province [16]. Many ASGM sites in Gorontalo Province mainly using mercury to amalgamate gold from host rock. Reports on mercury contamination to the environment due to ASGM activities in Indonesia is given by Bose-Reilly *et al* and Castilhos *et al*. [17, 18].

Supriharyono states that the levels of heavy metals in fish and plants in a contaminated waters could reach 100,000 times higher than the levels of heavy metals in the water itself [19]. Research results has proved this, where the waters of Jakarta Bay's Hg levels was 0.00216 mg/l and in the flesh of fish reached 0.80448 mg/l [20]. Chemicals in the water are absorbed by organisms through the process of bio-concentration, bio-accumulation and bio-magnification, so the concentration of chemicals increase in the body of organisms compared to the water itself [20].

3.4. Mercury concentration in Nike

Nike samples were taken *in-situ* at Station 2 at two different sub-stations: near the shoreline and near the reef edge where they are captured. Results of measurement is depicted in Figure 6. High mercury levels are found in four samples taken on April 26 (sample no.01: 0.5945 ppm) and April 28 (sample no.09: 0.9367 ppm), and May 27

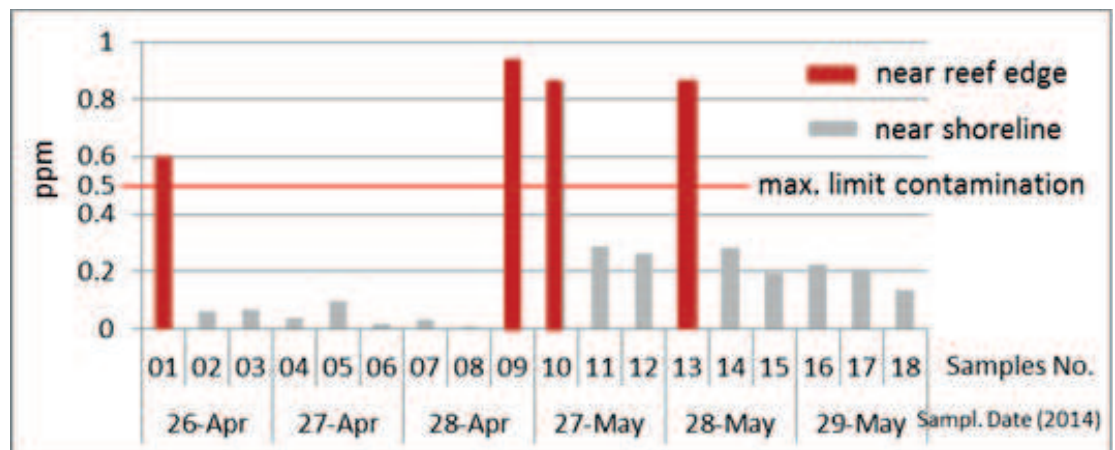


Figure 6: Mercury contamination in nike captured in Station 2 near reef edge and near shoreline.

(sample no.10: 0.8604 ppm) and May 28 (sample no.13: 0.8645 ppm) of the eighteen samples taken within six days. This illustrates that the levels of mercury in nike is not influenced by date of capture and duration of submerged in water. Content of mercury is not uniformly in all samples. Of the three samples taken on the same date when high contamination occurs there is only one sample has high mercury content.

The high level of mercury contamination seems to be strongly related to the spot where nike is captured. Samples with high mercury level are those taken at near the reef edge, contaminated far exceeding the maximum limit contamination of mercury in food permitted by the Indonesia National Standard (SNI 7387:2009) which is 0.5 ppm. Samples taken near the shoreline are all at low level of contaminations.

What causes high levels of mercury in the nike captured near the reef edge is still poorly understood. Content of mercury in the water samples taken at the sea floor near the reef edge at the nike fishing ground in Leato is 0.0017 mg/l, way higher than those of other spots in the same station and exceeding the water quality standard which permits only 0.001 mg/l as imposed by the decree of the ministry of environment (KEPMENLH No.51, 2004). This seems to provide some reason on why the mercury content in the samples taken near the reef edge are higher. Heavy metal like mercury tends to bind organic matters and subsides to the sea floor along with sediment therefore heavy metals content is higher in the water at the sea floor compare with heavy metal content in surface water. Mercury gets into fish through respiration, digestion or skin penetration [14]. Mercury that enters organism cannot be digested and it dissolves in fat therefore it can penetrate cell membrane and accumulate at cells in the organs of the organisms.

3.5. Mercury concentration in human hair

Biological monitoring is intended to detect the changes occurring in human body as a result of the influence of the industrial environment. The human hair as one of the biological samples, has some advantage compare to the other biological sample. Mercury concentration in hair sample will be used to characterize the risk by compared with reference values published by the German Human Biomonitoring (HBM) Commission [22]. HBM divides the risk category related to mercury in hair into 3 levels: Below HBM I (normal) for 0-1 ppm; Between HBM I and HBM II (Alert) for 1-5 ppm; and Over HBM II (High level) for >5 ppm.

Data collected in this research represent hair mercury contamination of inhabitants and ASGM workers of southern part of Gorontalo Province. The southern part of Gorontalo Province comprises large area and distributed into several regencies and city as shown in Figure 2. There are several ASGM (namely Gunung Pani of Marisa, Bilato of Boalemo, Paguyaman of Gorontalo, and Tulabolo of Bonebolango). There is no ASGM in Gorontalo city, but there are many gold shops that also uses mercury that released to Bone bolango River and there was reports on Gold shops contamination [21].

Human hair samples were taken from 77 participating miners and inhabitants who have range of age from 8 to 75 years. About 10-20 strands of hair were cut close to skin from right backside (mastoidal region of the temporal bone) and then labeled and stored in sample plastic bag [23]. Samples were distributed into four main groups according to their living area. The Group of UNG is composed of teachers and students of State University of Gorontalo. UNG Group represents as control group since they do not interact with mining site directly. While others groups represent as group of inhabitants and ASGM workers. The environmental conditions between those groups were different in number of mercury used and etc., but their geometrical means of group of Marisa, Paguyaman and Tilamuta were close to each other. More interestingly none of Tilamuta group work as ASGM workers.

According to HBM the hair mercury concentration more than 1 ppm is already in alert level. It means all of samples of Marisa, Paguyaman and Tilamuta are already in alert level. The UNG group in average also showing the alert level conditions, with exception of some students showing zero level of mercury in their hair. The cases of Tilamuta and UNG groups indicate that people who are not directly interact with mining activities are also put into high risk of mercury contamination through food chain and exposure to contaminated water. Nike, as favorite source of protein in Gorontalo, serves as feeder to higher organisms in the food chain will ultimately or directly deliver the mercury to human being.

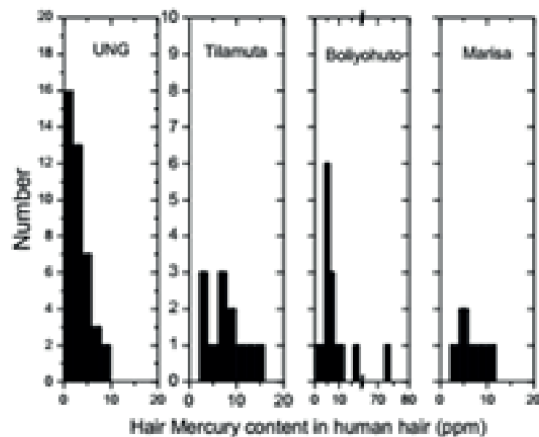


Figure 7: Distribution of Hair mercury content in human hair in southern part of Gorontalo Province.

4. Conclusion and Suggestion

Improving catching capacity of nike fishing gears may boost productivity and increase fishermen's income but that will threaten the sustainability of nike fishery if proper measure is not taken. Excessive catch of nike will reduce the chance of the fish to complete their lifecycle thus nike stock will undergo degradation over time. The increasing inter-island demand on nike has to be answered wisely by considering sustainability.

Mercury contamination in the water, nike, and the human being brings about a concern on food safety. The threat will become apparent in near future and the issue will extend to the level of food security as mercury contaminant accumulate excessively in other marine biota consumed by human, spread to staple plants in the watershed of Bone-Bolango River, and permeate in drinking water supply of the surrounding cities.

Comprehensive and in-depth research on *Awaous melanocephalus* is a necessity to address the issue of food safety, food security, and the sustainability of nike fishery.

References

- [1] Balihrusti. 2013. *Status Lingkungan Hidup Daerah Provinsi Gorontalo Tahun 2013*. Badan Lingkungan Hidup, Riset dan Teknologi Informasi (BALIHRISTI) Provinsi Gorontalo.
- [2] Wang, Q. et.al. 2004. Sources and remediation for mercury contamination in aquatic systems—a literature review. *Environmental Pollution*. Volume 131(2): 323-336
- [3] TEACH. 2007a. Organic Mercury, U.S. Environmental Protection Agency, http://www.epa.gov/teach/chem_summ/mercury_org_summary.pdf.
- [4] Clarkson, T. W. 1997. The Toxicology of Mercury. *Crit. Rev. Clin. Lab. Sci.*, 34: 369-403.
- [5] Wolfe, M. F.; Schwarzbach, S.; Sulaiman, R. A. 1998. Effects of Mercury on Wildlife: A Comprehensive Review. *Environ. Toxicol. Chem.* 17: 146 – 160.

- [6] TEACH. 2007b. Inorganic Mercury, U.S. Environmental Protection Agency, http://www.epa.gov/teach/chem_summ/mercury_inorg_summary.pdf
- [7] Blum, J. D.; Popp, B. N.; Drazen, J. C.; Anela Choy, C.; Johnson, M. W. 2013. Methyl mercury Production below the Mixed Layer in the North Pacific Ocean. *Nat. Geosci.*, 6, 879–884.
- [8] Saanin, H. 1984. *Taksonomi dan Kunci Identifikasi Ikan*. Jilid 1 dan 2. Bina Cipta, Jakarta.
- [9] Yusuf, N. 2011. Karakterisasi Gizi Dan Pendugaan Umur Simpan Savory Chips Ikan Nike (*Awaousmelanocephalus*). Tesis. Institut Pertanian Bogor. Bogor.
- [10] Panai, A.S. *et al.* 2013. Penentuan Perbandingan Es-curah dan Ikan Nike (*Awaousmelanocephalus*) Segar Dalam *Coolbox* Berinsulasi Terhadap Mutu Organoleptik dan Mikrobiologis Selama Pemasaran. *Jurnal Ilmiah Perikanan dan Kelautan*. Volume 1(2): 59-64. Jurusan Teknologi Perikanan-UNG
- [11] Tuina, Feraet *al.* 2013. Penentuan Lama Pengeringan dan Laju Perubahan Mutu Nike (*Awaousmelanocephalus*) Kering. *Jurnal Ilmiah Perikanan dan Kelautan*. Volume 1(A202): 95-102. Jurusan Teknologi Perikanan-UNG
- [12] Kadir, N.A. 2008. *Analisis Protein Ikan Nike Asal Gorontalo*. Skripsi. UNG. Gorontalo.
- [13] Edward. 2008. Pengamatan Kadar Merkuri (Hg) Di PerairanTeluk Kao (Halmahera) danPerairanAnggai (Pulau Obi) Maluku Utara. *JurnalMakara, SainsVol 12, No. 2: 97-101*
- [14] Palar, H. 1994. Pencemaran dan Toksikologi Logam Berat. Jakarta. Rineka Cipta
- [15] Triyani A. 2009. Kandungan Merkuri Pada Air dan Akumulasinya Pada Daging Ikan Patik (*Mystusmicracanthus Bleeker*) di Sungai Sepauk Kalimantan Barat. *Skripsi*. Fakultas Teknobiologi. Universitas Atma Jaya Yogyakarta. Yogyakarta
- [16] Mallongi, M.; Pataranawatt, P.; Parkpian. 2014. Mercury Emission from Artisanal Buladu Gold Mine and Its Bioaccumulation in Rice Grains, Gorontalo Province, Indonesia. *Adv. Mater. Res.*: 931-932, 744-748.
- [17] Bose-O'Reilly, S., Drasch, G., Beinhoff, C., Rodrigues-Filho, S., Roider, G., Lettmeier, B., Maydl, A., Maydl, S., and Siebert, U. 2010. Health assessment of artisanal gold miners in Indonesia, *Sci. Total Environ.* 208: 713-725.
- [18] Castilhos, Z.C., Rodrigues-Filho, s., Rodrigues, A.P.C., Villas-Boas, R.C., Veiga, M, and Beihhoff, C. 2006. Mercury Contamination in fish from gold mining areas in Indonesia and human health risk assessment, *Science of The Total Environment* 368: 320-325.
- [19] Supriharyono. 2007. Konservasi Ekosistem Sumberdaya Hayati di Wilayah Pesisir dan Laut Tropis. Pustaka Pelajar. Yogyakarta
- [20] Simange M. S, Simbolon D, Jusadi D. 2010. Analisis Kandungan Merkuri (Hg) dan Sianida (CN) Pada Beberapa Jenis Ikan Hasil Tangkapan Nelayan Di Teluk Kao, Halmahera Utara. IPB. Bogor

- [21] Cordy, P., Veiga, M. M, Crawford, B., Garcia, O., Gonzalez, V., Moraga, D., Roeser, M., and Wip, D. 2013. Characterization, mapping, and mitigation of mercury vapor emissions from artisanal mining gold shops. *Environmental Research*, Vol.125: 82-91.
- [22] Commission Human-Biomonitoring of the Federal Environmental Agency Berlin. 1999. Monography mercury – reference and human biomonitoring levels (HBM). *Bundesgesundheitsblatt*;42:522-32.
- [23] Foo, S.C., and Tan, T.C. 1998. Elements in the hair of South-east Asian Islanders, *The Science of the Total Environment* 209: 185-192.