

## KATA PENGANTAR

Publikasi Statistik Impor Nopember ini merupakan kelanjutan dari publikasi sebelumnya yang diterbitkan secara bulanan oleh Badan Pusat Statistik (BPS). Publikasi ini berisi data yang merupakan hasil pengolahan dokumen, baik yang berupa soft copy maupun hard copy. Data yang disajikan dalam publikasi ini, mencakup :

- A. Impor menurut Golongan Barang HS, Golongan Barang SITC, Komoditi (HS), Negara Asal, Pelabuhan Impor, Negara Asal dan Lima Golongan Barang Utama SITC 3 digit, Komoditi tertentu dan Negara Asal Utama
- B. Impor Kawasan Berikat menurut Golongan Barang HS 2 digit, Golongan Barang SITC, Negara Asal, Provinsi dan Pelabuhan Impor

Ucapan terima kasih dan penghargaan yang setinggi-tingginya disampaikan kepada seluruh aparat Bea dan Cukai serta Bank Indonesia yang telah secara teratur dan berkesinambungan mengirimkan dokumen PIB, juga kepada PT. Pertamina yang telah memberikan data impor minyak dan gas secara rutin. Selanjutnya, kepada semua pihak yang telah banyak membantu Badan Pusat Statistik sehingga memungkinkan diterbitkannya publikasi ini, juga disampaikan terima kasih.

Akhirnya, kami mengharapkan semoga publikasi ini dapat bermanfaat bagi pemakai.

Jakarta, Februari 2009  
Badan Pusat Statistik  
Kepala,

**DR. RUSMAN HERIAWAN**  
NIP. 340003999

## FOREWORD

The monthly publication of import statistics, is a sequential issue from the preceding publication which developed by The BPS-Statistics Indonesia. This Publication contains the data of imports document on both softcopy and hardcopy. The data in this publication covered:

- A. Import by HS Commodity Groups, SITC Commodity Groups, Commodity (HS), Country of Origin, Port of Importation, Country of Origin and Five Major SITC Commodity Group, Certain Commodities import by Main Country of Origin
- B. Bonded Zone import by Commodity 2 Digits HS, by SITC Commodity Group, Country of Origin, by Province and port of Importation

Deeply gratitude and the highest appreciation are due to the Custom Officers and Bank of Indonesia of their contribution of regularly in sending documents, and also to PT. Pertamina for the best cooperation in supporting data of oil and gas so that BPS published this edition successfully.

Finally, it is hoped that this publication would be useful for users.

Jakarta, February 2009  
BPS-Statistics Indonesia

**DR. RUSMAN HERIAWAN**  
Director General

## PENJELASAN

### 1. DAERAH PENCATATAN

Daerah pencatatan statistik dalam publikasi ini meliputi seluruh wilayah Republik Indonesia.

### 2. SUMBER DOKUMEN

Statistik dikumpulkan berdasarkan dokumen impor (Pemberitahuan Impor Barang (PIB - BC 2.0) dan Pemberitahuan Pengangkutan Barang Impor (PPBI – BC 2.3) yang diisi oleh importir. Dokumen PIB - BC 2.0 dan PPBI - BC 2.3 diterima dari Bea dan Cukai dan berlaku sejak April 1997 berdasarkan Surat Keputusan Menteri Keuangan nomor 101/KMK.05/1997 tanggal 10 Maret 1997.

### 3. SISTEM PERDAGANGAN

Sistem pencatatan Statistik Perdagangan Luar Negeri mempergunakan Sistem Perdagangan Umum (*the General Trade System*) atau dengan Sistem Perdagangan Khusus (*the Special Trade System*). Dalam Sistem Perdagangan Umum, Kawasan Berikat dianggap sebagai "dalam negeri", sedangkan dalam Sistem Perdagangan Khusus, dianggap sebagai "luar negeri". Sejak Januari 2008, sistem pencatatan Statistik Impor menggunakan Sistem Perdagangan Umum.

### 4. RUANG LINGKUP

Pencatatan Statistik Impor meliputi seluruh barang-barang yang masuk ke wilayah Indonesia.

### 5. KASUS KHUSUS

5.1 Sebagian impor kapal laut dan pesawat beserta suku cadangnya termasuk dalam Statistik Impor.

5.2 Barang-barang luar negeri yang diolah atau diperbaiki didalam negeri tetap dicatat sebagai barang impor, meskipun setelah barang tersebut selesai diproses akan kembali ke luar negeri (*re-ekspor*).

5.3 Barang-barang di bawah ini tidak termasuk di dalam Statistik Impor :

- a. Pakaian dan barang-barang perhiasan penumpang.
- b. Barang-barang penumpang untuk dipakai sendiri, kecuali lemari es, pesawat TV dan sebagainya.
- c. Barang-barang yang diimpor untuk keperluan perwakilan (kedutaan) suatu negara.
- d. Barang-barang untuk ekspedisi dan ekshibisi/pameran.
- e. Sebagian barang-barang yang langsung diimpor oleh angkatan bersenjata.
- f. Pembungkus/peti kemas.
- g. Uang dan surat-surat berharga.
- h. Barang-barang sebagai contoh.

## **6. SISTEM PENGOLAHAN**

Data dalam publikasi ini mencakup dokumen PIB selama Nopember 2008 yang diterima oleh Badan Pusat Statistik sampai akhir Desember 2008. Sistem pengolahan menggunakan *Carry Over*. Dengan metode ini dokumen-dokumen dari Bea dan Cukai ditunggu selama satu bulan setelah bulan berjalan. Dokumen-dokumen yang datang terlambat akan dimasukkan dalam bulan pengolahan berikutnya.

## **7. KLASIFIKASI JENIS BARANG**

Penggolongan barang yang digunakan di dalam statistik impor adalah klasifikasi Barang Impor yang berdasarkan pada Buku Tarif Bea Masuk Indonesia 2007 (BTBMI 2007) yang mengacu pada amandemen keempat dari World Customs Organization (WCO) sebagai lembaga Internasional yang menyusun klasifikasi Harmonized System (HS). Disamping menggunakan HS sebagai klasifikasi jenis barang, juga digunakan Standard International Trade Classification (SITC) Revisi 4.

## **8. PERIODE REFERENSI**

Periode penentuan impor adalah tanggal penyelesaian dokumen oleh pejabat-pejabat Bea dan Cukai yang terdapat dalam dokumen impor.

## **9. NILAI BARANG**

Nilai barang dinyatakan dalam nilai CIF (US\$) dan nilai Kurs Oktober 2008 yang digunakan adalah US\$ 1 = Rp. 11.627,-

## **10. SATUAN BARANG**

Berat barang impor adalah berat bersih dan dinyatakan dalam Kg.

## **11. NEGARA ASAL**

Negara asal adalah negara dimana barang-barang tersebut dihasilkan yang dokumennya setelah diperiksa oleh pejabat Bea dan Cukai dan dinyatakan sesuai dengan peraturan yang berlaku.

## EXPLANATORY NOTES

### 1. AREA RECORDINGS

The statistical recording area in this publication covers the entire territory of the Republic of Indonesia.

### 2. SOURCE OF DOCUMENTS

Statistics are compiled based on Import Declaration Form (Pemberitahuan Impor Barang (PIB-BC 2.0) or Pemberitahuan Pengangkutan Barang Impor (PPBI-BC 2.3)) of Import documents that are filled by importers. The PIB documents received from Customs and Excise, prevailing on April 1, 1997, based on Minister of Finance Decree No. 101/KMK.05/1997, March 10, 1997.

### 3. TRADE SYSTEM

The systems of recording Foreign Trade Statistics apply the General Trade System or the Special Trade System. In the General Trade System, the Bonded Zone is regarded as "*Domestic*", while in the Special Trade System; the Bonded Zone is regarded as "*Abroad*". Since January 2008, the systems of recording import Statistics have applied the General Trade System.

### 4. COVERAGE

The recording Import Statistics covers all goods entering the Indonesian territory.

### 5. PARTICULAR CASES

**5.1** Part of importation of sea vessels and airplanes and their spare parts are included in the Import Statistics.

**5.2** Overseas goods which are processed or modified in Indonesian Country are recorded as importation, although after the goods finish process will return to abroad (re-exports).

**5.3** The goods here under are not included in the Import Statistics:

- a. Clothes and jewelry of passengers.
- b. Luggage of passengers of own use, except refrigerators, television sets, etc.
- c. Goods imported for the use of foreign countries representations (embassies).
- d. Goods for expeditions and exhibition shows.
- e. A part of the goods directly imported by armed forces.
- f. Packing's containers to be refilled.
- g. Bank notes and securities.

h. Sample goods.

## **6. PROCESSING SYSTEM**

The data in this publication covers documents of November 2008 were received by the BPS to the end of December, 2008. The documents are processed using a carry over system. The deadline for the acceptance of documents of a certain month is one month after the reference period, which means the end of the following month. The documents accepted after the deadline is considered as the document of the following month.

## **7. COMMODITY CLASSIFICATION**

The classification of goods in this publication applies the 2007 Indonesia's Tariff Classification, based on fourth amendment from World Customs Organization (WCO) as an International Organization who arranged the Classification of Harmonized System (HS). Besides applying the HS, the Standard International Trade Classification (SITC) Revised 4 is also applied in the classification of goods.

## **8. REFERENCE PERIOD**

The period of import determination is the date of settlement/completion by the Customs and Excise Officials as stated in the Import documents.

## **9. COMMODITY VALUATION**

The values recorded, are the CIF value (US\$). The exchange rate use for October 2008, US\$ 1 = Rp. 11,627,-

## **10. UNIT OF COMMODITY**

The net weight of imported goods are presented to Kg.

## **11. COUNTRY OF ORIGIN**

Country of origin is the country in which the goods have been produced, after being verified by Customs and Excise Officials, pursuant to the prevailing regulations

## DAFTAR ISI/CONTENTS

		Halaman/Page
	KATA PENGANTAR/FOREWORD .....	iii-iv
	PENJELASAN/EXPLANATORY NOTES .....	v-viii
	DAFTAR ISI/CONTENTS .....	ix
	RINGKASAN/SUMMARY .....	xi-xix
Tabel/Table	I-1. Import Menurut Golongan Barang HS/ <i>Import by HS Commodity Groups</i>	
	A. Menurut 21 Golongan Barang HS/ <i>By 21 HS Commodity Groups</i> .....	1
	B. Menurut Golongan Barang 2 Dijiit HS/ <i>By Commodity Groups 2 Digit Code HS</i> .....	2
	C. Menurut 40 Golongan Barang HS Terbesar/ <i>By 40 Biggest Commodities 10 Digit HS Code</i> .....	3
Tabel/Table	I-2. Impor Menurut Golongan Barang SITC/ <i>Import by SITC Commodity Groups</i> .....	4-8
Tabel/Table	I-3. Impor Menurut Komoditi (HS)/ <i>Import by Commodity (HS)</i> .....	9-115
Tabel/Table	I-4. Impor Menurut Negara Asal/ <i>Import by Country of Origin</i> .....	116-119
Tabel/Table	I-5. Impor Menurut Pelabuhan Impor/ <i>Import by Port of Importation</i> .....	120-123
Tabel/Table	I-6. Impor Menurut Negara Asal dan Lima Golongan Barang (SITC) Utama/ <i>Import by Country of Origin and Five Major SITC Commodity Group</i> .....	124-153
Tabel/Table	I-7. Impor Komoditi Tertentu Menurut Negara Asal Utama/ <i>Certain Commodities Import by Main Country of Origin</i> .....	154-157
Tabel/Table	K1. Import Kawasan Berikat Menurut Golongan Barang 2 Dijiit HS/ <i>Bonded Zone Import by Commodity 2 Digits HS</i> .....	158-159
Tabel/Table	K2. Impor Kawasan Berikat Menurut Golongan Barang SITC/ <i>Bonded Zone Import by SITC Commodity Group</i> .....	160-164
Tabel/Table	K3. Impor Kawasan Berikat Menurut Negara Asal/ <i>Bonded Zone Import by Country of Origin</i> .....	165-167
Tabel/Table	K4. Impor Kawasan Berikat Menurut Provinsi dan Pelabuhan Impor/ <i>Bonded Zone Import by Province and Port of Importation</i> .....	168-169

<http://www.bps.go.id>



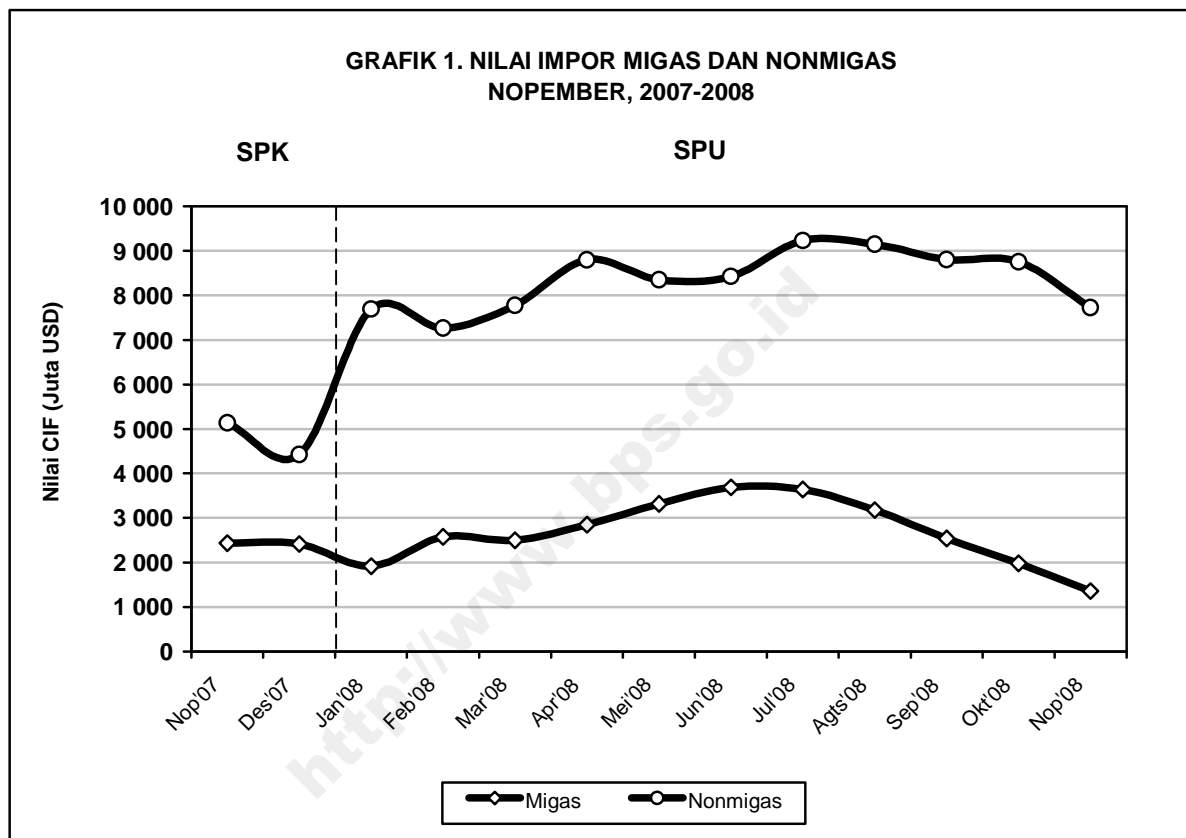
## RINGKASAN

Pada Nopember 2008 nilai impor mencapai USD 9.081,3 juta yang terdiri dari impor melalui Kawasan Berikat sebesar USD 1.583,8 juta (17,44 persen) dan di Luar Kawasan Berikat sebesar USD 7.497,5 juta (82,56 persen). Nilai impor migas Indonesia mencapai USD 1.358,0 juta atau 14,95 persen dari total impor Indonesia. Sedangkan nilai impor nonmigas mencapai USD 7.723,3 juta dan memberikan peranan sebesar 85,05 persen terhadap total impor Indonesia.

**TABEL 1. IMPOR MIGAS DAN NONMIGAS  
NOPEMBER, 2007-2008**

Tahun/Bulan	Migas		Nonmigas		Total	
	Indonesia	Kawasan	Indonesia	Kawasan	Indonesia	Kawasan
<b>Nilai CIF (Juta USD)</b>						
<b>Sistem Perdagangan Khusus</b>						
<b>2007</b>						
Nopember	2 436,2	---	5 137,9	---	7 574,1	---
Desember	2 417,7	---	4 420,1	---	6 837,8	---
<b>Sistem Perdagangan Umum</b>						
<b>2008</b>						
Januari	1 918,5	10,6	7 689,6	2 096,1	9 608,1	2 106,7
Februari	2 576,9	11,4	7 266,0	1 960,2	9 842,9	1 971,6
Maret	2 499,8	8,1	7 776,9	2 299,6	10 276,7	2 307,7
April	2 851,1	20,8	8 795,6	2 273,6	11 646,7	2 294,4
Mei	3 315,3	17,5	8 348,9	1 978,0	11 664,2	1 995,5
Juni	3 685,9	49,4	8 424,6	2 195,1	12 110,5	2 244,5
Juli	3 639,1	23,2	9 230,7	2 039,3	12 869,8	2 062,5
Agustus	3 177,1	36,4	9 149,1	1 971,6	12 326,2	2 008,0
September	2 539,1	5,0	8 803,7	1 935,0	11 342,8	1 940,0
Oktober	1 977,7	5,3	8 754,8	1 779,8	10 732,5	1 785,1
Nopember	1 358,0	6,9	7 723,3	1 576,9	9 081,3	1 583,8
<b>Peranan Terhadap Total Impor (%)</b>						
<b>Sistem Perdagangan Khusus</b>						
<b>2007</b>						
Nopember	32,16	---	67,84	---	100,00	---
Desember	35,36	---	64,64	---	100,00	---
<b>Sistem Perdagangan Umum</b>						
<b>2008</b>						
Januari	19,97	0,50	80,03	99,50	100,00	100,00
Februari	26,18	0,58	73,82	99,42	100,00	100,00
Maret	24,32	0,35	75,68	99,65	100,00	100,00
April	24,48	0,91	75,52	99,09	100,00	100,00
Mei	28,42	0,88	71,58	99,12	100,00	100,00
Juni	30,44	2,20	69,56	97,80	100,00	100,00
Juli	28,28	1,12	71,72	98,88	100,00	100,00
Agustus	25,78	1,81	74,22	98,19	100,00	100,00
September	22,39	0,26	77,61	99,74	100,00	100,00
Oktober	18,43	0,30	81,57	99,70	100,00	100,00
Nopember	14,95	0,44	85,05	99,56	100,00	100,00

Dari total nilai impor migas Indonesia, impor melalui Kawasan Berikat hanya sebesar USD 6,9 juta atau 0,51 persen, sedangkan sisanya sebanyak USD 1.351,1 juta (99,49 persen) di Luar Kawasan Berikat. Sementara itu, nilai impor nonmigas di Luar Kawasan Berikat mencapai USD 6.146,4 juta atau 79,58 persen dan yang melalui Kawasan Berikat sebesar USD 1.576,9 juta (20,42 persen).



Keterangan : SPK = Sistem Perdagangan Khusus  
SPU = Sistem Perdagangan Umum

Dilihat dari peranannya, selama tiga belas bulan terakhir impor migas memberikan kontribusi rata-rata 25,47 persen per bulan dan impor nonmigas sebesar 74,53 persen per bulan. Sementara itu, pada Nopember 2008 peranan impor migas mencapai 14,95 persen yang berarti angka tersebut berada di bawah rata-rata. Sebaliknya peranan impor nonmigas berada di atas rata-rata yaitu 85,05 persen.

Dengan diterapkannya Sistem Perdagangan Umum (General Trade System) dalam pencatatan statistik impor, secara keseluruhan nilai impor barang yang tercatat mengalami

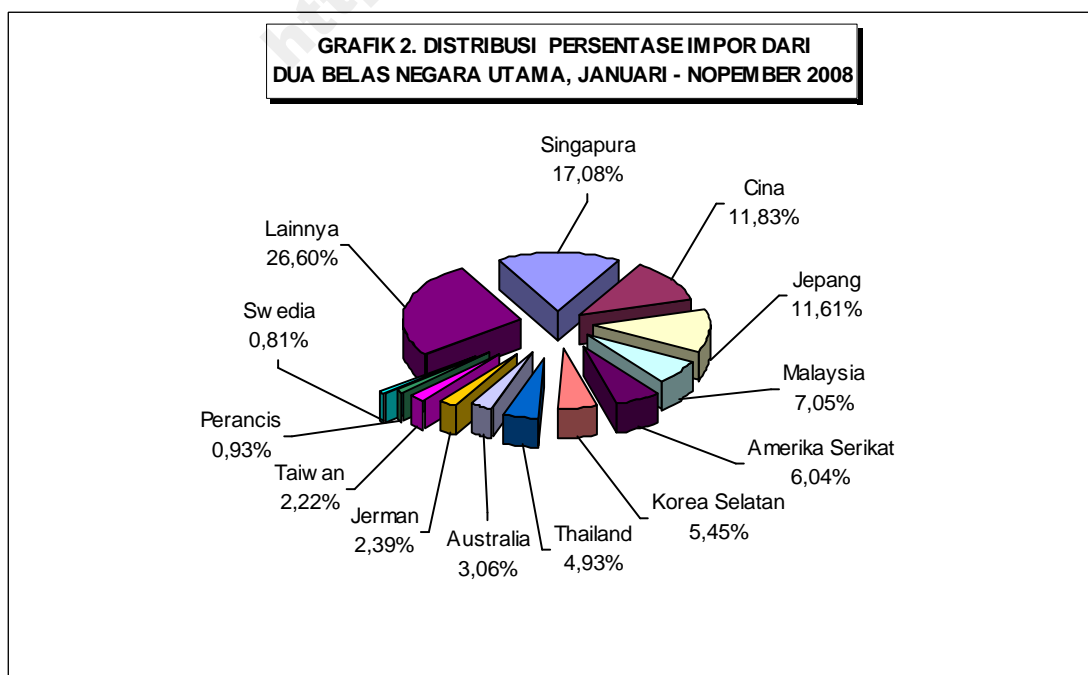
kenaikan yang nyata (signifikan).

**TABEL 2. PERKEMBANGAN IMPOR MIGAS DAN NONMIGAS  
JANUARI-NOPEMBER, 2004-2008**

Bulan/ Tahun	Nilai(JutaUSD)			Peranan (%)			
	Migas	Nonmigas	Total	Migas	Nonmigas	Total	
<b>Jan-Nop :</b>							
<b>SPK:</b>	2004	10 534,4	31 017,3	41 551,7	25,35	74,65	100,00
	2005	16 116,4	36 695,0	52 811,4	30,52	69,48	100,00
	2006	17 595,7	38 501,3	56 097,0	31,37	68,63	100,00
	2007	19 515,1	48 120,5	67 635,6	28,85	71,15	100,00
<b>SPU:</b>	2008	29 538,5	91 963,2	121 501,7	24,31	75,69	100,00

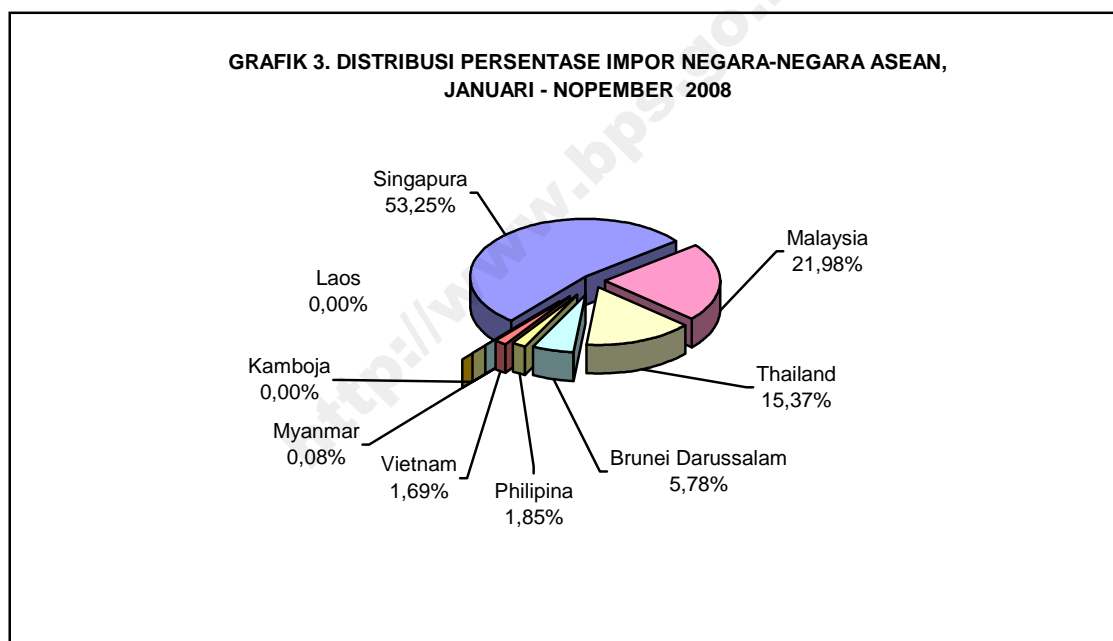
Keterangan : SPK = Sistem Perdagangan Khusus  
SPU = Sistem Perdagangan Umum

Impor migas Januari-Nopember 2008 sebesar USD 29.538,5 juta atau lebih tinggi daripada rata-rata migas Januari-Nopember periode 2004-2007 yang sebesar USD 15.940,4 juta. Sedangkan rata-rata impor nonmigas Januari-Nopember periode 2004-2007 sebesar USD 38.583,5 juta atau lebih rendah dibanding impor nonmigas Januari-Nopember 2008 yang sebesar USD 91.963,2 juta. Dilihat dari nilainya, selama Januari-Nopember pada periode 2004-2008 di dominasi oleh impor nonmigas dengan rata-rata peranan sebesar 71,92 persen per tahun. Dengan demikian dapat disimpulkan bahwa perekonomian Indonesia selama ini masih bertumpu pada sektor nonmigas.



Dari keseluruhan nilai impor pada Januari - Nopember 2008, 73,40 persen berasal dari dua belas negara utama. Singapura menempati posisi pertama, yaitu 17,08 persen dari total impor Indonesia, diikuti oleh Cina (11,83 persen), Jepang (11,61 persen), Malaysia (7,05 persen), Amerika Serikat (6,04 persen), Korea Selatan (5,45 persen), Thailand (4,93 persen), Australia (3,06 persen), Jerman (2,39 persen), Taiwan (2,22 persen), Perancis (0,93 persen), dan Swedia (0,81 persen).

Impor terbesar pada Januari-Nopember 2008 berasal dari sembilan negara kelompok APEC Lainnya yakni mencapai 36,77 persen atau sebesar USD 44.672,9 juta. Kelompok negara ASEAN berada di urutan berikutnya dengan peranan sebesar 32,08 persen (USD 38.973,4 juta), kemudian diikuti negara-negara kelompok Uni Eropa 7,79 persen (USD 9.461,5 juta), negara kelompok NAFTA sebesar 7,57 persen (USD 9.198,2 juta), dan kelompok negara lainnya menyumbang 15,79 persen (USD 19.189,6 juta).



Jika dilihat impor Indonesia dari kelompok ASEAN, selama Januari-Nopember 2008 peranan impor yang paling tinggi adalah dari *Singapura* dengan peranan sebesar 53,25 persen dari total impor ASEAN. *Malaysia* menempati urutan kedua sebesar 21,98 persen, diikuti oleh *Thailand* (15,37 persen), *Brunei Darussalam* (5,78 persen), *Philipina* (1,85 persen), *Vietnam* (1,69 persen), sementara peranan impor dari *Myanmar*, *Kamboja* dan *Laos* masih di bawah satu persen.

Dari kelompok negara Uni Eropa, selama Januari-Nopember 2008 peranan impor yang paling tinggi adalah dari *Jerman* dengan peranan sebesar 30,66 persen dari total impor Uni

Eropa. *Perancis* menempati urutan kedua dengan peranan 11,97 persen, diikuti oleh *Swedia* (10,40 persen), *Inggris* (10,37 persen), dan *Italia* (9,64 persen).

**TABEL 3. NILAI DAN PERANAN IMPOR  
DARI KELOMPOK NEGARA ASEAN, NAFTA, DAN UNI EROPA  
JANUARI - NOPEMBER 2007 DAN 2008**

KELOMPOK NEGARA	Januari - Nopember 2007		Januari - Nopember 2008	
	Nilai (Juta USD)	Peranan (%)	Nilai (Juta USD)	Peranan (%)
<b>APEC</b>				
<b>ASEAN</b>	<b>21 566,6</b>	<b>31,89</b>	<b>38 973,4</b>	<b>32,08</b>
Thailand	3 969,9	5,87	5 990,5	4,93
Singapura	8 986,8	13,29	20 754,7	17,08
Philipina	331,1	0,49	720,0	0,59
Malaysia	5 597,8	8,28	8 566,7	7,05
Myanmar	28,7	0,04	29,4	0,03
Kamboja	1,2	0,00	1,7	0,00
Brunei Darussalam	1 680,8	2,49	2 251,2	1,86
Laos	2,9	0,00	0,2	0,00
Vietnam	967,4	1,43	659,0	0,54
<b>NAFTA</b>	<b>5 424,9</b>	<b>8,02</b>	<b>9 198,2</b>	<b>7,57</b>
Amerika Serikat	4 408,2	6,52	7 336,1	6,04
Kanada	954,5	1,41	1 722,4	1,42
Meksiko	62,2	0,09	139,7	0,11
<b>NEGARA APEC LAINNYA</b>	<b>22 091,4</b>	<b>32,66</b>	<b>44 672,9</b>	<b>36,77</b>
Jepang	6 031,9	8,92	14 106,0	11,61
Hongkong	399,6	0,59	2 225,4	1,83
Korea Selatan	2 997,4	4,43	6 620,1	5,45
Taiwan	1 375,4	2,03	2 699,2	2,22
Cina	7 863,2	11,63	14 374,9	11,83
Papua New Guinea	12,2	0,02	18,7	0,02
Australia	2 759,0	4,08	3 718,8	3,06
Selandia Baru	456,9	0,67	675,5	0,56
Chili	195,8	0,29	234,3	0,19
<b>UNI EROPA</b>	<b>6 832,0</b>	<b>10,10</b>	<b>9 461,5</b>	<b>7,79</b>
Jerman	1 829,7	2,71	2 901,0	2,39
Perancis	1 169,2	1,73	1 132,8	0,93
Swedia	736,9	1,09	983,6	0,81
Inggris	575,0	0,85	980,8	0,81
Italia	617,8	0,91	911,7	0,75
Belgia	314,5	0,46	589,6	0,48
Belanda	413,2	0,61	564,5	0,46
Finlandia	307,3	0,45	346,9	0,28
Austria	119,1	0,18	336,3	0,28
Spanyol	210,9	0,31	240,1	0,20
Irlandia	166,0	0,25	119,3	0,10
Denmark	89,6	0,13	93,7	0,08
Polandia	91,6	0,14	67,4	0,06
Cheska	54,2	0,08	56,7	0,05
Hungaria	20,7	0,03	29,5	0,02
UNI EROPA LAINNYA	116,3	0,17	107,6	0,09
<b>LAINNYA</b>	<b>11 720,7</b>	<b>17,33</b>	<b>19 189,6</b>	<b>15,79</b>

<b>TOTAL IMPOR</b>	<b>67 635,6</b>	<b>100,00</b>	<b>121 501,7</b>	<b>100,00</b>
--------------------	-----------------	---------------	------------------	---------------

**TABEL 4. IMPOR MENURUT GOLONGAN PENGGUNAAN BARANG  
JANUARI – NOPEMBER 2004 - 2008**

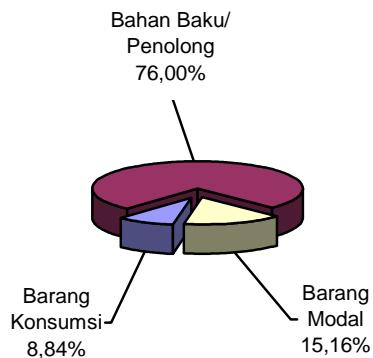
Bulan/ Tahun	Nilai (Juta USD)				Peranan (%)				
	Barang Konsumsi	Bahan Baku/ Penolong	Barang Modal	Total	Barang Konsumsi	Bahan Baku/ Penolong	Barang Modal	Total	
<b>Jan-Nop :</b>									
<b>SPK:</b>	2004	3 404,6	32 403,3	5 743,8	41 551,7	8,19	77,98	13,82	100,00
	2005	4 188,1	41 139,4	7 483,9	52 811,4	7,93	77,90	14,17	100,00
	2006	4 363,6	43 384,9	8 348,5	56 097,0	7,78	77,34	14,88	100,00
	2007	5 977,8	51 403,6	10 254,2	67 635,6	8,84	76,00	15,16	100,00
<b>SPU:</b>	2008	7 857,6	94 240,1	19 404,0	121 501,7	6,47	77,56	15,97	100,00

Keterangan : SPK = Sistem Perdagangan Khusus  
SPU = Sistem Perdagangan Umum

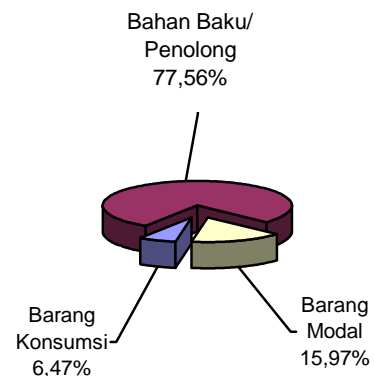
Rata-rata nilai impor Januari-Nopember periode 2004-2007 adalah sebesar USD 54.523,9 juta dengan rata-rata nilai impor barang konsumsi dan peranannya selama empat tahun tersebut mencapai USD 4.483,5 juta (8,18 persen), impor *bahan baku/penolong* sebesar USD 42.082,8 juta (77,31 persen), dan impor *barang modal* sebesar USD 7.957,6 juta (14,51 persen). Sedangkan Januari-Nopember 2008, barang konsumsi, bahan baku/penolong, dan barang modal masing-masing memberikan kontribusi sebesar 6,47 persen, 77,56 persen, dan 15,97 persen dari total impor Indonesia.

**GRAFIK 5. PERSENTASE NILAI IMPOR INDONESIA  
MENURUT GOLONGAN PENGGUNAAN BARANG  
JANUARI – NOPEMBER 2007 DAN 2008**

Januari-Nopember 2007



Januari-Nopember 2008



Dilihat dari peranannya selama Januari-Nopember periode 2004-2008, rata-rata peranan tertinggi diberikan oleh impor bahan baku/penolong yaitu 77,36 persen, diikuti oleh rata-rata impor barang modal sebesar 14,80 persen dan rata-rata impor bahan konsumsi sebesar 7,84 persen. Sementara itu, peran barang konsumsi yang tertinggi dicapai di tahun 2007 yaitu sebesar 8,84 persen. Golongan bahan baku/penolong memberikan peranan tertinggi di tahun 2004 sebesar 77,98 persen, sedangkan golongan barang modal peran tertingginya dicapai pada tahun 2008 sebesar 15,97 persen.

Jika dibandingkan dengan periode tahun sebelumnya, peranan nilai impor *bahan baku/penolong* dan *barang modal* terhadap keseluruhan nilai impor pada Januari-Nopember 2008 mengalami peningkatan masing-masing dari 76,00 persen menjadi 77,56 persen (naik 1,56 poin) dan dari 15,16 persen menjadi 15,97 persen (naik 0,81 poin). Sebaliknya impor *barang konsumsi* menurun dari 8,84 persen menjadi 6,47 persen (turun 2,37 poin).

Menurut golongan barang SITC (Standard International Trade Classification) 1 dijit, kelompok barang utama impor selama Januari-Nopember 2008 adalah kelompok *mesin dan alat angkutan* dengan nilai sebesar USD 39.341,9 juta dan memberikan peran sebesar 32,38 persen dari total impor Indonesia Januari-Nopember 2008. Jika dibandingkan dengan periode yang sama tahun sebelumnya, peranan impor kelompok ini mengalami peningkatan sebesar 6,87 poin dari 25,51 persen menjadi 32,38 persen.

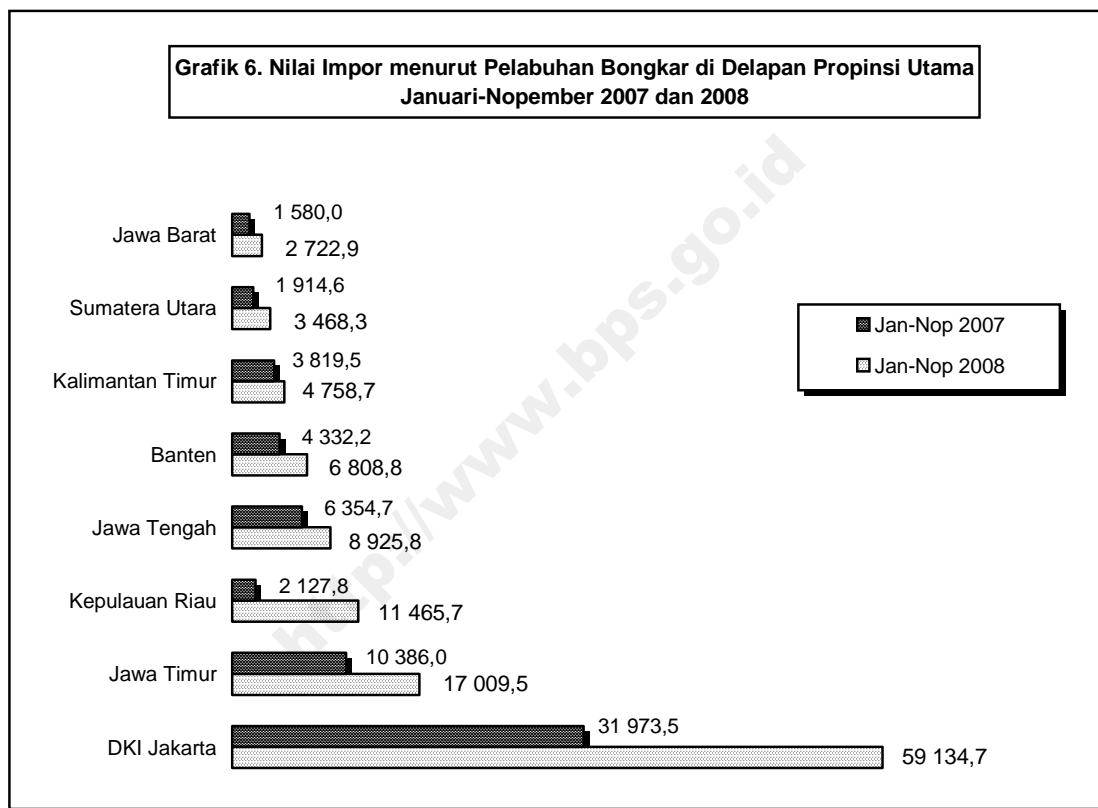
**TABEL 5. IMPOR MENURUT SITC-1 DIJIT  
JANUARI - NOPEMBER 2007 DAN 2008**

SITC	Januari - Nopember 2007		Januari - Nopember 2008		
	Nilai (Juta USD)	Peranan (%)	Nilai (Juta USD)	Peranan (%)	
0	Bahan Makanan dan Binatang Hidup	6 379,0	9,43	7 453,9	6,14
1	Minuman dan Tembakau	297,4	0,44	420,4	0,35
2	Bahan Baku dan Hasil Tambang	4 113,6	6,08	6 937,0	5,71
3	Minyak dan Bahan Bakar Mineral	19 571,3	28,94	29 632,8	24,39
4	Minyak Nabati dan Hewani	77,2	0,11	121,3	0,10
5	Bahan Kimia dan produknya	9 274,8	13,71	15 192,7	12,50
6	Barang-barang Buatan Pabrik	8 836,6	13,07	18 909,6	15,56
7	Mesin dan Alat Angkutan	17 252,1	25,51	39 341,9	32,38
8&9	Lainnya	1 833,6	2,71	3 492,1	2,87
<b>Total Impor</b>		<b>67 635,6</b>	<b>100,00</b>	<b>121 501,7</b>	<b>100,00</b>

Impor kelompok barang SITC 1 dijit yang terbesar berikutnya adalah *minyak dan bahan bakar mineral* dengan nilai USD 29.632,8 juta dengan peran sebesar 24,39 persen, diikuti oleh *barang-barang buatan pabrik* sebesar USD 18.909,6 juta (15,56 persen). Selanjutnya yaitu *bahan kimia dan produknya* sebesar USD 15.192,7 juta (12,50 persen), *bahan makanan dan binatang hidup* sebesar USD 7.453,9 juta (6,14 persen), *bahan baku dan hasil tambang* sebesar USD 6.937,0 juta (5,71 persen), *kelompok barang lainnya* sebesar USD 3.492,1 juta (2,87 persen), *minuman dan tembakau* sebesar USD 420,4 juta (0,35 persen), dan *minyak nabati dan hewani* sebesar USD 121,3 juta (0,10 persen).



Selama Januari-Nopember 2008, pelabuhan di DKI Jakarta membongkar barang impor terbesar dibanding dengan pelabuhan di propinsi lain, yaitu sebesar USD 59.134,7 juta atau 48,67 persen dari total impor Indonesia. Propinsi dengan impor terbesar kedua adalah Jawa Timur yang mencapai USD 17.009,5 juta (14,00 persen), diikuti Kepulauan Riau USD 11.465,7 juta (9,44 persen), Jawa Tengah USD 8.925,8 juta (7,35 persen), dan Banten USD 6.808,8 juta (5,60 persen). Kemudian nilai impor yang masuk melalui propinsi Kalimantan Timur, Sumatera Utara, dan Jawa Barat masing-masing sebesar USD 4.758,7 juta, USD 3.468,3 juta, dan USD 2.722,9 juta. Sementara nilai impor ke propinsi lainnya masih berada di bawah USD 1,5 milyar.



Dibandingkan periode yang sama tahun 2007, delapan propinsi utama diatas mengalami perubahan peranan. Tiga propinsi mengalami perubahan peran positif atau meningkat yaitu propinsi Kepulauan Riau sebesar 6,30 poin, DKI Jakarta 1,40 poin, Sumatera Utara 0,02 poin. Sementara lima propinsi lainnya mengalami perubahan negatif atau menurun yaitu Jawa Tengah 2,04 poin, Kalimantan Timur 1,73 poin, Jawa Timur sebesar 1,36 poin, Banten 0,80 poin, dan Jawa Barat 0,10 poin.

**TABEL 6. NILAI DAN PERANAN IMPOR MENURUT PROPINSI<sup>1)</sup>  
JANUARI - NOPEMBER 2007 DAN 2008**

Propinsi	Januari-Nopember 2007		Januari-Nopember 2008	
	Nilai (Juta USD)	Peranan (%)	Nilai (Juta USD)	Peranan (%)
Nanggroe Aceh Darussalam	30,1	0,04	384,2	0,32
Sumatera Utara	1 914,6	2,83	3 468,3	2,85
Sumatera Barat	73,3	0,11	473,8	0,39
Riau	841,0	1,24	1 563,0	1,29
Jambi	168,9	0,25	142,1	0,12
Sumatera Selatan	160,3	0,24	201,1	0,16
Bengkulu	3,8	0,01	3,0	0,00
Lampung	1 496,1	2,21	944,5	0,78
Bangka Belitung	21,6	0,03	51,7	0,04
Kepulauan Riau	2 127,8	3,14	11 465,7	9,44
DKI Jakarta	31 973,5	47,27	59 134,7	48,67
Jawa Barat	1 580,0	2,34	2 722,9	2,24
Jawa Tengah	6 354,7	9,39	8 925,8	7,35
D I Yogyakarta	0,1	0,00	0,5	0,00
Jawa Timur	10 386,0	15,36	17 009,5	14,00
Banten	4 332,2	6,40	6 808,8	5,60
B a l i	477,8	0,71	701,1	0,58
Nusa Tenggara Barat	208,5	0,31	281,8	0,23
Nusa Tenggara Timur	17,6	0,03	2,7	0,00
Kalimantan Barat	85,7	0,13	97,4	0,08
Kalimantan Tengah	41,5	0,06	36,0	0,03
Kalimantan Selatan	274,2	0,40	323,3	0,27
Kalimantan Timur	3 819,5	5,65	4 758,7	3,92
Sulawesi Utara	19,1	0,03	24,5	0,02
Sulawesi Tengah	0,3	0,00	4,0	0,00
Sulawesi Selatan	475,7	0,70	723,7	0,60
Sulawesi Tenggara	0,0	0,00	0,7	0,00
Gorontalo	5,1	0,01	0,0	0,00
Maluku	5,1	0,01	115,5	0,09
Maluku Utara	4,1	0,01	0,0	0,00
Papua Barat	0,2	0,00	0,4	0,00
Papua	737,2	1,09	1 132,3	0,93
<b>TOTAL IMPOR</b>	<b>67 635,6</b>	<b>100,00</b>	<b>121 501,7</b>	<b>100,00</b>

Keterangan : \*) = melalui pelabuhan bongkar yang terdapat di propinsi

**I-1. IMPOR MENURUT GOLONGAN BARANG HS / IMPORT BY HS COMMODITY GROUPS**  
**A. MENURUT 21 GOLONGAN BARANG (HS) / BY 21 HS COMMODITY GROUP**  
**\*\*\* NOPEMBER / NOVEMBER 2008 \*\*\***

H S	Uraian golongan barang <i>Group description</i>	Berat bersih / <i>Net weight (Kg)</i>		Nilai / <i>Value C.I.F ( U S \$ )</i>	
		Bulan ini	Kumulatif	Bulan ini	Kumulatif
		<i>Current month</i>	<i>Cum. Jan. to date</i>	<i>Current month</i>	<i>Cum. Jan. to date</i>
I	Live animals; animal product	54.821.959	634.012.685	120.361.331	1.501.872.429
II	Vegetable products	442.732.352	8.078.422.754	233.964.189	4.051.165.500
III	Fats, oils, waxes of animal/vegetable	5.138.757	78.872.714	9.543.209	134.863.611
IV	Foodstuffs, beverages, spirits and tobacco	359.107.328	4.740.363.639	263.192.461	3.263.886.380
IX	Wood and its articles, plaiting materials	47.311.822	666.450.782	27.069.818	329.635.724
V	Mineral products	3.397.341.568	42.491.310.503	1.502.062.313	30.876.208.637
VI	Prod. of chemical or allied industries	826.981.176	11.313.007.295	875.487.541	12.103.412.656
VII	Plastics, rubber and articles there of	149.837.538	2.207.485.575	369.478.484	5.076.523.369
VIII	Raw hides, skins, leather and articles	5.509.016	71.646.888	27.865.562	385.570.828
X	Pulp, paper and articles there of	247.418.218	3.646.475.558	173.489.265	2.394.994.119
XI	Textiles & textile articles	128.004.854	1.453.121.739	411.405.001	4.747.028.874
XII	Footwear, umbrellas, artificial flowers	5.036.768	63.859.767	15.623.926	181.344.131
XIII	Cement, plaster, glass, ceramic products	56.242.112	753.020.547	48.889.584	600.178.897
XIV	Pearls & precious/semiprecious stones	3.765.281	7.036.404	5.664.993	71.875.554
XIX	Arms and ammunition; parts & accesories	5.477	98.767	1.724.583	13.238.429
XV	Base metals and articles there of	680.700.858	11.811.256.062	1.072.674.789	14.311.446.000
XVI	Machinery, electric, electronic equipments	256.655.342	2.837.800.387	2.496.532.333	30.443.719.236
XVII	Vehicles, aircraft, and vessels	205.318.578	1.471.952.946	1.247.678.960	9.004.208.923
XVIII	Optical, photographic, musical instruments	7.795.080	78.805.993	126.548.217	1.344.430.655
XX	Miscellaneous manufactures articles.	14.896.172	206.859.414	51.652.883	664.224.622
XXI	Works of art, antiques special provisions	44.642	742.841	466.863	1.859.753
<b>TOTAL IMPORT</b>		<b>6.894.664.898</b>	<b>92.612.603.260</b>	<b>9.081.376.305</b>	<b>121.501.688.327</b>

**I-1. IMPOR MENURUT GOLONGAN BARANG (HS) / IMPORT BY HS COMMODITY GROUPS**  
**B. MENURUT GOLONGAN BARANG 2 DIJIT HS / BY COMMODITY 2 DIGITS HS**  
**\*\*\* NOPEMBER / NOVEMBER 2008 \*\*\***

H S	Uraian golongan barang <i>Group description</i>	Berat bersih / <i>Net weight (Kg)</i>		Nilai / <i>Value C.I.F ( U S \$ )</i>	
		Bulan ini	Kumulatif	Bulan ini	Kumulatif
		<i>Current month</i>	<i>Cum. Jan. to date</i>	<i>Current month</i>	<i>Cum. Jan. to date</i>
01	Live animals	20.845.538	184.513.892	41.184.255	350.067.232
02	Meat and edible meat offal	7.959.640	92.452.134	16.617.310	198.348.492
03	Fish and crustaceans	10.287.576	108.940.395	9.706.730	98.403.871
04	Dairy products, bird's eggs, natural honey	15.407.431	239.342.052	51.455.714	831.885.759
05	Products of animal origin	321.774	8.764.212	1.397.322	23.167.075
06	Live trees and other plants	82.605	564.535	56.469	730.727
07	Edible vegetables and certain roots and tubers	26.641.917	661.689.617	12.083.337	276.552.423
08	Edible fruits and nuts	22.686.728	446.436.746	20.881.270	416.247.165
09	Coffee, tea, mate, and spices	3.832.361	41.054.156	4.426.295	47.454.250
10	Cereals	187.757.518	4.803.013.538	81.339.236	2.093.055.368
11	Products of the milling industry; malt, starches	66.685.554	848.708.382	32.146.674	409.077.244
12	Oil seeds and oleaginous fruits; grains, seed, and fruits	134.268.729	1.267.741.603	79.770.880	767.004.885
13	Lac; gums; resins and other vegetable saps and extracts	698.216	8.601.044	3.176.630	40.347.415
14	Vegetable plaiting materials; vegetable products	78.724	613.133	83.398	696.023
15	Animal or vegetable oils/fats and their cleavage products	5.138.757	78.872.714	9.543.209	134.863.611
16	Preparations of meat/fish/crustaceans/mollucs or other aquatic	470.104	9.328.926	961.244	16.712.046
17	Sugar and sugar confectionery	87.273.604	1.121.538.933	34.966.674	439.523.463
18	Cocoa and cocoa preparations	2.712.591	51.067.813	5.699.622	113.872.986
19	Preparations of cereals, flour, starch or milk; pastrycooks' products	5.926.918	60.388.790	12.206.177	118.940.147
20	Preparations of vegetables, fruits, nuts or other part of plants	5.787.143	52.219.634	6.845.232	60.340.676
21	Miscellaneous edible preparations	9.237.722	135.271.510	36.824.840	466.946.491
22	Beverages, spirit, and vinegar	9.087.919	105.057.949	6.519.150	74.408.160
23	Residues and waste from the food industries	231.877.513	3.128.499.640	118.856.691	1.625.636.746
24	Tobacco and manufactured tobacco substitutes	6.733.814	76.990.444	40.312.831	347.505.665
25	Salts; sulphur; earths and stone; plastering materials, lime and	765.286.522	7.003.885.611	110.550.350	802.093.886
26	Ores, slag, and ash	70.162.279	2.146.954.064	22.988.989	412.136.234
27	Mineral fuels, mineral oils and products of their distillation	2.561.892.767	33.340.470.828	1.368.522.974	29.661.978.517
28	Inorganic chemicals	239.236.952	2.607.666.623	123.808.561	1.371.674.850
29	Organic chemicals	207.006.501	3.049.945.156	271.509.213	4.934.553.486
30	Pharmaceutical products	1.299.492	18.247.833	27.116.286	314.111.188
31	Fertilizers	297.366.419	4.450.593.192	212.448.890	2.282.257.208
32	Tanning or dyeing extracts	21.423.330	305.581.389	49.721.875	750.754.364
33	Essential oils and resinoids; perfumery, cosmetic or toilet preparatio	5.252.804	66.697.271	40.363.101	520.766.946
34	Soap, organic surface-active agents, washing, and lubricating	10.917.880	182.890.054	26.635.404	403.018.114
35	Albuminoid substances; modified starches; glues; enzymes	7.982.389	152.765.893	18.192.767	264.697.025
36	Explosives; pyrotechnic products; matches; certain combustible	1.409.771	12.668.792	9.371.332	63.179.836
37	Photographic and cinematographic goods	938.310	13.344.800	5.376.915	76.710.953
38	Miscellaneous chemical products	34.147.328	452.606.292	90.943.197	1.121.688.686
39	Plastics and articles thereof	119.632.931	1.803.055.437	253.937.785	3.754.631.350
40	Rubber and articles thereof	30.204.607	404.430.138	115.540.699	1.321.892.019

**I-1. IMPOR MENURUT GOLONGAN BARANG (HS) / IMPORT BY HS COMMODITY GROUPS**  
**B. MENURUT GOLONGAN BARANG 2 DIJIT HS / BY COMMODITY 2 DIGITS HS**  
**\*\*\* NOPEMBER / NOVEMBER 2008 \*\*\***

H S	Uraian golongan barang <i>Group description</i>	Berat bersih / <i>Net weight (Kg)</i>		Nilai / <i>Value C.I.F ( U S \$ )</i>	
		Bulan ini <i>Current month</i>	Kumulatif <i>Cum. Jan. to date</i>	Bulan ini <i>Current month</i>	Kumulatif <i>Cum. Jan. to date</i>
41	Raw hides, skins, and leather	3.824.951	52.905.825	19.550.637	310.430.293
42	Articles of leather; saddlery and harness; travel goods and similar	1.678.387	18.658.975	8.260.430	73.879.445
43	Furskins and artificial fur; manufactures thereof	5.678	82.088	54.495	1.261.090
44	Wood and articles of wood; wood charcoal	47.185.372	665.438.859	26.822.380	326.981.453
45	Cork and articles of cork	78.802	452.350	167.243	1.361.819
46	Manufactured of straw or other plaiting materials; basketware and	47.648	559.573	80.195	1.292.452
47	Pulp of wood or of other fibrous cellulosic material; recovered	203.118.847	3.082.266.254	97.551.667	1.414.633.892
48	Paper and paperboard; articles of paper pulp or of	43.669.097	558.240.299	70.925.345	916.026.524
49	Printed books, newspapers, pictures, and other products of printing	630.274	5.969.005	5.012.253	64.333.703
50	Silk	83.773	1.537.263	548.639	12.188.432
51	Wool, fine or coarse animal hair; horse hair yarn, woven fabrics of	306.366	4.813.656	3.975.396	57.765.741
52	Cotton	73.805.681	804.678.924	171.531.644	1.855.910.573
53	Other vegetable textile fibres; paper yarns and woven fabrics of	2.174.005	18.418.233	4.098.225	32.547.903
54	Man-made filaments	11.075.540	128.890.595	57.438.325	670.138.028
55	Man-made staple fibres	15.176.954	203.113.426	45.825.830	571.103.634
56	Wadding, felt, and non-wovens	3.703.572	48.213.877	12.734.126	150.984.629
57	Carpets and other textile floor coverings	1.160.146	12.639.490	2.457.505	24.347.854
58	Special woven fabrics; tufted textile fabrics; lace; tapestries; embro	2.095.548	21.219.328	13.518.183	197.672.405
59	Impregnated, coated, covered or laminated textile fabrics	4.463.968	56.642.490	19.671.591	264.716.618
60	Knitted or crocheted fabrics	6.042.873	91.360.692	51.786.982	659.201.420
61	Articles of apparel and clothing accessories, knitted or crocheted	2.574.536	19.113.207	12.680.415	109.809.961
62	Articles of apparel and clothing accessories, not knitted or	2.875.830	17.898.238	11.374.380	104.938.875
63	Other made up textile articles; sets; worn clothing and worn textile a	2.466.062	24.582.320	3.763.760	36.234.801
64	Footwear, gaiters and the like; parts of such articles	3.446.088	50.663.854	12.685.403	150.984.086
65	Headgear and parts thereof	226.087	3.683.009	1.036.926	14.927.730
66	Umbrellas, walking sticks, seat-sticks, whips, riding crops and parts	1.194.211	7.783.046	1.358.487	9.486.540
67	Prepared feathers and articles; artificial flowers; articles of human	170.382	1.729.858	543.110	5.945.775
68	Articles of stone, plaster, cement, asbestos, mica or similar material	11.939.514	168.971.705	12.157.789	146.780.743
69	Ceramic products	25.138.946	313.141.828	20.237.834	199.255.286
70	Glass and glassware	19.163.652	270.907.014	16.493.961	254.142.868
71	Natural and cultured pearls, precious/semi precious stones, and	3.765.281	7.036.404	5.664.993	71.875.554
72	Iron and steel	480.355.032	9.393.788.720	500.267.899	7.897.877.975
73	Articles of iron and steel	115.023.306	1.400.677.879	302.328.377	3.043.215.173
74	Cooper and articles thereof	12.407.926	168.278.380	73.044.399	988.299.149
75	Nickel and articles thereof	182.048	2.840.463	1.711.117	30.610.296
76	Aluminium and articles thereof	40.222.356	426.628.827	104.296.006	1.177.801.882
78	Lead and articles thereof	6.754.000	85.842.887	11.995.923	197.590.242
79	Zinc and articles thereof	9.498.223	117.648.710	16.106.763	265.634.085
80	Tin and articles thereof	618.210	10.770.233	1.879.179	29.556.089
81	Other base metal; cermets; and articles thereof	228.259	3.119.369	3.072.937	42.864.201
82	Tools, implements, cutlery, spoon and forks, of base metal and	5.100.030	55.667.590	29.471.136	286.789.022
83	Miscellaneous articles of base metal	10.311.468	145.993.004	28.501.053	351.207.886
84	Nuclear reactors, boilers, machinery and mechanical appliances;	184.653.546	1.981.680.079	1.463.881.783	16.634.186.573
85	Electrical machinery and equipments; sound	72.001.796	856.120.308	1.032.650.550	13.809.532.663
86	Railway and tramway locomotive, mechanical traffic, and all kinds	290.101	7.747.716	3.697.519	74.876.184
87	Vehicles other than railway/tramway, and parts and accessories	66.024.086	769.699.022	527.837.644	5.553.006.607
88	Aircraft and its components	322.576	3.299.737	73.294.532	1.267.076.921
89	Ships, boat, and floating structures	109.219.265	506.895.863	539.117.806	1.313.686.021
90	Optical, photographic, cinematographic, measuring, checking,	5.105.819	56.231.276	107.029.088	1.180.935.147
91	Clocks and watches and parts thereof	458.968	4.690.021	2.240.163	28.693.027
92	Musical instruments; parts and accessories of such articles	2.230.293	17.884.696	17.278.966	134.802.481
93	Arms and ammunition; parts and accessories thereof	5.477	98.767	1.724.583	13.238.429
94	Furnitures, bedding, mattress supports, cushions and stuffed	6.774.135	99.307.522	23.302.635	287.672.782
95	Toys, games and sports requisiters; parts and accessories thereof	4.198.967	54.225.905	12.415.724	159.430.143
96	Miscellaneous manufactured articles	3.923.070	53.325.987	15.934.524	217.121.697
97	Works of arts, collectors' piece and antiques	44.642	740.704	466.863	1.844.545
98	Vehicles in ckd and their components	29.462.550	184.310.608	103.731.459	795.563.190
99	Postal packages, parcels, and returned goods	0	2.137	0	15.208
	<b>TOTAL IMPORT</b>	<b>6.894.664.898</b>	<b>92.612.603.260</b>	<b>9.081.376.305</b>	<b>121.501.688.327</b>

**I-1. IMPOR MENURUT GOLONGAN BARANG (HS) / IMPORT BY HS COMMODITY GROUPS**  
**C. MENURUT 40 GOLONGAN BARANG (HS) TERBESAR / BY BIG 40 COMMODITIES (HS)**  
**\*\*\* NOPEMBER / NOVEMBER 2008 \*\*\***

H S	Uraian golongan barang Group description	Berat bersih / Net weight (Kg)		Nilai / Value C.I.F ( U S \$ )	
		Bulan ini Current month	Kumulatif Cum. Jan. to	Bulan ini Current month	Kumulatif Cum. Jan. to
2709001000	Crude Petroleum Oil	1.039.805.752	11.551.049.404	517.722.600	9.593.158.504
2710197100	High Speed Diesel Fuel	542.436.183	9.575.915.008	295.633.824	9.332.774.635
2710111200	Motor Spirit, Premium Unleaded	516.766.806	5.700.181.370	260.248.776	5.389.262.596
1001901900	Other Wheat, For Human Consumption	166.966.694	4.148.046.938	71.134.804	1.844.536.730
7207121000	Slabs Of Iron/non Alloy, Cont.< 0,25% Of Carbon, Other Than Square	127.505.304	1.615.645.647	134.456.107	1.371.212.029
8517120000	Telephones For Cellular Networks/for Other Wireless Networks	497.511	8.995.784	76.016.001	1.371.099.974
8708999900	Other Parts, acces For Other Vehicles Of Heading 87.02, 8704, 8705	15.343.101	177.741.681	118.468.557	1.349.401.388
2710117000	Naphtha, Reformate Or Preparations For Preparing Spirits	86.279.426	1.319.573.746	63.571.491	1.258.707.129
2710197900	Other Fuel Oils	75.690.625	1.960.165.785	29.562.752	1.199.495.854
3104200000	Potassium Chloride	87.449.676	1.818.500.711	82.756.596	1.133.957.737
5201000000	Cotton, Not Carded/combed.	63.067.673	674.365.123	107.465.281	1.114.376.110
8473309000	Parts & Access Ofother Machines Of Heading 84.71	1.248.956	20.333.794	74.800.797	1.006.310.699
2304000000	Oil-cake&other Solid Residues,in Pellet Form, From The Extract Of Soyabean	138.067.675	2.069.450.941	59.964.937	966.251.847
8802401000	Aeroplanes Of An Unladen Weight > 15,000 Kg	201.000	2.544.392	62.737.500	943.950.361
8522909900	Other Parts And Accessories For Goods Of Subheading 85.19 Other Than	584.843	15.473.724	36.483.769	896.286.974
8517709900	Other Parts In Subheading 85.17.70	725.912	10.089.391	71.765.116	877.370.164
2902430000	P-xylene	37.978.698	654.406.936	27.129.210	828.730.511
7204490000	Other Ferrous Waste And Scrap :	79.041.696	1.239.264.869	25.072.393	642.757.989
2710191400	Aviation Turbine Fuel (jet Fuel) Having A Flash Point Of Less Than 23-c	33.882.708	618.611.028	22.687.206	637.013.577
1201009000	Other Soya Beans, Whether Or Not Broken	120.845.148	1.034.618.980	64.159.166	625.409.093
8517625300	Other Transmission Apparatus For Radio- Telephony/radio-telegraphy	216.093	3.531.942	26.178.141	570.727.453
8542900000	Parts Of Electronic Integrated Circuits	213.279	4.552.329	30.591.376	554.648.235
2901210000	Ethylene	46.828.590	416.327.816	40.895.706	531.062.560
8542390000	Other Electronic Integrated Circuits	267.462	3.188.110	32.001.063	529.253.583
8429520000	Mach With A 360,revolving Super Struct, Mech Shovels,excavators And Shove	7.628.754	118.511.447	30.731.871	519.720.359
8905200000	Floating/submersible Drilling/ Production Platforms	9.957.721	17.821.374	367.584.965	518.796.441
8704102200	Damper Designed For Off Highway, > 24 T Not Ckd	5.741.247	44.533.156	65.109.294	485.076.305
7403110000	Refined Copper For Cathodes And Sections Of Cathodes	6.038.953	60.638.460	34.695.196	463.688.193
8431499000	Oth Parts Of Machinery Of Heading 84.26, 84.29/84.30	6.352.461	73.022.875	37.493.625	435.577.190
8714190030	Spokes/nipples Of Motorcycles (incl. Mopeds)	4.400.567	58.934.082	32.078.148	388.216.938
2905310000	Ethylene Glycol (ethanediol)	20.919.440	299.198.972	18.324.290	370.142.748
7601200000	Aluminium Alloys	10.195.647	130.258.046	26.927.066	361.794.354
0102901000	Live Oxen, Other Than Pure-bred Breeding Animals	20.695.438	182.972.324	41.019.145	345.343.124
2601110000	Iron Ores And Concentrates, Other Than Roasted Iron Pyrites :non	64.678.039	1.885.166.263	19.519.514	343.438.316
4702000000	Chemical Wood Pulp, Dissolving Grades.	32.311.332	326.416.037	30.347.968	341.994.870
3902102000	Polypropylene In Granule Form	17.022.442	204.217.842	23.323.444	339.515.705
8471302000	Laptop Incl Notebooks	312.204	5.668.329	28.311.905	333.935.626
7208390000	Flat-rolled Iron/nas, Hrc, Width >600 Mm, Thick< 3 Mm	6.142.977	417.846.685	7.166.727	332.746.039
2901220000	Propene (propylene)	12.503.278	238.132.416	8.265.550	331.375.210
2710191600	Kerosene	53.009	317.965.186	81.620	320.416.150

**I-2 IMPOR MENURUT GOLONGAN BARANG SITC / IMPORT BY SITC COMMODITY GROUPS**  
**\*\*\* NOPEMBER / NOVEMBER 2008 \*\*\***

SITC	Uraian golongan barang <i>Group description</i>	Berat bersih / <i>Net weight</i> (Kg)		Nilai / <i>Value</i> C.I.F. (US \$)	
		Bulan ini <i>Current month</i>	Kumulatif <i>Cum. Jan. to date</i>	Bulan ini <i>Current month</i>	Kumulatif <i>Cum. Jan. to date</i>
<b>A. By Commodity 1 digit SITC</b>					
0	Bahan makanan dan binatang hidup	688.234.461	11.685.632.735	480.815.478	7.453.893.212
1	Minuman dan tembakau	15.751.316	180.987.942	46.730.538	420.404.027
2	Bahan mentah	1.367.011.698	16.148.906.500	588.630.628	6.937.002.597
3	Bahan bakar, bahan penyemir, dsb	2.558.885.190	33.275.576.407	1.366.805.599	29.632.788.184
4	Minyak/lemak nabati dan hewan	4.252.276	71.126.705	8.157.407	121.268.298
5	Bahan kimia	879.495.318	12.781.134.367	1.055.490.177	15.192.753.600
6	Hasil industri menurut bahan	865.375.612	13.509.038.093	1.488.613.410	18.909.575.147
7	Mesin dan alat pengangkutan	462.877.363	4.315.347.110	3.734.591.134	39.341.923.204
8	Hasil industri lainnya	52.778.732	644.732.883	309.769.309	3.457.723.992
9	Barang dan transaksi khusus lainnya	2.932	120.518	1.772.625	34.356.066
<b>TOTAL IMPORT</b>		<b>6.894.664.898</b>	<b>92.612.603.260</b>	<b>9.081.376.305</b>	<b>121.501.688.327</b>
<b>B. By Commodity 2 digit SITC</b>					
00	Live animal for food	20.845.538	184.513.892	41.184.255	350.067.232
01	Meat and meat preparations	8.054.903	93.998.239	16.876.900	202.182.775
02	Dairy product and eggs	15.446.022	239.998.583	51.618.213	834.225.089
03	Fish, crustaceans, molluscs and their preparations	10.660.853	116.712.552	10.403.036	111.224.395
04	Cereals and cereal preparations	238.825.483	5.377.045.092	109.793.177	2.424.820.185
05	Fruits and vegetables	55.432.611	1.164.717.296	40.723.817	760.268.309
06	Sugar, sugar preparations, and honey	87.579.038	1.123.233.281	35.430.008	443.156.404
07	Coffee, tea, cocoa, and spices	7.130.423	99.267.160	17.234.674	232.337.860
08	Feeding stuff for animals	231.913.511	3.128.731.627	118.862.656	1.625.741.481
09	Miscellaneous food preparations	12.346.079	157.415.013	38.688.742	469.869.482
11	Beverages	9.017.502	103.997.498	6.417.707	72.898.362
12	Tobacco and tobacco manufactured	6.733.814	76.990.444	40.312.831	347.505.665
21	Hides, skins and furskins	1.218.638	16.086.046	970.257	13.255.880
22	Oil seeds, nuts, and kernels	133.567.432	1.258.987.427	77.926.317	742.214.458
23	Crude rubber	16.252.397	223.859.748	43.304.082	517.132.043
24	Wood, lumber, and cork	20.664.111	254.189.523	14.203.819	142.896.873
25	Pulp and waste paper	203.118.847	3.082.266.254	97.551.667	1.414.633.892
26	Textile fibres and their waste	78.549.975	862.519.201	141.645.592	1.539.510.012
27	Crude fertilizers and crude minerals	682.043.677	6.014.973.459	107.827.176	785.690.883
28	Metalliferous ores and metal scraps	229.758.908	4.409.123.557	98.780.626	1.692.744.629
29	Crude animals and vegetable materials, nes	1.837.713	26.901.285	6.421.092	88.923.927
32	Coal, coke, and briquettes	11.773.543	154.931.716	4.217.173	43.764.526
33	Petroleum and petroleum products	2.503.996.230	32.846.137.718	1.340.228.909	29.353.740.530
34	Gas; natural and manufactured	43.115.417	274.506.973	22.359.517	235.283.124
41	Animal oils and fats	26.305	2.685.326	1.211.410	15.255.438
42	Fixed vegetable oils/fats	1.787.847	39.344.968	2.981.348	57.858.837
43	Animal vegetable oils/fats	2.238.124	29.096.411	3.964.649	48.154.027
51	Organic chemicals	208.642.185	3.067.868.398	260.533.200	4.785.776.309
52	Inorganic chemicals	170.725.683	2.212.461.560	91.812.626	1.193.785.603
53	Dyeing, tanning, and colouring materials	21.673.194	312.495.435	50.112.779	762.158.749
54	Medical and pharmaceutical products	2.082.693	28.712.857	43.153.911	523.628.919
55	Essential oils and perfumery materials	10.745.370	150.171.355	53.089.240	701.692.537
56	Manufactured fertilizers	296.594.259	4.432.190.580	211.829.990	2.275.768.847
57	Plastics in primary forms	94.556.571	1.441.916.487	176.774.539	2.772.278.228
58	Plastics in non-primary forms	12.760.908	194.470.078	37.138.078	493.395.254
59	Chemical materials and its products, nes	61.714.455	940.847.617	131.045.814	1.684.269.154
61	Leather, leather med, nes	2.660.806	37.297.230	18.849.849	300.029.436
62	Rubber manufactured, nes	13.753.087	178.686.523	71.076.759	795.295.708
63	Wood and cork manufactured	26.600.063	411.701.686	12.785.804	185.446.399
64	Paper, paperboard, and manufactured thereof	43.045.093	550.592.024	64.831.039	829.597.745
65	Textile yarns, fabrics, and their products	44.413.830	562.625.669	246.784.817	3.007.996.179
66	Non metallic minerals manufactured	149.649.760	1.866.917.765	54.432.579	659.276.332
67	Iron and steel	456.978.762	8.314.355.609	620.944.700	8.374.718.800
68	Non ferrous metals	60.760.768	720.861.104	183.158.033	2.440.889.217
69	Manufactured of metal, nes	67.513.443	866.000.483	215.749.830	2.316.325.331
71	Power generating machine and equipments	50.929.379	447.998.981	355.260.599	3.412.118.899
72	Machinery specialized for particular industry	56.265.982	699.342.465	355.418.098	5.058.787.289
73	Metalworking machinery	8.364.562	105.130.468	69.003.161	807.356.969
74	General industrial machinery and equipments	71.404.900	738.668.692	535.736.269	5.524.257.146
75	Office machinery and automatic data processing	8.230.041	100.481.775	218.847.065	2.687.305.421
76	Telecommunication and reproducers apparatus	12.892.555	192.654.332	388.409.087	6.428.835.406
77	Electrical machinery and apparatus	50.427.483	570.308.691	569.764.743	6.487.155.274
78	Road vehicles	94.572.333	944.032.100	626.365.548	6.292.379.914
79	Other transportation equipments	109.790.128	516.729.606	615.786.564	2.643.726.886
81	Sanitary, plumbing, and fittings	3.101.339	47.549.489	11.789.332	151.771.463
82	Furniture	4.872.855	71.801.535	14.325.322	175.747.634
83	Traveling goods	1.516.796	16.997.533	7.603.933	65.565.626
84	Clothing	6.686.880	51.739.301	29.201.628	276.317.718
85	Footwear	3.446.088	50.663.854	12.685.403	150.984.086
87	Professional, scientific, and contractor instruments	4.468.090	48.121.907	76.557.195	784.086.381
88	Photographic apparatus, equipments and optics	2.045.725	26.284.463	23.207.549	351.751.759
89	Miscellaneous manufactured articles	26.640.959	331.574.801	134.398.947	1.501.499.325
91	Postal packages	0	2.137	0	15.208
96	Coin; not being legal tender	939	6.781	4.309	23.130
97	Gold; non monetary	1.993	111.600	1.768.316	34.317.728
<b>TOTAL IMPORT</b>		<b>6.894.664.898</b>	<b>92.612.603.260</b>	<b>9.081.376.305</b>	<b>121.501.688.327</b>

I-2 IMPOR MENURUT GOLONGAN BARANG SITC / IMPORT BY SITC COMMODITY GROUPS  
 \*\*\* NOPEMBER / NOVEMBER 2008 \*\*\*

SITC	Uraian golongan barang Group description	Berat bersih/ Net weight (Kg)		Nilai/Value C.I.F.(US\$)	
		Bulan ini Current month	Kumulatif Cum.Jan.to date	Bulan ini Current month	Kumulatif Cum.Jan.to date
<b>C. By Commodity 3 digit SITC</b>					
001	Live Animals Other Than Fish	20.845.538	184.513.892	41.184.255	350.067.232
011	Meat Of Bovine Animals Fresh, Chilled Or Frozen	3.160.377	42.302.370	8.847.735	116.912.893
012	Other Meat, Other Edible Meat Offal, Fresh, Chilled Or Frozen	4.799.054	48.959.546	7.768.615	79.276.689
016	Meat And Edible Meat Offal, Salted, Dried, Edible Flour Of Meat	209	1.190.221	960	2.158.967
017	Meat And Edible Meat Offal, Prepared Or Preserved	95.263	1.546.102	259.590	3.834.226
022	Milk,cream, And Milk Products Other Than Butter Or Cheese	14.184.058	219.869.199	45.313.908	737.277.418
023	Butter And Other Fats From Milk	461.195	8.873.307	2.222.648	39.717.170
024	Cheese And Curds	710.749	9.834.955	3.605.661	51.191.860
025	Eggs, Birds, And Egg Yolks; Fresh, Dried Or Otherwise Preserved	90.020	1.421.122	475.996	6.038.641
034	Fish, Fresh, Chilled Or Frozen	7.609.033	82.137.320	5.952.526	66.904.590
035	Fish, Dried Salted Or In Brine; Smoked Fish	2.070.336	14.503.593	1.818.469	10.425.714
036	Crustaceans, Molluscs, And Aquatic Invertebrates	608.207	12.299.479	1.935.735	21.073.510
037	Fish, Crustaceans, Molluscs, And Other Aquatic Invertebrates;	373.277	7.772.160	696.306	12.820.581
041	Wheat And Meslin, Unmilled	168.108.014	4.245.541.324	71.550.724	1.883.135.325
042	Rice	16.157.442	273.678.094	7.715.435	116.310.433
043	Barley, Unmilled	1	31.677	3	16.725
044	Maize, Unmilled	3.120.918	268.301.708	1.864.146	88.079.205
045	Cereals, Unmilled	371.143	15.460.735	208.928	5.513.680
046	Meal And Flour Of Wheat And Flour Of Meslin	44.056.326	486.377.210	22.064.510	250.034.576
047	Other Cereal Meals And Flours	547.341	8.489.292	254.863	3.963.169
048	Cereal Preparations And Preparations Of Flours/starchs Of Fruit	6.464.298	79.165.052	6.134.568	77.767.072
054	Vegetables, Fresh, Chilled, Frozen Or Simply Preserved	26.103.577	653.999.947	10.933.612	262.436.339
056	Vegetables, Roots And Tubers, Prepared Or Preserved Nes	4.857.641	42.888.617	6.455.904	53.244.980
057	Fruit And Nut; Fresh Or Dried	22.614.153	445.763.308	20.715.507	414.850.500
058	Fruits, Preserved And Preparations	1.134.426	13.587.333	1.511.487	16.197.580
059	Fruit And Vegetable Juices	722.814	8.478.091	1.107.307	13.538.910
061	Sugar, Molasses, And Honey	86.266.759	1.111.907.623	33.194.451	423.863.972
062	Sugar Confectionery	1.312.279	11.325.658	2.235.557	19.292.432
071	Coffee And Coffee Substitutes	1.120.382	13.273.690	8.359.101	84.473.159
072	Cocoa	1.032.520	34.636.534	1.706.535	74.661.592
073	Chocolate And Other Food Preparations Containing Cocoa	1.680.071	16.431.279	3.993.087	39.211.394
074	Tea And Mate	754.546	7.560.387	1.558.624	15.630.405
075	Spices	2.542.904	27.365.270	1.617.327	18.361.310
081	Feeding Stuff For Animals	231.913.511	3.128.731.627	118.862.656	1.625.741.481
091	Margarine And Shortening	885.952	4.717.036	1.384.508	11.363.877
098	Edible Products And Preparations	11.460.127	152.697.977	37.304.234	458.505.605
111	Non-alcoholic Beverages, Nes	8.968.007	103.537.787	6.027.327	69.864.446
112	Alcoholic Beverages	49.495	459.711	390.380	3.033.916
121	Tobacco, Unmanufactured And Refused	5.851.205	67.923.719	33.335.184	282.238.896
122	Tobacco, Manufactured	882.609	9.066.725	6.977.647	65.266.769
211	Hides And Skins, Raw	1.218.505	16.084.828	966.599	13.237.131
212	Furskins, Raw	133	1.218	3.658	18.749
222	Oil Seeds Use For Extraction Ofsoft Fixed Vegetable Oils	132.972.555	1.246.840.572	77.135.878	726.111.064
223	Oil Seeds Use For Extraction Of Other Fixed Vegetable Oils	594.877	12.146.855	790.439	16.103.394
231	Natural Rubber Latex;natural Rubber And Similar Natural Gums	824.089	11.863.985	1.389.196	23.080.480
232	Synthetic Rubber Latex, Synthetic/reclaimed Rubber	15.428.308	211.995.763	41.914.886	494.051.563
244	Cork,natural,raw And Waste	47	69.851	1.062	178.420
245	Fuel Wood And Wood Charcoal	26.878	11.829.487	49.102	1.581.932
246	Wood In Chips Or Particles And Waste	150.252	10.415.651	46.444	1.529.334
247	Wood In The Rough Or Roughly Squared	2.302.574	51.480.153	865.082	19.888.388
248	Wood, simply Worked And Railway Sleeper Of Wood	18.184.360	180.394.381	13.242.129	119.718.799
251	Pulp And Waste Paper	203.118.847	3.082.266.254	97.551.667	1.414.633.892
261	Silk	15.483	335.363	90.209	3.138.036
263	Cotton	65.170.132	685.451.681	111.694.754	1.139.743.216
264	Jute And Other Textile Bast Fibres	576.282	5.028.798	426.257	3.279.533
265	Vegetable Textile Fibres,raw Or Processed;waste Of These Fibres	184.169	1.824.066	177.627	3.719.360
266	Synthetic Fibres Suitable For Spinning	8.330.555	138.181.832	16.207.429	276.311.416
267	Other Man-made Fibres Suitable For Spinning And Waste	3.850.129	28.010.928	12.049.410	97.880.044
268	Wool And Other Animal Hair	143.823	1.959.204	905.269	14.747.097
269	Old Clothing And Other Old Textile Articles; Rags	279.402	1.727.329	94.637	691.310
272	Fertilizers, Crude	116.712.413	964.753.706	39.904.085	187.137.864
273	Stone, Sand And Gravel	209.211.516	1.830.359.598	9.259.371	84.583.535
274	Sulphur And Unroasted Iron Pyrites	33.179.534	288.231.137	20.641.514	170.876.983
277	Natural Abrasives	4.590.923	24.494.743	365.396	8.048.704
278	Other Crude Minerals	318.349.291	2.907.134.275	37.656.810	335.043.797
281	Iron Ore And Concentrates	64.683.477	2.099.828.407	19.534.303	374.817.307
282	Waste And Scrap Metal Of Iron/steel	86.838.303	1.828.856.654	28.091.305	969.341.936
283	Copper Ores And Concentrates	78.585	183.991	102.905	1.122.737
284	Nickel Ores And Concentrates	1.132	500.446	2.882	1.564.537
285	Aluminium Ores And Concentrates	68.929.938	396.873.985	32.223.493	178.646.558
286	Ores And Concentrates Of Uraniumand Thorium	0	31.288	0	25.704
287	Ores And Concentrates Of Basemetals	3.413.181	34.631.386	3.023.564	34.296.794
288	Non-ferrous Base Metal Waste And Scraps	5.814.292	48.216.794	15.802.174	132.882.220
289	Ores And Concentrates Of Precious Metals; Waste,scraps	0	606	0	46.836
291	Crude Animal Materials	321.774	8.764.212	1.397.322	23.167.075
292	Crude Vegetable Materials	1.515.939	18.137.073	5.023.770	65.756.852
321	Coals, Pulverized Or Not	8.630.809	104.837.447	2.921.320	22.929.354

**I-2 IMPOR MENURUT GOLONGAN BARANG SITC / IMPORT BY SITC COMMODITY GROUPS**  
**\*\*\* NOPEMBER / NOVEMBER 2008 \*\*\***

SITC	Uraian golongan barang Group description	Berat bersih/ Net weight(Kg)		Nilai/Value C.I.F.(US\$)	
		Bulan ini Current month	Kumulatif Cum.Jan.to date	Bulan ini Current month	Kumulatif Cum.Jan.to date
<b>C. By Commodity 3 digit SITC</b>					
322	Briquettes, Lignite And Peat	317.948	2.644.104	108.892	940.831
325	Coke And Semi Coke Of Coal/lignite/peat	2.824.786	47.450.165	1.186.961	19.894.341
333	Petroleum Oil, Crude	1.039.819.352	11.561.980.809	517.737.737	9.602.570.149
334	Petroleum Products, Refined	1.430.168.934	20.787.943.812	802.855.446	19.459.843.946
335	Residual Petroleum Products, And Related Materials	34.007.944	496.213.097	19.635.726	291.326.435
342	Liquefied Propane And Butane	1.610.846	105.653.748	835.207	96.472.636
343	Natural Gas, Liquefied Or Not	0	1.806.858	0	1.705.853
344	Petroleum Gases And Other Gas	41.504.486	166.939.711	21.523.886	136.327.760
345	Coal Gas, Water Gas And Similar Gas	85	106.656	424	776.879
411	Animal Oils And Fats	226.305	2.685.326	1.211.410	15.255.434
421	Fixed Vegetable Fats And Oils Soft,crude,refined Or Fractioned	1.442.248	24.694.628	2.287.434	39.097.016
422	Fixed Vegetable Fats And Oils Solid,crude,refined Or Fractioned	345.599	14.650.340	693.914	18.761.821
431	Animal And Vegetable Oil; Fat Processed And Their Wax	2.238.124	29.096.411	3.964.649	48.154.027
511	Hydrocarbon And Their Halogenated, Nitrated Derivatives	132.497.193	1.847.661.778	112.531.122	2.352.236.156
512	Alcohols,phenols,phenol-alcohols And Their Halogenated	33.471.485	517.635.450	37.173.192	689.838.640
513	Carboxylic Acids,and Their Anhydrides,halides,peroxides	19.522.237	317.145.069	32.868.998	487.311.154
514	Nitrogen-function Compounds	7.188.646	136.193.871	20.943.276	412.026.813
515	Organo-inorganic And Heterocyclic Compounds	8.299.077	127.332.036	39.304.055	577.413.039
516	Other Organic Chemicals	7.663.547	121.900.194	17.712.557	266.950.507
522	Inorganic Chemical Elements, Oxides And Halogen Salts	81.534.471	671.780.231	47.803.171	562.640.986
523	Metalsalts And Peroxysalts	87.362.500	1.500.056.608	39.852.257	593.753.398
524	Other Inorganic Chemicals;chemical Compound Of Precious	1.784.275	40.433.319	2.482.299	32.171.221
525	Radioactive And Associated Materials	44.437	191.402	1.674.899	5.219.998
531	Synthetic Organic; Colouring Matter	2.508.346	57.976.829	13.704.166	267.841.540
532	Dyeing/tanning Extracts And Synthetic Tanning Materials	852.965	11.387.619	1.161.042	15.702.478
533	Pigments, Paints, Varnishes, And Related Materials	18.311.883	243.130.987	35.247.571	478.614.731
541	Medicinal And Pharmaceutical Products	1.129.077	15.299.814	24.000.439	308.998.714
542	Medicaments, Including Veterinary Medicaments	953.616	13.413.043	19.153.472	214.630.205
551	Essential Oils, Perfumes, And Flavour Materials	1.918.356	24.653.767	23.020.430	295.320.326
553	Perfumery, Cosmetics, And Toilet Preparations	3.334.448	42.043.504	17.342.671	225.446.620
554	Soap,cleansing And Polishing Preparations	5.492.566	83.474.084	12.726.139	180.925.591
562	Fertilizers, Manufactured	296.594.259	4.432.190.580	211.829.990	2.275.768.847
571	Polymers Of Ethylene In Primary Forms	25.151.609	404.865.871	34.939.412	657.564.128
572	Polimers Of Styrene In Primary Forms	7.579.750	133.101.327	15.417.564	257.553.292
573	Polimers Of Vinyl Chloride In Primary Forms	4.002.536	50.005.733	5.305.491	80.462.017
574	Poliacetals And Polycarbons In Primary Forms	11.314.374	194.599.654	25.345.796	422.531.111
575	Other Plastics In Primary Forms	46.174.681	651.059.946	95.735.277	1.353.075.284
579	Waste And Scrap Of Plastics	333.621	8.283.956	30.999	1.092.396
581	Tubes, Pipes, And Hoses Of Plastics	1.286.084	19.734.006	4.137.900	58.251.905
582	Plates, Sheets, And Film Of Plastics	11.253.223	171.421.721	32.045.148	421.885.115
583	Monofilament And Rod Of Plastics	221.601	3.314.351	955.030	13.258.234
591	Disinfectants, Insecticides, And Fungicides Put In Forms	2.001.031	35.005.317	9.846.298	150.583.082
592	Starches, Inulin, And Wheat Glutenal Buminoidal Substances; Glues	25.912.817	454.084.864	23.898.487	367.827.389
593	Explosive And Pyrotechnic Products	1.363.330	11.759.910	9.226.719	61.427.684
597	Additive For Mineral Oils	13.629.140	140.420.350	35.084.128	338.246.028
598	Miscellaneous Chemical Products	18.797.794	299.502.922	52.830.644	765.390.606
599	wastes	10.343	74.254	159.538	794.365
611	Leathers	2.606.446	36.820.997	18.584.038	297.193.162
612	Manufactures And Composition Leathers	52.729	472.295	253.248	2.761.619
613	Furskins, Tanned Or Dressed	1.631	3.938	12.563	74.655
621	Materials Of Rubber	3.009.553	42.288.178	15.271.988	180.752.000
625	Rubber Tyre,tyre Cases,tyre Treads,inner Tubes, And Tyre Flaps	7.794.652	99.034.574	33.096.584	365.493.440
629	Articles Of Rubbers	2.948.882	37.363.771	22.708.187	249.050.268
633	Cork Manufactures	78.755	382.499	166.181	1.183.399
634	Veneers,plywood,improved/reconstituted Wood Worked	25.776.005	397.448.350	11.284.302	164.615.802
635	Wood Manufactures	745.303	13.870.837	1.335.321	19.647.198
641	Papers And Paperboards	36.241.563	457.197.065	43.310.298	565.412.580
642	Paper And Paperboard Cut To Size/shape And Article Of Papers	6.803.530	93.394.959	21.520.741	264.185.165
651	Textile Yarns	8.851.041	133.891.350	29.248.437	432.541.788
652	Cotton Fabrics, Woven	7.151.734	90.534.912	55.129.171	648.166.008
653	Fabrics, Woven, Of Man-made Fibres	8.351.910	80.951.816	53.336.372	548.649.981
654	Textile Fabrics, Woven, Other Than Of Cotton Or Man-made Fibres	617.852	8.446.027	6.562.414	74.281.814
655	Knitted Or Crocheted Fabrics	6.042.873	91.360.692	51.786.982	659.201.420
656	Tulle,lace,embroidery,ribbons,trimmings And Other Small Wares	2.014.947	19.760.182	12.241.050	170.620.091
657	Special Yarns,textile Fabrics	8.034.737	102.172.024	32.328.240	414.398.007
658	Made-up Articles, Wholly/chiefly Of Textile Materials	2.186.991	22.860.382	3.675.967	35.675.965
659	Floor Coverings	1.161.745	12.648.284	2.476.184	24.461.105
661	Lime,cement And Fabricated Construction Materials	100.211.219	1.167.816.617	9.126.524	87.650.658
662	Clay And Refractory Construction Materials	24.517.707	314.882.988	17.405.610	168.299.116
663	Mineral Manufactures	4.453.518	96.539.767	11.392.843	149.654.192
664	Glass	6.957.488	167.840.672	7.634.696	165.295.060
665	Glassware	11.799.460	94.031.782	7.827.003	73.634.863
666	Pottery	1.706.833	25.714.122	948.802	13.098.428
667	Pearl, Precious And Semi Precious Stones	3.535	91.817	97.101	1.644.015
671	Pig Iron,spiegeleisen,sponge Iron, And Ferro-alloys	3.990.041	565.622.226	8.018.135	425.710.735
672	Ingots And Other Iron/steel In Primary Forms	139.057.422	2.515.593.130	145.684.808	2.035.697.953
673	Flat Rolled Products, Not Clad	123.833.520	2.392.494.303	130.966.181	2.082.832.240



**I-2 IMPOR MENURUT GOLONGAN BARANG SITC / IMPORT BY SITC COMMODITY GROUPS**  
**\*\*\* NOPEMBER / NOVEMBER 2008 \*\*\***

SITC	Uraian golongan barang <i>Group description</i>	Berat bersih/ <i>Net weight</i> (Kg)		Nilai/Value C.I.F.(US\$)	
		Bulan ini <i>Current month</i>	Kumulatif <i>Cum.Jan.to date</i>	Bulan ini <i>Current month</i>	Kumulatif <i>Cum.Jan.to date</i>
<b>C. By Commodity 3 digit SITC</b>					
674	Flat Rolled Products, Clad Or Plated	40.913.548	576.044.579	55.652.663	624.842.333
675	Flat Rolled Products And Alloy Steels	25.670.135	382.171.715	43.497.238	633.155.517
676	Iron/steel Bars, Rods, Angels, Shaped And Sections	49.978.554	929.420.832	73.123.969	917.276.642
677	Rail/railway And Tractor Construction Of Iron/steel Materials	767.653	8.567.059	884.200	11.118.110
678	Wire Of Iron/steel	11.187.745	217.659.326	16.554.382	224.900.390
679	Tubes, Pipes, Hollow Profile, Pipe Fitting Of Iron/steel	61.580.144	726.782.439	146.563.124	1.419.184.880
681	Silver, Platinum, And Other Metal Of The Platinum Groups	9.643	230.934	1.203.474	13.198.248
682	Copper	10.262.025	149.553.051	62.480.260	899.060.543
683	Nickel	165.446	2.053.682	1.600.509	24.331.575
684	Alumunium	34.171.857	367.555.862	89.241.377	1.027.501.649
685	Lead	6.697.472	84.652.340	11.485.888	192.867.481
686	Zinc	9.285.530	113.792.537	15.518.348	255.125.533
687	Tin	91.513	1.507.703	1.019.461	17.527.968
689	Miscellaneous Non-ferrous Basemetals Employed In Metallurgy	77.282	1.514.995	608.716	11.276.220
691	Structures And Parts Of Iron/steel Or Aluminium	15.510.887	176.323.853	39.438.396	433.287.236
692	Metal Containers For Storage And Transportations	7.348.961	53.076.296	19.056.616	140.623.704
693	Wire Products And Fencing Grills	4.973.089	75.618.208	10.555.287	142.530.710
694	Nails, Screws, Nuts, Bolts, Rivets Of Iron/steel Or Copper	10.405.558	155.187.843	42.949.681	414.332.830
695	Tools For Used In The Hand Or In Machines	4.255.592	44.380.514	27.032.557	248.753.921
696	Cutlery	758.959	10.558.046	2.368.267	36.900.039
697	Household Equipment Of Base Metals	2.102.574	45.237.085	5.314.544	92.987.846
699	Manufactures Of Base Metals	22.157.823	305.618.638	69.034.482	806.909.045
711	Steam And Other Vapour Generating Boilers And Parts	20.575.375	102.840.815	78.816.537	442.856.818
712	Steam Or Other Generating Boilers And Parts	6.261.283	38.098.762	42.638.165	255.096.010
713	Internal Combustion Piston Engines And Parts	13.219.231	174.382.127	129.548.279	1.455.889.481
714	Engines And Motors, Non-electric And Parts	513.214	8.413.468	38.976.846	371.528.795
716	Rotating Electric Plants And Parts	9.600.693	113.153.160	57.959.955	784.777.624
718	Other Power Generating Machines And Parts	759.583	11.110.649	7.320.817	101.970.171
721	Agricultural Machinery And Parts	1.252.503	14.347.669	7.924.449	104.600.899
722	Tractors	681.555	7.081.756	3.587.598	38.850.255
723	Civil Engineering And Contractor Plants And Equipments/parts	31.401.491	373.074.256	169.491.880	2.149.287.652
724	Textile/leather Machinery And Parts	5.025.527	75.552.778	31.451.105	548.868.006
725	Papermill/pulpmill Machinery And Paper Cutting Machines	3.857.920	49.847.391	30.511.556	683.654.009
726	Printing/book Binding Machinery And Parts	1.459.855	14.472.592	10.533.667	180.184.112
727	Food Processing Machines And Parts	2.325.446	33.287.866	20.294.168	209.342.429
728	Other Machines And Equipment Specialized For Particular Industry	10.261.685	131.678.157	81.623.675	1.143.999.927
731	Machine Tools By Removing Metal	2.676.951	29.222.773	25.396.159	297.480.976
733	Machine Tool For Working Metals	2.036.707	33.046.566	16.242.032	196.641.373
735	Parts Of Machine Tools	396.347	4.473.419	8.099.603	70.376.515
737	Metalworking Machinery And Parts	3.254.557	38.387.710	19.265.367	242.858.105
741	Heating And Cooling Equipments And Parts	15.307.016	150.907.364	114.430.565	976.139.526
742	Pumps For Liquid And Parts	7.218.122	78.506.183	53.881.326	600.488.594
743	Pumps, Compressors, Fans, Blowers, Centrifuges, And Parts	9.741.080	111.264.169	71.457.916	808.145.496
744	Mechanical Handling Equipments And Parts	14.842.806	144.554.128	73.990.841	745.961.968
745	Other Non-electical Machinery, Tools, And Mechanical Apparatus	2.461.561	29.044.323	26.630.659	387.682.160
746	Ball Or Roller Bearings	3.524.094	37.287.833	31.855.484	317.083.027
747	Taps, Cocks, And Valves For Pipes	4.990.625	50.499.363	45.738.018	473.228.367
748	Transmission Shafts And Cranks	10.088.415	105.470.599	84.671.277	856.227.375
749	Non-electric Parts And Accessories Of Machineries	3.231.181	31.134.730	33.080.183	359.300.633
751	Office Machines	3.144.578	33.041.053	46.429.084	430.449.294
752	Automatic Data Processing Machines And Their Units	3.516.756	39.583.069	93.200.457	1.168.830.844
759	Parts And Accessories For Machine Of Heading 751 Or 752	1.568.707	27.857.653	79.217.524	1.088.025.283
761	Television Receivers	1.775.239	21.231.656	10.766.591	314.874.758
762	Radio Broadcast Receivers	329.180	3.740.437	3.339.703	37.733.939
763	Sound Recorders Or Reproducers	544.635	10.475.403	3.885.474	82.840.418
764	Telecommunication Equipments And Parts	10.243.501	157.206.836	370.417.319	5.993.386.291
771	Electric Power Machinery And Parts	4.859.366	46.399.827	44.447.310	381.429.818
772	Electrical Apparatus For Making And Breaking Electrical Circuits	6.817.558	82.901.684	142.589.738	1.429.414.949
773	Equipment For Distributing Electricity	14.524.214	97.120.652	95.323.027	741.775.951
774	Electrical Apparatus For Medical Purposes And Radiological	200.064	2.153.448	9.047.289	87.964.201
775	Household Type, Electrical/non-electrical Equipments	6.434.743	89.807.952	27.528.765	357.656.320
776	Thermionic, Cold Cathode, And Photo Cathode Valves/tubes	3.725.879	90.716.106	109.520.823	1.830.931.767
778	Electrical Machinery And Apparatus	13.865.659	161.209.022	141.307.791	1.657.982.268
781	Passenger Motor Cars	8.843.958	119.069.826	81.978.464	1.108.379.694
782	Motor Vehicle For The Transportation Of Goods	42.435.046	267.381.029	244.229.228	1.754.476.223
783	Road Motor Vehicles	1.829.522	12.049.955	5.867.959	49.332.442
784	Parts And Accessories Of The Motor Vehicles	27.384.055	340.782.715	215.758.160	2.458.180.026
785	Motorcycles, Scooters, And Other Cycles Motorized/non Motorized	13.165.502	190.346.758	76.329.657	883.629.909
786	Trailers And Other Vehicles, Not Motorized	914.250	14.401.817	2.202.080	38.381.620
791	Railway Vehicles And Associated Equipments	249.798	6.553.509	3.408.720	68.264.270
792	Aircraft And Associated Equipments And Parts	321.065	3.280.234	73.260.038	1.261.776.595
793	Ships, Boats, And Floating Structures	109.219.265	506.895.863	539.117.806	1.313.686.021
811	Prefabricated Buildings	503.715	9.368.213	1.134.530	36.424.431
812	Sanitary, Plumbing, Heating, And Lighting Fixtures/fittings	1.020.980	17.551.110	3.151.311	37.639.621
813	Lighting Fixtures And Fittings	1.576.644	20.630.166	7.503.491	77.707.411
821	Furnitures And Parts	4.872.855	71.801.535	14.325.322	175.747.634
831	Travel Goods	1.516.796	16.997.533	7.603.933	65.565.626

**I-2 IMPOR MENURUT GOLONGAN BARANG SITC / IMPORT BY SITC COMMODITY GROUPS**  
**\*\*\* NOPEMBER / NOVEMBER 2008 \*\*\***

SITC	Uraian golongan barang <i>Group description</i>	Berat bersih/ <i>Net weight</i> (Kg)		Nilai/ <i>Value C.I.F</i> (US\$)	
		Bulan ini <i>Current month</i>	Kumulatif <i>Cum.Jan.to date</i>	Bulan ini <i>Current month</i>	Kumulatif <i>Cum.Jan.to date</i>
<b>C. By Commodity 3 digit SITC</b>					
841	Men's Coats/jackets, Not Knitted	382.945	2.818.838	1.919.251	21.189.451
842	Women's Coats/jacket, Not Knitted	1.314.427	7.065.277	4.027.621	37.869.155
843	Men's Coats/jackets, Knitted	265.550	2.506.689	1.519.154	12.665.034
844	Women's Coats/jackets, Knitted	1.333.540	7.526.002	4.888.722	28.551.561
845	Articles Of Apparel	1.688.946	12.136.425	7.786.634	73.700.811
846	Clothing Accessories Of Textiles Fabrics	464.958	4.958.214	3.913.413	40.772.824
848	Articles Of Apparel And Clothing Accessories Of Other Than Textile	1.236.514	14.727.856	5.146.833	61.568.882
851	Footwears	3.446.088	50.663.854	12.685.403	150.984.086
871	Optical Instrument And Apparatus	65.450	811.444	3.327.662	24.222.537
872	Medical Instruments And Appliances	1.342.228	15.453.149	17.313.445	136.336.220
873	Meters And Counters	646.186	8.205.040	8.359.163	108.019.621
874	Measuring, Checking, Analysing, And Controlling Instrument And	2.414.226	23.652.274	47.556.925	515.508.003
881	Photographic Apparatus And Equipments	244.019	3.848.060	5.315.361	117.970.618
882	Photographic And Chinematographic Supplies	936.255	13.289.299	5.234.124	73.288.325
883	Cinematograph Film, Exposed And Developed	2.055	55.501	142.791	3.422.628
884	Optical Goods	404.428	4.401.582	10.275.110	128.377.161
885	Watches And Clocks	458.968	4.690.021	2.240.163	28.693.027
891	Arms And Ammunitions	6.077	160.259	2.129.418	16.937.886
892	Printed Matter	1.254.278	13.617.280	11.106.559	150.762.482
893	Article Of Plastics	11.632.199	158.883.095	37.504.554	458.744.862
894	Baby Carriages, Toys, Games, And Sporting Goods	4.352.122	55.854.673	12.818.178	163.001.829
895	Office And Stationery Supplies	1.768.012	22.686.940	7.042.238	75.497.600
896	Works Of Art, Collectors Pieces And Antiques	44.642	740.704	466.863	1.844.545
897	Jewellery, Goldsmith, Silversmith Wares, And Other Articles	248.406	3.030.189	2.569.117	22.541.441
898	Musical Instrument And Parts/accessories	2.703.868	22.634.443	38.940.842	341.505.739
899	Other Miscellaneous Manufactured Articles	4.631.355	53.967.218	21.821.178	270.662.941
911	Postal Packages N.c.a.k	0	2.137	0	15.208
961	Coin Not Being Legal Tender	939	6.781	4.309	23.130
971	Gold, Non-monetary	1.993	111.600	1.768.316	34.317.728
<b>TOTAL IMPORT</b>		<b>6.894.664.898</b>	<b>92.612.603.260</b>	<b>9.081.376.305</b>	<b>121.501.688.327</b>

**I.3. IMPOR MENURUT KOMODITI / IMPORT BY HS COMMODITY**  
**\*\*\* NOPEMBER / NOVEMBER 2008 \*\*\***

H S	Uraian Komoditi Commodity Description	Berat Bersih / Net Weight (Kg)		Nilai / Value C.I.F (US\$)	
		Bulan ini	Kumulatif	Bulan ini	Kumulatif
		Current Month	Cum.Jan. to date	Current Month	Cum.Jan. to date
0102100000	Live bovine,pure-bred breeding animals	0	448.586	0	2.647.147
0102901000	Live oxen, other than pure-bredbreeding animals	20.695.438	182.972.324	41.019.145	345.343.124
0102902000	Live buffaloes, other than pure-bredbreeding animals	150.100	901.149	165.110	1.266.589
0102909000	Live bovine, Other than oxen & buffaloesother than pure-bred breeding animals	0	187.188	0	783.323
0105111000	Breeding fowls spec.gallus domesticus,live, weight <=185g	0	2	0	19
0105119000	Fowls spec.gallus domesticus,live,weight <=185g, other than breeding	0	156	0	428
0105992000	Ducks, live, weight >185gother than pure-bred breeding	0	3.546	0	22.275
0106200000	Live reptiles (including snakes andturtles)	0	438	0	1.484
0106390000	Other birds, live	0	488	0	2.626
0106900000	Other live animals, for humanconsumption	0	15	0	217
0201100000	Carcasses & half-carcasses of bovineanimals, fresh or chilled	0	32.564	0	93.134
0201200000	Oth cuts with bone in of bovine animals,fresh or chilled	207	55.646	1.364	99.932
0201300000	Meat of bovine animals, boneless,fresh or chilled	71.806	441.830	328.618	1.947.873
0202200000	Oth cuts with bone in of bovine animals,frozen	238.888	2.471.513	321.476	4.377.644
0202300000	Meat of bovine animals, boneless,frozen	2.849.476	39.300.817	8.196.277	110.394.310
0203120000	Hams, shoulders & cuts thereof of swinewith bone in, fresh or chilled	890	4.406	4.323	13.915
0203190000	Other meat of swine, fresh or chilled	872	8.284	4.230	25.291
0203290000	Other meat of swine, frozen	16.320	179.520	14.672	213.587
0204220000	Oth cuts with bone in of sheep,fresh or chilled	21.757	37.569	66.790	200.456
0204230000	Other meat of sheep, boneless, fresh orchilled	1.846	4.132	5.786	33.917
0204410000	Carcasses & half-carcasses of sheep,frozen	7.722	59.141	24.314	242.102
0204420000	Oth cuts with bone in of sheep, frozen	6.620	249.458	25.977	1.162.339
0204430000	Other meat of sheep, boneless, frozen	0	135.369	0	583.384
0204500000	Meat of goats, fresh, chilled or frozen	23.985	147.792	77.698	425.837
0206210000	Tongues of bovine animals, frozen	21.624	463.396	37.841	889.406
0206220000	Livers of bovine animals, frozen	621.438	4.880.195	864.747	7.217.649
0206290000	Other edible offal of bovine animals,frozen	2.744.685	36.916.316	4.861.890	59.280.260
0206300000	Edible offal of swine,fresh or chilled	0	43.033	0	77.069
0206800000	Edible offal of sheep, goats, horses,asses,mules or hinnies,fresh or chilled	0	773	0	5.140
0206900000	Edible offal of sheep, goats, horses,asses, mules or hinnies, frozen	18.945	149.326	39.974	264.317
0207110000	Meat & edible offal of the spec. gallusdomstcs, not cut in piece, fresh/chilled	158.941	273.130	196.224	337.950
0207120000	Meat & edible offal of the spec. gallusdomesticus, not cut in piece, frozen	23.554	1.602.619	39.091	2.810.975
0207149000	Oth cuts & offals of fowl of the speciesgallus domesticus, frozen	1.037.407	2.862.847	1.394.661	4.363.054
0207240000	Meat and edible offal of turkeys, notcut in pieces, fresh or chilled	0	6.813	0	12.326
0207250000	Meat and edible offal of turkeys,notcut in pieces, frozen	20.245	123.478	53.877	296.335
0207331000	Meat and edible offal of ducks,not cut in pieces, frozen	72.203	811.946	56.520	821.323
0210191000	Bacon of swine, salted, in brine, drieror smoked	0	294	0	436
0210199000	Other of swine, salted, in brine, drieror smoked	52	52	137	137
0210991000	Freeze cried chicken dice	0	1.186.782	0	2.123.754
0210999000	Oth meat & edible, incl. frouns & mealssalted, in brine, dried or smoked	157	3.093	823	34.640
0301102000	Ornamental marine fish, live	0	1.490	0	1.781
0301103000	Freshwater ornamental fish, live	0	199.336	0	153.575
0301920000	Eels (anguilla spp.), live	3.750	4.600	13.823	50.318
0301939000	Carp ,live for oth than breeding	0	2.384	0	600
0301940000	Bluefin tunas (thunnus thynnus), live	0	41.234	0	93.371
0301994010	Tilapia fish, live	0	3.225	0	1.338
0301994090	Other freshwater fish, live	47.192	688.212	76.530	579.197
0302110000	Trout (salmo trutta & orcorhynchuses),excl.fillets, livers/roes, fresh/chilled	0	9.285	0	21.526
0302120000	Pacific/atlantic/danube salmon, excl.fillets, livers/roes, fresh or chilled	0	352	0	837
0302190000	Oth salmonidae fish,excl.fillet,liverand roes, fresh or chilled	32.202	1.721.084	15.099	546.033
0302360000	Southern bluefin tunas, excl. fillets,livers and roes, fresh or chilled	0	901	0	1.710
0302390000	Oth tunas, excl.fillets, livers & roes,fresh or chilled	196	27.520	721	17.737
0302500000	Cod, excluding fillets, livers & roes,fresh or chilled	613	1.430	854	1.904
0302610000	Sardines, excl. fillets, livers & roes,fresh or chilled	1.022	292.717	399	89.961
0302640000	Mackerel, excl. fillets livers & roes,fresh or chilled	0	1.635.090	0	1.046.923
0302691090	Other marine fish excl.fillets, liversand roes, fresh or chilled	7.865	879.369	5.023	285.996
0302692010	Tilapia, excl.fillets, livers and roes,fresh or chilled	61.624	907.320	27.389	275.962
0302692090	Other freshwater fish, excl.fillets,livers and roes, fresh or chilled	17.942	388.786	7.835	121.105
0302700000	Livers & roes of fish, fresh/chilled	1.092	7.222	1.520	8.416
0303110000	Sockeye salmon, excl.fillets, livers &roes, frozen	0	17.378	0	70.211
0303190000	Oth pacific salmon, excl.fillet, liverand roes, frozen	5.088	159.283	9.887	134.434
0303210000	Trout, excl.fillets, livers and roes,frozen	0	8.652	0	58.090
0303220000	Atlantic & danube salmon, excl.fillets,livers and roes, frozen	18.451	213.205	129.812	1.259.801
0303290000	Other salmonidae, excl.fillets, liversand roes, frozen	21.512	244.624	64.957	622.456
0303330000	Sole, excl.fillets, livers & roes,frozen	0	108	0	1.059
0303390000	Oth flat fish, excl.fillets, livers &roes, frozen	19.200	41.237	12.480	24.671
0303410000	Albacore/longfinned tunas,excl.fillet,livers and roes, frozen	0	25.051	0	63.797
0303420000	Yellow fin tunas, excl.fillet, liver &roes, frozen	72.721	2.429.333	185.242	4.658.261
0303430000	Skipjack or stripe-bellied bonito,excl.fillets, livers and roes, frozen	136.953	7.922.655	224.650	12.858.736
0303450000	Bluefin tunas, excl.fillets, livers androes, frozen	0	75.000	0	149.250
0303490000	Oth tunas, excl.fillets,livers & roes,frozen	204.728	1.218.190	122.897	853.237
0303520000	Cod (gadus morhua, ogac, macrocephalu),excl.fillets,livers and roes,frozen	9.080	14.572	8.040	32.991
0303610000	Swordfish (xiphias gladius),excl.fillets,livers and roes,frozen	0	261.059	0	402.189

**I.3. IMPOR MENURUT KOMODITI / IMPORT BY HS COMMODITY**  
**\*\*\* NOPEMBER / NOVEMBER 2008 \*\*\***

H S	Uraian Komoditi Commodity Description	Berat Bersih / Net Weight (Kg)		Nilai / Value C.I.F (US\$)	
		Bulan ini	Kumulatif	Bulan ini	Kumulatif
		Current Month	Cum.Jan. to date	Current Month	Cum.Jan. to date
0303710000	Sardines, excl.fillets, livers and roes,frozen	79.652	546.969	46.045	234.892
0303740000	Mackerel, excl.fillets, livers and roes,frozen	5.007.603	46.198.022	3.426.797	29.015.569
0303750000	Dogfish and other sharks, excl.fillets,livers and roes, frozen	13.343	128.068	62.023	731.473
0303760000	Eels, excl.fillets, livers & roes,frozen	0	2.775	0	5.250
0303791010	Kerapu(cromilepte altivelis,epinephelus,excl.fillets,livers and roes,frozen	0	43.469	0	52.830
0303791090	Other marine fish, excl.fillets, liversand roes, frozen	1.523.236	12.625.259	885.789	6.580.390
0303792010	Tilapia, excl.fillets, livers and roes,frozen	21.302	604.750	15.998	1.037.314
0303792090	Other freshwater fish, excl.fillets,livers and roes, frozen	113.942	865.951	121.202	562.126
0303802000	Roes of fish, frozen	242	1.295	730	7.151
0304190000	Other fish fillets,fresh or chilled	19.090	129.178	84.000	559.158
0304210000	Swordfish (xiphias gladius)frozen fillets	0	136.080	0	340.360
0304290000	Other fish fillets,frozen	120.362	1.197.785	361.408	3.021.961
0304990000	Other fish meat (whether or not minced)frozen	49.030	215.815	41.376	268.643
0305100000	Flours, meals and pellets of fish,fit for human consumption	0	1.461	0	2.976
0305201000	Livers & roes of freshwater fish, dried,salted or salted or in brine	16	77	376	1.144
0305209000	Others livers & roes of fish, dried,smoked, salted or in brine	0	347.093	0	237.735
0305300000	Fish fillets, dried,salted or in brine,but not smoked	0	20.099	0	37.726
0305410000	Pacific salmon, smoked, incl.fillets	40	207	1.498	4.368
0305490000	Other smoked fish, including fillets	7.500	52.369	86.250	189.072
0305591000	Sharks fins, dried, salted/unsaltedbut not smoked	41.595	157.679	412.121	1.294.850
0305592000	Marine fish, including anchovies, dried,salted/unsalted, but not smoked	1.456.395	10.816.266	853.896	6.489.914
0305599000	Other dried fish, salted/unsalted butnot smoked	363.586	1.224.413	341.594	1.148.626
0305630000	Anchovies(engraulis spp.), salted butnot dried or smoked and in brine	0	5.331	0	6.087
0305691000	Marine fish, incl sharks fin,salted butnot dried or smoked and in brine	0	3.296	0	2.016
0305699000	Other fish, salted but not dried orsmoked and in brine	201.204	1.875.302	122.734	1.011.200
0306110000	Rock lobsters and oth sea crawfish, ( Ja,Palinurus,Panulirus spp.) frozen	32.760	332.272	109.900	993.389
0306130000	Shrimps and prawns, frozen	223.240	1.844.516	110.060	4.956.074
0306140000	Crabs, frozen	202.181	1.313.627	1.310.144	6.239.603
0306190000	Other, incl flours, meals & pellets ofcrustac, fit for human consump,frozen	0	70.703	0	316.813
0306211000	Rock lobsters and other sea crawfish,breeder, not frozen	0	3	0	5
0306213000	Rock lobsters and other sea crawfish,fresh or chilled	0	1.609	0	1.726
0306223000	Lobsters (homarus spp), fresh/chilled	0	5	0	126
0306231000	Shrimps and prawns, breeder	0	3.256	0	107.414
0306232000	Shrimps and prawns,other than breeder,live	2	2.102	5	40.051
0306233000	Shrimps and prawns, fresh or chilled	0	1.725	0	8.473
0306234900	Other shrimps and prawns, driedin oth than airtight containers	0	20.326	0	28.385
0306249900	Other crabs, not frozennot in airtight containers	35.928	38.231	239.892	247.278
0307101000	Oysters, live	0	2	0	56
0307102000	Oysters, fresh, chilled or frozen	4.796	30.570	6.677	82.387
0307103000	Oysters, dried, salted or in brine	0	1.935	0	6.383
0307212000	Scallops, fresh or chilled	0	11.617	0	12.846
0307291000	Scallops, frozen	495	271.658	3.282	739.684
0307292000	Scallops, dried, salted or in brine	0	2.611	0	4.420
0307312000	Mussels, fresh or chilled	0	43.385	0	28.402
0307391000	Mussels, frozen	0	22.878	0	71.960
0307412000	Cuttle fish and squid,fresh or chilled	0	54.608	0	55.386
0307491000	Cuttle fish and squid, frozen	80.371	7.493.266	101.038	5.267.521
0307492000	Cuttlefish&squid,dried,salted/in brine	0	57	0	59
0307512000	Octopus, fresh or chilled	0	25.840	0	81.781
0307591000	Octopus, frozen	28.166	661.307	54.516	1.719.683
0307592000	Octopus, dried, salted or in brine	0	282	0	884
0307602000	Snails, other than sea snails, fresh,chilled or frozen	0	3	0	57
0307912000	Other molluscs, fresh or chilled	6	47.060	15	46.920
0307991000	Other molluscs, frozen	262	1.434	206	8.268
0307999000	Oth aquatic invertebrates not crstceans,for human consumpt dried,salted/in brine	0	2.594	0	7.533
0401100000	Milk and cream, not concentrated, no addsugar, of a fat content, by weight < 1%	135.347	733.803	577.878	2.811.745
0401200000	Milk and cream, not concentrated, no addsugar, of a fat content, by weight 1- 6	1.444.182	13.235.955	2.067.053	16.733.812
0401300000	Milk and cream, not concentrated, no addsugar, of a fat content, by weight > 6%	125.322	1.029.458	230.937	2.885.096
0402103000	Milk&cream fat cont<=1.5%,in solid formadded sugar/oth sweet,in cont>= 20 kg	4.578.750	55.618.866	16.392.392	212.300.563
0402109000	Milk&cream fat cont<=1.5%,in solid formadded sugar/oth sweet,in cont< 20 kg	1.574.907	16.700.349	4.456.513	64.092.091
0402212000	Milk&cream fat cont> 1.5%,in solid formnot added sugar/oth sweet,in cont>=20 k	981.330	22.792.038	4.674.792	107.645.425
0402219000	Milk&cream fat cont> 1.5%,in solid formnot added sugar/oth sweet,in cont<20 kg	192.697	5.120.270	980.714	26.781.605
0402292000	Milk&cream fat cont> 1.5%,in solid formadded sugar/oth sweet,in cont>= 20 kg	694.000	11.136.618	2.380.018	44.442.548
0402299000	Milk&cream fat cont> 1.5%,in solid formadded sugar/oth sweet,in cont< 20 kg	1.251.467	42.792.647	7.778.284	151.718.193
0402910000	Other milk & cream, not containingadded sugar/other sweetening	28.858	496.860	156.270	1.786.679
0402990000	Other milk&cream, containing addeddsugar/other sweetening	328.765	2.655.795	394.742	3.446.697
0403101100	Yoghurt in liquid form, incl. condensedform,cont.fruits, nuts, cocoa or flavor	219	4.823	2.248	19.127
0403101900	Yoghurt in other form, containing fruits,nuts, cocoa or flavoring matter	11.323	482.266	31.963	658.331
0403109100	Yoghurt in condensed form, not contain fnut, cocoa, or flavoring matter	0	170.739	0	74.986
0403109900	Yoghurt in other form, not contain fruitnut, cocoa, or flavoring matter	0	88.699	0	51.856
0403901000	Buttermilk	332.000	5.027.482	1.086.898	21.190.477
0403909000	Curdled milk and cream, kephir & otherfermented milk and cream	36.515	645.590	37.850	1.547.478
0404101100	Whey, whether/not concentrated/containadd sugar/sweetening,for human consu	1.571.048	27.981.006	2.433.326	50.728.515

**I.3. IMPOR MENURUT KOMODITI / IMPORT BY HS COMMODITY**  
**\*\*\* NOPEMBER / NOVEMBER 2008 \*\*\***

H S	Uraian Komoditi Commodity Description	Berat Bersih / Net Weight (Kg)		Nilai / Value C.I.F (US\$)	
		Bulan ini	Kumulatif	Bulan ini	Kumulatif
		Current Month	Cum.Jan. to date	Current Month	Cum.Jan. to date
0404101900	Modified whey,whether/not concentr/contadd sugar/sweetening,for human consu	760.718	10.596.376	1.129.847	21.571.796
0404109100	Whey,whether/not concentrated/contain.add sugar/sweetening,for animal feeding	20.000	20.000	12.000	12.000
0404109900	Modified whey,whether/not concentr/contadd sugar/sweetening,for animal feedin	137	124.578	22.484	277.164
0404900000	Oth products consisting of natural milk	0	876.980	0	1.248.394
0405100000	Butter derived from milk	153.417	3.117.456	678.720	10.659.020
0405200000	Dairy spreads derived from milk	0	144.000	0	163.958
0405901000	Anhydrous butterfat derived from milk	139.778	3.218.830	729.597	17.541.599
0405902000	Butter oil derived from milk	0	16.900	0	75.600
0405903000	Ghee derived from milk	0	794	0	11.174
0405909000	Other fats and oils derived from milk	168.000	2.375.327	814.331	11.265.819
0406101000	Fresh cheese (unripened or uncured),including whey cheese	436.486	5.682.828	2.078.872	29.155.676
0406109000	Fresh curd (unripened or uncured)	109.287	200.851	602.398	1.090.673
0406201000	Grated/powdered cheese,in packages ofa gross weight exceeding 20 kg	10.000	90.615	67.500	573.314
0406209000	Grated/powdered cheese,in packages ofa gross weight <= 20 kg	3.604	212.183	24.166	1.081.436
0406300000	Processed cheese,not grated or powdered	140.642	3.010.867	765.726	16.617.287
0406400000	Blue veined cheese and oth cheesecont veins prod by penicillium roquefort	35	346	213	1.687
0406900000	Other cheese	10.695	637.265	66.786	2.671.787
0407001100	Hens' eggs, fresh for hatching	0	60.714	0	42.812
0407009900	Other birds' eggs, in sheel ,preserved or cooked	0	71.031	0	42.210
0408110000	Egg yolks, dried	6.631	102.839	44.950	526.877
0408190000	Egg yolks, other than dried	0	109.208	0	266.324
0408910000	Birds' eggs, not in shell, dried	77.919	1.006.656	409.236	4.753.959
0408990000	Birds eggs, not in shell, oth than dried	0	35.730	0	190.088
0409000000	Natural honey	79.706	875.749	270.257	2.763.609
0410001000	Birds' nests	263	2.403	2.499	14.974
0410009000	Other edible products of animal origin,not elsewhere specified or included	3.383	38.262	54.254	351.298
0501000000	Human hair, unworked, whether or notwashed or scoured; waste of human hair	10.400	100.075	536.300	5.406.752
0502100000	Pigs', hogs' and boars' bristles andhair and waste thereof	91.149	740.098	568.083	5.314.316
0502900000	Badger hair and other brush making hairand waste thereof	0	120.136	0	881.634
0505101000	Duck feathers and down, of a kind usedfor stuffing	3.648	188.201	60.108	3.059.164
0505109000	Feathers and down other than duck, ofa kind used for stuffing	27	10.348	467	223.780
0505901000	Duck feathers and down, used other thanfor stuffing	5.394	64.236	24.273	305.424
0505909000	Other skins and parts of birds; powderand wsate of feather or part of feathers	24.213	5.635.811	95.596	4.808.957
0506100000	Ossein and bones treated with acid	0	10	0	148
0506900000	Other bones and horn-cores	0	36	0	1.447
0508001000	Coral&similar material,unworked/simplyprepared but not otherwise worked	0	1.545	0	30.938
0508002000	Shells of molluscs, crustaceans/echinoderms,unworked/simply prepared uncut	9.284	124.855	10.164	152.357
0508009000	Cuttle-bone,unworked/simply preparednot cut to shape,powder&waste thereof	27.000	308.442	10.395	129.117
0510009000	Ambergis,casstoreum,civet; bile; glands& oth animal prod.used in pharmaceutical	16	143	572	15.133
0511100000	Bovine semen	0	2	0	136
0511911000	Dead animals of fish/crustaceans,molluscs/other aquatic invertabrates	56.000	56.000	24.200	24.200
0511913000	Artemia egg (brine shrimp egg)	4.268	131.127	10.500	1.972.222
0511919000	Oth.product of fish or crustaceans,moluscs or oth.aqua invertabrates	68.000	1.064.011	36.075	529.508
0511991100	Semen of swine, sheep or goats	0	28	0	6.580
0511999000	Other animal products not elsewherespecified or included	22.375	219.108	20.589	305.262
0601100000	Bulbs, tubers, tuberous roots, corms,crowns & rhizomes, dormant	0	25.909	0	107.606
0601209000	Bulbs,tubers,tuberous roots, cormscrowns & rhizomes, in growh or in flower	100	101.645	927	151.344
0602109000	Unrooted cutting and slips of oth plants	0	58.912	0	66.144
0602200000	Trees, shrubs & bushes, grafted or not,of kinds which bear edible fruit or nuts	56.050	56.050	35.294	35.294
0602902000	Orchid seedlings	0	34.551	0	78.215
0602903000	Aquarium plants	65	65	1.587	1.587
0602909000	Other live plants; mushroom spawn	21.250	172.645	7.504	75.504
0603110000	Roses, fresh flowers of a kind suitablefor bouquets/ornamental purpose	3	3	134	134
0603130000	Orchids, fresh flowers of a suitablefor bouquets/ornamental purpose	0	100	0	50
0603140000	Chrysanthenums, fresh flowers of a kindsuitable for bouquets/ornamental purpos	0	1.008	0	11.100
0603190000	Other fresh flowers of a kind suitablefor bouquets/ornamental purpose	37	960	1.353	6.883
0603900000	Flowers of a suitable for ornamental, dried, dyed, bleached / othwise prep	0	9.097	0	47.931
0604100000	Mosses and lichens	4.700	55.796	7.990	112.164
0604910000	Foliage, branches & oth parts of plants,fresh	0	108	0	80
0604990000	Foliage, branches & oth parts of plants,other than fresh	400	47.686	1.680	36.691
0701100000	Potatoes seed, fresh or chilled,	0	2.619.756	0	1.819.493
0701900000	Potatoes, other than seed, fresh or chilled	109.605	4.163.207	46.338	2.276.480
0702000000	Tomatoes, fresh or chilled	132	135.533	538	220.990
0703101100	Onions bulbs for propagationfresh or chilled	0	61.041	0	18.091
0703101900	Onions,fresh/chilled,oth.than bulbsfor propagation	2.242.321	36.195.520	848.660	14.241.422
0703102100	Shallots bulbs for propagationfresh or chilled	0	185.000	0	69.768
0703102900	Shallots,fresh/chilled,oth than bulbsfor propagation	321.533	126.921.693	165.891	53.254.483
0703201000	Garlic bulbs for propagationfresh or chilled	0	140.000	0	18.620
0703209000	Garlic,fresh/chilled, oth than bulbsfor propagation	18.157.846	396.530.572	6.849.122	142.409.823
0703909000	Leeks & oth.alliaceous, fresh/chilledoth than bulbs for propagation	94	971.732	223	407.802
0704101000	Cauliflowers, fresh or chilled	7.873	199.010	8.419	237.846
0704102000	Headed broccoli, fresh or chilled	9.431	365.166	9.680	340.915
0704200000	Brussels sprouts, fresh or chilled	157	8.228	520	20.796

**I.3. IMPOR MENURUT KOMODITI / IMPORT BY HS COMMODITY**  
**\*\*\* NOPEMBER / NOVEMBER 2008 \*\*\***

H S	Uraian Komoditi Commodity Description	Berat Bersih / Net Weight (Kg)		Nilai / Value C.I.F (US\$)	
		Bulan ini	Kumulatif	Bulan ini	Kumulatif
		Current Month	Cum.Jan. to date	Current Month	Cum.Jan. to date
0704901000	Cabbages, fresh or chilled	1.271	208.908	1.242	240.699
0704909000	Kohlrabi, kale and similar edible brassicas, fresh or chilled	8.358	240.844	9.624	293.525
0705110000	Cabbage lettuce (head lettuce), fresh or chilled	4.871	127.784	4.017	173.884
0705190000	Other lettuce, fresh or chilled	7.252	61.154	5.493	67.113
0705210000	Witloof chicory, fresh or chilled	81	5.812	197	14.854
0705290000	Other chicory, fresh or chilled	0	9.444	0	10.027
0706101000	Carrots, fresh or chilled	1.254.136	16.868.899	608.253	8.681.298
0706102000	Turnips, fresh or chilled	0	3.446	0	2.504
0706900000	Salad beetroot,salsify,celeriac,radishand similar edible roots,fresh/chilled	1.212	50.137	34.330	76.465
0707000000	Cucumbers and gherkins, fresh/chilled	1.950	25.124	2.861	40.545
0708100000	Peas (pisum sativum), fresh/chilled	224.886	4.160.282	70.937	1.384.531
0708200000	Beans (vigna spp., phaseolus spp.),fresh or chilled	124.975	5.538.087	74.830	2.272.643
0708900000	Other leguminous vegetables, fresh or chilled	1.998	267.803	1.232	115.034
0709200000	Asparagus, fresh or chilled	2.832	78.174	4.383	84.092
0709400000	Celery oth than celeriac,fresh/chilled	3.689	146.550	4.293	172.834
0709510000	Mushrooms of the genus agaricus, fresh or chilled	2.644	230.867	1.951	226.519
0709590000	Other mushrooms, fresh or chilled	18.140	312.810	17.799	287.234
0709601000	Chillies, other than giant chillies,fresh or chilled	0	2.801	0	2.154
0709609000	Other fruits of the genus capsicum orof the genus pimenta, fresh or chilled	5.074	429.847	5.280	415.713
0709700000	Spinach, new zealand spinach & orach spinach, fresh or chilled	788	13.008	781	12.126
0709901000	Globe artichokes	28	6.770	85	20.181
0709909000	Other vegetables, fresh or chilled	137.756	1.391.114	108.316	1.135.562
0710100000	Potatoes, frozen	223.777	4.638.342	204.356	4.586.061
0710210000	Peas (pisum sativum), frozen	50.028	595.227	48.143	705.329
0710220000	Beans (vigna spp.phaseolus spp), frozen	1.582	4.798	1.618	12.694
0710290000	Other leguminous vegetable, frozen	123.071	939.300	132.964	983.811
0710300000	Spinach,new zealand spinach and orach spinach (garden spinach), frozen	0	37.688	0	54.250
0710400000	Sweet corn, frozen	53.838	657.906	48.033	600.649
0710800000	Other vegetables, frozen	76	132.185	90	226.689
0710900000	Mixtures of vegetables, frozen	70.335	789.482	84.131	872.084
0711209000	Olives, preserved in other preservation	0	9.600	0	4.685
0711409000	Cucumber and gherkins, preserved in other preservation	2	1.884	6	4.855
0711519000	Mushrooms of the genus agaricuspreserved in other preservation	1.209	13.588	3.299	28.570
0711599000	Other mushrooms and trufflespreserved in other preservation	0	17.882	0	5.422
0711901000	Sweet corn, provisionally preserved	374	101.791	2.267	153.737
0711902000	Chillies, provisionally preserved	0	275.443	0	188.852
0711903000	Capers, provisionally preserved	0	1.774	0	4.198
0711909000	Oth vegetables, mixtures of vegetablesprovisionally preserved	26.970	81.096	8.308	62.075
0712200000	Onios, dried, whole, cut, sliced,broken/in powder, but not further prep	162.073	3.202.713	461.408	7.038.865
0712310000	Mushrooms (genus agaricus), dried,whole,broken/in powder, but not further prep	0	30.362	0	67.119
0712320000	Wood ears (auricularia spp.),dried,whole,broken/in powder, but not further prep	15.912	161.687	18.785	192.918
0712330000	Jelly fungi (tremella spp.),dried,whole,cut, broken/in powder,but not furth prep	18.720	134.058	20.704	168.830
0712399000	Other mushrooms, dried, whole,cut,sliced,broken/in powder, but not further prep	98.324	1.065.202	139.332	1.905.109
0712901000	Garlic, whole, cut, sliced,broken/in powder, but not further prep	72.340	1.715.395	197.739	2.275.485
0712909000	Other vegetables/mixtures of vegetableswhole, cut, sliced, but not further prep	179.876	1.544.027	443.082	3.170.214
0713101000	Peas, dried, for sowing	0	29.729	0	28.440
0713109000	Peas, dried, other than for sowing	87.060	3.044.462	21.104	1.021.924
0713209000	Chickpeas(garbanzos), dried, other thanfor sowing	205.500	1.476.906	54.738	380.154
0713311000	Beans (vigna mungo hepper/vigna radiatawilczek), dried, for sowing	0	3	0	10
0713319000	Beans (vigna mungo hepper/vigna radiatawilczek), dried, other than for sowing	673.000	23.014.058	425.840	11.256.990
0713329000	Small red(adzuki) beans(phaseolus/vigna)dried, other than for sowing	0	428.840	0	137.286
0713339000	Kidney beans, including white pea beansdried, other than for sowing	1.061.500	6.265.034	378.348	2.186.085
0713391000	Other beans, dried, for sowing	0	254	0	417
0713399000	Other beans,dried,other than for sowing	43.136	2.577.484	18.134	1.408.401
0713409000	Lentils, dried, other than for sowing	0	10.670	0	15.383
0713509000	Broad beans & horse beans, dried,other than for sowing	652.540	8.430.756	388.629	5.060.989
0713909000	Other dried leguminous vegetables,other than for sowing	158.157	1.500.856	86.159	600.993
0714109000	Manioc (cassava), in other form	5.000	15.000	4.000	12.000
0714200000	Sweet potatoes	66	4.723	253	7.217
0714909000	Arrowroot, salep, jerusalem artichokes,& similar roots/tubers with high starch	6.518	63.289	6.572	57.567
0801110000	Coconuts, desiccated, fresh or dried	13.869	251.846	27.770	467.943
0801190000	Coconuts, other than desiccatedfresh or dried	134.292	1.244.214	66.261	595.774
0801220000	Brazil nuts, shelled, fresh or dried	0	20.000	0	29.200
0801310000	Cashew nuts, in shell, fresh or dried	0	733.811	0	471.254
0801320000	Cashew nuts, shelled, fresh or dried	47.628	270.252	202.650	1.098.578
0802110000	Almonds, in shell, fresh or dried	0	3.406	0	8.334
0802120000	Almonds, shelled, fresh or dried	64.235	471.550	291.148	2.205.322
0802220000	Hazelnut/filberts, shelled, fresh/dried	0	2.165	0	16.242
0802310000	Walnuts, in shell, fresh or dried	0	820	0	2.026
0802320000	Walnuts, shelled, fresh or dried	20.000	90.160	20.000	227.730
0802400000	Chestnuts (castanea spp.), fresh/dried,whether or not,shelled or peeled	3.439	44.674	3.796	32.746
0802500000	Pictachios, fresh or dried	2.781	153.627	1.846	224.797
0802600000	Macadamia nuts,fresh or dried,whether or not,shelled or peeled	0	240	0	1.563

**I.3. IMPOR MENURUT KOMODITI / IMPORT BY HS COMMODITY**  
**\*\*\* NOPEMBER / NOVEMBER 2008 \*\*\***

H S	Uraian Komoditi Commodity Description	Berat Bersih / Net Weight (Kg)		Nilai / Value C.I.F (US\$)	
		Bulan ini	Kumulatif	Bulan ini	Kumulatif
		Current Month	Cum.Jan. to date	Current Month	Cum.Jan. to date
0802901000	Areca nuts, fresh or dried	0	101.884	0	61.265
0802909000	Other nuts, fresh or dried	20.838	120.995	14.990	131.670
0803001000	Pisang mas, pisang rastali, pisangberangan & pisang embun, fresh/dried	0	3.181	0	3.113
0803009000	Other bananas, including plantains, fresh or dried.	757	51.554	1.439	60.853
0804100000	Dates, fresh or dried	1.624.634	13.357.545	1.379.133	13.290.366
0804200000	Figs, fresh or dried	0	1.681	0	5.108
0804300000	Pineapples, fresh or dried	11.806	192.610	9.730	144.959
0804400000	Avocados, fresh or dried	33	11.588	224	26.511
0804501000	Guavas	289	126.361	287	78.159
0804502000	Mangoes	0	959.395	0	597.663
0804503000	Mangoesteens	0	1.973	0	2.341
0805100010	Oranges, fresh	1.043.949	25.598.231	828.074	19.595.802
0805200000	Mandarin (incl. tangerines & satsumas), & similar citrus hybrids, fresh or dried	3.579.495	91.079.149	3.109.223	78.187.075
0805400000	Grapefruit, including pomelos, fresh or dried	26	327.059	69	410.346
0805500000	Lemons and limes, fresh or dried	49.943	564.075	44.839	527.085
0805900000	Other citrus fruit, fresh or dried	6.501	123.753	5.039	99.011
0806100000	Grapes, fresh	1.300.844	24.019.790	2.562.905	45.082.125
0806200000	Grapes, dried	257.744	1.656.752	243.909	1.904.585
0807110000	Watermelons, fresh	3.361	383.512	3.802	215.796
0807190000	Other melons, fresh	32	96.132	91	242.722
0807209000	Other papaws (papayas), fresh	2.905	156.872	5.162	89.142
0808100000	Apples, fresh	7.976.716	130.054.412	6.310.932	103.900.126
0808200000	Pears and quinces, fresh	4.639.563	82.558.689	3.551.959	62.450.471
0809100000	Apricots, fresh	0	148	0	192
0809200000	Cherries, fresh	0	2.732	0	5.353
0809300000	Peaches, including nectarines, fresh	5	15.268	155	22.063
0809400000	Plums and sloes, fresh	2.382	140.022	5.159	197.757
0810100000	Strawberries, fresh	2	167.397	108	326.958
0810200000	Raspberries, blackberries, mulberries, loganberries, fresh	0	2.450	0	10.044
0810400000	Cranberries, bilberries & other fruits of the genus vaccinium, fresh	0	10.391	0	14.977
0810500000	Kiwi fruit, fresh	77.836	865.787	137.280	1.528.916
0810600000	Durians, fresh	139.733	24.535.753	167.124	30.643.916
0810901000	Longans, fresh	1.335.245	39.445.448	1.491.775	44.852.758
0810902000	Lychees, fresh	0	933.785	0	801.531
0810904010	Langsat, fresh	0	90	0	72
0810904020	Starfruit, fresh	0	558	0	444
0810906000	Tamarinds, fresh	0	180.710	0	140.901
0810908000	Black, white or red currants and gooseberries, fresh	4.038	6.206	7.260	11.869
0810909000	Other fruit, fresh	230.974	4.259.762	201.780	3.313.898
0811100000	Strawberries, uncooked or cooked by steaming or boiling water, frozen	49.000	465.856	60.150	631.083
0811200000	Raspberries, blackberries, mulberries, loganberries, currant, gooseberries, frozen	0	20.814	0	108.858
0811900000	Other fruit and nuts, uncooked/cooked by steaming or boiling water, frozen	11.256	133.926	61.605	480.038
0812100000	Cherries, provisionally preserved	1.388	10.320	4.410	33.459
0812900000	Other fruit & nut, provisionally preserved	8.797	34.815	27.944	123.486
0813100000	Apricots, dried	0	16.334	0	33.919
0813200000	Prunes, dried	0	16.330	0	36.685
0813300000	Apples, dried	0	601	0	1.361
0813401000	Longans, dried	1.478	206.954	981	91.483
0813402000	Tamarinds, dried	16.680	33.433	12.589	28.990
0813409000	Other fruit, dried,	100	87.904	6.018	294.175
0813502000	Mixture of which dates/nuts other than cashew nuts/brazil nut predominate by weight	0	1.063	0	4.105
0813509000	Other mixtures of nuts or dried fruits	0	224	0	330
0814000030	Peel of citrus fruit or melons, watermelons, dried	2.134	3.657	11.654	12.966
0814000090	Peel of citrus fruit or melons, watermelons, provisionally preserved	0	4.050	0	6.775
0901111000	Arabica wib or robusta oib, not roasted, not decaffeinated	474.150	5.568.060	1.095.791	11.924.556
0901119000	Other coffee, not roasted, not decaffeinated	0	262.295	0	629.483
0901121000	Arabica wib or robusta oib, not roasted, decaffeinated	0	4.295	0	16.393
0901211000	Coffee, roasted, not decaffeinated, unground	25.695	193.127	118.780	1.271.752
0901212000	Coffee, roasted, not decaffeinated, ground	56.979	248.057	170.164	718.459
0901221000	Coffee, roasted, decaffeinated, unground	7.090	873.955	27.411	2.681.124
0901222000	Coffee, roasted, decaffeinated, ground	0	13.463	0	41.157
0901902000	Coffee substitutes containing coffee	3.463	114.424	5.335	393.227
0902101000	Green tea (not fermented), in packing <= 3 kg, leaf	5.923	144.382	14.311	247.363
0902109000	Green tea (not fermented), in packing <= 3 kg, other than leaf	253	428.894	706	695.082
0902201000	Green tea (not fermented), in packing > 3 kg, leaf	113.598	596.584	166.643	820.708
0902209000	Green tea (not fermented), in packing > 3 kg, other than leaf	60.535	1.121.348	99.872	1.245.107
0902301000	Black tea (fermented), in packing <= 3 kg leaf	121	1.053	1.077	14.521
0902309000	Black tea (fermented), in packing <= 3 kg other than leaf	4.436	36.917	16.662	315.792
0902401000	Black tea (fermented), in packing > 3 kg leaf	175.977	436.109	133.751	338.680
0902409000	Black tea (fermented), in packing > 3 kg other than leaf	343.219	3.573.905	933.138	7.629.609
0903000000	Mate	18.018	72.018	25.327	109.927
0904111000	White pepper, neither crushed nor ground	0	924.724	0	426.727
0904112000	Black pepper, neither crushed nor ground	43	101.014	498	313.449

**I.3. IMPOR MENURUT KOMODITI / IMPORT BY HS COMMODITY**  
**\*\*\* NOPEMBER / NOVEMBER 2008 \*\*\***

H S	Uraian Komoditi Commodity Description	Berat Bersih / Net Weight (Kg)		Nilai / Value C.I.F (US\$)	
		Bulan ini	Kumulatif	Bulan ini	Kumulatif
		Current Month	Cum.Jan. to date	Current Month	Cum.Jan. to date
0904119000	Other pepper, neither crushed nor ground	12	168.263	142	139.153
0904121000	White pepper, crushed or ground	17.147	36.250	5.516	11.347
0904122000	Black pepper, crushed or ground	396	3.615	465	11.789
0904129000	Other pepper, crushed or ground	3.291	17.411	6.951	12.889
0904201000	Chillies, dried	589.456	11.752.125	437.211	9.184.997
0904202000	Chillies, crushed or ground	245.328	1.792.989	219.649	1.638.637
0904209000	Oth fruits of the genus capsicum/pimenta, dried or crushed or ground	105	498.370	2.000	557.376
0905000010	Vanilla whole	0	495	0	12.558
0905000090	Other vanilla	24.515	95.692	23.086	198.147
0906190000	Cinnamon-tree flowersneither crushed nor ground	0	24.887	0	32.000
0906200000	Cinnamon and cinnamon-tree flowers,crushed or ground	45.306	233.201	159.675	959.171
0908100010	Nutmeg, in shell	0	27.166	0	47.430
0908100020	Nutmeg, shelled	17.359	33.549	122.616	140.873
0908200000	Mace	0	4.500	0	14.625
0908300000	Cardamoms	0	15.798	0	10.347
0909101000	Seeds of anise	33.241	309.504	35.082	207.637
0909200000	Seeds of coriander	1.321.324	8.845.402	426.735	2.928.065
0909300000	Seeds of cumin	129.924	1.170.479	114.427	755.593
0909400000	Seeds of caraway	8	76.422	94	37.635
0909500000	Seeds of fennel or juniper berries	65.500	541.919	22.724	197.149
0910100000	Ginger	28.225	174.050	19.679	126.218
0910200000	Saffron	0	3.305	0	16.359
0910300000	Turmeric (curcuma)	13	67.173	154	51.876
0910910000	Mixtures of spices	543	1.865	4.763	20.537
0910991000	Thyme; bay leaves	70	3.199	400	11.225
0910992000	Curry	7.969	41.307	4.739	28.722
0910999000	Other spices	13.129	400.596	10.721	268.779
1001100000	Durum wheat	0	1.124.100	0	266.820
1001901100	Meslin, for human consumption	0	11.467	0	25.500
1001901900	Other wheat, for human consumption	166.966.694	4.148.046.938	71.134.804	1.844.536.730
1001909900	Other wheat, not for human consumption	1.141.320	96.358.819	415.920	38.306.275
1002000000	Rye	0	75	0	1.135
1003000000	Barley	1	31.677	3	16.725
1004000000	Oats	50.000	432.115	23.886	236.903
1005100000	Maize (corn), seeds	467.314	2.054.265	808.606	5.208.984
1005901000	Popcorn	275.426	20.741.111	304.472	8.023.211
1005909000	Maize (corn), other than seeds	2.378.178	245.506.332	751.068	74.847.010
1006100000	Rice in the husk (paddy or rough)	488.000	3.416.862	976.000	7.752.049
1006209000	Other husked (brown) rice	0	10.000	0	41.806
1006301500	Thai hom mali rice	0	209.500	0	201.236
1006301900	Fragrant rice, broken > 25%semi-milled or wholly milled rice	88.290	7.847.731	127.734	2.903.955
1006302000	Parboiled rice, semi-milled orwholly milled rice	0	200.000	0	160.000
1006303000	Glutinous rice (pulot), semi-milled orwholly milled rice	14.207.652	138.883.634	6.130.826	63.769.495
1006309000	Other milled rice, whether/not polishedor glazed	0	40.136.266	0	13.966.252
1006400000	Broken rice	1.373.500	82.974.101	480.875	27.515.640
1007000000	Grain sorghum	0	3.376.172	0	1.074.650
1008100000	Buckwheat	0	3.424	0	5.621
1008200000	Millet	262.098	9.393.095	89.728	2.883.255
1008300000	Canary seed	19.750	2.140.651	19.059	1.166.328
1008900000	Other cereals	39.295	115.203	76.255	145.788
1101001000	Wheat flour	44.055.498	486.314.924	22.061.667	249.951.867
1101002000	Meslin flour	680	4.403	2.590	9.577
1102100000	Rye flour	1.341	8.481	3.295	21.422
1102200000	Maize (corn) flour	80.000	475.869	32.800	334.639
1102900090	Other cereal flours	455.250	7.751.240	213.767	3.418.127
1103112000	Groats and meals of durum or hard wheatsemolina	0	225	0	1.069
1103119000	Other groats and meals of wheat	148	57.658	253	72.063
1103130000	Groats and meals of maize (corn)	0	66.784	0	42.896
1103192000	Groats and meals of rice	30	1.801	94	4.273
1103199000	Groats and meals of other cereals	0	42.099	0	57.835
1103200000	Cereal pellets	10.720	143.018	4.907	83.977
1104120000	Rolled/flaked grains of oats	76.568	1.848.428	43.410	1.353.777
1104191000	Rolled/flaked grains of maize (corn)	0	17.460	0	14.507
1104199000	Rolled/flaked grains of other cereals	0	2.991.163	0	1.504.118
1104220000	Other worked grains of oats	0	1.368	0	3.329
1104230000	Other worked grains of maize (corn)	0	123	0	363
1104292000	Other worked grains of barley	0	15.025	0	5.562
1104299000	Other worked grains of other cereals	518.880	10.068.249	258.190	5.019.275
1104300000	Germ of cereals, whole, rolled, flakedor ground	0	5.439	0	13.971
1105100000	Flour, meal and powder of potatoes	90.862	910.559	112.295	1.344.943
1105200000	Flakes, granules and pellets of potatoes	285.255	2.860.451	401.280	3.904.510
1106100000	Flour, meal and powder of the driedleguminous vegetables of heading 07.13	120.560	670.062	413.979	2.254.082
1106201000	Flour, meal & powder of manioc (cassava)	0	250.140	0	123.422



**I.3. IMPOR MENURUT KOMODITI / IMPORT BY HS COMMODITY**  
**\*\*\* NOPEMBER / NOVEMBER 2008 \*\*\***

H S	Uraian Komoditi Commodity Description	Berat Bersih / Net Weight (Kg)		Nilai / Value C.I.F (US\$)	
		Bulan ini	Kumulatif	Bulan ini	Kumulatif
		Current Month	Cum.Jan. to date	Current Month	Cum.Jan. to date
1106202900	Flour and powder of sago	9.622	56.307	9.559	138.467
1106209000	Flour, meal & powder of roots or tubers of heading 07.14	0	37.645	0	126.926
1106300000	Flour, meal and powder of the dried leguminous vegetables of prod. chapter 8	13.358	239.298	64.430	371.202
1107100000	Malt, not roasted	2.812.720	28.830.555	1.543.568	16.166.847
1107200000	Malt, roasted	0	75.422	0	72.433
1108110000	Wheat starch	254.835	1.662.464	149.139	820.296
1108120000	Maize (corn) starch	4.951.150	127.004.337	2.084.987	47.544.354
1108130000	Potato starch	823.101	9.305.475	717.540	8.274.186
1108140000	Manioc (cassava) starch	12.007.455	157.529.750	3.770.055	57.727.153
1108191000	Sago starch	0	786	0	450
1108199000	Other starches	0	44.144	0	181.564
1108200000	Inulin	76.271	1.284.322	210.744	3.800.078
1109000000	Wheat gluten, whether or not dried	41.250	8.132.908	48.125	4.313.684
1201001000	Soya beans, whether or not broken, suitable for sowing	0	79	0	983
1201009000	Other soya beans, whether or not broken	120.845.148	1.034.618.980	64.159.166	625.409.093
1202101000	Ground nuts, not roasted or otherwise cooked, in shell, suitable for sowing	0	79.100	0	68.877
1202109000	Oth ground nuts, not roasted/otherwise cooked, in shell	3.660.808	64.272.563	3.913.216	26.363.627
1202200000	Ground nuts, shelled	7.940.329	136.514.040	8.821.236	68.646.700
1203000000	Copra	14.000	110.000	7.000	55.000
1204000000	Linseed, whether or not broken.	0	78.451	0	83.906
1205100000	Low erucic acid rape or colza seeds whether or not broken	0	950	0	4.759
1205900000	Other rape or colza seeds whether or not broken	23.760	80.394	15.777	40.088
1206000000	Sunflower seeds, whether or not broken	151.093	7.541.623	59.986	3.728.588
1207200000	Cotton seeds, whether or not broken	0	36.622	0	36.720
1207400000	Sesamum seeds, whether or not broken	351.417	3.695.223	166.497	1.809.659
1207500000	Mustard seeds, whether or not broken	0	998	0	1.970
1207910000	Poppy seeds, whether or not broken	13	511	147	1.494
1207992000	Palm nuts and kernels whether or not broken	1.841	33.783	365.348	3.917.239
1207993000	Safflower seeds whether or not broken	0	5.712	0	2.240
1207999000	Other oil seeds & oleaginous fruits, whether or not broken	13.344	253.521	4.804	5.280.040
1208100000	Flours and meals of soya beans	565.604	11.054.042	409.194	6.030.509
1208900000	Flours & meal of oth oil seed/oleaginous fruits, other than those of mustard	75	610.835	3.946	732.966
1209230000	Fescue seed, of a kind used for sowing	0	1.082	0	9.997
1209290000	Other seeds of forage plants, of a kind used for sowing	0	221.525	0	628.849
1209910000	Vegetable seeds, of a kind used for sowing	9.739	268.478	233.130	6.402.138
1209999000	Other seeds of a kind used for sowing	4.799	557.062	205.938	3.547.538
1210100000	Hop cones, neither ground nor powdered, nor in the form of pellets	0	16.269	0	105.644
1210200000	Hop cones, ground, powdered or in the form of pellets; lupulin	0	23.234	0	224.756
1211201000	Ginseng roots, cut, crushed/powdered form	1.050	30.836	88.694	1.192.676
1211209000	Ginseng roots, in other forms	0	1.283	0	15.317
1211309000	Coca leaf, in other forms	0	10.272	0	3.199
1211901100	Cannabis, in cut, crushed or powdered form, used for pharmacy	2.634	35.944	695	31.304
1211901300	Rauwolfia serpentina roots used for pharmacy	405.770	3.038.338	802.923	5.979.076
1211901400	Other plants, in cut, crushed or powdered form, used for pharmacy	0	1.732.201	0	2.589.521
1211901900	Other plants, in other forms used for pharmacy	78.760	843.022	97.689	880.164
1211909100	Pyrethrum, in cut, crushed or powdered form	0	24.000	0	85.440
1211909500	Gaharu wood chips, in cut, crushed or powdered form	0	6.185	0	9.600
1211909600	Liquorice roots, in cut, crushed or powdered form	0	43.195	0	90.300
1211909900	Oth plants, in cut, crushed/powdered form, used for other purposes	46.286	352.240	119.505	781.391
1212201100	Seaweeds & oth algae, fresh, chilled/dried of a kind used in pharmacy	0	495	0	317.727
1212201900	Seaweeds & oth algae, fresh, chilled/dried, used in dyeing, tanning, perfumery	66.520	879.900	112.170	880.502
1212202000	Seaweeds & oth algae, fresh, chilled/dried, for oth, not for human consumption	36.000	199.208	36.199	199.151
1212209000	Oth seaweeds & oth algae, fresh, chilled, dried, primarily for human consumption	4.836	113.149	10.330	339.346
1212993000	Melon seeds	0	1.741	0	2.893
1212999000	Other vegetable product, of a kind used primarily for human consumption	8.905	122.530	131.325	369.163
1213000000	Cereal straw and husks, unprepared	1.000	4.704	608	28.453
1214100000	Lucerne (alfalfa) meal and pellets	34.998	139.837	5.357	21.284
1214900000	Other forage products, whether/not in the form of pellets.	0	87.446	0	54.998
1301200000	Gum arabic	8.065	188.901	44.565	800.589
1301901000	Gum benjamin	5	24.144	950	54.003
1301902000	Gum damar	56.667	156.832	94.707	337.033
1301903000	Cannabis resin	0	833	0	10.741
1301909000	Other gum and resin	115.853	2.040.869	386.971	4.681.440
1302190000	Other opium, whether or not modified	50	15.178	7.100	938.023
1302120000	Saps and extracts of liquorice, whether or not modified	6.161	480.166	71.144	3.015.814
1302130000	Saps and extracts of hops, whether or not modified	3.257	24.243	90.022	579.685
1302192000	Extracts and tinctures of cannabis	100	1.508	2.200	128.387
1302193000	Other medicinal extracts derived from vegetable products	16.019	457.062	98.260	2.172.399
1302194000	Vegetable saps, extracts of pyrethrum or of the root of plants containing rotenone	0	30	0	1.797
1302195000	Japan (or chinese) lacquer (natural lacquer)	1.500	60.328	3.350	1.410.529
1302199000	Other saps and extracts of vegetable	64.497	548.651	461.553	7.138.932
1302200000	Pectic substances, pectinates & pectates	11.726	133.241	158.361	1.577.579
1302310000	Agar-agar	35.243	489.069	74.280	928.975

**I.3. IMPOR MENURUT KOMODITI / IMPORT BY HS COMMODITY**  
**\*\*\* NOPEMBER / NOVEMBER 2008 \*\*\***

H S	Uraian Komoditi Commodity Description	Berat Bersih / Net Weight (Kg)		Nilai / Value C.I.F (US\$)	
		Bulan ini	Kumulatif	Bulan ini	Kumulatif
		Current Month	Cum.Jan. to date	Current Month	Cum.Jan. to date
1302320000	Mucilages & thickeners,whether or notmodified, derived from locust beans/guar	229.872	2.230.475	454.501	5.465.623
1302391000	Carageenan	80.158	864.450	755.305	5.732.593
1302399000	Mucilages & thickeners,whether or notmodified,derived from vegetable products	69.043	885.064	473.361	5.373.273
1401100000	Bamboos used primarily for plaiting	66.407	234.254	68.930	311.994
1401200000	Rattans, used primarily for plaiting	0	557	0	277
1401900000	Other vegetable material used primarilyfor plaiting	0	26.000	0	15.972
1404200000	Cotton linters	0	54	0	549
1404909000	Other vegetable products not elsewherespecified or included	12.317	352.268	14.468	367.231
1501000000	Pigfat (including lard) and poultry fatother than heading 02.09 or 15.03.	17.380	17.380	42.015	42.015
1502001100	Edible tallow of bovine animals, sheepor goats, other	0	98	0	11.416
1502001900	Unedible tallow of bovine animal, sheepor goats, other	720	82.751	600	55.435
1502009900	Unedible fats other than tallow ofbovine animals, sheep or goats, other	0	24.904	0	29.150
1503009000	Lard oil, oleo-oil & tallow oil, notemulsified or mixed or othwise prepared	0	209.799	0	659.939
1504101000	Fish-liver oils and their fractions,fit for human consumption	15.864	77.284	43.902	320.571
1504109000	Fish-liver oils and their fractions,unfit for human consumption	17.274	312.539	26.887	465.961
1504201000	Fats & oil of fish, not liver oilsolid fraction, not chemically modified	38.408	732.010	237.428	2.332.670
1504209000	Fats & oil of fish, not liver oilsother fraction, not chemically modified	106.207	852.330	745.017	9.387.201
1505001000	Lanolin	5.440	93.618	21.429	434.151
1505009000	Other wool grease and fatty substancesderived therefrom	832	50.134	49.696	1.057.423
1506000000	Other animal fats and oils, and theirfractions, not chemically modified	24.180	232.479	44.436	459.502
1507100000	Crude oil of soya bean, whether or notdegummed	360	64.334	1.915	102.707
1507901000	Refined oil of soya bean	368.410	13.248.748	404.388	18.817.474
1507902000	Fraction of unrefined soya-bean oil	267.412	3.146.657	400.691	4.790.258
1507909000	Other soya bean oil and its fractions	199.983	3.636.675	300.925	5.545.946
1508909900	Other ground-nut oil,oth than solidfractions ,not chemically modified	0	1	0	63
1509101000	Virgin olive oil, in packing of netweight <=30 kg	0	142.899	0	555.601
1509109000	Virgin olive oil, in packing of netweight >30 kg	0	134.158	0	529.582
1509902100	Fractions of unrefined olive oil, inpacking of net weight <=30 kg	0	35.501	0	37.467
1509902900	Fractions of unrefined olive oil, inpacking of net weight >30 kg	0	95.280	0	200.035
1509909900	Other olive oil, whether/not refined,in packing of net weight >30 kg	26.187	157.783	98.190	732.939
1510009900	Oth oils, obtained solely from olives,not chemically modified	1.505	11.921	2.626	137.416
1511100000	Crude palm oil	0	1.050	0	1.425
1511901000	Fractions of unrefined palm oil,not chemically modified	0	7.777	0	99.494
1511909010	Palm oil, refined, bleached & deodorised (rbd)	0	39.442	0	64.266
1511909020	Olein, refined, bleached & deodorised (rbd)	0	6.906.712	0	3.592.349
1511909090	Other palm oil and its fractions,not chemically modified	710	100.328	1.240	178.208
1512110000	Crude oil of sunflower seed/safflower	0	1.000	0	2.841
1512191000	Refined oil of sunflower-seed/safflower	0	108.343	0	306.205
1512192000	Fraction of unrefined sunflower-seed orsafflower oil	308.480	2.025.234	631.245	4.044.683
1512199000	Other fractions of sunflower-seed/safflower, but not chemically modified	21.014	101.934	43.499	236.118
1512299000	Other fractions of cotton seed oil, notchemically modified	1.306	5.268	5.890	14.414
1513110000	Crude oil of coconut (copra)	0	82.218	0	29.759
1513199000	Coconut oil, refined, bleached & deodorised (rbd)	0	162.774	0	138.454
1513291100	Solid fract, not chemically modified,ofunrefine palm kernel stearin/babassu oil	30.122	1.420.104	64.600	2.716.790
1513291900	Oth fract, not chemically modified,ofunrefine palm kernel stearin/babassu oil	39.200	79.175	54.880	112.444
1513292100	Solid fract, not chemically modified,ofrefine palm kernel stearin/babassu oil	0	344.034	0	563.458
1513292900	Oth fract, not chemically modified, ofrefine palm kernel stearin/babassu oil	0	153.289	0	194.134
1513299900	Other fractions of palm kernel oil or,babassu oil, not chemically modified	0	99.102	0	227.889
1514110000	Crude oil of low erucid acid rape orcolza	14.228	275.953	12.132	249.246
1514199000	Oth fraction of low acid rape/colza oilnot chemically modified	1.400	40.405	3.780	103.905
1514911000	Crude oil of oth rape/colza oil & itsfractions	0	7.292	0	47.868
1514919000	Crude oil of mustard	0	422	0	550
1514999100	Oth fractions of rape or colza oil	41.500	313.476	65.321	504.695
1514999900	Oth fractions of mustard oil	0	5.493	0	12.098
1515110000	Crude oil of linseed	0	105	0	1.497
1515190000	Other linseed oil and its fractions	89.680	2.357.595	171.312	4.142.770
1515210000	Crude oil of maize (corn)	0	5.191	0	7.963
1515291900	Oth fractions, not chemically modifiedof unrefined maize (corn) oil	55.412	92.962	25.092	95.205
1515299900	Oth fractions, not chemically modifiedof refined maize (corn) oil	41.765	440.612	126.410	1.048.742
1515301000	Crude oil of castor	11.024	112.409	55.296	238.752
1515309000	Other castor oil and its fractions	133.143	1.793.089	235.919	2.973.981
1515501000	Crude oil of sesame	126	126	1.211	1.211
1515502000	Fraction of unrefined sesame oil	0	20	0	22
1515509000	Fraction of refined sesame oil	93.160	596.940	164.119	971.762
1515901100	Crude oil of tengkawang	0	103.600	0	642.500
1515901200	Fraction of unrefined tengkawang oil	0	3.600	0	26.028
1515901900	Fraction of refined tengkawang oil	0	518	0	2.175
1515909100	Crude oil of other fixed vegetable fatsand oils	0	20.171	0	89.315
1515909900	Other fixed vegetable fats and oils andtheir fractions	41.720	863.248	110.667	2.726.133
1516101000	Animal fats & oils and their fractions,in packing net weight >=10 kg	77.900	366.500	280.135	979.496
1516109000	Animal fats & oils and their fractions,in packing net weight < 10 kg	0	1.559	0	2.184
1516201100	Re-esterified fats & oils of soya beanand its fraction	0	158.543	0	288.225
1516201200	Re-esterified of crude palm oil and itsfraction	229.878	1.533.895	477.800	2.917.900

**I.3. IMPOR MENURUT KOMODITI / IMPORT BY HS COMMODITY**  
**\*\*\* NOPEMBER / NOVEMBER 2008 \*\*\***

H S	Uraian Komoditi Commodity Description	Berat Bersih / Net Weight (Kg)		Nilai / Value C.I.F (US\$)	
		Bulan ini	Kumulatif	Bulan ini	Kumulatif
		Current Month	Cum.Jan. to date	Current Month	Cum.Jan. to date
1516201300	Re-esterified fats & of palm oil, othercrude and its fraction	95.801	1.552.497	196.388	2.744.711
1516201400	Re-esterified fats & oils of coconutand its fraction	459.762	459.762	650.560	650.560
1516201800	Re-esterified fats & oils of olivesand its fraction	5	10.048	29	14.976
1516201900	Oth vegetable fat, re-esterified fats &oils and its fraction	167.200	3.335.027	319.352	5.161.008
1516202100	Hydrogenated fats in flakes of ground-nut, soya beans, palm oil or coconuts	0	28.491	0	31.082
1516202900	Other hydrogenated vegetable fatsin flakes	342.410	3.562.071	712.604	7.460.850
1516204000	Hydrogenated and refined, bleached anddeodorised palm kernel stearin or olein	405.760	5.747.285	514.201	7.195.479
1516207000	Refined, rbd palm stearin with iodinevalue not exceeding 48	4.500	327.800	12.824	472.020
1516209100	Oth fat & oils of ground-nuts, palm oilor coconuts	0	454.510	0	641.482
1516209900	Other vegetable fats and oils and theirfractions	170.150	6.857.355	204.264	8.994.338
1517100000	Margarine, excl. liquid margarine	61.676	922.214	99.306	1.572.805
1517901000	Imitation ghee	0	112	0	186
1517902000	Liquid margarine	124.404	629.004	204.138	1.414.877
1517903000	Mould release preparations	203	218	1.715	2.152
1517904300	Shortening	361	56.329	617	101.392
1517905000	Solid mixtures or prep of vegetablefats or oils or of their fractions	488.910	867.382	515.524	1.161.862
1517906200	Liquid mixtures or prep of fats/oil,which palm oil predominates	29.492	299.284	67.342	716.173
1517906300	Liquid mixtures or prep of fats/oil,which crude palm kernel oil predominates	0	34.931	0	36.136
1517906400	Liquid mixtures or prep of fats/oil,which (rbd) palm kernel oil predominates	0	4.539	0	6.538
1517906800	Liquid mixtures or prep of fats/oil,which illipenut oil predominates	0	112.142	0	329.512
1517906900	Liquid mixtures or prep of fats/oil,which oth vegetable oil predominates	28.108	365.739	63.360	1.181.453
1517909000	Oth edible mixtures or prep ofanimal or vegetable fats or oils	152.798	1.425.142	432.506	4.840.791
1518001200	Animal fats and oils, boiled, oxidised,dehydrated,sulphurised,blown,polymerised	0	92.235	0	131.851
1518001400	Ground-nut,soya-bean, palm/coconut oilpolymerised,or oth chemically modified	107.962	1.137.783	205.285	2.038.842
1518001500	Linseed oil&its fract,boiled,oxidised,dehydrated,sulphurised,blown,polymerised	0	24.272	0	44.475
1518001600	Olive oil&its fract,boiled, oxidised,dehydrated,sulphurised,blown,polymerised	0	234.789	0	197.188
1518001900	Oth animal/vegetable fat & oils, boiled,dehydrate,sulphurise,blown,polymerised	12.765	1.028.755	26.813	2.169.244
1518002000	Inedible mixtures/preparation of animalfats or oils or of different fats/oils	0	159.034	0	313.950
1518003200	Inedible mixtures/preparations ofground-nuts, soya-beans or coconuts	100.800	1.063.040	196.560	1.963.517
1518003300	Inedible mixtures/preparation of linseed	15.200	105.004	41.040	247.114
1518003900	Inedible mixtures or preparate of othervegetable fats or oils	26.972	250.882	30.873	618.295
1518006000	Inedible mixture & preparate of animalor vegetable fats or oils	17.194	375.224	85.533	1.619.920
1520001000	Glycerol, crude	0	721.448	0	259.011
1520009000	Glycerol waters and glycerol lys	529	2.307.525	1.294	1.972.425
1521100000	Vegetable waxes(oth.than triglycerides)whether or not refined or colored	644	209.610	7.068	1.110.599
1521901000	Bee wax and other insect waxes, whether or not refined or colored	6	16.143	149	135.010
1521902000	Spermaceti, whether or not refined orcolored	0	1.082	0	6.540
1522009000	Residues resulting f/the treatment of fatty substan.or animal/vegetable waxes	3.215	3.215	3.171	3.171
1601000011	Sausage containing pork	0	167	0	1.683
1601000090	Other sausages and similar products ofmeat, meat offal or blood	1.454	32.225	1.118	22.127
1602101000	Prepared or preserved meat offal/bloodcontaining pork, in airtight containers	0	9.100	0	51.891
1602109000	Prepared or preserved meat, or bloodcont both pork, in airtight containers	1.564	1.564	5.348	5.348
1602329000	Oth prepared/preserved meat offal/bloodof fowls of the spec. gallus domesticus	4.203	64.048	33.265	179.096
1602390000	Oth prepared/preserved meat offal/bloodof oth fowls of poultry of heading 01.05	0	34.628	0	64.256
1602411000	Hams and cuts thereof of swine,in airtight containers	0	32.407	0	36.915
1602419000	Hams and cuts thereof of swine,in other than airtight containers	0	15.112	0	23.400
1602421000	Shoulders and cuts thereof of swinein airtight containers	0	1.468	0	1.125
1602491100	Luncheon meat of swine,in airtight containers	0	10.002	0	7.007
1602491900	Luncheon meat of swine,in other than airtight containers	0	100.424	0	109.117
1602499100	Oth prepared/preserved meat offal/bloodof swine in airtight containers	50.516	391.908	57.335	432.644
1602499900	Oth prepared/preserved meat offal/bloodof swine not in airtight containers	3.129	9.027	5.857	15.683
1602500000	Other prepared or preserved meat offalor blood of bovine animals	35.398	601.933	147.946	2.455.378
1602909000	Oth prepared/preserved meat offal/bloodof any animal	449	30.802	1.041	71.303
1603001000	Extracts & juices of chicken, with herbs	0	4.466	0	37.136
1603002000	Extract & juice of chicken,without herbs	0	17.292	0	99.899
1603003000	Extracts/juices of oth meat,fish/crustamolluscs/aquatic invertebr, with herbs	0	162.000	0	152.460
1603009000	Extracts/juices of oth meat,fish/crustamolluscs/aquatic invertebr,without herbs	114	38.193	13.028	124.997
1604111000	Salmon, prepared/preserved in airtightcontainers	0	5.891	0	21.790
1604119000	Salmon, prepared or preserved in otherthan airtight containers	0	2.625	0	7.389
1604131100	Sardines, prepared/preserved in airtightcontainer	24.730	297.011	49.725	533.481
1604131900	Sardines, prepared or preserved in otherthan airtight containers	0	1.965.920	0	1.472.288
1604139100	Sardinella and brisling or sprats.prepared/preserved in airtight container	0	5.353	0	4.880
1604139900	Sardinella and brisling or sprats,prep/preserved not in airtight containers	3.552	1.851.377	4.581	3.514.618
1604141000	Tunas, skipjack & bonito (sarda spp),prepared/preserved in airtight container	0	121.439	0	449.879
1604149000	Tunas, skipjack, bonito(sarda spp),prep/preserved not in airtight containers	5.225	112.934	15.343	115.282
1604151000	Mackerel, prepared or preserved, inairtight containers	158.140	830.030	245.851	1.327.568
1604159000	Mackerel, prepared or preserved, inother than airtight containers	1.094	479.272	1.057	383.181
1604161000	Anchovies, prepared or preserved, inairtight containers	0	2.366	0	8.020
1604169000	Anchovies, prepared or preserved, inother than airtight containers	62.439	784.590	74.926	840.340
1604193000	Otherfish, whole or in pieces, but notminced, in airtight containers	0	12.339	0	13.033
1604199000	Other fish,whole/in pieces,not minced,prepared/preserved in other	0	2.503	0	4.368
1604201900	Sharks fins, prepared and ready for usein other than airtight containers	0	7.195	0	271.100
1604202100	Fish sausages in airtight containers	302	562	265	486

**I.3. IMPOR MENURUT KOMODITI / IMPORT BY HS COMMODITY**  
**\*\*\* NOPEMBER / NOVEMBER 2008 \*\*\***

H S	Uraian Komoditi Commodity Description	Berat Bersih / Net Weight (Kg)		Nilai / Value C.I.F (US\$)	
		Bulan ini	Kumulatif	Bulan ini	Kumulatif
		Current Month	Cum.Jan. to date	Current Month	Cum.Jan. to date
1604202900	Fish sausages in other than airtight containers	0	4.706	0	8.342
1604209100	Other prepared or preserved fish, in airtight containers	40.496	225.025	39.777	210.499
1604209900	Oth prepared/preserved fish, in other than airtight containers	15.292	426.856	19.678	1.067.768
1604301000	Caviar and caviar substitutes, prepared/preserved, in airtight container	0	4.214	0	5.376
1605101000	Crabs in airtight containers prepared or preserved	24.375	182.449	198.783	1.700.777
1605109000	Crabs in other than airtight containers prepared or preserved	7.218	71.561	25.452	221.588
1605201100	Shrimps paste in airtight containers prepared or preserved	0	17.334	0	62.000
1605201900	Shrimps paste in other than airtight containers prepared or preserved	0	1.402	0	1.873
1605209100	Other aquatic invertebrata in airtight containers prepared or preserved	0	345	0	299
1605209900	Oth aquatic invertebrata in oth contnrs, prepared or preserved	669	59.879	1.905	259.642
1605300000	Lobster, prepared or preserved	0	13	0	239
1605409000	Other crustaceans in other containers, prepared or preserved	0	16.463	0	8.203
1605901000	Abalone, prepared or preserved	0	2.083	0	3.646
1605909000	Oth crustaceans, molluscs & oth.aquatic invertebrates, prepared or preserved	29.745	278.423	18.963	302.626
1701110010	Cane sugar, icumsa minimal 1200	48.600.012	366.800.245	15.497.743	119.309.955
1701110090	Cane sugar, icumsa maximal 1200	0	25.000	0	9.200
1701991100	Refined sugar, white	31.370.000	576.517.276	12.672.758	218.486.090
1701991900	Other refined sugar	0	2.509.215	0	1.087.087
1701999000	Other cane or beet sugar, & chemically pure sucrose, in sold form	0	34.650.000	0	13.904.878
1702110000	Lactose and lactose syrup, containing by weight 99% or more lactose	521.193	3.345.239	431.926	6.132.506
1702190000	Lactose and lactose syrup, containing by weight less than 99% lactose	278.163	5.196.643	440.731	8.925.813
1702200000	Maple sugar and maple syrup	0	43.628	0	68.872
1702301000	Glucose, containing fructose < 20%	1.298.797	21.305.956	938.143	13.858.339
1702302000	Glucose syrup, containing fructose < 20%	1.836.909	20.654.674	961.962	9.916.806
1702400000	Glucose and glucose syrup, containing 20% <= fructose < 50%	79.200	1.552.259	68.904	1.027.396
1702500000	Chemically pure fructose	37	224.954	887	289.203
1702601000	Fructose, containing fructose > 50%	394	22.547	2.169	85.282
1702602000	Fructose syrup, containing fructose > 50%	257	81.353	6.499	184.755
1702901000	Maltose	1.494.899	8.283.139	999.702	5.338.353
1702902000	Artificial honey, whether or not mixed with natural honey	1.568	2.097.908	1.029	2.364.535
1702903000	Flavoured or colored sugars (excluding maltose)	81	137	109	217
1702904000	Caramel	286.335	3.066.314	247.461	2.727.765
1702909000	Other sugar, incl. invert sugar & sugar syrup blends cont. 50% of fructose	416.417	4.599.833	646.103	6.263.545
1703101000	Cane molasses containing added flavouring or coloring matter	0	3.980.000	0	764.700
1703109000	Cane molasses not containing added flavouring or coloring matter	76	56.752	1.751	32.498
1703901000	Oth molasses result from extract/refine of sugar, cont add flavour/color matter	2.712	2.954	6.309	7.324
1703909000	Oth molasses result from extract/refine of sugar, not cont add flavour/color matter	3	56.015.848	8	10.315.244
1704100000	Chewing gum, whether or not sugar-coated	113.562	801.671	182.224	1.599.213
1704901000	Medicated sweets	15.692	223.052	135.519	2.013.599
1704902000	White chocolate	2.983	70.968	14.394	339.787
1704909000	Oth sugar confectionery, not cont.cocoa	954.314	9.411.368	1.710.343	14.470.501
1801000000	Cocoa beans, whole or broken, raw/roasted	201.452	22.967.978	547.345	59.573.565
1802000000	Cocoa shells, husks, skins & oth cocoa waste	0	125.003	0	17.097
1803100000	Cocoa paste, not defatted	17.625	228.894	40.025	628.396
1803200000	Cocoa paste, wholly or partly defatted	296.000	4.042.499	267.400	3.661.253
1804000000	Cocoa butter, fat and oil	1.056	20.860	1.913	76.181
1805000000	Cocoa powder, not containing added sugar or other sweetening matter	516.387	7.251.300	849.852	10.705.100
1806100000	Cocoa powder, containing added sugar or other sweetening matter	1.318.473	13.021.145	2.619.434	25.267.432
1806201000	Chocolate confectionary in blocks, slabs, weighing > 2 kg	32.619	165.597	69.177	465.503
1806209000	Oth chocolate & oth food preparations cont. cocoa, weighing > 2 kg	18.861	235.518	120.144	1.175.516
1806311000	Chocolate confectionary in blocks, slabs, bars, filled, weighing > 2 kg	8.976	147.327	58.325	864.391
1806319000	Oth chocolate & oth food preparations cont. cocoa, filled, weighing > 2 kg	106.531	1.008.030	496.564	5.189.214
1806321000	Chocolate confectionary in blocks, slabs, bars, not filled, weighing > 2 kg	59.529	310.562	25.521	183.634
1806329000	Oth chocolate & oth food preparations cont. cocoa, not filled, weighing > 2 kg	8.676	260.823	49.395	634.431
1806901000	Chocolate confectionary in tablets or pastilles	39.689	399.915	139.061	2.109.327
1806909000	Food preparations of flour, meal, starch cont. 40% <= cocoa < 50%, for retail	86.717	882.362	415.466	3.321.946
1901101000	Preparations of malt extract for infant use, put up for retail sale	13.574	158.550	31.177	394.097
1901102000	Prep for infant use, of goods of heading 0401 to 0404 of malt for infant use	41.172	758.918	191.950	4.360.480
1901103000	Preparations of soya bean powder for infant use, put up for retail sale	473.220	3.950.771	1.883.022	13.000.455
1901109000	Food preparations of without containing fat for baby	82.739	1.700.859	154.116	3.899.665
1901201000	Mixes & doughs of flour, groats, meal, starch/malt extract, not cont. cocoa	45.575	345.235	117.301	874.180
1901202000	Mixes & doughs of flour, groats, meal, starch/malt extract, containing cocoa	16.294	19.488	74.125	98.200
1901203000	Other mixes and doughs for prep. of bakers wares, not containing cocoa	317.355	2.278.610	221.751	3.253.864
1901204000	Other mixes and doughs for prep. of bakers wares, containing cocoa	8.739	321.791	5.952	253.634
1901901000	Infant food prep for lactase deficiency, medical not put up for retail sale,	6.768	49.712	9.875	75.487
1901902000	Malt extract infant food, not put up for retail sale	153.860	1.434.487	239.084	1.980.282
1901903100	Filled milk, prep. of goods of heading 04.01 to 04.04	64.478	2.186.711	319.738	3.158.788
1901903900	Oth medical food prep of goods of heading 0401 to 0404	1.509.335	7.988.985	3.621.714	21.701.604
1901904100	Other soya based preparation, in powder form	0	12.155	0	21.105
1901904900	Other soya based preparations, in other form	0	82.882	0	85.187
1901909010	Kerupuk of shrimps	986	78.766	437	158.173
1901909090	Oth preparation of medical food cont.cocoa	357.083	3.886.373	1.195.128	12.543.131
1902110000	Uncooked pasta, not stuffed/otherwise prepared, containing eggs	42.155	696.965	43.813	838.681

**I.3. IMPOR MENURUT KOMODITI / IMPORT BY HS COMMODITY**  
**\*\*\* NOPEMBER / NOVEMBER 2008 \*\*\***

H S	Uraian Komoditi Commodity Description	Berat Bersih / Net Weight (Kg)		Nilai / Value C.I.F (US\$)	
		Bulan ini	Kumulatif	Bulan ini	Kumulatif
		Current Month	Cum.Jan. to date	Current Month	Cum.Jan. to date
1902192000	Rice vermicelli (bee hoon)	101.074	600.654	104.996	596.385
1902199000	Oth uncooked pasta, not containing eggs	973.330	6.497.754	939.125	5.828.909
1902201000	Stuffed pasta, whether or not cooked or otherwise prepared	0	124.545	0	414.219
1902209000	Oth stuffed pasta, whether or not cooked	1.098	5.897	3.781	13.055
1902301000	Instant noodles	15.158	747.511	26.557	870.141
1902302000	Instant rice vermicelli	0	319.953	0	246.523
1902309000	Other stuffed pasta	123.324	1.196.437	218.423	2.143.956
1902400000	Couscous	501	2.432	1.524	7.258
1903000000	Pearl tapioca, flakes, sefting and substitutes of tapioca	27.492	391.026	20.251	253.651
1904100000	Prepared foods obtained by the swelling or roasting of cereals/cereal products	375.418	3.078.976	993.081	8.253.381
1904200000	Prepared foods of mixtures of roasted or unroasted cereal flakes products	55.219	549.389	112.387	793.463
1904300000	Bulgur wheat	2.829	3.267	9.251	14.064
1904901000	Rice preparations, including pre-cooked rice	76.104	894.086	87.663	998.430
1904909000	Oth prepared foods obtained of cereals or cereal products	22.371	824.053	64.865	1.722.285
1905100000	Crispbread	82.889	3.408.041	80.271	2.500.894
1905200000	Gingerbread and the like	1.506	2.474	4.580	7.602
1905311000	Sweet biscuits not containing cocoa	36.415	1.700.928	102.558	4.684.941
1905312000	Sweet biscuits containing cocoa	94.630	2.209.490	143.304	3.345.599
1905320000	Waffles and wafers	193.842	4.416.058	485.108	8.920.027
1905400000	Rusks, toasted bread & similar toasted products	36.151	341.765	44.293	555.426
1905901000	Unsweetened teething biscuits	0	5.787	0	23.000
1905902000	Other unsweetened biscuits	145.313	805.492	75.556	829.219
1905903000	Cakes	164.551	2.363.081	111.425	2.164.673
1905904000	Pastries	3.340	124.540	12.316	309.716
1905905000	Bakery products made without flour	0	6.664	0	3.098
1905907000	Communion wafers, sealing wafers, rice paper and similar products	0	166.049	0	196.388
1905908000	Other crisp savoury food products	24.459	286.983	48.688	711.782
1905909000	Other baker wares	236.571	3.364.200	406.991	5.835.049
2001100000	Cucumbers and gherkins, prepared or preserved by vinegar or acetic acid	3.684	265.527	21.219	254.169
2001901000	Onions, prepared/preserved by vinegar or acetic acid	22.637	350.162	15.608	155.080
2001909000	Oth vegetables, fruit, nuts, edible plant prep/preserve by vinegar/acetic acid	9.921	155.510	12.397	201.159
2002101000	Tomatoes, whole/in pieces, not prepared or preserved by vinegar/acetic acid	0	115.086	0	83.712
2002109000	Oth tomatoes, whole/in pieces, not prep. or preserved by vinegar/acetic acid	1.084	39.972	2.089	65.647
2002901000	Tomato paste, not prepared or preserved by vinegar or acetic acid	2.087.042	8.713.330	2.324.702	7.768.267
2002909000	Other tomatoes, prepared or preserved otherwise than by vinegar/acetic acid	10.435	238.946	13.031	366.698
2003100000	Mushrooms of the genus agaricus, not prepared/preserved by vinegar/acetic acid	36.497	827.193	56.294	761.510
2003200000	Truffles, not prepared/preserved by vinegar or acetic acid	686	2.109	15.800	32.632
2003900000	Oth mushrooms, not prepared/preserved by vinegar or acetic acid	7.737	344.593	28.944	520.588
2004100000	Potatoes, frozen, not prep/d/preserved by vinegar or acetic acid	931.945	10.642.027	1.017.862	11.223.906
2004901000	Infant food of vegetables, frozen, not prepared/preserved by vinegar/acetic acid	0	628	0	1.019
2004909000	Oth vegetables, frozen, prep/preserved by vinegar/acetic acid	17.545	29.872	20.543	44.389
2005100000	Homogenised vegetables, not frozen, not prepared/preserved by vinegar/acetic acid	767	3.793	1.024	8.843
2005201000	Potatoes chips & sticks, not frozen, not prepared/preserved by vinegar/acetic acid	206.350	2.618.290	335.046	4.506.827
2005209000	Other potatoes, not frozen, not prep. or preserved by vinegar or acetic acid	347	8.935	666	15.286
2005400000	Peas (pisum sativum), not frozen, not prepared/preserved by vinegar/acetic acid	142.047	1.553.190	68.914	782.512
2005510000	Beans, shelled, not frozen, not prepared or preserved by vinegar or acetic acid	27.284	295.217	30.288	323.512
2005590000	Other beans, not frozen, not prepared or preserved by vinegar or acetic acid	76.559	1.188.639	55.383	727.218
2005600000	Asparagus, not frozen, not prepared or preserved by vinegar or acetic acid	23.737	369.156	17.518	255.451
2005700000	Olives, not frozen, not prepared or preserved by vinegar or acetic acid	13.900	146.506	9.733	193.381
2005800000	Sweet corn (zea mays var. saccharata), not frozen, not prepared by vinegar/acetic acid	76.223	828.988	54.293	716.173
2005910000	Vegetables and mixtures of, not frozen, not prepared by vinegar/acetic acid	17.200	220.978	10.591	351.113
2005990000	Oth smoked garlic, not frozen vegetable & mixtures of not prep. by vinegar/acetic acid	50.387	664.831	42.139	558.988
2006000000	Vegetables, fruit, nuts, fruit-peel & oth parts of plants, preserved by sugar	225.728	818.599	193.077	869.332
2007100000	Jams, fruit jellies, marmalades, fruit or nut, homogenised preparations	12.736	385.571	45.040	1.213.439
2007910000	Citrus fruit	0	567.804	0	1.132.249
2007991000	Fruit grains and pastes other than of mango, pineapples or strawberries	31.340	239.971	168.200	429.879
2007999000	Fruit grains and pastes of mango, pineapples or strawberries	49.481	925.450	165.305	2.358.317
2008111000	Roasted ground nuts, otherwise prepared/preserved	20.932	181.237	14.520	201.852
2008112000	Peanut butter, otherwise prepared or preserved	49.698	455.085	123.370	1.084.780
2008119000	Oth ground nuts, otherwise prepared or preserved	6.500	312.363	13.465	524.737
2008191000	Cashew, incl. mixtures, otherwise prepared or preserved	0	479	0	2.302
2008199000	Other nuts and seeds, otherwise prepared or preserved	19.463	182.878	75.909	779.958
2008200000	Pineapples, otherwise prepared/preserved	945	1.522.042	1.828	1.534.466
2008301000	Citrus fruit, added sugar/oth. sweetening in or not in airtight container	11.265	33.905	7.642	21.523
2008309000	Oth citrus fruit, not added sugar/sweetening in/not in airtight container	90.148	468.442	88.674	446.131
2008401000	Pears, containing added sugar or sweetening matter in airtight container	0	12.204	0	13.881
2008409000	Oth pears, not containing added sugar/sweetening matter, in/not airtight cont.	12.330	42.323	15.819	60.407
2008501000	Apricots, containing added sugar / othersweet, matter in/not airtight container	0	10.630	0	6.896
2008509000	Apricots, not containing added sugar/sweetening, in/not airtight containers	0	13.793	0	21.420
2008601000	Cherries, containing added sugar / othersweet, matter in/not airtight container	119.007	594.866	100.453	535.175
2008609000	Cherries, not containing added sugar/sweetening, in/not airtight containers	8.558	124.419	13.452	202.963
2008701000	Peaches, containing added sugar or othersweet, matter in/not airtight container	15.259	175.735	7.431	103.824
2008709000	Peaches, not containing added sugar/sweetening, in/not airtight containers	21.044	108.732	26.686	121.958

**I.3. IMPOR MENURUT KOMODITI / IMPORT BY HS COMMODITY**  
**\*\*\* NOPEMBER / NOVEMBER 2008 \*\*\***

H S	Uraian Komoditi Commodity Description	Berat Bersih / Net Weight (Kg)		Nilai / Value C.I.F (US\$)	
		Bulan ini	Kumulatif	Bulan ini	Kumulatif
		Current Month	Cum.Jan. to date	Current Month	Cum.Jan. to date
2008809000	Strawberries,not containing added sugar/sweetening, in/not airtight containers	14.163	173.271	43.744	278.575
2008910000	Palm hearts, oth prepared or preserved,whether or not containing added sugar	169	4.173	828	2.757
2008922000	Mixtures of other edible parts of plantadded sugar, in/not airtight container	20.458	708.136	16.935	320.335
2008929000	Mixtures of other edible parts of plantnot added sugar,in/not airtight contain.	202.200	1.459.405	130.677	926.793
2008991000	Lychees, othwise prepared or preserved	130.322	1.146.249	128.380	917.983
2008992000	Longans, othwise prepared or preserved	190.805	2.567.110	148.359	1.843.451
2008993000	Stems,roots and oth.edible partsof plants, othwise prepared or preserved	5.801	84.140	10.276	120.230
2008994000	Othwise prepared or preserved, addedsugar/sweet, in/not airtight container	16.360	153.378	22.853	201.268
2008999000	Othwise prepared/preserved, not addedsugar/sweet, in/not airtight container	25.603	645.675	20.918	606.805
2009110000	Orange juice, frozen	33.636	752.154	95.480	1.637.548
2009120000	Orange juice, not frozen,of a brix value not exceeding 20	48.186	773.030	34.053	630.972
2009190000	Orange juice, not frozen,of a brix value exceeding 20	248.076	1.323.302	189.049	1.106.956
2009210000	Grapefruit juice, of a brix value notexceeding 20	0	3.159	0	2.701
2009290000	Other grapefruit juiceof a brix value exceeding 20	9.600	166.528	89.156	815.116
2009310000	Juice of any other single citrus fruit,of a brix value not exceeding 20	0	30.215	0	29.040
2009390000	Other juice of any other single citrus for a brix value exceeding 20	3.450	229.022	4.098	463.914
2009410000	Pineapple juice,of a brix value not exceeding 20	0	26.963	0	23.819
2009490000	Other pineapple juice,of a brix value exceeding 20	798	266.340	1.125	284.002
2009500000	Tomato juice	32.702	192.039	19.046	144.429
2009610000	Grape juice (including grape must),of a brix value not exceeding 20	33.934	322.665	33.823	286.985
2009690000	Other grape juice (including grape must)of a brix value exceeding 20	7.224	129.357	10.498	171.069
2009710000	Apple juice,of a brix value not exceeding 20	50.126	655.761	34.909	581.419
2009790000	Other apple juiceof a brix value exceeding 20	27.775	660.533	68.908	1.395.003
2009801000	Blackcurrant juice	554	5.736	5.235	48.145
2009809000	Other juice of any other single fruitor vegetables	116.794	877.571	328.224	1.445.145
2009900000	Mixtures of juices	109.959	2.063.716	193.703	4.472.647
2101111000	Instant coffee	372.106	2.981.235	2.984.762	22.393.849
2101119000	Oth extracts, essences and concentratesof coffee	43.187	843.924	94.851	2.345.109
2101120000	Preparations with a basis of extracts,essences or concentrates of coffee	137.712	2.167.067	3.862.007	42.026.064
2101201000	Tea preparations consisting of a mixturetea, milk powder and sugar	0	74.484	0	132.642
2101209000	Mate preparations consisting of a mixture mate , milk powder and sugar	32.466	1.074.693	167.137	4.080.974
2101300000	Roasted chicory&oth.roasted coffee substitutes,extract,essence&concent.thereof	0	3.788	0	31.986
2102101000	Bread yeasts, active	162.720	1.931.325	379.452	4.474.790
2102109000	Active yeasts, other than for bread	111.225	1.190.556	263.722	3.279.348
2102200000	Inactive yeasts; other single-cell microorganisms, dead	249.535	5.879.836	631.751	8.070.402
2102300000	Prepared baking powders	75.216	1.317.890	183.078	2.912.758
2103100000	Soya sauce sweet, salt and other	622.883	4.847.425	468.095	3.708.036
2103200000	Tomato ketchup and other tomato sauces	43.872	729.498	49.415	989.964
2103300000	Mustard flour & meal & prepared mustard	33.334	414.004	28.741	486.433
2103901000	Chilli sauce	51.359	422.827	51.942	526.667
2103902000	Mixed condiments and mixed seasonings,including belachan	68.802	839.895	148.078	2.717.923
2103903000	Fish sauce	90.844	2.020.661	50.915	1.309.393
2103909000	Other sauces and preparations therefor;mustard flour & meal & prepared mustar	537.488	8.892.701	1.089.865	16.694.034
2104101000	Soups and broths & preparation thereforcontaining meat	35.436	266.163	89.506	439.281
2104109000	Soups and broths & preparation therefor,not containing meat	64.950	744.884	150.002	1.522.988
2104201000	Homogenised composite food preparations,containing meat	14.082	65.258	9.149	49.411
2104209000	Homogenised composite food preparations,not containing meat	3.751	83.768	4.188	111.251
2105000000	Ice cream and other edible ice, whetheror not containing cocoa	116.473	1.538.001	467.699	5.252.840
2106100000	Protein concentrates and texturedprotein substances	126.803	1.488.323	209.735	4.897.179
2106901000	Dried bean curd and bean curd sticks	1.493	112.871	9.076	229.717
2106902000	Flavoured or colored syrups	58.561	477.496	174.292	1.317.235
2106903000	Non-dairy creamer	3.563.991	46.996.332	7.220.080	85.723.240
2106904000	Autolysed yeast preparations	26.577	350.225	395.324	3.880.200
2106905100	Non-alcoholic prep used as raw materialto make composite concentrates bevera	2.513	27.152	20.551	137.205
2106905200	Non-alcoholic comp concentrates for simpdilution with water to make beverages	371.058	4.028.941	2.414.168	29.198.517
2106905300	Ginseng based products, non-alcoholicpreparations use for making beverages	11.048	28.220	40.249	85.522
2106905900	Other non-alcoholic preparations usefor making beverages	198.501	1.710.579	632.434	6.207.591
2106906900	Other alcoholic preparations	15	70	1.240	2.077
2106907000	Preparations vitamins or minerals, medic food and oth.food suplements	205.260	2.032.451	4.924.385	45.628.980
2106908000	Mixtures of chemicals foodstuffs or subtwith nutritive value, used for food proc	452.689	4.009.644	4.403.705	34.011.494
2106909100	Fortificant premixes	4.552	119.206	101.750	2.159.282
2106909200	Ginseng based preparations	1.123	61.192	32.134	1.206.050
2106909400	Other preparations for infant use	1.703	54.065	122.850	1.451.382
2106909500	seri kaya	0	5.542	0	104.575
2106909900	Other food preparations not elsewherespecified or included	1.344.394	35.439.318	4.948.512	127.150.102
2201100000	Mineral waters and aerated waters	162.962	4.863.640	199.077	3.466.906
2201909000	Other mineral waters or artificial	5.000	8.647	5.500	16.355
2202101000	Sparkling mineral waters and aeratedwaters, flavoured	117.449	16.619.164	50.047	7.694.435
2202109000	Other mineral water, containing addedsugar/sweetening or flavoured	460.923	13.971.117	257.634	8.845.882
2202901000	Flavoured uht milk drink	76.027	1.910.930	113.829	2.767.262
2202902000	Soya milk drink	110.271	3.829.009	67.424	2.042.429
2202903000	Non-aerated beverage ready for immediateconsumption without dilution	2.794.451	13.889.977	1.540.584	9.058.556
2202909000	Oth non-alcoholic beverages, excludingfruit or vegetable juices	5.240.924	48.445.303	3.793.232	35.972.621

**I.3. IMPOR MENURUT KOMODITI / IMPORT BY HS COMMODITY**  
**\*\*\* NOPEMBER / NOVEMBER 2008 \*\*\***

H S	Uraian Komoditi Commodity Description	Berat Bersih / Net Weight (Kg)		Nilai / Value C.I.F (US\$)	
		Bulan ini	Kumulatif	Bulan ini	Kumulatif
		Current Month	Cum.Jan. to date	Current Month	Cum.Jan. to date
2203009000	Other beer made from malt,including ale	5.070	50.891	8.184	252.120
2204211100	Wine, in containers <= 2 l, alcoholicstrength by volume <= 15%	0	127.037	0	202.070
2204211200	Wine, in containers <= 2 l, alcoholicstrength by volume > 15%	0	1.532	0	9.000
2204212100	Grape must,in container <=2 l,alcoholicstrength by volume <= 15%	16.863	62.841	38.470	342.727
2204292200	Grape must,in container > 2 l,alcoholicstrength by volume > 15%	0	360	0	646
2205901000	Vermouth & oth wine,in container > 2 l,alcoholic strength by volume <= 15%	0	24	0	119
2206002000	Sake (rice wine)	0	30	0	278
2206009000	Other fermented beverages,including mead	0	100	0	186
2207100000	Undenatured ethylalcohol of alcoholicstrength by volume of >= 80%	5.897	45.338	44.089	331.932
2207201100	Ethyl alcohol of an alcoholic strengthby volume of > 99%	1.067	16.732	1.462	24.875
2207201900	Oth denatured ethyl alcohol, includingmethylate spirits	1.110	7.872	4.710	38.915
2207209000	Other ethyl alcohol and other spirits	3	7.487	23	10.897
2208201000	Brandy of an alcoholic strength byvolume not exceeding 46% vol	1.860	21.852	2.601	119.793
2208202000	Brandy of an alcoholic strength byvolume exceeding 46% vol	0	5.917	0	70.815
2208204000	Other spirits of an alcoholic strengthby volume exceeding 46% vol	23.786	93.701	320.042	1.155.900
2208301000	Whiskies of an alcoholic strength byvolume not exceeding 46% vol	1.102	39.923	10.129	353.918
2208302000	Whiskies of an alcoholic strength byvolume exceeding 46% vol	0	23.122	0	275.958
2208501000	Gin&geneva of an alcoholic strength byvolume not exceeding 46% vol	0	19.307	0	112.237
2208502000	Gin&geneva of an alcoholic strength byvolume exceeding 46% vol	0	362	0	4.321
2208601000	Vodka of an alcoholic strength byvolume not exceeding 46% vol	0	1.817	0	9.236
2208602000	Vodka of an alcoholic strength byvolume exceeding 46% vol	814	10.895	10.954	124.592
2209000000	Vinegar and substitutes for vinegarobtained from acetic acid	62.340	983.022	51.159	1.103.179
2301100000	Flours, meals & pellets, of meat / meatoffal; unfit for human cnsmtion; greaves	6.268.663	65.287.284	4.808.273	42.704.128
2301200000	Flours,meals&pellets, of fish/crustacean,molluscs/other aquatic invertebrates	5.380.265	62.190.548	5.491.392	57.786.397
2302100000	Bran, sharps and other residues ofmaize (corn)	1.040	88.172	2.710	67.408
2302300000	Bran, sharps and other residues of wheat	233.226	3.592.693	117.369	1.647.960
2302409000	Bran, sharps and other residues of othcereals	0	56.935	0	22.152
2302500000	Bran, sharps and other residues ofleguminous plants	0	402.500	0	256.866
2303101000	Residues of starch manufacture ofmanioc (cassava) or sago	0	28.119	0	128.911
2303109000	Other residues of starch and similarresidues	12.205.942	189.072.167	8.628.118	127.026.130
2303200000	Beet pulp, bagasse and other waste of sugar manufacture	0	58.248	0	89.183
2303300000	Brewing or distilling dregs and waste	8.324.474	66.746.534	2.433.508	20.393.361
2304000000	Oil-cake&other solid residues,in pelletform, from the extract of soyabean oil	138.067.675	2.069.450.941	59.964.937	966.251.847
2305000000	Oil-cake&other solid residues,in pelletform, from the extract of ground-nut oil	0	3.154.674	0	1.177.381
2306300000	Oil-cake and other solid residues of sunflower seeds	0	221.440	0	85.697
2306410000	Oil-cake and other solid residues of low erucic acid rape or colza seeds	9.506.325	124.040.188	2.632.082	33.322.366
2306490000	Other oil-cake and other solid residues of rape or colza seeds	108.506	3.097.440	34.483	932.906
2306500000	Oil-cake and other solid residues of coconut/copra manual/mechanic proces	47.000	85.000	1.610	5.346
2306600000	Oil-cake and other solid residues of palm nuts or kernels	62.960	630.240	20.564	220.240
2306902000	Oil-cake and other solid residues of maize (corn) germ	1.216.981	25.251.823	353.771	13.469.559
2306909000	Other oil-cake and other solid residues	926.246	29.480.797	270.823	5.957.131
2307000000	Wine lees; argol	0	243	0	11.879
2308000000	Vegetable materials and waste, residues of a kind used in animal feeding	59.656	800.049	32.707	299.120
2309101000	Dog or cat food, put up for retail sale,containing meat	562.455	6.074.829	447.331	4.995.043
2309109000	Dog or cat food, put up for retail sale,not containing meat	645.327	6.235.874	701.507	7.293.384
2309901100	Complete feed for poultry	307.952	2.635.223	185.737	1.525.283
2309901200	Complete feed for swine	4.341.673	39.616.611	949.891	9.773.699
2309901300	Complete feed for prawn feed	46.207	2.615.269	33.258	2.420.440
2309901900	Other complete feed	96.119	862.276	126.932	1.745.184
2309902000	Premixes, feed supplements and feed additives for animal	1.820.391	30.530.189	5.152.444	90.643.365
2309903000	Other preparations of a kind used in animal feeding, containing meat	25.040.352	239.298.325	15.160.064	138.618.517
2309909000	Other preparations of a kind used in animal feeding, not containing meat	16.608.078	156.895.009	11.307.180	96.765.863
2401101000	Virginia tobacco, not stemmed/stripped,flue-cured	1.077.673	9.442.189	3.985.453	39.909.274
2401102000	Virginia tobacco, not stemmed/stripped,not flue-cured	2.275	57.677	13.940	382.707
2401103000	Other tobacco, not stemmed/stripped,flue-cured	39.139	2.168.024	242.659	11.248.968
2401109000	Other tobacco, not stemmed/stripped,not flue-cured	312.971	1.204.307	3.412.409	13.025.457
2401201000	Virginia tobacco, partly/wholly stemmed/stripped, flue-cured	1.971.000	32.084.581	9.169.630	115.083.579
2401202000	Virginia tobacco, partly/wholly stemmed/stripped, not flue-cured	0	178.200	0	655.776
2401203000	Oriental tobacco, partly/wholly stemmed/stripped	1.521.570	12.192.287	9.038.575	59.997.193
2401204000	Burley tobacco, partly/wholly stemmed/stripped	0	2.051.520	0	8.263.491
2401205000	Other tobacco, partly/wholly stemmed/stripped, flue-cured	576.620	3.543.075	4.987.997	16.765.553
2401209000	Other tobacco, partly/wholly stemmed/stripped, not flue-cured	280.157	2.697.316	2.193.852	14.628.880
2401301000	Tobacco stems	0	1.583.309	0	1.104.272
2401309000	Other tobacco refuse	69.800	721.234	290.669	1.173.746
2402100000	Cigars, cheroots and cigarillos,containing tobacco	12.312	49.439	505.366	908.766
2402201000	Beedies	0	8.636	0	70.457
2402209010	Cigarettes tobacco	0	4.763	0	80.577
2402209090	Other cigarettes containing tobacco	2	201.492	4	2.152.645
2402901000	Cigars, cheroots and cigarillos of tobacco substitutes	7.774	7.774	53.432	53.432
2402902000	Cigarettes of tobacco substitutes	2.984	39.636	60.266	788.601
2403101100	Blended tobacco, packed for retail sale	0	141.240	0	533.372
2403101900	Other smoking tobacco, packed for retail sale	0	12.969	0	204.595
2403102100	Blended tobacco, for cigarette making	836.160	8.005.713	6.170.861	57.649.837

**I.3. IMPOR MENURUT KOMODITI / IMPORT BY HS COMMODITY**  
**\*\*\* NOPEMBER / NOVEMBER 2008 \*\*\***

H S	Uraian Komoditi Commodity Description	Berat Bersih / Net Weight (Kg)		Nilai / Value C.I.F (US\$)	
		Bulan ini Current Month	Kumulatif Cum.Jan. to date	Bulan ini Current Month	Kumulatif Cum.Jan. to date
2403102900	Oth manufactures tobacco for cigarettmaking	12.320	45.054	61.129	271.248
2403109000	Other smoking tobacco, whether or notcontaining tobacco substitutes	5.515	496.012	74.238	1.874.467
2403910000	Homogenised or reconstituted tobacco	3.254	28.685	39.634	265.229
2403991000	Tobacco extracts and essences	2.283	17.225	12.710	321.914
2403993000	Manufactured tobacco substitutes	0	21	0	21
2403994000	Snuff	0	1	0	210
2403996000	Ang hoon	0	29	0	269
2403999000	Oth manufactures tobacco & manufacturedtobacco substitutes	5	8.036	7	91.129
2501001000	Table salt	300	37.293	3.745	20.306
2501004100	Oth salt cont. at least 94.7% sodium chl a dry basis ,in package netto < 45 kg	112.118	1.035.003	23.625	409.654
2501004900	Oth salt cont. at least 94.7% sodium chl a dry basis ,in package netto < 45 kg	174.278.352	1.563.410.843	7.159.912	66.422.495
2501005000	Sea water	0	25	0	432
2501009000	Other salt	21.465	17.580.210	26.602	1.296.639
2502000000	Unroasted iron pyrites	375.000	2.222.953	52.498	201.528
2503000000	Sulphur of all kinds, oth than sublimed,precipitated and colloidal sulphur	32.804.534	286.008.184	20.589.016	170.675.455
2504100000	Natural graphite, in powder or in flakes	227.533	3.180.544	127.320	1.970.038
2504900000	Natural graphite, in other form	325.437	1.952.112	101.289	587.999
2505100000	Silica sands and quartz sands	5.982.967	56.408.807	252.541	4.426.138
2505900000	Other natural sands,whether/not coloredother than metal-bearing sands	478.097	4.588.923	97.921	1.123.957
2506100000	Quartz	12.103	5.321.734	32.679	686.560
2506200000	Quartzite	12.272	479.096	7.615	370.649
2507000000	Kaolin and other kaolinic clays,whetheror not calcined	11.611.502	147.118.968	3.512.051	35.246.163
2508100000	Bentonite	9.581.154	124.734.377	1.518.938	15.870.898
2508300000	Fire-clay	86.178	3.865.470	64.947	1.484.792
2508400000	Other clays	2.234.266	44.165.672	709.587	8.323.314
2508500000	Andalusite, kyanite and sillimanite	840.954	2.297.926	325.712	954.622
2508600000	Mullite	110.686	1.564.361	54.965	905.142
2508700000	Chamotte or dinas earths	722.700	4.914.697	347.891	1.546.261
2509000000	Chalk	2.898	183.494	1.005	127.129
2510109000	Other natural calcium phosphates,naturaalumunium calcium phosphates, ungro	115.940.253	883.297.011	39.285.185	165.215.904
2510201000	Apatite, ground	0	58.114.000	0	13.798.740
2510209000	Other natural calcium phosphates,naturaalumunium calcium phosphates, grounc	0	4.940.083	0	1.634.859
2511100000	Natural barium sulphate (barytes)	27.640.771	122.162.100	2.067.206	11.878.755
2511200000	Natural barium carbonate (witherite)	0	26.000	0	7.280
2512000000	Siliceous fossil meals and similarsiliceous earths	317.187	4.578.785	160.416	2.478.884
2513100000	Pumice stone	5.500	194.751	45.776	571.961
2513200000	Emery, natural corundum, natural garnetand other natural abrasives	1.084.658	20.734.970	296.944	7.326.291
2514000000	Slate, whether or not roughly trimmedor merely cut	19.397	75.093	5.351	28.647
2515110000	Marble and travertine, crude or roughlytrimmed	95.213	481.449	24.187	248.580
2515121000	Marble and travertine, merely cut intoblocks	3.180.464	19.496.041	408.410	4.595.151
2515122000	Marble and travertine, merely cut intoslabs	2.141.016	28.248.241	780.179	10.004.232
2515200000	Ecaussine & other calcareous monumentalor building stone; alabaster	103.375	103.975	17.890	20.167
2516110000	Granite, crude or roughly trimmed	589.828	4.172.544	203.276	384.841
2516121000	Granite, merely cut into blocks	295.485	65.212.466	80.325	1.805.212
2516122000	Granite, merely cut into slabs	2.163.097	24.672.347	695.363	7.999.306
2516200000	Sandstone	76.283	12.769.762	15.775	372.655
2516900000	Other monumental or building stone	19.843	422.181	12.351	156.874
2517100000	Pebbles, gravel, broken/crushed stonewhether or not heat treated	693.501	143.680.143	257.318	2.482.524
2517200000	Macadam of slag, dross or similarindustrial waste	0	20.000	0	15.200
2517300000	Tarred macadam	0	556	0	3.607
2517410000	Granules, chippings and powder of marblwhether or not heat trated	5.000.070	35.552.515	110.500	893.997
2517490000	Granules, chippings & powder of stones owhethet or not heat treated	473.323	7.655.688	145.599	2.141.630
2518100000	Dolomite, not calcined or sintered	0	12.569	0	18.622
2518200000	Dolomite, calcined or sintered	250.640	8.613.371	69.720	1.717.524
2518300000	Dolomite, ramming mix	0	168.253	0	44.420
2519100000	Natural magnesium carbonate (magnesite)	68.279	6.530.835	46.649	2.559.126
2519900000	Fused magnesia; dead-burned magnesia	2.880.920	35.388.962	1.098.701	11.870.359
2520100000	Gypsum, anhydrite	168.760.892	1.307.596.467	5.158.717	38.522.030
2520201000	Plasters, for use in dentistry	0	220.400	0	45.386
2520209000	Other plasters	19.117.665	85.494.379	990.938	7.294.393
2521000000	Limestone flux; limestone and othercalcareous stone	21.000	33.487.621	2.730	2.019.008
2522100000	Quicklime	600.045	27.434.854	57.073	2.556.488
2522200000	Slaked lime	440.213	4.540.172	39.019	663.014
2522300000	Hydraulic lime	861	2.241	4.100	10.482
2523101000	Cement clinkers, for white cement	8.981	2.295.294	15.688	1.425.332
2523109000	Other cement clinkers	16.500.490	34.193.002	915.851	2.312.213
2523210000	Portland cement, white cement, whetheror not artificially colored	2.300	719.480	7.700	115.370
2523291000	Portland cement, colored cement	73.642.000	793.270.214	3.101.264	32.790.411
2523299000	Other portland cements	339.588	216.673.801	736.547	9.824.797
2523300000	Aluminous cement	512.964	5.612.553	351.956	3.622.939
2523900000	Other hydraulic cements	5	1.394.440	265	636.686
2524100000	Crocidolite	0	20.000	0	5.700
2524900010	Chrysotile	11.929.756	96.659.620	5.562.537	40.652.658



I.3. IMPOR MENURUT KOMODITI / IMPORT BY HS COMMODITY

\*\*\* NOPEMBER / NOVEMBER 2008 \*\*\*

H S	Uraian Komoditi Commodity Description	Berat Bersih / Net Weight (Kg)		Nilai / Value C.I.F (US\$)	
		Bulan ini	Kumulatif	Bulan ini	Kumulatif
		Current Month	Cum.Jan. to date	Current Month	Cum.Jan. to date
2524900090	Other asbestos, crococolite & chrysolite	0	216.129	0	63.683
2525100000	Crude mica and mica rifted into sheetsor splittings	27.106	460.037	23.979	270.647
2525200000	Mica powder	124.079	2.221.235	175.716	3.063.895
2525300000	Mica waste	0	76	0	204
2526100000	Natural steatite, not crushed, notpowdered	0	2.943.371	0	459.901
2526201000	Talc powder, crushed or powdered	21.463.210	124.838.174	2.269.401	15.751.365
2526209000	Oth natural steative, crushed/powdered	334.745	23.645.095	68.791	3.005.434
2528100000	Natural sodium borates and concentratethereof (whether or not calcined)	45	28.345	675	86.261
2528900000	Natural boric acid containing not morethan 85% of h3bo3 on the dry weight	1.355	2.170.239	41.488	1.238.497
2529100000	Felspar	18.347.742	254.679.336	1.967.106	21.597.918
2529210000	Fluorspar, containing by weight 97% orless of calcium fluoride	0	1.434.622	0	505.291
2529220000	Fluorspar, containing by weight morethan 97% of calcium fluoride	80.640	1.847.025	33.943	907.218
2529300000	Leucite; nepheline & nepheline syenite	494.649	5.010.420	147.339	1.190.223
2530100000	Vermiculite, perlite and chlorites,unexpanded	167.997	3.286.724	91.525	1.292.110
2530201000	Kieserite	27.114.167	185.810.415	7.421.328	39.321.369
2530900000	Other mineral substances not elsewherespecified or included	2.394.408	27.284.447	527.694	7.917.444
2601110000	Iron ores and concentrates, other thanroasted iron pyrites :non agglomerated	64.678.039	1.885.166.263	19.519.514	343.438.316
2601120000	Iron ores and concentrates, other thanroasted iron pyrites :agglomerated	0	213.975.694	0	30.912.148
2601200000	Roasted iron pyrites	5.438	686.450	14.789	466.843
2602000000	Manganese ores & concentrates,includingferruginous manganese, m.content >=	1	1.708.035	1	751.440
2603000000	Copper ores and concentrates	60.334	77.628	21.685	41.637
2604000000	Nickel ores and concentrates	1.132	25.244	2.882	41.239
2605000000	Cobalt ores and concentrates	25.000	84.273	17.440	2.308.353
2606000000	Aluminium ores and concentrates	418.669	1.668.922	227.558	757.311
2607000000	Lead ores and concentrates	300.411	3.669.106	193.692	2.322.791
2608000000	Zinc ores and concentrates	1	336.221	1	712.578
2609000000	Tin ores and concentrates	42.959	490.650	43.163	544.926
2610000000	Chromium ores and concentrates	821.924	3.252.504	452.994	1.604.537
2611000000	Tungsten ores and concentrates	0	351	0	1.593
2612100000	Uranium ores and concentrates	0	31.288	0	25.704
2613900000	Molybdenum ores and concentrates,other than roasted	0	11.448	0	301.153
2614001000	Titanium ores and concentrates,ilmenite ores and concentrates	0	50.000	0	25.722
2614009000	Titanium ores and concentrates,other than ilmenite ores & concentrates	495.384	5.354.090	384.049	4.009.626
2615100000	Zirconium ores and concentrates	1.669.434	18.314.529	1.837.850	19.986.788
2615900000	Other niobium, tantalum ores andconcentrates vanadium or zirconium ores	52.452	844.878	64.635	1.316.927
2616100000	Silver ores and concentrates	0	515	0	46.086
2616900000	Precious metal ores other than silverores	0	30	0	210
2617100000	Antimony ores and concentrates	5.615	47.881	29.739	230.794
2617900000	Other ores and concentrates.	0	467.420	0	179.566
2618000000	Granulated slag (slag sand)from themanufacture of iron or steel	0	35.703	0	78.437
2619000000	Slag,dross (not granula slag), & othwaste from the manufac. of iron or steel	1.024.100	8.866.041	99.338	866.002
2620190000	Ash & residues containing mainly zinc,other than hard zinc spelter	0	144.930	0	259.465
2620210000	Ash & residues containing mainly lead,lead gasoline sludges,antiknock compoun	61.200	61.200	29.427	29.427
2620290000	Ash & residues containing mainly lead,other than leaded gasoline sludges	2	205	739	4.391
2620990000	Oth metals or their compounds ash & residues containing mainly tin	184	122.465	1.493	91.080
2621900000	Seaweed ash (kelp)	500.000	1.460.100	48.000	781.144
2701110000	Anthracite	8.542.792	101.545.568	2.757.660	21.174.732
2701121000	Bituminous coal: coking coal	0	42.000	0	16.170
2701129000	Bituminous coal: other than coking coal	2.117	1.997.835	2.480	532.096
2701190000	Other coal	85.900	1.252.044	161.180	1.206.356
2701200000	Briquettes,ovoids & similar solid fuelsmanufactured from coal	306.000	2.084.919	100.980	595.233
2702100000	Lignite, whether or not pulverised, butnot agglomerated	612	18.307	5.448	35.922
2702200000	Agglomerated lignite	0	132.569	0	209.518
2703001000	Peat, whether or not compressed intobales, but not agglomerated	0	65.171	0	21.867
2703002000	Agglomerated peat	11.336	343.138	2.464	78.291
2704001000	Coke & semi-coke of coal	1.644.586	43.081.008	944.685	18.847.482
2704003000	Retort carbon	1.180.200	4.369.157	242.276	1.046.859
2705000000	Coal gas, water gas, producer gas andsimilar gases other than petroleum gas	85	106.656	424	776.879
2706000000	Tar distilled from coal,from lignite orfrom peat & other mineral tars	90.000	971.495	40.140	627.974
2707100000	Benzol (benzene)	17.170	67.199	38.237	115.382
2707200000	Toluol (toluene)	0	201.863	0	250.010
2707300000	Xylol (xylenes)	4.580	5.868	28.533	35.355
2707400000	Napthalene	63.518	543.600	106.108	1.037.706
2707500000	Oth. aromatic hydrocarbon mix.of >= 65%by volume,distils at 250.c, astm d 86 m	1.185.677	17.335.639	996.422	20.763.107
2707910000	Creosote oils	15.840	105.188	28.138	167.305
2707992000	Carbon black feedstock	32.940	291.861	66.219	795.616
2707999000	Other products of the distilled of hightemperature coal tar	646.413	10.117.509	600.370	10.301.281
2708100000	Pitch	4.672.930	18.822.329	2.639.622	11.535.350
2708200000	Pitch coke	0	9.736.244	0	4.128.791
2709001000	Crude petroleum oil	1.039.805.752	11.551.049.404	517.722.600	9.593.158.504
2709002000	Condensate	0	85.505	0	62.353
2709009000	Other petroleum oil, crude	13.600	10.845.900	15.137	9.349.292
2710111100	Motor spirit, premium leaded	20.544.927	20.947.672	18.619.706	19.224.449

**I.3. IMPOR MENURUT KOMODITI / IMPORT BY HS COMMODITY**  
**\*\*\* NOPEMBER / NOVEMBER 2008 \*\*\***

H S	Uraian Komoditi Commodity Description	Berat Bersih / Net Weight (Kg)		Nilai / Value C.I.F (US\$)	
		Bulan ini	Kumulatif	Bulan ini	Kumulatif
		Current Month	Cum.Jan. to date	Current Month	Cum.Jan. to date
271011200	Motor spirit, premium unleaded	516.766.806	5.700.181.370	260.248.776	5.389.262.596
271011300	Motor spirit, regular leaded	0	12.823.563	0	14.086.101
271011400	Motor spirit, regular unleaded	9.932.216	134.311.462	4.754.342	132.611.161
271011500	Other motor spirit, leaded	0	153.835	0	327.086
271011600	Other motor spirit, unleaded	81.859.375	312.463.393	43.138.235	251.219.384
2710113000	Tetrapropylene	45.892	10.742.994	80.997	13.609.229
2710114000	White spirit	507.400	2.811.933	442.423	4.118.441
2710115000	Low aromatic solvents containing byweight <= 1 % aromatic content	199.203	16.140.078	351.951	21.764.179
2710116000	Other solvent spirits	1.712.047	85.474.114	2.425.413	88.103.498
2710117000	Naphtha, reformat or preparations forpreparing spirits	86.279.426	1.319.573.746	63.571.491	1.258.707.129
2710119000	Other petroleum oil, light oil & otherthan crude	507.649	32.326.835	935.142	38.356.301
2710191300	Aviation turbine fuel (jet fuel) havinga flash point of not less than 23-c	1.623	126.625	23.452	258.300
2710191400	Aviation turbine fuel (jet fuel) havinga flash point of less than 23-c	33.882.708	618.611.028	22.687.206	637.013.577
2710191600	Kerosene	53.009	317.965.186	81.620	320.416.150
2710191900	Other medium oils and preparations	5.763.383	91.766.967	6.147.088	125.905.531
2710192000	Topped crudes	114.658	391.123	270.591	750.818
2710193000	Carbon black feedstock oil	34.711.402	237.078.031	17.979.564	118.805.989
2710194100	Lubricating oil basestock	2.619.056	87.876.276	4.491.083	107.517.676
2710194200	Lubricating oils for aircraft engines	2.513	56.780	22.346	243.152
2710194300	Other lubricating oils	11.040.578	114.480.599	24.895.374	223.419.765
2710194400	Lubricating greases	587.733	12.484.310	1.786.428	28.600.986
2710195000	Hydraulic brake fluid	13.845	216.514	87.593	522.714
2710196000	Transformer and circuit breakers oils	294.479	7.354.120	462.218	9.802.985
2710197100	High speed diesel fuel	542.436.183	9.575.915.008	295.633.824	9.332.774.635
2710197200	Other diesel fuel	3.054.992	104.975.015	1.656.859	105.196.253
2710197900	Other fuel oils	75.690.625	1.960.165.785	29.562.752	1.199.495.854
2710199000	Oth petroleum oils & oils obtained frombituminous minerals (other than crude)	1.528.315	10.312.642	2.436.069	17.030.458
2710910000	Waste oil, containing polychlorinatedbibphenyls (PCBs),pcts or pbbs	0	530	0	770
2710990000	Other waste oils	18.891	216.278	62.903	698.779
2711110000	Liquid natural gas	0	1.806.526	0	1.697.489
2711120000	Liquid propane	375	83.637.935	968	75.108.372
2711130000	Liquid butanes	1.610.471	22.015.813	834.239	21.364.264
2711141000	Liquid ethylene	0	29.332.606	0	42.512.894
2711149000	Liquid propylene, butylene & butadiene	0	6	0	316
2711190000	Other liquid petroleum gas	41.495.979	137.585.294	21.494.916	93.675.146
2711210000	Natural gas in gaseous state	0	332	0	8.364
2711290000	Other petroleum gas in gaseous state	8.507	21.805	28.970	139.404
2712100000	Petroleum jelly	43.380	3.473.941	122.358	6.323.633
2712200000	Paraffin wax containing by weight less than 0.75% of oil	13.795	696.975	25.582	1.182.475
2712901000	Other paraffin wax	405.346	16.263.344	574.185	19.700.982
2712909000	Microcrystalline petroleum wax, slackwax, ozokerite, lignite wax, peat wax	195.775	4.242.349	424.643	7.734.511
2713110000	Petroleum coke, not calcined	37.600	13.246.833	14.476	2.915.111
2713120000	Petroleum coke, calcined	5.498.444	43.897.427	3.543.916	24.841.238
2713200000	Petroleum bitumen	20.987.338	341.450.517	10.232.681	168.034.999
2713900000	Other residues of petroleum oils or of oils obtained from bituminous minerals	2.160	10.648.597	2.931	7.960.364
2714100000	Bitumen and asphalt, natural bituminous or oil shale and tar sands	140.000	438.404	63.048	201.376
2714900000	Bitumen and asphalt, natural asphaltic sand asphaltic rocks	2.867.577	64.456.017	1.654.327	28.988.957
2715000000	Bituminous mix. based on natur. asphalt on natur. bitumen, on petroleum bitumer	95.038	4.094.319	151.165	2.875.245
2801100000	Chlorine	172.766	1.165.320	75.159	560.772
2801200000	Iodine	192	7.246	5.659	93.872
2801300000	Fluorine; bromine	1.102	68.324	16.940	453.222
2802000000	Sulphur, sublimed or precipitated, colloidal sulphur	2.003.699	63.634.686	822.591	31.537.990
2803001000	Rubber grade carbon black	2.290.716	54.113.139	2.992.812	60.170.744
2803002000	Acetylene black	256.913	5.524.426	746.299	12.765.037
2803003000	Other carbon blacks	694.844	13.584.906	1.024.213	16.938.443
2803009000	Other carbon	341.335	11.226.125	632.781	13.506.407
2804100000	Hydrogen	133.765	987.009	39.220	962.873
2804210000	Argon	405.936	6.256.983	263.934	3.341.412
2804290000	Other rare gases	59.891	1.019.139	111.487	2.715.677
2804300000	Nitrogen	1.056.751	14.117.936	203.183	3.338.615
2804400000	Oxygen	2.470.390	24.275.046	542.789	5.309.995
2804500000	Boron; tellurium	0	528	0	1.114
2804610000	Silicon, containing by weight >= 99.99%	1.161	17.960	5.682	54.198
2804690000	Silicon, containing by weight < 99.99%	412.908	6.105.892	940.194	14.038.097
2804700000	Phosphorus	8.247	245.964	163.722	2.229.275
2804800000	Arsenic	23.013	310.261	21.892	304.132
2804900000	Selenium	671	16.666	42.779	1.035.176
2805110000	Sodium	40.884	1.288.530	47.340	3.843.315
2805120000	Calcium	34.375	544.142	91.545	1.526.544
2805190000	Other alkali or alkaline-earth metals	249.248	3.311.998	235.341	3.210.890
2805300000	Rare-earth metals, scandium & yttrium whether or not intermixed or interalloy	266	3.157	2.752	101.288
2805400000	Mercury	0	5.391	0	146.944
2806100000	Hydrogen chloride (hydrochloric acid)	130.493	909.379	36.879	542.223

**I.3. IMPOR MENURUT KOMODITI / IMPORT BY HS COMMODITY**  
**\*\*\* NOPEMBER / NOVEMBER 2008 \*\*\***

H S	Uraian Komoditi Commodity Description	Berat Bersih / Net Weight (Kg)		Nilai / Value C.I.F (US\$)	
		Bulan ini	Kumulatif	Bulan ini	Kumulatif
		Current Month	Cum.Jan. to date	Current Month	Cum.Jan. to date
2806200000	Chlorosulphuric acid	0	34	0	417
2807000000	Sulphuric acid; oleum.	8.012.673	66.910.928	935.281	7.948.112
2808000000	Nitric acid; sulphonitric acids	289.117	8.677.216	171.392	3.952.121
2809100000	Diphosphorus pentaoxide	9	60.045	197	127.955
2809203000	Phosphoric acids, hypophoric acids and hypophosphoric acids	348.160	9.293.320	495.970	12.900.950
2809209000	Oth phosphoric acids, hypophoric acids and hypophosphoric acids	449.292	99.832.116	679.170	131.356.811
2810000000	Oxide of boron; boric acids	370.362	3.869.978	281.094	2.791.487
2811110000	Hydrogen fluoride (hydrofluoric acid)	29.901	1.068.611	218.611	1.434.719
2811191000	Arsenic acid	0	468.688	0	499.538
2811199000	Other inorganic acids	121.295	1.141.226	170.010	1.390.067
2811210000	Carbon dioxide	192.817	2.137.312	61.865	869.683
2811221000	Silica powder	332.072	14.545.811	533.207	14.993.257
2811229000	Silicon dioxide, other form	23.804.523	33.898.116	11.096.025	22.098.816
2811291000	Diarsenic pentaoxide	0	6.224	0	10.074
2811299000	Other inorganic oxygen compounds of non metals	123.241	1.231.029	253.817	2.349.107
2812100000	Chlorides and chloride oxides	0	40.080	0	116.943
2812900000	Other halides and halide oxides of nonmetals	22.449.504	22.668.199	8.505.666	9.285.365
2813100000	Carbon disulphide	120.000	161.409	109.800	174.170
2813900000	Other sulphides of non-metal	0	21.869	0	14.815
2814100000	Anhydrous ammonia	60.743	3.182.114	109.389	1.775.470
2814200000	Ammonia in aqueous solution	2.972	116.895	28.947	237.610
2815110000	Sodium hydroxide (caustic soda), solid	86.635	10.789.116	83.489	5.301.651
2815120000	Sodium hydroxide (caustic soda), in aqueous solution (lye or liquid soda)	226.339	2.403.779	110.797	1.444.550
2815200000	Potassium hydroxide (caustic potash)	859.117	10.111.050	1.337.822	12.082.323
2815300000	Peroxides of sodium or potassium	36	18.305	747	79.363
2816100000	Hydroxide and peroxide of magnesium	45.801	647.880	137.689	1.767.000
2816400000	Oxides, hydroxides & peroxides, of strontium or barium	12	183.587	213	176.736
2817001000	Zinc oxide	386.752	5.493.388	745.379	10.134.684
2817002000	Zinc peroxide	2.255	202.608	18.578	535.653
2818100000	Artificial corundum, whether or not chemically defined	41.135	1.231.132	63.918	1.122.500
2818200000	Aluminium oxide, other than artificial corundum	68.511.269	395.205.063	31.995.935	177.889.247
2818300000	Aluminium hydroxide	7.169.081	84.956.627	2.130.710	30.261.444
2819100000	Chromium trioxide	39.179	717.277	172.843	2.606.404
2819900000	Other chromium oxides and hydroxides	73.481	791.981	103.110	1.295.646
2820100000	Manganese dioxide	2.725.057	23.865.754	4.909.232	37.364.213
2820900000	Other manganese dioxide	231.454	1.160.070	324.787	1.375.666
2821100000	Iron oxides and hydroxides	596.190	26.732.507	563.771	10.551.044
2821200000	Earth colors	3.109	30.267	27.550	92.675
2822000000	Cobalt oxides and hydroxides, commercial	14.077	172.712	127.489	4.775.507
2823000000	Titanium oxides.	1.101.362	11.375.753	2.742.233	26.526.963
2824100000	Lead monoxide (litharge, massicot)	24.981	852.777	111.898	2.626.703
2824900000	Other lead monoxide	12.417	8.396.701	29.553	1.447.523
2825100000	Hydrazine, hydroxylamine, inorganic salt	138.734	1.228.267	455.059	3.271.944
2825200000	Lithium oxide and hydroxide	8.549	128.960	139.418	1.229.298
2825300000	Vanadium oxides and hydroxides	1.213	80.507	8.027	638.610
2825400000	Nickel oxides and hydroxides	4.261	157.167	4.480	3.329.735
2825500000	Copper oxides and hydroxides	59.320	673.063	338.033	4.603.836
2825600000	Germanium oxides and zirconium dioxide	30	3.873	2.296	41.343
2825700000	Molybdenum oxides and hydroxides	62	4.392	361	19.621
2825800000	Antimony oxides	45.883	636.223	207.466	3.218.513
2825900000	Other inorganic bases	141.702	663.135	190.589	1.664.096
2826120000	Fluorides of aluminium	0	180.416	0	64.552
2826190000	Other fluorides	78.037	1.615.445	147.264	1.591.315
2826300000	Sodium hexafluoroaluminate (synthetic cryolite)	0	23.041	0	50.129
2826900000	Other complex fluorine salt.	95.014	1.460.591	253.925	3.173.421
2827100000	Ammonium chloride	157.253	4.305.867	95.894	1.712.199
2827201000	Calcium chloride, commercial grades	1	1.687.498	30	390.019
2827209000	Calcium chloride, not commercial grades	2.412.050	12.564.828	690.456	3.670.182
2827310000	Other chlorides of magnesium	44.977	505.986	30.997	255.109
2827320000	Other chlorides of aluminium	693.420	12.844.891	233.974	5.102.425
2827350000	Other chlorides of nickel	6.385	132.262	24.461	727.029
2827390010	Other chlorides of zinc	131.927	1.010.110	90.878	1.160.724
2827390090	Other chlorides of iron, cobalt and of other materials	7.234	1.420.908	39.805	1.423.100
2827410000	Chloride oxides & chloride hydroxides, of copper	1	23.546	65	95.010
2827490000	Other chloride oxides & chloride hydroxides	101.386	1.026.686	193.822	1.341.617
2827510000	Bromides of sodium or of potassium	21.002	363.310	43.310	622.590
2827590000	Other bromides	22.000	335.771	39.600	589.231
2827600000	Iodides and iodide oxides	1.643	56.274	25.534	682.215
2828100000	Commercial calcium hypochlorite & other calcium hypochlorites	214.664	2.749.170	297.613	3.553.478
2828901000	Sodium hypochlorite	8.404	227.632	3.193	826.117
2828909000	Other hypochlorite	356.402	3.113.799	411.515	3.010.689
2829110000	Chlorates of sodium	191	7.551.896	1.502	5.468.164
2829190000	Other chlorates	105.021	3.256.655	123.572	3.766.563

**I.3. IMPOR MENURUT KOMODITI / IMPORT BY HS COMMODITY**  
**\*\*\* NOPEMBER / NOVEMBER 2008 \*\*\***

H S	Uraian Komoditi Commodity Description	Berat Bersih / Net Weight (Kg)		Nilai / Value C.I.F (US\$)	
		Bulan ini	Kumulatif	Bulan ini	Kumulatif
		Current Month	Cum.Jan. to date	Current Month	Cum.Jan. to date
2829900000	Bromat dan perbromat, iodat & periodat	8.004	403.807	127.728	1.042.955
2830100000	Sodium sulphides	210.021	7.638.483	101.243	5.223.465
2830900000	Other sulphides	50.328	423.783	79.640	792.810
2831100000	Dithionites and sulphyoxylates of sodium	187.017	6.294.656	237.745	7.812.215
2831900000	Other dithionites and sulphyoxylates	210	166.475	500	348.411
2832100000	Sodium sulphites	198.966	16.839.496	153.586	6.675.147
2832200000	Other sulphites	1.426	8.415.891	2.074	1.517.911
2832300000	Thiosulphates	27.524	2.849.164	15.822	1.344.892
2833110000	Disodium sulphate	5.607.134	161.202.651	1.070.409	27.797.229
2833190000	Other sodium sulphates	6.212.278	77.118.508	1.006.755	12.378.727
2833210000	Magnesium sulphate	3.981.715	21.633.987	1.018.759	5.350.093
2833221000	Aluminium sulphate :commercial grade	0	645	0	1.681
2833229000	Aluminium sulphate:other grade	1	196.656	52	85.629
2833240000	Nickel sulphate	51.248	547.704	366.589	5.013.055
2833250000	Copper sulphate	492.222	6.544.990	1.020.786	14.568.513
2833270000	Barium sulphate	194.690	1.887.011	110.708	1.443.606
2833291000	Of chromium or zinc	105.021	3.102.266	127.269	2.805.022
2833292000	Tribasic lead sulphate	3.032	161.129	19.474	449.283
2833299000	Other sulphate of other material	440.467	4.290.128	294.801	3.125.608
2833300000	Alums	180.006	1.201.396	71.603	437.838
2833400000	Peroxosulphates (persulphates)	68.296	1.446.371	80.901	1.550.914
2834100000	Nitrites	165.097	2.421.771	95.742	1.414.409
2834210000	Nitrates of potassium	123.303	1.792.491	137.098	1.483.422
2834290000	Other nitrates	211.798	3.485.142	168.256	2.721.987
2835100000	Phosphinates (hypophosphites) andphosponates (phosphites)	2.511	1.009.753	22.892	1.996.651
2835220000	Phosphates of mono- or disodium	152.963	2.726.152	197.359	2.851.245
2835240000	Phosphates of potassium	165.484	2.021.725	692.768	4.994.633
2835251000	Dicalcium phosphate, feed grade	642.812	26.786.152	393.039	15.226.476
2835259000	Oth hypophosphites, phosphonates andand phosphates, polyphosphates	236.901	5.431.673	195.936	3.188.518
2835260000	Other phosphates of calcium	95.154	27.800.164	238.844	20.777.313
2835290000	Other phosphates	320.838	2.470.463	395.167	4.070.768
2835310000	Sodium triphosphate (sodiumtripolyphosphate)	4.233.429	35.016.266	5.451.183	41.007.982
2835391000	Tetranatrium pirofosfat	5.876	565.930	14.455	1.014.181
2835399000	Other polyphosphates	525.684	6.029.708	1.157.566	10.252.002
2836200000	Disodium carbonate	43.750.419	759.393.341	13.243.472	230.656.097
2836300000	Sodium hydrogencarbonate (sodium bicarbonate)	2.949.584	56.092.885	1.108.808	18.268.472
2836400000	Potassium carbonates	589.007	6.771.678	764.147	6.274.965
2836501000	Calsium carbonate, food or pharmaceu-tical grade	623.417	15.268.365	268.621	4.759.627
2836509000	Calsium carbonate, other grade	2.496.102	60.975.638	1.038.076	18.399.180
2836600000	Barium carbonate	270.880	3.633.838	80.550	1.124.236
2836910000	Lithium carbonates	0	92.359	0	634.767
2836920000	Strontium carbonate	97.441	794.958	46.701	425.911
2836990000	Other carbonates	1.138.404	16.593.724	528.856	9.388.734
2837110000	Cyanides and cyanide oxides, of sodium	722.000	3.436.920	1.258.192	5.875.217
2837190000	Other cyanides and cyanide oxides	20	491.778	9.824	722.659
2837200000	Complex cyanides	0	4	0	69
2839110000	Sodium metasilicates	220.393	3.287.551	87.689	1.376.028
2839191000	Sodium silicates	92.017	18.947.081	58.868	5.769.105
2839199000	Other silicates of sodium	1.147.147	8.647.178	638.118	5.236.103
2839900000	Other silicates; commercial alkali metalsilicates	373.359	10.928.575	423.351	9.015.411
2840110000	Disodium tetraborate (refined borax),anhydrous	0	21.387	0	20.317
2840190000	Other disodium tetraborate (refinedborax)	3.128.277	33.731.773	1.880.655	18.504.974
2840200000	Other borates	20.226	291.023	18.373	252.959
2840300000	Peroxoborates (perborates)	20.500	206.747	23.869	248.609
2841300000	Sodium dichromate	57.800	280.350	54.910	400.132
2841500000	Other chromates and dichromates,peroxochromates	4.542	83.308	20.206	328.390
2841610000	Potassium permanganate	60.000	491.092	179.700	1.359.914
2841690000	Other manganit	0	6.309	0	13.369
2841700000	Molybdates	3.979	57.858	36.817	814.899
2841800000	Tungstates (wolframates)	0	4.861	0	29.668
2841900000	Oth salts of oxometallic orperoxometallic acids	12.561	441.243	95.753	1.911.083
2842100000	Double/complex silicates,includ aluminosilicates w.or not chemical defined	312.732	2.927.314	269.775	2.222.314
2842901000	Sodium arsenite	10.182	196.437	88.000	341.375
2842902000	Copper and/or chromium salts	0	5.185	0	31.057
2842909000	Oth salts of inorganic acids/peroxoacid	41.925	941.700	202.153	4.164.743
2843100000	Colloidal precious metals	33	468	26.003	56.321
2843210000	Silver nitrate	709	4.008	74.833	290.472
2843290000	Other silver compounds	533	50.326	119.418	2.887.988
2843300000	Gold compounds	47	1.484	408.632	2.602.611
2843900000	Other amalgams and other compoundcolloidal precious metals	110	1.205	43.590	260.401
2844101000	Natural uranium and its compounds	0	93	0	1.440
2844109000	Ceramic products & mixtures containingnatural uranium	27.783	35.880	1.052.671	1.756.246
2844209000	Ceramics products & mixtures containinguranium enriched in u235, plutonium	0	1.500	0	7.664

**I.3. IMPOR MENURUT KOMODITI / IMPORT BY HS COMMODITY**  
**\*\*\* NOPEMBER / NOVEMBER 2008 \*\*\***

H S	Uraian Komoditi Commodity Description	Berat Bersih / Net Weight (Kg)		Nilai / Value C.I.F (US\$)	
		Bulan ini	Kumulatif	Bulan ini	Kumulatif
		Current Month	Cum.Jan. to date	Current Month	Cum.Jan. to date
2844301000	Uranium depleted in u235 & its compoundthorium and its compounds	0	108	0	10.259
2844309000	Ceramics products & mixtures containinguranium depleted in u235, thorium	0	112	0	1.223
2844401100	Radium and its salts	348	348	73.554	73.554
2844401900	Other radioactive elements & isotopes &compounds, radioactive residues	0	3.084	0	406.437
2844409000	Ceramic products & mixtures containingisotop or compound,radioactive residues	816	19.541	453.324	2.641.441
2845100000	Heavy water (deuterium oxide)	0	55	0	4.711
2845900000	Other isotops other than those heading28.44	0	88.787	0	49.150
2846100000	Cerium compounds	15.480	25.672	94.072	163.350
2846900000	Other compounds, inorganic or organicof rare-earth metal	10	16.222	1.278	104.523
2847001000	Liquid hydrogen peroxide,whether or notsolidified with urea	613.279	13.528.224	244.301	6.187.299
2847009000	Hydrogen peroxide, whether or notsolidified with urea other form	1.435	1.205.268	12.620	740.304
2848000000	Phosphides, whether or not chemicallydefined excluding ferrophosphorus.	0	22.196	0	73.913
2849100000	Carbides, whether or not chemicallydefined of calcium	638.784	10.245.441	378.652	5.374.398
2849200000	Carbides, whether or not chemicallydefined of silicon	164.875	4.515.271	204.193	5.245.783
2849900000	Carbides, whether or not chemicallydefined of other material	209.425	898.815	457.451	2.136.383
2850000000	Hydrides, nitrides, azides, silicidesand borides	356	5.051	7.921	91.509
2852001000	Mercury sulphate	0	2.247	0	9.858
2852009000	Other compounds, inorganic/organic, ofmercury, excluding amalgams	80	16.054	9.667	86.119
2853000000	Liquid, compressed air, other inorganic(incl distil/conductivity water,similar)	15.727	8.572.240	107.632	1.270.407
2901100000	Saturated acyclic hydrocarbons.	1.324.901	6.507.404	2.376.354	10.063.050
2901210000	Ethylene	46.828.590	416.327.816	40.895.706	531.062.560
2901220000	Propene (propylene)	12.503.278	238.132.416	8.265.550	331.375.210
2901230000	Butene (butylene) and isomers thereof	1.048.291	16.833.677	1.686.522	27.331.516
2901240000	Buta-1, 3-diene and isoprene	1.415.087	41.567.315	3.259.676	91.200.099
2901291000	Acetylene	8.886	41.019	10.820	81.435
2901299000	Other unsaturated acyclic hydrocarbons	28.423	1.151.083	23.495	2.373.742
2902110000	Cyclohexane	17.220	333.576	33.697	536.325
2902190000	Other cyclanes	95.328	1.151.705	289.487	2.626.040
2902200000	Benzene	8.219.018	137.350.380	7.116.098	153.772.881
2902300000	Toluene	4.694.553	86.184.646	3.722.515	100.467.212
2902410000	O-xylene	2.852.226	28.762.974	4.575.302	36.784.135
2902420000	M-xylene	0	54.012	0	53.989
2902430000	P-xylene	37.978.698	654.406.936	27.129.210	828.730.511
2902440000	Mixed xylene isomers	2.858.261	33.520.794	2.770.977	39.565.211
2902500000	Styrene	111.611	1.004.062	176.772	1.640.464
2902600000	Ethylbenzene	0	2.865	0	5.909
2902700000	Cumene	0	2.785.304	0	4.224.330
2902901000	Dodecylbenzene	0	543.712	0	928.357
2902902000	Alkylbenzenes	8.379	906.365	26.277	1.703.218
2902909000	Other cyclic hydrocarbons.	409.874	6.512.111	588.196	10.204.995
2903111000	Methyl chloride used in the manufactureof herbicides	32.430	726.845	32.513	1.283.601
2903119000	Other methyl chloride	18.840	45.784	46.614	115.517
2903120000	Dichloromethane (methylene chloride)	287.776	6.991.338	219.540	4.874.542
2903130000	Chloroform (trichloromethane)	55.442	494.555	209.973	1.866.683
2903150000	1,2-dichloroethane (ethylene dichloride)	8	118	304	1.850
2903190090	Other halogenated derivatives ofhydrocarbons	20.370	705.576	23.219	888.388
2903211000	Vinyl chloride monomer (vcm)	10.246.048	144.285.605	5.547.804	129.057.798
2903219000	Other vinyl chloride (chloroethylene)	29.345	312.891	200.576	1.317.734
2903220000	Trichloroethylene	104.163	2.306.204	88.768	1.951.981
2903230000	Tetrachloroethylene (perchloroethylene)	20.551	953.781	18.629	755.623
2903290000	Other unsaturated chlorinated derivatives of acyclic hydrocarbons	88.548	1.402.094	473.305	5.200.139
2903310000	Ethylene dibromide (iso)(1,2-dibromoethane)	0	92.372	0	229.923
2903390000	Oth fluorinated, brominated/iodinated	17.305	334.838	62.054	1.300.938
2903420000	Dichlorodifluoromethane	940	940	4.283	4.283
2903440000	Dichlorotetrafluoroethanes and chloropenta fluoroethane	0	1.440	0	36.290
2903450000	Other derivatives perhalogenated onlywith fluorine and chlorine	930	30.742	3.787	76.697
2903470000	Other perhalogenated derivatives	496	10.649	10.587	35.743
2903490000	Derivatives of methane, ethane/propane,halogenated with flourine & chlorine	431.268	4.787.835	884.291	8.682.142
2903590000	Other halogenated derivatives of cyclanic cyclenic/cycloterpenic hydrocarbon	0	30.481	0	72.919
2903610000	Chlorobenzene, o-dichlorobenzene andp-dichlorobenzene	123.847	2.224.430	195.706	3.121.591
2903690000	Other halogenated derivatives ofaromatic	1.097	287.948	1.518	457.785
2904100000	Derivatives containing only sulphogroups their salts and ethyl esters	504.662	6.644.960	513.705	7.364.468
2904200000	Derivatives containing only nitro oronly nitroso groups	71.296	700.113	492.387	1.703.623
2904900000	Other derivatives of hydrocarbons,whether or not halogenated	39.207	210.067	554.905	7.104.709
2905110000	Methanol (methyl alcohol)	2.083.510	61.908.621	717.345	28.625.727
2905120000	Propan-1-ol(propyl alcohol) & propan-2-ol (isopropyl alcohol)	1.666.091	21.681.844	3.141.267	33.463.959
2905130000	Butan-1-ol (n-butyl alcohol)	500.570	23.701.141	484.743	38.373.572
2905140000	Other butanols	723.925	4.530.978	703.992	5.995.070
2905160000	Octanol (octyl alcohol) and isomersthereof	1.993.569	13.495.296	2.295.478	23.568.424
2905170000	Dodecan-1-ol (lauryl alcohol), hexadecan-1-ol, and octadecan-1-ol	36.599	756.198	61.549	1.531.195
2905190000	Other sulphonated, nitrated/nitrosated	108.992	2.275.207	254.203	4.814.193
2905220000	Acyclic terpene alcohols	49.128	1.105.723	311.789	7.028.120
2905290000	Other unsaturated monohydric alcohols	59.451	470.745	392.737	2.962.309

**I.3. IMPOR MENURUT KOMODITI / IMPORT BY HS COMMODITY**  
**\*\*\* NOPEMBER / NOVEMBER 2008 \*\*\***

H S	Uraian Komoditi Commodity Description	Berat Bersih / Net Weight (Kg)		Nilai / Value C.I.F (US\$)	
		Bulan ini	Kumulatif	Bulan ini	Kumulatif
		Current Month	Cum.Jan. to date	Current Month	Cum.Jan. to date
2905310000	Ethylene glycol (ethanediol)	20.919.440	299.198.972	18.324.290	370.142.748
2905320000	Propylene glycol (propane-1, 2- diol)	801.171	22.105.044	1.439.232	39.024.673
2905390000	Other diols	232.827	3.320.242	875.409	9.443.779
2905410000	2-ethyl-2-(hydroxymethyl) propane-1,3-(trimethylolpropane)	16.234	332.269	35.419	705.769
2905420000	Pentaerythritol	122.548	5.834.513	231.630	11.489.160
2905430000	Mannitol	76.398	422.867	245.895	1.432.437
2905440000	D-glucitol (sorbitol)	97.196	987.631	68.304	853.749
2905450000	Glycerol	217.112	2.308.873	162.455	2.982.878
2905490000	Other polyhydric alcohols	45.354	632.332	129.905	1.943.071
2905510000	Ethchlorvynol (inn)	0	337	0	1.427
2905590000	Other halogenated, sulphonated,nitratedderivatives of acyclic alcohols	9.691	150.173	33.262	457.901
2906110000	Menthol	16.028	267.770	114.918	3.791.146
2906120000	Cyclohexanol, methylcyclohexanols anddimethylcyclohexanols	0	1.563	0	19.437
2906130000	Sterols and inositols	21.055	448.643	98.762	2.739.781
2906190000	Other cyclanic, cyclenic/cycloterpenic	8.160	527.563	59.174	2.432.446
2906210000	Benzyl alcohol	14.847	772.149	50.261	2.113.903
2906290000	Other aromatic alcohol	12.298	376.808	204.040	2.706.722
2907110000	Phenol (hydroxybenzene) and its salts	1.122.838	18.012.329	1.789.728	29.970.032
2907120000	Cresols and their salts	36.376	929.503	75.775	2.136.612
2907130000	Octylphenol, nonylphenol and theirisomers, salts thereof	41.441	2.044.912	114.541	4.036.050
2907150000	Naphthols and their salts	1.088	83.021	3.831	223.116
2907190000	Other monophenols	155.937	1.238.108	454.649	3.927.164
2907210000	Resorcinol and its salts	20.034	355.750	123.102	2.114.729
2907220000	Hydroquinone (quinol) and its salts	13.787	344.841	96.158	2.809.783
2907230000	4,4-isopropylidenediphenol (bisphenola, diphenylolpropane) and its salts	1	322.243	12	549.566
2907290000	Other polyphenols; phenol-alcohols	8.404	329.477	48.045	1.259.474
2908110000	Pentachlorophenol (iso)	18.000	138.005	135.900	1.041.838
2908190000	Oth derivatives containing only halogensubtituents and their salts	0	80.586	0	83.773
2908910000	Dinoseb (iso) and its salts	20.160	183.620	85.680	738.209
2908990000	Oth derivatives containing only sulphogroups their salts and esters	504	1.181.558	1.160	879.174
2909110000	Diethyl ether	11.760	27.952	25.725	153.601
2909191000	Methyl tertiary butyl ether	164	778	3.504	10.881
2909199000	Other acyclic ethers and their halogenated	4.661	82.736	235.720	1.305.840
2909200000	Cyclanic, cyclenic or cycloterpenicethers & their halogenated derivatives	165	4.873	523	127.659
2909300000	Aromatic ethers & their halogenated,sulphonated, or nitrosated derivatives	51.786	671.224	110.822	2.643.017
2909410000	2,2-oxydiethanol (diethylene glycol,digol)	488.885	5.926.067	440.388	6.380.772
2909430000	Monobutyl ethers of ethylene glycol orof diethylene glycol	1.687.419	13.712.569	3.000.324	28.170.902
2909440000	Other monoalkylethers of ethyleneglycol or of diethylene glycol	196.838	5.728.718	408.264	10.543.642
2909490000	Other ether-alcohols, their halogenatedsulphonated, nitrated derivatives	407.601	6.886.493	1.541.027	18.957.942
2909500000	Ether-phenols, ether-alcohol-phenols &their halogenated, nitrated derivatives	15.406	315.878	326.729	3.829.653
2909600000	Alcohol peroxides, ether peroxides, ketone peroxides & their halogenated drv	58.997	1.121.595	124.545	2.628.754
2910100000	Oxirane (ethylene oxide)	22.924	131.793	49.031	303.518
2910200000	Methyloxirane (propylene oxide)	0	19.123.860	0	33.215.952
2910300000	1chloro2, 3epoxypropane(epichlorohydrin)	849	203.339	4.607	480.876
2910900000	Other epoxides, epoxyalcohols, epoxyphenols & their halogenated derivatives	5.115	115.992	52.078	675.892
2911000000	Acetals & hemiacetals, whether or notwith other oxygen function	382	11.743	25.206	226.065
2912111000	Formalin	0	197.810	0	126.445
2912119000	Other methanal (formaldehyde)	20.000	100.018	17.800	96.315
2912120000	Ethanal (acetaldehyde)	19	72.372	629	172.748
2912190000	Other acyclic aldehydes without otheroxygen function	74.963	1.641.478	270.222	4.441.822
2912210000	Benzaldehyde	160	16.086	830	57.056
2912290000	Other cyclic aldehydes without otheroxygen function	137.788	2.234.895	568.091	9.203.385
2912300000	Aldehyde-alcohols	9.952	135.148	29.669	763.011
2912410000	Vanillin (4-hydroxy-3-methoxybenzal-dehyde)	15.408	178.120	294.176	3.145.721
2912420000	Ethylvanillin (3-ethoxy-4-hydroxyben-zaldehyde)	17.394	170.384	412.500	3.027.686
2912490000	Other aldehyde-ethers,aldehyde-phenols& aldehydes with other oxygen function	7.377	29.995	39.062	178.632
2912500000	Cyclic polymers of aldehydes	412	65.962	6.040	188.357
2912600000	Paraformaldehyde	299.001	4.713.402	280.766	4.787.296
2913000000	Halogenated,sulphonated,nitrated or nitrosated derivat.of products of h 29.12	251	41.754	1.413	146.978
2914110000	Acetone	1.336.338	15.806.833	918.802	17.115.521
2914120000	Butanone (methyl ethyl ketone)	1.790.911	24.437.711	2.724.143	34.482.525
2914130000	4-methylpentan-2-one (methyl isobutylketone)	401.080	4.010.566	642.889	7.513.911
2914190000	Other acyclic ketones without otheroxygen function	28.676	348.815	401.951	3.098.654
2914210000	Camphor	23.253	259.997	61.615	551.763
2914220000	Cyclohexanone and methylcyclohexanones	60.938	2.370.459	108.524	4.660.232
2914230000	Ionones and methylionones	9.753	189.125	122.368	2.156.127
2914290000	Other cyclanic, cyclenic or cycloterpepenic ketones without oth. oxygen func.	104.464	1.433.676	1.512.304	11.283.609
2914310000	Phenylacetone (phenylpropan-2-one)	0	487	0	1.451
2914390000	Other aromatic ketones without otheroxygen function	3.655	148.711	24.930	1.875.089
2914400000	Ketone-alcohols and ketone-aldehydes	6.671	2.411.330	87.134	4.801.343
2914500000	Ketone-phenols & ketones without otheroxygen function	25.002	110.549	590.617	1.977.346
2914610000	Anthraquinone	0	4	0	53
2914690000	Other quinones	1.154	91.903	42.786	984.689

**I.3. IMPOR MENURUT KOMODITI / IMPORT BY HS COMMODITY**  
**\*\*\* NOPEMBER / NOVEMBER 2008 \*\*\***

H S	Uraian Komoditi Commodity Description	Berat Bersih / Net Weight (Kg)		Nilai / Value C.I.F (US\$)	
		Bulan ini Current Month	Kumulatif Cum.Jan. to date	Bulan ini Current Month	Kumulatif Cum.Jan. to date
291470000	Halogenated, sulphonated, nitrated ornitrosated derivatives	65	63.559	707	375.843
291511000	Formic acid	57.552	1.626.956	69.858	1.419.935
291512000	Salts of formic acid	262.604	3.000.847	115.317	1.566.754
291513000	Esters of formic acid	797	6.410	8.899	80.378
291521000	Acetic acid	2.075.625	79.351.369	1.190.095	51.805.149
291524000	Acetic anhydride	18.000	326.154	32.400	562.155
291529000	Other acetic acid and its salts	96.840	1.853.790	308.491	5.830.478
291531000	Ethyl acetate	214.034	13.791.221	290.331	15.599.996
291532000	Vinyl acetate	2.288.711	28.981.443	2.704.351	38.250.099
291533000	N-butyl acetate	240.905	2.043.166	417.683	3.264.341
291536000	Dinoseb (iso) acetate	1.946	8.446	5.479	19.498
291539000	Other esters of acetic acid	477.806	7.822.278	1.497.412	19.701.357
291540000	Mono-, di- or trichloroacetic acids,their salts and esters	69.034	2.996.596	90.619	3.442.009
291550000	Propionic acids, its salts and esters	317.737	1.617.719	490.716	3.713.254
291560000	Butanoic acids, pentanoic acids, theirsalts and esters	238.671	2.428.319	701.410	5.314.940
291570100	Palmitic acid, its salts and esters	155.727	2.078.791	559.215	6.760.322
291570200	Stearic acid	169.391	3.314.220	267.064	5.008.548
291570300	Salts and esters of stearic acid	159.958	2.512.913	358.608	4.880.447
291590100	Acetyl chloride	394	208.457	1.564	526.189
291590200	Lauric acid, myristic acid, their saltsand esters	509.174	2.049.205	688.603	2.966.950
291590900	Other saturated acyclic monocarboxylicacids & their anhydrides & halides	212.340	4.085.271	654.930	9.396.856
291611000	Acrylic acid and its salts	302.026	6.148.601	583.676	10.134.491
291612000	Esters of acrylic acid	2.732.822	32.219.514	5.561.628	62.746.440
291613000	Methacrylic acid and its salts	34.162	904.877	85.488	2.233.427
291614100	Methyl methacrylate	1.086.187	28.953.412	2.517.542	57.900.709
291614900	Other esters of methacrylic acid	78.570	1.865.303	300.163	5.766.796
291615000	Oleic,linoleic or linolenic acids,theirsalts and esters	20.379	421.425	41.017	900.389
291619000	Oth unsaturated acyclic monocarboxylicacids, their anhydrides & halides	60.895	952.793	423.833	4.419.555
291620000	Cyclanic, cyclenic or cycloterpenicmonocarboxylic acids, their anhydrides	28.331	613.710	923.775	18.071.809
291631000	Benzoic acid, its salts and esters	292.946	5.332.456	507.463	8.820.501
291632000	Benzoyl peroxide and benzoyl chloride	31.823	915.370	60.309	1.561.531
291634000	Phenylacetic acid and its salt	0	4.630	0	29.137
291635000	Esters of phenylacetic acid	15.766	44.109	124.143	380.613
291639100	2,4-dichlorophenyl acetic acid & itsalts and esters	389.431	1.710.720	1.325.580	5.489.135
291639900	Other aromatic monocarboxylic acids,their anhydrides, halides & peroxides	40.369	632.172	121.422	3.370.811
291711000	Oxalic acid, its salts and esters	81.130	1.177.604	120.163	1.496.781
291712100	Diocetyl adipate (doa)	89.806	609.321	149.552	1.196.657
291712900	Other adipic acid, its salts & esters	205.169	1.917.402	358.445	3.426.467
291713000	Azelaic acid, sebacic acid, their saltsand esters	28.159	202.874	121.703	795.558
291714000	Maleic anhydride	34.812	1.061.852	46.300	1.690.875
291719000	Other acyclic polycarboxylic acids,their anhydrides, halides & peroxides	89.310	1.851.709	205.700	4.124.503
291720000	Cyclanic, cyclenic or cycloterpenicpolycarboxylic acids, their anhydrides	810	273.109	28.804	792.275
291732000	Diocetyl orthophthalates	294.818	2.414.181	330.763	3.907.400
291733000	Dinonyl or didecyl orthophthalates	100.000	1.576.236	159.600	3.296.036
291734000	Other esters of orthophthalic acid	206.731	3.738.505	348.740	7.800.994
291735000	Phthalic anhydride	904.001	18.950.311	1.016.751	24.085.128
291736000	Terephthalic acid and its salts	2.221.600	9.057.928	1.244.096	7.210.904
291737000	Dimethyl terephthalate	0	18.261	0	29.782
291739100	Triocetyltrimellitate (totm)	0	863.109	0	1.853.185
291739200	Other phthalic plasticizers & esters ofphthalic anhydride	2	252.021	38	429.765
291739900	Other aromatic polycarboxylic acids,their anhydrides, halides & peroxides	282.109	4.652.959	527.683	9.307.887
291811000	Lactic acid, its salts and esters	83.140	1.629.009	177.661	3.586.976
291812000	Tartaric acid	12.231	256.032	40.398	733.340
291813000	Salts and esters of tartaric acid	105.430	663.079	279.074	1.820.203
291814000	Citric acid	1.194.471	13.963.286	1.856.086	18.036.429
291815100	Calcium citrate	25.946	80.762	46.220	275.981
291815900	Other salts and esters of citric acid	409.889	4.843.998	630.379	6.841.119
291816000	Gluconic acid, its salts and esters	156.871	1.557.743	254.435	1.990.975
291819000	Oth carboxylic acids with alcohol function but without other oxygen function	28.188	866.532	267.127	2.510.307
291821000	Salicylic acid and its salts	12.072	431.035	36.885	1.286.753
291822000	O-acetylsalicylic acid,its salts andesters	18.203	446.334	82.122	1.637.181
291823000	Other esters of salicylic acid & theirsalts	87.091	999.799	245.654	2.858.285
291829100	Alkyl sulphonic ester of phenol	2.000	2.460	18.778	27.530
291829900	Other carboxylic acids with phenol function but without other oxygen function	44.247	470.730	300.786	2.977.499
291830000	Carboxylic acids with aldehyde/ketonefunction but without other oxygen func.	2.001	114.541	139.740	3.201.587
291891000	2,4,5-(iso) (2,4,5-trichlorophenoxy)acetic	46.202	352.713	158.306	904.256
291899000	Oth carboxylic acids with additionaloxygen function,their anhydrides,halides	74.845	1.026.971	647.925	5.243.537
291910000	Tris(2,3-dibromopropyl) phosphate	2.807	144.787	20.723	615.561
291990000	Oth.phosphoric esters,their salts,inclactophosphates, their halogenated	13.843	414.170	54.358	1.411.560
292011000	Parathion (iso) & parathion-methyl (iso)	4.067	4.074	18.670	18.740
292019000	Oth thiophosphoric esters,(phosphorothioates) & their salts	2.031	139.638	17.361	533.073
292090100	Dimethyl sulphate (dms)	7.996	316.454	57.662	445.602
292090900	Other esters of other inorganic acidsof non metals and their salts	310	532.315	2.437	820.657

**I.3. IMPOR MENURUT KOMODITI / IMPORT BY HS COMMODITY**  
**\*\*\* NOPEMBER / NOVEMBER 2008 \*\*\***

H S	Uraian Komoditi Commodity Description	Berat Bersih / Net Weight (Kg)		Nilai / Value C.I.F (US\$)	
		Bulan ini	Kumulatif	Bulan ini	Kumulatif
		Current Month	Cum.Jan. to date	Current Month	Cum.Jan. to date
292110000	Methylamine, di- or trimethylamine and their salts	103.215	1.574.341	201.269	3.469.358
292119000	Other acyclic monoamines & their derivatives; salts thereof	167.084	7.265.437	695.577	30.292.177
292121000	Ethylenediamine and its salts	155.782	2.662.092	532.508	7.000.736
292122000	Hexamethylenediamine and its salts	38.623	269.159	92.646	665.989
292129000	Other acyclic polyamines & their derivatives; salts thereof	219.889	2.861.593	444.385	6.198.620
292130000	Cyclanic, cyclenic or cycloterpenic mono- or polyamines, & their derivatives	326.811	5.565.049	872.499	13.457.123
292141000	Aniline and its salts	16.612	1.835.585	44.944	6.864.388
292142000	Aniline derivatives and their salts	0	875.013	0	3.316.149
292143000	Toluidines & their derivatives; salts thereof	17.167	87.177	84.163	465.166
292144000	Diphenylamine & its derivatives; salts thereof	2.193	50.778	11.918	362.903
292145000	1-naphthylamine (alpha-naphthylamine), 2-naphthylamine (beta-naphthylamine)	35	332.611	7.418	1.560.786
292149000	Oth aromatic monoamines & their derivatives; salts thereof	1.659	130.893	26.052	612.527
292151000	O-, m-, p-phenylenediam, diaminotoluenes & their derivatives; salts thereof	76.402	3.132.472	393.145	14.290.901
292159000	Oth aromatic polyamines & their derivatives; salts thereof	91.207	2.417.034	667.727	17.768.246
292211000	Monoethanolamine and its salts	51.653	1.191.661	121.923	2.680.605
292212000	Diethanolamine and its salts	179.015	2.838.366	486.605	7.983.046
292213000	Triethanolamine and its salts	36.974	696.310	94.218	1.792.463
292219100	Ethambutol & its salts, esters & other deriv suitable for produc of anti tbc pre	14.399	243.591	190.252	2.594.806
292219200	D-2-amino-normal-butyl-alcohol	22	273.341	4.614	854.844
292219900	Oth amino-alcohols, phenylpropanolamin hcl, tramadol, ketamin hcl	37.452	442.959	144.590	3.319.896
292221000	Amino hydroxynaphthalene sulphonic acids and their salts	69.990	1.755.128	323.705	9.333.670
292229000	Other amino-naphthols & other aminophenols	46.551	551.523	330.406	3.051.079
292231000	Amfepramone (inn), methadone (inn) & normethadone (inn); salts thereof	0	1.568	0	65.837
292239000	Other amino-aldehydes, amino-ketones & aminno-quinones	1.961	95.916	78.390	1.007.559
292241000	Lysine and its esters; salts thereof	432.176	3.882.807	929.521	8.155.666
292242100	Glutamic acid	2.300	45.639	10.795	321.199
292242200	Monosodium glutamate	1.342.178	13.584.284	1.354.023	13.383.619
292242900	Salts of glutamic acid	1.574	81.253	7.225	280.053
292243000	Anthranilic acid and its salts	0	6.802	0	28.556
292249100	Mephenamic acid and its salts	0	479.427	0	3.625.623
292249900	Oth amino acids, o.t.t containing more than one kind of oxygen function	135.597	2.377.271	480.432	15.259.095
292250100	P-aminosalicylic acid & its salts, ester and other derivatives	325	165.113	14.950	520.202
292250900	Oth amino-alcohol-phenols, amino-acidphenols oth amino-comp with oxyg funct.	636	159.720	106.766	2.781.709
292310000	Choline and its salts	440.399	6.166.636	556.070	7.609.715
292320100	Lecithins, whether or not chemically defined	562.459	8.180.522	625.029	8.633.981
292320900	Other phosphoaminolipids	150.412	1.253.004	232.252	2.130.701
292390000	Oth quarternary ammonium salts and and hydroxides	163.383	4.080.165	325.134	6.915.533
292411000	Meprobamate (inn)	0	21.354	0	36.744
292412000	Other fluoroacetamide (iso), monocrothopos (iso), phosphamidon (iso)	947	31.070	1.716	133.056
292419000	Oth acyclic amides (including acyclic carbamates), & their thrf, salts thrf	200.503	3.937.978	540.605	10.066.169
292421200	Diuron and monouron	0	254.285	0	1.047.860
292421900	Other ureines & their derivatives; salts thereof	6.900	202.161	41.853	1.248.360
292423000	2-acetamidobenzoic acid (n-acetylan-thranilic acid) and its salts	0	75	0	8.142
292429100	Aspartame	55.421	504.849	478.325	7.485.837
292429200	Butylphenylmethyl carbamate, methylisopropyl phenyl carbamate	0	304.010	0	1.322.719
292429900	Asetaminophen (paracetamol), salicylmid, ethoxybenzamide	230.000	4.552.324	979.625	18.168.146
292429900	Oth carboxamide-function compounds	239.352	2.940.341	2.455.673	27.905.930
292511000	Saccharin and its salts	385	33.902	1.768	319.226
292519000	Other imides & their derivatives, salts thereof	7.112	156.221	18.826	813.430
292521000	Chlordimeform (iso)	1.506	2.678	10.989	19.269
292529000	Other imines and their derivatives; and salts thereof	9.652	311.000	138.951	2.358.146
292610000	Acrylonitrile	0	6.412.171	0	13.519.732
292620000	1-cyanoguanidine (dicyandiamide)	541	162.666	2.384	547.054
292630000	Fenproporex (inn) & its salts, methadone (inn) intermediate	0	301	0	963
292690000	Other nitrile-function compounds.	61.720	976.295	1.753.583	31.893.061
292700100	Azodicarbonamide	22.859	466.449	74.776	667.913
292700900	Oth diazo-, azo- or azoxy-compounds.	60.401	1.795.420	199.051	4.369.255
292800100	Linuron	0	229.542	0	410.441
292800900	Other organic derivatives of hidrazine or of hydroxylamine	3.952	267.267	29.273	1.987.373
292910000	Isocyanates	1.401.260	34.490.588	3.724.727	77.597.690
292990100	Sodium cyclamate	0	213.345	0	362.080
292990200	Other cyclamate	0	105.210	0	104.475
292990900	Other compounds with other nitrogen function	0	210.129	0	979.216
293020000	Thiocarbamates and dithiocarbamates	228.866	2.824.917	1.158.927	16.911.514
293030000	Thiuram mono, di or tetrasulphides	19.213	321.235	74.048	1.351.969
293040000	Methionine	1.473.115	14.768.854	8.466.069	58.943.119
293050000	Captafol (iso) & methamidophos (iso)	362	6.349	1.980	32.044
293090000	Other organo-sulphur compounds	586.997	8.756.197	2.485.201	32.931.236
293100100	Tetraethyl lead	47.071	308.697	342.539	2.090.523
293100200	N-(phosphonomethyl)glycine and salts thereof	685.364	10.129.930	2.482.725	71.086.519
293100300	Ethephone	4.324	220.276	31.955	756.791
293100900	Other organo-inorganic compounds	154.701	1.604.283	616.629	7.662.695
293211000	Tetrahydrofuran	33.923	203.746	123.721	725.760



**I.3. IMPOR MENURUT KOMODITI / IMPORT BY HS COMMODITY**  
**\*\*\* NOPEMBER / NOVEMBER 2008 \*\*\***

H S	Uraian Komoditi Commodity Description	Berat Bersih / Net Weight (Kg)		Nilai / Value C.I.F (US\$)	
		Bulan ini	Kumulatif	Bulan ini	Kumulatif
		Current Month	Cum.Jan. to date	Current Month	Cum.Jan. to date
2932120000	2-furaldehyde (furfuraldehyde)	2	127.927	121	220.202
2932130000	Furfuryl alcohol and tetrahydrofurfuryl alcohol	104.078	1.274.287	231.497	2.393.632
2932190000	Oth compounds containing an unfusedfuran ring in the structure	4.258	135.185	310.090	3.491.640
2932210000	Coumarin, methylcoumarins & ethylcoumarins	9.050	103.974	124.155	1.202.740
2932290000	Other lactones	11.726	285.958	312.242	4.434.603
2932930000	Piperonal	3.600	29.216	145.625	762.813
2932991000	Carbofuran	143.801	1.291.982	1.968.319	16.640.702
2932999000	Other heterocyclic compound withoxygen hetero-atom(s) only.	104.743	2.969.291	597.486	16.313.628
2933111000	Dipyron (antalgin)	20.000	343.411	181.500	3.026.238
2933119000	Other phenazone (antipyrin) and itsderivatives	34.216	349.787	589.698	4.160.364
2933190000	Oth compounds containing an unfusedpyrazole ring in the structure	60.563	308.253	109.634	5.217.128
2933210000	Hydantoin and its derivatives	18.174	320.305	130.514	1.470.196
2933291000	Cimetidine	584	45.708	26.463	876.297
2933299000	Oth compounds containing an unfusedimidazole ring in the structure	16.267	289.880	375.930	4.559.625
2933310000	Pyridine and its salts	96.262	806.083	675.811	6.221.984
2933320000	Piperidine and its salts	15.001	18.112	48.169	166.418
2933330000	Alfentanil (inn), anileridine (inn),bezitramide (inn), bromazepam (inn)	0	304	0	195.826
2933391000	Chlorpheniramine and isoniazid	265	89.204	35.439	1.427.394
2933392000	Isonicotinic acid hydrazide,& its saltsesters,derived of pharmaceutical grade	84	4.462	1.675	62.013
2933393000	Paraquat salts	617.280	11.632.473	2.290.109	38.621.335
2933399000	Oth compounds containing an unfusedpyridine ring in the structure	235.605	1.771.988	2.197.058	23.348.546
2933410000	Levorphanol (inn) and its salts	0	14.621	0	52.925
2933490000	Oth compounds containing in the struc.a quinoline or isoquinoline ring-system	8.488	847.345	164.085	4.556.195
2933520000	Malonylurea (barbituric acid) and itsalts	2	46	132	4.807
2933530000	Allobarbitol(inn),amobarbitol(inn), barbital(inn),butalbitol(inn),butobarbitol	65	3.970	2.005	98.915
2933540000	Other derivatives of malonylurea(barbituric acid), salts thereof	0	3	0	1.123
2933591000	Diazinon	16.000	80.346	113.600	522.360
2933599000	Oth compounds contain a pyrimidinering or piperazine ring in the structur	12.202	627.608	272.710	13.012.997
2933610000	Melamine	565.683	6.732.431	1.015.428	11.308.864
2933690000	Oth compounds containing an unfusedtriazine ring in the structure	282.088	5.020.980	732.999	13.349.593
2933710000	6-hexanelactam (epsilon-caprolactam)	2.335.000	47.234.716	5.233.520	117.889.780
2933720000	Clobazam (inn) and methypyrlyon (inn)	46	145	221.659	669.834
2933790000	Other lactams	21.729	235.180	175.955	4.834.818
2933910000	Alprazolam(inn), camazepam(inn),chlordiazepoxide(inn), clonazepam	600	81.704	60.734	1.199.971
2933991000	Mebendazole and parbendazole	900	20.343	18.720	312.144
2933999000	Other heterocyclic compounds with nitrogen hetero-atom(s) only.	47.252	971.901	1.148.658	18.265.044
2934100000	Compounds containing an unfusedthiazole ring in the	9.491	235.986	77.131	1.970.581
2934200000	Comp containing in the structure a benzothiazole ring-system, not futher fused	153.453	1.914.988	696.613	7.646.705
2934300000	Comp containing in the structure a phenothiazine ring-system,not further fused	24.424	116.045	195.117	1.435.277
2934910000	Aminorex(inn), brotizolam(inn), clotiazepam(inn),cloxazolam(inn),oxazolam	5	6.858	4.025	696.479
2934991000	Nucleic acid and its salts	4	11.093	2.000	303.756
2934992000	Sultones, sultams, diltiazem	13.404	85.209	467.114	4.306.196
2934993000	6-amino penicillanic acid	7	102.048	500	3.643.050
2934999000	Other nucleic acids and their salts,whether or not chemically defined	46.150	827.690	1.582.153	26.098.533
2935000000	Sulphonamides.	32.589	818.506	983.868	17.927.598
2936210000	Vitamins a & their derivatives	28.198	328.904	686.289	8.139.411
2936220000	Vitamins b1 & its derivatives	13.452	273.739	311.726	5.112.374
2936230000	Vitamin b2 & its derivatives	6.676	170.643	227.745	4.322.079
2936240000	D- or dl-pantothenic acid (vit b3or vit b5 & its derivatives	14.435	240.199	163.544	3.407.106
2936250000	Vitamin b6 & its derivatives	10.129	224.653	159.423	3.147.523
2936260000	Vitamin b12 & its derivatives	3.836	41.918	319.130	2.935.738
2936270000	Vitamin c & its derivatives	175.833	2.068.605	2.326.810	23.981.973
2936280000	Vitamin e & its derivatives	16.633	538.061	489.628	10.666.053
2936290000	Oth vitamins & their derivatives	46.563	1.040.834	1.109.079	15.552.350
2936900000	Oth vitamin, incl natural concentrates	148.440	1.391.540	1.224.729	11.227.278
2937120000	Insulin & its salts	0	5	0	3.800
2937190000	Oth poluptide hormones, proteinhormones	529	833	7.920	143.336
2937210000	Cortisone,hydrocortisone, prednisone &prednisolone (dehydrohydro cortison)	407	20.080	49.223	1.653.674
2937220000	Halogenated derivatives ofcorticosteroidal hormones	363	4.563	176.041	6.721.457
2937230000	Oestrogens & progestogens	727	5.215	449.558	8.669.281
2937290000	Oth steroidal hormones	128	19.930	347.319	4.255.422
2937310000	Epinephrine	84	238	11.393	52.939
2937400000	Amino-acid derivatives	1.557	4.760	58.520	529.768
2937500000	Prostaglandins,thromboxanes &leukotrienes & their derivatives	8	24	276	43.726
2937900000	Oth hormones	7.100	7.722	12.332	157.485
2938100000	Rutoside (rutin) & its derivatives	375	6.487	54.647	344.256
2938900000	Oth glycoside, natural or reproduc andtheir salts, ethers, esters & oth drv	22.911	96.722	70.520	869.592
2939110000	Concent of poppy straw, buprenorphinecodein,ethylmorphin,etorphine,heroin	0	1.180	0	569.391
2939190000	Oth alkaloids of opium	509	30.033	53.000	837.058
2939200000	Alkaloids of chinchona andtheir derivatives, salts thereof	0	71	0	19.366
2939300000	Caffeine & its salts	36.001	443.914	409.053	4.331.412
2939410000	Ephedrine & its salts	1.025	12.743	43.250	593.185
2939420000	Pseudoephedrine (inn) & its salts	3.207	38.502	195.496	1.859.830

**I.3. IMPOR MENURUT KOMODITI / IMPORT BY HS COMMODITY**  
**\*\*\* NOPEMBER / NOVEMBER 2008 \*\*\***

H S	Uraian Komoditi Commodity Description	Berat Bersih / Net Weight (Kg)		Nilai / Value C.I.F (US\$)	
		Bulan ini Current Month	Kumulatif Cum.Jan. to date	Bulan ini Current Month	Kumulatif Cum.Jan. to date
2939490010	Phenylpropanolamine hcl (ppa)	400	26.217	15.950	860.735
2939490090	Other ephedrines and their salts	0	501	0	77.502
2939510000	Fenetyline(inn) & its salts	100	1.234	9.500	100.201
2939590000	Oth theophylline & aminophylline	855	81.050	96.627	1.730.537
2939610000	Ergometrine (inn) & its salts	0	6	0	19.616
2939620000	Ergotamine (inn) & its salts	0	18	0	76.446
2939690000	Oth alkaloids of rye ergot	16	77	25.039	267.154
2939919000	Oth cocaine, levometamfetamine	0	154	0	42.105
2939991000	Nicotine sulphate	6	39	1.145	3.716
2939999000	Oth vegetable alkaloids, natural orreproduc by synthesis & their salts	193	107.081	38.789	1.788.091
2940000000	Sugars, chemically pure, oth than sucrose, lactose, maltose	29.847	609.043	224.408	4.138.236
2941101100	Amoxicillins & its salts non-sterile	31.346	212.425	1.191.388	6.175.186
2941101900	Oth amoxicillins	31.431	582.777	1.122.343	18.107.896
2941102000	Ampicillin & its salts	3.978	104.525	426.790	4.816.114
2941109000	Other penicillins, their derivatvs withpenicillanic acid structure; salts thrf	49.963	187.812	883.103	5.561.192
2941200000	Streptomycins & their derivated, saltthereof	2.052	29.804	43.861	686.042
2941300000	Tetracyclines & their derivated, saltthereof	220	582.084	10.340	5.026.578
2941400000	Chloramphenicol & its derivated, saltthereof	11.937	122.260	49.250	3.283.364
2941500000	Erythromycin & its derivated, saltthereof	2.727	77.998	112.760	4.090.772
2941900000	Oth antibiotics(rifampicin, cephalosporin, their deriv,salts thrf, quinolon)	108.851	1.336.844	3.054.089	36.657.621
2942000000	Oth organic compounds.	56.845	782.683	555.417	12.783.474
3001200000	Extracts of glands or oth organsor of their secretions	494	46.238	27.828	455.850
3001900000	Oth human or animal substanc. prepar.for therapeutic/prophylactic uses, nes	2.505	40.137	24.543	216.645
3002101000	Plasma protein solution	1	5.720	101	1.576.260
3002102000	Antisera & modified immunologicalprods with or not obtain	377	19.775	187.063	4.031.919
3002109000	Oth antisera & blood fractions & modifiimmunological prods	53.215	315.445	824.470	10.563.977
3002201000	Tetanus toxoid	0	10.351	0	29.562
3002202000	Pertusis, measles, meningitis a/c& poliovaccine	709	10.178	382.883	10.977.623
3002209010	Hepatitis vaccine	0	10.686	0	1.922.970
3002209090	Oth vaccine for human medicine	158.557	238.228	2.344.567	14.738.743
3002300000	Vaccines for veterinary medicine	35.282	520.772	1.617.839	23.555.716
3002900000	Oth human blood; animal blood prepfor therapeutic	13.029	117.602	575.760	6.651.350
3003101000	Medicaments cont amoxicillin (inn) notput up in measur doses-for retail sale	2.022	12.722	17.000	258.400
3003109000	Oth medicam cont penicillins or drv notput up in measur. doses - for ret sale	0	14.401	0	64.266
3003200000	Medicaments cont oth antibiotics	15.722	136.046	184.374	3.334.518
3003390000	Oth medicaments cont hormones oroth prod. - for retai sale	20.741	117.304	184.836	1.203.951
3003400090	Oth medicaments cont alkaloids orderivated thrf but not cont hormones	0	20.489	0	783.705
3003900000	Oth medicaments cont >=2 constituent	45.447	599.813	668.149	8.531.049
3004101500	Containing penicillin g (excluding	0	3.942	0	22.516
3004101600	Containing ampicillin,amoxycillin orsalts thereof, of a kind taken orally	2.401	13.542	12.750	275.893
3004101900	Oth medicam cont penicillins or drv putup in measured doses-for retail sale	0	3.085	0	277.632
3004102100	Medicam cont streptomycs-oointmentput up in measur doses-for retail sale	2.988	13.128	11.598	32.073
3004102900	Medicam cont oth streptomycins ortherderivat other than ointment	1.639	15.195	86.531	837.574
3004203100	Medicam cont erythromycin or drvthereof for taking orally	0	1	0	5
3004203200	Medicam cont erythromycin or drvthereof ointment	0	4.764	0	81.027
3004203900	Medicaments cont erythromycin or drvother for taking oralling or ointment	361	14.412	99.204	564.911
3004207100	Medicam cont tetracycllins or drvthereof for taking orally	0	1.833	0	60.437
3004207900	Medicam cont chloramphenicols or drvother for taking oralling or ointment	9.602	118.126	88.542	1.249.596
3004209100	Medicam cont linc, sulf,iso,pyr or drvthereof for taking orally	2.889	23.476	143.396	1.520.316
3004209900	Medicam cont gentamycins or drvthereof for injection	28.181	324.570	491.216	7.703.240
3004310000	Medicam cont insulin-but not contantibiotics	36.449	101.636	1.226.920	9.115.507
3004324000	Containing hydrocortisone sodiumsuccinate or fluocinolone aceton	0	80.535	0	299.569
3004329000	Medic cont oth corticosteroid hormone	1.583	10.261	170.011	1.111.641
3004390000	Oth medicam cont hormon, adrenalin, othprod of hd 29.37, not cont insuline	395.931	1.069.723	573.225	6.555.889
3004401000	Medicam cont morphine/its derivativesfor injection	829	1.830	7.415	159.656
3004403000	Medicam cont quinine sulphate orbisulphate, for taking orally	0	12	0	70
3004404000	Medicam cont quinine or its salts &antimalaria substances	2.323	2.323	138.737	138.737
3004405000	Medicam cont papaverine or berberine	0	25	0	3.000
3004407000	Medicaments cont atropin sulphate	0	1	0	2
3004409010	Medicaments cont morphine or its drv,for taking orally	1.500	3.361	200.886	1.115.601
3004409090	Medicaments cont morphine or its drv,not for taking orally	12.488	174.322	387.879	3.311.994
3004501000	Oth medicam cont syrups & drops ofvitamins of a kind suitable for children	9.800	47.327	65.857	327.439
3004508100	Medicam cont b complex vitamins	15	321	432	9.319
3004508900	Medicam cont oth b complex vitamin	1.142	19.137	45.757	1.104.238
3004509000	Oth medicaments cont vitamins oroth prods of heading 29.36	55.551	936.654	336.565	3.940.743
3004901000	Specialised medicines for cancer,aids or oth intractable diseases	1.948	47.154	1.611.787	15.570.006
3004902000	Oth medicam put up in measuredosesclosed sterile water for	0	22.238	0	399.524
3004903000	Antiseptics	0	3.714	0	32.142
3004904900	Oth anaesthetics cont ketaminlidocain	1.323	32.061	75.138	1.513.720
3004905100	Analgesics,antipyretics & oth medicamcont acetyl salicylic acid	0	3	0	13
3004905900	Oth analgesics, antipyretics & medcont chlorp maleat,diclof, tramadol	9.059	120.207	224.684	1.570.754
3004906000	Antimalarials cont artemisinin,primaqartesunate or chloroquine (inn)	0	731	0	100.705
3004908000	Transdermal therapeutic systems (tts)patches for cancer or heart diseases	0	610	0	80.278

**I.3. IMPOR MENURUT KOMODITI / IMPORT BY HS COMMODITY**  
**\*\*\* NOPEMBER / NOVEMBER 2008 \*\*\***

H S	Uraian Komoditi Commodity Description	Berat Bersih / Net Weight (Kg)		Nilai / Value C.I.F (US\$)	
		Bulan ini	Kumulatif	Bulan ini	Kumulatif
		Current Month	Cum.Jan. to date	Current Month	Cum.Jan. to date
3004909100	Oth medicam put up in measur doses-cont sulpiride(inn),cimetidine,rantidin	2.527	2.556.626	197.165	2.957.454
3004909200	Oth medicam put up in measur doses-cont piroxicam(inn) or ibuprofen(inn)	45.966	238.326	137.817	811.635
3004909300	Oth medicam put up in measur doses-cont phenobarbital,diazepam,	0	613	0	133.936
3004909910	Oth medicam put up in measur doses-doses cont phenobarbital,	513	3.150	47.846	232.060
3004909990	Oth infusion fluids; nutritional orelectrolytic solutions	242.676	6.503.293	11.717.755	137.233.464
3005101000	Adhesive dressing & oth articles coverimpregnant w/ pharmaceutical substc	2.913	143.953	114.140	1.474.766
3005109000	Oth adhesive dressings & otharticles having an adhesive layer	16.976	146.111	145.270	1.799.245
3005901000	Bandages	13.582	324.745	172.493	2.009.958
3005902000	Gauze	7.158	49.983	25.224	153.667
3005909000	Oth wadding, impregnat/coated withpharmaceutic subst or put up in forms	13.425	154.460	444.464	3.462.241
3006101000	Sterile absorbable surgical or dental yarn; sterile surgical or dental	44	67.363	1.481	461.021
3006109000	Sterile surgical catgut,similar sterilesuture matt & sterile tissue	4.497	41.722	477.450	4.199.487
3006200000	Blood-grouping reagents	886	9.860	108.946	1.006.687
3006302000	Reagents of microbial origin forveterinary	0	17	0	165
3006303000	Oth microbial diagnostic reagents	9	16.874	647	16.079
3006309000	Oth opacyfng prep for x-ray exam,diagnostic reagents design to be	16.000	2.428.371	235.175	4.850.664
3006401000	Dental cements & oth dental fillings	1.630	46.336	59.110	841.250
3006402000	Bone reconstruc cements	15	311	1.100	22.157
3006500000	First-aid boxes & kits	981	13.678	18.482	166.650
3006600000	Chemical contraceptive prepbased on hormones	1.198	14.860	84.111	3.682.424
3006700000	Gel prep designed to be used in humanor vet medic for parts of the body	2.393	31.611	89.667	593.443
3006910000	Appliances identifiable for ostomy use	0	1	0	50
3006920000	Waste pharmaceuticals	0	9.402	0	20.414
3101001100	Supplement fertilizers in liquid form,not chemical treat-of solely vegetable	20.000	213.768	24.405	209.136
3101001900	Oth thn supplemnt fertilizr in liquidform,not chemicl treat solely vegetable	0	11.543.001	0	2.023.652
3101009100	Oth animal or vegetable fertilisers,supplement fertilizers in liquid form	0	97.343	0	168.788
3101009900	Oth animal or vegetable fertilisers,oththn supplemnt fertilizr in liquid form	0	79.977	0	155.466
3102100000	Urea, with or not in aqueous solution	1.400.501	7.189.584	797.009	4.582.464
3102210000	Ammonium sulphate	78.675.978	438.633.304	40.771.206	155.064.082
3102290000	Oth double salts & mix of ammoniumsulphate & ammonium nitrate	0	446.006	0	297.538
3102300000	Ammonium nitrate, with or not inaqueous solutions	16.826.809	301.765.721	12.795.230	161.322.556
3102400000	Mixt of ammonium nitrate with calciumcarbonate or oth inorganic non-fertilis	29.746	115.797	108.274	207.026
3102500000	Sodium nitrate	752.160	6.468.523	594.495	3.931.319
3102600000	Double salts & mixtures of calciumnitrate & ammonium nitrate	2.520.000	16.095.513	1.260.000	6.685.498
3102900000	Oth mineral or chem fertilisers,nitrogenous inc mixt	0	63.400	0	161.835
3103101000	Superphosphates, feed grade	0	5.000.090	0	2.777.355
3103109000	Other suoerphosphates	3.700.050	455.933.848	2.905.528	179.783.344
3103901000	Calcined phosphatic fertiliser	0	2.547.650	0	656.367
3103909000	Oth mineral or chemical fertilisers,phospatic	54.173.674	714.570.211	19.261.372	202.697.466
3104200000	Potassium chloride	87.449.676	1.818.500.711	82.756.596	1.133.957.737
3104300000	Potassium sulphate	40.060	10.760.933	49.728	5.436.632
3104900000	Oth potassium salts	15.000.959	68.933.619	15.858.639	48.512.525
3105100000	Mineral or chemic fertilisers,tablet orsimilar forms-pack of a weight < 10kg	26	1.145	1.354	19.392
3105200000	Mineral or chemical fertiliser cont theelements nitro,phosphor & potassium	24.648.844	426.303.452	19.113.759	243.587.371
3105300000	Diammonium hydrogenorthophosphate(diammonium phosphate)	1.812.920	36.661.849	2.519.959	47.984.198
3105400000	Ammonium dihydrogenorthophosphate(monoammonium phosphate)	9.520.050	57.300.218	11.711.394	41.726.938
3105510000	Oth mineral or chemical fertiliserscont nitrates & phosphates	319	31.209.218	3.812	16.839.996
3105590000	Oth mineral or chemical fertiliserscont nitrogen & phosphorus	767.742	12.103.105	1.814.444	10.801.566
3105600000	Mineral or chemical fertilisers contelements phosphorus & potassium	0	26.320.182	0	11.112.352
3105900000	Oth mineral or chemical fertilisers, intablets or in pack < 10kg	26.905	1.735.024	101.686	1.554.609
3201100000	Quebracho extract	0	376.633	0	624.016
3201200000	Wattle extract	149.830	818.147	163.751	923.441
3201901000	Gambier	0	721	0	2.553
3201909000	Oth tanning extract of vegetable origintannis & their salts, esters & oth drv	98.027	825.815	50.426	509.855
3202100000	Synthetic organic tanning substances	528.447	6.623.054	565.385	7.244.184
3202900000	Oth inorgan tanning subst;tanning prepwith or not cont natural tanning subs	62.624	2.306.712	90.452	3.119.037
3203001000	Coloring matter of vegetable or animalsuitable for use in food or drink	7.822	197.907	173.743	1.606.982
3203009000	Oth coloring matter of vegetable oranimal not suitable for use in food	6.215	238.630	117.285	1.672.410
3204111000	Disperse dyes crude & prep based& preparat based thereon, crude	52.504	6.759.236	340.227	28.160.016
3204119000	Other disperse dyes and preparationbased thereon	252.958	6.240.525	1.454.350	26.063.219
3204121000	Aciddyes whether or not premetallised	18.878	380.723	92.496	2.030.402
3204129000	Oth acid dyes whether or not premetallised & preparation based thereon	18.601	320.675	97.150	1.884.537
3204130000	Basic dyes & preparat based thereon	48.968	519.628	194.453	2.034.164
3204140000	Direct dyes & preparat based thereon	223.004	5.568.656	1.228.736	27.770.319
3204150000	Vat dyes (incl those usable in thatstate pigments) & prep based thereon	142.383	2.357.552	599.933	9.726.324
3204160000	Reactive dyes & preparations basedthereof	206.454	6.138.468	975.647	31.865.523
3204170010	Synthet organ pigment in powder form	592.359	9.200.898	4.294.826	67.091.104
3204170090	Other pigments & preparat basedthereon	521.745	8.044.166	2.129.170	29.275.320
3204190000	Oth synthetic organic coloring matter,incl mix of coloring	201.749	6.530.250	1.044.371	17.123.285
3204200000	Synthetic organic prods of a kindused as fluorescent brightening agent	126.534	3.480.380	821.984	17.287.211
3204900000	Oth synthetic organic coloring,matter, w/ or not chemically defined	64.989	1.400.447	251.082	4.374.225
3205000000	Color lakes; preparat as specified inbased on color lakes	37.220	1.035.225	179.741	3.155.891
3206111000	Pigment base on titanium dioxidecont weight >= 80 %, on dry matter	3.110.612	44.061.713	7.236.030	93.754.678

**I.3. IMPOR MENURUT KOMODITI / IMPORT BY HS COMMODITY**  
**\*\*\* NOPEMBER / NOVEMBER 2008 \*\*\***

HS	Uraian Komoditi Commodity Description	Berat Bersih / Net Weight (Kg)		Nilai / Value C.I.F (US\$)	
		Bulan ini	Kumulatif	Bulan ini	Kumulatif
		Current Month	Cum.Jan. to date	Current Month	Cum.Jan. to date
3206119000	Preparate base on titanium dioxide,cont weight >= 80 %, on dry matter	70.804	1.482.258	292.149	4.667.760
3206191000	Pigment base on titanium dioxidecont weight < 80 %, on dry matter	30.321	825.189	177.698	2.481.212
3206199000	Preparate base on titanium dioxide,cont weight < 80 %, on dry matter	48.899	961.671	392.689	5.617.807
3206201000	Chrome yellow,chrome green,molybdatorange/red base on chromium comp	50.004	1.040.413	251.318	4.496.400
3206209000	Oth pigments & prep based onchromium compounds	44.679	538.884	198.776	2.720.263
3206411000	Preparations of inorganic pigmentsultramrine pre based thereon	0	39.100	0	164.689
3206419000	Oth ultramarine & preparationsbased thereon	83.355	1.181.880	188.420	1.982.261
3206421000	Prep of inorganic pigments- litophonebased on sulphide	0	134.570	0	71.189
3206429000	Oth litophone & oth pigments & prepbased on sulphide	46.528	1.324.039	45.840	844.846
3206491000	Prep of inorganic pigment based on othhexacyanoferrat (ferro&ferrycyanides)	31.111	715.642	55.543	2.181.754
3206499000	Oth pigment & prep based on hexacyanoferrates(ferrocyanides & ferricyanides)	262.295	2.986.178	1.504.328	14.230.134
3206501000	Prep of inorganic pigment of akind used luminophores	27.963	411.978	228.636	2.764.204
3206509000	Oth inorganic prods of a kindused as luminophores	64.309	1.824.157	142.553	2.969.667
3207100000	Prepared pigments, prep opacificersprep colors & similar prep	350.421	6.846.568	1.262.937	24.272.300
3207201000	Enamel frits	367.380	7.625.406	360.765	6.101.675
3207209000	Oth vitrifiable enamels & glazes,engobe (slips) similar prep	776.993	7.124.884	581.561	6.610.090
3207300000	Liquid lustres & similar preparations	30.303	393.819	133.398	1.337.784
3207400000	Glass frit & oth glass, in the formof powder granules or flakes	5.207.418	89.388.239	2.477.912	48.776.542
3208101100	Varnishes>100-c hr,based on polyesterfor dental use, dispersed in a non aqueo	2.785	170.452	19.944	1.079.403
3208101900	Oth varnishes based on polyesters<100-c hr,disper in a nonaqueous	40.984	1.339.441	251.781	6.232.169
3208109000	Other paints & varnishe (incl enamels & lacquers polyester dispers, non aqueous	433.976	5.607.646	1.430.103	18.663.781
3208204000	Anti-fouling/anti-corrosive paints forships hull base on acrylic/vinyl polymer	340.592	3.062.920	1.541.716	11.855.838
3208207000	Varnishes (including lacquers), of akind used in dentistry	2.743	2.934	16.325	21.677
3208209000	Other paints & varnishes (incl enamels&lacquers) based on acrylic/vinyl polymer	299.611	3.352.754	1.374.968	14.046.705
3208901100	Varnishes (incl.lacquers),exceed >=100Cheat-resistant used in dentistry	12.863	132.967	63.159	559.523
3208901900	Varnishes (incl.lacquers),exceed >=100Cheat-resistant used in oth than dentist	85.020	1.805.421	508.100	8.940.704
3208902100	Varnishes (incl.lacquers),exceed <100Cheat-resistant used in dentistry	0	5.482	0	41.651
3208902900	Varnishes (incl.lacquers),exceed <100Cheat-resistant used in oth than dentist	278.281	3.397.363	1.054.633	13.378.073
3208909000	Oth paints & varnishesdispersin a nonaqueous	484.534	3.925.589	2.426.177	21.335.470
3209101000	Varnishes(inc lacquer)>100C hr-acrylicvinyl polymer, dispers in a aqueous	55.595	753.718	200.331	2.688.706
3209104000	Leather paints-based on acrylic orvinyl polymers dispers in a aqueous	14.448	371.877	24.459	639.638
3209105000	Anti-fouling/corrosive paints for shipshulls-acrylic/vynil polymers	91.059	842.107	338.905	2.766.154
3209109000	Oth paints & varnishes dispersa aqueous medium	714.504	4.801.728	1.141.918	8.014.859
3209900000	Oth paints based on others varnishesdispers in a aqueous medium	305.897	3.513.467	1.038.803	9.958.593
3210001100	Varnishes (incl lacquers) > =100C hrof a kind used for finishing leather	438	67.732	3.247	289.757
3210001900	Varnishes (incl lacquers) < 100C hrof a kind used for finishing leather	37.358	137.602	46.449	295.783
3210002000	Distemperso of a kind used for finishing leather	0	1.481	0	2.100
3210003000	Prepared water pigments of a kindused for finishing leather	135.133	929.676	198.003	2.308.037
3210005000	Polyurethane tar coatingof a kind used for finishing leather	23.573	72.699	111.750	262.867
3210009000	Other paints & varnishesof a kind used for finishing leather	170.231	2.103.147	424.221	6.164.294
3211000000	Prepared driers	75.421	688.337	282.972	3.540.614
3212100000	Stamping foils	82.211	814.749	234.757	4.510.366
3212901100	Aluminium paste	98.427	1.662.105	765.827	11.474.053
3212901200	Oth pigments (incl metallic powder & flakes),for leather-dispers,non aqueous	15.616	195.573	36.097	642.587
3212901900	Oth pigments (incl metallic powder & flakes), dispers in non-aqueous media	24.287	360.431	128.093	2.229.505
3212902100	Dyes or oth coloring matter in formsfor ret sale-suitable for food or drink	20.780	114.738	46.404	294.622
3212902900	Oth dyes or oth coloring matter informs or pack for retail sale	17.626	410.761	113.809	2.031.830
3213100000	Colors in set, in tablet, tubes, jars,bottles, pans or in similar forms/pack	6.026	184.474	30.582	463.563
3213900000	Oth artist, students or signboard, intablet,tubes,jars,bottles, pans or other	31.901	370.431	56.300	1.578.819
3214100000	Glaziers putty, grafting putty, cementscaulking compound	138.272	2.536.200	549.046	8.317.657
3214900000	Oth painters fillings; non-refractorysurfacing preparat for facades	2.720.019	15.174.364	1.001.871	11.170.379
3215111000	Printing uv curable inks-black	2.370	174.801	13.446	4.379.615
3215119000	Printing other than uv curable inks-black	161.696	1.649.515	747.947	9.144.442
3215190000	Printing inks, other than black	377.182	4.810.385	2.295.654	41.389.245
3215901000	Carbon mass for one time carbon paper	123	113.205	368	278.948
3215906000	Drawing ink and writing ink	22.606	208.032	227.359	2.294.374
3215909000	Oth printing ink, writing/drawing inkwith or not concentrated or solid	134.436	1.444.049	580.590	7.878.690
3301120000	Pharmaceutical grade - of orange andoth essential oils of orange	37.074	315.371	245.255	1.565.043
3301130000	Pharmaceutical grade - of lemone andoth essential oils of lemone	677	115.784	6.486	2.748.265
3301190000	Other essential oils of citrus fruit	32.005	202.795	203.093	1.711.078
3301240000	Essential oils - of peppermint(mentha piperita)	5.779	81.382	99.468	1.827.959
3301250000	Pharmaceutical grade - of oth mintsoth essential oils of oth mints	28.080	178.269	83.305	1.380.034
3301291100	Pharmaceutical grade of lemon grass ofcitronela, cinnamon, ginger, cardamon	89	39.127	1.485	211.632
3301291200	Pharmaceutical grade of sandalwood	0	1	0	2
3301291900	Oth pharmaceutical grade-essential oilsoth than those of citronella	96.800	479.225	529.537	2.916.278
3301299100	Oth pharmaceutical grade of lemongrass of citronella, cinnamon, ginger	1.148	17.015	12.778	145.127
3301299200	Essential oils of sandalwood, oth thanpharmaceutical grade	0	148	0	24.761
3301299900	Oth essential oils-oth thanpharmaceutical grade	35.257	611.909	379.270	6.726.368
3301300000	Resinoids	3.796	42.845	6.932	669.567
3301901000	Aqueous distillates & solutions ofessential oils suitable for medic use	0	56.451	0	103.800
3301909000	Oth essential oils (terpeneless or not),incl concretes& absolutes; resinoids	52.559	488.888	414.133	3.176.831
3302101000	Odoriferous alcoholic prep for thealcohol beverages, liquid form	20.700	30.885	14.550	57.704
3302102000	Odoriferous alcoholic prep for thealcoholic beverag, in oth form	0	1	0	10

**I.3. IMPOR MENURUT KOMODITI / IMPORT BY HS COMMODITY**  
**\*\*\* NOPEMBER / NOVEMBER 2008 \*\*\***

H S	Uraian Komoditi Commodity Description	Berat Bersih / Net Weight (Kg)		Nilai / Value C.I.F (US\$)	
		Bulan ini	Kumulatif	Bulan ini	Kumulatif
		Current Month	Cum.Jan. to date	Current Month	Cum.Jan. to date
3302109000	Oth mixed of odoriferous of a kind used in the food or drink industries	155.752	2.114.274	1.433.249	24.087.135
3302900000	Oth prep based on odoriferous substances for the manufacture of beverages	1.448.640	19.879.397	19.590.889	247.968.732
3303000000	Perfumes & toilet waters	201.991	1.670.431	1.882.368	16.135.505
3304100000	Lip make-up preparations	33.445	540.038	660.494	7.082.003
3304200000	Eye make-up preparations	43.114	450.352	794.841	7.426.063
3304300000	Manicure or pedicure preparation	8.084	240.561	83.081	1.380.108
3304910000	Powders, whether or not compressed	39.058	580.588	737.877	6.684.659
3304991000	Face & skin creams & lotions	470.580	7.433.696	3.151.418	44.463.392
3304992000	Anti-acne creams	3.850	32.723	21.374	452.481
3304999000	Oth beauty/make-up prep & prep for the care of the skin (oth than medicamts)	187.637	2.320.942	1.890.873	32.686.740
3305100000	Anti-mycosis shampoos & others shampoos	1.216.342	17.214.855	4.489.450	70.436.006
3305200000	Preparat for permanent waving or straightening	3.954	146.720	23.318	744.042
3305300000	Hair lacquers	2.715	57.381	65.755	755.385
3305900000	Others preparations for use on the hair	223.295	3.036.723	1.006.243	14.234.575
3306101000	Prophylactic pastes & powders	54.528	588.399	331.590	3.466.519
3306109000	Others dentifrices	17.055	123.041	102.684	345.705
3306200000	Yarn used to clean between the teeth (denital-floss)	1.019	8.242	11.290	83.918
3306900000	Oth prep for oral/dental hygiene, incl denture fix-ative pastes & powder, retail	18.360	474.564	74.105	1.350.444
3307100000	Pre-shave, shaving or after-shave preparations	9.352	55.018	88.194	725.559
3307200000	Personal deodorants & antiperspirants	177.476	1.048.502	1.002.497	6.832.129
3307300000	Perfumed bath salts & oth bath preparations	1.576	516.388	22.284	941.232
3307410000	Oth agarbatti & oth odoriferous prep. which operate by burning	492.920	4.079.762	439.882	2.946.115
3307491000	Room perfuming preparations	34.034	248.626	73.576	1.377.143
3307499000	Oth prep for perfuming or deodor rooms, incl odoriferous preparat use religious	27.199	386.673	240.156	2.438.073
3307901000	Animal toilet preparations	0	12.617	0	41.050
3307902000	Contact lens solution	52.901	457.397	125.037	1.446.098
3307903000	Papers & tissues, impregnated or coated with perfume or cosmetics	4.662	71.536	6.403	100.902
3307904000	Other perfumery or cosmetics including depilatories	528	8.501	3.377	21.638
3307909000	Oth pre-shave, cosmetic or toilet prep, prep rooms deodorisers, w/ or perfuming	8.773	239.228	14.504	849.136
3401111000	Soap, organic surface-active-for toilet use-medicated prods	98.760	747.938	170.259	1.719.508
3401112000	Bath soap	296.106	3.973.347	400.480	5.419.297
3401113000	Oth toilet use, of felt or nonwovens, impregnated, coat with soap or detergent	40	3.233	75	9.372
3401119000	Oth soap & organic surface for toilet use	33.825	234.433	51.088	544.665
3401191000	Oth than for toilet use-felt/nonwovens impregnated, coat with soap or detergent	0	16	0	79
3401199000	Oth soap & organic surface other than for toilet use	4.978	112.112	8.896	262.619
3401201000	Soap in oth form for flotation deinking or recycled paper	149	95.234	1.430	170.212
3401209000	Soap in oth forms, other than chips	78.782	3.450.815	333.053	5.320.403
3401300000	Organic surface-active prods & prep for washing in the liquid, put for retail sale	29.278	183.945	387.761	2.358.580
3402111000	Organic surface-active agents, with/not for retail sale; sulphated fatty alcohol	42.269	1.704.246	114.792	4.229.657
3402112000	Wetting agents used in the manufacture of herbicide	800	39.457	3.248	82.249
3402119000	Oth anionic-organic surface-active agent with or not put up for retail sale	312.347	2.858.948	713.538	7.666.964
3402121000	Wetting agents used in the manufacture of herbicide-cationic	179.865	1.227.244	280.753	1.859.514
3402129000	Oth cationic-organic surface-active agent with/not put up for retail sale	344.582	6.118.615	964.272	16.577.917
3402130000	Organic surface-active agents, with or not for retail sale; non-ionic	1.208.105	16.339.721	2.881.580	40.021.974
3402190000	Oth organic surface-active agents, with or not put up for retail sale	659.757	8.462.415	1.640.076	19.272.171
3402201100	Anionic surface active prep. in liquid form-put up for retail sale	32.551	285.827	68.204	806.551
3402201200	Anionic washing prep & cleaning prep, incl bleach cleans, liquid form, retail	10.199	225.090	63.353	1.081.177
3402201300	Oth surface active preparations- in liquid form, for retail sale	2.205	453.467	10.081	936.254
3402201900	Oth wash prep & clean prep, incl bleach cleans & degrease prep, liquid, retail	77.661	1.523.706	314.413	6.173.389
3402209100	Anionic surface active prep. oth than in liquid form-for retail sale	2	30.097	1	430.514
3402209200	Anionic washing prep & clean prep, incl bleach, cleans-oth than liquid, retail	3.779	4.119.202	7.981	2.348.872
3402209300	Oth surface active preparation-oth than in liquid-for retail sale	245	83.548	2.543	443.059
3402209900	Oth wash prep & clean prep, incl bleach cleans, oth than liquid, retail sale	55.370	700.718	276.140	2.018.619
3402901100	Anionic surface active preparat-liquid not put up for retail sale	261.717	4.180.099	582.095	10.815.976
3402901200	Oth anionic wash prep & clean prep, incl bleach, liquid, not for retail sale	109.948	1.763.039	179.537	3.745.128
3402901300	Anionic washing prep. or cleaning incl. bleaching, cleansing or degreasing	74.702	2.863.463	175.524	3.903.819
3402901400	Oth organic surface active in liquid form, wetting agents	10.124	154.711	29.455	474.997
3402901500	Oth organic surface active in liquid form, not wetting agents	42.514	1.606.846	107.207	3.802.137
3402901900	Oth wash prep & clean prep, incl bleach cleans, in liquid-not for retail sale	254.345	2.900.572	673.173	7.336.057
3402909100	Anionic surface active preparations, oth than liquid- not for retail sale	8.601	504.623	21.014	1.380.462
3402909200	Anionic wash prep & clean prep, incl bleach, cleans-not liquid-not retail	5.535	1.083.418	5.108	1.079.766
3402909300	Anionic surface-active prep, not liquid form not for retail sale	219.613	2.371.725	220.657	2.441.680
3402909400	Anionic surface-active prep, not liquid form, wetting agents not for retail sale	21.754	120.913	43.049	347.118
3402909500	Anionic surface-active prep, not liquid form, not wet agents not for retail sale	798.214	9.205.229	1.294.067	13.893.048
3402909900	Oth wash/lean prep, incl bleach cleans oth than liquid-not for retail sale	125.193	1.983.409	293.347	5.837.388
3403111100	Liquid lubricating oil prep, for treatment of textile, or oth materials, cont petrol	39.596	587.687	210.747	1.520.855
3403111900	Oth liquid preparation for the treatment of textile or oth materials, cont petroleum	34.260	239.521	93.901	729.658
3403119000	Oth prep for the treatment of textile materials, oth than liquid, cont petroleum	9.807	493.389	64.761	1.817.030
3403191100	Liquid oil for aircraft engine cont. petroleum oils obtain. bituminous mineral	1.447	19.417	11.084	144.365
3403191200	Other liquid prep content silicone oil, cont petroleum oils, or bituminous mineral	60	135	721	2.038
3403191900	Other liquid for other purposes cont petroleum oil or bituminous mineral oils	2.170.145	50.849.981	5.348.024	104.690.251
3403199000	Oth lubricating prep cont petroleum oil	1.254.592	12.834.469	3.017.501	30.271.275
3403911100	Liquid prep cont silicone oil-for treatment of textile, or oth matt, not cont petrol	75.110	824.413	210.076	2.991.578

**I.3. IMPOR MENURUT KOMODITI / IMPORT BY HS COMMODITY**  
**\*\*\* NOPEMBER / NOVEMBER 2008 \*\*\***

H S	Uraian Komoditi Commodity Description	Berat Bersih / Net Weight (Kg)		Nilai / Value C.I.F (US\$)	
		Bulan ini	Kumulatif	Bulan ini	Kumulatif
		Current Month	Cum.Jan. to date	Current Month	Cum.Jan. to date
3403911900	Liquid prep for treatment of textilemater,not cont petroleum oil & silicone	114.911	2.737.917	347.454	6.828.644
3403919000	Liquid preparat for treatment of textilor the materials, not cont petroleum oil	708.195	9.996.068	1.769.048	21.594.157
3403991100	Liquid oil for aircraft engine not contpetroleum oils or oils obtain bitumin	0	57.817	0	248.662
3403991200	Other liquid prep content silicone oilcont petrol oil,or bituminous mineral	0	67	0	1.685
3403991900	Other liquid for other purpose not contpetroleum oil or bituminous mineral oils	15.735	3.238.332	81.190	4.778.034
3403999000	Preparat for treat of textile,leatheroth mater,not cont petrol oil,not liquid	102.792	2.257.011	550.860	9.627.593
3404200000	Artificial waxes & prepared waxes,ofpoly(oxyethylene) (polyethylene glycol)	132.693	3.388.573	345.101	7.888.907
3404900000	Oth artificial waxes & prepared waxes.	707.245	10.972.051	1.760.057	27.282.630
3405100000	Polishes, creams & similar preparat forwear or leather	14.686	371.734	121.933	2.203.880
3405200000	Polishes,creams & similar prep for themaintenance of wooden furniture	2.366	26.279	45.010	174.150
3405300000	Polishes & similar prep for coachwork,other than metal polishes	2.906	143.630	20.749	457.259
3405401000	Abrasive lapping & honing,in the formof flour,scouring pastes & powder	1.781	64.313	11.156	442.452
3405409000	Oth scouring pastes & powders & otherscouring preparations	14.038	361.671	35.550	980.687
3405901000	Metal polishers	30.497	352.721	37.857	676.423
3405909000	Oth polishes & cream, for footwear,furniture, floors	22.377	442.315	135.634	1.179.548
3406000000	Candles, tapers & the like.	42.994	751.643	82.503	1.238.071
3407001000	Modelling pastes, incl those put up forchildrens amusement	341	47.192	3.195	136.094
3407002000	Prep known as "dental wax", in sets, inpackings,retail sale or in plates	235	2.825	1.892	25.888
3407003000	Other preparations for use in dentistry,with a basis of plaster (of calcined	15.156	117.462	11.150	275.108
3501100000	Casein	320.544	2.194.555	3.440.822	24.459.973
3501901000	Caseinates & other casein derivatives	32.508	943.512	116.849	10.622.573
3501902000	Casein glues	59	23.128	537	387.437
3502110000	Egg albumin - dried	5.470	18.656	21.810	90.987
3502190000	Egg albumin - oth than dried	0	16.288	0	125.384
3502200000	Milk albumin,incl concentrates of >= 2whey proteins	23.960	454.794	191.680	4.217.982
3502900000	Oth egg albumin	5	32.651	569	224.702
3503001000	Glues of animal origin	5.118	386.832	19.455	693.119
3503002000	Gelatin in powder form with bloatinglevel a-250 or b-230 or more	62.000	590.517	291.400	1.989.541
3503003000	Isinglass	0	16.844	0	28.283
3503009000	Oth gelatin derivatives,isinglass,otherglue of animal origin,excl casein glues	199.188	2.449.217	1.033.437	11.197.875
3504000000	Peptones and their derivatives, otherprotein substances and their	381.113	5.385.803	1.123.160	14.794.555
3505101000	Dextrins, soluble or roasted starches	1.835.239	37.287.132	1.290.000	25.711.966
3505109000	Oth dextrins & oth modified starches	2.806.462	66.808.711	2.422.344	54.909.916
3505200000	Glues based on starches/dextrins	441.778	4.918.257	1.054.100	9.772.480
3506100000	Prods suitable for use as glues/adhesivefor ret sale as glues/adhesives < 1 kg	156.918	3.304.841	512.699	10.143.524
3506910000	Adhesives based on polymers of heading39.01 to 39.13 or on rubber	777.724	10.937.776	2.329.380	29.201.881
3506990000	Oth prepared glues & oth preparedadhesives, nes	716.139	13.386.108	3.091.465	46.809.817
3507100000	Rennet & concentrates thereof	5.485	54.234	54.251	343.993
3507900000	Oth enzymes; prepared enzymes nes orinclud	212.679	3.556.037	1.198.809	18.971.037
3601000000	Propellent powders	49.511	136.229	881.169	2.674.222
3602000000	Prepared explosive, oth than propellentpowders	18.119	2.351.606	643.971	11.373.026
3603001000	Semi-fuses, elemented caps, signal tubes	181.911	695.320	2.575.861	10.316.323
3603002000	Safety fuses or detonating fuses	0	225.853	0	5.416.042
3603009000	Oth safety fuses, detonat fuses, percussion detonat caps,igniters,electric dtnt	209.934	2.196.044	4.159.917	24.889.738
3604100000	Firecrackers and other fireworks	898.964	6.098.075	928.587	5.880.318
3604901000	Distress signal equipment	4.414	51.800	31.168	86.926
3604909000	Oth signalling flares, rain rocket, forsignal & oth pyrotechnic articles	477	4.983	6.046	791.089
3605000000	Matches,oth than pyrotechnic article of36.04, in pack of >= 100 matches	248	171.310	1.497	144.634
3606100000	Liquid/liquified-gas fuel in containersused for filling or refilling <= 300 cm	13.900	296.015	20.866	328.461
3606901000	Solid or semi-solid fuels, solidifiedalcohol & oth similar prepared fuels	27.347	83.089	81.640	265.234
3606902000	Lighter flints	4.299	71.123	31.977	433.234
3606903000	Oth ferro-cerium & oth pyrophoric alloyin all forms	70	182.630	3.262	248.772
3606904000	Resin torches, firelighters & the like	554	10.822	4.657	61.369
3606909000	Oth articles of combustible material asspecified note 2 to this chapter.	23	93.893	714	270.448
3701100000	Photographic plates & film in the flatfor x-ray	61.882	658.177	987.131	8.826.073
3701200000	Instant print film	0	28.857	0	271.005
3701300000	Oth plates & film, with any side>255 mmspecially for printing industri	281.844	3.449.144	1.679.200	22.766.443
3701910000	Oth plates &film for color photogrhapy(polychrome)	1.827	186.704	4.823	441.533
3701990000	Oth plats &film photogrhap(polychrome)specially manuf for printing indust	5.808	82.474	141.040	424.161
3702100000	Film for x-ray	569	26.191	1.620	1.192.691
3702310000	Oth film,without perforat,of width notexceed 105 mm for photograp(polychrome)	0	1.754	0	96.001
3702324000	Instant print film in bands of width >=16 mm & length >=120m	1.600	21.887	9.000	55.041
3702329000	Oth film with silver halide emulsi,of a width < 105 mm	1	2.115	7	8.423
3702393000	Oth infra red transparent film,of a width < 105 mm	4.585	8.751	38.683	66.096
3702395000	Oth film, without perforat, of a width <105 mm special prep for medical serv	0	37.747	0	81.726
3702399000	Oth film without perforations of awidth < 105 mm	4	10.588	55	16.847
3702419000	Film for use oth than in medical,surgical,dental or veterinary sciences	4.880	62.757	59.701	2.168.409
3702424000	Film oth than for color photogr',width>610mm, length >200m, prep for	0	21.762	0	27.742
3702429000	Film oth than for color photogr',width> 610mm, length >200m	27	2.862	139	13.465
3702433000	Infra red transparent film, width >610 mm, length < 200 m	0	29.947	0	357.592
3702435000	Film, width > 610mm, length < 200mspecially prepared for medical service	4.876	46.224	65.251	744.503
3702439000	Oth film of width > 610 mm & length <120 m	955	44.690	8.869	335.737
3702443000	Infra red transparent film, 105mm< width < 610mm	0	29.127	0	373.643

**I.3. IMPOR MENURUT KOMODITI / IMPORT BY HS COMMODITY**  
**\*\*\* NOPEMBER / NOVEMBER 2008 \*\*\***

H S	Uraian Komoditi Commodity Description	Berat Bersih / Net Weight (Kg)		Nilai / Value C.I.F (US\$)	
		Bulan ini Current Month	Kumulatif Cum.Jan. to date	Bulan ini Current Month	Kumulatif Cum.Jan. to date
3702445000	Film, 105mm< width<610mm, specially prepared for medical service	9.515	83.684	147.040	1.051.992
3702449000	Oth film, 105mm < width < 610 mm & length < 120m	4.279	60.763	37.170	458.483
3702519000	Oth film for color photo width < 6mm, length < 14 m	0	70	0	333
3702522000	Film for color photo width<6mm, length>14 m, for cinematography	0	749	0	63.149
3702529000	Film for color photo width<16mm, length > 14 m	0	9	0	2.163
3702539000	Oth film for color photo 16mm< width<35mm, length<30m for slides color photo	8	8	41	41
3702549000	Oth film for color photo 16mm< width<35mm, length<30m, oth than for slides	3.662	53.859	9.450	142.095
3702552000	Film for color photo 16mm< width<35mm, length<30m, for cinematography	0	4.153	0	261.079
3702559000	Oth film 16mm< width<35mm, length> 30m for color photography	0	99.530	0	2.943.329
3702565000	Film width>35mm, for color photograph specially prepared for medical service	0	75	0	2.610
3702569000	Oth film width> 35mm, for color photography	0	5.340	0	34.826
3702914000	Infra red transparent film oth than color photog width < 16mm	0	1	0	203
3702919000	Oth film oth than for color photo width < 16mm	0	210	0	7.425
3702939000	Oth film oth than for color photo 16mm< width<35mm, length<30m	0	5.139	0	45.185
3702949000	Oth film 16mm< width<35mm, length<30m, oth than for color photography	0	8.835	0	13.678
3702952000	Film oth than for color photo width >35 mm for cinematography	0	29	0	89
3702956000	Film oth than for color photo width >35 mm prepared for medical service	0	12.023	0	62.411
3702959000	Oth film oth than for color photography	690	19.386	26.387	125.722
3703100000	Photographic paper, paperboard & textil, unexposed, rolls, width of 610-1000mm	0	139.040	0	205.928
3703200000	Oth photograph paper, sensitiv, unexposed for color photography	40.559	1.231.290	109.383	5.229.542
3703900000	Oth photograph paper, paperboard & textsensitized, unexposed.	136.569	1.193.339	385.399	2.953.921
3704001000	Plate & film for x-ray, unexposed but not developed	106	164.038	21.258	598.396
3704009000	Oth photograph plates, film, paper, paper-board & textiles, expos but not developed	5.948	457.826	18.803	955.406
3705100000	Photograph plates & film, exposed & developed, for offset reproduc	4.062	145.837	5.726	163.113
3705901000	Photograph plates & film, exposed & developed, for x-ray	0	310	0	16.547
3705902000	Microfilms, exposed and developed	9	4.416	49	2.724
3705909000	Oth photograph plates & film, expos & developed, oth than cinematographic film	1.433	56.148	7.870	254.854
3706101000	Newsreels, travelogues, technical & scientific film exposed & developed, width >= 35r	1.893	32.643	139.873	2.390.890
3706109000	Oth cinematograph film, expos & developed of a width >= 35 mm	162	19.357	2.918	982.689
3706909000	Oth cinematographic film, expos & developed with or not incorporating soundtrack	0	3.501	0	49.049
3707100000	Sensitising emulsion, for photo use (other than varnishes, glues, adhesives), retail	46	140.662	150	714.757
3707901000	Flashlight materials, unmix prod for photog uses, put up in measur portions	0	3.144	0	106.039
3707909000	Oth chemical prep for photographic uses, put in measur portions, ready for use	360.511	4.647.628	1.469.879	18.605.154
3801100000	Artificial graphite, in the form of paste blocks, plates or oth semimanufact	105.113	701.088	442.141	3.135.013
3801200000	Colloidal/semi-colloidal graphite, in pastes, blocks, plates or oth semimanufac	0	518.005	0	957.053
3801300000	Carbonaceous pastes for electrodes & similar paste & for furnace linings	1.027.272	8.990.403	1.114.762	8.567.355
3801900000	Oth artificial graphite: colloidal or semigraphite, pastes, blocks or plates	208.885	736.269	1.682.832	3.691.560
3802100000	Activated carbon, including spent animal black	209.586	3.265.383	390.214	5.667.743
3802901000	Activated bauxite, including spent animal black	0	1.084.198	0	489.252
3802902000	Activated clays & activated earth, incl spent animal black	0	329.794	0	203.121
3802909000	Oth activated natural mineral prod, animal black include spent animal black	581.769	8.103.601	281.116	4.255.915
3803000000	Tall oil, whether or not refined.	511	344.816	1.314	658.261
3804001000	Concentrated sulphite lye	10.175	763.625	14.677	845.410
3804009000	Oth residual lyes from woodpulp with or without concentrat, desugar or chemical treat	369.699	6.624.037	345.698	9.567.117
3805100000	Gum, wood or sulphate turpentine oils	12.952	548.336	18.242	911.489
3805900000	Oth terpenic oil produced by the distillat of coniferous wood & oth crude paracy	183.758	1.449.906	353.990	2.517.518
3806100000	Rosin & resin acids	21.836	2.052.650	60.844	2.956.885
3806200000	Salt of rosin, of resin acid, of drv or resin acid, oth than salt of rosin addit	740	26.473	6.547	100.618
3806301000	Ester gums - in blocks	0	502	0	5.763
3806309000	Ester gums - in oth forms	121.640	1.593.998	321.170	3.869.712
3806901000	Run gums in blocks	11.947	11.951	56.569	56.619
3806909000	Oth derivatives rosin & resin acid thereof	223.952	2.908.501	329.898	4.227.597
3807000000	Wood creosote	16.292	455.195	23.959	588.203
3808501100	Intermediate preparations for the manufacture of insecticides, subhd note 1	17.880	1.098.873	255.348	9.198.776
3808501200	Insecticides in the form of mosquito coils/mosquito coil powder, subhd note 1	0	22.508	0	37.938
3808501300	Insecticides in aerosol containers subhd note 1	18.640	18.868	59.200	66.947
3808501900	Insecticides, in oth form, subhd note 1	157.775	4.523.881	1.111.906	18.585.868
3808502000	Fungicides, subhd note 1	279.336	4.195.890	950.710	16.040.573
3808503000	Herbicides, anti-sprouting products and plant-growth regulators, subhd note 1	315.398	6.394.986	956.138	18.107.039
3808504000	Disinfectants, subhd note 1	25.539	274.694	164.335	1.173.681
3808509100	Wood preserv, being prep oth than surface coat, cont insect/fungi subhd note 1	0	16.300	0	67.787
3808509900	Oth disinfect, smilar product, put up in form/pack for retail sale, subhd 1	116	170.362	30.138	1.111.887
3808911000	Intermediate preparation for the manufacture of insecticides, not subhd note 1	21.399	429.500	944.579	11.718.364
3808912000	Insecticide in the form of mosquito coil/mosquito coil powder, not subhd note 1	0	100.815	0	179.932
3808913000	Insecticides in aerosol containers, not subhd note 1	0	3	0	136
3808919000	Insecticides, in oth form, not subhd note 1	105.914	2.706.156	1.241.821	15.742.783
3808920000	Fungicides, not subhd note 1	418.671	3.213.489	2.471.027	16.964.977
3808930000	Herbicides, anti-sprouting products and plant-growth regulator, not subhd note 1	583.855	11.281.375	1.341.563	38.305.726
3808940000	Disinfectants, not subhd note 1	37.950	297.400	191.036	1.398.560
3808991000	Wood preserv, being prep oth than surface coat, cont insect/fungi not subhd note	6.121	21.085	52.149	146.730
3808999000	Oth disinfect, smilar product, put up in form/pack for retail sale, not subhd note 1	12.437	239.132	76.348	1.735.378
3809100000	Oth finish agent, dye carriers to accelerate with a basis of amylaceous substances	279.809	4.744.247	291.926	4.464.727
3809910000	Oth finish agent, dye carriers to accelerate used in the textile or like indust	1.232.418	16.510.148	2.616.268	38.259.486

**I.3. IMPOR MENURUT KOMODITI / IMPORT BY HS COMMODITY**  
**\*\*\* NOPEMBER / NOVEMBER 2008 \*\*\***

H S	Uraian Komoditi Commodity Description	Berat Bersih / Net Weight (Kg)		Nilai / Value C.I.F (US\$)	
		Bulan ini Current Month	Kumulatif Cum.Jan. to date	Bulan ini Current Month	Kumulatif Cum.Jan. to date
3809920000	Oth finish agent,dye carriers to accelekind used in the paper or like indust	1.028.479	15.802.127	2.607.134	38.636.897
3809930000	Oth finish agent,dye carriers to accelekind used in the leather or like indust	117.058	3.446.483	307.260	9.399.964
3810100000	Pickling prep for metal surfac,soldering, brazing, welding powders	394.638	10.290.334	1.210.730	25.292.241
3810900000	Other prep of a kind used as cores orcoating for weld electrodes or rods	899.581	8.083.329	1.610.726	20.460.477
3811110000	Anti-knock preparation, based on leadbased on lead compound	1.134	49.790	2.337	178.347
3811190000	Oth anti-knock preparations	83.974	983.134	498.088	4.129.996
3811211000	Additive for lubricat oils,cont petroloil & oil obtain from bitumin,retail	19.554	331.587	51.293	1.012.324
3811219000	Additive for lubricat oils,cont petroloil & oil obtain from bitumin,not retail	7.836.549	38.692.619	19.446.000	103.242.124
3811290000	Oth additive for lubricat oils,contpetrol oil & oil obtain from otmn minera	133.286	4.303.884	438.601	9.498.765
3811901000	Anti knock prep., rust preventativ& corrosion inhibitors	127.740	1.720.036	504.723	7.382.903
3811909000	Oth anti-knock prep.,for mineral oilliquid used as mineral oils	485.847	4.204.372	1.595.768	15.429.060
3812100000	Prepared rubber accelerators	695.640	10.830.334	2.202.365	32.530.757
3812200000	Compound plasticisers for rubber orplastics	322.911	8.529.161	1.084.704	14.891.955
3812301000	White carbon	104.850	1.694.868	125.012	2.709.347
3812309000	Oth anti oxidising prep & oth compoundstabilisers for rubber or plastics	944.001	17.591.499	3.429.270	54.241.041
3813000000	Prep. & charge for fire-extinguishercharged fire-extinguishing grenades	121.950	2.024.791	196.406	4.260.911
3814000000	Organic composite solvents & thinners,prepared paint or varnish removers	407.029	8.679.332	1.199.221	21.856.397
3815110000	Supported catalyst,with nickel/nickelcompounds as the active substance	107.258	562.626	936.736	7.761.660
3815120000	Supported catalyst, with precious metalcompounds as the active substance	38.812	348.899	651.880	23.267.870
3815190000	Oth supported catalysts	415.334	2.589.991	1.994.058	23.582.204
3815900000	Oth reaction initiators,reaction accelerators catalytic prep,nes or incld	1.305.475	14.965.413	3.421.674	50.322.665
3816001000	Refractory cements, mortars, concretes	1.804.165	26.675.006	1.233.794	14.314.202
3816009000	Oth refractory cements, mortars, concret	688.031	19.241.845	659.362	12.570.989
3817000000	Mixed alkylbenzenes & mixed alkylnaphthalanes oth than head 2707 or 2902	988.940	41.604.453	2.407.197	81.411.517
3818000000	Wafers/discs with silicon content	23.727	469.658	452.057	5.790.016
3819000000	Hyd brake fluids&oth for hyd trmsmsionwhether or not cont<70% weight of petrfr	387.029	5.263.152	692.229	10.454.544
3820000000	Anti-freezing preparations & preparedand prepared de-icing fluids	27.377	735.552	149.722	1.672.140
3821001000	Prepared culture media for development	2.836	108.628	166.753	2.189.037
3821009000	Oth prepared culture media fordevelopment	35.059	270.036	336.081	2.060.996
3822001000	Plate,sheet,film, foil&strip of plasticimpreghtd/coated with diag. reagents	9.628	120.291	464.621	5.723.455
3822002000	Paperboard,cellulose wadding&web fibreimpreghtd/coated with diag. reagents	9.645	83.582	231.344	2.158.117
3822003000	Sterilisation indicator strips & tapesoth thn heading 3002 or 3006	115	6.657	4.533	71.227
3822009000	Oth diagnostic/lab reagents & preparedwhether or not head 30.02 or 30.06	177.190	1.644.179	2.891.723	28.521.128
3823110000	Stearic acids	279.526	2.765.562	320.956	3.555.529
3823120000	Oleic acids	0	503.562	0	856.617
3823130000	Tall oils fatty acids	56.351	3.547.486	87.941	4.890.078
3823191000	Acids oil from refining	3.626	122.574	33.211	277.659
3823199000	Oth industrial monocarboxylic fatty acid	192.358	4.658.181	395.412	10.106.973
3823701000	Industry fatty alcohols in the formof wax	0	28.331	0	56.777
3823709000	Oth industry fatty alcohols in the formof wax	1.660.254	10.045.897	2.919.454	19.043.836
3824100000	Prepared binders for foundry mouldsor core	181.481	2.505.117	446.637	4.883.393
3824300000	Non-agglomerated metal carbides mixedtogether with metallic binders	818	6.155	5.367	179.915
3824400000	Prepared additives for cements, mortarsor concretes	1.459.434	15.166.890	3.995.178	33.036.023
3824500000	Non-refractory mortars & concretes	249.236	536.268	157.633	835.135
3824600000	Sorbitol oth than that ofsubheading 2905.44	38.571	448.370	65.111	442.620
3824720000	Mix cont halogenated, drv methane,ethanecont bromochlorodi(tri)fluoromethane	0	6.042	0	63.458
3824750000	Mix cont halogenated, drv methane,ethanecontaining carbon tetrachloride	0	3.674	0	5.058
3824760000	Mix cont halogenated, drv methane,ethanecont 1,1,1-3-chloroethan(methyl chlfr	0	1.715	0	15.825
3824780000	Mix cont halogenated, drv methane,ethanecont PFC or HCFC but not CFC or HC	0	59.191	0	103.350
3824790000	Other mix cont halogenated, drv methane,ethane	305.213	2.282.333	528.030	6.238.949
3824810000	Mix & preparation containing oxirane(ethylene oxide)	0	8.911	0	34.037
3824820000	Mix & preparation containing pbbs, PCBs, PCTs	0	21	0	1.266
3824830000	Mixtures & preparation containingtris(2,3-dibromopropyl) phosphat	0	357	0	3.512
3824901000	Ink removers,Stencil correctors&oth,corrector fluids in package	15.684	1.036.310	90.771	3.718.948
3824902000	Mixtures of chemical, of a kind used inmanufactured of foodstuff	154.781	314.161	477.034	998.408
3824903000	Copying pastes with a basis of gelatinpresented in bulk/ready to use	1.433	110.653	17.795	399.780
3824904000	Composite inorganic solvents	24.917	2.241.023	171.809	1.594.048
3824905000	Acetone oil	6.851	21.217	33.828	282.684
3824906000	Preparations/mixtures cont monosodiumglutamate	19.800	192.006	24.984	948.571
3824909000	Oth prods & preparations cont cfc-11,12,115, and halon	3.122.424	57.203.940	9.610.641	144.717.100
3825200000	Sewage sludge	0	1.858	0	37.380
3825410000	Waste organic solvents halogenated	0	1.260	0	32.772
3825690000	Oth wastes from chemical/allied industoth than cont.organic constituent	0	50	0	72
3825900000	Oth residual prods of the chemical/allied industry	10.343	71.086	159.538	724.141
3901103000	Polyethylene < 0,94 in liquids orpastes	273.290	1.325.237	233.715	2.558.822
3901109010	Polymers of ethylene, in granule form	9.108.716	143.370.373	12.459.046	241.167.265
3901109090	Polymers of ethylene other form	2.167.620	29.831.469	3.205.126	50.529.755
3901200000	Polyethylene having a specific gravity0.94 or more	7.415.183	101.963.883	9.212.516	166.155.903
3901303000	Ethylene-vinyl acetate copolymersin liquid or pastes	480.503	11.761.126	648.330	14.861.729
3901309000	Ethylene-vinyl acetate copolymersin other form	1.279.054	24.754.650	2.977.725	52.439.917
3901903000	Oth polymers of ethylene in liquidor pastes	57.865	788.905	132.322	1.580.446
3901909000	Oth polymers of ethylene in other form	4.369.378	91.070.228	6.070.632	128.270.291
3902101000	Polypropylene in powder form	175.386	5.965.064	157.165	9.661.852



**I.3. IMPOR MENURUT KOMODITI / IMPORT BY HS COMMODITY**  
**\*\*\* NOPEMBER / NOVEMBER 2008 \*\*\***

H S	Uraian Komoditi Commodity Description	Berat Bersih / Net Weight (Kg)		Nilai / Value C.I.F (US\$)	
		Bulan ini	Kumulatif	Bulan ini	Kumulatif
		Current Month	Cum.Jan. to date	Current Month	Cum.Jan. to date
3902102000	Polypropylene in granule form	17.022.442	204.217.842	23.323.444	339.515.705
3902109000	Polypropylene in other form	2.265.576	25.887.363	3.192.599	36.167.985
3902203000	Polysobutylene liquids/pastes	53.178	554.714	159.808	1.940.266
3902209000	Polysobutylene in oth forms	172.986	2.253.451	380.216	4.359.421
3902303000	Propylene copolymers in liquidor pastes	83.188	795.276	114.995	1.274.405
3902309010	Propylene copolymers in granule form	7.850.978	129.295.309	12.540.644	207.172.455
3902309090	Propylene copolymers in other form	597.519	10.479.369	920.516	16.293.044
3902903000	Oth polymers of propylene in liquidor pastes	32.671	190.283	30.323	405.226
3902909000	Oth polymers of propylene in other form	341.839	12.556.867	1.133.868	27.205.475
3903110000	Expansible polymers of styrene	752.626	19.019.890	1.280.535	33.195.802
3903190000	Other polymers of styrene	2.296.700	42.198.770	3.498.091	73.145.029
3903203000	Styrene-acrylonitrile (SAN) copolymersin aquaeous dispersion	17.499	941.308	30.276	1.295.985
3903209000	Oth styrene-acrylonitrile (SAN)copolymers	263.428	4.808.009	670.343	10.140.694
3903303000	Acrylonitrile-butadiene-styrene (ABS)copolymers in aquaeons dispersion	228.059	1.263.801	639.977	3.162.904
3903309000	Acrylonitrile-butadiene-styrenecopolymers in other form	3.672.738	60.917.417	8.619.865	128.696.754
3903903000	Oth polymers of styrenein aquaeons dispersion	204.851	1.528.402	315.879	2.276.318
3903909000	Oth polymers of styrenein other form	143.849	2.423.730	362.598	5.639.806
3904101000	PVC homopolymers, suspension tytenot mixed with oth substances	338.701	4.443.463	114.649	2.010.713
3904109000	PVC in other form	2.542.537	32.637.022	3.066.233	52.580.966
3904210000	Oth poly(vinyl chloride) non plasticised	99.997	1.248.632	113.114	1.082.632
3904220000	Oth poly(vinyl chloride) plasticised	681.558	6.022.952	934.201	9.147.847
3904300000	Vinyl chloride-vinyl acetate copolymers	77.553	1.653.321	278.834	4.638.812
3904400000	Other vinyl chloride copolymers	34.301	1.017.183	144.979	3.332.174
3904504000	Vinylidene chloride polymr in dispersion	0	6.866	0	15.812
3904509000	Vinylidene chloride polymersin other form	156.000	2.137.873	360.706	3.799.458
3904610000	Fluoro-polymerspolytetrafluoroethylene	17.761	231.486	120.155	1.367.956
3904693000	Fluoro-polymers polytetrafluoroethylenedispersions	0	14.081	0	88.382
3904699000	Oth fluoro-polymers in other form	5.875	86.164	46.307	1.053.161
3904903000	Oth fluoro-polymer polytetrafluoroethyldispersions	0	1.475	0	29.777
3904909000	Oth polymers vinyl chloride in oth forms	48.253	505.215	126.313	1.314.327
3905120000	Poly(vinyl acetate) in aqueousdispersions	6.717	1.183.745	14.393	1.554.515
3905190000	Other poly(vinyl acetate)	71.517	2.822.520	208.114	5.445.385
3905210000	Vinyl acetate copolymers in aqueousdispersions	136.441	3.638.419	161.650	3.805.697
3905290000	Other vinyl acetate copolymers	549	813.795	5.470	1.919.523
3905301000	Poly (vinyl alcohol) in aqueousdispersions	15.840	1.548.941	10.930	2.048.786
3905309000	Poly (vinyl alcohol)in other form	866.092	17.763.472	3.152.000	50.743.966
3905910000	Copolymers of vinyl acetate or of othervinylester	20.766	742.121	158.141	3.413.426
3905990000	Oth polymer of vinyl acetate/oth vinylesters;oth vinyl polymers; primary form	35.517	698.151	323.153	5.534.163
3906101000	Poly(methyl methacrylate) in aquaeousdispersions	863	495.849	11.108	1.430.608
3906109000	Oth poly(methyl methacrylate)in other form	388.535	5.964.575	1.007.852	13.925.939
3906901100	Oth acrylic copolymers in aquaeousdispersions	251.506	4.661.857	445.858	8.815.319
3906901900	Oth acrylic copolymers in other forms	421.367	7.340.896	1.203.694	17.200.018
3906909100	Oth acrylic polymers in aquaeousdispersions	456.450	6.378.242	716.301	8.486.674
3906909900	Oth acrylic polymers in other forms	1.885.730	23.807.637	5.217.322	66.064.822
3907100000	Polyacetals	497.473	9.030.389	1.348.493	22.015.163
3907200000	Other polyethers	1.628.587	35.802.571	3.893.345	74.273.905
3907302000	Epoxide resins based powder coating	25.342	840.133	156.991	3.829.481
3907303000	Epoxide resins in liquids/pastes	513.648	8.288.362	2.199.595	33.368.991
3907309000	Epoxide resins in oth form	717.187	13.489.371	2.864.391	47.783.863
3907400000	Polycarbonates	1.826.648	28.944.385	5.094.301	80.714.856
3907500000	Alkyd resins	94.227	1.449.588	254.604	2.981.986
3907601000	Poly(ethylene terephthalate) in aqueousdispersions	6.689	154.217	25.809	229.134
3907609000	Poly(ethylene terephthalate) in oth form	4.504.905	60.627.179	6.249.185	91.014.711
3907700000	Poly(lactic acid)	0	76.579	0	191.259
3907912000	Oth polyesters unsaturated in chip form	290.751	477.037	479.299	978.564
3907919000	Oth polyesters unsaturated in oth form	365.818	3.616.587	726.965	7.654.017
3907994000	Oth polyester satureted based powdercoating	31.153	295.354	92.286	1.063.936
3907999000	Oth polyesters saturated in oth form	811.946	31.507.902	1.960.532	56.431.245
3908101000	Polyamides in primary forms, polyamide-6	3.381.505	48.153.644	9.828.138	137.677.547
3908109000	Oth polymde-6,-11,-12,-6,6,-6,9,-6,10	887.182	10.078.724	2.491.361	29.934.764
3908900000	Other polyamides	117.842	3.866.534	425.301	12.444.486
3909101000	Urea resins, thiourea resin in mouldingcompound	147.556	1.854.391	299.286	3.848.559
3909109000	Other urea resins	283.850	4.902.084	436.224	7.150.545
3909201000	Melamine resins in moulding compound	420.058	3.982.318	866.377	9.816.413
3909209000	Other melamine resins	259.228	2.648.797	374.869	5.288.698
3909301000	Oth amino-resins in moulding compound	76.844	1.216.873	155.210	1.862.825
3909309000	Oth amino-resins, oth thn mouldingcompound	241.933	4.138.805	645.563	9.920.443
3909401000	Phenolic resins in moulding compound	12.627	240.067	58.738	853.442
3909409000	Other phenolic resins	748.005	14.173.990	1.763.441	26.032.428
3909500000	Polyurethanes	1.534.616	19.677.629	5.528.521	61.204.447
3910002000	Silicones in dispersions or in the formof solutions	501.281	6.145.255	2.049.515	22.732.730
3910009000	Silicones in oth forms	481.870	6.427.375	3.729.979	30.980.316
3911101000	Petroleum,coumarone,indene/coumaroneinde in liquid or pastes	35.839	1.140.531	177.506	2.275.021

**I.3. IMPOR MENURUT KOMODITI / IMPORT BY HS COMMODITY**  
**\*\*\* NOPEMBER / NOVEMBER 2008 \*\*\***

H S	Uraian Komoditi Commodity Description	Berat Bersih / Net Weight (Kg)		Nilai / Value C.I.F (US\$)	
		Bulan ini	Kumulatif	Bulan ini	Kumulatif
		Current Month	Cum.Jan. to date	Current Month	Cum.Jan. to date
3911109000	Petroleum, coumarone, indene/coumaroneindene in oth form	1.061.162	13.773.910	2.304.031	28.417.690
3911900000	Oth petroleum, coumarone, indene/coumaroneindene in oth form	812.612	13.429.350	2.202.356	34.947.189
3912110000	Cellulose acetates non-plasticised	12.270	76.490	31.500	135.760
3912120000	Cellulose acetates plasticised	202	27.417	4.116	175.995
3912201100	Water-based semi-finished nitrocellulosecellulose nitrates non plasticised	0	16.034	0	52.594
3912201900	Oth cellulose nitrates non plasticised	369.008	4.368.992	862.218	9.841.401
3912202000	Cellulose nitrates plasticised	0	434.699	0	989.952
3912310000	Carboxymethylcellulose & its salts	540.008	6.051.765	1.697.252	17.007.585
3912390000	Oth cellulose ethers	165.020	2.833.784	1.109.279	17.360.667
3912902010	Regenerated cellulose	11.000	184.632	41.800	603.301
3912902090	Other regenerated cellulose	128.858	1.266.062	687.640	6.469.373
3912909000	Oth cellulose in oth form	173.490	1.995.830	1.126.991	8.749.630
3913100000	Alginic acid, its salts & esters	103.282	1.474.408	555.607	8.366.388
3913900000	Oth natural polymers & its modified, inprimary form	205.999	2.649.380	834.684	11.970.739
3914001000	Ion-exchangers based on plymrs of headof a kind used	157.658	1.687.484	306.263	3.346.493
3914009000	Oth ion-exchangers based on plymrs ofhead of a kind used	150.223	2.086.934	551.947	8.233.188
3915100000	Waste, parings & scrap, of polymers ofethylene	0	18.178	0	78.054
3915200000	Waste, parings & scrap, of polymers ofstyrene	0	564	0	13.132
3915300000	Waste, parings & scrap, of polymers ofpolymers of vinyl chloride	0	469	0	1.067
3915901000	Waste, parings & scrap, of copolymers ofvinyl acetate	0	54	0	300
3915909000	Waste, parings & scrap, of other plastic	333.621	8.264.691	30.999	999.843
3916101000	Monofilament of polymers of ethylenechloride	8.036	139.232	112.332	1.028.283
3916102000	Monofilament of polymers of ethylenorods, sticks and profile shapes	2.368	213.240	17.952	563.691
3916201000	Monofilament of polymers of vinylchloride	28.025	354.368	92.719	913.718
3916202000	Monofilament of polymers of vinylrods, sticks and profile shapes	77.510	981.663	142.835	2.518.238
3916904000	Monofilament of other plasticsof hardened proteins	1.851	44.977	18.575	111.900
3916909000	Oth monofilament of other plastics	103.811	1.580.871	570.617	8.122.404
3917101000	Artificial guts (sausage casings) ofhardened proteins	3.848	46.509	109.714	1.126.632
3917109000	Artificial guts (sausage casings) ofcellulosic materials	63.967	728.483	591.824	6.479.773
3917210000	Tube,pipe,hose,fitting therefor ofplastic of polymers of ethylene	158.125	860.795	332.039	2.078.731
3917220000	Tube,pipe,hose,fitting therefor ofplastic of polymers of propylene	11.069	242.945	54.283	1.264.915
3917230000	Tube,pipe,hose,fitting therefor ofplastic of polymers of vinyl chloride	97.250	2.917.084	249.550	3.665.333
3917290000	Tube,pipe,hose,fitting therefor ofplastic of other plastics	280.828	5.305.608	997.618	17.504.281
3917310000	Flexible tubes, pipes and hoses havea minimum burst pressure of 27.6 mpa	24.512	1.350.413	120.601	4.198.977
3917321000	Sausage & ham casings, without fittingsof plastics	8.986	54.958	131.406	344.935
3917329000	Oth unflexible tubes, pipes & hoses, notreinforced, without fittings	105.871	2.131.512	423.712	4.074.432
3917330000	Oth, not reinforced/otherwise combinedwith oth materials/fittings of 3917.30	1.699	71.778	5.968	290.795
3917390000	Oth tubes, pipes and hoses	287.525	3.180.347	456.781	7.121.558
3917400000	Fittings of plastics	242.404	2.843.574	664.404	10.101.543
3918101100	Tiles of polymers of vinyl chloride	17.159	336.512	14.871	373.467
3918101900	Oth floor covering of polymers of vinylchloride	1.465.941	25.206.321	720.756	11.447.623
3918109000	Wall or ceiling coverings of polymers ofvinyl chloride	714.685	10.330.892	348.551	5.347.070
3918901100	Tiles, of polyethylene	51.344	888.224	175.691	2.427.718
3918901300	Oth floor coverings of polyethylene	148.513	2.303.904	260.654	3.639.650
3918901900	Oth floor coverings of oth plastics	48.481	1.010.669	56.792	1.148.713
3918909100	Wall or ceiling covering of polyethylene	111.183	3.671.805	191.418	4.171.617
3918909900	Wall or ceiling coverings of oth plastic	100.322	1.320.002	143.161	2.307.313
3919101000	Tape in roll,width=<20cm,of polymers of vinyl chloride	73.327	1.322.269	556.545	4.564.779
3919102100	Tape in roll,width=<20cm,of polyethyleneused in mnfctre of telephonc/elect wire	21.045	743.898	211.046	3.001.213
3919102900	Tape in roll,width=<20cm,of polyethyleneused for other	247.924	3.009.783	825.870	12.438.357
3919109000	Oth self-adhesive plate, sheet,fil, inroll, width =<20 cm, of oth plastics	444.699	5.672.718	2.228.970	25.261.751
3919901000	Oth self-adhesive plates, sheets, film,foil, tape of polymers of vinyl chloride	127.432	2.396.164	478.348	6.863.336
3919909000	Oth self-adhesive plates, sheets, film,foil, tape, strip of plastics	991.440	17.415.719	4.071.250	49.684.102
3920100000	Oth tape of polymer of ethylene,not formfg of telephonic/electric wire	1.595.252	23.590.948	3.495.824	54.565.715
3920200010	Bopp film, of polymers of propylene	2.080.399	34.754.791	4.464.320	74.541.356
3920200090	Oth tape of polymer of propyleneused as an adhesive by melting	883.397	8.836.526	2.430.120	19.989.374
3920301000	Polymers of styrene used as an adhesiveby melting	19.811	516.511	40.043	912.228
3920309000	Polymers of styrene not used asan adhesive by melting	63.336	1.200.835	163.310	2.403.764
3920430000	PVC tape weight >6% of plasticiser usedot than mfg of telephonic/electric wire	257.139	4.768.092	780.206	11.841.284
3920490000	Other of polymers of vinyl chloride	711.766	6.474.932	1.611.242	14.267.674
3920510000	Oth plate,sheet,film,foilorstrip of acrypolymers of methyl methacrylate	302	1.719	4.421	19.326
3920590000	Oth plates,sheets,film,foil & strip othacrylic polimer of methyl methacrylate	22.684	476.321	99.839	4.952.329
3920610000	Film, of polycarbonates	98.541	3.637.313	385.840	6.180.029
3920621000	Film, of poly(ethylene terephthalate)used as an adhesive by melting	441.781	5.363.997	1.285.203	14.985.101
3920629000	Oth plate,sheet,foil & strip of poly-(ethylene terephthalate)	51.520	1.212.970	199.011	3.682.413
3920630000	Tapes, of unsaturated polyesters,	3.481	78.133	6.313	200.059
3920690000	Tapes, of oth polyesters, used as anadhesive by melting	683.141	6.761.521	1.892.747	19.721.008
3920711000	Cellophane film	4.296	95.916	15.360	314.839
3920712000	Viscose tear-off ribbon, foil	588	802.898	14.540	1.452.267
3920719000	Oth plate,sheet & strip of regeneratedcellulose usedoth than adhesive by melti	5	523.718	613	278.029
3920730000	Cellulose acetate, plasticized, usedas an adhesive by melting	0	3.319	0	47.022
3920790000	Plate,sheet,foil & strip of oth cellulosderivatives	1.617	3.400	3.565	48.090
3920911000	Film of poly(vinyl butyral),thickness0.38-0.76mm width <= 2m	88.768	1.805.623	425.923	9.522.728

**I.3. IMPOR MENURUT KOMODITI / IMPORT BY HS COMMODITY**  
**\*\*\* NOPEMBER / NOVEMBER 2008 \*\*\***

H S	Uraian Komoditi Commodity Description	Berat Bersih / Net Weight (Kg)		Nilai / Value C.I.F (US\$)	
		Bulan ini	Kumulatif	Bulan ini	Kumulatif
		Current Month	Cum.Jan. to date	Current Month	Cum.Jan. to date
3920919000	Oth film of poly(vinyl butyral,plate,	18.719	502.639	63.077	2.454.287
3920921000	Plate, sheet, foil & strip of nylon 6of polyamides	985	52.050	23.049	480.382
3920922000	Plate, sheet, foil & strip of polyamides, used as an adhesive by melting	0	6.559	0	52.930
3920929000	Plate, sheet, foil & strip of othpolyamides	3.641	260.966	25.337	1.117.156
3920931000	Plate, sheet, foil & strip of melamine, of amino-resins	3.100	16.541	20.250	112.718
3920939000	Oth plate, sheet, foil & strip of aminoused oth than an adhesive by melting	445	61.029	6.463	128.955
3920941000	Phenol formaldehyde (bakelite) sheets	96.614	570.137	204.748	1.432.695
3920949000	Oth plate, sheet, foil & strip of phenolicresins	4.444	35.846	11.251	168.546
3920990010	Corrugated sheets & plates, of otherplastics	2.400	179.984	4.723	685.697
3920990090	Oth plate, sheet, foil & strip of otherplastics	86.463	1.375.288	604.517	7.523.124
3921111000	Plates & sheets, cellular, of polymersof styrene	265.348	2.024.202	385.089	3.249.365
3921119000	Film, foil & oth strip, cellular, of oth than plate and sheet	12.611	457.998	87.331	1.349.888
3921120000	Tapes of PVC, in plates & sheets formused as mfg telepni/elect.wire	337.612	9.476.385	445.078	9.343.928
3921130000	Plates & sheets of polyurethanes	101.923	1.033.234	1.344.225	8.006.293
3921141000	Plates and sheets of regeneratedcellulose	346	137.055	1.836	442.716
3921149000	Film, foil & oth strip of regeneratedcellulose used in mfg telepnic/elect.wir	26.490	281.568	56.487	618.576
3921191000	Tapes in plate & sheet, of oth plastics	79.988	2.479.254	264.201	4.431.308
3921199000	Tapes in oth form, used in the oth thanmfg of telephonic/electric wire	451.603	10.580.756	577.769	13.311.803
3921902000	Plates & sheets, not cellular plateand sheet	255.618	2.132.772	407.209	4.491.296
3921909000	Film, foil & oth strip, not cellularoth than plate and sheet	591.182	8.287.424	1.822.039	20.745.279
3922100000	Baths, shower-baths, sinks & washbasins	140.856	1.254.128	553.178	3.683.375
3922201000	Lavatory covers of plastic	29.334	276.416	118.230	1.149.014
3922202000	Lavatory seats, of plastics	9.257	101.123	18.192	194.487
3922901100	Parts of flushing cisterns, of plastics	7.244	71.633	27.007	314.173
3922901900	Flushing water closets (lavatory pans)and urinals	1.079	77.702	15.602	633.852
3922909000	Similar sanitary ware, of plastics	112.073	1.984.856	332.078	3.535.237
3923100000	Boxes used for cinematographic films, tape and disks	868.381	10.251.431	3.450.849	33.912.370
3923211000	Aseptic bag of polymers of ethylene withaluminium foil in forcing material	75.385	542.810	271.820	2.395.236
3923219000	Oth sacks & bags, of polymers ofethylene	539.124	6.343.699	1.840.949	19.129.480
3923290000	Oth articles for the conveyance or packing of goods of oth plastics	444.514	7.717.867	2.042.516	25.835.288
3923301000	Toothpaste tubes container, of plastic	159	21.900	4.657	147.317
3923309000	Carboys, bottles, flasks & similararticle, not tootpaste tube container	486.680	6.341.092	2.286.597	26.473.603
3923400000	Spool, cop, bobbin & similar support	97.902	1.423.644	545.581	10.019.295
3923500000	Stoppers, lids, caps and other closures	728.299	5.071.034	3.148.020	25.411.491
3923900000	Oth articles for the conveyance/packinggoods of plastics	575.254	5.487.792	2.240.478	21.282.245
3924100000	Tableware & kitchenware	688.501	7.981.534	2.619.156	17.466.004
3924901000	Bed pans, urinals (portable type) & chamber pots	7.944	72.924	38.518	365.645
3924909000	Oth household & toilet articles, ofplastics	273.866	5.739.242	802.131	12.483.454
3925100000	Reservoirs, tanks, vats & similar contain.capacity <= 300l	46.149	550.800	139.687	1.597.775
3925200000	Doors, windows & their frames & threshold for doors	80.658	1.878.626	104.362	2.200.148
3925300000	Shutters, blinds (includ venetian blinds)and similar articles and parts	35.160	651.103	87.668	1.210.371
3925900000	Oth builders ware of plastics, not elsewhere specified	246.082	5.345.962	309.183	5.079.251
3926100000	Office or school supplies of plastics	118.705	2.344.429	528.852	5.614.265
3926206000	Articles of apparel used for protectionof plastics	14.448	252.964	48.056	1.808.543
3926209000	Oth articles of plastics, including belt	668.805	7.532.813	2.472.558	28.404.463
3926300000	Fittings for furniture, coachworkor the like	38.973	1.047.621	213.613	3.935.154
3926400000	Statuettes & othornamental articles	56.859	540.847	154.824	1.538.777
3926901000	Floats for fishing nets, of plastics	40.176	527.514	371.194	2.920.286
3926902000	Fan & handscreen, frame & handlethereof and parts	5.867	229.741	25.272	676.545
3926903200	Plastic moulds with denture prints	7	2.077	62	21.259
3926903900	Oth hygienic, medical & surgical	29.514	779.571	194.911	6.874.046
3926904100	Police shields, of plastics	0	379	0	11.252
3926904200	Protective mask & similar article forused in welding & similar works	18.227	191.243	138.347	1.314.744
3926904400	Life saving cushions for protection ofpersons falling from heght	270	31.549	8.678	132.781
3926904500	Reflected light nails, of plastics	1.383	25.984	3.915	159.242
3926904900	Oth safety & protective devices,	28.339	554.992	138.333	3.993.495
3926905300	Transmission or conveyor belts or beltin	52.113	307.320	521.480	2.496.070
3926905500	Plastic j-hooks & bunch blocks fordetonator	1.416	67.885	10.396	465.736
3926905900	Oth industrial articles, of plastics	421.726	5.264.799	2.042.999	35.383.450
3926906000	Nipple former, breastshell, nipple shield, hand expression funnel	0	24.568	0	268.433
3926907000	Corset busks & similar supports forarticles of appareo or clothing accessor	62.252	285.551	162.349	1.351.037
3926908000	Cards for jewelleryorsmall objects ofpersonal adomment	87.678	915.578	169.196	1.905.074
3926909000	Oth articles of plastics & othmaterial	2.517.165	31.485.800	9.911.780	144.300.934
4001101100	Natural rubber latex, cont ammonia >=0.5% catrige concentrate	129.054	5.234.559	237.931	11.048.299
4001101900	Natural rubber latex, cont ammonia >=0.5% processed by other methods	289.070	378.815	411.196	654.574
4001102100	Natural rubber latex, cont ammonia <0.5% centrifuge concentrate	84.440	106.440	119.280	194.632
4001102900	Natural rubber latex, cont ammonia <0.5% processed by other methods	1.152	1.223.207	6.978	3.625.502
4001211000	Natural rubber in smoked sheets, rss grade 1	0	21	0	1.319
4001213000	Natural rubber in smoked sheets, rss grade 3	114.160	2.517.514	34.248	755.257
4001214000	Natural rubber in smoked sheets, rss grade 4	0	438.963	0	1.436.937
4001219000	Natural rubber in oth forms	0	207.699	0	490.729
4001221000	Tsnr, standard indonesian rubberSIR 3 cv	0	74.573	0	220.099
4001222000	Tsnr, oth standard indonesianrubber	146.160	426.318	433.547	1.299.775

**I.3. IMPOR MENURUT KOMODITI / IMPORT BY HS COMMODITY**  
**\*\*\* NOPEMBER / NOVEMBER 2008 \*\*\***

H S	Uraian Komoditi Commodity Description	Berat Bersih / Net Weight (Kg)		Nilai / Value C.I.F (US\$)	
		Bulan ini	Kumulatif	Bulan ini	Kumulatif
		Current Month	Cum.Jan. to date	Current Month	Cum.Jan. to date
4001224000	Tsnr, specified singapore rubber	0	25.549	0	76.058
4001225000	Tsnr, thai tested rubber	0	131	0	8.400
4001229000	Oth tehnicly specified naturalrubber (TSNR)	25.635	166.282	75.111	585.956
4001291000	Air-dried sheet,oth natural rubberin other form	19.164	31.164	42.997	83.317
4001292000	Latex crepe	0	212	0	36
4001293000	Sole crepe	70	654	690	4.299
4001294000	Remilled crepe, including flat barkcrepe	0	196.822	0	550.390
4001295000	Oth crepe	0	104.095	0	375.360
4001299000	Oth natural rubber in oth forms	164	278.025	247	1.012.546
4001301100	Jelutong in primary form	0	80	0	103
4001301900	Jelutong in oth forms	0	70.783	0	135.907
4001309100	Oth balata,gutta-percha,guayule,chiclesimilar, in primary form	0	2.102	0	1.672
4001309900	Oth balata,gutta-percha,guayule,chiclesimilar, in other form	15.020	379.977	26.971	519.313
4002110000	Styrene-butadiene rubber (SBR), inlatex form	1.066.093	14.341.367	1.817.845	22.029.406
4002190000	Carboxylated styrene-butadine rubber(SBR) in other form	4.877.799	78.994.766	14.518.664	179.192.092
4002200000	Butadiene rubber (BR)	3.634.336	50.148.936	13.339.660	137.043.205
4002310000	Isobutene-isoprene (butyl) rubber (IIR)	483.914	11.398.072	1.792.778	44.594.548
4002390000	Halo isobutane-isoprene rubber(CIIR of BIIR)	362.982	5.105.351	1.719.541	19.235.954
4002410000	Chloroprene (chlorobutadiene) rubberin latex form	76.464	236.539	153.360	719.847
4002490000	Chloroprene (chlorobutadiene) rubberin other form	192.881	4.920.365	862.255	21.491.217
4002510000	Acrylonitrile-butadiene rubber (NBR),in latex form	114.253	3.994.817	157.008	5.882.448
4002590000	Acrylonitrile-butadiene rubber (NBR),in other form	455.006	5.544.887	1.213.409	12.841.974
4002601000	Isoprene rubber (IR) in primary forms	40.320	330.251	191.520	1.055.132
4002609000	Isoprene rubber (IR) in other forms	110.535	914.243	325.396	2.494.805
4002700000	Ethylene-propylene-non-conjugateddiene rubber (EPDM)	721.695	8.133.251	3.291.082	24.980.629
4002801000	Mixture of natural rubber latex withsyntetic rubber latex	1.560	3.191	14.220	47.027
4002809000	Oth mixture of natural rubber latex withsyntetic rubber latex	15.264	292.614	88.591	993.925
4002911000	Oth synthetic rubber latex & facticederived from oils of poly graft natural	61.121	1.407.401	168.943	2.373.115
4002919000	Oil synthetic rubber& factice derivedfrom oils of other latex	10.851	85.687	42.267	285.695
4002991000	Oth synthetic rubber & factice derivedfrom oils in oth form	44.533	189.543	158.613	753.521
4002999000	Oth synthetic rubber latex & facticederived from oils	171.113	1.827.051	524.863	6.102.059
4003000000	Reclaimed rubber in primary formsoar in plates, sheets or strips	1.992.105	12.842.467	817.610	5.679.938
4004000000	Waste,paring & scrap of rubber (othhard rubbers)	995.483	11.284.964	717.261	6.255.026
4005100000	Compounded rubber with carbon blacksilica, unvulcanised	208.885	3.004.520	919.604	13.610.793
4005200000	Compounded rubber with solutions,oth subheading 4005.10	33.113	1.030.742	41.115	1.481.695
4005910000	Compounded rubber,unvulcanised,inplates, sheets, & strip	344.562	4.557.278	829.887	10.793.983
4005990000	Compounded rubber,unvulcanised,inoth form	463.815	6.445.448	500.719	8.788.385
4006100000	"camel-back" strips for retreadingrubber tyres, unvulcanised	20.815	151.455	12.654	147.688
4006900000	Oth forms & articles of unvulcanisedrubbers	49.600	1.840.039	214.553	4.989.384
4007000000	Vulcanised rubber thread & cord.	133.722	1.988.134	561.515	5.355.182
4008110000	Plates, sheets, & strip of cellularrubber	189.919	1.808.202	328.018	5.522.931
4008190000	Oth forms of cellularrubber	67.953	637.023	130.417	1.120.528
4008210000	Plates, sheets & strip of non-cellularrubber	67.411	610.482	406.732	3.431.625
4008290000	Oth forms of non-cellular rubber	37.266	1.503.370	185.454	2.937.363
4009110000	Tube,pipe & hose, not reinforced/othermaterial without fitting	493.017	5.032.913	2.353.559	28.397.238
4009120000	Tube,pipe & hose, not reinforced/othermaterial with fitting	67.331	964.163	644.840	9.398.351
4009211000	Mining slurry suction & discharge hose,without fitting	0	1.395.255	0	3.735.397
4009219000	Oth tube,pipe & hose,reinforced withoht materials without fittings	110.082	1.594.842	1.326.341	13.885.485
4009221000	Mining slurry suction & discharge hose,with fittings	683	31.261	11.922	1.702.786
4009229000	Oth tube,pipe & hose,reinforced withoht materials with fitting	63.065	1.763.745	584.578	6.888.761
4009311000	Mining slurry suction & discharge hose,reinforced w textile, without fitting	984	2.068	22.607	42.643
4009319000	Oth tube,pipe & hose,reinforced withtextile, without fitting	113.651	967.143	469.177	6.509.469
4009321000	Mining slurry suction & discharge hose,reinforced w textile, with fitting	0	395	0	6.377
4009329000	Oth tube,pipe & hose,reinforced withtextile, with fitting	924	65.414	16.847	491.794
4009411000	Mining slurry suction & discharge hose,reinforced w oth materials, without fit	66.532	433.665	59.212	663.623
4009419000	Oth tube,pipe & hose,reinforced withoht material, without fitting	147.986	1.820.370	610.236	6.441.116
4009421000	Mining slurry suction & discharge hose,reinforced w oth materials, with fitting	43.111	102.661	328.565	873.814
4009429000	Oth tube,pipe & hose,reinforced withoht material, with fitting	285.126	4.537.590	4.713.436	43.535.589
4010111000	Conveyor belts/belting,reinforced withmetal, width > 20cm	395	200.296	7.958	1.168.183
4010190000	Conveyor belts/belting,reinforced withmetal, width <= 20cm	162.910	1.126.844	700.380	6.556.161
4010121000	Conveyor belts/belting,reinforced withtextile, width > 20cm	36.944	239.048	77.352	487.835
4010129000	Conveyor belts/belting,reinforced withtextile, width <= 20cm	173.872	2.327.855	778.145	7.830.694
4010191000	Oth conveyor belts/belting, reinforcedwith oth; width > 20cm	177.574	963.245	1.105.559	5.896.717
4010199000	Oth conveyor belts/belting, reinforcedwith oth; width <= 20cm	450.812	3.655.346	1.331.408	12.879.541
4010310000	V-belts,V-ribbed,60cm-outside circum ference<=120cm	24.590	299.467	245.389	3.339.692
4010320000	V-belts,oth than V-ribbed,60cm-outside circum ference<=120cm	5.125	73.434	65.178	254.626
4010330000	V-belts,V-ribbed,120cm<outside circum ference<=240cm	7.767	92.047	149.231	1.420.830
4010340000	V-belts,oth than V-ribbed,120cm<outside circum ference<=240cm	44	3.070	1.342	68.849
4010350000	Endless synchronous belt,60cm<outside circum ference<=150cm	105	32.926	4.439	281.769
4010360000	Endless synchronous belt,150cm<outside circum ference<=198cm	9	13	10	380
4010390000	Oth transmission belts/belting	249.215	1.753.986	2.066.437	17.725.622
4011100000	New pneumatic tyres,of rubber of a kindused on motor cars	813.649	9.715.021	2.712.538	28.654.166
4011201000	New pneumatic tyre,of rubber used onbuses/orries, width<450mm	1.441.331	17.146.186	3.183.405	29.449.839

I.3. IMPOR MENURUT KOMODITI / IMPORT BY HS COMMODITY

\*\*\* NOPEMBER / NOVEMBER 2008 \*\*\*

H S	Uraian Komoditi Commodity Description	Berat Bersih / Net Weight (Kg)		Nilai / Value C.I.F (US\$)	
		Bulan ini	Kumulatif	Bulan ini	Kumulatif
		Current Month	Cum.Jan. to date	Current Month	Cum.Jan. to date
4011209000	New pneumatic tyre,of rubber used onbuses/lorries, width>=450mm	574.576	10.885.682	2.579.162	34.718.819
4011300000	New pneumatic tyres,of rubber of akind used on aircraft	31.988	229.250	642.977	2.813.512
4011400000	New pneumatic tyres,of rubber of akind used on motorcycles	157.693	1.953.385	448.230	3.600.907
4011500000	New pneumatic tyres,of rubber of akind used on bicycles	68.799	1.962.491	123.584	2.024.294
4011610000	New pneumatic tyres,of rubber used onagricultural/forestry vehicles & machine	68.778	1.960.036	187.393	5.564.204
4011620000	New pneumatic tyres,of rubber, rimsize<61 cm,used on const/ind.vehicles mach.	46.187	428.067	165.652	1.429.969
4011630000	New pneumatic tyre,of rubber,rim size>=61cm, used on const/ind.vehicles mach	34.116	99.370	188.996	794.345
4011690000	New pneumatic tyre,of rubber,used for oth purpose	419.903	3.660.645	2.385.280	20.152.725
4011920000	Oth new pneumatic tyre,of rubber,usedon agricul./forestry vehicles mach.	67.524	1.346.843	195.053	3.617.570
4011930000	Oth new pneumatic tyre,of rubber,rimsize<61 cm,used on const/ind.vehicles mac	385.946	4.360.296	250.420	6.551.782
4011941000	Oth new pneumatic tyre,of rubber,rimsize>=61 cm, used on earth mov.mach.	30.724	162.112	99.392	245.051
4011949000	Oth new pneumatic tyre,of rubber,rimsize>=61 cm, used for oth. purposer	535.957	5.087.442	3.455.019	30.522.464
4011991000	Oth new pneumatic tyre,of rubber,used on vehicles of chap.87	1.953.833	22.172.743	12.231.334	134.265.801
4011992000	Oth new pneumatic tyre,of rubber,used on earth moving mach.	122.414	2.028.609	529.708	13.689.555
4011993000	Oth new pneumatic tyre,of rubber,used for oth, width>450mm	7.827	200.018	28.399	805.464
4011999000	Oth new pneumatic tyre,of rubber,used for oth, width<450mm	406.350	5.375.780	2.556.837	31.133.588
4012110000	Retreaded tyres,used on motor cars	0	1.791	0	14.528
4012129000	Retreaded tyres,used on buses/lorries,width>=450mm	21	1.781	230	6.481
4012130000	Retreaded tyres,used on aircraft	4.760	76.608	18.410	266.001
4012191000	Retreaded tyres,used on motorcycles	0	80.281	0	141.076
4012192000	Retreaded tyres,used on bicycles	35	1.156	106	1.559
4012199000	Retreaded tyres,used for oth purposed	3.312	106.177	20.176	212.975
4012201000	Used pneumatic tyres,used on motor cars	0	1.103	0	24.544
4012202900	Used pneumatic tyres,used on buses/lorries, width>=450mm	0	119	0	127
4012203000	Used pneumatic tyres,used on aircraft,	0	2.508	0	85.445
4012206000	Used pneumatic tyres,used on earthmoving machinery	0	43.700	0	574.191
4012209900	Used pneumatic tyres,used on othpurposes, oth than of furskin	2	471	151	2.063
4012901100	Solid tyres, of ext dia < 100 mmfor vehicles of chapter 87	0	2.324	0	8.552
4012901200	Solid tyres, 100 mm< ext dia < 100 mmfor vehicles of chapter 87	1.565	4.983	2.305	12.904
4012901300	Solid tyres,external diameter >250 mm,width<450mm, used of chap.87.09	72	794	1.162	2.248
4012901400	Oth solid tyres,external diameter > 250width<450mm, used of chap.87.	0	3.278	0	42.845
4012901500	Oth solid tyres,external diameter >250,width>450mm, used of chap.87.09.	0	3.614	0	30.269
4012901600	Oth solid tyres,external diameter>250mm,of a width > 450 mm	2.080	6.639	11.604	51.531
4012901900	Other solid tyres	144	67.542	249	105.238
4012902100	Solid tyres,enternal diameter <100 mm,	0	1.321	0	7.785
4012902200	Solid tyres,external diameter >100mmand >250mm	0	660	0	4.338
4012902900	Oth cushion tyres	7	8.704	54	23.763
4012907000	Replaceable tyre treads, width<450mm	15.260	177.721	50.610	518.331
4012908000	Tyre flaps	1.135	24.690	11.393	54.847
4012909000	Oth retreaded/used pneumatic,solid/cushion tyres, of rubber	55.887	814.958	202.974	4.098.272
4013101100	Inner tubes,of rubber,used on motor carwidth tyres<450mm	18.412	424.580	9.173	366.003
4013101900	Inner tubes,of rubber,used on motor carwidth tyres>450mm	10.426	390.461	10.847	411.607
4013102100	Inner tubes,of rubber,used on bus/lorriwidth tyres<450mm	8.251	518.986	43.155	941.074
4013102900	Inner tubes,of rubber,used on bus/lorriwidth tyres>450mm	12.719	382.224	13.912	724.475
4013200000	Inner tubes,of rubber,used on bicycles	107.802	1.508.074	88.549	1.225.374
4013901100	Inner tube,of rubber,use on earth movingwidth tyres<450mm	0	52.221	0	227.874
4013901900	Inner tube,of rubber,use on earth movingwidth tyres>450mm	208	29.338	12.329	49.733
4013902000	Inner tube,of rubber,used on motorcycleor motor scooters	322.804	4.779.632	491.115	4.016.770
4013903100	Inner tube,of rubber,used on oth vehicleof chap.87, width tyres<450mm	264	36.646	1.316	31.978
4013903900	Inner tube,of rubber,used on oth vehicleof chap.87, width tyres>450mm	36.426	249.818	37.781	250.517
4013904000	Inner tube,of rubber,used on aircraft	220	327	2.337	5.760
4013909100	Oth inner tube,of rubber,suitable forfitting to tyres of width<450mm	0	120.787	0	121.951
4013909900	Oth inner tube,of rubber,suitable forfitting to tyres of width>450mm	25.245	334.581	103.267	796.356
4014100000	Sheath contraceptives	19.785	399.948	225.520	4.845.613
4014901000	Teats for feeding bottles & similar kind	8.387	179.551	57.946	1.398.638
4014904000	Stoppers for pharmaceutical use	20.354	282.507	391.786	4.913.559
4014909000	Oth hygienic/pharmaceutical articles,ofvulcanised rubber	18.467	166.958	209.380	1.548.808
4015110000	Gloves, mittens & mitts, surgical	45.327	643.755	293.213	3.155.814
4015190000	Gloves, mittens & mitts, for otherpurposed	108.641	792.404	568.445	3.590.031
4015900000	Oth article of apparel, clothing accessfor all purposed	45.155	447.708	298.200	2.718.423
4016100000	Oth articles of vulcanised rubber otherof cellular rubber	11.379	216.766	125.111	2.143.271
4016911000	Mats	12.862	663.231	113.290	2.144.175
4016919000	Floor coverings	40.941	1.005.797	177.803	2.019.425
4016921000	Eraser tips	31.333	474.674	38.837	1.716.367
4016929000	Other erasers	47.217	573.404	167.843	1.547.223
4016931000	Gaskets, coverings & oth, packing forelectrolytic capacitor	26.272	375.652	312.470	3.390.948
4016939000	Oth gaskets, washers & oth seals	407.751	6.424.010	6.354.644	67.777.041
4016940000	Boat/dock fenders,whether/not inflatable	87.213	1.542.738	342.830	4.458.446
4016950000	Oth articles of vulcanised rubber,	13.514	466.189	38.600	850.660
4016991100	Oth article of vulcanised rubber,for vhc of heading 87.02-87.05&87.11	329.758	3.842.215	3.810.622	42.275.903
4016991200	Oth article of vulcanised rubber,forvehicles 87.09,87.13,87.15&87.16	10.851	222.469	127.848	1.374.360
4016991700	Oth article of vulcanised rubber,forfor bicycles of heading 87.12	626	34.764	295	66.902
4016991900	Oth parts & access for vehicles of rubber	21.371	288.410	69.831	2.062.912

**I.3. IMPOR MENURUT KOMODITI / IMPORT BY HS COMMODITY**  
**\*\*\* NOPEMBER / NOVEMBER 2008 \*\*\***

H S	Uraian Komoditi Commodity Description	Berat Bersih / Net Weight (Kg)		Nilai / Value C.I.F (US\$)	
		Bulan ini	Kumulatif	Bulan ini	Kumulatif
		Current Month	Cum.Jan. to date	Current Month	Cum.Jan. to date
4016992000	Parts & access of rotochutes of heading 88.04	1.422	38.555	48.743	344.376
4016993000	Rubber bands	17.885	347.031	90.207	2.012.826
4016995100	Rubber rollers	93.203	1.464.381	312.143	3.575.930
4016995900	Oth article of a kind used in machinery/mechanical/electrical appliances, & oth	71.334	1.335.611	518.943	7.692.350
4016996000	Rail pad, of rubber	17.198	150.801	62.019	467.434
4016997000	Structural bearings including bridge/bridge bearings, oth than rail pad	929	12.319	5.413	65.470
4016998000	Rubber grommets & rubber cover for automotive wiring harness	32.341	982.676	582.188	9.214.189
4016999000	Oth articles of vulcanised rubber for other purposes	287.165	3.258.766	1.853.876	21.270.122
4017000000	Hard rubber in all forms, include waste & scrap, articles of hard rubber	29.962	1.846.771	137.171	1.962.421
4101200000	Whole hide & skin, weight/skin < 8kg (simply dried), 10kg (dry-salt), 16kg (fresh)	636.089	4.457.579	359.348	2.412.181
4101500000	Whole hide & skin, of a weight > 16 kg	39.079	1.510.504	15.241	1.853.540
4101900000	Oth raw hides & skin of bovine/equine animals	181.103	2.383.256	63.134	936.047
4102100000	Raw skins of sheep/lambs with wool on	3	363.188	40	799.403
4102210000	Raw skins of sheep/lambs without wool on, pickled	37.925	339.919	332.028	2.705.304
4102290000	Oth raw skins of sheep/lambs without wool on, not pickled	191.826	4.370.861	90.869	1.906.570
4103200000	Raw hide & skin of reptiles	0	9.459	0	105.020
4103300000	Raw hide & skin of swine	0	22.062	0	27.373
4103900000	Raw hide & skin of oth animal	132.476	2.482.149	105.867	2.358.830
4104110010	Bovine leather, vegetable pre-tanned full grains, wet state	128.131	2.711.775	255.389	7.625.243
4104110090	Oth tanned/crust hide & skin of bovine, wet state, full grains	899.756	8.775.486	1.550.798	21.723.451
4104190000	Oth tanned/crust hide & skin of bovine, wet state, not full grains	400.189	5.218.669	1.209.987	20.929.765
4104410000	Crust vegetable (semi-tanned) hide & skins, full grains	175.921	5.180.241	2.391.242	74.633.859
4104490000	Oth crust vegetable (semi-tanned) hide & skin, full grains	227.349	2.460.895	2.764.259	27.887.365
4105100000	Tanned/crust skins of sheep/lamb, without wool on, in the wet state	21.449	385.278	242.942	3.437.541
4105300000	Tanned/crust skins of sheep/lamb, without wool on, in dry state	1.515	24.719	135.867	1.257.405
4106210000	Tanned/crust hide & skin of goat/kid, in the wet state	0	100.679	0	448.621
4106220000	Tanned/crust hide & skin of goat/kid, in the dry state	683	3.571	48.247	117.008
4106310000	Tanned/crust hide & skin of swine in the wet state	0	15	0	264
4106320000	Tanned/crust hide & skin of swine in the dry state	2.180	13.179	60.230	323.022
4106409000	Oth tanned/crust hide & skin of reptiles	0	388	0	19.523
4106910000	Oth tanned/crust hide & skin of oth, animals in the wet state	0	96	0	1.718
4106920000	Oth tanned/crust hide & skin of oth, animals in the dry state	5.031	69.658	457.861	6.810.714
4107110000	Whole hides & skins, full grains, unsplit of bovine/equine animals	56.704	432.991	464.533	8.127.750
4107120000	Whole hides & skins, grain splits, of bovine/equine animals	9.442	528.103	240.451	9.787.321
4107190000	Oth whole hides & skins, of bovine/equine animals, in oth form	198.485	2.125.769	3.316.051	42.050.627
4107910000	Oth whole hide & skin, including side, of bovine/equine animals, full grains	30.501	2.017.463	704.760	4.435.260
4107920000	Oth whole hide & skin, including side, of bovine/equine animals, grain splits	50.494	2.627.430	249.480	17.913.540
4107990000	Oth whole hide & skin, including side, of bovine/equine animals, in oth forms	148.683	1.710.420	946.087	11.791.629
4112000000	Leather further prepared after tanning, oth than leather of heading 41.14	9.756	91.910	393.105	3.029.651
4113100000	Leather further prepared after tanning, of goats or kids	16.158	358.911	497.392	8.354.950
4113200000	Leather further prepared after tanning, of swine	34.900	293.556	597.911	4.308.132
4113300000	Leather further prepared after tanning, of reptiles	25	359	27.016	246.650
4113900000	Leather further prepared after tanning, of oth animals	7.350	96.706	152.167	2.383.514
4114100000	Chamois (including combination chamois leather)	26.836	285.874	194.280	2.062.804
4114200000	Patent leather & patent laminated leather, metalised leather	127.079	766.479	1.165.031	9.699.364
4115100000	Composition leather with basis of leather in slabs, sheets/strip	27.829	540.377	518.952	7.786.471
4115200000	Parings & oth waste of composition leather, not suitable for manuf. of leather article	4	145.851	72	132.863
4201000000	Saddlery & harness for any animal of any materials	373	33.636	1.824	249.148
4202110000	School satchel, with outer surface of leather, compositions/patent leather	9.298	91.315	28.005	139.833
4202190000	Trunk, suit, vanity, executive, brief-cases with outer surface of leather	26.679	571.395	1.635.349	4.384.710
4202121000	School satchel, with outer surface of plastics/textile materials	5.852	284.922	6.937	484.920
4202129000	Trunk, suit, vanity, executive, brief-cases with outer surface of plastics/textile mat.	451.020	5.735.279	1.591.324	15.851.825
4202191000	School satchel, trunk, suit, vanity, brief, of wood, iron, steel or zinc	3	1.978	45	6.838
4202199000	School satchel, trunk, suit, vanity, brief, of oth materials	85.955	993.382	397.712	3.365.830
4202210000	Hand bag with outer surface of leather or of patent leather	91.295	529.326	551.164	5.960.563
4202220000	Hand bag with outer surface of plastics/leather or of textile materials	312.328	2.585.888	1.076.680	12.892.448
4202290000	Hand bag with other outer surface	276.215	3.566.759	963.454	9.508.303
4202310000	Article in pocket/hand bag with outer surface of leather or of patent leather	23.224	138.184	108.604	1.344.534
4202320000	Article in pocket/hand bag with outer surface of plastics or of textile	18.763	409.600	120.670	2.117.045
4202390000	Article of kind normally carried in pocket or in handbag with outer surface of other	41.182	469.065	205.359	1.222.952
4202911000	Sport bags, with outer surface of leather/composition leather/of patent leather	2.951	30.360	3.654	62.749
4202919000	Oth articles with outer surface of leather or of patent leather	4.832	181.978	53.471	1.714.710
4202921000	Bowling bags with outer surface of plastic or of textile materials	1.340	12.794	6.878	41.545
4202929000	Other articles with outer surface of plastic or of textile materials	77.396	587.527	512.231	3.713.689
4202991000	Bags, with outer surface of copper	2.730	6.957	7.376	11.320
4202999000	Oth than trunk, suit-cases, handbags, & similar containers	67.363	641.139	247.358	2.064.800
4203100000	Articles of apparel of leather or of composition leather.	611	10.642	20.108	341.656
4203210000	Gloves, mittens & mitts specially designed for use in sports of leather	409	20.355	50.489	281.575
4203291000	Protective work gloves of leather or of composition leather	39.008	357.999	88.238	1.441.016
4203299000	Oth gloves, mittens & mitts of leather or of composition leather	8.022	98.589	17.923	332.091
4203300000	Belts & bandoliers of leather or of composition leather	65.362	796.369	222.188	3.293.096
4203400000	Oth clothing accessories of leather or of composition leather	13.747	63.113	90.645	528.948
4205001000	Oth articles of leather or of composition leather, boot laces ; mats	9.364	56.154	160.662	1.134.347

**I.3. IMPOR MENURUT KOMODITI / IMPORT BY HS COMMODITY**  
**\*\*\* NOPEMBER / NOVEMBER 2008 \*\*\***

H S	Uraian Komoditi Commodity Description	Berat Bersih / Net Weight (Kg)		Nilai / Value C.I.F (US\$)	
		Bulan ini	Kumulatif	Bulan ini	Kumulatif
		Current Month	Cum.Jan. to date	Current Month	Cum.Jan. to date
4205002000	Oth articles of leather, industrial safety belt & harnesses	13.719	59.053	20.458	169.954
4205003000	Leather strings or cords for jewelry or for personal adornment	10.164	20.370	12.148	63.036
4205004000	Oth articles of leather/ of composition leather of a kind used in machinery	73	8.841	4.453	67.177
4205009000	Oth articles of leather oth than boot laces, safety belt & leather string	19.036	294.241	53.703	1.077.957
4206000000	Articles of gut of goldbeaters skin of bladders or of tendons	73	1.765	1.320	10.830
4301100000	Raw furskins of mink, whole, with or without head, tail or paws	72	1.136	1.279	15.326
4301600000	Raw furskins of fox, whole, with or without head, tail or paws	1	5	36	297
4301800000	Oth furskins, whole, with or without head, tail or paws	0	17	0	783
4301900000	Raw furskins, head, tails, paws & oth pieces/cuttings, suitable for furriers use	60	60	2.343	2.343
4302110000	Tanned or dressed furskins of mink	0	32	0	283
4302190000	Tanned or dressed furskins, oth than of mink & of lamb	0	2.270	0	61.463
4302200000	Tanned or dressed furskins, head, tails, paws, oth pieces/cutting not assembled	1.600	1.600	11.887	11.887
4302300000	Tanned or dressed furskins, whole skins & pieces or cuttings thereof assembled	31	36	676	1.022
4303100000	Articles of apparel, clothing access of fur skin	1.457	37.649	28.828	919.033
4303902000	Article for industrial purposes, oth than of fur skin	1	688	6	5.660
4303909000	Oth than sport bag & article for industrial purposes, oth than of fur skin	6	1.296	157	30.474
4304001000	Artificial fur	2.339	27.525	8.384	122.547
4304002000	Article for industrial purposes of artificial fur	9	8.918	182	83.093
4304009100	Sport bags of artificial fur	0	522	0	753
4304009900	Artificial fur & articles thereof oth article find purposes & sport bags	102	334	717	6.126
4401100000	Fuel wood, in logs, in billets, in twigs, faggots or in similar forms	26.291	11.637.962	46.202	1.285.378
4401210000	Coniferous, wood in chips or particles	0	8.763.552	0	990.939
4401220000	Non-coniferous	0	13.902	0	9.000
4401300000	Sawdust & wood waste & scrap, whether or not agglomerated in logs, briquet, pellet	150.252	1.638.197	46.444	529.395
4402100000	Wood charcoal (including shell or nut charcoal), of bamboo	317	26.761	2.160	122.599
4402200000	Wood charcoal (including shell or nut charcoal), of oth than bamboo	270	164.764	740	173.955
4403101000	Baulks, wood in the rough, treated with paint, stains, creosote/oth preservatives	47.935	650.209	49.770	884.488
4403109000	Oth baulk, sawlog, pit props, poles, pile treated with paint	265.606	7.331.975	131.309	3.134.998
4403201000	Baulks, wood in the rough of other than coniferous	0	673.232	0	288.744
4403209010	Coniferous, oil damar, pulpwood	1.994	177.615	49.085	264.511
4403209090	Oth wood in the rough	0	3.883.736	0	683.854
4403411000	Baulks of dark red meranti, light red meranti & meranti bakau	0	124.019	0	176.009
4403419090	Oth pulp, baulk, of dark red meranti light red meranti & meranti bakau	44.606	986.227	3.377	40.790
4403491000	Oth baulks of dark red meranti light red meranti & meranti bakau	0	12.347	0	7.290
4403499090	Oth pulp, baulk, sawlog, pit props, poles of tropical wood	0	444.277	0	499.182
4403911000	Baulks, sawlogs and veneer logs of oak	0	5.577.345	0	2.231.269
4403919090	Oth pulp, baulk, sawlog, pit props, poles of oak	1.546.313	23.382.439	549.924	9.132.379
4403921000	Baulks, sawlogs and veneer logs of beech	0	442.320	0	168.198
4403929090	Oth pulp, baulk, sawlog, pit props, pole of beech, oth than pulpwood	0	548.069	0	301.567
4403991000	Baulks, oth meranti, beech, oak, tropical wood, ramin, keruing, kapur	20.834	604.149	15.288	549.504
4403999090	Oth pulp, baulk, sawlog, pit props, poles of meranti, tropic wood, ramin, keruing, kapur	375.286	6.642.194	66.329	1.525.605
4404100000	Hoopwood, split poles; piles, picket & the like of coniferous	45	231.826	1.066	905.472
4404200000	Hoopwood, split poles; piles, picket & the like of non coniferous	74.935	531.720	19.199	219.324
4405000000	Wood wool, wood flour.	30.340	1.798.749	25.157	941.991
4406100000	Railway or tramway sleepers (cross-ties) of wood not impregnated	180	104.033	5.270	122.459
4406900000	Railway or tramway sleepers (cross-ties) of wood impregnated	8.465	286.137	24.762	91.748
4407100010	Coniferous, planed of a thickness > 6mm	2.886.824	34.972.349	1.672.125	21.564.440
4407100020	Coniferous, sanded or end jointed thickness > 6mm	0	192.877	0	109.642
4407100090	Coniferous, oth sanded or end jointed & planed, thickness > 6mm	4.552.667	65.026.800	2.305.536	34.373.155
4407210090	Mahogany, oth planed, sanded or end jointed, thickness > 6mm	45.030	156.199	77.417	250.097
4407220090	Virola, imbuia & balsa, oth planed, sanded or end jointed, thickness > 6mm	0	16.756	0	8.934
4407251010	Dark meranti/light red meranti, planed thickness > 6mm	863.590	2.490.459	720.308	2.139.076
4407251090	Dark meranti/light red meranti, oth planed, sanded thickness > 6mm	1.654.602	8.042.665	1.061.533	4.823.489
4407260010	White lauan, meranti, seraya, yellow meranti & alan, planed, thickness > 6mm	26.000	26.000	20.904	20.904
4407260090	White lauan, meranti, seraya, yellow meranti, alan, oth planed & sanded, thick > 6mm	0	4.460	0	16.938
4407270090	Sapelli oth planed, sanded or end jointed, thickness > 6mm	0	629	0	2.172
4407280090	Iroko oth planed, sanded or end jointed, thickness > 6mm	19.606	1.016.764	49.000	958.301
4407291900	Jelutong oth planed & sanded or end jointed, thickness > 6mm	23.948	23.948	12.341	12.341
4407293110	Kempas wood, planed thickness > 6mm	0	17.405	0	16.804
4407293900	Kempas oth planed & sanded or end jointed, thickness > 6mm	152.918	1.201.107	166.749	1.353.801
4407296110	Teak wood planed thickness > 6mm	0	410.100	0	378.883
4407296900	Teak wood, oth planed & sanded or end jointed, thickness > 6mm	4.300	354.242	19.043	369.403
4407298090	Mengkulang wood, oth planed & sanded or end jointed, thickness > 6mm	82.072	105.028	63.917	81.799
4407299900	Oth tropical wood, oth sanded or end jointed & planed, thickness > 6mm	892.067	3.206.494	778.407	1.996.932
4407910010	Oth of oak wood, planed thickness > 6mm	129.804	7.020.418	103.191	4.589.447
4407910020	Oth of oak wood, sanded or end jointed, thickness > 6mm	0	15.137	0	41.789
4407910090	Oth of oak wood, oth planed & sanded or end jointed, thickness > 6mm	1.397.642	14.360.024	1.051.687	10.918.332
4407920010	Oth of beech wood, planed thickness > 6mm	0	7.129	0	6.735
4407920020	Oth of beech wood, sanded or end jointed, thickness > 6mm	46.990	70.270	51.830	74.716
4407920090	Oth of beech wood, oth planed & sanded or end jointed, thickness > 6mm	225.430	2.399.505	158.598	1.709.460
4407930010	Oth of maple wood, planed thickness > 6mm	28.543	54.938	82.678	161.006
4407930020	Oth of maple wood, sanded or end jointed, thickness > 6mm	280.922	355.124	752.812	863.051
4407930090	Oth of maple wood, oth planed & sanded or end jointed, thickness > 6mm	580.191	4.841.259	350.880	4.530.852

**I.3. IMPOR MENURUT KOMODITI / IMPORT BY HS COMMODITY**  
**\*\*\* NOPEMBER / NOVEMBER 2008 \*\*\***

H S	Uraian Komoditi Commodity Description	Berat Bersih / Net Weight (Kg)		Nilai / Value C.I.F (US\$)	
		Bulan ini	Kumulatif	Bulan ini	Kumulatif
		Current Month	Cum.Jan. to date	Current Month	Cum.Jan. to date
4407940010	Oth of cherry wood,planedthickness>6mm	0	3.585	0	2.928
4407940020	Oth of cherry wood, sanded or endjointed, thickness>6mm	93.899	426.635	57.277	238.757
4407940090	Oth of cherry wood,oth planed&sandedor end jointed, thickness>6mm	190.071	649.663	132.573	641.765
4407950090	Oth of ash wood,oth planed&sandedor end jointed, thickness>6mm	187.016	1.471.133	295.615	2.044.490
4407990010	Oth wood sawn or chipped lengthwise,sliced or peeled, planed thickness>6mm	91.079	1.254.166	158.131	2.725.215
4407990020	Oth wood sawn or chipped lengthwise,sanded or end jointed thickness>6mm	44.450	708.036	56.140	832.202
4407990090	Oth wood sawn or chipped lengthwise,planed or sanded thickness>6mm	3.591.781	27.315.370	2.919.301	19.565.021
4408101000	Cedar wood slats prepared for pencilmanufact;radiata pinewood for blockboard	60.981	1.369.869	30.475	1.108.070
4408103000	Face veneer sheets, coniferous	23.954	4.755.505	67.148	5.152.465
4408109000	Coniferous,oth cedar wood slats,faceveneer sheets	254.874	2.849.091	277.716	4.273.630
4408310000	Dark red meranti, light red meranti andmeranti bakau of the tropical wood	11.840	685.466	30.333	434.827
4408391000	Jelutong wood slats prepared forpencil manufact	0	112.421	0	364.573
4408399000	Oth jelutong wood and oth woodprepared for pencil manufact	177.468	2.468.029	297.302	3.770.204
4408900000	Oth sheets for veneering and of thtropical wood of thickness < 6 mm	447.434	7.535.861	1.056.692	15.440.694
4409100000	Coniferous wood cotin shaped	19.730	742.833	28.284	926.119
4409210000	Non coniferos wood cotin shapedof bamboo	0	46.435	0	44.543
4409290000	Oth non coniferous oth teak stripsfriezes for parquet flooring	64.543	998.269	65.820	1.111.053
4410110000	Particle board & similar board of wood	13.777.718	191.618.708	4.153.000	50.374.142
4410120000	Oriented strand & waferboard of wood	290.108	752.561	110.669	305.906
4410190000	Oth particle board,oriented strand board(osb) of wood	1.974.146	19.926.912	700.526	7.594.606
4410900000	Particle board & similar board ofother ligneous materias	274.643	12.099.254	122.731	3.778.670
4411120000	Medium density fibreboard (mdf)of a thickness < 5mm	1.907.499	27.235.603	939.181	11.574.959
4411130000	Medium density fibreboard (mdf)of a thickness > 5mm and < 9 mm	335.154	5.159.532	199.712	2.403.098
4411140000	Medium density fibreboard (mdf)of a thickness > 9 mm	2.439.068	41.834.759	1.074.746	16.440.229
4411920000	Oth fibreboard of a density >0.8g/cm3	485.434	5.001.278	231.172	2.351.901
4411930000	Oth fibreboard of 0,5g/cm<density<0,8g/cm3	1.073.899	14.016.455	495.127	6.030.954
4411940000	Oth fibreboard of a density <0.5g/cm3	214.157	3.820.746	111.505	1.642.435
4412100000	Plywood,veneered panel&similar laminated of bamboo	12.118	1.485.169	47.428	1.491.438
4412310000	Oth plywood,each thick.<6mm with atleast one outer ply of tropical wood	0	2.385.553	0	1.384.148
4412320000	Oth plywood,each thick.<6mm with atleast one outer ply of non coniferous	0	15.906	0	10.705
4412390000	Oth plywood consisting solely of sheetsof wood of each thick < 6 mm	1.206.774	23.426.076	713.788	12.349.175
4412940000	Oth plywood of blockboard,laminboardand battenboard	3.685	546.093	11.649	789.816
4412990000	Veneered panels&similar w/at least oneother wood	656.287	24.222.843	427.819	11.237.833
4413000000	Densified wood, in blocks,plates,stripsof profile shapes.	43.444	1.562.365	140.161	2.244.537
4414000000	Wooden frames for paintings, photo-graphs mirrors or similar objects.	8.982	245.323	14.408	349.386
4415100000	Cases, boxes, crates, drums & similarpackings; cable-drums	124.243	1.105.830	98.937	1.112.724
4415200000	Pallets,box pallets& other load boards;pallet collars	66.750	2.130.132	102.623	2.122.245
4416001000	Staves of wood	0	3.876	0	18.916
4416009000	Casks,barrels,vats,tubs&other cooperproducts & parts thereof, of wood	1.723	43.780	12.114	274.521
4417000000	Tools,tool bodies,tool handles,broom orbrush bodies & handles, of wood	137.552	1.041.970	306.657	2.346.065
4418100000	Windows,french-windows&their framesof wood	3.734	189.741	13.456	113.573
4418200000	Doors & their frames & thresholdsof wood	25.239	452.493	40.490	842.686
4418400000	Shuttering for concrete construal workof wood	0	503	0	3.796
4418600000	Posts and beams of wood	0	530.111	0	394.695
4418710000	Assembled flooring panels for mosaicfloors of wood	273	45.814	5.565	43.317
4418720000	Assembled flooring panel for multilayerof wood	17.823	844.424	13.069	1.246.110
4418790000	Oth assembled flooring panels of wood	106.436	1.971.323	198.159	1.939.175
4418901000	Cellular wood panelscellular wood panels	69	73.120	1.325	129.284
4418909000	Other builders joinery & carpentryof wood	88.589	2.757.194	77.245	2.299.557
4419000000	Tableware and kitchenware, of wood.	4.106	276.116	11.344	295.346
4420100000	Statuettes & oth ornaments, of wood	3.934	21.081	16.104	66.406
4420901000	Wooden articles of furniture not fallingin chapter 94	8.843	33.333	4.078	59.378
4420909000	Oth wood marquetry and inlaid,casketand similar articles of wood	44.872	251.245	194.226	1.458.200
4421100000	Clothes hangers of wood	28.838	411.001	132.857	1.568.306
4421901000	Spools, cops & bobbins, sewing threadreels and the like of wood	1.734	17.593	9.836	26.186
4421902000	Match splints	0	62	0	384
4421903000	Wooden pegs or pins for footwear	0	11.744	0	16.581
4421904000	Candy-sticks, ice-cream sticks & icecream spoons	34.540	418.270	33.395	858.384
4421907000	Fans & handscreens, frames & handlesof wood	0	9.331	0	17.365
4421908000	Toothpicks of wood	26.509	503.371	24.332	300.045
4421909100	Horse and bullock gear of wood	0	23	0	361
4421909200	Prayer beads of wood	121	24.904	564	43.219
4421909900	Other wooden articles	10.393	457.129	24.537	1.700.987
4501100000	Natural cork, raw or simply prepared	0	7.339	0	52.861
4501900000	Waste cork; crushed, granulated orground cork.	47	44.585	1.062	59.608
4502000000	Natural cork,debarked or roughly squaredor in rectangular (includ square)blocks	0	17.927	0	65.951
4503100000	Corks and stoppers	14.728	46.501	62.604	149.987
4503900000	Other articles of natural cork.	787	64.198	3.963	155.219
4504100000	Blocks, plates, sheets & strip; tiles ofany shape; of agglomerated cork	38.543	88.963	44.315	293.636
4504900000	Other articles of agglomerated cork	24.697	182.837	55.299	584.557
4601210000	Mats, matting and screens of vegetablematerials of bamboo	37.602	168.609	24.068	206.720
4601220000	Mats, matting and screens of vegetablematerials of rattan	417	1.688	10.395	40.379
4601290000	Oth mats,matting & screens of vegetablevegetable of material	441	1.939	3.920	11.423



**I.3. IMPOR MENURUT KOMODITI / IMPORT BY HS COMMODITY**  
**\*\*\* NOPEMBER / NOVEMBER 2008 \*\*\***

H S	Uraian Komoditi Commodity Description	Berat Bersih / Net Weight (Kg)		Nilai / Value C.I.F (US\$)	
		Bulan ini	Kumulatif	Bulan ini	Kumulatif
		Current Month	Cum.Jan. to date	Current Month	Cum.Jan. to date
4601921000	Plaits and similar products of plaitingmaterial of bamboo	0	34.270	0	182.305
4601929000	Other products of bamboo	32	21.524	480	53.561
4601939000	Other products of rattan	0	32.321	0	71.575
4601941000	Plaits and similar products of plaitingmaterial of vegetable materials	0	59	0	163
4601949000	Other products of vegetable material	0	42	0	2.457
4601991000	Mats and matting of other material	0	17.597	0	15.619
4601992000	Plaits & similar products of plaitingof other material	5.952	30.336	30.275	153.411
4601999000	Screens of other material	1.317	66.514	2.018	142.413
4602110000	Basketwork, wickerwork & other articles,of vegetable material of bamboo	1.136	119.726	3.818	250.308
4602120000	Basketwork, wickerwork & other articles,of vegetable material of rattan	0	22.620	0	49.899
4602190000	Basketwork, wickerwork & other articles,other vegetable material	250	25.633	575	48.605
4602900000	Basketwork, wickerwork & other articles,of other materials	501	16.695	4.646	63.614
4701000000	Mechanical wood pulp.	8.340.243	160.954.914	5.962.388	111.006.573
4702000000	Chemical wood pulp, dissolving grades.	32.311.332	326.416.037	30.347.968	341.994.870
4703110000	Chemical wood pulp, soda, oth than dissolving grades,unbleached,coniferous	609.682	24.915.092	456.586	16.059.782
4703210000	Chemical wood pulp, soda, oth than dissolving grades,bleached,coniferous	33.237.392	331.554.364	24.356.992	246.970.228
4703290000	Chemical wood pulp, soda, oth than dissolving grades,bleached,non coniferous	5.057.791	176.893.213	3.454.051	131.279.655
4704110000	Chemical wood pulp,sulphite,oth than dissolving grades,unbleached,coniferous	931.732	8.716.967	503.383	4.893.216
4704190000	Chemical wood pulp,sulphite,oth than dissolving grades,unbleached,non coniferous	0	3.004	0	11.615
4704210000	Chemical wood pulp,sulphite,oth than dissolving grades,bleached,coniferous	845.009	10.124.009	668.721	7.959.922
4704290000	Chemical wood pulp,sulphite,oth than dissolving grades,bleached,non coniferous	9.600	124.647	11.993	190.636
4705000000	Wood pulp obtained by a combination ofrmechanical & chemical pulping process	0	66.677.345	0	44.509.524
4706100000	Cotton linters pulp	251.679	2.817.161	888.650	8.005.291
4706200000	Pulps of fibres derived from recovered(waste & scrap) paper or paperboard	475	14.153	8.478	31.028
4706300000	Pulps of fibres derived from recoveredof oth than bamboo	1.168	66.774	1.881	87.983
4706910000	Mechanical pulps of fibres derived fromrecovered paper or paperboard	401.643	3.119.074	286.371	2.336.866
4706920000	Chemical pulps of fibres derived fromrecovered paper or paperboard	226.955	2.014.610	673.490	3.475.228
4707100010	Unbleached kraft paper or paperboardfor paper making purposes	45.739.271	1.061.977.969	9.008.555	248.438.871
4707100090	Unbleached kraft paper or paperboardfor oth purposes	0	170.207	0	79.072
4707200010	Oth paper,bleached chemical pulp,notcolored, for paper making purposes	1.992.503	50.252.063	936.911	21.787.374
4707200090	Oth paper,bleached chemical pulp,notcolored, for oth purposes	0	24.667	0	99.393
4707300010	Paper made mainly of mechanical pulpfor paper making purposes	66.309.816	756.102.610	18.804.300	203.149.781
4707300090	Paper made mainly of mechanical pulpfor oth purposes	0	6.263	0	18.547
4707900010	Other paper, unsorted waste & scrap,for paper making purposes	6.852.521	99.247.774	1.180.696	21.719.663
4707900090	Other paper, unsorted waste & scrap,for oth purposes	35	73.337	253	528.774
4801001000	Newsprint, in rolls or sheets,weighing not more than 55 g/m2	0	368.297	0	290.577
4801009000	Newsprint, in rolls or sheets,weighing more than 55 g/m2	225.298	971.921	232.288	812.821
4802100000	Hand-made paper and paperboard	27.608	350.558	87.574	828.694
4802200000	Paper and paperboard of a kind used asfor photo sensitive,heat-sensitive	111.237	826.844	117.938	1.827.967
4802400000	Wallpaper base	52.688	281.052	73.543	501.237
4802541000	Paper,no fibres used in manufac gypsumboard computercards,weight <40g/m	50.227	469.776	48.789	627.640
4802549010	Aluminium base paperweighing<20gm2 in rolls >15cm	0	33.342	0	105.678
4802549090	Oth carbonising base paperweighing<20gm2 in rolls >15cm	483.855	3.512.302	275.964	2.096.141
4802552100	Fancy paper and paperboard,in rolls of width of =< 15 cm	270	18.937	699	163.668
4802552900	Fancy paper and paperboard,other than in roll of with of >15cm	0	5.891	0	10.780
4802559000	Paper,no fibres, for other purpose40< weight <150 g/m,roll	108.061	10.128.846	154.804	10.012.401
4802562900	Oth fancy paper & paperboard	1.621	135.289	171.282	348.264
4802569000	Paper,no fibres, for other purpose40< weight <150 g/m,sheet	25.346	76.338	39.623	111.854
4802570000	Other paper & paperboard, weight>40g/m2and =< 150g/m2	365.973	4.471.830	262.506	4.236.219
4802582100	Fancy paper and paperboard,in roll width=<=15cm/in rectang sheet<=36cm&othsid	0	58.895	0	188.120
4802582900	Fancy paper and paperboard,oth in rollwidth<=15cm/in rectang sheet<=36cm	18.196	240.967	14.810	183.905
4802589000	Oth paper,no fibres, for other purposeweight >150 g/m	441.776	14.110.165	364.613	9.571.515
4802611000	Paper, fibres>10%, aluminium paperpaper,in rolls	0	210.826	0	237.908
4802612000	Paper, fibres>10%, for banknotes,manufACof gypsumboard, in rolls	0	853	0	844
4802619000	Paper, fibres>10%,oth aluminium paper,banknotes,printing,writing,in rolls	78.178	2.752.741	114.443	2.765.992
4802621000	Paper, fibres, aluminium paper basein sheets with 435< one side <=297mm	0	185.761	0	157.292
4802622000	Paper, fibres,banknotes,manuf of gypsumboard,in sheets 435<oneside<=297 mm	0	291.435	0	319.178
4802629000	Oth paper, fibres, for other purpose,in sheets with 435< one side <=297mm	2.889	832.136	22.500	895.403
4802690000	Oth paper, fibres, for other not purpose,of fibres>10%, paper in roll	183.294	3.576.913	332.904	4.453.623
4803003000	Cellulosewadding not further worked thanbeing color,marble throughout the mas	2.075	96.160	18.205	303.134
4803009000	Oth cellulosa wading & tissue paper fortoilet/facial tissue stock&similar paper	177.356	1.961.379	400.507	4.635.461
4804111000	Kraftliner paper&paperboard,in rolls orsheets,unbleached	240	82.719	2.262	107.273
4804119000	Kraftliner paper&paperboard,in rolls orsheets,bleached	2.791.854	38.906.916	1.630.530	20.323.909
4804191000	Kraftliner paper&paperboard, oth thanof kind used in mnftre of gypsum boards	55	3.513	418	14.012
4804199000	Oth kraftliner paper&paperboard	1.862.856	18.314.451	1.208.780	10.668.794
4804211000	Sack kraft paper for making cement bagin rolls or sheets,unbleached	11.238.939	93.181.324	11.261.889	96.133.550
4804219100	Sack kraft paper for making cement bagin rolls or sheets,bleached	0	140.317	0	111.584
4804219900	Oth sack kraft paper for making cementbag in rolls or sheets,unbleached	341.803	3.497.114	349.468	3.012.081
4804291000	Composite papers, in rolls or sheets	149.267	217.382	93.274	182.391
4804299000	Oth composite papers, in rolls or sheets	884.826	5.486.694	440.697	5.143.657
4804311000	Elect grade insulating kraft paper,weighing 150 g/m,unbleached	5.555	139.647	84.106	1.594.934
4804313000	Wet strenght 40g to 60g, for plywoodadhesive tape,weigh 150g/m,unbleached	9	50.686	20	64.102
4804319000	Other kraft paper & wet strenghtweighing 150 g/m,unbleached	511.011	8.606.138	514.878	7.129.675

**I.3. IMPOR MENURUT KOMODITI / IMPORT BY HS COMMODITY**  
**\*\*\* NOPEMBER / NOVEMBER 2008 \*\*\***

H S	Uraian Komoditi Commodity Description	Berat Bersih / Net Weight (Kg)		Nilai / Value C.I.F (US\$)	
		Bulan ini	Kumulatif	Bulan ini	Kumulatif
		Current Month	Cum.Jan. to date	Current Month	Cum.Jan. to date
4804391000	Adhesive tape,40-60g,used in mnfact.weight <= 150g/m2,bleached	319.180	4.120.369	318.437	4.297.122
4804399000	Adhesive tape,40-60g,not used inmfact.,weigh <= 150g/m2,bleached	198.449	2.166.702	219.322	2.372.086
4804411000	Elect grade insulating kraft paper,150<weighing< 225 g/m,unbleached	0	251.274	0	161.777
4804419000	Oth elect grade insulating kraft paper,150<weighing <225 g/m,unbleached	270.194	3.732.846	162.606	2.545.856
4804420000	Bleached uniformly throughout the mass&>95% wood fibres,150<weigh<225 g/m	67.399	739.694	156.625	1.355.758
4804490000	Other kraftpaper& paperboard150<weighing< 225 g/m	130.011	2.498.382	178.557	1.845.923
4804511000	Elect grade insulating kraft paper,paperboard weighing >600g/m,unbleached	38	125.165	23	125.737
4804519000	Oth wet strenght 40g to 60g,for plywoodadhesive tape,weigh>225g/m,unbleache	170.509	2.901.615	123.005	1.571.328
4804521000	Bleached of kind used in the manufact ofgypsum boards	0	32	0	483
4804529000	Bleached oth of kind used in themnfrt of gypsum boards	722	109.670	352	40.388
4804590000	Other kraftpaper& paperboardweighing 225 g/m or more	11.049	888.034	22.421	918.208
4805110000	Uncoated paper&paperboard,semichemicalfluting paper,rolls or sheets	215.767	11.763.106	254.752	5.499.650
4805129000	Uncoated paper&paperboard,oth semichemical,straw flutingpaper.rolls,sheets	253	22.680	634	12.726
4805191000	Uncoated paper&paperboard,oth flutingpaper	0	378.006	0	407.539
4805199000	Oth uncoated paper and paperboard,in rolls or sheets	1.047.677	8.122.262	448.044	3.790.936
4805240000	Uncoated paper&paperboard,testlinerweighing 150 g/m2 or less	0	2.900.116	0	1.247.339
4805251000	Uncoated paper&paperboard,testlinerweighing >= 150 g/m2	479.810	8.602.894	238.852	4.517.679
4805259000	Uncoated paper&paperboard,testlineroth of weighing >= 150 g/m2	163.789	5.844.816	93.822	3.386.669
4805301000	Paper,sulphite wrapping paper,colored match wrapping paper	0	10.323	0	12.179
4805309000	Paper,sulphite wrapping paper,oth colored match wrapping paper	253.338	3.878.945	138.203	2.018.134
4805400000	Filter paper and paperboard	194.063	4.933.827	654.499	15.663.416
4805500000	Felt paper and paperboard	2.657	2.132.201	18.403	1.176.676
4805911000	Paper used as packing of flat glassproduct, resin<0,6%,wg<150g/m	24	24.089	434	26.854
4805919000	Uncoated paper&paperboard,oth blotting,&joss paper,weighing150g/m or less	102.562	1.395.071	105.667	1.583.407
4805929000	Uncoated paper&paperboardof oth 150<weighing<225g/m	856.179	9.864.949	483.621	5.263.608
4805931000	Multi-ply paper and paperboardof weighing > 225g/m2	23.117	611.583	16.530	362.768
4805939000	Uncoated paper&paperboard,of other weighing > 225g/m2	248.755	7.647.485	145.102	5.162.407
4806100000	Vegetable parchment	49.427	951.203	127.942	2.083.910
4806200000	Greaseproof papers	22.594	920.558	59.704	1.639.820
4806300000	Tracing papers	21.534	241.995	36.722	345.739
4806400000	Glassine and other glazed transparentor translucent papers	235.891	6.437.531	560.723	12.208.832
4807000000	Composite paper and paperboard notsurface-coated or impregnated	821.671	10.011.076	614.097	8.305.893
4808100000	Corrugated paper&paperboard,whether ornot perforated,in rolls or sheets	471.476	4.990.477	372.063	3.720.587
4808200000	Sack kraftpaper,creped,crinkled,whether,not embossed or perforat,rolls or sheets	4.373	154.548	39.489	1.004.055
4808300000	Oth kraftpaper,creped or crinkle,whetheror not embossed or perforated	8.176	331.945	15.228	759.618
4808901000	Paper&paperboard,embossed paperfancypaper used printing,cover,lining	8.888	12.354	11.102	55.997
4808909000	Paper&paperboard,oth embossedfancypaper used printing,cover,lining	210.632	2.145.165	221.601	2.339.642
4809200000	Self-copy paper	137	6.932	948	24.201
4809900000	Other self-copy paper	187.650	1.846.151	387.193	3.656.988
4810134000	Paper&paperboard for photo,heat,elect.in rolls papers of width <15cm	62.058	258.802	136.097	340.034
4810135000	Paper&paperboard for photo,heat,elect.in rolls papers of oth width <15cm	360	88.129	4.001	294.977
4810139010	Banknotes paper, in rollof a width <= 15 cm	80.198	4.256.735	896.329	43.093.897
4810139090	Oth coated writing and printing paperbanknotes paper,in rolls	1.326.351	17.821.358	1.302.004	15.525.090
4810145000	Paper&paperboard for photo,heat,elect.sensitive 297<cone side<435mm,in sheet	0	81	0	1.541
4810146000	Paper&paperboard for photo,heat,elect.of width < 15cm	979	10.670	4.265	51.522
4810149090	Oth coated writing &printing paperbanknotes paper,in sheets	687	43.177	1.744	47.272
4810190010	Other Banknotes paper	0	29.611	0	43.779
4810190090	Oth banknotes paper,coated writing&printing paper, one side>435mm	112.878	3.522.401	505.461	6.531.383
4810230000	Paper&paperboard for photo,heat,elect.sensitive,light weight coated paper	20.303	209.829	21.115	214.895
4810290000	Oth aluminium paper base, light-weightcoated paper	260.854	11.274.219	425.924	11.129.230
4810294000	Oth paper&paperboard for photo,heat,.elect oth light weight coated paper	83.441	83.463	90.173	90.499
4810295000	Oth paper&paperboard, oth in rollof a width 15cm<one side<36cm,unfolded	0	1	0	4
4810299000	Oth aluminium paper base and artpaper oth light weight coated paper	358.010	6.710.816	346.570	6.647.030
4810313000	Kraftpaper,for separate batery plate,width<=15cm,15cm<side>36cm,unbleached	0	102	0	739
4810319000	Kraft paper,paperboard, not for writing,printing, other grafic purp, <=150 g/m2	122.397	797.230	39.598	350.621
4810329000	Kraft paper,paperboard, not for writing,printing, other grafic purp, >150 g/m2	1.033.897	10.039.519	916.128	8.932.922
4810392000	Paper as interleaf mtrl in proc batteryroll < 15cm, rect < 15 x 36 cm2	22.835	72.614	133.797	429.647
4810393000	Oth kraft paper, roll < 15 cm, rectang< 15 x 36 cm2	0	2.050	0	12.915
4810399000	Kraft paper and paperboard in other size	22.042	1.419.090	10.126	1.251.587
4810921000	Gray backboard, multi ply	10.374	544.150	7.078	387.258
4810929000	Oth paper colored for computercard & gray backboard, multi ply	416.103	4.697.128	406.371	3.723.440
4810992000	Oth paper and paperboardof multi ply	0	1	0	515
4810999000	Oth paper colored for computer card,oth multi ply	555.960	2.716.210	667.554	4.569.042
4811101000	Tarred, bituminised/asphalted paper &paperboard, in roll <15cm, rect<15x36cm2	11.059	146.052	93.680	307.439
4811109000	Tarred, bituminised/asphalted paper &paperboard, in other size	100.340	1.285.303	183.360	3.444.510
4811411000	Gummed or adhesive paper&paperboard,self-adhesive	155.405	2.682.332	437.483	7.308.648
4811419000	Gummed or adhesive paper&paperboard,oth self-adhesive	1.002.338	8.481.774	1.261.684	16.713.096
4811491000	Oth gummed or adhesive paper&paperboardself-adhesive	37.544	719.016	97.057	1.049.484
4811499000	Oth gummed or adhesive paper&paperboardoth self-adhesive	227.107	2.936.235	498.258	5.580.377
4811511000	Paper coated,impregnated or coveredwith plastic, bleached,wg>150g/m	388	68.875	2.161	142.637
4811519000	Paper coated,impregnated or coveredwith plastic, unbleached,wg>150g/m	783.466	8.294.025	1.082.461	11.133.927
4811591000	Paper coated,impregnated or coveredoth for mnfrte of papercup bottoms	3.428	656.982	17.182	2.063.826
4811592000	Oth paper coated,impregnated or coveredand with a lining of aluminium foil	883.404	8.780.668	3.283.484	31.846.738

**I.3. IMPOR MENURUT KOMODITI / IMPORT BY HS COMMODITY**  
**\*\*\* NOPEMBER / NOVEMBER 2008 \*\*\***

HS	Uraian Komoditi Commodity Description	Berat Bersih / Net Weight (Kg)		Nilai / Value C.I.F (US\$)	
		Bulan ini	Kumulatif	Bulan ini	Kumulatif
		Current Month	Cum.Jan. to date	Current Month	Cum.Jan. to date
4811593000	Oth paper coated,impregnated or coveredwith in sheets 15<oneside<36cm unfol	0	155	0	16.857
4811599000	Oth paper coated,impregnated or coveredwith plastic,oth bleached,wg>150g/m	168.023	6.968.677	460.901	18.774.907
4811601000	Paper coated,impregnated or coveredwith wax,paraffin,stearin,oil,glycerol	13.100	198.831	55.620	1.018.949
4811609000	Paper coated,impregnated or coveredwith oth wax,paraff,stearin,oil,glycerol	93.251	1.926.805	188.436	2.909.311
4811903000	Oth paper, paperboard,cellulose waddingweb of cell fibr roll<15cm,rect<15x36crr	6.856	30.391	6.201	67.767
4811909000	Oth paper, paperboard,cellulose waddingweb of cell fibres other size	642.763	10.110.281	2.095.903	34.121.516
4812000000	Filter blocks,slabs&plates,of paperpulp	1.738	288.536	16.842	1.482.476
4813100000	Cigarette paper,in the formof booklets or tubes	4.357	57.070	5.796	186.129
4813200000	Cigarette paper,in the form in rolls ofa width not exceeding 5 cm	455.796	3.093.186	1.497.652	12.898.753
4813900000	Cigarette paper,oth in the of booklets,tubes & in rolls	427.324	7.486.375	2.347.051	25.440.771
4814100000	Wallpaper&similar wall coverings,"ingrain" paper	3.619	21.874	31.873	88.337
4814200000	Wallpaper&similar wall coverings,the face side,with a grained,embossed,	87.448	992.790	141.269	1.945.483
4814900000	Wallpaper&similar wall coverings,oth with transparant protective plastics	162.881	2.211.276	549.020	4.601.472
4816200000	Self-copy paper (other than of 48.09)	11.908	111.641	18.022	171.749
4816900000	Other heat transfer paper & offsetplates of paper	140.719	3.417.435	290.635	4.371.993
4817100000	Envelopes	32.142	325.406	202.112	1.986.469
4817200000	Letter cards,plain postcards andcorrespondence cards	265.755	738.077	275.142	1.037.833
4817300000	Boxes,pouches,wallets & writingcompendiums,of paper or paperboard,	51.107	190.861	232.875	968.533
4818100000	Toilet paper	2.667	199.050	16.155	490.108
4818200000	Handkerchiefs,cleansing or facialtissues & towels	76.489	782.322	232.758	2.492.644
4818300000	Tablecloths and serviettes	98	37.191	671	92.555
4818401100	Napkins & napkin liners for babies &similar sanitary articles	657.151	13.552.710	1.740.336	33.169.961
4818401900	Oth napkins & napkin liners for babies &similar sanitary articles	385.643	5.872.964	966.072	14.763.789
4818402000	Sanitary towels,tampons & similararticles	1.418.798	13.784.146	5.041.882	48.189.470
4818500000	Articles of apparel & clothing,surgical face masks	927	44.109	2.553	188.674
4818900000	Oth articles of apparel & clothing,oth surgical face masks	184.430	1.564.293	461.183	4.169.276
4819100000	Cartons,boxes & cases, of corrugatedpaper or paperboard	765.316	15.257.067	1.759.679	25.610.856
4819200000	Boxes, of non corrugated paper &paperboard	642.995	13.166.546	1.782.247	37.944.397
4819300000	Sacks&bags,base of a width>40cmfor cement or fertizer packing	388.924	2.640.750	770.603	5.276.004
4819400000	Other sacks and bags, including cones	43.185	1.213.854	172.535	3.978.613
4819500000	Other packing containers,includ recordsleeves	172.676	1.756.001	895.398	9.303.417
4819600000	Box files,letter trays,storage boxes&similar articles,used in offices,shops	7.090	279.257	41.261	890.120
4820100000	Registers,account books,note books,receipt books,&similar articles	41.164	820.582	226.028	2.664.053
4820200000	Exercise books	14.162	236.904	34.995	540.790
4820300000	Binders(other than book covers),folders&file covers	8.108	201.640	28.885	575.160
4820400000	Manifold business forms& interleavedcarbon sets	7.985	25.149	26.921	108.210
4820500000	Albums for samples or for collections	19.884	162.975	50.493	454.520
4820900000	Other exercise book,binders,manifold,albums	85.605	534.661	261.139	1.482.535
4821101000	Printed,labels that form of packing forjewellery,small objects & the like	100.935	1.247.990	1.225.809	13.381.684
4821109000	Printed,oth labels that form of packingfor jewellery,small objects & the like	344.426	4.128.761	3.556.924	47.329.574
4821901000	Oth printed,labels that form of packingfor jewellery,small objects & the like	48.632	418.363	450.829	3.236.711
4821909000	Oth printed,oth label that form of packfor jewellery,small objects & the like	130.011	1.853.161	860.744	22.480.810
4822100000	Bobbins,spools,cops&similar of pulpof a kind used for winding textile yarn	12.574	149.659	27.716	1.773.207
4822900000	Bobbins,spools,cops&similar of pulpoth of a kind used for wind textile yarn	110.811	1.831.552	736.540	4.520.824
4823200000	Filter paper in rolls or sheets	296.014	2.554.348	1.426.583	14.627.650
4823401000	Cardiograph recording paper	705	7.820	31.567	121.954
4823409000	Oth paper for self recording for otherapparatus	46.213	674.552	667.034	4.890.617
4823610000	Trays,dishes,plates,cups&the like,ofpaper or paperboard of bamboo	324	1.495	682	7.295
4823690000	Trays,dishes,plates,cups&the like,ofpaper or paperboard of oth than bamboo	18.298	444.954	55.524	1.148.024
4823700000	Gaskets and washers,moulded oprressed artcles of paper pulp	3.151	546.651	24.492	909.001
4823901000	Other paper, cocooning frames forsilk-worms	42.914	494.747	74.943	1.926.590
4823902000	Sterilization indicators,not gummed,cocooning frames for silk-worms	2.425	24.558	5.804	99.547
4823903000	Cup stock board (I.e. polyethylene (pe)in rels of width of less than 10 cm	1.050	56.120	1.180	53.534
4823904000	Telegraph or teleprinter paper in stripor rolls	11	1.026	288	408.680
4823905000	Display cards for jewellery/for smallobjects of personal adornment	257	17.979	1.437	82.397
4823906000	Punched jacquard cards	0	10.352	0	50.749
4823907000	Fans&handsscreens,with paper mountsor leaves&frames of any materials	6	11.428	20	18.225
4823909000	Other,cut to size/shape,other than instrips, rolls or sheets	383.696	6.501.871	1.432.903	19.540.260
4901100000	Print books in official language of impctry for educations, in single sheet	117.904	1.277.149	764.142	24.210.334
4901910000	Dictionaries,wholly/essentially in theofficial language of the import country	30	45.723	22	363.198
4901991000	Oth educational,wholly/essential in theofficial language of the import country	55.378	542.936	1.033.459	3.432.143
4901999000	Oth educational,oth wholly/essential inofficial language of the import country	155.619	1.448.242	1.449.291	14.468.238
4902100000	Newspapers,journals & periodicalsappearing at least four times a week	1.050	6.992	3.570	53.776
4902900000	Oth newspapers, journals and periodicals	14.498	193.453	79.856	1.060.994
4903000000	Childrens picture,drawing or coloringbooks.	4.487	194.878	4.542	657.592
4904000000	Music,printed or in manuscript,whetheror not bound or illustrated.	2.455	58.198	57.196	435.159
4905100000	Maps&hydrographic or similar charts ofall kinds,globes	271	46.501	618	411.413
4905910000	Maps&hydrographic or similar charts ofall kinds,in book form	0	739	0	15.007
4905990000	Maps&hydrographic or similar charts ofall kinds,in other form	4	20.619	516	126.398
4906001000	Plans&drawings,including photographicreproduct&carbon copies of plans&drawin	29	5.508	708	179.397
4906009000	Plans & drawings, being originals drawnby hand, hand-written texts	350	11.617	7.458	314.340
4907001000	Banknotes, being legal tender	0	83	0	874
4907002000	Unused postage stamps	0	9	0	96

**I.3. IMPOR MENURUT KOMODITI / IMPORT BY HS COMMODITY**  
**\*\*\* NOPEMBER / NOVEMBER 2008 \*\*\***

H S	Uraian Komoditi Commodity Description	Berat Bersih / Net Weight (Kg)		Nilai / Value C.I.F (US\$)	
		Bulan ini	Kumulatif	Bulan ini	Kumulatif
		Current Month	Cum.Jan. to date	Current Month	Cum.Jan. to date
4907004000	Stock,share/bond certificates&similar documents of title; cheque forms	164	548	40.669	340.289
4907009000	Other banknotes,unused postage, revenue,stock,share & the like	724	25.940	125.817	1.587.207
4908100000	Transfers (decalcomanias), vitrifiable	71.542	396.748	387.748	4.799.061
4908900000	Oth than transfers (decalcomanias),vitrifiable	18.269	212.597	132.256	2.483.376
4909000000	Printed/illustrated postcards, cardgreetings, messages/the like	6.519	20.656	6.693	255.510
4910000000	Calendars of any kind,printed,includingcalendar blocks.	35.706	264.574	109.645	555.455
4911100000	Trade advertising material, commercial catalogues & the like	79.322	402.135	227.340	2.280.056
4911912000	Printedmatter,wall pictures&diagram forinstruct purposes;designs&photograph	6.226	7.837	15.204	31.279
4911913000	Printed matter,oth printed picturesand photographs	829	27.764	26.616	504.015
4911919000	Printed matter,oth anatomical&botanicaldiagram & wall picture	5.120	139.890	78.667	1.332.727
4911991000	Printed card for jewellery,small objectperson adornment,carried in the pocket	111	17.385	2.173	130.293
4911992000	Printed stickers for explosives	0	1.636	0	22.572
4911999000	Oth printed matter, oth printed sticker& printed card	53.667	598.648	458.047	4.282.904
5001000000	Silkworm cocoons suitable for reeling.	14.764	251.107	83.517	1.937.331
5002000000	Raw silk (not thrown).	719	35.535	6.692	780.572
5003000000	Silk waste (incl. cocoons unsuitablefor reeling, yarn waste&garneted stock).	0	48.721	0	420.133
5004000000	Silk yarn(oth than yarn spun fromsilk waste) not put up for retail sale.	19.672	258.932	63.160	1.823.368
5005000000	Yarn spun from silk waste,not put upfor retail sale.	0	93.590	0	236.757
5006000000	Silk yarn & yarn spun from silk waste,put up for retail sale;silk-worm gut.	819	45.013	8.822	230.191
5007100010	Fabrics of noil silk,bleached/unbleached	11	18.158	1.088	384.882
5007100090	Fabrics of noil silk, oth than bleached/unbleached	36.426	608.174	247.768	4.845.050
5007200010	Oth fabrics,silk/silk waste >85%,oth than noil silk,bleached/unbleached	45	9.441	762	75.002
5007200090	Oth fabrics,silk/silk waste >85%,oth than noil silk,oth bleach/unbleach	211	8.361	6.424	120.935
5007900010	Oth fabrics,silk/silk waste < 85%,oth than noil silk,bleached/unbleached	8.686	30.167	36.475	365.832
5007900090	Oth fabrics,silk/silk waste < 85%,oth than noil silk,oth bleach/unbleach	2.420	130.064	93.931	968.379
5101110000	Shorn wool, not carded/combed,greasy, including fleece-washed wool	520	11.240	6.020	60.432
5101190000	Oth shorn wool, not carded/combed,greasy, including fleece-washed wool	230	642.400	2.736	2.166.225
5101210000	Shorn wool, not carded/combed,degreased, not carbonised	30	2.583	1.537	35.437
5101290000	Oth shorn wool, not carded/combed,degreased, not carbonised	59.003	59.881	209.286	221.419
5102190000	Fine animal hair,not carded/combedoth of kashmir (cashmere) goats	0	457	0	24.750
5102200000	Coarse animal hair,not carded/combed	0	178	0	2.873
5103100000	Noils of wool/of fine animal hair incl.yarnwaste but exclude garnettstock	0	1.159	0	34.283
5103300000	Waste of coarse animal hair includeyarn waste but exclude garnetted stock	0	370	0	4.130
5105100000	Carded wool	22.935	48.072	142.815	304.559
5105210000	Combed wool in fragments	0	10.258	0	71.796
5105290000	Combed wool not in fragments	61.105	1.182.557	542.875	11.815.593
5105310000	Fine animal of kashmir (cashmere)goats	0	49	0	5.600
5106100000	Yarn,carded, wool > 85% by weightnot put up for retail sale	198	34.603	3.258	309.812
5106200000	Yarn,carded, wool < 85% by weightnot put up for retail sale	43.451	634.821	308.460	4.857.425
5107100000	Yarn,combed, wool > 85% by weightnot put up for retail sale	474	141.776	5.662	1.305.600
5107200000	Yarn,combed, wool < 85% by weightnot put up for retail sale	0	23.883	0	282.300
5108100000	Yarn of fine animal hair not put upfor retail sale., carded	0	3	0	40
5109100000	Yarn,wool/animal hair > 85%, for retail sale	0	9.983	0	378.109
5109900000	Yarn,wool/animal hair < 85%, for retail sale	0	14.360	0	122.423
5110000000	Yarn,coarse animal hair/of horsehairwether not put up for retail sale	2	106.540	1.196	774.897
5111110000	Woven fabric,carded,wool/animal hair>85%, weight < 300 g/m	6.547	76.582	213.904	1.538.150
5111190000	Woven fabric,carded,wool/animal hair>85%, weight > 300 g/m	465	30.767	20.815	395.922
5111200000	Woven fabric,carded, wool/animal hairmix. mainly w/made filament	0	31.014	0	393.869
5111300000	Woven fabric,carded, wool/animal hairmix. mainly w/made stapel	0	117.995	0	1.182.391
5111900000	Woven fabric,carded, wool/animal hairroth mixed	0	34.171	0	323.353
5112110000	Woven fabrics,combed wool/animal hair>85%, weight < 200 g/m	14.062	351.081	419.001	6.691.153
5112190000	Woven fabrics,combed wool/animal hair>85%, oth weight > 200 g/m	40.957	627.030	959.508	14.498.811
5112200000	Woven fabrics,combed wool/animal hairmix. mainly w/made filament	7.532	106.645	105.682	2.018.620
5112300000	Woven fabrics,combed wool/animal hairmix. mainly w/made stapel	25.825	274.973	563.687	4.602.165
5112900000	Woven fabrics,combed wool/animal hairroth mixed	16.067	116.871	388.286	2.065.538
5113000000	Woven fabrics of coarse animal hair/of horsehair	6.963	121.354	80.668	1.278.066
5201000000	Cotton, not carded/combed.	63.067.673	674.365.123	107.465.281	1.114.376.110
5202100000	Cotton waste,yarn waste	1.841.238	6.679.794	546.515	2.037.277
5202910000	Cotton waste,garnetted stock	0	1.486.981	0	822.799
5202990000	Oth yarn waste & garnetted stock	8.131	532.678	58.123	2.192.449
5203000000	Cotton, carded/combed.	253.090	2.387.051	3.624.835	20.314.032
5204110000	Cotton sewing thread,not for salecont 85%/more by weight of cotton	6.955	422.140	63.227	2.002.090
5204190000	Cotton sewing thread,not for retail saleoth cont 85%/more of cotton	41.158	1.322.811	401.082	5.516.288
5204200000	Cotton sewing thread, for retail sale	914	47.835	7.792	311.468
5205110000	Single yarn,of uncombed fibres measur714.29 decitex/more, cotton>85%	501.466	7.394.329	1.357.005	16.418.158
5205120000	Single yarn,of uncombed fibres232<measuring<714.29dec,cotton>85%	362.501	3.637.910	1.085.073	8.233.606
5205130000	Single yarn,of uncombed fibres192.31<measuring<232.56 dec,cotton>85%	13.563	1.540.344	34.718	3.778.081
5205140000	Single yarn,of uncombed fibres125<measuring<192.31dec,cotton>85%	48.495	577.173	243.361	2.976.671
5205150000	Single yarn,of uncombed fibres measuring<125dec (>80metric number),cotton>8	0	1.629	0	4.911
5205210000	Single yarn,of combed fibresmeasuring 714.29dec/more,cotton>85%	47.034	969.958	201.883	2.567.668
5205220000	Single yarn,of combed fibres232.56<measuring<714.29dec,cotton>85%	79.599	7.577.756	144.369	11.479.659
5205230000	Single yarn,of combed fibres192.31<measuring<232.56dec,cotton>85%	28.765	80.954	77.587	273.807
5205240000	Single yarn,of combed fibres125<measuring<192.31dec,cotton>85%	1.550	1.341.243	5.280	2.307.470

**I.3. IMPOR MENURUT KOMODITI / IMPORT BY HS COMMODITY**  
**\*\*\* NOPEMBER / NOVEMBER 2008 \*\*\***

HS	Uraian Komoditi Commodity Description	Berat Bersih / Net Weight (Kg)		Nilai / Value C.I.F (US\$)	
		Bulan ini	Kumulatif	Bulan ini	Kumulatif
		Current Month	Cum.Jan. to date	Current Month	Cum.Jan. to date
5205270000	Single yarn,of combed fibres83.33<measuring<106.38 dec,cotton>85%	0	150	0	960
5205280000	Single yarn,of combed fibres measuring<83.33 decitex (>120metric),cotton>85%	0	49.104	0	163.925
5205310000	Cable yarn,of uncombed fibres persingle yarn 14.29dec/more,cott>85%	13.243	119.556	28.208	338.141
5205320000	Cable yarn,of uncombed fibres persingle yarn 232.56<measur<714,29,cott>85%	10.458	483.481	28.635	1.325.729
5205330000	Cable yarn,of uncombed fibre per single yarn192.31<measuring<232.56,cott>85%	0	249	0	3.360
5205350000	Cable yarn,of uncombed fibres persingle yarn<125 (>80 metric), cotton>85%	0	11.461	0	69.169
5205410000	Cable yarn,of combed per single yarn714.29 decitex/more(<14metric),cott>85%	14.956	157.338	54.963	787.643
5205420000	Cable yarn,of combed per single yarn232.56<measuring<714.29dec,cotton>85%	10.107	911.624	57.352	2.660.459
5205430000	Cable yarn,of combed per single yarn192.31<measuring<232.56dec,cotton>85%	11.470	122.891	24.751	435.347
5205440000	Cable yarn,of combed per single yarn125<measuring<192.31dec,cotton>85%	63.927	481.388	474.068	5.723.855
5205470000	Cable yarn,of combed per single yarn83.33<measuring<106,38dec,cotton>85%	0	36.565	0	154.591
5205480000	Cable yarn,of combed per single yarn<83,33decitex(>120metric),cotton>85%	0	89.383	0	808.891
5206110000	Single yarn of uncombed fibres, 714,29or more (<14 metric),cotton<85%	24.693	951.265	96.166	4.366.316
5206120000	Single yarn of uncombed fibres,232<measuring<714.29dec,cotton<85%	0	60.159	0	165.822
5206130000	Single yarn of uncombed fibres,192.31<measuring<232.56dec,cotton<85%	0	220	0	3.577
5206140000	Single yarn of uncombed fibres,125<measuring<192.31dec,cotton<85%	0	10	0	4
5206150000	Single yarn of uncombed fibres,<125dec(exeeding 80 metric),cotton<85%	35.391	50.586	168.369	255.092
5206210000	Single yarn, of combed fibres,measure>714.29(not>14 metric),cott<85%	20.760	27.393	44.913	110.674
5206220000	Single yarn, of combed fibres,232.56<measure<714.29 dec,cotton<85%	56	313.874	3.480	700.330
5206230000	Single yarn, of combed fibres,192.31<measuring<232.56dec,cotton<85%	187.291	379.214	430.391	1.075.545
5206240000	Single yarn, of combed fibres125<measuring<192.31 dec	0	2.208	0	5.318
5206250000	Single yarn,of combed fibres measuring<125 decitex (> 80 metric number)	1.668	1.716	21.856	22.575
5206310000	Cabled yarn,of uncombed measuringper single yarn > 714.29 decitex	0	5.699	0	59.961
5206320000	Cabled yarn,of uncombed persingle yarn232.56<measuring<714.29dec	2.269	82.517	18.138	424.396
5206330000	Cabled yarn,of uncombed persingle yarn192.31<measuring<232,56decitex	0	4.334	0	21.558
5206340000	Cabled yarn,of uncombed persingle yarn125<measuring<192,31decitex	0	21	0	100
5206350000	Cabled yarn,of uncombed measuringper single yarn<125(>= 80 metric number)	0	5.906	0	43.669
5206410000	Cable yarn,of combed fibres measuringper single yarn 714.29 decitex/more	0	40.780	0	211.940
5206420000	Cable yarn,of combed fibres persingle yarn 232.56<measuring<714,29 decitex	3.124	22.109	48.193	174.805
5206430000	Cable yarn,of combed fibres persingle yarn 192.31<measuring< 232.56decitex	0	53	0	895
5206440000	Cable yarn,of combed fibres persingle yarn 125<measuring<192,31decitex	0	6.363	0	94.522
5206450000	Cable yarn,of combed fibres measuringper single yarn<125decitex (>80 metric)	0	13.271	0	135.976
5207100000	Cotton yarn(oth than sewing thread) putcont 85%/more by weight of cotton	297	611.786	2.446	1.235.717
5207900000	Cotton yarn sewing thread put upcont 85%/more by weight of cotton	18.275	247.209	127.801	906.031
5208110000	Unbleached plain weave, weight >=85% ofcotton, weighing <= 100 g/m	245.515	2.531.919	1.699.238	15.069.807
5208120000	Unbleached plain weave >=85% of cotton,weighing > 100 g/m	128.384	1.893.393	611.181	9.908.255
5208130000	Unbleached 3-thread/4-thread twill,incl. cross twill >=85% of cotton	13.609	101.307	64.165	749.441
5208190000	Other unbleached fabrics>=85% of cottonweighing <= 200 g/m	330.466	5.173.936	2.560.378	34.871.861
5208210000	Absorbent fabric bleached for surgicaluse, cotton >=85%, weighing <=200 g/m	209.920	1.756.628	1.589.858	9.631.179
5208220000	Bleached plain weave, weighing > 100g/m	378.536	2.931.192	2.182.066	17.426.831
5208230000	Bleached 3-thread/4-thread twill, incross twill >=85% of cotton	25.316	68.589	142.999	444.067
5208290000	Other bleached fabrics >85% of cottonweighing <= 200 g/m	510.688	2.985.206	3.732.179	24.472.475
5208310010	Plain weave dyed; voile/chemi voileweighing < 100 g/m	4.928	1.175.871	104.283	7.175.085
5208310020	Cambrics dyed weighing < 100 m/gweighing < 100 g/m	0	1.026	0	12.102
5208310030	Other garments matter weighing < 100 m/g	12.907	161.872	107.081	974.849
5208310090	Other dyed fabrics weighing < 100 m/g	74.909	3.158.814	456.935	13.242.346
5208320000	Plain weave dyed, weighing > 100 g/m	247.137	4.293.727	2.445.970	42.135.087
5208330000	3-thread/4-thread twill dyed,including twill	36.842	337.138	293.746	3.193.759
5208390000	Other dyed fabrics >85% weighing < 200 m	75.771	1.836.145	1.430.139	14.316.103
5208410010	String fabrics plain weave of differentcolor , weight <= 100 m/g	4.760	138.986	87.833	1.816.344
5208410090	Other plain weave of different color,weight <= 100 m/g	72.478	246.059	372.113	2.137.395
5208420010	String fabrics of different colorweighing > 100 g/m	23.374	403.371	210.759	4.426.682
5208420090	Plain weave other than string fabrics ofcolor, weighing > 100 g/m	562.253	6.338.594	8.194.097	87.262.372
5208430000	Diff.colour,3 or 4-thread twill, wovenfabrics, 85% cotton,weight>200g/m2	2.059	165.412	29.928	1.081.588
5208490000	Other fabrics of different color	23.424	205.707	76.763	2.077.114
5208510000	Plain weave printed of different color,<= 100 m/g	10.495	516.562	117.863	4.669.651
5208520000	Plain weave printed of different color,> 100 m/g	7.323	478.652	96.085	4.716.728
5208590000	Other fabrics printed of differentcolor	120.136	624.445	941.464	5.217.273
5209110000	Plain weave unbleached cont.>=85% ofcotton, weight >200 g/m	57.954	706.938	356.940	6.492.508
5209120000	3-thread/4-thread twill unbleached,cont.85% of cotton, weight > g/m	27.429	125.100	82.023	511.705
5209190000	Other fabrics unbleached con.85% ofcotton, weight > 200 g/m	309.970	7.436.541	3.355.225	51.766.527
5209210000	Plain weave unbleached , cont.85% ofcotton, weight > 200 g/m	55.001	1.238.145	226.604	4.471.681
5209220000	Bleached, 3 or 4-thread twill, wovenfabrics, 85% cotton,weight>200g/m2	49.524	351.167	503.187	2.951.673
5209290000	Other fabrics unbleached. cont.85% ofcotton, weight>200 g/m	176.320	1.818.334	1.562.201	13.043.783
5209310000	Plain weave dyed, cont.85% of cotton,weight > 200 g/m	101.159	1.608.212	796.780	11.600.938
5209320000	Dyed, 3 or 4-thread twill, incl. twillcont.85% of cotton, weight>200g/m	124.991	2.757.436	947.955	19.920.807
5209390000	Other fabrics dyed, cont.85% of cottonweight > 200 g/m	150.427	2.852.067	1.164.138	19.563.070
5209410000	Plain weave of yarns of diff color,cont 85% of cotton, wght>200 g/m	36.201	377.521	273.682	2.961.879
5209420000	Denim of yarns diff color, cotton>85%,weight > 200 g/m	511.876	6.428.255	1.649.010	25.123.936
5209430000	Oth fabrics of 3-thread /4-threadcont 85% of cotton, wght>200 g/m	25.841	222.121	106.184	930.534
5209490000	Other fabrics of yarns diff colorscont 85% of cotton, wght>200 g/m	318.916	3.330.371	2.488.530	27.433.694
5209510000	Printed plain weave, cont.85% of cottonweight > 200 g/m	6.461	88.138	41.973	377.953
5209520000	Oth.thn plain weave 3 or 4-thread twill,printed, 85% of cotton, wght>200 g/m	39.075	192.621	191.189	1.268.850

**I.3. IMPOR MENURUT KOMODITI / IMPORT BY HS COMMODITY**  
**\*\*\* NOPEMBER / NOVEMBER 2008 \*\*\***

HS	Uraian Komoditi Commodity Description	Berat Bersih / Net Weight (Kg)		Nilai / Value C.I.F (US\$)	
		Bulan ini	Kumulatif	Bulan ini	Kumulatif
		Current Month	Cum.Jan. to date	Current Month	Cum.Jan. to date
5209590000	Other printed fabric cont.85% of cottonweight > 200 g/m	75.606	817.229	582.426	5.265.259
5210110000	Unbleached plain weave, cont. <85% of cotton, mixed with m-m-f weight<=200g/m	138.364	1.262.291	997.602	9.378.780
5210190000	Oth unbleached fabrics, cont.<85%mixed with m-m-f weight<=200g/m	260.745	2.909.791	1.293.636	15.738.510
5210210000	Bleached plain weave cont.<85% of cotton, mixed with m-m-f weight<=200g/m	36.827	349.849	601.869	4.170.630
5210290000	Oth bleached fabrics, cont.<85% of cotton, mixed with m-m-f weight<=200g/m	2.942	240.355	26.089	1.600.416
5210310000	Dyed plain weave cont. <85% of cotton, mixed with mmf weight<=200g/m	190.523	1.741.843	2.296.445	18.083.707
5210320000	3-thrd/4-thrd twill, incl.twill<85%of cotton, mix w/m-m-f weight<=200g/m	9.655	92.463	102.987	1.009.484
5210390000	Other dyed fabrics cont. <85% of cotton, mixed with m-m-f weight<=200g/m	10.589	318.715	143.420	3.620.568
5210410010	String fabrics of yarns of diff color<85%of cotton, with mmf weight<=200g/m	16.266	323.870	250.649	2.327.925
5210410090	Plain weave other than string fabrics<85%of cotton, with mmf weight<=200g/m	17.257	325.585	196.013	2.950.546
5210490000	Oth fabrics of diff color cont.<85% of cotton, mixed with mmf weight<=200g/m	335.423	1.300.213	1.453.341	7.885.154
5210510000	Printed plain weave cont.<85% of cotton,mixed with mmf weight<=200g/m	5.968	62.632	76.143	403.318
5210590000	Other printed fabrics cont.85% of cotton, mixed with mmf weight<=200g/m	89.650	1.367.945	678.991	8.233.499
5211110000	Unbleached plain weave, cont. <85% of cotton, mixed with m-m-f weight>200g/m	18.755	126.354	181.396	1.387.664
5211120000	3-thread/4-thread twill unbleachd,inctwill<85% of cotton w/mmf weight>200g/m	826	31.321	5.238	239.238
5211190000	Oth unbleached fabrics, cont.<85%mixed with m-m-f weight>200g/m	141.222	1.335.569	963.416	11.008.137
5211200000	Bleached plain weave cont.<85% of cotton, mixed with m-m-f weight>200g/m	157.078	1.296.562	1.242.197	8.997.619
5211310000	Dyed plain weave cont. <85% of cotton, mixed with m-m-f weight>200g/m	19.352	81.419	152.419	918.816
5211320000	3-thrd/4-thrd twill, incl.twill<85%of cotton, mix w/m-m-f weight>200g/m	3.317	98.820	45.702	795.590
5211390000	Other dyed fabrics cont. <85% of cotton, mixed with m-m-f weight>200g/m	3.947	1.284.696	43.708	9.487.008
5211410010	String fbrcs of yarn of diff color<85%of cotton, mixed with mmf weight>200g/m	0	3.197	0	13.419
5211410090	Yarns of diff clour oth than string fab<85% of cotton, mxd w/mmf>200 g/m	0	18.634	0	158.029
5211420000	Denim of yarns diff color, cotton<85%,mix wth man-made fibr weight>200g/m	178.491	3.007.237	348.496	6.206.852
5211430000	Oth fabrics of 3-thread/4-thrd<85%of cotton, mixed with mmf weight>200g/m	0	31.290	0	47.164
5211490000	Oth fabrics of diff color cont.<85% of cotton, mixed with mmf weight>200g/m	27	36.285	367	450.262
5211520000	3-thre/4-thread twill,incl.twill<85%of cotton, mixed with mmf weight>200g/m	4.377	54.346	43.526	575.684
5211590000	Oth printed fabrics cont.<85% of cotton, mixed with mmf weight>200g/m	0	46.113	0	365.652
5212110000	Unbleached woven fabrics of cottonweight <=200 g/m	792	45.953	9.569	406.372
5212120000	Bleached woven fabrics of cottonweight <=200 g/m	212.709	2.187.028	1.262.782	12.171.643
5212130000	Dyed woven fabrics of cottonweight <=200 g/m	1.492	381.796	15.818	2.825.548
5212140000	Woven fabrics of cotton of yarns of different color weight <=200 g/m	24.067	533.706	159.712	3.623.049
5212150000	Printed woven fabrics of cottonweight <=200 g/m	453	87.201	7.193	548.674
5212210000	Unbleached woven fabrics of cottonweight > 200 g/m	0	11.957	0	162.027
5212220000	Bleached woven fabrics of cottonweight > 200 g/m	0	2.715	0	51.576
5212230000	Dyed woven fabrics of cottonweight > 200 g/m	0	16.379	0	189.397
5212240000	Woven fabrics of cotton of yarns of different color weight > 200 g/m	0	58.499	0	518.412
5212250000	Printed woven fabrics of cottonweight > 200 g/m	16.469	75.956	111.889	547.576
5301100000	Flax, raw/retted-flax, raw/retted	3	13.953	326	69.005
5301210000	Broken/scutched flax,broken,scutch-ed/other processed but not spun	0	397	0	3.772
5301290000	Other flax, raw/processed but notspun; falx waste	0	110	0	1.033
5301300000	Flax tow & waste raw/processedbut not spun	422	7.564	4.376	56.708
5302100000	True hemp, raw/retted	0	14.607	0	24.018
5302900000	Other hemp raw and processed butnot spun	0	1.161	0	11.624
5303100000	Jute & oth textile bast fibres, raw/retted	575.824	5.011.571	418.701	3.014.732
5303900000	Jute & oth textile bast fibres,processed but not spun	458	17.227	7.556	264.801
5305000011	Raw coir coconut fibres	0	75.862	0	36.251
5305000021	Raw abaca fibres	0	107.940	0	102.982
5305000029	Abaca fibres processed	0	54	0	644
5305000090	Oth than coconut, abaca, ramitextile fibres	183.744	1.602.418	172.925	3.413.323
5306100000	Single flax yarn	0	381.066	0	1.014.465
5306200000	Multiple (folded)/cabled flax yarn	135	187	1.918	4.467
5307100000	Single yarn of jute/of oth textilebast fibres of heading 53.03.	323	79.460	8.183	93.827
5307200000	Multiple (folded)/cabled of jute/oth fibres bast fibres of heading 53.03.	1.040.663	7.945.665	767.485	5.742.517
5308100000	Coir yarn of ther textile bast fibres of5303	42	2.998	365	109.631
5308200000	True hemp yarn of other textile basffibres of head 5303	0	54.689	0	421.600
5308901000	Paper yarn	7.875	536.395	22.296	1.465.344
5308909000	Other paper yarn	129.900	614.886	120.211	823.108
5309110000	Unbleached/bleached woven fabricsof flax cont.>=85% of weight of flax	4.003	19.978	89.537	263.334
5309190000	Other woven fabrics of flax cont.>=85%of weight of flax	50.990	560.400	1.434.916	8.207.448
5309210000	Unbleached/bleached woven fabricsof flax cont.<85% of weight of flax	13.495	84.913	92.871	667.157
5309290000	Other woven fabrics of flax cont.<85%of weight of flax	73.821	357.665	770.055	4.356.177
5310100010	Unbleached plain woven fabrics of othertextile bast fibres of head 5303	65.757	450.336	58.901	464.521
5310100090	Bleached plain woven fabrics of othertextile bast fibres of head 5303	0	579	0	7.189
5310900000	Other woven fabrics of jute/of othrbast fibres of heading 53.03.	0	2.047	0	15.278
5311000000	Woven fabrics of oth vegetable textilefibres; woven fabrics of paper yarn.	26.550	474.105	127.603	1.892.947
5401100000	Sewing thread of man-made flmentof synthetic filaments	363.034	1.637.574	972.973	9.228.861
5401200000	Sewing thread of artificial flmntfor retail sale	1.423	196.972	14.270	961.030
5402110000	High tenacity yarn of nylon/otherspolyamide of aramids	87.276	1.071.489	524.925	11.627.899
5402190000	High tenacity yarn of nylon/otherspolyamide of oth aramids	110.372	3.467.272	530.203	14.704.956
5402200000	High tenacity yarn of polyesters	662.572	12.503.025	1.589.772	30.278.407
5402310000	Textured yarn of nylon/oth polyamidesmeasuring single yarn <= 50 tex	5.050	218.194	49.013	1.794.910
5402320000	Textured yarn of nylon/other poly-amides, measuring single yarn <= 50 tex	80.484	1.043.332	249.964	2.548.852
5402330000	Textured yarn of polyesters	493.374	11.599.805	2.430.485	45.002.150

**I.3. IMPOR MENURUT KOMODITI / IMPORT BY HS COMMODITY**  
**\*\*\* NOPEMBER / NOVEMBER 2008 \*\*\***

H S	Uraian Komoditi Commodity Description	Berat Bersih / Net Weight (Kg)		Nilai / Value C.I.F (US\$)	
		Bulan ini Current Month	Kumulatif Cum.Jan. to date	Bulan ini Current Month	Kumulatif Cum.Jan. to date
5402340000	Textured yarn of polypropylenesynthetic filament	7.678	444.777	30.912	1.180.520
5402390000	Other texture synthetic filament yarn	184.342	4.251.135	565.808	12.015.208
5402440000	Oth yarn, single, of elastomeric<=50 turns/m	107.676	1.616.467	681.154	10.070.985
5402450000	Oth yarn, single, oth, of nylonor oth polyamides, <=50 turns/m	114.241	1.683.701	472.684	6.350.530
5402460000	Oth yarn, single, oth, of polyesters,partially oriented, <=50 turns/m	386.705	2.670.962	715.458	6.041.407
5402470000	Oth yarn, single, of oth polyestersfor mdical/srgical use, <=50 turns/mtr	394.894	4.145.830	744.350	11.293.790
5402480000	Oth yarn, single, oth, ofpolypropylene, <=50 turns/m	21.482	192.851	35.552	449.901
5402490000	Oth yarn, single, oth thn, of elast,nylon,polyeste,polypropylene,<=50 trn/mtr	64.871	2.194.723	351.769	11.552.474
5402510000	Oth yarn, single,twist,of nylon/oth polyamides, > 50 turns/m	139.265	283.301	362.404	929.777
5402520000	Oth yarn,single,twist, of polyester> 50 turns/mtr	47.479	1.864.236	106.164	3.901.765
5402590000	Oth yarn,single,twist,oth th of nylonor oth plyamide&polyester,>=50 trn/mtr	28.648	172.351	124.740	1.387.873
5402610000	Oth yarn of nylon/oth polyamides,multiple/cable	48.300	825.719	136.127	1.240.221
5402620000	Other yarn of polyester,multiple/cable	30.723	805.196	186.674	3.701.408
5402690000	Oth yarn,multiple/cable,oth thnof nylon/oth polyamides&polyester	15.334	844.143	88.880	4.206.994
5403100000	High tenacity yarn of viscose rayon	15.369	220.252	41.619	543.552
5403310000	Other single yarn of viscose rayon, untwisted/with a twist <120 turns/m	36.236	660.379	220.515	2.053.329
5403320000	Other single yarn of viscose rayon, withtwist exceeding 120 turns/m	0	43.941	0	299.590
5403330000	Other single yarn of cellulose acetate	451	212.772	7.830	1.236.484
5403390000	Other single yarn	109.502	1.384.939	671.155	6.962.332
5403410000	Other multiple (folded)/cable yarn ofyarn of viscose rayon	30.544	399.359	95.097	1.502.103
5403420000	Other multiple (folded)/cable yarn ofof cellulose acetate	978.059	11.844.190	4.554.569	51.784.478
5403490000	Other artificial filament yarn	16.406	357.153	125.662	1.720.334
5404110000	Synth monfilament of elastomeric>=67dctx,dim.<=1mm, width<=5mm	18.483	340.716	61.904	1.220.388
5404120000	Synth.monfilmnt oth, of polypropylne>=67dctx,dim.<=1mm, width<=5mm	0	117.005	0	353.489
5404190000	Synth.mnfilmnt oth thn elast&plyprln>=67dctx,dim.<=1mm, width<=5mm	341.393	3.879.483	2.071.457	17.936.070
5404900000	Synthetics other than filamentsexceeds 1 mm, width <= 5 mm	226.810	2.400.070	645.880	8.615.508
5405000000	Artificial monofilament >=67 dec, nocross-sect,dim>=1mm,strip and the like	1.400	115.808	12.084	568.711
5406000000	Man-made flamnt yarn(oth thn sewingthread), put up for retail sale.	23.981	950.681	216.717	2.702.710
5407101100	Unbleached tyre woven fabrics &conveyor duck	221.744	1.419.562	1.255.139	10.733.965
5407101900	Other unbleached other than tyre wovenfabrics & conveyor duck	91.370	1.874.927	988.485	14.386.072
5407109100	Tyre woven fabrics & conveyor duckof other woven fabrics of synthtcs flmnt	22	4.878	895	53.069
5407109900	Other woven fabrics of synthetics flmntobtained materials of head 54.04	40.128	406.120	581.661	5.298.506
5407200000	Woven fabric, bleached/no,obtained from strip/the like	141.053	1.019.936	658.210	5.202.041
5407300000	Fabrics specified in note 9 to section	12.243	190.269	73.655	1.920.519
5407411000	Woven nylon mesh fabric of untwistedweight >=85% of flmnt of nyln/polyamd	952	238.395	19.057	1.957.145
5407419000	Woven fabrics obtained from high tencitymaterials of heading 54.04.	347.363	1.381.989	1.920.185	8.264.919
5407420000	Dyed woven fabrics weight>=85% of filament of nylon/polyamides	242.069	4.442.177	2.828.871	51.505.230
5407430000	Woven fabrics of yarn of diff colorsweight >=85% of flmnt of nyln/polyamd	0	45.857	0	544.887
5407440000	Printed woven fabrics weight>=85%of flmnt of nyln/polyamd	1.137	60.267	20.231	500.908
5407510000	Woven fabrics, bleachd/no,con.>=85% of txturd polyestr flmnt	524.334	4.029.641	1.653.157	20.669.209
5407520000	Dyed woven fabrics cont.>=85% ofweight of textured polyester flmnt	866.133	9.146.783	5.869.792	65.112.731
5407530000	Oth woven fabrics of yarn of diff colorweight>=85% of texprd polyester filament	57.812	384.488	362.362	2.667.199
5407540000	Printed woven fabrics cont.>=85%,weight>=85% of texprd polyester filament	71.534	1.696.611	653.896	15.573.451
5407610000	Oth woven fabrics, cont >=85% of byweight of non textured polyester flamnt	1.368.292	12.384.755	6.956.521	78.472.214
5407690000	Oth bleached/unbleached woven fabricscont.>=85% of polyester polymnts	1.321.369	5.079.180	9.225.838	41.610.939
5407710000	Oth woven fabric,bleachd/no,con.>=85% of txturd polyester flmnt	16.624	871.001	172.835	4.752.193
5407720000	Dyed woven fabrics cont.>=85% ofweight of synthetics filament	118.834	1.189.894	874.201	7.659.894
5407730000	Oth woven fabrics of yarn of diff color>=85% weight of synthetic filaments	7.570	141.486	22.411	454.670
5407740000	Printed woven fabrics cont.>=85%,weight of synthetics filament	2.072	99.418	20.945	786.296
5407810000	Woven fabrics,bleachd/no,cont.<85% weight of synth flmnt with cotton	27.203	164.724	249.423	1.509.130
5407820000	Dyed woven fabrics cont.<85% ofweight of synth flmnt with cotton	44.439	617.534	257.026	4.260.939
5407830000	Oth woven fabrics of yarn of diff colorweight<85% of synth flmnt with cotton	143	69.756	7.442	480.049
5407840000	Printed woven fabrics cont.<85%,weight of synth flmnt with cotton	609	33.898	3.948	128.765
5407910000	Woven fabric,bleachd/no,obtaindothoer than synthetics/cotton filament	41.334	276.612	382.278	2.180.283
5407920000	Dyed woven fabrics obtained otherthan synthetics/cotton filaments	162.266	2.393.072	1.277.235	19.486.181
5407930000	Oth woven fabrics of yarn of diff colorother than synthetics/cotton filament	21.108	181.415	136.578	1.094.218
5407940000	Printed wiven fabrics obtained otherthan synthetics/cotton filaments	35.592	155.864	287.732	1.190.243
5408101000	Unbleached woven fabrics obtainedfrom high yarn of viscose rayon	14.483	141.200	223.271	1.275.202
5408109000	Bleached woven fabrics obtainedfrom high yarn of viscose rayon	28.765	399.402	318.674	3.708.406
5408210000	Woven fabrics, bleachd/no,cont.>=85%wght of artificial flmnts/strip	12.672	75.026	31.630	235.819
5408220000	Dyed woven fabrics cont.>=85%weight of artificial flmnts/strip	34.078	1.205.947	276.395	5.023.674
5408230000	Oth woven fabrics of yarn of diff color>=85%wght of artifcl flmnt/strip	0	68.286	0	454.778
5408240000	Printed woven fabrics cont.>=85%weight of artificial flmnts/strip of	0	201.822	0	1.479.157
5408310000	Woven fabrics,bleachd/no, obtaindof oth artificial flmnt/strip	0	4.871	0	43.232
5408320000	Dyed woven fabrics obtained of otherartificial flmnt/strip of the like	6.085	95.405	112.309	1.125.154
5408330000	Oth woven fabrics of yarn of diff colorobtnnd of oth artifcl flmnt/strip	0	28.506	0	232.841
5408340000	Printed woven fabrics obtained of otherartificial flmnt/strip of the like	251	9.818	27.267	134.904
5501100000	Synthetic filament tow of nylon/other polyamides	34.116	699.041	109.490	3.108.128
5501200000	Synthetic filament tow of polymers	39.274	550.892	143.878	1.321.157
5501300000	Synthetic filament tow of acrylic/modacrylic	1.524.169	31.896.758	3.991.049	82.599.512
5501400000	Synth. filament tow of polypropylene	0	891	0	3.306
5501900000	Other synthetic filament tow	23.789	286.374	106.519	1.811.792
5502000000	Artificial filament tow.artificial filament tow.	1.641.478	15.234.581	7.024.050	63.364.071

**I.3. IMPOR MENURUT KOMODITI / IMPORT BY HS COMMODITY**  
**\*\*\* NOPEMBER / NOVEMBER 2008 \*\*\***

HS	Uraian Komoditi Commodity Description	Berat Bersih / Net Weight (Kg)		Nilai / Value C.I.F (US\$)	
		Bulan ini Current Month	Kumulatif Cum.Jan. to date	Bulan ini Current Month	Kumulatif Cum.Jan. to date
5503110000	Synthetic staple fibres of nylon/othr polyamides of aramids	16.271	463.854	135.825	1.894.389
5503190000	Synthetic staple fibres of nylon/othr polyamides oth thn aramids	3.825	375.331	22.899	1.207.204
5503200000	Synthetic staple fibres of polyesters	3.227.006	46.925.697	4.230.726	68.758.312
5503300000	Synthetic staple fibres of acrylic/modacrylic	2.111.774	31.371.806	5.510.961	79.707.301
5503400000	Synthetic staple fibres of polypropylene	265.557	5.395.983	600.241	11.436.265
5503900010	Other synthetic staple fibres of polivinil alcohol	68.790	691.691	262.371	2.817.367
5503900090	Other synthetic staple fibres of otherthan polivinil alcohol	4.509	209.647	60.022	1.013.444
5504100000	Artifcl staple fibres of viscose rayon,carded/othwise procsd for spning	2.124.655	10.730.595	4.701.089	26.924.716
5504900000	Artifcl staple fibres of viscos rayonnot crded/othwise procs for spin	55.794	1.243.076	218.166	5.638.318
5505100000	Waste of man-made fibres of synthetic fibres	48	610.416	1.115	888.389
5505200000	Waste of man-made fibres of artificial fibres	0	46.154	0	39.582
5506100000	Synth staple fibres of nylon/oth polyamides crded,comb othwise procs for spng	31.312	168.817	159.735	1.162.201
5506200000	Synth staple fibres of polyester crded,combed othwise proces for spinning	165.361	16.979.100	375.775	16.812.494
5506300000	Synth staple fibres of arcylic/moda-crylic combed othwise proces for spinning	74.562	631.747	265.608	1.915.215
5506900000	Oth synth staple fibres, carded, combbothwise processed for spinning.	740.240	1.534.203	232.330	743.329
5507000000	Artificial staple fibres, carded, combbothwise processed for spinning	28.154	146.106	104.990	1.024.968
5508100000	Sewing thread of man-made staple fibre of synthetic staple fibres for rta	97.541	1.158.428	911.825	10.300.928
5508200000	Sewing thread of man-made staple fibre of artificial staple fibres for reta	2.490	144.399	31.828	992.018
5509110000	Single yarn cont >=85% by weight of staple fibres of nylon/oth polyamides	0	17.361	0	107.207
5509120000	Multiple/cabled yarn cont >=85% by wght of staple fibre of nylon/oth poly	54	359	44	770
5509210000	Single yarn cont >=85% by weight of polyester staple fibres	79.122	1.464.641	188.613	3.016.660
5509220000	Multiple (folded)/cabled yarn cont.>=85% of polyester staple fibres	197.405	2.716.294	309.212	5.272.519
5509310000	Single yarn cont >=85% by weight of acrylic/modacrylic staple fibres	18	29.644	235	126.095
5509320000	Multiple/cabled yarn cont >=85% by weight of acrylic/modacrylic staple fbrs	64	75.511	410	319.360
5509410000	Single yarn cont >=85% by weight of synthetic staple fibres	1.151	39.512	20.348	84.956
5509420000	Multiple (folded)/cabled yarn cont.>=85% of synthetic staple fibres	1.656	50.366	19.262	424.381
5509510000	Oth yarn of polyester staple fibres mixed mainly with artificial staple fbrs	0	159.289	0	484.216
5509520000	Oth yarn of polyester staple fibres mixed wool/animal hair	0	14.420	0	82.127
5509530000	Oth yarn of polyester staple fibres with cotton	27.830	682.598	63.442	1.361.776
5509590000	Oth yarn of polyester staple fibres oth than mixed mainly	2.821	346.836	11.610	890.072
5509610000	Oth yarn of acrylic/modacrylic staple fbr mixed with wool/animal hair	0	80.099	0	759.035
5509620000	Oth yarn of acrylic/modacrylic staple fibre mixed with cotton	0	53.959	0	260.427
5509690000	Oth yarn of acrylic/modacrylic staple fibre oth thn cotton & animal hair	7.284	68.014	44.398	478.380
5509910000	Other yarn mixed mainly or solely with wool/animal fine hair	0	201	0	2.435
5509920000	Other yarn mixed mainly or solely with cotton	0	248	0	1.411
5509990000	Other yarn of synthetic staple fibres oth thn mix with animal hair & cotton	0	77.487	0	392.630
5510110000	Single yarn cont >=85% by weight of artificial staple fibres	75.732	426.939	211.451	1.460.074
5510120000	Multiple/cabled yarn cont.>=85% by weight of artificial staple fibres	0	50.810	0	265.390
5510200000	Oth yarn, mixed mainly/solely with cont >=85% of weight of artifcl stpl fbr	0	48.848	0	283.164
5510300000	Other yarn, mixed mainly/solely cont >=85% of weight of cotton	2.144	94.950	35.987	829.438
5510900000	Other yarn of artificial staple fibres cont >=85% of weight of cotton	32.402	330.984	128.747	1.685.983
5511100000	Yarn of synthetic staple fibres, cont.>=85% weight of such fibres	12.764	210.523	109.168	1.388.514
5511200000	Yarn of synthetic staple fibres, cont.<85% weight of such fibres	80	537	904	3.869
5511300000	Yarn of artificial staple fibres put up for retail sale	1.692	54.890	19.584	737.873
5512110000	Woven fabrics of synthetic staple fibre cont >=85% weight of polyester staple fbr	57.857	893.302	322.262	4.694.300
5512190000	Woven fabrics of synth staple fbr cont >=85% wght, oth than polyester stple fbr	140.106	2.094.065	951.614	12.096.051
5512210000	Woven fabrics of synthetic staple fibre cont >=85% weight of acrylic/mdcrylic	8.986	30.326	154.502	286.676
5512290000	Woven fabrics of synth staple fbr cont >=85% wght of oth thn acrylic/mdcrylic	10.525	188.837	112.480	1.557.229
5512910000	Oth woven fabrics of synth stple fibre cont >=85% weight of acrylic/mdcrylic	0	27.298	0	249.988
5512990000	Oth woven fabrics cont >=85% of wght of acrylic/modacrylic staple fibres	5.294	157.681	182.379	2.418.158
5513110000	Woven fbrcs of polyester staple fibres plain weave <=85% mix w/cotton <170g/m	128.789	1.285.632	799.977	6.320.944
5513120000	3-thread /4-thread twill, incl twill polyester staple fibres <=85% w/cotton	0	90.918	0	642.785
5513130000	Oth woven fbrcs of polyester stple fbr <=85% mixed wght <170 g/m of cotton fbr	625	185.660	7.111	1.934.258
5513190000	Oth woven fabrics <85% mixed cotton weight <170 g/m of cotton	17.906	488.697	145.249	2.201.701
5513210000	Dyed woven fabrics of polyester staple fibres, plain weave <85% of such fibres	252.028	2.363.939	1.094.136	14.013.749
5513230000	Oth dyed woven fabrics of polyester staple fibres <85%, cotton >170 g/m	8.354	651.432	69.183	4.596.239
5513290000	Oth woven fabrics <85% such fibres, mixed cotton <170 g/m	21.977	197.274	169.041	1.575.312
5513310000	Wvn fabrics of yarn of diff color of polyester stpe fbrs, plain weave <85% fbrs	14.732	170.541	114.285	1.137.644
5513390000	Oth woven fabrics <85% of such fibres weight <170 g/m of cotton	7.484	462.731	66.570	2.885.610
5513410000	Printed polyester staple fibres, plain weave <85% of fbr, cotton <170 g/m	386.635	4.244.628	503.784	5.471.883
5513490000	Other woven fabrics <85% of fibres weight <170 g/m of cotton	120.266	1.069.056	448.529	4.069.519
5514110000	Woven fbrcs of polyester staple fibres plain weave <=85%, cotton >170g/m	1.638	50.618	20.108	384.369
5514120000	Bleached or no, 3 or 4-thread twill, polyester stpl fbrs <85%, cotton >170g/m2	725	17.932	8.030	113.178
5514190000	Other woven fabrics <85% of fibres mixed weight >170g/m of cotton	152.474	4.494.641	809.598	22.524.220
5514210000	Dyed polyester staple fbrs, plain weave staple fbrs <85%, cotton >170 g/m, dyed	0	28.054	0	243.215
5514220000	Dyed, 3 or 4-thread twill, incl. twill polyester stpl fbrs <85%, cotton >170g/m2	10.726	125.551	150.060	1.031.028
5514230000	Oth dyed woven fabrics of polyester staple fbr <85%, cotton >170 g/m, dyed	25.538	317.721	126.947	1.814.955
5514290000	Other woven fabrics <85% of fibres mixed weight >170g/m of cotton, dyed	49.517	622.492	549.115	6.009.488
5514300000	Woven fabrics of synth stple fibre <85%, cotton >170 g/m, diff color	0	41.480	0	198.160
5514420000	Prnt 3-thread/4-thread twill, incl twill polyester stple fbr <85%, cotton >170g/m	0	104.932	0	625.268
5514430000	Oth printd woven fabrics of polyester stpl fbr <85%, cotton >170 g/m	3	33.947	39	129.927
5514490000	Other printed woven fabrics <85% such fibres, weight >170 g/m of cotton	347.534	798.851	1.940.324	4.872.816
5515110000	Oth woven fbrcs of synth stple fbrs of polyester stpl fbr mixed w/viscos rayon	290.302	2.947.063	2.353.289	22.316.346



**I.3. IMPOR MENURUT KOMODITI / IMPORT BY HS COMMODITY**  
**\*\*\* NOPEMBER / NOVEMBER 2008 \*\*\***

H S	Uraian Komoditi Commodity Description	Berat Bersih / Net Weight (Kg)		Nilai / Value C.I.F (US\$)	
		Bulan ini Current Month	Kumulatif Cum.Jan. to date	Bulan ini Current Month	Kumulatif Cum.Jan. to date
5515120000	Oth woven fabrcs of synth stple fbrs ofpolyester stpl fbr mixed w/m-made flmnt	32.504	257.502	373.382	2.334.276
5515130000	Oth woven fabrcs of synth stple fbrs ofpolyester stpl fbr mix w/wool/anml hair	14.964	310.456	223.721	4.289.222
5515190000	Other woven fabrics of synth stple fbrof other polyester staple fibres	198.652	1.700.358	1.898.341	12.494.421
5515210000	Oth wvn fbrcs of acrylic/modacrylicmixed/solely with man-made filament	395	5.293	278.035	365.104
5515220000	Oth wvn fbrcs of acrylic/modacrylicmixed/solely w/wool/fine anml hair	0	6.552	0	121.643
5515290000	Oth wvn fbrcs of acrylic/modacrylic mixw/other than man-made flmnt/wool	19	80.483	306	716.033
5515910000	Oth woven fabrics mixed mainly/solelyman-made filaments	1.039	43.693	21.702	719.069
5515990000	Oth woven fabrics mixed mainly/solelywith other than man-made flmnt/wool	33.179	610.917	437.942	5.766.211
5516110000	Unbleached/bleached woven fabrics ofartificial staple fibre;weight>=85%	3.205	222.784	14.114	1.523.134
5516120000	Dyed fbrcs of artificial staple fibre;weight>=85% of artificial staple fibres	6.764	228.185	87.872	1.459.795
5516130000	Woven fabrics of yarns of diff colorweight>=85% of artificial staple fibres	1.294	8.301	14.957	104.017
5516140000	Printed woven fabrics of yarns of diffcolor; wght>=85% of artificial staple fb	8.067	166.507	72.828	1.518.405
5516210000	Un/bleached woven fabrics of artificialstaple fibre mix m-m-f;weight<85%	9.426	32.184	44.879	297.343
5516220000	Dyed woven fabrics of artificialstaple fibre mix m-m-f;weight<85%	65.450	279.389	771.677	3.234.950
5516230000	Woven fabrics of yarn of diff colorartificial staple fibre;weight<85%	0	4.780	0	61.199
5516310000	Un/bleached woven fabrics of artificialstaple fibre mixed w/wool;weight<85%	0	1.181	0	8.969
5516320000	Dyed woven fabrics of artificial staplefibre mixed with wool;weight<85%	448	2.021	809	17.048
5516330000	Woven fbrc of yarn of diff color staplefibre mixed with wool;weight<85%	0	132	0	396
5516340000	Printed woven fabrics of staple fibremixed with wool;weight<85%	0	2.675	0	32.921
5516410000	Un/bleached woven fabrics of artificialstaple fibre mixed cotton;weight<85%	1.182	44.687	22.500	486.712
5516420000	Dyed woven fabrics of artificial staplefibre mixed with cotton;weight<85%	0	6.908	0	169.727
5516430000	Woven fabrics of yarn of diff colorsmixed with cotton;weight<85%	12.843	59.524	56.200	299.814
5516440000	Printed woven fbrcs of artificl staplefibre mixed with cotton;weight<85%	0	115	0	488
5516910000	Other un/bleached woven fabrics ofstaple fbr mixed w/cotton;weight<85%	0	34.988	0	290.628
5516920000	Other dyed woven fabrics of artificialstaple fibre mixed cotton;weight<85%	4.505	199.292	43.746	1.910.143
5516930000	Oth woven fabric of yarn of diff colorsstaple fibre mixed cotton;weight<85%	0	2.823	0	58.501
5516940000	Other printed woven fabrics of artificlstaple fibre mixed cotton;weight<85%	63	25.490	300	205.281
5601100000	Sanitary towels & tampons, napkinsliners for baby&similar sanitary article	585	53.245	7.927	386.541
5601210000	Wadding & its articles of man-madefibres	2.375	45.798	24.358	423.028
5601221000	Wrapped cigarette tow of man-madefibres	9.932	66.936	52.143	277.360
5601229000	Other wrapped cigarette tow of man-made fibres	2.635	22.783	27.324	183.711
5601290000	Wrapped cigarette tow of other thanman-made fibres	62.030	800.951	57.854	2.424.925
5601301000	Polyamide fibre flock of waddingmaterial not exeeding 5 length.	8.116	95.887	16.987	356.616
5601309000	Textile flock & dust mill neps otherthan polyamide fibre flock;<=5 flock	27.732	105.649	140.879	1.448.188
5602100000	Needleloom felt & stitch-bonded fibrecovered/laminated.	77.937	298.144	409.005	2.982.366
5602210000	Oth felt of wool/fine animal hair,notimpregnated, coated,covered	0	2.078	0	325.793
5602290000	Oth felt of oth textile materials,notimpregnated, coated,covered	744	14.744	13.236	197.331
5602900000	Felt, oth thn needleloom&oth felt notimpregnated, coated, covered	16.973	217.872	58.355	1.053.255
5603110000	Non woven of man-made filament, notimprgnatd,cvred/lminated;wght<=25g/m	363.137	4.893.165	1.390.128	16.828.948
5603120000	Non woven of m-m-f, not imprgnated,covred/lminated; 25g/m<weight<70g/m	492.867	5.669.231	2.631.856	24.497.865
5603130000	Non woven of m-m-f, not imprgnated,covred/lminated; 70g/m<weight<150g/m	222.025	3.205.798	652.310	10.271.927
5603140000	Non woven of m-m-f, not imprgnated,covred/lminated; weight>150g/m	176.653	2.687.065	929.165	12.502.337
5603910000	Non woven of other, weight<=25g/m2	244.266	4.167.548	659.596	7.665.421
5603920000	Non woven of other25g/m2 < weighing =<70g/m2	83.757	1.883.001	381.313	6.104.438
5603930000	Non woven of other70g/m2 < weighing =<150g/m2	16.690	284.547	196.338	1.990.818
5603940000	Non woven of other, weight<=150g/m2	186.480	1.843.353	794.485	9.242.427
5604100000	Rubber thread & cord, textile coveredand the like head 5404/5405	164.094	1.061.958	460.617	4.615.097
5604900000	Oth thn rubber thread&cord, textilecoverd&the like head 5404/5405	230.906	1.719.180	366.051	3.405.940
5605000000	Metallised yarn, whether/not gimped,metallised yarn, whether/not gimped,	5.219	584.841	21.621	1.819.627
5606000000	Gimped yarn, strip & the like of headigimped yarn, & strip & the like of headi	166.410	2.778.581	379.497	4.425.497
5607210000	Binder/baler twine of sisal/othertextile fibres of genus agave	14.496	60.420	280.535	804.468
5607290000	Othr binder/baler twine of sisal/othertextile fibres of genus agave	26.528	784.270	87.653	1.900.167
5607410000	Binder/baler twine of polyethylene/polypropylene	2.928	31.881	20.277	294.725
5607490000	Gimp yarn,oth thn binder/balertwine,of polyethyln/polypropyln	453.931	6.099.915	520.981	6.484.041
5607501000	V-belt cord of man-made fibres treatedresorcinol formaldehyde>=10000 dec	14.134	221.837	156.170	2.093.469
5607509000	V-belt cord of othr synth fbrs treatedmeasuring more than 10,000 decitex	105.340	1.030.166	821.576	9.868.750
5607901000	Other gimped yarn, of artificialsfibres, like of heading 5404/5405	3.640	17.507	60.546	266.602
5607902000	Other gimped yarn, of abaca/othhard fibrs,like of heading 5404/5405	386	3.791	3.050	19.804
5607909000	Other gimped yarn, oth thn of abacaand artificials fibres	45.220	1.606.231	46.403	3.329.616
5608110000	Made up fishing net of man-made textilematerials	337.278	3.388.354	313.626	4.080.698
5608192000	Net bags of man-made textile material	6.988	79.714	28.173	333.787
5608199000	Knotted of twine,oth than man-madetexti. matr.,fishg net&net bags	7.769	227.541	30.050	521.153
5608900000	Other knotted of twine,cordage/ropemade up fishg net and oth	27.033	489.998	321.077	1.809.713
5609000000	Articles of yarn,strip/the like of head5404/5405,twine,cordage,rope/cable	96.338	1.669.897	372.964	5.216.180
5701100000	Articles of yarn,like of head. 5404/5405,of wool/fine animal hair	35	56.513	543	384.993
5701901000	Articles of yarn,like of head. 5404/5405,of cotton, oth text.matr.	0	37.629	0	56.186
5701909000	Articles of yarn,like of head. 5404/5405,oth than cotton, oth text.matr.	4.806	44.009	12.166	66.359
5702100000	Kelem,schumacks,karamanie&smlarhand-woven rugs, not tufted/flocked	549	2.155	673	16.352
5702200000	Floor covering of coconut fibres (coir)not tufted/flocked	11.482	49.310	26.085	50.419
5702310000	Floor cov of pile construct of wool/fineanimal hair,not made up, not tufted/floc	0	4.182	0	11.355
5702320000	Floor cov of pile construct of man-madetext mat, not made up,not tufted/flocked	0	46.934	0	84.947
5702399000	Floor cov of pile construct of othertextile materials, not made up,not tuft	839	80.855	3.197	271.805
5702410000	Oth floor cov.of pile construct made up,of wool of fine animal hair	9.896	31.989	7.482	227.006

**I.3. IMPOR MENURUT KOMODITI / IMPORT BY HS COMMODITY**  
**\*\*\* NOPEMBER / NOVEMBER 2008 \*\*\***

HS	Uraian Komoditi Commodity Description	Berat Bersih / Net Weight (Kg)		Nilai / Value C.I.F (US\$)	
		Bulan ini	Kumulatif	Bulan ini	Kumulatif
		Current Month	Cum.Jan. to date	Current Month	Cum.Jan. to date
5702420000	Oth floor cov.of pile constrct made up,of man-made textile matrsls	361.357	3.535.536	615.959	4.601.449
5702491000	Oth floor cov.of pile constrct made up,of cotton,oth textile matrsls	0	6.499	0	11.861
5702492000	Oth floor cov.of pile constrct made up,of jute fibres,oth textile matrsls	0	7.898	0	21.362
5702509000	Oth floor cov.not of pile constrct, notmade up,oth thn cotton&jute fibres	0	46.301	0	83.858
5702910000	Oth floor cov.not of pile constrct,made up,of wool/fine animal hair	0	1.717	0	2.160
5702920000	Oth floor cov.not of pile constrct,made up,of man-made textl matrsls	109.592	261.466	71.038	298.602
5702991000	Oth flr cov.not of pile cnstrct,made upof cotton,oth textile matrsls	3.708	105.513	3.116	150.084
5702999000	Oth flr cov.not of pile cnstrct,made upoth thn ctnn&jute fibres,oth txtl mtrsls	239	47.209	2.360	71.937
5703100000	Carpet&oth txtl flr cov.,tufted, whthr/not made up,of wool/fine anim.hair	1.704	25.803	10.740	70.702
5703200000	Carpet&oth txtl flr cov.,tufted, whthr/not made up,of nylin/oth plyamid	129.336	879.333	273.099	1.692.157
5703300000	Carpet&oth txtl flr cov.,tufted, whthr/not made up,of oth man-md-txtl mtrsls	231.441	2.518.435	972.729	9.220.005
5703901000	Carpet&oth txtl flr cov.,tufted, whthr/not made up,of cotton,oth textile matrsls	0	427.616	0	465.637
5703909000	Carpet&oth txtl flr cov.,tufted, whthr/nt md up,not ctnn&jute fbr,oth txtl mtrl	0	59	0	223
5704100000	Tiles, having a surface <=0,3m,felt,notufled/flocked,made up/not	28	128.866	420	545.390
5704900000	Tiles, having a surface >0,3m,felt,notufled/flocked,made up/not	212.291	2.188.274	358.174	3.224.829
5705100000	Oth carpet&oth txtl flr cov.,whthr/not made, of cotton	4	16.060	80	82.154
5705200000	Oth carpet&oth txtl flr cov.,whthr/not made, of jute fibres	4.120	6.048	9.362	32.587
5705900000	Oth carpet&oth txtl flr cov.,whthr/not made,oth thn cotton&fibres	78.719	2.083.281	90.282	2.603.435
5801100010	Woven pile&chenille fbrc,of wool/fine animals hairs,melton cloth(tennis)	15.695	242.524	203.789	2.348.199
5801100090	Woven pile&chenille fbrc,of wool/fine anml hairs,oth melton cloth(tennis)	17	163.709	256	671.699
5801210000	Uncut weft pile fabrics of cotton otherthan fabrics of head 5802/5806	264	23.941	2.131	178.704
5801220000	Cut corduroy of cotton oth than fabricof head 5802/5806	37.680	1.036.174	307.906	7.048.505
5801230000	Oth weft pile fabrics of cotton oth thnfabrics of head 5802/5806	96	65.399	7.513	483.511
5801250000	Warp pile fabrics of cotton, cut, otherthan fabrics of head 5802/5806	2.932	45.814	29.425	384.795
5801260000	Chenille fabrics of cotton other thanfabrics of head 5802/5806	4.505	4.512	35.403	36.501
5801310000	Uncut weft pile fbrcs of man-made fbrsother than fabrics of head 5802/5806	0	234	0	3.872
5801320000	Cut corduroy of man-made fibres otherthan fabrics of head 5802/5806	5.535	71.239	35.093	470.965
5801330000	Oth weft pile fabrics of man-made fbrsother than fabrics of head 5802/5806	3.168	14.414	28.125	116.325
5801340000	Warp pile fbrcs, epingle(uncut) of man-made fbrs othr thn fbrc of head 5802/06	0	38	0	686
5801350000	Warp pile fabrics of man-made fbrs,cut,other than fabrics of head 5802/5806	7.303	103.313	58.964	898.096
5801360000	Chenille fabrics of man-made fribresother than fabrics of head 5802/5806	201	9.267	2.712	90.539
5801901000	Oth carpet & text floor covrg of silkthan fabrics of head 5802/5806	0	2.659	0	43.190
5801909000	Othr carpet & text floor covrg of oththan silk/fabrics of head 5802/5806	30.774	699.038	103.629	2.901.241
5802110000	Unbleachd terry towelling&smlar wovenfabrcs of cotton othr than head 5806	18.127	105.062	144.487	683.495
5802190000	Bleachd terry towelling&smlar wovenfabrcs of cotton othr than head 5806	2.566	230.678	16.523	1.539.361
5802200000	Terry towelling & imilar othtr textilemat fbrcs of cotton othr than head 5806	1.166	25.454	9.253	141.305
5802300000	Tufted textile fabrics of cotton otherthan fabrics of head 5806	0	76.206	0	547.480
5803001000	Gauze, oth thn narrow fbrcs of heading58.06, of cotton	29.737	429.026	259.732	5.837.001
5803009000	Gauze, oth thn narrow fbrcs of heading58.06, oth thn cotton	48.982	91.258	108.712	491.392
5804101000	Tulles & other net fabrics of silk,notincl woven fabrics of head 6002 to 6006	2.266	64.698	14.407	668.982
5804102000	Tulles & other net fbrcs of cotton,notincl woven fabrics of head 6002 to 6006	7	14.183	16	182.358
5804109000	Tulles&oth net fbrc oth than silk/cottoninc woven fabrics of head 6002 to 6006	54.052	429.977	319.870	3.376.071
5804210000	Mechanically made lace of man-made fbrsexcl fabrics of head 6002 to 6004	715.180	1.045.726	804.482	9.580.093
5804290000	Mechanically made lace of oth textilemat. excl fabrics of head 6002 to 6004	60.942	535.657	825.767	9.029.783
5804300000	Mechanically hand-made lace excl.fabricof head 6002 to 6004	201	84.599	9.313	443.075
5805001000	Hand-woven tapestries of cotton, whetheror not made up	10	23.516	2.004	145.049
5805009000	Hand-woven tapestries of other thancotton, whether/not made yp	321	10.354	4.840	115.381
5806101000	Woven pile fabrics of silk other thangoods of head 5807	8.720	167.078	74.662	2.024.127
5806102000	Woven pile fabrics of cotton otherthan goods of head 5807	1.853	64.804	17.570	614.480
5806109000	Woven pile fabrics of other than silk/cotton other than goods of head 5807	3.877	97.748	80.922	826.718
5806200000	Oth woven fabrics;weight>=5% of elasto-meric yarn/thread	91.169	1.733.619	1.128.561	22.689.806
5806311000	Narrow woven fabrics of cotton for mfgof inkd ribbon oth thn goods of head 580	5.665	72.393	31.957	749.482
5806312000	Backing for electrical insulating paperother than good of head 5807	355	5.263	9.529	187.997
5806313000	Slide fastener ribbons;width<=12mmother than good of head 5807	3.206	4.256	27.927	52.773
5806314000	Webbings used in covering piping, polesand the like but goods of head 5807	1.733	2.246	5.254	10.683
5806319000	Other woven fabrics excluding goods ofhead 5807	5.069	187.784	83.866	1.956.998
5806321000	Narrow woven fabrics of man-made fibresfor seat belt webb excl goods of head :	18.943	660.990	144.205	2.997.470
5806322000	Slide fastener ribbon;width<=12mm of mfor seat belt webb excl goods of head 5	146	13.858	5.660	126.097
5806323000	Webbings used in covering piping, poles,other than good of head 5807	100	1.039	773	21.701
5806329000	Woven fbrcs of oth than cotton/man-madefbr other than goods of head 5807	214.032	2.254.527	1.325.871	17.408.843
5806391000	Woven fabrics of silk other than goodsof head 5807	599	60.971	4.695	632.648
5806399010	Woven fbrc for covering,piping, poles,other than goods of head 5807	0	1.313	0	10.180
5806399020	Narrow woven fabrics for mfg of ribbonstypewritr, no ink oth than good of head	0	8.751	0	78.358
5806399030	Narrow fabrics used for slide fastener;width<=12mm	222	1.913	6.844	25.753
5806399090	Narrow fabrics used for slide fastener;width>12mm	10.485	67.856	85.257	642.704
5806400000	Fabrics consist of warp without assblby means of an adhesive	252	8.328	1.164	49.612
5807100000	Labels,badges, similar mat of woven,inpiece,strip,shape/size,not embroidere	400.887	5.057.011	3.841.018	48.256.011
5807900010	Labels,badges, similar mat of non wovenfbr in piece,strip,shape/size,not emb	27.362	1.050.372	153.383	8.901.970
5807900090	Labels,badges, similar mat of oth wovenfbr in piece,strip,shape/size,not emb	69.214	797.228	730.511	7.241.207
5808101000	Braid in the piece combined with rubberthreads, without embroidery, not knit/cr	11.452	64.634	82.735	691.985
5808109000	Braids not in the piece combined withthreads, without embroidery, not knit/cr	18.457	32.104	127.603	353.904
5808901000	Oth braids combined with rubber threadswithout embroidery, not knittd/crochetec	5.027	443.742	29.705	4.102.050
5808909000	Oth braid combined with oth than rubberthreads, without embroidery, not knit/cr	12.672	212.046	123.576	1.005.952

**I.3. IMPOR MENURUT KOMODITI / IMPORT BY HS COMMODITY**  
**\*\*\* NOPEMBER / NOVEMBER 2008 \*\*\***

H S	Uraian Komoditi Commodity Description	Berat Bersih / Net Weight (Kg)		Nilai / Value C.I.F (US\$)	
		Bulan ini	Kumulatif	Bulan ini	Kumulatif
		Current Month	Cum.Jan. to date	Current Month	Cum.Jan. to date
5809000000	Woven fabrics of metal thread & wovenfabrics of metallised yarn of head 5605	120	104.466	1.754	853.999
5810100000	Embroidery without visible ground,in plain strip motifs	435	14.251	9.758	198.560
5810910000	Embroidery of cotton, without visiblegorund in piece,in strip motifs	47.639	395.497	750.426	6.397.975
5810920000	Embroidery of man-made fibres, withoutvisible goround,in piece,in strip motifs	27.514	265.706	684.837	4.588.759
5810990000	Embroidery of other textile material,visible goround,in piece,in strip motifs	28.804	1.059.433	319.429	10.069.429
5811000000	Quilted textile prods in the piece,with mat aseemld othr than embrdry of 5	37.812	659.432	294.379	5.446.520
5901100000	Textile fabrics coated w/gum/amylaceused for covers books and the like	462.367	494.325	23.151	285.167
5901901000	Textile fabrics coated w/gum/amylacefor tracing cloth	33	188.120	1.856	178.433
5901902000	Textile fabrics coated w/gum/amylaceprepared painting canvas	2.336	26.172	8.273	94.023
5901909000	Textile fabrics coated w/gum/amylacefor other than tracing cloth/paintg c	29.910	503.389	63.047	2.793.702
5902101000	Chafer canvas type of nylon/oth poly-amides, high tenacity, rubberised	90.731	1.214.248	441.118	5.714.166
5902109000	Chafer canvas type of nylon/oth poly-amides, high tenacity, not rubberised	993.056	11.013.251	4.493.541	48.499.261
5902202000	Chafer canvas type of polyester, highnylon, tenacity, rubberised	7.782	34.515	77.853	356.831
5902209000	Chafer canvas type of polyester, highnylon, tenacity, not rubberised	202.597	2.408.358	851.400	9.962.174
5902900000	Tyre cord fabric of high tenacity yarn,oth thn nylm/oth polymd&polystr	3.805	333.911	10.561	758.520
5903100000	Textile fabrics impregnat,coat.coverwith polyvinyl chloride	1.435.065	23.790.958	1.929.999	29.645.360
5903200000	Textile fabrics impregnat,coat.coverwith polyurethane	538.591	6.116.558	4.484.728	48.641.331
5903901000	Impregnated textile fbrcs of nylon canvcoated with plastics oth than of head 59	41.741	560.077	359.705	5.480.634
5903909000	Oth imprgntd text fbrc of oth han nyloncanvas coated w/plastic oth thn of head	211.111	2.524.693	1.512.366	21.849.117
5904100000	Linoleum, cut to shape/not,coatingapplied on textile backing	24	1.482	250	23.656
5904900000	Oth linoleum, cut to shape/not,coating applied on textile backing	1.575	7.312	18.429	89.595
5905000000	Textile wall coverings.textile wall coverings.	256	162.464	1.844	214.940
5906100000	Adhesive tape;width<=20cm, oth than ofheading 5902	19.586	158.121	239.301	1.952.768
5906910000	Knitted/crocheted linoleum, whetherof not to shape	19.351	813.034	109.586	5.015.017
5906991000	Linoleum for hospital rubber sheeting,whether/not cut to shape.	1.145	1.823	23.170	29.882
5906999000	Linoleum not for hospital rbr sheetinwhether/not cut to shape.	7.143	1.013.715	350.186	2.566.429
5907001000	Fabrics impregnated,coated/covered oilof oil-based preparation	61	63.749	1.166	576.046
5907003000	Textile fbrcs impregnated, coated/covrwith fire resistant chemical	174	199	582	1.006
5907004000	Fabrics imprgntd,coated/covered flockvelvet, the entire surface of textile fl	1.972	40.194	7.631	200.168
5907005000	Fabrics impregnated,coated/covered wax,bitumen/similar product	0	39	0	472
5907006000	Fabrics impregnated,coated/covered othmaterials	2.050	259.797	17.317	717.417
5907009000	Othe textile fabrics not impregnated,covered with othe materials	26.255	119.432	93.725	1.628.641
5908001000	Wick; incandescent gas mantleswhether/not impregnated	0	18.066	0	114.066
5908009000	Textile oth than wick; incandescent gasmantles, whether/not impregnated	13	15.182	26	102.271
5909001000	Fire hoses and similar textile tubing	27.784	502.548	162.756	1.920.077
5909009000	Othe textile hosepipng & similartextile tubing	29.579	669.399	197.485	1.872.026
5910000000	Transmssn/convyr belts/belting,of textl matrl, whether/not impregnated,	4.223	218.111	110.491	2.698.225
5911100000	Textile fabrics, felt&felt-lined wovencoated with rubber,leather/oth materi	88.232	778.131	1.318.529	10.867.802
5911200000	Bolting cloth, whether/not made up	0	39.579	0	901.180
5911310000	Textile fabrics&felts;weight< 650 g/m,in making/similar machinenery	18.420	115.818	391.596	9.592.639
5911320000	Textile fabrics&felts;weight>= 650 g/m,in making/similar machinery	32.929	707.247	1.486.848	34.601.000
5911400000	Straining cloth of a kind used in oilr the like incl that of hair	1.044	8.045	3.482	84.729
5911901000	Textile packings & gaskets used inmaking/similar machinery	1.846	32.735	11.116	473.351
5911909000	Othe than textile packings & gasketsused in making/similar machinery	161.181	1.687.693	868.477	14.214.496
6001101000	Unbleached long pile, knitted/crocheted,mercerised	1.767	393.019	14.735	2.325.438
6001109000	Bleached long pile, knitted/crocheted,not mercerised	10.015	257.664	172.315	2.545.428
6001210000	Looped pile fabrics of cotton,knitted/crocheted	46.847	1.169.288	252.780	6.911.211
6001220000	Looped pile fabric of man made fibre,knitted/crocheted	16.724	414.155	152.911	3.301.358
6001290000	Looped pile fabric of oth textls matrls,knitted/crocheted	405	187.076	2.669	258.463
6001910000	Oth pile fabrics, of cotton,knitted/crocheted	60.423	708.794	490.102	4.372.870
6001921000	Oth pile fabrics, of man made fibres,unbleached	511	89.440	556.728	1.428.044
6001929000	Oth pile fabrics, of man made fibres,othe than unbleached	70.090	1.138.476	482.281	6.543.319
6001991000	Unbleached fabrics of othe textilematerials,not mercerised	0	28.718	0	210.354
6001999000	Bleached fabrics of othe textilematerials,not mercerised	4.207	494.877	55.180	2.724.518
6002400000	Knit/croch fbrcs;weight>5% of elastomeyarn,no rubber thread, oth than of head	238.620	3.603.538	2.132.277	27.867.051
6002900000	Knit/croch fbrcs;weight<5% of elastomeyarn,no rubber thread, oth than of head	1.154.134	17.447.826	12.972.934	146.433.817
6003100000	Knit/croc fbrcs of wool/fine anmalhair, width<=30cm oth than 6001/6002	2.210	61.096	35.232	437.782
6003200000	Knit/crocheted fabrics of cottonwidth<=30cm oth than 60.01/60.02	102.718	760.551	830.445	4.437.610
6003300000	Knit/crocheted fabrics of syntheticfibr, width<=30cm oth than 6001/6002	104.931	669.581	735.251	5.358.715
6003400000	Knit/crocheted fabrics of artificialwidth<=30cm oth than 60.01/60.02	722	8.173	11.772	86.980
6003900000	Othr knit/croc fabrics, width<=30cmoth than 60.01/60.02	53.594	799.224	363.481	5.525.695
6004101000	Knitted swimwear fabric;weight 80%synth yarn; 20% elastic yarn	355.091	6.552.120	3.549.891	55.724.770
6004109000	Knitt/crochet fabr,width<=30cmcon.>20%, oth thn of heading 6001	780.052	8.721.130	6.007.677	46.767.644
6004900000	Othe knitted/crocheted fabrics; width<=30cm othe than of heading 6001	93.673	1.829.609	1.091.745	18.166.531
6005210000	Warp knit fabrics of cotton othe thanof heading 60.01-60.04	37.070	547.499	260.700	3.372.669
6005220000	Dyed warp knit fabrics of cotton othethan of heading 60.01-60.04	36.492	950.908	350.869	5.874.136
6005230000	Warp knit fabrics of yarn of diff coloroth than of heading 60.01-60.04.	418	14.794	11.157	118.420
6005240000	Printed warp knit fabrics of cotton oththan of heading 60.01-60.04	63.002	400.220	576.113	3.985.494
6005311000	Wrp knit fbrc,of synthtc,bleach/no,swimwer,of polyester&polybutylene	3.006	607.360	71.502	3.662.213
6005319000	Wrp knit fbrc,of synthtc,bleach/no,oth thn swimwr,of polyst&polybutylm	183.592	3.543.759	1.337.167	22.201.006
6005321000	Warp knit fabr,of synthtc,dyed,swimwer,of polyester&polybutylene	53.832	210.884	411.156	1.263.543
6005329000	Warp knit fabr,of synthtc,dyed,oth thn swimwr,of polyst&polybutylm	171.650	2.790.472	1.534.813	21.128.877
6005331000	Wrp knit fbrc,of synthtc,yarn diff cls,swimwer,of polyester&polybutylene	1	1.068	3	2.038

**I.3. IMPOR MENURUT KOMODITI / IMPORT BY HS COMMODITY**  
**\*\*\* NOPEMBER / NOVEMBER 2008 \*\*\***

HS	Uraian Komoditi Commodity Description	Berat Bersih / Net Weight (Kg)		Nilai / Value C.I.F (US\$)	
		Bulan ini	Kumulatif	Bulan ini	Kumulatif
		Current Month	Cum.Jan. to date	Current Month	Cum.Jan. to date
6005339000	Wrp knit fbrc,of synthtc,yarn diff clrs,oth thn swimwr,of polystr&polybutyl	100.088	1.075.434	1.172.467	11.713.244
6005341000	Warp knit fabr,of synthtc,printed,swimwr,of polyester&polybutylene	0	1.951	0	17.246
6005349000	Warp knit fabr,of synthtc,printed,oth thn swimwr,of polystr&polybutyl	24.826	45.826	70.297	259.671
6005410000	Warp knit fabrics of artifcl fibres ofthan of heading 60.01-60.04	1.734	16.648	13.347	120.149
6005420000	Dyed warp knit fabrics of artifcl fibroth than of heading 60.01-60.04.	1.018	24.407	5.100	189.150
6005430000	Warp knit fbrc of artfcl fbrs yarn ofdiff cls,oth than of heading 60.01-60.04	0	2.289	0	14.753
6005900000	Oth warp knit fabrics oth than ofheading 60.01-60.04	142.217	1.692.619	883.224	9.406.020
6006100000	Oth knit/crochtd fbrcs of wool/fineanimal hair oth than of head 6001-6004	6.966	312.482	55.353	2.359.050
6006210000	Oth knit/crochtd fbrcs of cottonoth than of heading 60.01-60.04.	135.521	1.339.597	915.800	9.831.944
6006220000	Oth dyed knit/crochtd fbrcs of cottonoth than of heading 60.01-60.04.	972.047	16.201.066	6.586.973	105.185.356
6006230000	Oth knit/crochtd fbrcs of yarn of difcolor oth than of heading 60.01-60.04	16.439	464.263	100.059	2.933.033
6006240000	Oth printed knit/crochtd fbrcs ofcotton oth than of heading 60.01-60.04.	108.923	760.111	693.709	5.081.259
6006311000	Oth warp knit fbrcs of nylon fibr meshfor as a backng material for mosaic tile	6.534	143.412	53.928	1.118.138
6006319000	Oth warp knit fbrcs of oth than ofheading 60.01-60.04.	38.542	493.142	504.601	4.632.182
6006321000	Dyed nylon fibre mesh for use as backngmat for mosaic tiles oth than head 6001	290.470	4.831.319	2.194.734	32.311.308
6006329000	Oth dyed nylon fibres material formosaic tiles oth than head of 6001-6004	261.701	2.726.819	2.089.083	21.154.127
6006330000	Oth knittd/crochetd fabr synthtc,of yarn of diff colors	196	64.450	1.339	1.235.591
6006340000	Oth knittd/crochetd fabr synthtc,printed	3.648	230.898	10.256	2.216.907
6006410000	Oth warp knit fabrics of artificialfibres oth than of heading 60.01-60.04.	0	58.801	0	529.837
6006420000	Oth dyed warp knit fabrics of artifi-cial fibres oth than of head 60.01-60.04	86.201	1.565.859	672.443	12.889.886
6006430000	Oth warp knit fabrics of yarn of difcolor oth than of heading 60.01-60.04	296	296	4.586	4.586
6006440000	Oth warp knit fabrics of artificialfibres printed oth than of head 60.01-60	414	288.249	9.542	1.943.274
6006900000	Oth warp knit fabrics oth than of artcial fibres oth than of head 6001-6004	199.295	4.619.435	1.286.255	31.018.715
6101200000	Male's wear of cotton oth than ofhead 61.03	1.672	47.838	15.206	475.293
6101300000	Male's wear of man-made oth thanof head 61.03	69	20.815	1.565	87.666
6101900000	Male's wear of oth textile materialoth than of head 61.03	19.275	56.402	41.317	338.236
6102100000	Female's wear of wool/fine animalhair knitted/crocheted oth than of he	228	2.171	4.074	60.888
6102200000	Female's wear of cotton,knitted/crocheted oth than of head 6104	592	28.626	15.622	346.368
6102300000	Female's wear of man-made fibres,knitted/crocheted oth than of head 61	225	1.887	7.098	51.542
6102900000	Female's wear of oth textile materials,knitted/crocheted oth than of head 61	15.202	50.353	233.484	567.886
6103100000	Mens/boys suits(oth thn swimwr)knitted/crocheted	1.090	44.450	13.406	355.677
6103220000	Male' ensembles of cotton	3.374	7.927	6.628	38.153
6103230000	Male' ensembles of synthetic fibres	0	10.878	0	33.211
6103290000	Men/boy ensembl of oth textls matrsl(oth thnswimwr)knitt/crochet	2.736	7.700	43.774	79.443
6103310000	Male's jackets & blazers of wool/fineanimal hair	0	82	0	7.804
6103320000	Male's jackets & blazers of cotton	5.506	25.589	24.828	120.812
6103330000	Male's jackets & blazers of syntheticfibres	385	3.665	9.203	70.223
6103391000	Male's jackets & blazers of ramie,linenor silk	0	7	0	905
6103399000	Male's jackets & blazers of oth textilmaterials	5.952	12.254	58.502	116.909
6103410000	Male's trousers,bib&brace overall,breeches&shorts of wool/fine animal hair	0	7.705	0	13.473
6103420000	Male's trousers,bib&brace overall,breeches&shorts of cotton	8.862	83.107	39.693	444.345
6103430000	Male's trousers,bib&brace overall,breeches&shorts of synthetic fibres	8.360	23.239	61.714	255.051
6103490000	Men/boy trousr,bib&brace overll,breech&short of oth textl matrsl,knitt/crochet	17.422	69.011	128.807	399.492
6104130000	Female's suits of synthetic fibres	0	7.742	0	18.623
6104192000	Women/girl suits,of cotton synthtcfibres,of oth textl matrsl,knitt/crochet	53	57.813	83	109.218
6104199000	Female's suits of oth textile material	39.393	123.661	673.394	1.448.702
6104220000	Female's ensembles of cotton	14.659	26.122	27.309	48.608
6104230000	Female's ensembles of synthetic fibres	308	4.454	725	9.736
6104290000	Womens/girls ensembles,of oth textl matrsl,knitted/crocheted	336	1.559	2.934	17.928
6104310000	Female's jackets & blazers of wool/fine animal hair	0	108	0	12.627
6104320000	Female's jackets & blazers of cotton	14.546	48.302	32.260	135.492
6104330000	Female's jackets & blazers of syntheticfibres	180	2.796	5.936	45.384
6104390000	Women/girl jackets&blazers,of oth textl matrsl,knitt/crochet	633	18.854	3.924	52.106
6104410000	Dresses of wool/fine animal hair, knitted/crocheted	20	1.829	1.492	50.613
6104420000	Dressed of cotton	8.686	72.852	31.478	505.257
6104430000	Dressed of synthetic fibres	16.091	82.120	49.597	368.918
6104440000	Dressed of artificial fibres	491	8.750	22.641	460.385
6104490000	Dresses of other textile materials	3.952	13.111	21.565	220.851
6104510000	Female's skirts & divided skirt of woolor fine animal hair	0	2	0	1.042
6104520000	Female's skirts & divided skirts ofcotton	28.013	155.954	53.962	362.951
6104530000	Female's skirts & divided skirts ofsynthetic fibres	13.619	33.392	32.287	114.810
6104590000	Women/girl skirts&devided skirts,of oth textl matrsl,knitt/crochet	4.751	15.922	67.440	213.399
6104610000	Female's trousers, bib & brace overallsbreeches & shorts of fine animal hair	14	85	675	10.857
6104620000	Female's trousers, bib & brace overallsbreeches & shorts of cotton	114.806	556.316	250.392	1.536.753
6104630000	Female's trousers, bib & brace overallsbreeches & shorts of synthetic fibres	28.157	128.488	58.415	396.739
6104690000	Womn/girl trousr,bib&brace overll,brh&short f oth textl matrsl,knitt/crochet	1.194	62.100	17.791	372.117
6105100000	Male's wear of cotton, knitted/crocheted	47.579	577.244	446.929	4.963.035
6105201000	Male's wear of synthetic fibres, knittedor crocheted	10.752	106.881	17.825	624.308
6105202000	Male's wear of artificial fibres, knitteor crocheted	0	135	0	7.667
6105900000	Men/boy shirts of oth textls matrsl,knitt/crochet	24.769	127.991	386.935	1.042.513
6106100000	Female's wear of cotton, knitted/crocheted	355.251	2.300.425	1.245.458	9.851.378
6106200000	Female's wear of man-made, knittedor crocheted	25.791	138.834	90.900	863.943
6106900000	Womn/girl blous,shirt&shirtblous,oth textl matrsl,knitt/crochet	45.450	182.991	730.152	2.309.202

**I.3. IMPOR MENURUT KOMODITI / IMPORT BY HS COMMODITY**  
**\*\*\* NOPEMBER / NOVEMBER 2008 \*\*\***

H S	Uraian Komoditi Commodity Description	Berat Bersih / Net Weight (Kg)		Nilai / Value C.I.F (US\$)	
		Bulan ini	Kumulatif	Bulan ini	Kumulatif
		Current Month	Cum.Jan. to date	Current Month	Cum.Jan. to date
6107110000	Male's underpants & briefs of cotton	7.637	112.308	45.303	1.021.122
6107120000	Male's underpants & briefs of man-made fibres	29.963	132.328	53.313	350.644
6107190000	Male's underpants & briefs of oth textls matrsl	369	33.199	9.858	136.689
6107210000	Male's nightshirts & pyjamas of cotton	10.454	45.382	12.411	113.192
6107220000	Male's nightshirt & pyjama of man-made fibres	39	39.675	108	79.804
6107290000	Male's nightshirt & pyjamas of oth textls matrsl	0	1.059	0	8.176
6107910000	Oth wear articles of cotton	58.143	864.964	75.033	1.245.692
6107990000	Oth wear male of oth textls matrsl	1.142	44.854	26.796	235.499
6108110000	Female's slips & petticoats of man-made fibres	112	24.345	3.927	131.176
6108193000	Female's slips & petticoats of cotton of oth textls matrsl	0	10	0	66
6108199090	Female's slips & petticoats oth thnsilk, of oth textls matrsl	361	5.124	14.316	109.757
6108210000	Briefs & panties of cotton	87.743	645.042	227.676	2.140.976
6108220000	Briefs & panties of man-made fibres	379.625	1.862.967	733.759	4.007.226
6108290000	Female's brief & pantie, knitt/crochet of oth textls matrsl	8.692	45.871	7.379	72.180
6108310000	Nightdresses & pyjamas of cotton	61.590	355.034	107.045	577.259
6108320000	Nightdresses & pyjamas of man-made fibres	40.883	334.067	69.470	681.083
6108390000	Female nightdress & pyjama, of oth textls matrsl, knitt/crochet	0	26.085	0	22.208
6108910000	Neglges, bathrobes, dressing gowns of cotton	840	8.798	6.228	42.408
6108920000	Neglges, bathrobes, dressing gowns of man-made fibres	21.029	87.009	37.444	170.866
6108990000	Oth female wear, of oth textl matrsl, knitt/crochet	24	4.031	390	32.033
6109101000	Men/boys't-shirts, singlets & oth vests, knitt/crochet of cotton	75.767	577.150	398.010	4.711.552
6109102000	Women/girls't-shirts, singlets & oth vests, knitt/crochet of cotton	64.281	469.371	352.269	4.646.494
6109901000	Men/boys't-shirts, singlets & oth vests knitt/crochet of ramie, linen/silk	236	19.358	4.754	62.390
6109902000	Men/boys't-shirts, singlets & oth vests knitt/crochet of oth materials	8.163	116.434	125.459	1.350.896
6109909000	T-shirt, singlet & oth vest, knitt/crochet, of oth textl matrsl, oth thn f rami, linn & slk	18.645	263.665	186.707	2.548.195
6110110000	Jerseys, pullovers, cardigans, waistcoat of wool	711	45.560	11.380	686.366
6110120000	Jerseys, pullovers, cardigans, waistcoat of kashmir (cashmere) goats	37	1.383	3.871	72.170
6110190000	Jerseys, pullovers, cardigans, waistcoat of oths wool/fine animal hair	325.074	2.844.409	1.726.453	18.735.972
6110200000	Jerseys, pullovers, cardigans, waistcoat of cotton	127.202	485.165	881.752	5.958.196
6110300000	Jerseys, pullovers, cardigans, waistcoat of man-made fibres	12.205	92.764	317.818	1.835.522
6110900000	Jersey, pullover, cardigan, waistcoat & similar article, knitt/crochet, of oth textl matrsl	765	609.908	32.383	4.293.621
6111200000	Babie garment & clothing accessorie, knitt/crochet, of cotton	9.892	122.881	125.446	1.302.573
6111300000	Babie garment & clothing accessorie, knitt/crochet, of synthtc fibres	8.474	158.161	38.966	599.353
6111900000	Babie garment & clothing accessorie, knitt/crochet, of oth textl matrsl	958	172.840	6.737	1.425.017
6112110000	Track suits of cotton knitt/crochet	0	129.718	0	608.341
6112120000	Track suits of synthetic fibres knitt/crochet	430	26.756	5.952	103.465
6112190000	Track suits of oth textl matrsl, knitt/crochet	1.717	6.679	41.541	125.366
6112200000	Ski suits knitt/crochet	0	3.347	0	47.850
6112310000	Male's swimwear, of synthtc fibres, knitt/crochet	6.863	15.603	123.815	377.296
6112390000	Male's swimwear, of oth textl matrsl, knitt/crochet	799	8.667	1.662	36.934
6112410000	Female swimwear, of synthtc fibr, knitt/crochet	4.212	17.667	95.413	606.534
6112490000	Female swimwear, of oth textl matrsl, knitt/crochet	465	7.353	902	44.482
6113001000	Diver wetsuit, made up of knitt/cochet, fabrics of heading 5903, 5906/5907	0	2.840	0	36.030
6113002000	Protective/safety garmnt fr worker, made-up of knitt/cochet, head 5903;5906;5907	996	2.525	48.089	65.144
6113009000	Oth garment, made up of knitt/crochet fabrics of heading 5903, 5906/5907	1.622	2.246	4.223	10.960
6114200000	Oth garments, knitt/crochet of cotton	94.529	186.528	494.605	1.453.827
6114300000	Oth garments, knitt/crochet of oth man-made fibres	151	14.329	4.733	466.826
6114900000	Oth garments, knitt/crochet of oth textile materials	4.324	130.893	32.785	1.037.979
6115100000	Panty hose & tights of graduated compression hosiery	15.538	148.581	14.133	135.524
6115210000	Panty hose & tights of synthetic fibres, single yarn < 67 decitex, elastic/rubber	758	10.257	1.733	55.958
6115220000	Panty hose & tights of synthetic fibres, single yarn > 67 decitex,	34	12.623	1.310	45.977
6115291000	Stockings, socks, sockettes of cotton single yarn < 67 decitex, elastic/rubber	0	5.424	0	34.007
6115299000	Panty hose & tights of oth than cotton elasticated/rubberised	1.544	25.336	9.098	163.301
6115301000	Women's full-length, knee-length hosiery of cotton, single yarn < 67 decitex	22	1.544	196	10.100
6115309000	Women's full-length, knee-length hosiery of oth than cotton, single yarn < 67 dtex	336	4.094	5.226	25.213
6115940000	Oth stockings, socks, of wool/fine animal hair, single yarn < 67 decitex	17	305	278	13.356
6115950000	Oth stockings, socks, of cotton, single yarn < 67 decitex	30.303	192.484	96.797	835.387
6115960000	Oth stockings, socks, sockettes of synthetic fibres, single yarn < 67 dtex	14.676	418.236	38.941	1.239.105
6115990000	Oth stockings, socks, sockettes of oth textile materials, single yarn < 67 dtex	5.374	34.714	29.217	136.019
6116100000	Gloves, mittens, mitts, knitt, croch. impregn., coated/covered plastics/rubber	2.282	38.359	54.747	309.060
6116910000	Gloves, mittens, of wool/fine animal hair knitt. not impregn. coat. plastics/rubbers	157	1.287	5.018	64.187
6116920000	Gloves, mittens, of cotton knitt, croch. not impregnated coated plastics/rubbers	1.462	92.840	3.786	243.122
6116931000	Gloves, mittens, of synthetic fibres knitt. not impregn. coat. plastics/rubbers	0	246	0	8.453
6116939000	Gloves, mittens, of oth th synthetic fibres knitt. not impregn. coat. plastics/rubbers	11.798	64.145	21.053	294.647
6116990000	Gloves, mittens, of oth textile materials knitt. not impregn. coat. plastics/rubbers	5	31.337	60	72.098
6117101000	Shawls, scarves, mufflers, mantillas, & the like of cotton	31.904	92.822	50.369	250.177
6117109000	Shawls, scarves, mufflers, mantillas, & the like of oth textile materials	5.235	67.065	19.978	247.555
6117801100	Ties, bow ties & cravats of wool/fine animal hair	66	16.605	967	134.028
6117801900	Ties, bow ties & cravats of oth than wool/fine animal hair	270	16.880	2.657	197.629
6117809000	Oth access of oth than wool/fine animal hair	42.800	392.572	485.341	4.543.513
6117900000	Oth parts of garment	42.347	878.560	365.909	6.285.599
6201110000	Men/boys' overcoats, raincoats, car-coats, cloaks of wool/fine animal hair	32	31.114	1.530	164.966
6201120000	Men/boys' overcoats, raincoats, car-coats, cloaks of cotton	189	6.086	7.112	94.194

**I.3. IMPOR MENURUT KOMODITI / IMPORT BY HS COMMODITY**  
**\*\*\* NOPEMBER / NOVEMBER 2008 \*\*\***

H S	Uraian Komoditi Commodity Description	Berat Bersih / Net Weight (Kg)		Nilai / Value C.I.F (US\$)	
		Bulan ini	Kumulatif	Bulan ini	Kumulatif
		Current Month	Cum.Jan. to date	Current Month	Cum.Jan. to date
6201130000	Men/boys'overcoats,raincoats,car-coats,cloaks of man-made fibres	2.194	31.796	3.980	168.462
6201190090	Men/boys'overcoats,raincoats,car-coats,cloaks of oth man-made fibres	3.238	28.835	8.858	123.725
6201910000	Men/boys' anorak, wind-cheaters/jacketsof wool/fine animal hair	210	5.431	8.876	43.400
6201920000	Men/boys' anorak, wind-cheaters/jacketsof cotton	9.400	335.118	20.480	642.152
6201930010	Men/boys' anorak, wind-cheaters/jacketsof batik	0	120	0	4.608
6201930090	Men/boys' anorak, wind-cheaters/jacketsof oth man-made fibres	10.278	28.611	29.289	327.777
6201990090	Men/boys' anorak, wind-cheaters/jacketsof oth textile materials	187	6.231	11.380	78.633
6202110000	Women/girls'overcoats,raincoats, car-coats, capes of wool/fine animal hair	656	8.520	30.456	379.244
6202120000	Women/girls'overcoats,raincoats, car-coats, capes of cotton	354	27.693	17.126	437.691
6202130010	Women/girls'overcoats,raincoats, car-coats, capes of batik	0	44	0	2.881
6202130090	Women/girls'overcoats,raincoats, car-coats, capes of oth man-made fibres	341	10.586	10.124	190.552
6202190010	Women/girls'overcoats,raincoats, car-coats, capes of silk	1	1	4	4
6202190090	Women/girls'overcoats,raincoats, car-coats, capes of oth textile materials	20.450	87.787	284.786	790.905
6202910000	Women/girls'anorak,wind-cheater/jacketsof wool/fine animal hair	50	1.338	1.729	47.513
6202920000	Women/girls'anorak,wind-cheater/jacketsof cotton	2.254	32.881	4.988	218.673
6202930090	Women/girls'anorak,wind-cheater/jacketsof oth man-made fibres	203	5.756	7.630	145.895
6202990010	Oth famale wear,of oth textl matrl,of silk	0	28	0	162
6202990090	Oth famale wear,of oth textl matrl,oth than silk & ramie	280	3.060	7.013	547.366
6203110000	Men/boys'suits of wool/fine animalhair	0	24.358	0	314.438
6203120000	Men/boys' suits of synthetic fibres	14	26.166	490	55.467
6203191000	Men/boys' suits of cotton	1	14.527	4	59.288
6203199090	Male's suits, of oth textl matrl,oth thn silk&ramie,oth thn cotton	22	10.996	271	40.964
6203220000	Men/boys' ensembles of cotton	4.541	13.963	7.071	27.040
6203230000	Men/boys' ensembles of synthetic fibres	24.993	26.228	46.929	49.884
6203290090	Male's ensembles, of oth textl matrl,oth than silk & ramie	1.521	4.578	50.703	57.154
6203310000	Men/boys' jackets & blazers of woolor fine animal hair	312	7.594	12.759	396.129
6203320000	Men/boys' jackets & blazers of cotton	46.700	261.342	107.807	920.173
6203330000	Men/boys' jackets & blazers of syntheticfibres	18.510	51.550	53.125	376.159
6203390010	Male jact&blazr, of oth textl matrl,of silk	0	445	0	11.538
6203390020	Male jact&blazr, of oth textl matrl,of ramie	0	7	0	1.462
6203390090	Male jact&blazr, of oth textl matrl,oth than silk & ramie	315	22.053	20.525	334.848
6203410000	Trousr,bib&brace overll,breech&short,of wool/fine animal hair,male wear	242	5.630	9.103	317.061
6203421000	Men/boys' bib & brace overalls ofcotton	198	16.694	3.299	75.051
6203429000	Men/boys' trousers of cotton	121.626	971.695	679.290	8.200.332
6203430000	Trousr,bib&brace overll,breech&short,of synthtc fibres,male wear	53.678	205.382	208.614	1.481.295
6203490010	Trousr,bib&brace overll,breech&short,of oth txtl mtrl,of silk, for mens/boys	4	5.079	171	9.367
6203490090	Trousr,bib&brace overll,breech&short,of oth txtl mtrl,oth thn rami&silk,for m	12.117	27.783	38.426	220.611
6204110000	Women/girls' suits of wool/fineanimal hair	745	4.490	4.379	83.844
6204120000	Women/girls' suits of cotton	5.291	25.394	12.156	66.053
6204130000	Women/girls'suits of synthetic fibres	4.796	16.685	7.392	69.645
6204190010	Female suit, of oth textl matrl,oth thnswimwear,of silk	0	90	0	7.597
6204190020	Female suit, of oth textl matrl,oth thnswimwear,of ramie	0	637	0	1.038
6204190090	Female suit, of oth textl matrl,oth thnswimwear,oth than silk & ramie	1.326	13.247	13.624	220.503
6204210000	Women/girls'ensembles of wool/fineanimal hair	0	109	0	1.535
6204220000	Women/girls' ensembles of cotton	2.826	27.458	5.668	53.406
6204230000	Women/girls' ensembles of syntheticfibres	4.774	16.478	10.119	40.141
6204290090	Female ensembl, of oth textl matrl,oththn swimwear,of silk&ramie	143	25.123	2.058	61.946
6204310000	Women/girls' jackets & blazers ofwool/fine animal hair	177	3.364	8.568	207.998
6204320000	Women/girls' jackets & blazers ofcotton	7.971	55.793	37.999	556.170
6204330000	Women/girls' jackets & blazers ofsynthetic fibres	2.482	15.783	14.592	348.120
6204390010	Female jact&blazr,of oth txtl mtrl,oththn swimwear,of silk	0	118	0	26.233
6204390090	Female jact&blazr,of oth txtl mtrl,oththn swimwear,of silk&ramie	286	8.928	12.292	576.807
6204410000	Dresses of wool/fine animal hairnot knitted/crocheted	101	873	3.808	50.594
6204420000	Dresses of cotton	22.778	169.839	75.588	1.397.473
6204430000	Dresses of synthetic fibres	12.898	61.317	109.738	719.498
6204440000	Dresses of artificial fibres	2.264	8.954	48.086	379.473
6204490010	Female dresses,of oth textl matrl,oththn swimwear,of silk	626	9.377	21.072	491.538
6204490090	Female dresses,of oth textl matrl,oththn swimwear,of silk&ramie	1.035	11.939	32.950	575.580
6204510000	Skirts & divided skirts of wool/fineanimal hair	32	780	2.195	66.071
6204520000	Skirts & divided skirts of cotton	42.188	247.693	112.078	1.511.304
6204530000	Skirts & divided skirts of syntheticfibres	19.363	63.720	61.948	587.842
6204590010	Feml skirt&dvde skrt, oth txtl mtrl,oththn swimwear,of silk	26	296	1.312	18.486
6204590090	Feml skirt&dvde skrt, oth txtl mtrl,oththn swimwear,of silk&ramie	830	29.084	15.094	554.741
6204610000	Women/girls' trousers,bib&brace overallbreeche,short of wool/fine animal hair	73	4.078	4.130	127.424
6204620000	Women/girls' trousers,bib&brace overallbreeches,shorts of cotton	591.662	3.616.472	1.232.051	11.221.747
6204630010	Women/girls' trousers,bib&brace overallbreeches,shorts of batik	0	161	0	8.145
6204630091	Women/girls' flyers coveralls	0	713	0	7.386
6204630099	Oth women/girls' flyers coveralls	149.939	445.476	347.041	1.663.967
6204690010	Trousr,bib&brace overll,breech&short,of oth txtl mtrl,of silk, for womens/gir	9	588	511	22.460
6204690020	Trousr,bib&brace overll,breech&short,of oth txtl mtrl,of ramie, for womens/gi	0	242	0	19.849
6204690090	Trousr,bib&brace overll,breech&short,of oth txtl mtrl,oth thn silk&rami, wmn	3.922	119.161	149.745	922.523
6205200000	Men/boys' shirts of cotton	33.563	282.068	453.851	4.829.806
6205300000	Men/boys' shirts of man-made fibres	20.784	142.690	49.128	804.975

**I.3. IMPOR MENURUT KOMODITI / IMPORT BY HS COMMODITY**  
**\*\*\* NOPEMBER / NOVEMBER 2008 \*\*\***

H S	Uraian Komoditi Commodity Description	Berat Bersih / Net Weight (Kg)		Nilai / Value C.I.F (US\$)	
		Bulan ini	Kumulatif	Bulan ini	Kumulatif
		Current Month	Cum.Jan. to date	Current Month	Cum.Jan. to date
6205900010	Male's shirts,of oth textl matrl,of silk	9	3.403	378	66.761
6205900020	Male's shirts,of oth textl matrl,of ramie	0	48	0	4.611
6205900090	Male's shirts,of oth textl matrl,oth thn silk&ramie	5.199	34.893	33.165	219.085
6206100000	Women/girls' blouses, shirts & shirts-blouses of silk/silk waste	896	20.909	40.835	1.077.103
6206200000	Women/girls' blouses, shirts & shirts-blouses of wool/fine animal hair	55	9.084	2.602	139.259
6206300000	Women/girls' blouses, shirts & shirts-blouses of cotton	160.896	615.611	454.799	4.377.660
6206400000	Women/girls' blouses, shirts & shirts-blouses of man-made fibres	63.544	221.510	205.019	1.843.311
6206900010	Female's wear,of oth textl matrl,of silk	33	1.636	365	117.415
6206900090	Female's wear,of oth textl matrl,oth thn silk&ramie	9.748	119.420	99.639	1.586.013
6207110000	Men/boys'underpants & briefs ofcotton	411	45.467	11.706	226.694
6207190000	Men/boys'underpants & briefs ofoth textile materials	5.955	25.592	18.537	45.049
6207210000	Men/boys' nightshirts & pyjamasof cotton	500	12.861	1.044	71.685
6207220000	Men/boys' nightshirts & pyjamasof man-made fibres	5.441	8.473	9.006	16.064
6207290090	Male night shirt&pyjam,f oth txtl mtrl,oth thn silk&ramie	95	124	3.789	9.762
6207910000	Oth male wear,of cotton	64	87.393	2.760	101.785
6207990000	Oth male wear,of oth textl matrl	402	6.414	5.795	196.996
6208110000	Women/girls' slips & petticoatsof man-made fibres	564	20.756	6.205	145.392
6208190010	Female slip&petticoat,of oth textlmatrl,of silk	0	24.725	0	25.209
6208190020	Female slip&petticoat,of oth textlmatrl,of ramie	0	4.980	0	40.737
6208190090	Female slip&petticoat,of oth textlmatrl,oth thn silk&rami	70	38.972	3.119	314.799
6208210000	Women/girls' nightdresses & pyjamasof cotton	105.422	363.500	219.836	632.019
6208220000	Women/girls' nightdresses & pyjamasof man-made fibres	60.077	334.819	134.531	908.611
6208290010	Female nightdress&pyjam,of oth textlmatrl,of silk	38	66	1.162	3.270
6208290020	Female nightdress&pyjam,of oth textlmatrl,of ramie	61	61	620	620
6208290090	Female nightdress&pyjam,of oth textlmatrl,oth thn silk&rami	7.833	10.783	129.970	165.376
6208911000	Panties of cotton	182	39.625	4.278	146.111
6208919000	Women/girls' singlets of cotton	1.286	9.813	3.580	47.723
6208920000	Female wear of man-made fibres	94	18.976	3.009	58.913
6208991000	Female wear of oth textl matrl,of woolor fine animal hair	0	8	0	102
6208999000	Female wear of oth textl matrl,oth thnwool/fine animal hair	476	27.869	8.002	811.489
6209202000	Babies' t-shirts,shirts,pyjamas, napkins(diapers),& similar articles of cotton	6.397	68.896	72.009	523.905
6209209010	Babie garmnt&cloth accessri,of cotton,oth wear,suit,pant&similr articl	2.534	7.579	46.150	121.873
6209209090	Babie garmnt&cloth accessri,of cotton,oth wear,oth thn suit,pant&similr articl	4.380	37.805	59.563	363.394
6209301000	Babies' suits, pants & similar articlesof synthetic fibres	2.106	29.332	12.849	146.406
6209302000	Babies' t-shirts,shirts,pyjama, napkins& similar articles of synthetic fibres	151	1.094	3.703	10.744
6209303000	Babies clothing access of syntheticfibers	25	3.025	967	46.623
6209900000	Babies garment&clothing accessries,of oth textiles materials	18.941	132.125	63.855	891.741
6210101000	Garmnt,made up of fabr of head 5602or 5603,protective works garments	34	25.488	2.076	79.786
6210109000	Garmnt,made up of fabr of head 5602or 5603,oth thn protective work garmnt	595	970	1.518	10.309
6210201000	Oth garmnt of subhead 620111-620119,protective works garments	0	1.877	0	6.279
6210209000	Oth garmnt of subhead 620111-620119,oth thn protective work garmnt	38	13.159	886	68.567
6210301000	Oth garmnt of subhead 620211-620219,protective works garments	0	7.048	0	43.712
6210309000	Oth garmnt of subhead 620211-620219,oth thn protective work garmnt	1.256	78.349	18.068	588.267
6210400000	Oth male garmnt,made up of fabr ofhead 5602;5603;5903;5906;5907	5.051	38.444	38.940	158.812
6210500000	Oth female garmnt,made up of fabr ofhead 5602;5603;5903;5906;5907	2.200	5.181	41.752	79.422
6211110010	Men/boys' swimwear of batik	3.466	7.359	58.281	65.460
6211110090	Men/boys' swimwear of oth than batik	2.664	16.870	62.395	465.794
6211120090	Women/girls' swimwear of oth than batik	1.345	11.031	28.070	178.155
6211200000	Garments ski suits	0	2.007	0	33.345
6211320000	Men/boys' track suits of cotton	241	6.981	4.556	63.840
6211330000	Oth garments, mens/boys,of man-made fibres	9.605	12.999	39.244	97.407
6211390000	Oth garments, mens/boys,of oth textile materials	145	2.660	9.808	49.795
6211410000	Oth garments, women/girls'of woolor fine animal hair	2	82	118	4.964
6211420000	Oth garments, womens/girls,of cotton	1.469	97.889	3.597	280.216
6211431000	Women/girls' surgical gowns of man-made fibres	0	6	0	57
6211439000	Oth garmnt,males,of man-made fibres,oth than surgical gowns	13.378	242.488	28.490	502.695
6211490000	Oth garmnt,males,of oth textilesmaterials	24	13.544	592	190.091
6212101000	Brassieres of cotton	12.255	434.027	28.493	1.319.214
6212109000	Brassieres of oth textile materials	807.692	4.126.582	1.837.706	11.963.473
6212201000	Girdles & panty-girdles of cotton	0	10.710	0	30.867
6212209000	Girdles & panty-girdles of oth textilematerials	0	2.951	0	53.543
6212301000	Corselettes of cotton	0	1.523	0	4.421
6212309000	Corselettes of oth textile materials	8.465	40.163	10.933	89.320
6212901000	Suspenders, garters of cotton	1.091	4.195	2.420	55.982
6212909000	Suspenders, garters of oth textilematerials	14.878	117.786	243.870	1.862.981
6213200090	Handkerchiefs, of cottonoth than batik	28.056	138.701	44.532	231.364
6213900099	Handkerchiefs of oth textile materials,oth thn of silk&batik	0	302	0	668
6214100010	Shawls, scarves, mufflers, mantillas,veils'batik of silk/silk waste	0	26	0	492
6214100090	Shawls, scarves, mufflers, mantillas,veils'not batik of silk/silk waste	330	5.568	13.245	240.226
6214200000	Shawl,scarve,muffler,mantilla,veils &the like, of wool/fine animals hair	42	10.599	3.544	97.777
6214300090	Shawls, scarves, mufflers, mantillas,veils' not batik of synthetic fibres	54.172	180.377	88.355	339.529
6214400090	Shawls, scarves, mufflers, mantillas,veils' not batik of artificial fibres	91	5.830	3.450	65.137
6214900010	Shawls, scarves, mufflers, mantillas,veils' batik of textile materials	0	290	0	19.595

**I.3. IMPOR MENURUT KOMODITI / IMPORT BY HS COMMODITY**  
**\*\*\* NOPEMBER / NOVEMBER 2008 \*\*\***

H S	Uraian Komoditi Commodity Description	Berat Bersih / Net Weight (Kg)		Nilai / Value C.I.F (US\$)	
		Bulan ini	Kumulatif	Bulan ini	Kumulatif
		Current Month	Cum.Jan. to date	Current Month	Cum.Jan. to date
6214900090	Shawls, scarves, mufflers, mantillas, veils not batik of oth textile materials	11.711	131.591	57.485	366.215
6215100010	Ties, bow ties & cravats' batik of silkor silk waste	0	1.326	0	18.328
6215100090	Ties, bow ties & cravats' not batik of silk/silk waste	2.911	29.713	44.378	729.777
6215200010	Ties, bow ties & cravats' batik of man-made fibres	0	13	0	27
6215200090	Ties, bow ties & cravats' not batik of man-made fibres	235	14.446	4.009	68.080
6215900010	Ties, bow ties & cravats of oth textiles materials, batik	0	192	0	1.711
6215900090	Ties, bow ties & cravats of oth textiles materials, oth thn batik	4.399	6.337	18.487	36.948
6216001000	Protective work gloves, mittens & mitts	6.720	59.543	34.949	286.041
6216009100	Oth gloves, mittens of wool/fine animal hair	0	1.040	0	7.465
6216009200	Oth gloves, mittens of cotton, oth thansubheading 6216.00.10	330	4.413	2.473	23.971
6216009900	Oth gloves, mittens of oth textile materials	8.830	19.716	39.004	143.624
6217100000	Accesories of clothing access oth than of heading 62.12	27.548	622.949	343.445	6.205.102
6217900000	Parts of clothing access oth than of heading 62.12	112.655	1.178.926	2.009.243	16.546.732
6301100000	Electric blankets	0	28.479	0	127.956
6301200000	Blankets not electric and travelling rugs, of wool/fine animal hair	1	378	1	2.042
6301300000	Blankets not electric and travelling rugs, of cotton	21.125	205.415	134.751	991.543
6301400010	Blankt(oth thn elctrc blankt)&travllng rug,of synthtc fibr,of nonwoven fabr	870	34.626	9.082	235.525
6301400090	Blankt(oth thn elctrc blankt)&travllng rug,of synthtc fibr,oth nonwoven fabr	2.230	210.365	5.154	405.146
6301900010	Oth blankets&travelling rugs,of nonwoven fabrics	12	683	250	19.786
6301900090	Oth blankets&travelling rugs,oth thn nonwoven fabrics	2.308	172.554	5.792	601.948
6302100000	Bed linen, knitted/crocheted	4	1.389	62	18.871
6302210000	Bed linen, printed of cotton	6.442	110.653	22.139	308.852
6302229000	Bed linen, printed of man-made fibres of woven fabrics	0	2.495	0	4.653
6302290000	Bed linen, printed of oth textile materials	26	111	478	942
6302310000	Oth bed linen of cotton	76.578	189.643	179.147	741.974
6302321000	Oth bed linen of man-made fabrics of nonwoven fabrics	0	7.328	0	19.566
6302329000	Oth bed linen of man-made fabrics of woven fabrics	34.878	164.673	33.387	251.490
6302390000	Oth bed linen of oth textile materials	15	617	332	7.881
6302400000	Table linen, knitted/crocheted	377	31.475	7.966	212.306
6302510090	Oth table linen's not batik of cotton	11.542	58.944	57.884	189.308
6302530090	Oth table linen, of man-made fibres oth than batik	153	22.910	248	68.461
6302590090	Oth table linen not batik of oth txtl materials	0	2.129	0	8.468
6302600010	Toilet, kitchen linen, of terry towelling/similar terry fabrics batik, of cotton	0	11	0	269
6302600090	Toilet, kitchen linen, of terry towelling/similar terry, not batik, of cotton	204.785	1.421.163	386.218	2.585.886
6302910010	Oth bed linen batik of cotton	0	40.259	0	48.360
6302910090	Oth bed linen not batik of cotton	449.768	3.747.537	653.493	7.022.443
6302930090	Oth linen, of man-made fibres, oth thn batik	4.179	90.876	7.665	134.946
6302990000	Oth linen, of oth textile materials	2.393	59.048	48.473	178.733
6303120000	Curtain, blinds, valances, knitted/crocheted of synthetic fibres	126	4.703	53	18.275
6303191000	Curtain, knitted/crocheted, of oth textiles materials, of cotton	0	12	0	210
6303199000	Curtain, knitted/crocheted, of oth textiles materials, oth thn cotton	5.983	64.456	14.319	189.600
6303910000	Curtain not knitted/crocheted of cotton	158	158	2.082	2.082
6303920000	Curtain not knitted/crocheted of synthetic fibres	14.433	156.389	25.072	353.667
6303990000	Curtain not knitted/crocheted of oth textile materials	59	13.031	630	130.575
6304110000	Bedspreads, knitted/crocheted	0	211	0	10.005
6304191010	Oth furnshng articl,bedsprd,of cotton,oth thn knitt/crochet, batik	0	229	0	1.099
6304191090	Oth furnshng articl,bedsprd,of cotton,oth thn knitt/crochet,oth thn batik	745	928	10.124	13.982
6304192010	Oth furnshng articl,bedsprd,oth nonwvn,oth thn knitt/crochet, batik	0	17	0	634
6304192090	Oth furnshng articl,bedsprd,oth nonwvn,oth thn knitt/crochet,oth thn batik	0	6	0	63
6304199090	Oth furnshng artcl,bedsprd,oth thn cttnnonwvn knitt/crochet,oth thn batik	4	270	10	3.548
6304911000	Oth furnshng artcl,oth thn bedsprd,kntt/crocheted, mosquito nets	22.596	60.511	21.353	290.581
6304919000	Oth furnshng artcl,oth thn bedsprd,kntt/crocheted, oth thn mosquito nets	1	7.929	93	56.895
6304920000	Oth furnshng artcl,oth thn bedsprd,notknitt/crochet,of cotton	551	21.706	3.100	68.802
6304930000	Oth furnshng artcl,oth thn bedsprd,notknitt/crochet,of synthtc fibres	63	8.482	1.898	39.101
6304990000	Oth furnshng artcl,oth thn bedsprd,notknitt/crochet,of oth txtl mtrl	29	25.815	448	95.020
6305101100	Sack&bag,oth bast fibr head 5303,new,of jute	834.943	12.701.689	537.947	8.245.476
6305101900	Sack&bag,oth bast fibr head 5303,new,oth thn jute	12.560	27.570	31.387	46.746
6305102100	Sack&bag,oth bast fibr head 5303,used,of jute	72.360	714.645	9.072	86.772
6305102900	Sack&bag,oth bast fibr head 5303,used,oth thn jute	0	3.435	0	38.064
6305200000	Sacks and bags, of cotton	3.691	39.701	41.173	549.817
6305321000	Flexible intermediate bulk containers of nonwovens	10.013	13.254	29.661	36.869
6305329000	Flexible intermediate bulk containers not knitted/crocheted	12.646	134.234	32.054	312.995
6305331000	Sack,bag of polyethylene/polypropylenestrip knitted/crocheted	14.300	28.600	46.200	92.400
6305332000	Sacks, bags of woven fabrics of strip or the like	19.779	34.183	662	28.601
6305339000	Sack,bag of polyethylene/polypropylenestrip not knitted/crocheted	4.166	151.199	6.781	402.625
6305391000	Oth sacks, bags of nonwovens of polyethylene/polypropilene	584	665	4.528	5.507
6305392000	Oth sacks, bags of knitted/crocheted of polyethylene/polypropilene	0	147	0	399
6305399000	Oth sacks,bags of not knitted/crocheted of polyethylene/polypropilene	178	13.290	320	28.815
6305901000	Sacks and bags, of oth txtl mtrl, of hemp of heading 53.05	0	33	0	303
6305909000	Oth sacks, bags	1	40.048	1	70.921
6306120000	Tarpaulins, awnings & sunblinds of synthetic fibres	293.175	736.413	780.874	1.972.043
6306199000	Tarpaulins, awnings & sunblinds of oth textile materials :	931	5.904	2.922	30.089
6306220000	Tents of synthetic fibres	4.958	132.496	29.627	344.849



**I.3. IMPOR MENURUT KOMODITI / IMPORT BY HS COMMODITY**  
**\*\*\* NOPEMBER / NOVEMBER 2008 \*\*\***

H S	Uraian Komoditi Commodity Description	Berat Bersih / Net Weight (Kg)		Nilai / Value C.I.F (US\$)	
		Bulan ini	Kumulatif	Bulan ini	Kumulatif
		Current Month	Cum.Jan. to date	Current Month	Cum.Jan. to date
6306299000	Tents of oth textiles materialsoth than cotton	0	36.502	0	92.233
6306300000	Sails	47	67	3.485	3.795
6306409000	Pneumatic mattressesoth than cotton	1.030	46.896	6.154	102.366
6306910000	Oth camping goods of cotton	0	555	0	7.461
6306999000	Oth camping goods of oth textilematerials, wovens	0	90.438	0	393.767
6307101000	Floor-cloths,dish-cloths,dusters, cleaning cloths of nonwovens	299	37.986	3.611	386.142
6307102000	Floor-cloths,dish-cloths,dusters, cleaning cloths of felts	0	436	0	5.124
6307109000	Floor-cloths,dish-cloths,dusters, cleaning cloths of not felts, woven	6.972	208.470	86.946	1.231.230
6307200000	Life-jackets and life-belts	2.669	25.400	47.920	220.941
6307903000	Umbrella covers in pre-cut triangularform	1.005	63.618	17.908	497.923
6307906000	Life harnesses	341	21.956	12.935	97.894
6307909000	Oth made up articles	20.362	382.800	238.930	3.141.629
6308000000	Sets consisting of woven fabric&yarn	7.216	193.747	66.321	1.608.201
6309000000	Worn clothing & oth worn articles.	233	22.584	231	79.903
6310101000	Used/new rags, sorted	0	3.573	0	34.495
6310109000	Scrap twine, cordage, rope and cablesorn out articles of those, sorted	42	13.214	163	35.501
6310901000	Used/new rags, unsorted	0	5.804	0	48.920
6310909000	Scrap twine, cordage, rope and cablesorn out articles of those, unsorted	279.127	1.682.154	94.243	492.491
6401100000	Waterproof footwear incorp. protectivemetal toe-cap with outer soles, rubbers	191	57.212	2.783	289.922
6401920000	Waterproof footwear, covering the anklebut not cover the knee,with outer soles	184	25.114	1.697	69.074
6401990000	Oth waterproof footwear with outer soleplastic by stiching, riveting, nailing	57.513	1.244.502	107.297	2.193.757
6402120000	Ski-boots, cross-country ski footwear & snowboard boot with outer soles,rubber	544	38.047	1.439	267.903
6402190000	Sports footwear with outer soles,rubberor plastics	252.763	4.654.905	1.268.629	11.697.093
6402200000	Footwear with upper straps/thongs assembled to the sole by means of plugs	13.463	29.458	78.107	220.714
6402911000	Oth footwear covering the ankle,diving boots	133	11.018	1.508	33.308
6402919000	Oth footwear covering the ankle,oth than diving boots	34.149	249.094	72.788	740.366
6402990000	Footwear not covering the ankle withouter soles, rubbers, plastics	565.993	11.581.251	1.266.199	18.842.484
6403120000	Ski-boots, cross-country ski footwear & snowboard boot, outer soles,leathers	106	5.638	776	29.975
6403191000	Sports footwear fitted with studs, bar& the like,foot ball,running,golf shoes	521	3.617	6.589	55.137
6403199000	Sports footwear not fitted with studs,bar & the like	36.600	552.272	618.422	6.241.602
6403200000	Footwear,outer soles of leather, uppersof leather straps accros,instep big toe	21	88.505	260	520.383
6403400000	Footwear,incorp. a protective metal toecap base/platform of wood	1.907	263.972	12.910	2.457.190
6403510000	Oth footwear with outer sole of leathercovering the ankle	824	1.184	4.335	21.149
6403590000	Oth footwear with outer sole of leatheroth thn covering the ankle	6.437	101.729	32.718	859.307
6403910000	Oth footwear covering the ankle	544	28.557	22.661	377.875
6403990000	Oth footwear oth thn covering the ankle	94.949	848.322	575.378	6.587.771
6404111000	Footwear with outer sole f rubbr/plastcsprt footwr fitt w spik, cleat/the like	677	68.743	1.303	471.905
6404119000	Footwear with outer sole f rubbr/plastcsprt footwr fitt w/o spik, cleat/th like	106.077	1.907.604	546.945	7.503.836
6404190000	Sports footwear for oth purpossewith outer incl. textile materials	447.470	5.688.870	1.103.900	15.162.140
6404200000	Footwear with outer soles of leather/composition leather	14.756	555.316	32.671	833.218
6405100000	Oth footwear, with uppers of leather/composition leather	16.984	550.108	122.026	2.636.595
6405200000	Oth footwear,with uppers of oth textilematerials	20.231	410.134	65.416	856.951
6405900000	Oth footwear	344.573	8.203.946	1.011.523	12.780.886
6406101000	Uppers & parts thereof, oth than stiffeners of metal	250.683	762.018	432.436	3.243.519
6406109000	Uppers & parts thereof, oth than stiffeners of oth than metal	164.316	2.131.632	956.527	8.825.077
6406200000	Parts of footwear with outer soles &heels, of rubber/plastics	623.363	6.596.897	2.570.754	23.469.519
6406910000	Parts of footwear of wood	2.315	10.705	31.728	134.622
6406991100	Oth part of footwear of oth materialsof iron/steel	12.230	574.452	148.687	4.519.179
6406991200	Oth part of footwear of oth materialsof copper	6.862	17.474	42.641	70.512
6406991900	Oth part of footwear of oth materialsoth thn iron/steel, copper	55.689	483.578	68.081	586.062
6406992100	Oth part of footwear of oth materialsof rubber/plastic in-soles	13.354	240.013	159.553	1.462.094
6406992900	Oth part of footwear of oth materialsof rubber/plastic out-soles	11.449	162.672	129.533	1.062.170
6406999000	Oth parts of footwear	288.217	2.515.295	1.187.183	15.860.791
6501000000	Hat-forms,bodies,hood of felt,not blockshape, not brims, plateaux, manchons	787	25.235	40.320	110.811
6502000000	Hat-shapes, plaited,by assembling stripof any material, no block shape,lined	1.826	3.206	7.621	29.804
6504000000	Hats,oth headgear/plaited,by assemblingstrips of any material, trimmed/not	13.505	74.548	38.990	208.256
6505100000	Hat&oth headgear, knitt/crochet,hair-nets	1.273	114.402	17.431	1.240.700
6505900000	Hat&oth headgear, knitt/crochet,oth than hair-nets	11.646	225.804	111.658	1.235.449
6506101000	Protective helmets for motorcyclistswhether/not lined/trimmed	105.402	1.947.196	370.924	5.775.193
6506102000	Industrial safety helmets, oth thansteel helmets whether/not lined	2.267	83.306	16.513	678.481
6506103000	Steel helmets	145	3.534	21.748	54.574
6506109000	Oth safety headgear	17.796	407.242	173.188	2.161.514
6506910000	Oth headgear of rubber/of plastics	7.260	66.860	23.352	180.305
6506991000	Nonwoven disposable headgear of othmaterials	1.387	2.017	36.479	60.947
6506999000	Nonwoven oth than disposable headgearof oth materials	19.260	178.365	34.715	1.001.824
6507000000	Head-band,lining,cover,hat foundation,hat frame,peak&chinstrap,for head-gear	43.533	551.294	143.987	2.189.872
6601100000	Garden/similar umbrellas	148.552	487.342	212.957	942.813
6601910000	Umbrellas having a telescopic shaft	122.878	1.410.191	128.143	1.345.973
6601990000	Umbrellas not having a telescopic shaft	857.470	4.738.035	920.582	5.551.197
6602000000	Walking-sticks, seat-sticks, whips,riding crops & the like.	723	17.930	2.649	71.383
6603200000	Umbrella frames, including framesmounted on shafts (sticks)	47.227	897.989	76.061	1.196.228
6603901000	Parts ror articles of heading 66.01	17.361	216.786	18.095	269.714
6603902000	Parts for articles of heading 66.02	0	14.773	0	109.232

**I.3. IMPOR MENURUT KOMODITI / IMPORT BY HS COMMODITY**  
**\*\*\* NOPEMBER / NOVEMBER 2008 \*\*\***

H S	Uraian Komoditi Commodity Description	Berat Bersih / Net Weight (Kg)		Nilai / Value C.I.F (US\$)	
		Bulan ini	Kumulatif	Bulan ini	Kumulatif
		Current Month	Cum.Jan. to date	Current Month	Cum.Jan. to date
6701000000	Skin&oth part f bird w their feathr/down, feathr/down,feathr.part of feathrs	5.622	95.516	7.884	504.812
6702100000	Artificial flower, foliage,fruit, partsof plastics	79.434	1.050.078	167.899	1.883.427
6702900000	Artificial flower, foliage,fruit, partsof oth materials	77.478	470.254	202.243	1.234.002
6703000000	Human hair, dressed, thinned,bleached,othwise worked for wigs/the like	1.492	27.037	138.174	1.493.093
6704110000	Complete wigs of synthetic materials	1.580	20.448	16.459	185.806
6704190000	False beards, eyebrows,eyelashes,switches of synthetic materials	1.201	36.183	1.964	311.550
6704200000	Wigs, false beards, eyebrows,eyelashes,of human hair	62	2.417	184	54.030
6704900000	Wigs, false beards, eyebrows,eyelashes,of oth materials	3.513	27.925	8.303	279.055
6801000000	Setts, curbstones & flagstones, ofnatural stone (except slate)	222.591	2.928.667	42.884	683.324
6802100000	Tiles, cubes,similar articles, square<7 cm, art. colored, chipping & powder	39.003	132.384	14.888	185.024
6802210000	Marble, travertine & alabaster, simplycut/sawn a flat/even surface	2.699.129	14.226.293	736.490	4.529.921
6802230010	Oth monumnt/buildng ston&artcl thereof,granite polished slabs	1.197.563	11.562.873	397.083	3.655.094
6802230090	Oth monumnt/buildng ston&artcl thereof,granite oth thn polished slabs	175.739	2.178.736	131.733	719.437
6802290000	Monumental/building stone, simplycut/sawn a flat/even surface	25.070	330.569	2.694	79.073
6802910000	Marble, travertine & alabaster, futherworked	216.262	12.454.356	74.237	4.276.225
6802920000	Calcareous stone, further worked	0	2.889	0	86.135
6802930000	Granite further worked	62.897	5.093.410	21.178	1.526.157
6802990000	Monumental/building stone, furtherworked	56.395	387.639	26.176	294.091
6803000010	Slate(work&article/of agglomerat)slabs/roofing slates	34	201.943	321	117.362
6803000090	Slate(work&article/of agglomerat)oth thn slabs/roofing slates	51.162	214.655	243.510	358.227
6804100000	Millstones & grindstones for milling,grinding/pulping	493.442	6.895.239	979.787	11.214.900
6804210000	Millstones, grindstones, grinding ofagglomerated synthetic/natural diamond	48.381	627.697	194.916	2.999.285
6804220000	Oth millstone.grindstone,grinding wheel&the like of oth agglomert abrasv/ceramic	238.136	4.895.486	1.087.060	13.169.477
6804230000	Oth millstone.grindstone,grinding wheel&the like of natural stone	62.349	1.236.864	86.527	1.523.577
6804300000	Hand sharpening/polishing stones	184.431	3.341.681	249.444	5.963.099
6805100000	Natural, art. abrasive powder,grainon a base of woven textile fabric only	110.962	1.167.003	417.003	4.792.341
6805201000	Polishing discs on base of paper/paperboard only	8.440	108.496	55.332	691.758
6805209000	Oth natural abrasive on base of paperor paperboard only	186.795	2.423.458	437.703	6.505.457
6805300010	Abrasiv powder/grain,natural/artificial,base of oth materl,polishing discs	10.465	202.596	93.148	1.104.037
6805300090	Abrasiv powder/grain,natural/artificial,base of oth materl,oth thn polish disc	96.329	1.295.598	293.838	3.010.817
6806100000	Slag wool, rock wool & similar mineralwools, in bulk, sheets/rolls	669.490	7.918.921	1.066.378	9.114.867
6806200000	Exfoliated vermiculite, expanded clays,foamed slag,similar exp.mineral mtrials	513	122.352	7.709	347.301
6806900000	Insulating, sound-insulating/sound-absorbing mineral materials	210.733	4.600.225	500.249	7.171.150
6807100000	Articles of asphalt/of similarmaterial in rolls	540.699	4.720.460	327.858	3.006.360
6807900000	Oth articles asphalt/similar material	940.198	10.395.561	837.548	6.966.716
6808000000	Panels, boards, tiles, & similar art.of vegetable fibre, agg with cement etc	519.682	2.036.438	177.320	1.174.220
6809110000	Boards, sheets faced, reinforced withpaper/board only	236.672	15.523.140	56.524	2.673.035
6809190000	Board, sheet not faced, reinforced withpaper/board only	323.705	20.145.319	116.525	3.631.112
6809909000	Articles of plaster/of compositionsbased on plaster oth than dental moulds	895	36.542	1.926	55.203
6810110000	Tile,flagstone,brickssimilar articlebuilding blocks & bricks	96.939	2.324.174	50.321	716.111
6810190000	Tile,flagstone,brickssimilar articleoth thn building block&brick	2.117	1.879.064	47.939	1.603.394
6810910010	Prefabrcat structrl componnt for build/civil engineering concrete building pile	2.222	10.302	4.563	10.540
6810910090	Prefabrcat structrl componnt for build/civil engineer oth thn conrcr build pile	288	1.501.762	258	626.626
6810990090	Oth prefabricated structural component	81.069	735.093	32.556	680.779
6811400000	Article of cemnt,cellulosefibr/the likecontaining asbestos	158.254	6.609.728	37.582	2.347.692
6811810000	Article of cemnt,cellulosefibr/the likenot containing asbestos corrugated sheet	0	319.047	0	294.067
6811820000	Article of cemnt,cellulosefibr/the likeoth sheet,panel,tile&similar article	1.230.650	7.568.861	687.221	2.023.679
6811830000	Article of cemnt,cellulosefibr/the liketubes, pipes and tubes/pipe fittings	14.917	48.925	62.226	159.434
6811890000	Oth article of cement,cellulosefiber/the like	13.527	267.132	76.112	1.210.688
6812801000	Cloth&accessori,paper,millboard&felt,fabricated crocidolite fibres	565	70.994	4.427	38.652
6812809000	Oth thn cloth&accessori,millboard&felt,paper,fabricated crocidolite fibres	37.175	788.945	210.606	5.311.410
6812910000	Oth fabricat asbestos fibres;mix with aasbestos, cloth&accessr,footwear&headge	0	22.419	0	66.828
6812920000	Oth fabricat asbestos fibres;mix with aasbestos,paper,millboard&felt	11.141	130.522	81.705	375.791
6812930000	Oth fabricat asbestos fibres;mix with aasbstos,compres fbrs joint,in sheet/roll	64.123	477.150	111.321	726.707
6812991000	Oth fabricat asbestos fibres;mix with aasbests, cloth&accessori,paper,millboard	0	26.706	0	27.552
6812999000	Oth fabricat asbestos fibres;mix with aasbestos,oth woven/knitted fabrics	124.922	1.692.211	89.362	1.618.807
6813200000	Friction material and articles thereofcontaining asbestos	23.490	269.722	168.916	1.462.091
6813810000	Friction material&article thereof notcontaining asbestos brake lining&pad	45.720	1.174.753	447.427	6.683.789
6813890000	Friction material&article thereof notcontaining asbests oth brake lining&pad	58.901	1.644.120	1.084.306	15.114.846
6814100010	Worked mica & articles of mica, agglomerated,sheets,strips, simply cut to shape	30.522	372.937	55.982	792.838
6814100090	Oth worked mica & articles of mica,agglomerated, reconstituted	587	5.112	6.944	145.818
6814900010	Worked mica & articles of mica, in rolls & pieces, simply cut to shape	835	10.274	12.542	104.385
6814900090	Oths worked mica & articles of mica	3.342	15.214	25.629	135.290
6815101000	Yarn/thread non-electrical articlesgraphite/carbon	1.323	16.699	27.018	147.367
6815102000	Bricks, paving slabs, floor tiles, etcnon electrical articles graphite/carbon	268.856	1.310.579	55.350	778.321
6815109000	Oth non electrical articles graphiteor carbon	12.258	170.009	79.185	1.033.650
6815200000	Articles of peat	1.558	31.465	724	34.037
6815910000	Articles of stone, contents magnesite,dolomite/chromite	900	1.874.008	473	642.701
6815990000	Oth articles of stone,oth thn contentmagnesite,dolomite/chromite	25.151	196.288	19.105	242.071
6901000000	Bricks,blocks,tiles & oth ceramic goods of siliceous fossil meals/of similar	393	811.069	4.049	874.435
6902100000	Goods of siliceous cont by weight,singly/together mg,ca,cr > 50%	1.742.547	14.332.770	1.955.001	16.634.058
6902200000	Goods of siliceous cont by weight,singly/together alumina,silica > 50%	2.792.423	22.959.264	4.739.091	24.482.094
6902900000	Goods of siliceous cont by weight, ofoth metals compound	4.577.414	44.271.018	5.073.640	48.900.212

**I.3. IMPOR MENURUT KOMODITI / IMPORT BY HS COMMODITY**  
**\*\*\* NOPEMBER / NOVEMBER 2008 \*\*\***

HS	Uraian Komoditi Commodity Description	Berat Bersih / Net Weight (Kg)		Nilai / Value C.I.F (US\$)	
		Bulan ini	Kumulatif	Bulan ini	Kumulatif
		Current Month	Cum.Jan. to date	Current Month	Cum.Jan. to date
6903100000	Oth refractory ceramic goods cont byweight, graphite/carbon > 50 %	19.327	238.625	60.833	1.222.692
6903200000	Oth refractory ceramic goods cont byweight, alumina/silica > 50%	87.669	918.257	160.876	1.912.401
6903900000	Oth refractory ceramic goods cont byweight, oth metal compound > 50%	418.453	4.371.408	1.997.516	23.904.706
6904100000	Ceramics building bricks	37.285	216.808	25.535	140.208
6904900000	Flooring blocks, support/filler tiles& the like	241	74.077	183	199.977
6905100000	Roofing tiles of ceramic	40.876	614.300	20.232	578.973
6905901000	Lining bricks for ball millslining bricks for ball mills	0	2.725	0	14.733
6905909000	Chimney-pots,cowls,chimney liners, architectural ornaments & oth ceramic const	0	32.830	0	37.660
6906000000	Ceramic pipes, conduits, guttering,pipefittings.	8.276	183.562	50.055	1.683.381
6907100000	Tile,cube&similar article,whether/notrectangular,circle <7cm	260	200.078	2.829	156.452
6907900000	Oth thn tile,cube&similar article,whether/not rectangular,circle<7cm	8.488.831	116.093.993	2.326.003	28.026.603
6908100000	Oth thn tile,cube&similar article,whether/not rectangular,circle>=7cm	362	3.445.875	285	1.160.048
6908901000	Oth thn tile,cube&similar articl,whethr/not rectangular,circle>=7cm,plain tile	309.890	7.095.997	86.576	1.639.497
6908909000	Oth tiles	4.026.713	58.631.771	1.228.975	16.885.594
6909110000	Ceramic wares for laboratory, chemicalor oth technical of porcelain/china	1	215.016	76	646.387
6909120000	Ceramic wares having a hardness >= 9the mohs scale	41.257	2.069.865	220.146	3.152.557
6909190000	Oth ceramic wares for laboratory,chemical/oth technical uses	2.080	110.602	42.697	1.396.252
6909900000	Ceramic trough,tub,used in agricultureceramic pots, jars for packing of goods	14.219	133.629	28.965	529.620
6910100000	Ceramic sinks, wash basins, wash basinof porcelain/china	571.518	6.633.612	518.289	5.480.644
6910900000	Ceramic sinks, wash basins, wash basinof oth than porcelain/china	157.308	2.579.329	126.174	2.695.914
6911100000	Tableware & kitchenware of porcelain/china	1.539.349	23.576.411	693.869	10.146.746
6911900000	Oth household, toilet articles ofporcelain/china	3.687	282.754	3.727	894.452
6912000000	Tableware & kitchenware, oth householdtoilet art, oth than porcelain/china	68.006	868.502	143.930	1.008.885
6913100000	Statuettes & oth ornamental ceramic art.of porcelain/china	64.111	734.718	44.795	604.112
6913900000	Statuettes & oth ornamental ceramic art.of oth than porcelain/china	31.680	251.737	62.481	444.233
6914100000	Oth ceramic articles of porcelain/china	14.674	242.996	34.585	619.816
6914900000	Oth ceramic articles of oth thanporcelain/china	80.096	948.230	586.421	3.181.944
7001000000	Cullet & oth waste & scrap of glass;glass in the mass.	1.854.095	29.852.971	136.505	2.516.113
7002100000	Glass in balls	0	572.124	0	294.140
7002200000	Glass in rods	225	42.945	752	202.377
7002311000	Fused quartz/oth fused silica forvacuum tubes	0	10.454	0	251.536
7002319010	Fused quartz/oth fused silica forenamel glass	0	35.146	0	540.986
7002319090	Glass in ball,tube of fused quartz/othfuse silca,oth thn boro silict glas tube	42.927	345.027	125.950	483.318
7002321000	Glass having a linear coefficient 0-300celcius for vacuum tubes	8	1.846	626	16.840
7002329010	Glass having a linear coefficient 0-300celcius for venamel glass	460.602	4.782.776	872.416	8.883.795
7002329090	Glass having a linear coefficient 0-300celc oth thn vacuum/boro silict glas tube	1.463	171.909	45.529	1.347.861
7002391000	Oth transparent neutral glass forvacuum tubes	448	40.995	1.048	115.042
7002399010	Oth transparent neutral glass for enamelglass	30	20.242	2.019	114.923
7002399090	Oth glass having linear coeff. 0-300coth thn vacuum&boro silict glas tube	6.931	42.415	31.413	181.679
7003121000	Optical colored glass, not opticallyworked	27.896	263.676	283.678	2.789.875
7003122000	Non wired sheets,in squares/rectangularshape incl.1,2,3,4 corners cut, colored	116.258	864.858	40.098	358.265
7003129000	Oth non-wired sheets colored glass	222.008	1.256.311	109.555	571.928
7003191000	Optical glass, not optically workedoth colored	0	8.350	0	15.200
7003199000	Oth non-wired sheets not colored glassor profiles	280.734	4.244.523	104.589	1.215.757
7003200000	Cast glass and rolled glass,wired sheets	16.700	52.039	19.215	67.206
7003300000	Cast glass and rolled glass,profiles	173	97.122	1.339	62.855
7004201000	Optical drawn,blown glass,not opticallyworked opacified, flashed, absorbent	938	1.063	3.400	8.112
7004209000	Optical drawn, blown glass, opticallyworked,flashed,opacified, absorbent	41.213	5.652.227	49.021	2.110.622
7004909000	Oth optical drawn,blown glass,opticallyworked,flashed,opacified, absorbent	640.082	7.302.946	171.149	2.269.545
7005101000	Optical float glass,not optically worked,flashed,opacified, absorbent	0	2.488	0	6.699
7005109000	Float glass in sheet, optically workedflashed, opacified, absorbent	451.122	7.451.345	196.516	2.515.235
7005211000	Oth non-wired glass, colored, opacifiedoptical glass, not optically worked	59.623	541.326	36.471	295.385
7005219000	Oth non-wired glass, colored, opticallyworked, flashed, opacified	18.526	1.456.813	7.888	980.218
7005291000	Oth non-wired glass, not colored, notoptically worked	0	1.350	0	1.130
7005299000	Oth non-wired glass, not colored,optically worked	145.576	3.172.811	53.725	1.247.450
7006001000	Optical glass, not optically workedfor glass of heading 70,03,70.04,70.05	0	33.602	0	148.550
7006009000	Optical glass, optically worked forglass of heading 70,03,70.04,70.05	73.287	2.740.441	80.738	3.091.217
7007111000	Toughened (tempered) safety glasssuitable for vehicles of chapter 87	124.751	1.201.531	619.182	6.040.126
7007114000	Toughened (tempered) safety glass suitable for ships,boats,floatng chapter 89	253	4.415	292	4.157
7007191000	Toughened (tempered) safety glass suitable for earth moving machinery	20	45.651	736	76.396
7007199000	Toughened (tempered) safety glass suitable for oth machinery	36.371	606.563	146.835	1.913.454
7007211000	Laminated safety glass suitable forvehicles of chapter 87	69.223	585.313	251.749	2.459.622
7007212000	Laminated safety glass suitable foraircraft/spacecraft of chapter 88	0	46	0	487
7007214000	Laminated safety glass suitable forships,boats,floatng struct, chapter 88	95	19.637	0	11.544
7007291000	Laminated safety glass suitable forearth moving machinery	0	1.467	2.181	23.437
7007299000	Laminated safety glass suitable foroth machinery	11.740	121.594	24.737	345.427
7008000000	Multiple-walled insulating units ofglass.	853	309.872	431	409.433
7009100000	Rear-view mirrors for vehicles	151.753	1.943.260	1.397.516	14.702.396
7009910000	Glass mirros, unframed	95.753	1.232.144	138.683	2.174.405
7009920000	Glass mirros, framed	107.328	684.663	213.401	1.341.169
7010100000	Ampoules of glass	10	363.395	2.074	910.206
7010200000	Stoppers, lids & oth closures of glass	2.665	145.031	25.382	463.389
7010901000	Carboys, demijohns & bottles for injectables of a capacity > 1 ltr, of glass	722	105.100	349	73.316

**I.3. IMPOR MENURUT KOMODITI / IMPORT BY HS COMMODITY**  
**\*\*\* NOPEMBER / NOVEMBER 2008 \*\*\***

H S	Uraian Komoditi Commodity Description	Berat Bersih / Net Weight (Kg)		Nilai / Value C.I.F (US\$)	
		Bulan ini	Kumulatif	Bulan ini	Kumulatif
		Current Month	Cum.Jan. to date	Current Month	Cum.Jan. to date
7010902000	Bottles & vials for antibiotics, serums& oth injectables of capacity < 1 ltr	255.266	2.749.271	236.860	2.183.730
7010903000	Oth bottles for intravenous fluids ofglass	21.870	400.437	17.820	508.019
7010909000	Flask, jars, pots, phials, oth containerof glass	9.593.499	68.021.422	4.338.422	33.828.626
7011101000	Stem for electric lighting	118	46.976	2.100	912.428
7011109000	Glass envelops for electric lightingoth than stem	471.967	2.341.168	304.195	2.012.876
7011201000	Television tubes, cathode-ray tubes	0	69.212.713	0	59.848.015
7011209000	Cathode-ray tubes, oth than television	0	6.936	0	173.242
7011900000	Oth glass envelopes, bulbs,tubes,open& glass parts thrf, without fitting	2.128	123.343	4.336	155.684
7013100000	Glassware of a kind used for table,kitchen, toilet, office of glass-ceramic	87.583	2.748.153	188.947	4.012.050
7013220000	Stemware drinking glasses, of leadcrystal	2	497	78	54.628
7013280000	Stemware drinking glasses, neitherglass-ceramics nor lead crystal	173.463	2.887.458	238.797	3.974.172
7013330000	Other drinking glasses, of lead crystal	3.965	12.575	2.616	10.671
7013370000	Other drinking glasses, neitherglass-ceramics nor lead crystal	88.863	1.714.754	318.168	2.940.062
7013410000	Glassware for table (not drinking glass)kitchen purposes, of lead crystal	5.339	15.343	5.304	31.055
7013420000	Glassware for table (not drinking glass)ktchn,linear coef<5x10-6/Kelvin,0-3000C	1	16.414	8	24.544
7013490000	Oth glassware for table(not drink glass)kitchen purposes, not ceramics	94.489	1.166.669	179.236	1.872.395
7013910000	Other glassware of lead crystal	5.542	55.667	6.568	82.968
7013990000	Other glassware	582.046	5.489.261	852.802	8.263.648
7014001000	Signalling glassware & optical elementfor motor vehicles	321	44.903	1.674	173.844
7014009010	Lighthouse lamp,ship/locomotive/railwaylntern, aircraft, beacons aerodromes	483	13.272	28.765	77.234
7014009090	Other signalling glassware & opticalements of glass, not optically worked	7.265	143.758	8.116	471.383
7015100000	Glasses for corrective spectacles	29.626	319.076	249.537	4.458.977
7015901000	Clock or watch glasses	654	2.767	574	23.093
7015909000	Glasses for non-corrective spectacles;hollow glass spheres & their segments	1	344.835	11	11.471.592
7016100000	Glass cubes & oth glass smallwares,for mosaics or decorative purposes	5.329	420.914	5.173	436.639
7016900000	Oth articles of moulded glass; leadedlights; multicellular & smlr forms	425.981	4.360.232	441.423	3.511.732
7017101000	Quartz reactor tubes and holders,for production of semiconductor	19	4.744	380	49.729
7017109000	Other laboratory or pharmaceuticalof fused quartz or oth fused silica	23.856	203.217	233.280	2.375.375
7017200000	Laboratry, hygienic/pharmaceutical withcoef< 5x10-6/kelvin, 0 - 3000 c	2.592	63.356	29.509	568.733
7017900000	Laboratory, hygienic/pharmaceuticalglassware, fused quartz/oth fused silica	3.073	143.263	26.285	1.396.104
7018100000	Glass beads, imitation pearls,imitation precious & glass smallwares	348.330	3.769.372	337.181	3.768.387
7018200000	Glass microspheres <=1mm in diameter	68.820	537.786	28.894	273.973
7018900000	Glass eyes, not prsthc artcls, ornamntof lamp-worked glass,not imittn jewellery	24.211	498.108	132.281	1.072.135
7019110000	Chopped strands,of a length <= 50 mm	9.353	518.610	20.077	762.029
7019120000	Rovings of glass fibres	175.995	4.314.038	213.368	3.754.282
7019191000	Yarn of glass fibres	0	342.944	0	221.582
7019199000	Sliver & chopped strand of glass fibers	130.828	1.890.152	635.410	7.650.913
7019310000	Mats of glass fibres	478.533	7.513.140	691.408	10.562.956
7019320000	Thin sheets (voiles) of glass fibres	50.296	358.921	151.038	627.664
7019391000	Asphalt/coal-tar impregnatd glass-fibreouterwrap for pipelines	38.010	299.468	32.621	461.887
7019399000	Mattresses,boards and similarnonwoven products of glass fibres	130.521	2.256.898	185.469	3.314.353
7019400000	Woven fabrics of glass fibres rovings	74.134	1.757.127	92.097	1.891.237
7019510000	Oth woven fabric,of a width <= 30 cm	0	1.943	0	24.413
7019520000	Oth woven fabric,of a width > 30 cmplain weave, of single yarn	0	45.766	0	52.697
7019590000	Oth woven fabric,of a width > 30 cm	16.394	163.980	71.310	855.792
7019903000	Escape chutes of glass fibres	6	2.251	20	14.178
7019909000	Other articles of glass fibres	270.642	2.833.651	402.581	5.540.471
7020001100	Glass moulds for the manufacture ofacrylic goods	112.248	173.460	142.099	289.847
7020001900	Glass moulds for other purposes	668	15.210	6.110	81.429
7020002000	Quartz reactor tubes & holders designedfor production of semiconductor wafers	123	244	36.043	36.861
7020009000	Other articles of glass.	286.797	2.108.728	397.782	3.329.711
7101100000	Natural pearls	29	1.525	64	35.411
7101220000	Cultured pearls, worked	0	7	0	638
7102100000	Diamonds, unsorted	0	1	0	151
7102210000	Diamonds, unworked or simply sawn,cleaved or bruted, industrial	0	61.851	0	23.714
7102290000	Diamonds, worked, not mounted or set,industrial	0	17	0	9.719
7103910000	Rubies, sapphires & emeralds, worked	0	15	0	299.255
7103990000	Other precious stones, worked	0	1.202	0	42.902
7104101000	Piezo-electric quartz, unworked	0	7.637	0	319.707
7104102000	Piezo-electric quartz, worked	2.503	29.680	43.000	438.363
7104900000	Other synthetic precious stones,worked	1.003	51.750	54.037	507.588
7105100000	Dust and powder of diamonds	756	2.040	5.647	87.507
7105900000	Dust & powder of other natural orsynthetic precious/semi precious stones	3.500.009	3.501.114	17.029	29.512
7106100000	Silver powder	2.508	11.057	679.443	3.150.517
7106910000	Silver, unwrought	5.561	48.950	283.991	3.954.926
7106920000	Silver, semi-manufactured	772	18.020	235.959	5.483.098
7107000000	Base metals clad with silver,notfurther worked than semi-manufactured.	0	3.532	0	63.251
7108110000	Gold powder	17	2.304	28.518	789.890
7108121000	Gold in lumps, ingots or cast bars	39	1.984	659.450	6.425.556
7108129000	Gold in other unwrought forms :	1.681	95.960	407.768	9.697.680
7108130000	Gold,non monetary,oth semi-manufacturedform	90	10.565	657.244	17.153.796
7108200000	Monetary gold	2	2	203	203
7109000000	Base metals/silver,clad with gold nofurther worked than semi-manufactured	159	718	14.391	241.311

**I.3. IMPOR MENURUT KOMODITI / IMPORT BY HS COMMODITY**  
**\*\*\* NOPEMBER / NOVEMBER 2008 \*\*\***

H S	Uraian Komoditi Commodity Description	Berat Bersih / Net Weight (Kg)		Nilai / Value C.I.F (US\$)	
		Bulan ini Current Month	Kumulatif Cum.Jan. to date	Bulan ini Current Month	Kumulatif Cum.Jan. to date
711011000	Platinum, in lumps, ingots, cast bars,powder or sponge	781	116.953	3.784	255.612
711019000	Platinum in oth form, unwrought	0	82	0	6.450
711019000	Platinum, wrought	0	478	0	13.227
7110212000	Palladum in lumps, ingots, cast bars,powder or sponge	3	30.732	176	147.666
7110219000	Palladum, unwrouht, in other form	0	721	0	49.872
7110290000	Palladum, wrought	0	1	0	6.358
7110311000	Rhodium in lumps, ingots,cast bars,powder or sponge	0	6	0	68
7110390000	Rhodium, wrought	13	37	106	341
7110411000	Iridium, osmium & ruthenium in lumpingots,cast bars,powder or sponge	0	164	0	331
7110419000	Iridium, osmium and ruthenium, inother forms, unwrought	5	5	15	15
7110490000	Iridium, osmium & ruthenium, wrought	0	79	0	511
7111001000	Silver or gold, clad with platinumsemi-manufactured	0	41	0	35.981
7111009000	Base metals, clad with platinumsemi-manufactured	0	76	0	30.024
7112300000	Ash containing precious metal orprecious metal compounds	0	9	0	643
7112910000	Waste & scrap of gold, incl. metalclad with gold	5	58	742	8.649
7112999000	Waste & scrap of oth precious metal	0	61	0	540
7113111000	Parts of jewellery of silver	1.196	13.705	830.621	5.731.452
7113119000	Jewellery of silver	1.068	22.589	3.325	77.275
7113191000	Parts of jewellery of other preciousmetal	9	1.063	879	185.488
7113199000	Jewellery of other precious metal	23	967	120.647	1.654.691
7113201000	Parts of jewellery of base metal,clad with precious metal	57	1.251	542	18.971
7113209000	Jewellery of base metal, clad withprecious metal	38	13.159	770	42.062
7114110000	Articles of silversmiths wares ofsilver, whether or not plated or clad	0	25.780	0	14.587
7114190000	Articles of goldsmiths wares ofoth precious metal,	41	132	3.183	4.673
7114200000	Articles of goldsmiths wares ofbase metals, clad with precious metal	0	819	0	11.484
7115100000	Catalysts of platinum, in the formof wire cloth or grill	19	51.378	4.796	2.896.313
7115901000	Other articles of golds or silver	0	636	0	27.678
7115902000	Other articles of metal clad with goldor silver	0	13	0	29.032
7115909000	Oth articles of precious metal/of metalclad with precious metal	0	1.452	0	5.961
7116100000	Articles of natural/cultured pearls	0	1.972	0	4.500
7116200000	Articles of precious/semi-preciousstones(natural/synthetic/reconstructed)	123	152	143.791	169.107
7117111000	Parts cuff-links and studs, of basemetal, whether or not plated	58	869	5.246	25.116
7117119000	Cuff-links and studs of base metalwhether/not plated with precious metal	3.548	65.163	23.924	446.150
7117191000	Bangles of base metal, whether or notplated with precious metal	1.114	89.752	6.166	341.640
7117192000	Parts of oth imitation jewelleryof base metal, whether or not plated	0	10.613	0	21.560
7117199000	Other imitation jewellery of base metalwhether or not plated	149.802	1.316.387	1.050.775	7.001.038
7117901000	Bangles	0	62.130	0	162.850
7117902000	Other imitation jewellery	88.613	1.310.893	366.647	3.519.873
7117909000	Parts of imitation jewellery	2.697	39.314	7.805	149.940
7118101000	Silver coin, not being legal tender	47	58	470	588
7118109000	Oth coin (not gold coin), not beinglegal tender	865	6.641	3.789	20.661
7118901000	Gold coin, whether or not legal tender	0	1	0	426
7118909000	Oth coin (oth than gold/silver coin)	27	81	50	1.455
7201100000	Non-alloy pig iron cont. by weight0.5% or less of phosphorus	413.731	129.995.911	380.650	72.695.904
7201200000	Non-alloy pig iron cont. by weightmore than 0.5% of phosphorus	0	2	0	2.479
7201500000	Alloy pig iron; spiegeleisen	390	30.284.533	4.132	15.390.154
7202110000	Ferro-manganese, cont. by weight morethan 2% of carbon	344.270	8.195.716	954.660	10.438.012
7202190000	Ferro-manganese, cont. by weight <=than 2% of carbon	300	4.100.627	373	7.374.114
7202210000	Ferro-silicon, cont. by weight morethan 55% of silicon	501.623	15.111.966	953.722	25.198.274
7202290000	Ferro-silicon, cont. by weight <=than 55% of silicon	237.751	5.120.156	642.295	7.320.968
7202300000	Ferro-silico-manganese	1.149.620	41.575.544	2.578.046	80.895.464
7202410000	Ferro-chromium, cont. by weight morethan 4% of carbon	13.340	1.851.899	32.769	4.160.421
7202490000	Ferro-chromium, cont. by weight <=than 4% of carbon	161.375	1.458.216	463.338	3.968.768
7202500000	Ferro-silico-chromium	0	51.051	0	91.545
7202600000	Ferro-nickel	713	10.100	6.412	110.394
7202700000	Ferro-molybdenum	6.030	186.968	262.597	6.611.290
7202800000	Ferro-tungsten & ferro-silico-tungsten	0	7.670	0	78.242
7202910000	Ferro-titanium and ferro-silico-titanium	248	70.689	2.345	393.946
7202920000	Ferro-vanadium	0	9.186	0	223.775
7202930000	Ferro-niobium	4.460	16.903	137.015	275.866
7202990000	Other ferro-alloys	232.560	3.003.204	552.052	6.374.461
7203100000	Ferrous products obtained by directreduction of iron ore	39.000	259.515.167	28.115	139.161.272
7203900000	Other ferrous products	0	27.638.118	0	17.639.366
7204100000	Waste and scrap of cast iron	2.818.658	38.085.695	976.430	19.921.365
7204210000	Waste and scrap of stainless steel	0	6.777.990	0	4.430.408
7204290000	Waste and scrap of oth alloy steel	4.581.542	522.741.828	1.899.516	291.994.678
7204300000	Waste & scrap of tinned iron or steel	14.508	15.697.220	19.154	7.481.126
7204410000	Turnings,shavings,chips,milling waste,sawdust,filings,trimmings & stampings	381.899	6.272.583	123.812	2.614.913
7204490000	Other ferrous waste and scrap :	79.041.696	1.239.264.869	25.072.393	642.757.989
7204500000	Remelting scrap ingots	0	16.469	0	141.457
7205100000	Granules of pig iron, spiegeleison,iron or steel	282.831	32.440.898	358.399	20.601.558
7205210000	Powder of alloy steel	90.834	874.239	210.856	1.688.492
7205290000	Powder of pig iron, spiegeleison,iron or steel (oth than alloy steel)	510.965	4.103.463	450.359	5.015.970

**I.3. IMPOR MENURUT KOMODITI / IMPORT BY HS COMMODITY**  
**\*\*\* NOPEMBER / NOVEMBER 2008 \*\*\***

H S	Uraian Komoditi Commodity Description	Berat Bersih / Net Weight (Kg)		Nilai / Value C.I.F (US\$)	
		Bulan ini	Kumulatif	Bulan ini	Kumulatif
		Current Month	Cum.Jan. to date	Current Month	Cum.Jan. to date
7206101000	Iron and non-alloy in ingotscontaining by weight > 0.6% of carbon	0	70.241	0	48.791
7206109000	Iron and non-alloy in ingotscontaining by weight <= 0.6% of carbon	750	92.941	1.992	132.936
7206900000	Iron and non-alloy in primaryform other than ingots	34.053	1.152.980	829.716	14.892.261
7207110000	Semi-finished iron/non-alloycont. < 0,25% carbon ,rectnglr,square	4.620.173	340.515.026	1.987.256	258.572.044
7207121000	Slabs of iron/non alloy, cont.< 0,25%of carbon, other than square	127.505.304	1.615.645.647	134.456.107	1.371.212.029
7207129000	Oth semi-finished iron/non-alloycont.< 0,25% carbon ,rectnglr,not square	2.957	143.142.904	6.680	101.705.990
7207190000	Oth semi-finished iron/non-alloycont.< 0,25% of carbon	69.316	3.934.711	132.036	5.558.436
7207201100	Slabs of iron/non alloy,cont.by weight> 0.6% of carbon	0	313.893.846	0	183.537.610
7207201900	Oth semi-finished iron/non-alloycont. by weight > 0,6% of carbon	100.281	17.903.812	85.246	11.370.291
7207209900	Oth semi-finished iron/non-alloycont.by weight 0,25% <= carbon <= 0,6%	6.269.544	74.030.721	7.205.765	72.659.183
7208100000	Flat-rolled iron/nas,HRC,reliefwidth > 600 mm	13.239	21.914.683	23.414	17.521.817
7208251000	Flat-rolled iron/nas,HRC,pickled,width>600 mm, thick >= 4.75 mm for re-rolling	94.570	6.278.929	88.754	5.732.479
7208259000	Flat-rolled iron/nas,HRC,pickled,width>600 mm.thick>= 4.75 mm,not re-rolling	4.662.548	58.589.713	4.939.132	61.150.397
7208260000	Flat-rolled iron/nas,HRC,pickled,width>600,thick > 3 mm or but thick< 4,75 mm	8.341.265	98.335.726	8.955.675	85.056.283
7208270000	Flat-rolled iron/nas,HRC,pickled,width>600mm, of a thickness of less than 3 mm	15.088.040	224.151.236	15.521.083	185.643.847
7208360000	Flat-rolled iron/nas, HRC,width >600 mm, thick >10 mm	3.230.260	66.468.902	3.775.512	60.078.682
7208370000	flat-rolled iron/nas, HRC,width >600 mm, of a 4,75< thick< 10mm	4.875.591	81.846.762	4.780.405	67.325.219
7208380000	flat-rolled iron/nas, HRC,width >600 mm, of a 3< thick< 4,75 mm	5.676.567	74.702.523	5.246.134	58.188.176
7208390000	Flat-rolled iron/nas, HRC,width >600 mm, thick< 3 mm	6.142.977	417.846.685	7.166.727	332.746.039
7208400000	Flat-rolled iron/nas, HRnCreliief	146.606	11.848.731	122.696	8.836.860
7208510000	Flat-rolled iron/nas, HRnC,width>600 mm, of a thickness > 10 mm	15.119.971	201.286.749	18.297.818	217.426.462
7208520000	Flat-rolled iron/nas, HRnC,width>600 mm, 4,75 < thickness < 10 mm	5.192.634	126.804.514	5.586.284	119.447.742
7208530000	Flat-rolled iron/nas, HRnC,width>600 mm, 3 < thickness < 4,75 mm	157.746	7.183.777	175.702	6.596.090
7208540000	Flat-rolled iron/nas, HRnC,width>600 mm, thickness < 3 mm	242.428	15.821.394	240.875	11.557.025
7208900000	Other Flat-rolled iron/nas	946.894	49.129.131	1.215.424	49.295.332
7209150000	Flat-rol in coils, cold-rolledwidth > 600 mm, thickness >3 mm	1.547.509	10.253.671	1.602.756	8.976.955
7209160010	Flat-crc, pickled or not, 1<thick<3mm,600 < width < 1250 mm	12.269.714	136.168.436	11.863.427	113.153.195
7209160090	Flat-crc, pickled or not, 1<thick<3mm,width > 1250 mm	1.410.464	44.441.476	1.504.638	39.250.338
7209170010	Flat-crc, pickled or not, 0,5<thick<1mm,600 < width < 1250 mm	13.290.450	206.684.315	12.425.442	167.054.765
7209170090	Flat-crc, 0,5<thickness<1mmwidth > 1250 mm	7.627.319	131.104.367	7.867.248	102.443.975
7209181000	Tin-mill blackplate (tmbp), crcof a thickness < 0.5 mm	7.292.158	135.849.376	8.647.091	121.393.701
7209182000	Flat-crc, thickness<= 0,17 mmcontaining by weight<= 0.6% of carbon	40.231	2.052.981	46.611	2.182.441
7209189000	Flat-crc, 0,17< thickness< 0,5 mmcontaining by weight<= 0.6% of carbon	5.678.920	135.113.019	5.386.176	108.830.572
7209250000	Flat of iron/non-alloy, not in coilcold rolled, of a thickness >= 3 mm	293.928	23.929.993	449.206	16.782.381
7209260010	Flat of iron/non-alloy, not coil,coldrolled,1mm<thickness<3mm,width=<1,250 mm	40	634.324	110	403.635
7209260090	Flat of iron/non-alloy, not coil,coldrolled,1 mm<thickness<3mm,width>1,250 mm	1.018	183.647	1.667	384.003
7209270010	Flat of iron/non-alloy,not coil,coldrolled,0,5mm<thickness<1mm,width<1,250mm	0	484.708	0	548.151
7209270090	Oth flat of iron/non-alloy,not incoil,cold rolled,0,5mm =< thickness<1 mm	84.816	2.668.848	81.032	2.210.639
7209281000	Flat-CRnC, thickness<= 0,17 mmcontaining by weight<= 0.6% of carbon	0	144.331	0	128.183
7209289000	Flat-CRnC, 0,17< thickness< 0,5 mmcontaining by weight<= 0.6% of carbon	31.174	3.338.642	25.298	2.499.499
7209901000	Flat of iron/non-alloy, cold-rolled,corrugated form	13.823	164.339	22.222	315.130
7209909000	Flat of iron/non-alloy, cold-rolled,other than corrugated form	989	753.887	25.563	1.125.972
7210111000	Flat-rolled of iron/nas,carbon>=0.6%plated or coated with tin,thick > 0,5mm	153.956	2.916.402	166.077	3.372.850
7210119000	Flat-rolled of iron/nas,carbon< 0.6%plated or coated with tin,thick > 0,5mm	1.685.835	25.612.009	2.887.217	27.973.265
7210121000	Flat-rolled of iron/nas,carbon>=0.6%plated or coated with tin,thick < 0,5mm	2.429.798	21.770.044	3.711.969	26.765.614
7210129000	Flat-rolled of iron/nas,carbon< 0.6%plated or coated with tin,thick < 0,5mm	6.807.776	63.377.254	10.041.483	72.131.425
7210201000	Flat-rolled of iron/nas,carbon>=0.6%plated or coated with lead, thick <1,5mm	74.743	2.091.170	110.003	1.428.033
7210209000	Flat-rolled of iron/nas,carbon>=0.6%plated or coated with lead, thick >1,5mm	417.414	4.624.461	576.071	4.951.831
7210301000	Flat-rolled of iron/nas,carbon < 0.6%plated or coated with lead, thick <1,5mm	3.906.721	72.080.926	4.781.670	72.445.654
7210309000	Flat-rolled of iron/nas,carbon < 0.6%plated or coated with lead, thick >1,5mm	1.743.390	18.741.826	1.938.916	20.377.476
7210411000	Flat-rolled of iron/non-alloy, othwiseplated zinc,corrugated,thickness<=1.2mm	0	94.721	0	153.856
7210412000	Flat-rollof iron/nas,othwise plated zinc,carbon< 0.6% ,corrugated,thick<= 1,5mm	11.400	11.400	24.181	24.181
7210419000	Flat-rollof iron/nas,othwise plated zinc,carbon< 0.6% ,corrugated,thick> 1,5mm	0	3.310.595	0	2.127.835
7210491000	Flat-rolled of iron/non-alloy, othwiseplated zinc,not corrugated,thick <=1.2mm	6.451.796	76.021.638	7.589.341	72.573.703
7210492000	Flat-rollof iron/nas,othwise plated zinccarbon< 0.6% ,n-corrugated,thick<= 1,5mm	201.513	4.027.950	200.132	3.980.469
7210499000	Flat-rolled of iron/non-alloy, othwiseplated zinc,not corrugated,thick > 1.2mm	1.506.455	25.148.696	1.788.319	22.706.505
7210500000	Flat-rolled iron/non-alloyplated with cromium & or chromium oxides	1.621.104	22.135.631	2.054.890	24.178.973
7210611000	Flat-rolled iron/non-alloyplated with alumnm-zinc,thickness<=1.2mm	7.507.105	76.688.212	10.652.694	92.995.532
7210619000	Flat-rolled iron/non-alloyplated with alumnm-zinc,thickness >1.2mm	1.512.282	15.537.761	1.402.731	14.223.351
7210691000	Flat-rolled iron/non-alloyplated with oth alumnm,thickness<=1.2mm	315.888	3.159.853	380.689	2.210.478
7210699000	Flat-rolled iron/non-alloyplated with oth alumnm,thickness >1.2mm	130.438	10.263.875	162.783	8.949.320
7210701000	Flat-rolled of iron/nas,painted, varnished,coated plastics,carbon<0.6%,thick<=1,5mm	1.481.143	26.513.831	2.427.702	37.324.373
7210709000	Flat-rollof iron/nas,painted, varnished,coated plastics,carbon<0.6%,thick>1,5mm	941.353	10.873.873	1.620.998	15.764.754
7210901000	Flat-rollof iron/nas,plated,coated othmetal,carbon<0.6%,thick<=1,5mm	0	16.018	0	32.744
7210909000	Flat-rollof iron/nas,plated,coated othmetal,carbon<0.6%,thick>1,5mm	703.872	4.789.912	915.526	6.098.405
7211131000	Hoop,strip iron/not alloy, HR, not clad150 mm<width<600mm,thick <= 4mm	0	72.092	0	194.427
7211132000	Rolled on 4 faces/in closed box,HR, notclad, corrugated,carbon<=0,6%,thick<=4	0	1	0	1
7211139000	Rolled on 4 faces/in closed box,HR, notclad, oth shape,thick<=4mm, width>150n	590.384	40.573.604	660.229	45.605.971
7211141000	Hoop&strip iron/not alloy, HR, not cladcarbon<=0,6%,thick>=4,75mm, width<400	34.748	2.359.463	55.450	1.255.322
7211149000	Oth flat-rolled iron/not alloy,not cladhr, carbon <=0.6%,thick>=4,75mm	1.006.858	14.673.968	1.304.311	16.841.706
7211191000	Hoop&strip iron/not alloy, HR, not cladcarbon<=0,6%,thick<4,75mm, width<400n	135.667	5.174.595	212.164	3.890.178
7211193000	Oth flat-rolled iron/not alloy,not cladhr, carbon <=0,6%,thick < 0.17 mm	0	57	0	782
7211199000	Oth flat-rolled iron/not alloy,not cladhr, carbon <=0.6%, 0.17<thick<4.75 mm	547.621	5.948.647	403.875	6.525.115

**I.3. IMPOR MENURUT KOMODITI / IMPORT BY HS COMMODITY**  
**\*\*\* NOPEMBER / NOVEMBER 2008 \*\*\***

H S	Uraian Komoditi Commodity Description	Berat Bersih / Net Weight (Kg)		Nilai / Value C.I.F (US\$)	
		Bulan ini	Kumulatif	Bulan ini	Kumulatif
		Current Month	Cum.Jan. to date	Current Month	Cum.Jan. to date
7211231000	Flat-rolled iron/not alloy,CR,not cladcorrugated, carbon < 0,25%	0	19.725	0	28.664
7211232000	Hoop&strip iron/not alloy,CR, not cladcarbon<=0,25%, width < 400mm	0	738.069	0	417.329
7211239010	Oth flat-rolled iron/not alloy,not cladcr, carbon < 0,25%,thick < 40 mm	0	10.094	0	26.025
7211239090	Oth flat-rolled iron/not alloy,not cladcr, carbon < 0,25%, thick >= 40 mm	145.315	4.831.428	216.143	5.335.069
7211291000	Flat-rolled iron/not alloy,CR,not cladcorrugated, carbon >= 0,25%	0	32.112	0	133.400
7211292000	Hoop&strip iron/not alloy,CR, not cladcarbon >= 0,25%, width < 400mm	0	828.028	0	980.980
7211299000	Oth Hoop&strip iron/not alloy,not cladcr, carbon >= 0,25%, width < 400mm	195.622	7.492.803	365.367	8.415.620
7211901000	Oth Hoop&strip iron/not alloy,not cladwidth < 400mm	13.603	3.373.470	26.966	4.697.796
7211902000	Oth flat-rolled iron/not alloy,not cladcorrugated, carbon < 0,6%	0	1.608	0	3.965
7211903000	Oth flat-rolled iron/not alloy,not cladthickness <= 0.17 mm	0	8	0	121
7211909000	Oth flat-rolled iron/not alloy,not cladthickness > 0.17 mm	1.649.813	10.184.716	1.637.554	14.193.784
7212101000	Hoop,strip iron/not alloy, coated tin,width < 400mm	24.839	489.116	40.869	789.890
7212109000	Flat-rolled iron/not alloy, coated tin,400 mm <= width < 600mm	28.922	7.396.637	90.443	7.536.532
7212201000	Hoop,strip iron/not alloy, width<400mm,elect coated with zinc	0	69.393	0	75.867
7212202000	Flat-rolled iron/not alloy,width<600mm,carbon<0.6%,thick<=1,5mm,elect coat zin	735	51.000	3.372	191.343
7212209000	Flat-rolled iron/not alloy, other shapeelect coated with zinc	29.437	383.388	84.445	578.781
7212301000	Hoop,strip iron/not alloy, coated zinc,width < 400mm non-elect coated zinc	11.616	441.592	17.559	544.689
7212302000	prod iron/non alloy,width <600mm,carbon<0.6%,thick<1,5mm,otherwise coated z	0	66	0	1.593
7212309000	Flat-rolled iron/not alloy, other shape,non-elect coated with zinc	4.720	10.397.421	16.358	4.112.432
7212401000	Hoop,strip iron/not alloy, coated zinc,width < 400mm, coated with plastic	138.228	2.695.984	246.487	4.483.407
7212402000	Flat-rolled iron/not alloy, carbon<0.6%,thick > 1.5 mm, coated with plastic	19.139	212.510	26.412	332.426
7212409000	Flat-rolled iron/not alloy, other shape,painted, varnished/coated with plastics	341.170	10.092.628	595.638	15.091.299
7212501010	Hoop,strip iron/not alloy, width<400 mm,coated with aluminium-zinc alloys	62.999	595.080	127.642	1.886.665
7212501020	Hoop,strip iron/not alloy, width<400 mm,coated with chromium	422.755	875.979	306.498	762.716
7212501090	Other hoop,strip iron/not alloy,width < 400 mm	45.997	208.160	136.918	434.405
7212502090	Other flat-rolled iron/not alloy,carbon<0.6%, thick > 1.5 mm	61.863	554.371	281.266	1.990.999
7212509000	Flat-rolled iron/not alloy, otherwiseplated or coated	16.000	2.796.912	22.418	2.789.822
7212601000	Hoop,strip iron/not alloy, cladwidth < 400mm	79.907	706.162	388.339	2.800.920
7212609000	Flat-rolled iron/not alloy, clad	21.239	48.270.122	74.607	47.647.920
7213100010	Containing indentations,ribs,grooves ofcircular crosssection <= 50 mm2	451	1.872.371	9.137	1.710.551
7213100020	Containing indentations,ribs,grooves ofrectangular, square <= 20 mm2 in width	0	148.714	0	159.398
7213100090	Containing indentations,ribs,grooves ofshape	26.666	9.144.929	109.449	5.964.972
7213200000	Other bars, rods, hot-rolled ,in irregularly, of free-cutting steel	285.422	8.128.042	359.916	6.642.998
7213910000	Other bars, rods, hot-rolled , circularcross-section < 14 mm in diameter	7.830.366	95.116.545	8.643.597	93.514.327
7213990000	Other bars, rods, hot-rolled , notcircular	2.660.470	31.059.611	3.396.877	32.907.980
7214101100	Oth bars,rods of iron, non-alloy steelforged,carbon<0.6%,circlr cross-section	454.166	1.350.539	363.047	1.017.334
7214101900	Oth bars,rods of iron, non-alloy steelforged,carbon<0.6%,not circular	84.836	2.530.420	149.352	2.233.590
7214102100	Oth bars,rods of iron, non-alloy steelforged,carbon>=0.6%,circlr cross-section	37	32.849.468	528	12.835.561
7214102900	Oth bars,rods of iron, non-alloy steelforged,carbon >= 0.6%,not circular	326.389	24.537.586	745.521	17.168.740
7214201100	Containing indentations, ribs, groove scarbon < 0.6%, circular cross-section	20	480.455	635	262.064
7214201900	Containing indentations, ribs, groove scarbon < 0.6%, not circular	58.243	319.561	48.648	347.668
7214202100	Containing indentations, ribs, groove scarbon >= 0.6%, circular cross-section	140	140	151	151
7214202900	Containing indentations, ribs, groove scarbon >= 0.6%, not circular	30.929	7.434.640	40.548	6.687.059
7214300000	Other bars & rods, not forged, offree-cutting steel	83.061	670.818	85.142	716.123
7214911010	Concrete steel, hot-rolled,hot-drawn,hot-extruded, carbon < 0.6%	109.413	1.618.258	178.831	1.656.790
7214911020	Shaft bars, manganese steel, hot-rolled,hot-drawn, hot-extruded, carbon < 0.6%	111.650	2.360.012	221.342	4.171.342
7214911090	Other bars & rods, hot-rolled,hot-drawnor hot-extruded, carbon < 0,6 %	120.575	3.270.689	105.479	3.358.210
7214912010	Concrete steel, hot-rolled,hot-drawn,hot-extruded, carbon >= 0.6%	1	533.449	15	606.782
7214912020	Shaft bars, manganese steel, hot-rolled,hot-drawn, hot-extruded, carbon >= 0.6%	8.355	4.607.544	12.103	4.863.963
7214912090	Other bars & rods, hot-rolled,hot-drawnor hot-extruded, carbon >= 0,6 %	106.078	859.634	90.211	1.312.204
7214991010	Carbon,oth than of circularcross-section: concrete steel	0	5.609.619	0	4.500.450
7214991020	Carbon, other than of circularcross-sect:shaft bars; manganese steel	554.771	7.122.612	813.804	8.563.070
7214991090	Oth. carbon, other than of circularcross-section	0	789.379	0	956.231
7214999010	Oth. carbon, other than of circularcross-section concrete steel	205.796	7.979.963	268.456	8.144.608
7214999020	Oth. carbon, other than of circularcross-sect:shaft bars; manganese steel	4.415.302	57.236.555	5.283.916	58.234.329
7214999090	Oth.Than Concrete steel, Shaft bars, manganes steel	75.956	6.191.636	259.415	6.787.295
7215100000	Oth bars & rods of iron/non-alloy steelfree-cutting steel,cold-formed/finished	356.984	5.569.654	558.937	7.703.688
7215501000	Oth bars & rods of iron/non-alloy steelcontaining by weight 0.6% or more of	12.457	28.485	28.715	89.845
7215509000	Oth bars & rods of iron/non-alloy steel	566.399	6.317.353	579.484	9.736.242
7215900010	Manganese steel/shaft bars,containingby weight less than 0.6% of carbon	55.746	1.066.022	116.140	1.448.175
7215900020	Oth Mangan steel/shaft bars,containingby weight less than 0.6% of carbon	83.907	3.277.184	194.524	4.827.756
7215900030	Manganese steel/shaft bars, containingby weight 0.6 % or more of carbon	92.478	967.655	140.019	1.288.302
7216100000	U, i or h sections , not further workedthan hot-rolled, of a height < 80 mm	1.470.392	25.179.157	2.090.625	26.318.118
7216210000	L section of iron/non-alloy steel, notworked than hot-rolled,of a height<80 mm	43.153	5.156.269	67.086	3.696.261
7216220000	T section of iron/non-alloy steel, notworked than hot-rolled,of a height<80 mm	8.143	276.391	6.877	226.793
7216310000	U, l or H sections, not further workedu sections	786.371	42.439.336	686.852	22.554.574
7216320000	U, l or H sections, not further workedi sections	1.006.636	14.092.321	993.551	14.379.723
7216330000	U, l or H sections, not further workedh sections	1.791.035	66.600.569	2.524.276	47.777.246
7216400000	L/T sect,not further work than hot-rollhot-drawn/extrud,a height of 80mm /more	4.361	12.058.385	4.446	9.821.514
7216501000	Oth angles,shapes&sections,not furtherof a height of less than 80 mm	183.395	10.946.771	244.019	6.490.963
7216509000	Oth angles, shapes & sect,not furtherof a height of more than 80 mm	1.940.228	57.424.197	1.978.794	58.733.084
7216610000	Angles,shapes&sections,not worked thancold-formed,obtain from flat-rolled prod	208	38.985	703	57.416
7216690000	Angle,shape&sect,not workthan cold formoth than obtain from flat-rolled product	270.478	3.706.195	1.171.198	8.644.159

**I.3. IMPOR MENURUT KOMODITI / IMPORT BY HS COMMODITY**  
**\*\*\* NOPEMBER / NOVEMBER 2008 \*\*\***

HS	Uraian Komoditi Commodity Description	Berat Bersih / Net Weight (Kg)		Nilai / Value C.I.F (US\$)	
		Bulan ini	Kumulatif	Bulan ini	Kumulatif
		Current Month	Cum.Jan. to date	Current Month	Cum.Jan. to date
7216910000	Oth angles,shapes&sect,not further workcold form/finish from flat roll product	0	94.129	0	137.636
7216990000	Oth angles,shapes&sect,not further workoth than cold form/finish,flat roll prod	541.394	11.285.442	632.703	13.854.098
7217101000	Wire of iron/non-alloy steel,not platd/coated,cont.carbon < 0.25% by weight	1.296.352	27.845.299	711.418	13.115.266
7217102200	Bead wire;flat hard steel reed wire;notplated/coated; 0.25%=< carbon<0.6%	1.115.682	33.432.560	1.532.115	21.764.688
7217102900	Other wire of iron or non-alloy steel,not plate/coated, 0.25% =< carbon < 0.6%	369.494	11.893.376	486.812	12.202.026
7217103100	Spokes wire;bead wire;flat hard steelreed wire;not plated/coated,carbon>=0.6%	118.741	8.115.751	211.663	7.905.270
7217103900	Other wire of iron or non-alloy steel,not plated/coated, cont. carbon >= 0.6%	892.842	10.864.626	721.165	9.258.415
7217201000	Wire of iron/non-alloy steel,plated w/zinc, cont.carbon < 0.25% by weight	819.298	28.719.819	628.823	18.016.564
7217202000	Wire of iron/non-alloy steel,plated w/zinc,cont.carbon>0.25% & <0.45%by weight	75.609	937.945	21.582	731.838
7217209100	High carbon steel core wire,for almniumconductors steel reinforced (acsr)	29.697	322.910	63.283	595.589
7217209900	Oth than high carbonsteel core wire,foraluminium conduct steel reinforced(acsr)	225.011	9.938.115	536.776	13.039.051
7217301000	Wire of iron/non-alloy steel,plated w/oth base metal,cont.crbn<0.25% by weight	0	4.634	0	39.870
7217302000	Wire of iron/non-alloy steel,plated w/oth base metal,cont.0.25% =<carbon <0.6%	58.507	949.222	76.825	1.329.754
7217303110	Copper alloy coated high carbon steelwire coated with brass	2.596.841	24.535.759	4.804.726	37.001.537
7217303190	Copper alloy coated high carbon steelsteel coated with other copper alloys	224.504	3.344.385	372.652	4.279.291
7217303900	Other wire of iron or non-alloy steelplated with oth base metal,carbon>=0.6%	72.530	9.678.419	64.409	3.617.436
7217901000	Oth wire of iron/non-alloy steel,platedzinc>=240g/m?, silicon<=0.1%, cover by pvc	97.123	841.090	224.023	1.721.739
7217909010	Oth wire of iron/non-alloy steel,platedcontaining by weight 0.6% or more	81.706	1.712.145	128.171	2.683.376
7217909090	Oth wire of iron/non-alloy steel,platedexcluding goods of subheading 7217.90.10	295.273	4.028.860	414.034	7.621.275
7218100000	Ingots & oth primary forms of stainlesssteel	20.717	160.439	41.833	302.762
7218910000	Semi-finished prod. of stainless steelof rectangulr (not square) cross-section	1.118	23.574	16.201	133.405
7218990000	Oth semi-finished prod. of stainlesssteel	33.878	1.811.957	236.036	9.321.750
7219110000	Flat-roll prod of stainless steel,hotrolled,in coil of a thick exceed 10mm	42.757	470.200	110.058	1.493.639
7219120000	Flat-roll prod of stainless steel,hotrolled,in coil of a 4.75mm=<thick<=10mm	96.734	1.698.337	267.974	5.305.185
7219130000	Flat-roll prod of stainless steel,hotrolled,in coil of a 3mm<=thick<=4.75mm	1.989.498	47.442.458	4.100.908	103.648.004
7219140000	Flat-roll prod of stainless steel,hotrolled,in coil of a thickness<=3mm	520.528	4.708.892	814.026	8.466.696
7219210000	Flat-roll prod of stainless steel,hotrolled,not in coil of a thick > 10mm	222.362	5.165.486	853.734	12.013.770
7219220000	Flat-roll prod of stainless steel,hotroll,not in coil of 4.75mm=<thick<=10mm	1.529.445	59.238.062	2.751.404	76.775.015
7219230000	Flat-roll prod of stainless steel,hotroll,not in coil of a 3mm<=thick<=4.75mm	478.117	7.818.152	1.161.739	18.769.434
7219240000	Flat-roll prod of stainless steel,hotrolled,not in coil of a thickness<=3mm	110.857	1.906.159	189.454	3.871.067
7219310000	Flat-rolled prod.of stainless steel,cold rolled, of a thickness >= 4.75 mm	5.800	265.497	23.946	1.262.903
7219320000	Flat-rolled prod.of stainless steel,cold rolled, 3 mm =< thickness < 4.75 mm	91.464	1.253.942	312.951	4.919.201
7219330000	Flat-rolled prod.of stainless steel,cold rolled, 1 mm < thickness < 3 mm	908.870	9.728.416	1.803.041	20.722.573
7219340000	Flat-rolled prod.of stainless steel,cold rolled, 0.5 mm =< thickness <= 1 mm	688.142	8.877.836	1.569.187	20.100.647
7219350000	Flat-rolled prod.of stainless steel,of a thickness < 0.5 mm	180.645	4.478.776	618.322	10.570.895
7219901000	Oth flat-roll prod.of stainless steel,thick>=1.5mm & <125mm patterns from roll	0	28.078	0	65.528
7219902000	Oth flat-rolled prod.of stainless steel,of a thickness < 0.5 mm	0	131	0	29.680
7219909000	Oth flat-rolled prod.of stainless steel,of a thickness >0.5 mm	21.458	3.411.920	59.001	6.929.925
7220111000	Hoop & strip of stainless steel, hotrolled,of a thick >= 4.75 mm,width<400mm	103.785	12.920.541	367.355	15.635.466
7220119000	Hoop & strip of stainless steel, hotrolled,of a thick >= 4.75 mm,width>400mm	30.317	8.505.830	60.539	9.279.236
7220121000	Hoop & strip of stainless steel, hotrolled,of a thick < 4.75 mm,width<400mm	14.306	1.497.601	39.482	2.261.906
7220129000	Hoop & strip of stainless steel, hotrolled,of a thick < 4.75 mm,width>400mm	563.994	5.500.109	893.720	9.124.786
7220201000	Hoop & strip of stainless steel, coldrolled, width < 400mm	89.467	1.068.860	145.507	2.740.735
7220209000	Hoop & strip of stainless steel, coldrolled, width>400mm	2.319.032	18.776.360	4.420.771	24.933.082
7220901000	Hoop & strip of stainless steel, notcold rolled, width < 400mm	7.686	515.130	66.279	930.788
7220909000	Hoop & strip of stainless steel, notcold rolled, width > 400mm	4.611.388	49.302.941	5.841.745	71.567.175
7221000000	Bars & rods, hot-rolled,in irregularlywound coils, of stainless steel.	67.011	15.396.854	107.863	7.863.392
7222110000	Bars,rods, hot-rolled, in irregularlyof circular cross-section	153.466	2.633.375	381.127	5.080.871
7222190000	Bars,rods, hot-rolled, in irregularlyof not circular cross-section	300.119	7.218.471	408.731	6.439.092
7222201000	Bars,rods, cold-formed or cold-finishedof circular cross-section	81.426	444.770	480.424	3.275.031
7222209000	Bars,rods, cold-formed or cold-finishedof not circular cross-section	655.285	12.249.745	1.240.833	12.906.329
7222301000	Other bars and rods of circularcross-section	71.706	1.161.204	127.118	5.448.377
7222309000	Other bars and rods of not circularcircular cross-section	247.597	3.967.716	758.259	10.600.217
7222400000	Angles, shapes and sections ofstainless steel	1.494.823	5.211.833	6.793.306	10.506.967
7223001000	Wire of stainless steel having a cross-sectional dimension exceeding 13 mm	7.895	402.205	61.494	1.804.730
7223009000	Wire of stainless steel having a cross-sectional dimension <= 13 mm	323.719	5.303.648	1.430.344	23.955.267
7224100000	Ingots & oth primary forms of oth alloysteel	254.347	2.058.711	301.044	2.459.370
7224900000	Semi-finished prod. of oth alloy steel	144.984	1.155.620	384.896	3.791.095
7225110000	Grain-oriented of silicon-elect steela width of 600 mm or more.	263.274	9.392.702	855.278	27.677.287
7225190000	Oth than Grain-orient of silicon-electsteel a width of 600 mm or more.	3.716.624	31.461.405	4.161.578	31.326.064
7225300000	Flat-roll product of oth alloy steel,ofnot further worked than hot-roll,in coil	1.731.428	17.265.088	2.037.089	15.467.454
7225400000	Flat-roll prod of oth alloy steel,of notfurther worked than hot-roll,not in coil	2.405.927	28.051.290	4.530.144	47.692.734
7225500000	Flat-roll prod of oth alloy steel,of notfurther worked than cold-rolled	143.714	433.263	217.940	728.827
7225910000	Oth flat-rolled prod.of oth alloy steel,electrolytically plated/coated with zinc	1.213.102	14.346.430	2.010.167	25.850.351
7225920000	Oth flat-rolled prod.of oth alloy steel,otherwise plated or coated with zinc	0	5.694.730	0	4.804.526
7225990000	Oth flat-rolled prod.of oth alloy steel,otherwise plated or coated with not zinc	312.862	4.251.956	455.494	8.285.104
7226111000	Hoop & strip, grain-oriented of siliconelectrical steel, of a width <= 400 mm	5.020	2.131.702	22.590	5.356.286
7226119000	Hoop & strip, grain-oriented of siliconelect steel, of a width >400 mm,<600mm	215.548	4.526.225	963.697	17.248.505
7226191000	Hoop,strip,oth than grain-orient ofsilicon elect steel,of a width<= 400 mm	16.093	110.558	116.712	767.842
7226199000	Hoop,strip,oth than grain-orient ofsilic elect steel,of width>400mm,<600mm	769	611.152	5.365	1.320.058
7226201000	Hoop & strip of high speed steelof a width <= 400 mm	0	100.051	0	164.485
7226209000	Hoop & strip of high speed steelof a width > 400 mm, < 600mm	158.115	1.912.601	256.721	2.294.638
7226911000	Hoop,strip of oth alloy steel,hot rolled, of a width <= 400 mm	7.876	65.183	38.081	267.165



**I.3. IMPOR MENURUT KOMODITI / IMPORT BY HS COMMODITY**  
**\*\*\* NOPEMBER / NOVEMBER 2008 \*\*\***

H S	Uraian Komoditi Commodity Description	Berat Bersih / Net Weight (Kg)		Nilai / Value C.I.F (US\$)	
		Bulan ini	Kumulatif	Bulan ini	Kumulatif
		Current Month	Cum.Jan. to date	Current Month	Cum.Jan. to date
7226919000	Hoop,strip of oth alloy steel,hot rolled, width >400 mm, <=600mm	87.831	1.617.374	284.025	3.467.374
7226921000	Hoop,strip of oth alloy steel,cold rolled, of a width <= 400 mm	42.609	1.494.360	53.128	1.301.225
7226929000	Hoop,strip of oth alloy steel,cold rolled, width >400 mm, <= 600mm	338.211	1.490.445	197.339	1.370.982
7226991000	Hoop & strip of oth alloy steel,width <= 400 mm	0	126.339	0	550.488
7226999000	Hoop & strip of oth alloy steel,width > 400 mm and <= 600mm	384.480	2.509.147	820.747	5.796.786
7227100000	Bars & rods, hot-rolled, in irregularlywound coils, of high speed steel	0	142.971	0	691.650
7227200000	Bars & rods, hot-rolled, in irregularlywound coils, of silico-manganese steel	0	383	0	6.758
7227900000	Oth bars & rods, hot-rolled, inirregularly wound coils	1.942.246	44.481.005	1.480.974	31.597.718
7228101000	Bars & rods, of high speed steel, ofcircular a cross-section	17.656	604.975	70.277	1.821.310
7228109000	Bars & rods, of high speed steel,not ofcircular a cross-section	115.779	7.936.720	191.253	11.623.095
7228201000	Bars & rods, of silico-manganese steel,circular a cross-section	4.636	424.639	18.562	588.890
7228209000	Bars & rods, of silico-manganese steel,not circular a cross-section	938.454	15.314.088	1.099.663	19.738.322
7228301000	Oth bars&rods,of silico-manganese steelof circular cross-section	2.270.822	14.659.096	3.068.714	18.205.676
7228309000	Oth bars&rods,of silico-manganese steelnot of circular cross-section	10.191.009	119.962.356	14.985.023	134.269.474
7228401000	Oth bars,rods,not further worked thanforget, of circular cross-section	0	2.491.219	0	2.069.230
7228409000	Oth bars,rods,not further worked thanforget, not of circular cross-section	430.611	25.077.301	798.356	15.950.271
7228501000	Oth bars,rods,not formed/cold finishedof circular cross-section	61.636	789.818	94.723	1.309.310
7228509000	Oth bars,rods,not formed/cold finishednot of circular cross-section	890.619	12.024.952	1.612.841	17.030.537
7228601000	Other bars and rods :of circular cross-section	748.303	4.367.054	1.158.315	7.078.323
7228609000	Other bars and rods :not of circular cross-section	766.889	12.867.529	1.415.446	19.779.124
7228700000	Angles, shapes and sections of otheralloy steel	370.880	22.928.462	431.629	21.262.180
7228801100	Hollow drill bars,rods, weight >=0.6%of circular cross-section	14.005	156.225	216.646	962.482
7228801900	Hollow drill bars,rods, weight >=0.6%not of circular cross-section	40.578	208.957	94.478	971.321
7228809000	Oth. Hollow drill bars and rods	225.904	2.277.380	1.563.557	11.211.541
7229200000	Wire of silico-manganese steel	493.090	6.526.946	744.977	9.178.109
7229900010	Wire of other alloy steel.of high speed steel	294.880	1.860.440	445.498	2.696.341
7229900090	Wire of other alloy steel.not of high speed steel	1.698.951	26.401.172	2.703.592	32.342.958
7301100000	Sheet piling of iron or steel	828.142	10.846.459	1.130.441	10.724.135
7301200000	Angles, shapes and sections of ironor steel	286.094	3.227.586	190.341	5.155.636
7302100000	Rails of iron or steel	297.651	3.656.849	301.045	4.123.947
7302300000	Switch-blades, crossing frogs, pointrods and other crossing pieces	209	52.211	4.578	94.756
7302400000	Fish-plates and sole plates of ironor steel	1.607	132.472	24.558	321.074
7302901000	Sleepers, of iron or steel	1.635	116.552	2.280	313.521
7302909000	Other than sleepers, of iron or steel	466.551	4.608.975	551.739	6.264.812
7303001010	Tubes,pipes of cast with an externaldiameter not exceeding 100 mm	126.460	1.500.876	424.630	3.841.402
7303001020	Tubes,pipes of cast with an externaldiameter not exceeding 150 mm	0	275.185	0	477.680
7303001030	Tubes,pipes of cast with an externaldiameter >150 mm and <=600 mm	9.381	437.868	121.775	847.186
7303001090	Oth.Tubes, pipes	102.549	1.024.042	124.964	2.473.786
7303009010	Hollow profiles, of cast iron withan external diameter < =100 mm	4	36.228	136	94.056
7303009090	Hollow profiles, of cast iron withan external diameter > 100 mm	698.767	13.848.212	2.037.329	31.194.669
7304110000	Tubes, pipes and hollow profiles,seamless, of stainless steel	4.662.818	25.140.418	16.455.018	68.695.769
7304190000	Oth.tube.pipe&hollow profile,seamless,line pipe of a kind use for oil/gas pipe	6.762.794	130.319.731	12.871.213	196.308.304
7304220010	Oth.tube.pipes&hollow profile,seamless,unfinished drill pipe (green pipe) with	64.307	8.873.783	513.901	25.794.434
7304220090	Oth.tube.pipes&hollow profile,seamless,unworked pipe end	343.150	8.062.516	487.636	16.440.835
7304230010	Unfinished drill pipe (green pipe) withyield strength less than 75,000 psi	2.155	276.686	2.527	460.992
7304230090	Oth. unfinished drill pipe (green pipe)	169.099	4.972.107	2.643.109	20.654.348
7304240010	Unfinsh case&tube, yield strgh<75000Psioth.of stanlss stel for drill	25.079	1.365.402	50.486	1.869.148
7304240090	Oth.unfinish casetube&unworked,stainlesswith yield strength less than 75,000 ps	1.179	1.822.786	27.124	4.368.630
7304290010	Unfinish casetube&unworked pipe endwith yield strength less than 75,000 psi	9.452.612	101.257.009	16.325.013	153.506.886
7304290090	Oth.unfinish casetube&unworked pipe endwith yield strength less than 75,000 ps	10.957.220	66.950.746	18.788.606	111.974.262
7304311000	High press. conduits,of circular cross-sect.of iron/non-alloy steel,cold rolled	38.631	2.922.441	89.785	6.213.327
7304319000	Oth.drill Rod Casing&tubing withpin and box threads	1.126.814	13.553.906	3.157.174	29.056.370
7304390000	Oth. Drill Rod Casing and tubingwith pin and	1.188.487	43.487.707	2.322.414	63.019.479
7304410000	Cold-drawn or cold-rolled (cold-reduced)stainless steel	99.031	2.387.440	208.539	5.532.015
7304490000	Oth. Cold-drawn or cold-rolled(cold-reduced) stainless steel	385.532	6.058.743	839.419	19.013.264
7304511000	High press. conduits,of circular cross-sect.of oth alloy steel,cold rolled	99	133.287	4.755	700.284
7304519000	Oth tubes/pipes/hollow profiles,seamlesscold rolled,crclr c-s of oth alloy steel	156.912	1.251.797	502.456	3.095.192
7304590000	Oth.Drill rod casing&tubing with pin&sect.of oth alloy steel,cold rolled	90.673	3.842.199	446.059	17.848.833
7304900000	Oth.Drill rod casing&tubing with pin&cold rolled,crclr c-s of oth alloy steel	741.064	39.475.267	12.336.407	47.205.330
7305110000	Lines pipe, for oil or gas longitudinallsubmerged arc welded of iron/steel	579.604	3.524.905	1.265.086	11.044.149
7305120000	Lines pipe, for oil or gas other,longitudinally welded of iron/steel	5	1.084.454	430	1.381.427
7305190000	The oth.line pipe of iron/steel for oil,external diameter > 406.4mm	3.521.004	43.115.693	7.586.653	58.685.555
7305200000	Casing of iron/steel used in drillingfor oil/gas external diameter 406.4mm	2.005.214	5.578.655	2.953.153	9.260.060
7305311000	Lines pipe, for oil or gas longitudinallstainless steel pipes & tubes	3	295.306	325	603.740
7305319000	Oth.lines pipe,for oil/gas longitudinallstainless steel pipes & tubes	788.532	1.529.396	4.285.239	6.976.388
7305390000	Oth.lines pipe,for oil/gas longitudinall	13.855	1.235.083	61.444	1.733.974
7305900000	Oth.lines pipe,for oil/gas longitudinalloth.stainless steel pipes & tubes	229.271	6.906.846	417.485	14.232.627
7306110000	Line pipe of kind use for oil/gas pipewelded, of stainless steel	74	1.367.993	826	2.681.196
7306190000	Oth.line pipe of kind use for oil/gaspipe,welded,of stainless steel	3.435.455	31.628.379	8.131.401	45.681.517
7306210000	Casing&tubing of a kind use in drillingwelded, of stainless steel	169	63.110	10.947	124.771
7306290000	Oth.casing&tubing of a kind use indrilling,welded,of stainless steel	27.245	5.152.097	102.626	9.921.678
7306301010	Boilr tube weld,of circurl cross-sect ofiron/non ally stel intrnl diamtr<12.5mm	117.731	590.819	158.379	794.368
7306301020	Boilr tube weld,of circurl cross-sect ofiron/non ally stel intrnl diamtr>=12.5mm	4.746	238.354	66.117	527.010

**I.3. IMPOR MENURUT KOMODITI / IMPORT BY HS COMMODITY**  
**\*\*\* NOPEMBER / NOVEMBER 2008 \*\*\***

H S	Uraian Komoditi Commodity Description	Berat Bersih / Net Weight (Kg)		Nilai / Value C.I.F (US\$)	
		Bulan ini	Kumulatif	Bulan ini	Kumulatif
		Current Month	Cum.Jan. to date	Current Month	Cum.Jan. to date
7306302010	Boilr tube weld,of single/double walled,coppr plate,intrnl diamtr<12.5mm	35.976	692.610	344.773	4.572.650
7306302020	Boilr tube weld,of single/double walled,coppr plate,intrnl diamtr>=12.5mm	2.191	2.770.609	18.567	5.403.410
7306303000	Boilr tube weld,of single/double walled,coppr plate,sheath pipe for heating	415	66.234	2.803	75.936
7306309010	Oth.boilr tube weld,of single/doublewalled,coppr plate,intrnl diamtr<12.5mm	57.841	2.063.729	164.455	6.985.374
7306309020	Oth.boilr tube weld,of single/doublewalled,coppr plate,intrnl diamtr>=12.5mm	1.013.140	15.696.292	1.572.143	20.390.213
7306401010	Oth.weld,of circlur cross-section ofweld boilr tube w intrnl diamtr<=125 mm	825	49.532	30.671	985.935
7306401090	Oth.weld,of circlur cross-section ofweld boilr tube w intrnl diamtr>125 mm	14.920	189.699	182.143	2.143.825
7306402000	Welded boiler tubes of stainless steelwith internal diametre >12.5 mm	1.618	877.951	29.136	6.718.624
7306403000	St'less steel pipes & tubes welded ofcirclr cross sec. w extrl dmtr>105mm	0	23.646	0	47.289
7306409000	Oth,not welded of circular cross sect.with internal diameter > 12,5 mm	316.897	4.611.855	1.163.617	22.916.617
7306501010	Oth.boilr tube,weld,of circlr cross-sectn,oth alloy steel int.dmtr<=12.5mm	38.567	148.921	264.330	608.547
7306501020	Oth.boilr tube,weld,of circlr cross-sectn,oth alloy steel int.dmtr>12.5mm	21.680	291.315	145.796	606.557
7306509010	Oth.boilr tube,weld,of circlr cross-high pressure conduits	7.074	11.901	8.401	49.677
7306509020	Oth.boilr tube,weld,oth.thn high prssrconduit,oth alloy steel int.dmtr<=12.5mm	3.718	59.415	34.923	470.037
7306509030	Oth.boilr tube,weld,oth.thn high prssrconduit,oth alloy steel int.dmtr>12.5mm	67.795	2.594.762	532.511	13.271.417
7306610010	Oth.boilr tube,weld,square/rectangularcross sectin,with int.diamtr<=12.5mm	0	580.437	0	574.604
7306610090	Oth.boilr tube,weld,square/rectangularcross sectin,with int.diamtr>12.5mm	351.804	4.156.971	511.190	4.263.567
7306690010	Oth.boilr tube,non circlur crss-sectionwith internal diameter<=12,5mm	0	140	0	1.026
7306690090	Oth.boilr tube,non circlur crss-sectionwith internal diameter>12,5mm	112	17.846	178	57.796
7306901010	Bundy-weld pipes and tubes,with internal diameter <= 12,5mm	16.625	31.007	25.941	98.793
7306901090	Bundy-weld pipes and tubes,with internal diameter > 12,5mm	128	17.079	5.300	107.995
7306909010	Oth.thn bundy-weld pipes & tubes,with internal diameter <= 12,5mm	28.844	1.348.624	133.420	2.590.199
7306909090	Oth.thn bundy-weld pipes & tubes,with internal diameter > 12,5mm	954.239	38.268.254	2.171.487	44.729.064
7307110000	Cast fitting of non-malleable cast iron	20.382	377.335	59.265	798.840
7307190000	Cast fitting of other than non-malleablecast iron	5.195.847	15.538.066	2.944.086	26.430.004
7307210000	Other, of stainless steelflanges	517.132	6.611.841	2.842.789	23.336.487
7307220000	Other, of stainless steelthreaded elbows, bends and sleeves	85.147	1.549.990	639.136	9.265.450
7307230000	Other, of stainless steelbutt welding fittings	192.005	1.401.580	1.045.250	8.581.012
7307290000	Oth.,of stainlss steel oth.than flanges,butt welding,threaded elbow,bend&sleeve	347.855	4.296.898	1.560.033	20.236.574
7307910000	Tube or pipe fittings (couplings)flanges	985.654	12.160.049	4.158.059	41.494.959
7307920000	Tube or pipe fittings (couplings)threaded elbows, bends and sleeves	260.822	3.571.505	1.026.432	20.594.386
7307930000	Tube or pipe fittings (couplings)butt welding fittings	467.388	4.262.717	1.589.115	16.308.920
7307990000	Other tube/pipe fittings (couplings)	2.645.778	20.856.157	7.536.588	120.134.155
7308101000	Bridges and bridge sect. w prefab'tedtype joined by shear connectors	42	101.373	1.089	299.195
7308109000	Other bridges and bridge sections	61.648	28.187.200	106.480	62.057.023
7308201100	Towers with prefabricated modularity joined by shear connectors	696.583	1.506.703	907.475	2.158.066
7308201900	Other towers	2.631.642	10.675.875	2.600.441	10.744.742
7308202900	Other lattice masts	476.827	13.960.153	1.534.524	45.056.867
7308300000	Doors, windows and their framesand thres hold for doors	153.968	1.533.862	556.185	5.368.219
7308401000	Equip. for scaffolding w prefabricatedmodlr type joined by shear connectors	0	210.397	0	181.022
7308409000	Other equipment for scaffolding,shuttering, propping or pit propping	308.873	2.877.909	888.556	8.343.876
7308902000	Other, prefabricated modularity joined by shear connectors	0	602.907	0	1.198.394
7308903000	Oth. corrug,curved/bent galv'd plt fass'bly.into undgrnd conduits&culvert	12.127	530.922	30.721	1.778.640
7308904000	Oth parts of tub/tunnels,made of formd&bended corrugated sheet of iron/steel	860.735	2.032.418	3.714.974	5.051.706
7308905000	Other, prefabricated modularrail for ships	5.421	170.497	12.569	337.845
7308909000	Other structures and partsof structures of iron or steel	10.167.871	110.565.218	28.469.383	282.986.096
7309000000	Reservoir,tank,vat&similar containerof iron/steel, capacity > 300 ltr	656.634	7.048.961	4.203.103	46.928.498
7310100010	Tank,cask,drum,can,boxe&similarfor transporting or coagulating latex	58.574	428.722	149.387	1.425.026
7310100020	Tank,cask,drum,can,boxe&similarof iron or steel casting in the rough	223.512	412.320	348.459	825.238
7310100030	Tank,cask,drum,can,boxe&similarother of iron/steel forging/stamping	143.456	1.694.852	287.662	3.595.434
7310100090	Oth.tank,cask,drum,can,boxe&similar	546.225	4.883.499	1.110.282	11.891.674
7310211010	Cans <1L,closed by soldering ofiron/steel casting in the rough	0	143.204	0	465.296
7310211020	Cans <1L,closed by soldering ofiron/steel forging or stamping in	0	13.261	0	27.811
7310211090	Oth.cans <1L,closed by soldering ofiron/steel	23.147	475.448	75.472	1.264.688
7310219010	Cans >1L & <50L,closed by soldering ofiron/steel casting in the rough	0	623.354	0	280.474
7310219020	Cans >1L & <50L,closed by soldering ofiron/steel forging or stamping in	15	26.697	646	72.961
7310219090	Oth.cans >1L & <50L,closed bysoldering of iron/steel	70.524	1.462.002	214.683	3.251.346
7310291010	Cans <1L,not soldering ofiron/steel casting in the rough	970	35.687	11.059	181.505
7310291020	Cans <1L,not soldering ofiron/steel forging or stamping in	0	62	0	1.661
7310291090	Oth.cans <1L,not soldering ofiron/steel	353	63.065	2.111	252.571
7310299010	Cans >1L & <50L,not soldering ofiron/steel casting in the rough	29	1.525	1.549	3.740
7310299020	Cans >1L & <50L,not soldering ofiron/steel forging or stamping in	0	23.992	0	69.421
7310299090	Oth.cans >1L & <50L,notsoldering of iron/steel	1.147.022	9.478.613	243.831	5.165.438
7311001100	Cont'ners for compressed/liquefied gaseamless stl cylinders, capacity< 30 ltr	5.292	5.117.479	29.324	9.933.559
7311001900	Other seamless steel cylinders	396.123	6.653.498	854.770	16.309.989
7311009100	Other containers of iron or steelwith capacity of less than 30 l	3.422.485	7.569.918	6.400.373	13.230.677
7311009900	Other containers of iron or steel	317.755	3.830.425	3.434.240	9.806.057
7312101000	Standed wr,ropes & cables for lockedcoil,flat'ted strands&non rotting wr rp	152.351	7.552.998	386.849	8.151.955
7312102000	Stranded wire,rope&cables by plated/coatd wth brass,& of a nom.d<=3mm	515.736	5.053.151	1.479.293	12.943.951
7312104000	Stranded wire, rope and cables withstranded wire of diameter of< 3 mm	15.471	400.548	108.580	1.702.789
7312109000	Other stranded wire, rope and cables	1.815.611	22.729.727	3.038.877	41.402.716
7312900000	Oth stranded wire, rope and cables,plaitd bnds,slings&of ir/stl not elect	506.604	6.576.526	1.118.211	22.044.896
7313000000	Barbed wr of iron/steel; twisted hoop&of a kind used f fencing of iron/stl	26.952	1.072.421	20.360	807.422

**I.3. IMPOR MENURUT KOMODITI / IMPORT BY HS COMMODITY**  
**\*\*\* NOPEMBER / NOVEMBER 2008 \*\*\***

H S	Uraian Komoditi Commodity Description	Berat Bersih / Net Weight (Kg)		Nilai / Value C.I.F (US\$)	
		Bulan ini Current Month	Kumulatif Cum.Jan. to date	Bulan ini Current Month	Kumulatif Cum.Jan. to date
7314120000	Woven cloth with endless bandsfor machinery, of stainless steel	2.207	294.858	41.018	1.161.348
7314140000	Woven cloth, of stainless steel	80.044	465.423	261.347	2.601.906
7314191000	Endless bands for machinery oth thn ofstainless steel	25	137.241	386	1.124.278
7314199000	Other woven cloth, not stainless steel	11.772	335.877	126.081	2.606.695
7314200000	Grill&fencing,welded at the intersectofwr wth a max.sect.d>3mm&mesh s>100crr	166.837	5.954.769	184.857	4.543.908
7314310000	Other grill, netting & fencing,weldedat the intersect.by pltd/coatd w zinc	246.450	6.424.630	154.348	4.879.891
7314390000	Oth grill, netting and fencing,weldedat the intersection	312.961	6.537.641	374.712	9.589.006
7314410000	Oth cloth, grill, netting and fencngby plated or coated with zinc	122.493	1.557.532	162.911	1.396.542
7314420000	Oth cloth, grill, netting and fencngby coated with plastics	15.455	763.178	9.812	427.018
7314490000	Oth cloth, grill, netting and fencing	99.811	3.288.699	337.800	4.702.378
7314500000	Expanded metal	2.649	246.081	11.155	703.239
7315111100	Roller chain for bicyclesof mild steel	95.903	1.156.932	193.231	1.425.536
7315111200	Roller chain for motorcyclesof mild steel	433.628	4.554.333	1.537.048	13.832.187
7315111900	Other mild steel for roller chain	22.640	623.788	70.217	1.996.648
7315112100	Other roller chain for bicycles	9.341	296.452	4.599	281.915
7315112200	Other roller chain for motorcycles	575.550	5.585.518	1.476.109	12.921.689
7315112300	Oth roller chain transmis. type6mm < pitch length <= 3mm	21.100	243.358	108.656	1.844.753
7315112900	Other roller chain	154.049	2.348.820	698.763	5.641.650
7315120000	Other roller chainof mild steel	516.784	6.658.427	1.543.153	16.319.702
7315191100	Roller chain for bicyclesof bicycle chain	2	1.838	135	4.319
7315191200	Roller chain for motorcyclesof motorcycle chain	14.609	129.703	353.432	2.938.855
7315191900	Other roller chainof other mild steel	860	20.841	993	47.240
7315199100	Other roller chain for bicyclesof bicycle chain	0	4.545	0	1.810
7315199200	Other roller chain for motorcyclesof motorcycle chain	2.471	77.375	90.640	1.438.021
7315199900	Other roller chain of other thanbicycle chain&motocycle chain	109.017	335.709	748.829	1.475.664
7315201000	Skid chainof mild steel	0	432	0	7.372
7315209000	Other Skid chainof mild steel	12.449	285.638	13.230	751.693
7315811000	Stud-linkof mild steel	820	204.351	25.736	337.733
7315819000	Other Stud-linkof mild steel	115.443	1.154.483	157.203	4.253.513
7315821000	Other, welded linkof mild steel	47	1.461	702	16.834
7315829000	Other, welded link	128.661	1.057.974	131.149	902.922
7315891100	Other chain for bicyclesof mild steel	0	8.372	0	6.202
7315891200	Other chain for motorcyclesof mild steel	62.646	665.245	876.338	9.011.121
7315891900	Other chain of mild steel not formotorcycles and bicycles	90	78.639	1.545	915.789
7315892100	Other chain for bicyclesof other than mild steel	156	156	875	875
7315892200	Other chain for motorcyclesof other than mild steel	5.657	302.663	11.098	268.982
7315892900	Other chain not mild steel, not formotorcycles and bicycles	215.658	1.331.820	1.020.742	4.962.608
7315901000	Other parts of chain for motorcyclesand bicycles	11.453	46.813	22.195	341.823
7315909000	Other parts of chain not formotorcycles and bicycles	379.421	4.926.823	1.434.061	17.004.603
7316000000	Anchors, grapnels and parts thereof,of iron or steel	257.154	6.371.618	634.722	20.382.369
7317001000	Wire nails	886.366	32.501.826	337.582	11.194.792
7317002000	Staples	208.035	1.131.870	119.823	1.027.055
7317009010	Dog spikes for rail sleepers,carding -tacks&similar articles,of iron or steel,	574	180.887	4.885	191.927
7317009020	connector & anti-splitting,connector andHob nails for footwear, ring nails	21.600	154.914	66.645	353.319
7317009030	connector and anti-splitting, connectorHooknails	1.159	108.213	2.778	56.031
7317009040	connector and anti-splitting, connectorCorrugated nails, drawing pins and tacks	241.868	2.867.942	100.731	992.514
7317009090	Oth.connector and anti-splitting,conn-ector and anti splitting	2.548.719	31.895.063	696.727	10.207.144
7318110000	Threaded articles for coach screws	213.441	1.529.984	140.306	2.069.300
7318121000	Other wood screws with an externaldiameter not exceeding 16 mm	45.255	285.862	77.831	316.228
7318129000	Other wood screws	126.907	1.915.035	345.625	4.397.062
7318131000	Screw hooks and screw rings with anexternal dmtr not exceeding 16mm	888	3.758	3.257	48.781
7318139000	Other screw hooks and screw rings	79.727	821.290	211.361	2.740.528
7318141000	Self tapping screw with an externaldiameter not exceeding 16 mm	4.826	111.746	59.518	1.267.339
7318149000	Other self tapping screws	28.926	459.319	182.514	2.808.479
7318151100	Screw metal with/without nuts/washerswith an external diameter <=16 mm	209.678	2.412.169	1.690.194	19.621.257
7318151200	Bolts for metal, with/ without nuts ofan external diameter <= 16mm	1.136.320	21.543.626	6.496.699	81.864.244
7318151900	Oth screws&bolts whether/not without -their nut/washers wth.an ext'l dmtr>16mm	247.746	3.398.862	803.723	13.578.172
7318159100	Other screws for metal with or withoutnuts or washers	78.403	1.288.872	542.694	5.418.407
7318159200	Other bolts for metal,with or without nuts	665.686	4.541.506	10.636.122	24.165.816
7318159900	Other screws and bolts whether or notwith their nut or washers	406.461	5.372.294	2.000.525	19.791.251
7318161000	Nuts with an external diameter notexceeding 16 mm	322.662	3.468.834	1.610.949	15.186.509
7318169000	Other nuts	1.454.041	13.095.953	4.202.220	43.180.293
7318191000	Other threaded articles of an externaldiameter not exceeding 16 mm	7.307	211.825	64.867	1.122.358
7318199000	Other threaded articles of ironand steel	110.205	2.268.810	568.303	9.567.529
7318211000	Non threaded artic. for spring washers&oth lock washers w an ext'nal d<16mm	16.167	313.863	88.249	1.672.106
7318219000	Other spring washersand other lock washers	40.129	558.773	447.943	4.814.242
7318221000	Other washers with an externaldiameter not exceeding 16 mm	65.968	786.141	961.997	9.953.904
7318229000	Other washers	158.668	2.786.512	2.188.695	25.123.545
7318231000	Rivet with an external diameternot exceeding 16 mm	20.303	205.906	269.607	1.303.051
7318239000	Other rivets	19.480	453.426	157.842	2.239.467
7318241000	Cotters& cotters pins with an externaldiameter not exceeding 16 mm	94.302	1.221.348	495.490	4.046.717
7318249000	Other cotters and cotter pins	116.892	1.346.373	1.151.607	13.366.723
7318291000	Oth non threaded articles wth anexternal diameter <= 16 mm	25.666	389.552	505.451	5.858.063

**I.3. IMPOR MENURUT KOMODITI / IMPORT BY HS COMMODITY**  
**\*\*\* NOPEMBER / NOVEMBER 2008 \*\*\***

H S	Uraian Komoditi Commodity Description	Berat Bersih / Net Weight (Kg)		Nilai / Value C.I.F (US\$)	
		Bulan ini	Kumulatif	Bulan ini	Kumulatif
		Current Month	Cum.Jan. to date	Current Month	Cum.Jan. to date
7318299000	Other non threaded articles	459.346	6.816.970	4.416.249	49.802.218
7319200000	Safety pins	3.986	196.457	28.944	508.007
7319300000	Other pins	68.060	974.296	563.268	6.886.710
7319900000	Oth similar articles for use in hand,of iron or steel	39.702	798.993	141.661	3.685.153
7320101000	Leaf springs and leavesfor motor vehicles	109.169	563.075	499.318	3.094.620
7320109000	Other leaf springs and leaves	52.707	530.271	634.242	4.907.025
7320201000	Helical springs for motor vehicles	164.899	1.180.273	862.990	9.123.351
7320209010	Other Helical springs for motor vehiclesFor motor vehicles or earth moving	23.829	235.459	274.815	2.670.205
7320209090	Other Helical springs for motor vehicles	57.011	932.578	360.271	5.552.313
7320901000	Other springs and leavesfor motor vehicles	107.130	591.895	605.730	4.963.143
7320909000	Other springs and leaves	51.164	1.837.406	709.348	9.650.154
7321110000	Cooking appliances and plate warmersFor gas fuel or for both gas and other	63.409	1.693.795	192.211	3.883.477
7321120000	Cooking appliances and plate warmerswith liquid fuel	45	409.593	50	769.984
7321190000	Other Cooking appliances & plate warmersincluding appliances for solid fuel	9.355	208.872	28.623	524.526
7321810000	Other appliances with gas fuel orfor both gas and other fuels	32.795	411.056	46.576	1.072.413
7321820000	Other appliances with liquid fuel	43	3.275	55	8.267
7321890000	Other appliances with solid fuel	657	54.321	2.222	132.213
7321901000	Oth cooking appliances & plate warmersOf burner for kerosene stoves	2	80.826	20	426.317
7321909000	Other Cooking appliances and platewarmers	379.791	9.309.705	949.751	21.247.303
7322110000	Radiators and parts of cast iron	27.750	105.049	143.545	298.531
7322190000	Other parts of radiators	28.597	240.126	260.508	2.571.223
7322900000	Other radiators for central heating	14.928	882.940	302.542	6.031.684
7323100000	Iron/steel wool; pot scourers&scouringor polishing pads, gloves and the like	39.558	956.662	72.565	1.364.305
7323911000	Kitchenware of cast iron ,not ennamelled	39.623	573.745	76.983	1.351.186
7323919000	Household articles of cast ironnot enamelled	60.517	981.724	216.003	2.709.060
7323920000	Household articles of cast iron,enamelled	44.989	3.235.038	34.778	5.074.918
7323931000	Kitchenware of stainless steel	287.472	8.154.813	718.170	13.056.130
7323939000	Other household articlesof stainless steel	102.124	1.856.341	258.848	3.942.848
7323940000	Household of iron(oth. than cast iron)or steel, enamelled	71.255	3.058.518	411.229	10.913.253
7323991000	Other kitchenware	154.678	3.127.762	344.757	3.691.293
7323999000	Other household articlesof iron or steel	268.379	3.451.675	520.072	5.858.642
7324100000	Sinks and wash basins,of stainless steel	145.277	1.896.240	317.143	3.936.445
7324210000	Bath of cast iron, whetheror not enamelled	3.846	254.654	20.974	824.178
7324290000	Bath of stainless steel	8.724	382.153	32.608	1.326.666
7324901000	Sanitary ware for flushing waterclosets or urinals (fixed type)	14	58.930	132	96.183
7324902000	Sanitary ware of bedpans,urinals( portable type ) and chamber pots	5.963	12.799	21.825	113.512
7324909000	Other sanitary ware	166.219	1.893.261	448.935	4.297.583
7325101000	Other cast articles of non malleablecast iron by latex spouts & latex cups	0	65.863	0	143.002
7325109000	Other cast articles ofnon malleable cast iron	107.444	2.108.942	421.256	6.250.212
7325910000	Grinding balls and similar articlesfor mills	1.954.494	22.550.730	1.841.701	26.140.410
7325991000	Other cast articles of malleable castiron by latex spouts and latex cups	0	9.681	0	18.494
7325999000	Other cast articles ofmalleable cast iron	36.154	2.643.676	403.780	7.395.992
7326110000	Grinding balls&similar artic.for millsforged/stamped but not further works	1.393.778	39.397.365	1.297.190	49.142.444
7326190000	Other articles of iron or steelbut not forged or stamped	1.074.077	8.801.307	2.653.142	27.985.849
7326202000	Articles of iron or steel wirefor rat traps	12.978	444.377	202.424	1.238.429
7326205000	Articles of iron or steel wireWire poultry cages and the like	57.795	303.718	88.338	479.153
7326209000	Other articles of non ironor steel wire	140.497	1.931.641	440.383	7.129.051
7326901000	Ships' rudders not forged or stamped	119.473	1.199.117	1.584.386	8.712.625
7326903000	Stainless stl shield&clamp assembly wthrubbl.sl for hubless cast ir&pipes fit.	132.588	772.395	1.048.476	5.574.065
7326904000	Latex spouts and latex cupsbut not forged or stamped	0	27.387	0	65.421
7326905000	Rat traps but not forged or stamped	3.636	24.833	3.300	75.419
7326907000	Stainless steel shield, clamp assemblyHorsesshoes; riding boot spurs	10.897	231.080	122.558	2.544.402
7326909000	Other articles not forged or steamed	4.193.183	42.350.879	16.541.270	127.559.131
7401000000	Copper mattes, cement copper(precipitated)	18.251	106.363	81.220	1.081.100
7402000000	Unrefined copper,copper anodes for elec-trolytic refining.	1.990	786.464	46.540	2.239.407
7403110000	Refined copper for cathodes andsections of cathodes	6.038.953	60.638.460	34.695.196	463.688.193
7403120000	Refined copper for wire-bars	254	149.951	998	525.460
7403130000	Refined cooper for billets	0	22.891.928	0	19.264.374
7403190000	Other refined copper, unwrought	13.672	977.382	61.934	8.039.504
7403210000	Copper alloys for copper-zinc basealloys (brass)	180.352	1.621.909	1.112.466	12.576.810
7403220000	Copper alloys for copper-tin basealloys (bronze)	137.091	447.752	522.206	2.134.438
7403290000	Copper alloys for oth copper alloys(oth than master alloys of head.74,05)	1.070	122.415	17.404	1.066.764
7404000000	Copper waste and scrap.	1.498.279	8.586.747	7.749.999	51.945.853
7405000000	Master alloys of copper.	10.850	49.542	112.324	407.327
7406100000	Powders of non-lamellar structure	31.092	327.560	242.451	3.419.606
7406200000	Powders of lamellar structure; flakes	44.050	896.183	493.983	7.687.006
7407103000	Profiles of refined copper	670	268.357	52.029	672.473
7407109000	Other Profiles of refined copper	147.959	2.818.262	872.229	19.351.848
7407210000	Profiles of refined copperOf copper-zinc base alloys (brass)	341.852	2.980.474	1.645.353	14.985.742
7407290000	Other of copper alloys	54.107	892.407	348.847	5.475.270
7408110000	Copper wire.Of which the maximum cross-sectional	361.456	8.072.453	2.956.445	64.147.487
7408190000	Other wire of refined copperr	446.542	6.673.118	1.942.481	35.938.880
7408210000	Copper wire of copper alloys withcopper zinc base alloys (brass)	162.664	2.278.487	1.144.220	17.614.720

**I.3. IMPOR MENURUT KOMODITI / IMPORT BY HS COMMODITY**  
**\*\*\* NOPEMBER / NOVEMBER 2008 \*\*\***

H S	Uraian Komoditi Commodity Description	Berat Bersih / Net Weight (Kg)		Nilai / Value C.I.F (US\$)	
		Bulan ini	Kumulatif	Bulan ini	Kumulatif
		Current Month	Cum.Jan. to date	Current Month	Cum.Jan. to date
7408220000	Copper wire of copper alloys w copper-nick bs alloys/c-nickel-zinc bs alloys	11.833	92.465	161.649	1.546.363
7408290000	Other copper alloys for copper wire	100.800	1.425.677	970.198	10.286.044
7409110000	Copper plates, sheets and strips, of refined copper in coils	98.441	2.296.358	638.077	17.100.883
7409190000	Copper plates, sheets and strips, of refined copper, not in coils	105.598	1.703.436	1.231.619	10.526.750
7409210000	Copper plates, sheets,strips, of copperzinc base alloys (brass), in coils	224.098	4.800.857	1.766.766	38.524.273
7409290000	Copper plates, sheets,strips, of copperzinc base alloys (brass), not in coils	117.985	1.433.535	783.917	7.870.556
7409310000	Copper plates, sheets,strips, of coppertin base alloys (brass), in coils	107.921	1.095.955	1.143.189	10.986.988
7409390000	Copper plates, sheets,strips, of coppertin base alloys (brass), not in coils	16.197	2.114.132	62.583	4.124.763
7409400000	Copper-nickel base alloy (cupro-nickel),copper-nickel-zinc base alloys unrefined	4.954	185.111	68.268	3.014.671
7409900000	Other copper alloys, unrefined	6.084	144.248	62.286	1.562.426
7410110000	Copper foil, refined, thickness < 0.15mm, not backed	100.179	1.330.575	816.997	11.851.725
7410120000	Copper alloys, refined, thickness< 0.15 mm, not backed	42.180	486.893	256.095	3.365.020
7410210010	Reinforced sheets/plates of polyamide,of refined copper, backed	61.767	737.809	261.000	3.002.517
7410210020	Reinforced sheets/plates of polyamide,Copper clad laminate for PCBs	272.969	6.468.370	1.237.182	28.897.261
7410210090	Reinforced sheets/plates of polyamide,Copper clad laminate not for PCBs	5.765	1.851.862	51.627	3.852.524
7410220000	Reinforced sheets/plates of polyamide,Of copper alloys, unrefined	35.040	580.324	303.389	4.017.603
7411100000	Copper tubes & pipes of refined copper	546.533	3.708.734	3.240.193	22.069.582
7411210000	Copper tubes & pipes of copper alloywith copper-zinc base alloys (brass)	162.445	1.545.888	1.040.405	11.122.146
7411220000	Copper tubes & pipes of copper alloywith cupro-nickel or nickel silver	28.550	98.228	414.078	1.147.602
7411290000	Other copper tubes and pipes	128.285	3.104.942	1.069.750	16.367.226
7412100000	Copper tube or pipe fitting ofrefined copper	7.256	143.885	138.891	924.817
7412201000	Copper tube or pipe fitting ofcopper-zinc base alloys (brass)	31.652	359.714	234.967	2.458.521
7412209000	Copper alloys, not brass, refined	70.869	950.949	260.028	5.204.973
7413000000	Stranded wire,cable,plaited bands,of copper, not electrically insulated.	44.290	1.156.498	243.392	4.956.781
7415101000	Nails&tacks(incl.drwing pins)of copperiron or steel with head of copper	114.448	1.697.924	65.419	915.409
7415102000	Staples and similar articles of copper	17	8.108	104	15.921
7415109000	Tacks, drawing pins, & similar articles	25.007	1.983.684	104.987	2.170.338
7415210000	Washers (including spring washers)but not threaded	7.166	65.095	51.179	465.958
7415290000	Other articles of copper, not threaded	10.964	807.245	140.605	5.433.850
7415331000	Screws	9.610	778.627	85.546	2.218.521
7415332000	Bolts and nuts	28.345	1.047.569	123.877	4.098.013
7415390000	Other articles of copper, threaded	16.693	366.594	121.209	1.898.337
7418110000	Pot scourers and scouring or polishingpads, gloves and the like	28	16.550	268	25.025
7418190000	Other Pot scourers & scouring/polishing	4.072	77.671	16.679	242.325
7418200000	Sanitary ware and parts thereof	6.728	90.466	94.858	365.388
7419100000	Chain and parts thereof of copper	3.770	149.774	15.388	333.261
7419910010	Fittings for fire hoses, of copper	1.188	17.192	35.618	133.664
7419910020	Reservoirs, tanks, vats and similarof copper	123	28.005	2.443	314.237
7419910030	Electroplating anodes,machine beltfor ships or other vessel	40.685	360.440	326.784	3.228.021
7419910090	Oth table, kichen,cast, moulded,stampd/forged but not further worked	177	197.706	908	3.643.310
7419991000	Electroplating anodes,machine beltfastener,fitting for ships,fire hoses	243.834	678.823	1.094.823	3.395.403
7419992000	Similar containers not fitted withmech./ternal equip. of a cap.of <=300L	8.654	56.249	41.330	376.032
7419993100	Grill and netting of copper wirefor machinery	1.338	16.556	49.084	557.341
7419993910	Grill and netting of copper wireCloth suitable for making mosquito nets	3.822	105.925	5.434	141.002
7419993990	Other grill and netting of copper wire	305	56.306	4.147	464.597
7419994000	Other grill and netting of copper wireSprings	914	50.124	15.182	130.640
7419995000	Other grill and netting of copper wireCigarette cases or boxes and similar	0	3.315	0	1.959
7419999000	Other articles of non copper	57.193	215.773	93.656	686.320
7501100000	Nickel mattes	0	400.030	0	1.278.271
7501200000	Nickel oxide sinters&oth intermediateproduct of nickel metallurgy	0	75.172	0	245.027
7502100000	Nickel, not alloyed	59.250	800.743	810.187	8.905.793
7502200000	Nickel alloys	140	16.232	19.422	458.637
7503000000	Nickel waste and scrap.	0	9.075	0	265.669
7504000000	Nickel powders and flakes.	5.458	122.883	110.326	1.601.410
7505110000	Bars, rods and profiles of nickel,not alloyed	610	103.365	472	2.292.414
7505120000	Bars, rods & profiles of nickel alloys	2.875	35.405	65.480	556.248
7505210000	Wire of nickel, not alloyed	12.723	65.287	296.384	1.826.825
7505220000	Wire of nickel alloys	1.627	56.924	42.499	2.178.870
7506100000	Nickel plates, sheets, strip&foil ofnickel, not alloyed	659	404.813	10.877	2.066.588
7506200000	Nickel plates, sheets, strip and foilof nickel alloys	71.336	338.758	208.253	3.515.938
7507110000	Tubes and pipes of nickel, not alloyed	245	4.335	2.956	103.694
7507120000	Tubes and pipes of nickel alloys	7.623	18.069	25.316	466.404
7507200000	Tube or pipe fittings	2.900	86.868	8.337	358.754
7508100000	Cloth, grill and netting,of nickel wire	534	32.705	1.281	775.441
7508903000	Bolts and nuts of non nickel	0	37.996	0	128.463
7508904000	Other articles suitable for usein building of non nickel	0	16	0	1.357
7508909010	Electro-plating anodes,wrought or un-wrought, including those produced by	8.408	112.802	65.393	1.985.728
7508909020	Screens for printing machines	319	8.935	983	330.168
7508909090	Other Nickel tubes, pipes, tube, pipefittings	7.341	110.050	42.951	1.268.597
7601100000	Aluminium, not alloyed	6.683.168	79.071.261	16.131.573	211.673.660
7601200000	Aluminium alloys	10.195.647	130.258.046	26.927.066	361.794.354
7602000000	Aluminium waste and scrap.	4.254.627	39.208.339	8.020.516	80.129.222
7603100000	Aluminium powders of non-lamellarstructure	55.813	628.891	216.135	2.156.530

**I.3. IMPOR MENURUT KOMODITI / IMPORT BY HS COMMODITY**  
**\*\*\* NOPEMBER / NOVEMBER 2008 \*\*\***

H S	Uraian Komoditi Commodity Description	Berat Bersih / Net Weight (Kg)		Nilai / Value C.I.F (US\$)	
		Bulan ini	Kumulatif	Bulan ini	Kumulatif
		Current Month	Cum.Jan. to date	Current Month	Cum.Jan. to date
7603200010	Aluminium powders and flakes of flakes	782	76.348	2.800	143.180
7603200020	Aluminium powders and flakes, powder of lamellar structure	23.046	638.802	139.555	1.645.309
7604101000	Bars and rods of aluminium not alloyed	69.437	2.667.257	195.322	8.364.872
7604109010	Profiles suitable for use as heat sink with cross-sect. dimension < 17,5x17,5 cm	51	97.166	1.910	658.954
7604109090	Oth profiles suitable for use as heat sink	614.592	1.363.411	1.671.124	3.771.532
7604211000	Perforated tube profile for evaporator coils of mtr veh. ac mach. of alum. ally	1.864	68.438	30.459	398.912
7604219000	Oth hollow profiles of aluminium alloys	305.565	2.772.931	1.223.463	9.527.208
7604291010	Extruded bars and rods not surface treated	23.103	667.786	108.742	1.946.196
7604291020	Extruded bars and rods surface treated	0	1.527	0	5.556
7604293000	Y-shaped profiles for zip fasteners, in coils of non aluminium alloys	80	32.686	1.805	155.319
7604299000	Other bars, rods and profiles of non aluminium alloys	236.098	1.938.451	634.545	5.433.257
7605110000	Alum. wire of aluminium not alloyed which the max. cross-sect'l dim. exceeds	11.362	170.452	63.859	710.597
7605191000	Aluminium wire of non aluminium not alloyed with a diameter < 0.0508 mm	0	9.526	0	17.515
7605199000	Other aluminium wire of non aluminium not alloyed	11.950	219.861	71.272	1.430.723
7605210000	Alum. wire of aluminium alloys which the max. cross-sect'l dimension > 7 mm	9.117	119.940	44.563	512.060
7605291000	Aluminium wire of non aluminium alloys with a diameter not exceeding 0.254 mm	2.218	96.303	43.098	584.936
7605299000	Other aluminium wire of non aluminium alloys	40.997	556.651	77.832	2.211.513
7606110010	Aluminium plates, sheets & strip of plain figured by rolling of thick. > 0.2 mm	3.471	745.716	64.537	2.368.324
7606110090	Oth aluminium plates, sheets & strip of plain/figured by rolling of thick. > 0.2 mm	9.678.419	72.130.574	19.981.882	163.068.312
7606121010	Can stock (alloy 3004, 3104 or 5182, of thickness > 0,25 mm, in coil	0	632.336	0	3.562.957
7606121090	Oth. Can stock (alloy 3004, 3104, 5182, of thickness > 0,25 mm, in coil	72.471	1.065.747	125.930	2.496.647
7606123100	Sheets o alum. rigid cont. sheets alloy 5182, 5082, hardness h19 < 1,000 mm in width	90.056	925.522	395.531	3.926.749
7606123910	Other aluminium sheet/coil not exceeding 1,000 mm in width	1.545.171	13.786.838	3.920.522	34.930.070
7606123920	Other aluminium sheet / coil exceeding 1,000 mm in width	2.476.553	28.146.285	7.765.063	83.279.010
7606123930	Aluminium Litho Grade sheet/coil alloy ha 1052 hardness temper h19 and alloy	30.527	1.345.279	62.241	3.061.297
7606123990	Other aluminium sheet	426.354	4.346.019	1.950.140	18.142.226
7606124000	Oth, plain/figured by roll./press. but not surface treated of non alum. alloys	2.891	1.214.464	3.000	5.002.265
7606129000	Other aluminium plate rectangular of aluminium alloys	117.693	4.532.292	1.113.012	16.005.727
7606120000	Oth alum. not alloyed, plain/figured by rolling/pressing b not surface treated	4.731	41.318	19.913	119.729
7606919000	Oth aluminium plate, not rectangular of aluminium, not alloyed	18.571	192.713	114.412	933.358
7606923010	Venetian blind slat, whether or not rolled or cut, in width $\phi$ 1,000 mm	10.253	62.280	176.228	241.347
7606923020	Sheet or coil of alum. rigid container sheet alloy 5182, 5082, hardness h19	222.609	895.732	573.978	3.278.124
7606923090	Oth. than Sheet/coil of aluminium rigid container sheet alloy 5182, 5082, hard h19	97.511	1.359.036	63.922	891.084
7606929010	Oth venetian blind slat, whether or not rolled or cut, in width $\phi$ 1,000 mm	0	29.248	0	233.927
7606929020	Oth. sheet/coil of alum. rigid container sheet alloy 5182, 5082, hardness h19	0	179.526	0	739.245
7606929090	Other aluminium alloys	200.022	1.391.800	340.243	3.414.121
7607110000	Aluminium foil not backed, rolled but not further worked	260.524	3.432.129	1.300.630	14.936.253
7607191000	Foil of aluminium alloy A1075 or A3903 not back, oth than rolled but not worked	6.563	710.179	85.860	3.645.851
7607199000	Oth than foil aluminium alloy A1075/a3903 not back, oth than roll but not work	165.659	2.490.351	1.082.352	19.601.777
7607204000	Aluminium foil backed for imitation gold or silver	53.583	269.853	201.392	982.643
7607209010	Aluminium foil laquer coated (white or of thickness > 0,05 mm or < 0,15 mm	81.800	1.342.883	327.577	5.118.412
7607209090	Oth. aluminium foil, backed, thickness $\leq$ 0.2 mm	75.608	1.581.642	556.858	9.051.835
7608100000	Aluminium tubes and pipes of aluminium, not alloyed	80.938	1.422.622	359.919	4.990.821
7608200000	Aluminium tubes and pipes of aluminium alloys	103.598	1.222.312	691.222	5.859.883
7609000000	Aluminium tube or pipe fittings (for example, coupling, elbows, sleeves)	61.391	605.432	379.890	4.477.472
7610100000	Alum. structures for doors, windows & their frames and thresholds for doors	54.122	808.442	326.853	2.455.211
7610901000	Oth alum. structures for bridges and bridge section, towers, lattice masts	141	255.967	837	691.804
7610909000	Other aluminium structures	80.887	2.304.010	288.309	4.578.530
7611000000	Aluminium reservoirs, tanks, vats and similar containers for any material	10.076	138.058	47.599	1.903.887
7612100000	Alum. collapsible tubular containers	10.668	138.783	92.231	1.161.206
7612901000	Aluminium casks, drums, cans, boxes and seamless containers for fresh milk	0	3.248	0	18.864
7612909000	Oth. aluminium casks, drums, cans, boxes & containers, for any material	304.071	2.738.320	1.516.629	12.101.040
7613000000	Aluminium containers for compressed or liquified gas	12.030	71.303	33.206	455.643
7614101100	Cable with steel core of circular cross section not exceeding 500 mm	455.275	1.026.454	945.674	2.449.562
7614101900	Other cable with steel core	247	144.170	2.062	295.132
7614109000	Other stranded wire with steel core	311.491	2.832.676	1.042.110	7.317.677
7614901100	Cable without steel core of circular cross section not exceeding 500 mm	46	796.331	201	5.466.290
7614901200	Cable without steel core of circular cross section > 500 mm but < 630 mm	0	7	0	64
7614901900	Other cable without steel core	3.203	6.320	7.568	22.128
7614909000	Other stranded wire without steel core	65.108	264.452	497.683	1.233.138
7615110000	Pot scourers and scouring or polishing pads, gloves and the like of aluminium	1.083	26.389	3.948	38.934
7615190000	Oth table, kitchen/oth household articles & parts thereof of aluminium	56.212	944.067	103.033	1.798.147
7615201000	Bedpans, urinals (portable type) and chamber	0	16	0	521
7615209000	Other sanitary ware and parts thereof of aluminium	44.366	607.760	246.188	1.474.774
7616101000	Nails of aluminium	35.622	527.803	101.956	1.052.295
7616102000	Staples and hooks of aluminium	12.499	414.692	81.284	1.105.573
7616109000	Tacks, rivets, cotters, cotter pins and washers of aluminium	81.466	1.041.178	424.506	5.612.244
7616910000	Other cloth, grill, netting and fencing, of aluminium wire	46.747	417.946	35.325	421.635
7616992000	Ferrules for use in the manufacture of pencils	2.214	45.460	29.304	350.527
7616993000	Alum. slugs, round, of such dim. that the thick's > one tenth of the diameter	20.056	576.441	78.319	2.341.059
7616994000	Bobbins, spools, reels and similar supports for textile yarn	22.250	87.814	43.421	301.976
7616996000	Latex spouts and latex cups	0	33	0	304
7616999010	Venetian blinds	576	40.978	9.693	197.463

**I.3. IMPOR MENURUT KOMODITI / IMPORT BY HS COMMODITY**  
**\*\*\* NOPEMBER / NOVEMBER 2008 \*\*\***

H S	Uraian Komoditi Commodity Description	Berat Bersih / Net Weight (Kg)		Nilai / Value C.I.F (US\$)	
		Bulan ini	Kumulatif	Bulan ini	Kumulatif
		Current Month	Cum.Jan. to date	Current Month	Cum.Jan. to date
761699090	Other articles of aluminium	165.416	3.605.508	1.076.174	15.325.383
780110000	Refined lead	3.379.153	44.146.163	6.006.976	101.810.341
780191000	Oth unwrought lead&containing by wgtantimony as the principal oth element	2.434.579	34.413.609	3.839.852	76.712.617
780199100	Oth unwrought lead&containing by wgtunrefined	0	8	0	3.260
780199900	Oth unwrought lead&containing by wgt	859.361	5.847.887	1.346.268	12.558.868
780200000	Lead waste and scrap.	0	13.063	0	22.423
780411000	Sheets, strip and foil of a thickness < 0,2 mm	600	54.144	7.780	277.045
780419001	Lead embossed, cut to shape, perfordt,coated,printed, backed, reinforce mtrial	0	6.212	0	97.362
780419009	Oth.lead plates, sheets, strip andfoil, lead	6.178	56.804	124.108	1.231.881
780420000	Powders and flakes	17.601	127.513	160.904	176.107
780600200	Other articles of lead,bars,rods,profiles and wire	6.756	143.211	79.224	1.281.139
780600300	Other articles of lead,tubes,pipesand tube or pipe fittings (for	782	20.783	5.028	154.792
780600901	Lead wool,washers,electro-plating anodes	7.134	406.339	181.358	1.481.474
780600909	Other articles of lead	41.856	607.151	244.425	1.782.933
790111000	Zinc not alloyed containingby weight 99.99% or more of zinc	4.321.939	55.549.624	7.075.519	123.367.330
790112000	Zinc not alloyed containingby weight < 99.99% of zinc	3.114.855	37.590.022	5.758.998	88.474.945
790120000	Zinc alloys	702.954	11.800.552	1.234.255	27.330.771
790200000	Zinc waste and scrap.	0	8	0	159
790310000	Zinc dust	62.452	1.686.703	155.823	4.960.977
790390000	Zinc powders and flakes	45.836	1.185.587	177.497	4.507.523
790400010	Zinc wire,bars,rods,not surface treated	490	138.077	3.610	407.561
790400090	Zinc profiles	7.249	775.336	9.117	926.003
790500101	Zinc plates, sheets, strip not surfacetreated	788.596	3.439.734	780.634	3.500.969
790500102	Zinc plates, sheets, strip surfacetreated	210.907	868.121	292.141	1.171.550
790500201	Zinc foil not surface treated	24.501	629.471	20.017	265.520
790500209	Zinc foil Surface treated	5.751	129.310	10.737	212.384
790700300	Gutters, roof capping, skylight frames& oth fabricated building components	74.421	970.695	58.623	1.753.821
790700400	Zinc tubes, pipes,tube, pipe fittings(cuoplings, elbows, sleeves)	0	141.910	0	1.101.979
790700901	Electro-plating anodes; stencil plates	75.687	395.384	324.343	1.123.101
790700902	Domestic articles and parts thereof	246	222.418	416	178.460
790700909	Oth articles of zinc oth than domestic	62.339	2.125.758	205.033	6.351.032
800110000	Tin, not alloyed	18.388	245.680	66.891	993.988
800120000	Tin alloys	35.738	630.941	244.958	4.531.173
800200000	Tin waste and scrap.	0	70.762	0	134.531
800300000	Tin bars, rods, profiles and wire.	37.387	631.082	707.612	12.002.807
800700200	Other articles of tin, sheets and strip,Plates, thickness > 0,2mm	432.448	8.491.174	638.811	9.463.507
800700300	Tin-foil (whether or not printed or backper),thick < 0,2 mm,powder & flakes	0	9.631	0	11.569
800700400	Tin-Tubbes, pipes and tube or pipe fitti(for example, couplings, elbows, sleeves	163	7.108	2.273	27.477
800700901	article of tin, Collapsible tubes fordentifrices, colours, and the like,	0	1.542	0	25.925
800700909	Other articles of tin	94.086	682.313	218.634	2.365.112
810110000	Tungsten (wolfram) powders	336	41.410	17.347	504.100
810194000	Unwrought tungsten, including barsand rods obtained simply by sintering	17	6.989	56	187.225
810196000	Tungsten wire	572	20.168	50.934	402.252
810199001	Tungsten bar&rods,oth than those obtaineplly by sintering,profiles, sheet, strip	60	2.779	11.510	69.691
810199009	Other tungsten (wolfram)	1.616	35.570	62.709	914.653
810210000	Molybdenum powders	0	14.257	0	173.917
810294000	Unwrought molybdenum, including barsand rods obtained simply by sintering	0	3	0	50
810295000	Molybdenum bar&rods,o.than those obt'dsimp. by sintering,profiles,strip&foil	34.335	120.116	1.337.247	6.333.003
810296000	Molybdenum wire	13.650	22.292	104.497	952.609
810299000	Other molybdenum	136	1.427	389	164.080
810320000	Unwrought tantalum, including bars androds obt'd simp.by sintering; powders	1.787	13.852	211.421	2.715.817
810390000	Other tantalum	0	24	0	1.397
810411000	Unwrought magnesium containingat least 99.8 % by weight of magnesium	62.633	1.026.392	250.402	4.530.890
810419000	Other unwrought magnesium	11.240	30.898	8.280	79.572
810430000	Magnesium raspings,turnings &granules,graded according to size; powders	5.021	134.515	24.525	866.511
810490000	Other magnesium	10.307	68.245	129.682	348.039
810520100	Unwrought cobalt	0	469	0	61.761
810520900	Mattes cobalt; cobalt powders	820	5.308	110.137	462.978
810530000	Cobalt mattes waste and scrap	0	812	0	2.309
810590000	Other cobalt mattes	1.005	11.710	79.804	821.447
810600100	Unwrought bismuth; wasteand scrap; powders	0	2.875	0	76.090
810720000	Unwrought cadmium, powders	0	738	0	16.621
810790000	Other cadmium	1	20.548	127	76.736
810820000	Unwrought titanium; powders	346	24.683	5.990	181.599
810890000	Other titanium	78.253	1.104.661	587.728	19.937.980
810920000	Unwrought zirconium; powders	0	44.067	0	47.124
810990000	Other zirconium	6.021	48.252	75.069	244.018
811010000	Unwrought antimony; powders	1	199.134	57	1.235.825
811020000	Antimony waste and scrap	0	7.528	0	68.094
811090000	Other antimony	56	32.183	1.604	456.198
811100000	Manganese and articles thereof, includewaste and scrap.	0	47.296	0	237.089
811212000	Unwrought beryllium; powders	0	60	0	2.268
811219000	Other beryllium	0	13.766	0	431.769

**I.3. IMPOR MENURUT KOMODITI / IMPORT BY HS COMMODITY**  
**\*\*\* NOPEMBER / NOVEMBER 2008 \*\*\***

H S	Uraian Komoditi Commodity Description	Berat Bersih / Net Weight (Kg)		Nilai / Value C.I.F (US\$)	
		Bulan ini	Kumulatif	Bulan ini	Kumulatif
		Current Month	Cum.Jan. to date	Current Month	Cum.Jan. to date
8112210000	Unwrought chromium; powders	46	15.294	3.422	220.924
8112290000	Other Chromium	0	428	0	1.573
8112990000	Other thallium	0	301	0	23.796
8113000000	Cermets and articles thereof,including waste	0	319	0	14.196
8201100000	Spades and shovels	41.669	61.617	73.808	231.927
8201200000	Forks	85	18.886	384	59.044
8201301000	Hoes (mamooties) and rakes	4	1.181	62	12.627
8201309000	Mattocks and picks	105	3.694	2.807	39.752
8201400000	Axes, bill hooks and similar hewing tool	30	320	151	5.949
8201500000	Secateurs & similar one-handed prunersand shears (including poultry shears)	2.409	131.446	6.690	182.469
8201600000	Hedge shears,two-handed pruning shearsand similar two handed shears	0	2	0	65
8201900000	Other hand tools of a kind used inagriculture, horticulture or forestry	3	3.235	11	18.771
8202100000	Hand saws	152.318	1.156.406	170.164	1.463.243
8202200000	Band saw blades	103.981	641.385	221.754	2.772.993
8202310000	Circular saw blades with working partof steel	2.386	66.357	19.505	394.784
8202390000	Other circular saw blades,including parts	76.720	514.861	633.471	2.172.740
8202400000	Chain saw blades	78.447	899.133	108.775	1.039.133
8202910000	Straight saw blades for working metal	1.159	67.242	7.984	356.769
8202991000	Straight saw blades	25.704	117.386	33.839	209.368
8202999000	Other saw blades	66.090	1.230.261	305.140	5.268.011
8203100000	Files, rasps and similar tools	54.758	617.931	84.344	1.843.800
8203200000	Pliers (including cutting pliers),pincers, tweezers and similar tools	233.873	2.407.289	414.939	5.258.970
8203300000	Metal cutting shears and similar tools	23.000	573.601	124.169	1.421.454
8203400000	Pipe-cutters, bolt croppers,perforating punches, and similar tools	49.589	684.271	195.280	2.892.907
8204110000	Hand operated spanners and wrencheson - adjustable	301.182	3.239.277	675.495	7.065.123
8204120000	Hand operated spanners and wrenchesadjustable	329.203	2.993.188	625.129	6.034.355
8204200000	Interchangeable spanner sockets,with or without handles	175.420	1.786.742	367.266	4.228.674
8205100000	Drilling, threading or tapping tools	69.435	812.664	440.155	3.872.551
8205200000	Hammers and sledge hammers	435.475	3.629.778	571.073	5.331.316
8205300000	Planes, chisels, gouges andsimilar cutting	131.347	1.138.930	151.028	1.332.213
8205400000	Screwdrivers	143.152	1.809.145	234.719	3.404.638
8205511000	Flat irons	64	68.532	717	99.910
8205519000	Other household tools	16.105	185.322	33.732	591.403
8205590000	Other hand tools , oth than householdtools	209.981	3.180.825	594.279	7.478.596
8205600000	Blow lamps	0	24.426	0	45.303
8205700000	Vices, clamps and the like	109.815	1.854.998	350.943	4.509.874
8205800000	Anvils; portable forges; hand-/pedal-op'ted grinding wheels with frameworks	5.381	496.049	54.492	813.922
8205900000	Sets of articles of two or moreof the foregoing subheadings	97.733	810.999	934.488	5.413.521
8206000000	Tools of two/more of the headings82.02to82.05 put up in sets for retail sale	109.030	948.096	835.178	4.567.137
8207130000	Rock drilling or earth boring toolswith working part of cermets	696	49.296	22.979	968.326
8207190000	Other rock drilling or earth boringtools, including parts	334.149	2.370.866	8.780.080	47.636.751
8207200000	Dies for drawing or extruding metal	308.536	951.870	2.445.155	10.182.674
8207300000	Tools for pressing, stampingor punching	71.414	1.622.375	1.487.802	24.363.798
8207400000	Tools for tapping or threading	16.649	270.601	237.794	3.758.802
8207500000	Tools for drilling,other than for rock drilling	71.677	841.148	1.435.650	13.898.595
8207600000	Tools for boring or broaching	26.305	209.091	325.304	5.128.865
8207700000	Tools for milling	8.036	144.844	310.729	4.376.102
8207800000	Tools for turning	17.488	288.361	480.018	4.247.399
8207900000	Other interchangeable tools	52.578	572.993	931.667	16.173.123
8208100000	Knives and cutting bladesfor metal working	13.896	319.913	343.869	5.742.914
8208200000	Knives and cutting bladesfor wood working	69.531	1.163.161	394.559	6.472.852
8208300000	Knives&cutting blades f kitchen app'es/for mach. used by the food industry	5.828	177.515	15.179	504.208
8208400000	Knives&cutting blades for agricultural, horticultural or forestry machines	1.388	50.918	18.155	284.472
8208900000	Other knives and cutting blades	169.611	1.733.085	1.085.683	15.610.884
8209000000	Plates, sticks, tipsand the like for tools,	42.157	1.439.002	445.963	8.970.844
8210000000	Hand-operated mechanicalappliances, weighing	85.479	729.030	70.312	1.135.062
8211100000	Knives with cutting blades,serratedor not and sets of assorted articles	20.960	223.700	156.927	2.689.376
8211910000	Table knives having fixed blades	17.105	190.875	86.084	846.434
8211925010	knives ,fix blades, handle of base metalfor agricultural, horticultural/forestry	455	4.448	767	6.406
8211925090	knives ,fix blades,handle oth than metalfor agricultural, horticultural/forestry	408	55.198	300	38.868
8211929010	Flick or spring knives; hunting,divingand scouts knives,penknives;blades>15 cm	1.201	45.920	4.751	86.103
8211929020	Other knives having fixed bladeswith handle of base metal	314	34.763	1.735	60.634
8211929090	Other knives having fixed bladeswith handle oth than base metal	14.586	138.003	20.142	549.937
8211932010	Knives,oth than fixed blades,with handlebase metal, for agricultural, forestry	0	7.355	0	6.163
8211932090	Knives,oth than fixed blades,handle oththan metal, for agricultural, forestry	28	2.819	497	4.982
8211939010	Knives having other than fixed bladeswith handle of base metal	67	9.985	3.791	22.048
8211939090	Knives having other than fixed blades,with handle oth than base metal	2.673	160.117	9.668	413.226
8211940000	Blades with handle of base metal	23.912	187.143	135.949	1.069.533
8211950000	Knives with handles of base metal	15.792	90.234	17.286	154.382
8212100000	Razors	7.623	137.957	20.094	774.154
8212201000	Safety razor bladeswith double-edged razor blades	87.594	1.209.167	814.639	16.711.759
8212209000	Other razors and razor blades	42.436	441.566	74.335	725.328
8212900000	Other parts of razors and razor blade	1.530	8.379	2.337	32.721



I.3. IMPOR MENURUT KOMODITI / IMPORT BY HS COMMODITY

\*\*\* NOPEMBER / NOVEMBER 2008 \*\*\*

H S	Uraian Komoditi Commodity Description	Berat Bersih / Net Weight (Kg)		Nilai / Value C.I.F (US\$)	
		Bulan ini Current Month	Kumulatif Cum.Jan. to date	Bulan ini Current Month	Kumulatif Cum.Jan. to date
8213000000	Scissors, tailors' shears and similar shears,	90.573	1.020.242	159.886	1.751.957
8214100000	Ppr knives, ltr openers, erasing knives, pencil sharpeners and blades therefor	82.544	1.300.492	118.123	2.030.245
8214200000	Manicure or pedicure sets and instruments	50.438	442.849	95.554	1.152.454
8214900000	Other articles of cutlery	60.246	851.378	72.754	1.202.334
8215100000	Spoons, forks, ladles, skimmer, cake serv. & fish knives sets of assorted articles	6.261	160.043	14.305	522.888
8215200000	Similar kitchen and tableware, other sets of assorted articles	31.400	465.101	49.614	751.254
8215910000	Similar kitchen and tableware plated with precious metal	1	27.236	3.950	63.772
8215990000	Other similar kitchen and tableware	200.812	3.343.076	504.779	5.233.081
8301100000	Padlocks	345.875	4.705.224	404.269	5.750.972
8301200000	Locks of a kind used for motor vehicles	187.523	1.979.074	1.730.089	18.916.258
8301300000	Locks of a kind used for furniture	127.426	5.056.238	154.187	5.085.803
8301400000	Other locks	510.667	7.489.917	803.920	11.012.376
8301500000	Clasps and frames with clasps, incorporating locks	59.972	409.697	297.489	1.526.062
8301600000	Parts of padlocks and lock	461.341	4.605.328	1.829.001	22.522.136
8301700000	Keys presented separately	14.809	186.911	26.517	374.970
8302100000	Hinges	978.117	13.151.660	1.063.327	13.672.061
8302200000	Castors	249.724	3.389.789	351.734	4.996.513
8302300000	Oth mountings, fittings and similar articles suitable for motor vehicles	295.857	3.762.923	1.988.096	24.703.823
8302413010	Hasps ; suitable for buildings suitable for building	69.476	2.062.629	67.470	1.572.636
8302413090	Bolts, hooks, eyes and staples suitable for building	53.664	786.611	51.014	794.075
8302419000	Other mountings suitable for building	398.970	5.820.999	607.261	7.739.440
8302421000	Bolts and hasps suitable for furniture	56.596	382.788	50.909	440.935
8302429000	Other Mounting ; suitable for furniture	951.269	14.282.041	1.782.969	21.150.328
8302491000	Mounting of a kind suitable for saddlery	13.978	141.739	13.440	270.904
8302499000	Other mounting ; oth than of a kind suitable for saddlery	386.117	3.725.624	551.422	6.077.086
8302500000	Hat-racks, hat-pegs, brackets and similar fixtures	81.079	1.256.017	254.167	2.183.806
8302600000	Automatic door closers	46.230	626.919	103.485	1.276.414
8303000000	Armoured/reinforced safes, strong-boxes and safe deposit lockers	279.381	2.922.002	513.040	4.922.465
8304001000	Filing cabinets or card-index cabinets	90.981	938.050	141.031	1.566.540
8304002000	Office or desk equipment of copper or of lead	8	81.870	23	203.192
8304009000	Other similar office or desk equipment	291.126	2.805.256	1.746.891	8.610.662
8305101000	Fittings for double loop wire binders double loop wire binders	19.547	81.862	20.449	183.466
8305109000	Fittings for loose-leaf binders or files other than double loop wire binders	57.323	1.677.800	60.893	1.975.656
8305200000	Staples in strips	234.445	2.351.214	218.525	2.405.921
8305900000	Letter cones, paper clips, indexing tags office articles	127.409	1.741.781	362.448	4.249.845
8306101000	Bells for cycles	8.636	139.810	42.682	201.322
8306102000	Bells, gongs and the like, of copper	287	10.423	85	10.454
8306109000	Bells, gongs and the like, other than of copper	3.177	74.239	8.022	347.725
8306210000	Statuettes and other ornaments plated with precious metal	0	234	0	8.305
8306291000	Statuettes and other ornaments, of copper or of lead	0	8.762	0	13.986
8306299000	Statuettes and other ornaments, of other than copper or lead	6.014	107.759	34.154	270.126
8306301000	Photograph, picture or similar frames; mirrors : of copper	285	322	6.456	6.494
8306309000	Photograph, picture or similar frames; mirrors : of other than copper	13.572	562.301	24.118	988.057
8307100000	Flexible tubing of base metal, with or without fitting of iron or steel	88.805	1.433.592	202.646	5.984.332
8307900000	Flexible tubing of base metal, with or without fitting of other base metal	33.082	797.501	150.143	2.767.870
8308100000	Hooks, eyes and eyelets of base metal of a kind used for clothing, footwear, awnings & handbags	218.116	2.684.700	1.684.023	18.685.061
8308200000	Tubular/bifurcated rivets of base metal of a kind used for clothing, footwear	22.229	283.262	166.756	2.494.636
8308901000	Beads of base metal	46.258	206.624	139.872	1.541.424
8308902000	Spangles of base metal	1.139	62.362	17.038	552.876
8308909000	Other clasps and parts	257.821	3.647.872	1.093.759	15.408.726
8309100000	Crown corks of packing accessories of base metal	548	71.696	86	205.006
8309901000	Capsules for bottles of base metal	2.015	78.372	16.955	339.102
8309902000	Top ends of alum. cans of base metal	198.699	2.180.824	1.102.775	12.292.494
8309903000	Other caps for cans of base metal	100.810	1.852.979	323.323	2.777.080
8309904000	Bungs for metal drums; bung covers; seals; case corner protectors	7.271	176.559	82.766	1.166.536
8309905000	Other packing accessories, of aluminium	75.783	741.903	641.321	5.356.072
8309909000	Other packing accessories, of base metal	132.257	1.154.921	1.113.117	10.453.923
8310000000	Sign, name, address and similar plates, numbers, and other symbols, of base metal	56.861	495.933	377.295	5.311.417
8311101000	Coated electrodes of base metal, for electric arc-welding : In rolls	433.708	6.553.802	588.792	8.032.034
8311109000	Coated electrodes of base metal, for electric arc-welding, in other than rolls	829.773	20.204.101	2.103.591	42.468.214
8311201000	Cored wire of base metal, for electric arc-welding : In rolls	376.259	5.347.077	793.245	10.678.816
8311209000	Cored wire of base metal, for electric arc-welding : In other than rolls	99.958	1.959.301	274.076	4.069.797
8311301000	Coated rods & core wire of base metal for sold, brazing/welding by flame in roll	319.036	3.706.169	706.982	8.543.483
8311309000	Coated rods & core wire, base metal, for sold, brazing/weld by flame in other than roll	408.625	1.713.000	1.057.772	7.494.204
8311900000	wire and rods, of agglomerated base metal powder, used for metal spraying.	181.534	3.314.641	555.137	8.553.969
8401100000	Nuclear reactors	155	29.884	2.237	134.643
8401200000	Machinery and apparatus for isotopic separation, and parts thereof non-irradiated	0	35.343	0	420.241
8401300000	Fuel elements (cartridges),	0	2.489	0	41.334
8401400000	Parts of nuclear reactors	0	4.478	0	120.982
8402111000	Watertube boiler electric with a steam production exceeding 45 tons per hour	2.221	9.172.857	25.431	24.097.956
8402112000	Watertube boiler not electric with a steam production exceeding 45 tons/ hour	0	2.266	0	15.203
8402121100	Watertube boilers elect. with a steam 15 tons <= steam prod. < 45 tons/hours	0	2.499.673	0	5.616.707
8402121900	Watertube boilers electric with a steam prod < 15 tons /hours	73.786	2.143.806	231.391	7.761.627

**I.3. IMPOR MENURUT KOMODITI / IMPORT BY HS COMMODITY**  
**\*\*\* NOPEMBER / NOVEMBER 2008 \*\*\***

HS	Uraian Komoditi Commodity Description	Berat Bersih / Net Weight (Kg)		Nilai / Value C.I.F (US\$)	
		Bulan ini Current Month	Kumulatif Cum.Jan. to date	Bulan ini Current Month	Kumulatif Cum.Jan. to date
8402122100	Watertube boilers not elect. with steam15 tons <= steam prod.< 45tons/hours	0	1.491.489	0	2.842.288
8402122900	Watertube boilers not electric with a15 tons <= steam prod.< 45tons/hours	34.312	1.311.330	364.575	3.751.801
8402191100	Electric boilers with a steamprod.< 15 tons/hours	414.486	460.349	1.048.737	1.148.187
8402191900	Oth vapour elect generating boilers,inclhybrid boilers, steam prod<=15 ton/hours	110.455	1.287.559	358.022	3.942.383
8402192100	Oth not-elect generating boilers,inclhybrid boilers, steam prod >15 ton/hours	0	10.685	0	29.406
8402192900	Oth not-elect generating boilers,inclhybrid boilers, steam prod<=15 ton/hours	102.368	591.203	175.544	1.984.199
8402201000	Electric super heated water boilerselectrically operated	2.724	31.933	16.034	86.609
8402202000	Electric super heated water boilers not electrically operated	1.495.371	1.502.607	6.082.709	6.137.172
8402901000	Boiler bodies or shellsgenerating boilers	4.680.384	7.910.250	20.176.747	29.677.975
8402909000	Other parts of steam or other vapourgenerating boilers	868.082	14.810.884	5.588.903	81.728.063
8403100000	Boilers of central heating boilers otherthan those of heading 84.02.	179.594	2.989.115	398.447	8.047.253
8403901000	Boiler bodies or shells central heatingboilers oth than those of heading 84.02.	20.408	1.131.215	717.361	2.837.379
8403909000	Other part of central heating boilersoth than those of heading 84.02.	20.877	2.989.724	684.445	9.676.993
8404101010	Soot remover for use with boilers ofheading 84.02	600	79.924	10.001	1.037.846
8404101090	Oth auxiliary plant for use with boilersof heading 84.02	10.493.274	36.570.967	34.212.399	146.275.856
8404102000	Oth auxiliary plant for use with boilersof heading 84.03	0	1.431.175	0	5.625.733
8404200000	Condensers for steam orother vapour power units	711.939	4.045.564	3.916.316	20.447.862
8404901100	Boiler bodies or shellsof goods of subheading 8404.10.10 :	12	28.524	148	552.881
8404901900	Part oth than boiler bodies or shellsof goods of subheading 8404.10.10 :	21.223	220.556	75.394	1.120.941
8404902100	Boiler bodies or shellsof goods of subheading 8404.10.20 :	0	85.504	0	136.622
8404902900	Part oth than boiler bodies or shellsof goods of subheading 8404.10.20 :	0	1.592.729	0	11.023.375
8404909000	Other parts of auxiliary machineryfor use with boilers	1.564.138	15.558.981	6.534.186	87.816.126
8405100000	Producer gas/water gas generators,withor without purifiers; acetylene gas	273.345	3.276.474	6.290.916	29.599.065
8405900000	Parts of producer gasor water generators	180.784	2.480.123	1.288.598	12.715.167
8406100000	Turbines for marine propulsion	10.754	22.903	109.912	283.387
8406810000	Turbines oth than marine propulsionof an output exceeding 40 MW	2.035.323	21.883.384	11.604.400	132.508.515
8406820000	Turbines oth than marine propulsionOf an output not exceeding 40 MW	1.400.281	6.916.213	7.974.857	36.873.003
8406900000	Parts of steam turbines and parts	2.814.925	9.276.262	22.948.996	85.431.105
8407100000	Spark-ignition rprcrtg piston enginesfor aircraft	44.837	176.516	1.887.200	45.690.866
8407210000	Outboard motors, marine propulsion engines	90.292	2.266.769	2.334.478	38.013.961
8407291000	Spark-ignition rprcrtg piston engn foroth marine prop egn, output =< 22.38kw	29.571	2.156.097	357.534	10.201.192
8407299000	Spark-ignition rprcrtg piston engn foroth marine prop egn, output >750kw	32.021	363.223	613.001	4.905.348
8407310000	Reciprocating piston engine of vichileof chapter 87 ,capacity <=50 cc	0	68.978	0	66.847
8407320000	Reciprocating piston engine of vichileof chapter 87 ,50cc< capacity <=250 cc	939.089	13.535.794	9.232.659	116.120.035
8407330000	Reciprocating piston engine of vichileof chapter 87 ,250cc< capacity <=1000 cc	889	2.077	1.121	34.940
8407341000	Piston engine for pedestrian controlledtractors, cylinder capacity <= 1,100 cc	0	261.174	0	1.800.622
8407343000	Spark ignition rprcrtg piston engn of acyl.capa exc.1000 cc for vhc.of hd 87.11	1.624	24.839	33.618	540.468
8407349000	Piston engn of a capacity exc. 1000 ccoth.for tractors, vhc. of hd 87.11 , 87,01	795.787	9.083.496	5.289.775	60.213.788
8407901000	Oth spark-ignition recipro pist engineof a power not exceeding 18.65 kw	267.968	3.650.565	1.322.417	9.888.792
8407902000	Oth spark-ignition recipro pist enginepower > 18.65 kw and <= 22.38	2.689	65.455	31.797	109.137
8407909000	Oth spark-ignition recipro pist engineof a power > 22.38kw (30hp)	40.529	437.385	60.664	1.276.682
8408104000	Comprss-igntn piston eng.for marinepropulsion of a power not exceed 750 kw	429.080	7.323.569	929.518	11.659.419
8408109000	Comprss-igntn piston eng.for marinepropulsion of a power exceeding 750 kw	289.698	4.266.108	6.847.432	75.729.915
8408201100	Comprss-igntn piston engines for vhcls8701.10, output <= 60 kw	443	64.436	762	996.790
8408201200	Comprss-igntn piston engine oth for vhcls8701.10, output <= 60kw,fully ass	222.790	4.802.035	313.052	6.420.420
8408201900	Comprss-igntn piston engines for vhcls87,not fully assemble,output < 60kw	916.265	4.149.303	5.338.042	31.252.809
8408209100	Comprss-igntn piston engines for vhcls8701.10, oth output not exceed 60 kw	0	2.128	0	39.927
8408209200	Comprss-igntn piston engine oth for vhcls8701.10,oth.output <= 60kw,full ass	553.650	7.680.104	8.340.259	89.866.896
8408209900	Comprss-igntn pist engines oth for vhcl8701.10,oth.output <= 60kw,not fully ass	51.301	601.908	556.471	4.584.159
8408901010	Comprss-igntn piston engn for earth movemach. of an output not exc. 18,65 kw	7.126	719.462	87.515	6.307.370
8408901020	Comprss-igntn piston engn,railway loc/tramway vhc.of output not exc.18,65 kw	0	16.573	0	40.638
8408901090	Compr-ign piston engn oth for earth movemach,railway loc.output not exc.18,65k	410.895	19.697.881	1.538.874	24.107.124
8408905010	Comprss-igntn piston engn for earth movemach. of an output exc. 100 kw	22.511	359.937	491.505	8.315.607
8408905020	Comprss-ign piston engn for railway loc/tramway vhc.of an output exc. 100 kw	0	10.000	0	312.187
8408905090	Compr-ign piston engn oth.for earth movemach,railway loc. an output exc. 100 k	443.117	6.165.774	5.370.833	61.625.922
8408909100	Compr-ign piston engn for earth move machoth.an output>100kw, and <=18,65 k	30.408	1.037.501	57.334	1.229.741
8408909200	Compr-ign piston eng for railwy loc/tramvhc.oth.output > 100kw,and <= 18,65kw	0	99.323	0	657.382
8408909900	Comp.ign.piston eng.oth,earth move machrail loc. oth output exc.100kw,not18,6	223.145	8.642.059	2.778.672	19.539.337
8409100000	Parts suitable for aircraft engines	2.397	48.265	31.819	5.224.971
8409911100	Carburettors & parts thereof for earthmoving machinery, spark-ignition	38.660	226.132	406.469	7.150.599
8409911200	Cylinder blocksfor earth mov machinery,spark-ignition	4.154	26.861	22.272	168.716
8409911300	Cylinder linersfor earth mov machinery,spark-ignition	8.254	86.019	36.477	1.026.568
8409911400	Heads and head coverfor earth machinery,spark-ignition	26.142	236.056	168.734	2.288.735
8409911500	Pistons for earth mov machinery,spark-ignition	12.744	215.958	225.877	3.070.398
8409911600	Piston rings,gudgeon pinsfor earth movemachinery, spark-ignition	20.449	276.037	542.683	9.077.960
8409911900	Oth parts suitable for earthmoving machinery, spark-ignition	8.488	430.475	187.646	3.100.398
8409912100	Carburettors&part thereof for vhcls of87.01, power =< 22.38 kw, spark-ignition	12.442	126.696	130.402	1.149.601
8409912200	Cylinder blocks for vehicle of head 87.01power =< 22.38 kw, spark-ign	4.498	32.475	31.067	322.116
8409912300	Cylinder liners for vehicle of head 87.01power =< 22.38 kw, spark-ign	22	7.897	66	68.290
8409912400	Heads and head cover for vhcls of 87.01power =< 22.38 kw, spark-ign	7.972	24.249	15.131	189.541
8409912500	Pistons for vehicles of 87.01,power =< 22.38 kw, spark-ign	1.785	34.145	45.617	768.509
8409912600	Piston rings & gudgeon pins for vhcls of87.01,power =< 22.38 kw, spark-ign	597	2.990	1.032	19.731
8409912900	Oths parts suitable for vehicles 8701,power =< 22.38 kw, spark-ignition	11.238	123.569	454.305	2.583.392

**I.3. IMPOR MENURUT KOMODITI / IMPORT BY HS COMMODITY**  
**\*\*\* NOPEMBER / NOVEMBER 2008 \*\*\***

H S	Uraian Komoditi Commodity Description	Berat Bersih / Net Weight (Kg)		Nilai / Value C.I.F (US\$)	
		Bulan ini	Kumulatif	Bulan ini	Kumulatif
		Current Month	Cum.Jan. to date	Current Month	Cum.Jan. to date
8409914100	Carburettors and parts thereof for vehicles 87.11, spark-ignition	558.677	5.487.081	10.064.092	116.365.563
8409914200	Cylinder blocks, crank cases for vhccls 87.11,spark-ignitio	318.337	3.050.355	2.255.306	18.559.474
8409914300	Cylinder liners for vehicles 87.11,spark-ignition	255	49.025	6.307	86.049
8409914400	Heads and head cover for vehicles 87.11,spark-ignition	257.700	2.641.728	3.427.699	41.391.851
8409914500	Pistons for vehicles 87.11,spark-ignitio	84.062	893.907	460.276	6.550.068
8409914600	Piston rings and gudgeon pins for vehicles 87.11,spark-ignition	15.849	243.815	417.466	5.212.707
8409914900	Oth parts suitable for vehicles heading 87.11, spark-ignition	368.366	4.144.875	5.984.646	69.200.850
8409915100	Caburettors and parts thereof for othvehicles of chapter 87, spark-ignition	65.394	560.223	880.694	9.698.244
8409915200	Cylinder blocks, crank cases for othvehicles of chapter 87, spark-ignition	401.400	4.431.514	4.922.098	52.210.146
8409915300	Cylinder liners for othvehicles of chapter 87, spark-ignition	689	369.248	5.962	665.865
8409915400	Heads and head cover for othvehicles of chapter 87, spark-ignition	165.946	1.201.591	1.281.377	9.892.174
8409915500	Pistons for oth vehicles of chapter 87,spark-ignition	99.353	713.391	1.255.589	10.531.429
8409915600	Piston rings and gudgeon pins for othvehicles of chapter 87, spark-ignition	118.468	992.737	1.105.436	10.041.761
8409915900	Oth parts suitable for vehicles for oth vehicles 87, spark-ignition	1.037.212	11.944.004	12.962.198	147.677.545
8409916100	Cyl.block,crank case,marine propul eng,power<= 22.38kw for vssl of 89 spark-igi	2	5.784	10	18.865
8409916200	Piston for marine propuls eng, power<=22.38 kw for vssls of 89, spark-ign	1.799	33.578	1.293	34.524
8409916300	Oth. for vssls chapt.89,marine propl eng of a power <= 22.38 kw, spark-ignition	2.104	71.068	26.613	652.515
8409916400	Cyl.block,crank cases,marine propls engpower>22.38kw for chapter 89,spark-ign	198	13.012	4.102	141.010
8409916500	Pistons for marine propuls eng.of power>22.38 kw for vssls of 89,spark-ign	5.172	29.910	22.093	293.626
8409916600	Oth. for chapt.89 for marine propuls eng.of a power>22.38 kw, spark-ignition	4.170	130.504	203.774	1.084.381
8409917100	Carburettors & parts thereof for othengines, spark-ignition	8.644	82.190	28.152	214.370
8409917200	Cylinder block for oth eng,spark-ign	19.828	669.927	109.095	1.791.519
8409917300	Cylinder liner for oth eng,spark-ign	7.848	321.476	40.398	1.495.226
8409917400	Heads and head cover for oth engines,spark-ignition	28.476	82.127	123.982	735.572
8409917500	Pistons for oth engines,spark-ignition	39.212	423.682	716.255	5.642.165
8409917600	Piston rings and gudgeon pins for othengines, spark-ignition	3.854	64.566	152.231	1.335.977
8409917900	Oth parts for oth engines,spark-ignition	370.746	3.541.695	2.565.300	26.514.057
8409991100	Carburettors & parts thereof for earthmoving machinery, comp-ignition	3.891	31.889	88.879	1.666.880
8409991200	Cylinder blocks for earth moving mach,comp-ignition	22.517	140.822	118.692	1.740.890
8409991300	Cylinder liners for earth moving mach,comp-ignition	1.422	50.270	23.710	182.674
8409991400	Heads and head cover for earth movingmachinery, comp-ignition	6.353	84.491	159.868	1.493.022
8409991500	Pistons for earth moving machinery,comp-ignition	1.224	74.212	20.186	541.019
8409991600	Piston ring & gudgeon pin for earth movemachinery, comp-ignition	11.591	44.917	42.774	364.706
8409991900	Oth parts suitable for earthmoving machinery, comp-ignition	12.993	474.541	209.380	6.059.163
8409992100	Carburettors&part thereof for vehiclesof 87.01 comp-ignition	0	93.423	0	87.051
8409992200	Cylndr blocks for vehicles of 87.01 comp-ignition	0	443.628	0	413.597
8409992300	Cylndr liners for vehicles of 87.01 comp-ignition	480	118.281	1.158	220.877
8409992400	Heads and head cover for vhccls of 87.01 comp-ignition	54	63.701	2.564	243.299
8409992500	Pistons for vehicles of 87.01, comp-ignition	7.433	51.772	11.089	201.293
8409992600	Piston ring&gudgeon pin for vhccls of87.01 comp-ignition	5.659	11.038	9.778	23.593
8409992900	Oths parts suitable for vhccls 87.01,comp-ignition	365	1.451.950	13.940	10.023.449
8409994100	Caburettors and parts thereof for othvehicles of chapter 87, comp-ignition	102.939	709.050	1.244.204	7.949.038
8409994200	Cylinder blocks for oth vhccls of chapt87, comp-ignition	528.456	2.836.409	2.400.058	15.483.088
8409994300	Cylinder liners for oth vehicles ofchapter 87,comp-ignition	25.823	205.009	399.178	2.183.204
8409994400	Heads and head cover for vehicles ofchapter 87,comp-ignition	111.588	812.372	1.076.818	8.296.613
8409994500	Pistons for oth vehicles ofchapter 87,comp-ignition	93.297	513.269	295.026	2.171.910
8409994600	Pistons ring & gudgeon pins for vhccls ofchapter 87, comp-ignition	44.064	347.869	293.961	2.233.388
8409994900	Oth parts suitable for vehicles for oth vehicles 87, comp-ignition	881.690	5.686.057	6.235.362	50.254.457
8409995100	Cyl.block,crank case,marine propuls.eng,power<= 22.38kw for vssl of 89,comp-ig	15	10.193	531	88.398
8409995200	Piston for marine propul eng of power<=22.38 kw for vssls of 89,comp-ignition	0	4.723	0	23.803
8409995300	Oth. for vssls chapt.89,marine propul eng of a power<= 22.38 kw, comp-ignition	3.682	73.397	13.346	213.691
8409995400	Cyl.block,crank cases,marine propuls engof power>22.38kw for vssl 89, comp-ig	0	1.679	0	65.622
8409995500	Pistons for marine propuls eng.of power> 22.38 kw for vssls of 89,comp-ign	249	1.091	8.010	24.765
8409995600	Oth. for vssls, chap89,marine propuls engof a power>22.38 kw, comp-ignition	5.965	103.831	95.752	1.108.176
8409996100	Carburettors & parts thereof for othengines, comp-ignition	8.842	49.729	18.403	105.765
8409996200	Cylinder blocks for oth engines,comp-ignition	20.220	315.512	37.556	1.524.711
8409996300	Cylinder liners for oth engines,comp-ignition	125.448	1.257.038	629.833	4.191.620
8409996400	Heads and head cover for oth engines,comp-ignition	29.797	349.461	238.896	3.428.875
8409996500	Pistons for oth engines, comp-ignition	13.746	562.533	263.204	4.216.460
8409996600	Piston rings and gudgeon pins for othengines, comp-ignition	6.643	133.284	110.500	1.031.757
8409996900	Oth parts for oth engines,comp-ignition	1.060.663	13.409.725	9.493.857	109.741.743
8410110000	Hydraulic turbine&water wheels of power<= 1,000 kw	32.396	1.278.239	624.784	13.071.643
8410120000	Hydraulic turbines and water wheels of a power>1,000 kw but not exceed 10,000	0	95.259	0	831.282
8410130000	Hydraulic turbines and water wheels of a power exceeding 10,000 kw	401	13.447	1.223	311.704
8410900000	Parts hydraulic turbines, water wheels,including regulators	239.301	1.586.840	1.984.488	16.081.167
8411110000	Turbo-jets of a thrust not exceed 25 kn	0	26.089	0	478.696
8411120000	Turbo-jets of a thrust exceeding 25 kn	16.687	614.682	5.177.607	46.266.902
8411210000	Turbo-propellers of a power not exceed1,100 kw	120	26.372	8.927	1.295.810
8411220000	Turbo-propellers of a power exceeding1,100 kw	0	123.663	0	3.722.558
8411810000	Oth gas turbines of a power not exceed5,000 kw	3.001	217.740	92.974	13.097.529
8411820000	Oth gas turbines of a power exceeding5,000 kw	380.721	3.536.692	29.409.944	132.198.316
8411910000	Parts of turbo-jets/turbo-propellers	7.738	72.592	591.976	6.052.383
8411990000	Oth parts of gas turbines	103.356	3.734.268	3.677.803	168.188.259

**I.3. IMPOR MENURUT KOMODITI / IMPORT BY HS COMMODITY**  
**\*\*\* NOPEMBER / NOVEMBER 2008 \*\*\***

H S	Uraian Komoditi Commodity Description	Berat Bersih / Net Weight (Kg)		Nilai / Value C.I.F (US\$)	
		Bulan ini	Kumulatif	Bulan ini	Kumulatif
		Current Month	Cum.Jan. to date	Current Month	Cum.Jan. to date
841210000	Reaction engines oth than turbo-jets	1.591	61.370	17.615	228.342
8412210000	Hydraulic power engines and motorswith linear acting (cylinders)	168.766	2.666.840	1.509.985	20.952.453
8412290000	Oth hydraulic powerengines and motors	206.108	3.611.253	1.827.566	28.371.877
8412310000	Linear act (cylinders), for pneumaticpower engines and motors	6.017	75.767	201.103	2.555.066
8412390000	Oth linear acting (cylinders) forpneumatic power engines and motors	8.715	120.445	79.244	1.633.612
8412800000	Oth engines and motors	39.871	576.089	385.000	7.854.253
8412901000	Parts of reaction engines of subhead8412.10.00	3	56.311	60	326.558
8412909000	Oth parts of power engines & motors	57.850	993.308	705.127	9.683.597
8413110000	Pump fitted/design to a measu device fordispnsng fuel/lubric,used in fill stat	65.248	1.515.728	609.062	19.445.483
8413191000	Pumps fitted/ designed to a measuringdevice electrically operated	294.232	1.729.048	3.096.823	20.523.081
8413192000	Pumps fitted/ designed to a measuringdevice and not electrically operated	9.862	123.800	69.640	976.700
8413201000	Water pump for hand pump,oth than thoseof subheading 8413.11or 8413.19	89.259	692.936	103.905	1.353.864
8413209000	Oth hand pumps, oth than thoseof subheading 8413.11or 8413.19	101.712	1.956.031	315.312	6.557.142
8413301100	Fuel,lubric.,cool medium pump,earth movemach/motor vhcle, reciproc/rotary typ	519.653	2.999.539	2.842.589	23.269.669
8413301900	Fuel,lubric.,cool medium pump,earth movemach/motor vhcl,not recipro/rotary typ	829.716	9.382.546	10.904.980	111.520.475
8413309100	Oth fuel,lubric,cool medium pumps,intercombust piston eng recipro/rotary type	149.222	1.453.224	1.945.529	14.163.514
8413309900	Oth fuel,lubric,cool medium pumps,intercombust piston eng oth recipro/rotary typ	120.577	1.526.525	1.151.051	19.655.974
8413401000	Concrete pumps, electrically operated	24.805	238.741	123.573	1.842.939
8413402000	Concrete pumps, not electric operated	0	28.325	0	124.248
8413501000	Oth reciprocating positivedisplacement pumps, electric operated	35.145	827.286	629.043	13.764.323
8413502000	Oth reciprocating positivedisplacement pumps,not electric operated	59.268	822.522	203.421	5.196.588
8413601000	Oth rotary positive displacement pumps, electrically operated	77.822	1.414.452	472.068	8.026.823
8413602000	Oth rotary positive displacement pumps, not electrically operated	564	82.860	27.971	2.293.841
8413701000	Single stage,water pump for belt driveror direct coupling	275.650	4.418.770	910.479	17.724.957
8413702200	Impulse-turbo water pumps of < 100 w&electrically operated for household use	2.742	88.104	2.674	167.965
8413702900	Impulse-turbo water pumps of a capacity>100w electric operated for household u	717.692	9.783.945	6.132.459	75.762.814
8413703000	Oth centrifugal pumps not electricallyoperated	188.861	1.275.797	581.193	4.383.370
8413811000	Oth pumps, electrically operated	1.405.258	13.866.372	6.144.813	80.003.300
8413812000	Oth pumps, not electrically operated	383.654	2.042.956	1.836.514	14.764.898
8413821000	Liquid elevators, electrically operated	148.673	3.609.666	1.409.057	13.346.916
8413822000	Liquid elevators,not electric operated	3.829	273.935	719.521	4.348.224
8413911000	Parts of pumps of subheading 8413.20.10	21.551	465.368	143.696	3.478.261
8413912000	Parts of pumps of subheading 8413.20.90	20.639	379.074	46.814	1.493.542
8413913000	Parts of pumps of subheading 8413.70.10	17.970	624.622	433.142	6.325.823
8413914000	Parts of pumps of oth centrifugal pumps	239.796	2.101.348	3.570.529	22.684.311
8413915000	Parts of oth pumps,electric operated	883.004	10.728.559	4.928.119	72.426.828
8413919000	Parts of oth pumps,not electric operated	168.123	1.943.472	3.852.044	31.679.124
8413921000	Part of liquid elevator,electric operate	362.676	2.067.589	649.423	3.006.148
8413922000	Part of liquid elevators, nonelectrically operated	919	43.043	25.882	177.449
8414101000	Electrically operated, vacuum pumps	83.609	1.587.850	748.042	16.662.812
8414102000	Not electrically operated, vacuum pumps	55.400	135.304	442.332	1.348.085
8414201000	Bicycle pump,hand/foot operated air pump	75.713	1.403.769	65.484	1.216.126
8414209000	Oth than bicycle pump,hand/foot operatedair pumps	58.515	559.966	392.788	2.079.099
8414301000	Compressor, capacity>21kw/hourhaving displace/revolution >220cc	411.363	10.857.926	2.179.769	39.512.359
8414309000	Compress,oth.capacity>21kw/hour,have displace/revolution > 220cc	3.771.701	26.466.292	11.037.080	110.754.165
8414400000	Air compressors mounted on a wheeledchasis for towing	534.554	5.784.775	1.711.783	25.331.004
8414511000	Table fans & box fan with a self contelectric motor of an output <= 125 w	0	92.475	0	572.682
8414519000	Oth than table fan box fan wth self contelectric motor of an output <= 125 w	59.478	3.041.424	1.255.422	9.353.629
8414591000	Oth fans of a capacity <= 125 kw	125.271	891.617	873.296	6.273.006
8414599000	Oth fans oth of a capacity <= 125 kw	547.561	1.743.870	1.893.776	9.182.370
8414601000	Hoods having a max horizontal side notexceeding 120 cm, fitted with a filter	29.545	442.475	142.886	1.772.173
8414609000	Hoods having a max horizontal side notexceed 120 cm,not fitted with a filter	28.526	1.094.792	186.867	5.526.316
8414801100	Hoods having a maximum horizontal sideexceeding 120 cm, fitted with filter	3.206	341.472	142.036	2.762.354
8414801200	Hoods having a maximum horizontal side>120cm,not fit with filter for ind use	20.444	535.804	70.224	2.843.807
8414801900	Hoods have a max horizontal side>120cmnot fit with filt oth than for ind use	5.352	34.955	19.555	153.725
8414803000	Free piston generators for gas turbines	6.385	176.572	55.901	2.916.891
8414804100	Gas compr modul for use in oil drill oththan those of subhd 841430 and 8414.40	6.769	1.902.680	322.066	62.847.359
8414804200	Oth than gas compres,capacity>21kw/hourdisplace/revolution > 220cc	99.201	1.392.377	721.404	15.203.212
8414804900	Oth than gas compres,oth capa>21kw/hourhave a displace/revolution > 220 cc	115.612	3.827.830	1.375.885	50.615.487
8414805100	Electrically operated, air pumps	22.083	464.621	560.990	2.734.371
8414805900	Not electrically operated, air pumps	6.437	90.913	47.828	1.140.825
8414809110	Electrically operated,blowers & the like	171.607	2.069.732	1.415.947	16.415.821
8414809190	Electrically operated, oth thanblowers & the like	22.529	745.220	556.629	5.898.704
8414809900	Oth air pumps, not electrically operated	8.858	70.438	67.635	382.417
8414901100	Parts of pumps/compressors,of electricoperated equipment	156.171	2.548.151	1.269.523	21.358.743
8414901200	Parts of electric operated equipment ofsub headings 8414.60/8414.80	90.667	1.210.731	1.404.759	21.199.879
8414901900	Oth parts of electrically operatedequipment	368.128	6.483.948	1.035.481	23.286.023
8414909100	Parts of non electric operated equip ofsubheading 8414.10, 8414.20/8414.40	4.164	405.028	52.130	1.356.854
8414909900	Oth parts of non electrically operatedequipment	138.214	2.262.733	1.454.489	17.048.890
8415100000	Air conditioning mach,windows/wall typesself-contained/split system'	1.795.092	33.207.792	10.147.096	170.229.661
8415811100	Inc.refri,reverse heat pump,used inaircraft of an output <= 21.10 kw	35.248	318.015	71.647	849.037
8415811200	Inc.refri,reverse heat pump,used in aircraft ouput>21.10kw,air flow>67.96m3/min	1.890	141.251	18.126	1.320.887
8415811900	Inc.refri,reverse heat pump,used in aircraft oth.of output >21,10kw/not	497	66.293	5.997	873.552

**I.3. IMPOR MENURUT KOMODITI / IMPORT BY HS COMMODITY**  
**\*\*\* NOPEMBER / NOVEMBER 2008 \*\*\***

H S	Uraian Komoditi Commodity Description	Berat Bersih / Net Weight (Kg)		Nilai / Value C.I.F (US\$)	
		Bulan ini	Kumulatif	Bulan ini	Kumulatif
		Current Month	Cum.Jan. to date	Current Month	Cum.Jan. to date
8415812000	Inc.refri,reverse heat pump,used in rilway rolling stock	0	5.679	0	28.412
8415813000	Inc.refri.reverse heat pump of road invehicles oth those of subhd 8415.20	6.023	9.771	11.251	22.001
8415819100	Refri.revrs heat pump,oth.used aircrafrail,road,output>21.10kw,airfl>67.96m3/m	27.172	66.186	267.837	879.518
8415819900	Refri.revrs heat pump,oth.used aircrafrail,road,output<21.10kw,airfl>67.96m3/m	6.838	176.377	46.279	1.388.971
8415821100	Oth,incorp a refrigerat unit of usedaircraft,output>21.10kw,airfl>67.96m3/m	0	6.640	0	186.218
8415821900	Oth,incorporat.a refri unit of used aircraft oth.output>21.10kw,airfl>67.96m3/m	11.259	53.465	214.275	611.258
8415822000	Oth,incorporating.a refrigerating unitof a kind used in railway rolling stock	0	119.232	0	2.172.997
8415823000	Oth,incorporat.a refri unit of a kinduse in road vhcle oth.those subhd8415.20	792	13.053	25.298	240.447
8415829000	Oth,incorporat.refri unit oth.of a kindused in aircraft,railway,road vehicles	123.048	1.624.383	714.927	11.504.772
8415831900	Not inc. a refri unit,used in aircraftoth of output>21.10kw,airflow >67.96m3/m	0	211	0	12.245
8415833000	Not incorporat.a refri unit of a kindused in road vhcil oth.those subhd8415.20	243	1.179	572	8.927
8415839000	Not incorp a refri unit oth.of a kindused in aircraft,railway,road vehicles	175.215	3.475.034	1.219.376	18.492.389
8415901200	Chassis/cabinet,welded&paint,parts ofmachines of an output <= 21.10 kw	52.370	1.479.926	149.771	3.934.297
8415901900	Oth chassis/cabinet,welded&paint,partof machines of an output<= 21.10 kw	196.708	3.764.672	1.680.177	24.069.627
8415902100	Chassis/cabinet,welded&paint,parts ofmach.of output>21.10 kw,airflow>67.96m3	0	5.484	0	39.257
8415902200	Oth chassis/cabnt,welded&paint,part ofmach.of output>21.10 kw,airflow>67.96m3	26.684	128.284	79.696	378.891
8415902300	Chass/cabinet,welded&paint,part of machof output>21.10 kw,oth airflow>67.96m3	0	127	0	859
8415902900	Oth.chass/cab,welded&paint,part of machof output>21.10kw,oth airflow>67.96m3	39.899	250.760	179.689	2.157.787
8415903190	Cab,weld/paint,part of mach output 26.38-52.75kw,airflow>67.96,oth use air/rail	1.367	44.777	2.598	335.510
8415903200	Oth cabinet,weld/paint,part of mach ofoutput 26.38-52.75kw,air flow>67.96	1.876	20.921	22.594	258.848
8415903390	Cab,weld/paint,part mach output 26.38-52.75kw,oth airflow>67.96,oth use air/rail	0	180	0	1.105
8415903900	Oth cab,weld/paint,part mach of output26.38-52.75kw,airflow>67.96,use air/rail	28	77.224	2.727	417.933
8415904190	Chas/cab,weld/paint,part mach a output>52.75kw,airflow>67.96,oth use air/railw	0	3.732	0	40.373
8415904200	Oth chas/cab,weld/paint,part of mach ofoutput > 52.75kw,air flow>67.96	102.797	1.138.247	1.565.553	18.001.399
8415904390	Chas/cab,weld/paint,part mach a output>52.75kw,oth airflow>67.96,use air/rail	739	115.802	1.696	2.336.228
8415904900	Chas/cab,weld/paint,part mach output>52.75kw,oth airflow>67.96,oth use air/rail	128.685	1.504.430	704.895	8.756.639
8416100000	Furnace burners for liquid fuel	307.847	502.629	928.417	4.099.264
8416200000	Oth furnace burner,includ combinationburners	156.029	3.728.096	461.920	17.785.503
8416300000	Mechanical stokers,including their mechgrate,mech ash discharg&similar app	487.836	1.834.420	1.251.932	5.750.771
8416900000	Parts of furnaces burners for liquid/solid/gas fuel, mechanical stokers	52.006	1.763.489	645.825	12.990.875
8417100000	Furnaces & ovens for the roast,melt/othheat treat,of ore,pyrite metal non-elect	2.735.679	13.464.533	6.885.770	36.764.601
8417200000	Bakery ovens,including biscuit oven,nonelectric	41.213	963.360	219.078	9.046.688
8417800010	Incinerators, non-electric	0	33.246	0	418.435
8417800090	Oth than incinerators, non-electric	161.928	5.863.128	676.795	27.176.074
8417900000	Part furnaces & ovens for the roasting,melting non-electric	108.733	3.184.489	2.075.046	26.757.449
8418101010	Household type, comb refrigrtr-freezecapacity < 230 l	309.386	1.784.256	1.421.288	7.248.590
8418101090	Household type, comb refrigrtr-freezecapacity > 230 l	193.854	3.447.398	979.300	16.292.909
8418109000	Comb refrigrtr-freeze fitted with septextrnl doors, oth than household type	90.788	2.070.330	268.099	6.249.388
8418210010	Refrigerator,household typ with comprestype of capacity not exceeding 230 l	186.602	1.893.676	647.881	6.778.614
8418210090	Refrigerator,household typ with comprestype of capacity > 230 l	65.549	947.368	287.871	4.259.253
8418290010	Refrigerator,household type oth thancompress type of capacity<=230 l	547	70.287	3.174	399.154
8418290090	Refrigerator,household type oth thancompres type of capacity > 230 l	29.063	85.396	131.330	396.055
8418300000	Freezer of the chest type, not exceed800 i capacity	82.123	1.829.912	183.769	4.911.230
8418400000	Freezer of the upright type, not exceed900 i capacity	2.258	32.201	14.090	250.808
8418501000	Refrigerating chambers, capacity > 200 l	30.147	349.833	277.425	1.475.515
8418509000	Refrigerating chambers not exceeding 200capacity	234.773	3.297.966	926.882	15.117.662
8418610000	Heat pump oth than ACmachinesof heading 84.15	2.445	103.137	120.354	1.059.828
8418691000	Beverage coolers	29.680	495.674	164.279	4.013.379
8418692000	Water chillers with a refrigeratingcapacity of 100,000 i/more	184.879	1.264.324	1.457.564	9.493.988
8418693000	Drinking water coolers	8.092	308.544	57.973	2.340.144
8418695000	Scale ice-maker units	8.845	437.785	413.071	1.974.189
8418699000	Oth refrigrtr/freez equip,oth than heatpump oth than air condition mach hd84.15	141.516	2.264.285	794.046	14.302.331
8418911000	Part for good,sub 8418.(10,21,29,30,40),furniture to refri/freez	31.909	768.156	210.170	2.400.406
8418919000	Oth parts furniture designed to receiverefrigerat/freezing equipment	110.684	1.769.466	500.251	6.805.992
8418991000	Evaporators and condensers	203.593	4.027.745	957.823	18.682.513
8418992000	Cabinets and doors, welded/painted	284.709	4.167.318	508.512	7.550.047
8418994000	Aluminium rollbonds for sub 8418.10.10,8418.21, 8418.22 and 8418.29	16.428	490.957	114.832	2.784.127
8418999000	Oth part refrig & freezers equipmentelectric/oth	179.782	3.851.821	1.011.253	15.342.313
8419111000	Instant gas water heaters, for householdtype, non electric	150.647	427.388	1.117.025	3.114.722
8419191000	Instant gas water heaters for oth thanhousehold type, non electric	96.604	230.448	357.965	3.012.070
8419191000	Oth instant gas water heaters for household type,non electric	6.477	70.653	15.228	249.283
8419199000	Oth instant gas water heaters for oththan household type,non electric	92.485	2.038.174	1.693.309	6.418.497
8419200000	Medical,surgical/laboratory sterilisers	18.713	295.486	591.422	8.636.736
8419311010	Evaporators,dryers for agri products,electrically operated	159.391	633.361	505.237	10.723.107
8419311090	Oth.than evaporators,dryers for agriproducts, electrically operated	123.932	1.444.652	410.399	4.208.659
8419312010	Evaporators,dryers for agri products,non electrically operated	62	136.193	1.655	629.160
8419312090	Oth.than evaporators, dryers for agriproducts,non electrically operated	5.606	102.300	8.607	936.845
8419321000	For wood, paper pulp, paper/paperboard,electrically operated	998.486	3.310.783	28.641.334	81.930.162
8419322000	For wood, paper pulp, paper/paperboard,non electrically operated	0	45.255	0	263.825
8419391100	Machinery by a proces involving heatingfor the printed of electrical operated	8.840	164.010	249.769	2.104.814
8419391900	Oth machinery by a process involvingheating for the printed of elect oper	185.261	2.409.244	1.246.146	21.412.827
8419392000	Machinery by a proces involving heatingfor the printed of not electric operat	46.450	111.212	233.481	410.480
8419401000	Distilling/rectifying plantelectrically operated	226.622	2.325.467	5.008.598	29.318.344

**I.3. IMPOR MENURUT KOMODITI / IMPORT BY HS COMMODITY**  
**\*\*\* NOPEMBER / NOVEMBER 2008 \*\*\***

HS	Uraian Komoditi Commodity Description	Berat Bersih / Net Weight (Kg)		Nilai / Value C.I.F (US\$)	
		Bulan ini	Kumulatif	Bulan ini	Kumulatif
		Current Month	Cum.Jan. to date	Current Month	Cum.Jan. to date
8419402000	Distilling/rectifying plantnot electrically operated	165	32.489	5.419	800.080
8419501000	Cooling towers	1.043.133	2.886.721	5.191.615	11.697.736
8419502000	Condensers for air conditionersfor motor vehicles	75.942	812.880	1.139.985	13.838.408
8419503000	Oth condensers for air conditioners	24.981	837.158	185.590	4.701.306
8419504000	Oth condensers electrically operated	475.260	4.270.342	2.674.837	39.475.739
8419509000	Oth condensers not electricallyoperated	377.848	1.666.297	2.681.713	24.315.955
8419601000	Machinery for liquefying air/oth gaseselectrically operated	12.726	401.788	157.013	6.746.976
8419602000	Machinery for liquefying air/oth gasesnot electrically operated	0	35.310	0	466.601
8419811000	Oth.mach.plant & equip for making hotdrinks/for cook/heat food,elect operated	45.284	409.620	126.715	1.856.849
8419812000	Oth.mach.plant&equip for make hot drink/for cook/heat food,not elect operated	10.344	150.990	72.404	1.016.343
8419891100	Evaporators for air-conditioning machfor motor vehicles,electricall operated	79.747	826.208	1.011.482	13.155.405
8419891300	Machinery by a proces involving heatingelectr for the manuf of PCB/PWB's/PCA'	15	57.953	6.560	1.871.661
8419891900	Oth mach for making hot drinks/forcooking/heating food,electricall operate	283.117	3.452.115	3.038.648	37.587.452
8419892000	Oth mach for making hot drinks/forcooking/heating food,not electri operate	543	22.566	15.887	120.806
8419901200	Part mach for the treat.matrial by procinvolve heat,print circuit,wiring,elect	21.999	46.212	76.567	382.058
8419901900	Oth.part mach,the treat.matrial by procinvolve heat,print circuit,wiring,elect	193.702	3.508.579	2.045.196	19.160.477
8419902000	Part mach,plant/laboratory equipment,of non-electrically operated articles	548.216	2.375.275	2.668.285	25.224.652
8420101000	Apprts for the app of dry film/liquidphoto resist,etc, calender/oth roll mach	1.163	71.671	141.194	2.647.411
8420102100	Roller-type ironing mach suitable fordomeestic use	0	115	0	417
8420102900	Wringers suitable for domestic use	0	1.228	0	33.271
8420109000	Oth calendering/oth rolling machin	24.936	809.066	150.900	3.121.623
8420911000	Parts cylinders of apparatus for theappl of dry film,liquid photo resis,etc	0	30.931	0	251.838
8420912000	Parts cylinders for ironing machinesor wringers suitable for domestic use	0	1.990	0	29.222
8420919000	Oth parts cylinders for calenderingor oth rolling machines	3.894	401.762	77.180	1.939.297
8420991000	Oth parts of apparatus for the applicof dry film,liquid photo resist,etc	1.028	14.989	16.286	302.409
8420999000	Oth parts for calendering/othrolling machines	13.292	41.525	277.714	557.257
8421110000	Centrifuges,including centrifugaldryers for cream separators	38.564	65.046	382.943	797.163
8421120010	Clothes-dryers, of capacity notexceeding 30 i	394	16.001	11.324	119.197
8421120020	Clothes-dryers, of capacityexceeding 30 i	0	41.429	0	181.854
8421191000	Centrifuges,including centrifugaldryers for sugar manufacture	7.655	1.812.222	219.789	13.659.181
8421199000	Oth centrifuges,including centrifugaldryers	93.458	2.050.540	1.140.163	10.554.934
8421211100	Filtering machin & appar water electricfor domestic use of a cap <= 500 l/h	34.162	542.326	286.240	3.955.947
8421211900	Oth filter machin& appar water electricof a capacity <= 500 l/h	217.533	2.075.393	1.347.171	14.356.501
8421212100	Filtering machin & apparat water electrfor domestic use of a capacity > 500 l/h	44.989	673.545	256.278	2.276.926
8421212900	Oth filter machin& appar water electricof a capacity > 500 l/h	432.277	3.108.117	7.674.712	34.134.933
8421221000	For filter/purify beverages oth thanwater of a capacity <= 500 l/hr	20.034	87.491	34.342	366.044
8421222000	For filter/purify beverages oth thanwater of a capacity >500 l/hr	2.241	127.136	58.167	2.084.666
8421231100	Oil filters for earth moving machineryinternal cobustion engines	20.376	707.631	352.090	7.907.299
8421231900	Oth oil filters for earth movingmachinery internal cobustion engines	13.060	286.682	149.208	2.890.382
8421232100	Oil filters for motor vehiclesof chapter 87	81.781	754.784	613.875	6.982.672
8421232900	Oth oil filters for motor vehiclesof chapter 87	45.148	1.541.043	552.213	15.306.226
8421239100	Oil filters for oth earth movingmachin and motor vehicles of chapter 87	44.196	1.016.160	423.037	9.074.215
8421239900	Oth oil filters for oth earth movingmachin & motor vehicles of chapter 87	106.548	1.090.396	724.981	9.603.269
8421291000	Filtering/purifying machin & appar formedical/laboratory use	1.695	38.181	79.783	1.105.201
8421292000	Filter/purify mach&apparatus for liquidof a kind used for sugar manufacture	44	217.823	501	2.145.585
8421293000	Filter/purify mach&apparatus for liquidof a kind used in oil drill operations	4.990	165.072	213.808	4.816.418
8421294000	Filter/purify mach&apparatus for liquid,petrol filters	8.661	69.795	127.299	1.142.781
8421295000	Filter/purify mach&apparatus for liquidoil filter oth than those subhd 8421.23	30.568	403.234	278.751	3.007.315
8421299000	Oth filtering machinery & apparatusfor liquids not electrically operated	117.242	2.062.158	2.133.540	26.351.041
8421311000	Intake air filters for inter combustionengines for earth moving machinery	4.300	351.253	43.543	3.312.400
8421312000	Intake air filters for inter combustionengines for motor vehicles of chap 87	97.852	783.002	601.444	6.831.296
8421319000	Oth intake air filters for internalcombustion engines	77.514	1.582.962	884.562	11.175.125
8421391000	Laminar flow units oth than intake airfilter for internal cobustion engines	30.045	171.410	350.645	3.437.196
8421399000	Oth.laminar flow units oth intake airfilter for internal cobustion engines	647.064	5.976.069	14.518.587	74.405.051
8421911000	Parts of goods of subheading 8421.12,of centrifuges,includ centrifugal dryers	1.404	59.345	19.271	497.367
8421912000	Parts of goods of subheading 8421.19.10of centrifuges,includ centrifugal dryers	10.977	100.010	179.573	2.501.315
8421919000	Parts of subhd 8421.11.00/8421.19.90of centrifuges,includ centrifugal dryers	99.690	233.335	2.896.679	6.749.660
8421992000	Parts filter cartridges of filter,subhd8421.23	9.211	198.539	254.228	4.523.317
8421993000	Parts of goods of subheading 8421.31	7.528	525.408	92.555	4.439.732
8421999100	Oth parts of goods of subheading8421.29.20	10.078	23.231	19.572	187.385
8421999200	Oth parts of goods of subheading8421.21.11/8421.21.21	125.645	784.338	510.470	4.056.233
8421999300	Oth part of subhd 8421.31,8421.23.11,8421.23.19,8421.23.91/8421.23.99	12.292	395.703	200.307	5.294.948
8421999900	Oth parts of sentrifugal, includingcentrifugal dryers	214.801	2.461.619	2.324.258	30.165.533
8422111000	Dish washing machin of the household type,electrically operated	5.716	74.443	51.306	485.067
8422120000	Dish washing machin of the household typenot electrically operated	0	1.826	0	4.613
8422190000	Dish washing machines of the othhousehold type	16.199	224.011	369.830	3.221.221
8422200000	Machinery for cleaning/drying bottlesoth containers	4.472	188.681	49.083	4.032.762
8422300000	Machinery for filling,closing, sealing,or labelling bottles, cans, boxes,etc	209.595	1.663.545	4.795.188	60.044.092
8422400000	Oth packing/wrapping machinery(including heat-shrink wrapping mach)	136.133	3.012.384	3.662.324	116.528.388
8422901000	Part of goods of subheading 8422.11	63	3.938	1.233	97.459
8422909000	Part goods of subhd 8422 of oth thansubheading 8422.11	164.014	923.137	1.820.479	22.941.180
8423101000	Personal weighing machin,including baby&household scales,electrically operatec	8.343	248.479	34.394	1.009.875
8423102000	Personal weighing machin,including baby& household scales,not electric operate	56.813	1.130.504	71.662	1.811.976

**I.3. IMPOR MENURUT KOMODITI / IMPORT BY HS COMMODITY**  
**\*\*\* NOPEMBER / NOVEMBER 2008 \*\*\***

H S	Uraian Komoditi Commodity Description	Berat Bersih / Net Weight (Kg)		Nilai / Value C.I.F (US\$)	
		Bulan ini Current Month	Kumulatif Cum.Jan. to date	Bulan ini Current Month	Kumulatif Cum.Jan. to date
8423201000	Scales for continuous weighing of goods on conveyors, electrically operated	206.210	300.834	910.535	4.068.613
8423202000	Scales for continuous weighing of goods on conveyors, not electrically operated	0	14.110	0	37.787
8423301000	Constant weight scales, predetermined weightscales & hopper scales, electric operated	2.977	164.501	192.900	2.382.664
8423302000	Constant weight scales, predetermined weightscales & hopper scales, not electric operated	10	195.900	29	714.200
8423811000	Other weighing machinery, maximum capacity <= 30 kg, electrically operated	13.455	107.525	101.799	1.435.604
8423812000	Other weighing machinery, maximum capacity <= 30 kg, not electrically operated	25.748	241.720	77.176	681.353
8423821100	Other weighing machines, having a maximum weighing capacity <= 1 000 kg, electric operated	1.924	36.213	20.895	524.526
8423821900	Other weighing machines, other having a maximum weighing capacity <= 1 000 kg, electric operated	10.254	99.711	11.824	214.922
8423822100	Other weighing machines, having a maximum weighing capacity <= 1 000 kg, not electric	13	71.909	27	153.481
8423822900	Other weighing machines, other having a maximum weighing capacity <= 1 000 kg, not electric	13.391	209.827	68.121	1.661.885
8423891000	Other weighing machines, capacity exceeds 30 kg or not but not exceeding 5 000 kg, electric	57.992	610.156	210.781	3.237.807
8423892000	Other weighing machines, capacity > 30 kg and <= 5,000 kg, not electric	10.634	152.671	22.152	334.216
8423901000	Weighing machine weights	7.288	73.305	182.824	529.930
8423902100	Weighing machine weights, not electrically operated	43.928	374.350	1.206.579	12.391.197
8423902900	Parts of weighing machinery, electrically operated	5.616	102.424	70.248	699.093
8424101000	Fire extinguishers, whether or not charged suitable for aircraft use	0	5.339	0	21.860
8424109000	Fire extinguishers, whether or not charged for other aircraft use	59.130	483.371	218.318	2.691.238
8424201100	Spray guns & similar appliances for agricultural/horticultural, electric operated	33	2.075	673	16.308
8424201900	Spray guns & similar appliances for agricultural/horticultural, not electric operated	133	22.365	5.669	641.523
8424202900	Spray guns & similar appliances for agricultural/horticultural, not electric	0	23.245	0	68.395
8424301000	Steam/sand blasting machines, electrically operated	107.302	1.456.969	646.488	12.189.728
8424302000	Steam/sand blasting machines, not electrically operated	9.380	117.168	181.181	1.427.190
8424811000	Other mechanical appliances for agricultural/horticultural, drip irrigation systems	14.920	220.725	127.844	1.648.487
8424812000	Other mechanical appliances for agricultural/horticultural, drip irrigation systems, electric	5.073	188.037	20.717	747.376
8424813000	Other mechanical appliances for agricultural/horticultural, hand-operated insecticide sprayers	30.208	527.244	136.463	1.845.838
8424814000	Other mechanical appliances for agricultural/horticultural, not electrically operated	30.515	589.707	74.477	2.742.398
8424891000	Hand operated household sprayers of capacity not exceeding 3 l	6.679	428.236	34.440	1.111.591
8424892000	Other appliances for agricultural/horticultural, spray heads with dip tubes	58.004	456.653	171.660	1.568.828
8424894000	Wet processing equipment, by projecting, dispersing/spraying of chemical, etc	662	57.380	9.789	346.157
8424895000	Other appliance for projecting, dispersing/spraying liquids/powders/fire, electric	12.426	845.706	425.749	6.184.259
8424899000	Other appliance for projecting, dispersing/spraying liquid/powders/fire, not electric	30.089	453.726	367.455	3.599.699
8424901100	Parts of fire extinguisher, electrically operated	42.001	79.173	672.335	2.049.929
8424901900	Parts of fire extinguisher, not electrically operated	221.430	876.144	2.357.850	7.750.209
8424902100	Parts of spray guns, of goods of subhead 8424.20.11, electrically operated	0	2.606	0	11.527
8424902300	Parts of spray gun, other than goods of subhead 8424.20.11, electrically operated	456	23.632	15.439	444.264
8424902400	Parts of spray gun, of goods of subhead 8424.20.11, not electrically operated	5.523	17.350	16.307	50.102
8424902900	Other parts of spray guns and similar appliances	13.761	126.937	179.282	1.636.578
8424903100	Parts of steam/sand blasting machine & similar jet projecting machine, electric	4.435	140.885	95.862	1.135.266
8424903200	Parts of steam/sand blasting machine & similar jet projecting machine, non electric	394	85.319	6.079	895.102
8424909100	Parts of other appliance of subhead 8424.81.10/8424.81.20	0	19.049	0	87.258
8424909200	Parts of other appliance of subhead 8424.81.30/8424.81.40	2.153	51.070	10.409	195.803
8424909900	Other mechanical appliances (whether or not hand operated)	46.545	1.285.226	642.709	13.392.539
8425110000	Pulley tackle & hoists other than skip for raising vehicles, by electric motor	435.912	1.720.171	4.020.308	13.166.239
8425190000	Pulley tackle & hoists other than skip for raising vehicles, other than electric motor	647.408	3.361.184	3.557.120	22.163.784
8425310000	Other winches; capstans, powered by electric motor	33.575	1.219.264	101.915	8.718.736
8425390000	Other winches; capstans, other than powered by other electric motor	221.962	4.392.347	2.041.336	36.071.264
8425410000	Jacks hoists of built in jacking system of a type used in garages	33.475	526.313	83.679	1.522.132
8425421000	Jacks used in tipping mechanism for lorries	16.285	182.365	93.179	498.297
8425429000	Other jacks and hoists, hydraulic	686.423	8.125.355	1.396.629	26.374.155
8425491000	Other jacks; hoists of a kind used for raising vehicles, electrically operated	17.171	412.570	203.588	3.849.175
8425492000	Other jacks; hoists of a kind used for raising vehicles, not electrically operated	49.175	1.516.764	65.808	2.742.878
8426110000	Overhead traveling cranes on fixed support	2.575.741	5.776.236	13.124.427	26.913.657
8426120000	Mobile lifting frames on tyres and straddle carriers	232.844	4.552.103	932.364	18.204.763
8426191000	Bridge cranes and gantry cranes	112.198	4.268.105	465.875	14.070.191
8426199000	Other bridge cranes and gantry cranes	1.649.692	19.776.313	4.245.184	120.637.055
8426200000	Tower cranes	687.476	4.653.085	3.736.630	15.249.666
8426300000	Portal/pedestal jib cranes	249.039	1.131.268	842.309	10.940.645
8426410000	Other machinery, self propelled, on tyres	419.860	2.934.492	3.935.306	23.605.388
8426490000	Other machinery, self propelled, other than on tyres	61.260	2.680.403	555.561	16.068.341
8426910000	Other derricks machinery designed for mounting on road vehicles	84.849	670.289	243.378	2.303.828
8426990000	Other derricks machinery designed for mounting on road vehicles	302.063	3.748.654	1.988.483	28.031.054
8427100000	Self-propelled trucks powered by an electric motor	519.734	4.540.981	2.642.932	22.677.643
8427200000	Other self-propelled trucks	1.213.322	16.679.342	5.866.188	74.939.150
8427900000	Other trucks	123.171	4.027.468	425.109	14.730.078
8428101000	Passenger lifts	1,086,969	10,011,761	4,191,157	33,143,007
8428102100	Other lifts of a kind used in buildings	309.575	445.020	1.067.195	1.498.514
8428102900	Other lifts other than of a kind used in buildings	157.919	956.410	1.094.425	4.929.108
8428109000	Skip hoists	6.817	321.908	39.491	719.026
8428201000	Pneumatic elevators and conveyors for agricultural use	14.246	390.701	16.535	1.405.607
8428202000	Automated machines for the transport, handling & storage of PCB/PWBs/PCAs	0	64.624	0	1.195.000
8428209000	Other pneumatic elevators & conveyors	55.617	1.300.677	368.053	14.709.411
8428310000	Other continuous act elevators & conveyors specially designed for underground use	0	90.274	0	827.396
8428321000	Other continuous act elevators & conveyors of bucket type, used for agricultural type	956	21.377	1.032	210.374

**I.3. IMPOR MENURUT KOMODITI / IMPORT BY HS COMMODITY**  
**\*\*\* NOPEMBER / NOVEMBER 2008 \*\*\***

H S	Uraian Komoditi Commodity Description	Berat Bersih / Net Weight (Kg)		Nilai / Value C.I.F (US\$)	
		Bulan ini	Kumulatif	Bulan ini	Kumulatif
		Current Month	Cum.Jan. to date	Current Month	Cum.Jan. to date
8428329000	Oth continuous act elevators & conveyors of bucket type, oth used for agri type	255.027	2.338.607	2.258.475	15.167.742
8428331000	Oth continuous act elevators & conveyors of belt type, of agricultural type	0	11.850	0	25.186
8428332000	Automated mach for the transport, hand & storage of PCB/PWBs, belt type	3.915	570.941	144.816	2.953.834
8428339000	Oth continuous act elevators & conveyors, oth of belt type	523.306	3.024.014	2.588.495	18.554.156
8428391000	Pneumatic elevators and conveyors of agricultural type	0	20.511	0	249.985
8428393000	Oth automated machin for transport, hand & storage of PCB/PWBs/PCAs	0	4.779	0	275.105
8428399000	Oth continuous-action elevators & conveyors, for goods/materials	283.230	2.609.661	2.543.559	20.842.036
8428400000	Escalators and moving walkways	170.479	7.384.847	371.156	17.269.707
8428600000	Teleferics, chair-lifts, ski-draglines; traction mechanisms for funiculars	160	60.286	9.041	335.870
8428902000	Oth lifting, handling, loading/unloading mach, hand & storage of PCB/PWBs/PCAs	12.235	20.418	198.878	373.755
8428909000	Oth mach, oth than lift, hand, load/unload mach, hand & storage of PCB/PWBs/PCA	209.165	2.125.758	1.183.604	17.157.891
8429110000	Track laying, bulldozers and angledozers	2.216.967	18.908.213	15.831.180	132.301.904
8429190000	Bulldozer & angledozers oth track laying	1.050.130	8.491.965	5.116.624	47.587.712
8429200000	Graders and levellers	2.123.276	13.674.793	15.509.711	105.672.796
8429300000	Scrapers	71.312	343.769	113.903	785.511
8429401000	Road rollers	82.270	3.376.213	281.616	9.576.918
8429403000	Tamping machines	186.266	7.416.836	1.071.827	37.666.668
8429510000	Front-end shovel loaders, mechanical excavators and shovel loaders	1.254.787	20.724.125	6.723.764	109.846.439
8429520000	Mach with a 360, revolving super struct, mech shovels, excavators and shove loac	7.628.754	118.511.447	30.731.871	519.720.359
8429590000	Mech shovels, excavators & shove loader oth front-end shovel, mach. with a 360	1.301.718	10.196.512	4.939.528	52.431.528
8430100000	Pile-drivers and pile-extractors	154.096	4.506.841	334.217	13.966.101
8430200000	Snow-ploughs and snow-blowers	210	22.593	16.642	27.407
8430310000	Coal/rock cutters and tunneling machinery, self-propelled	26.841	1.140.039	557.942	4.262.265
8430390000	Coal/rock cutters and tunneling machinery, oth than self-propelled	86.093	916.577	945.869	3.275.759
8430410000	Oth boring/sinking machinery self-propelled	202.205	4.151.788	2.145.953	50.512.479
8430491000	Wellhead platforms & integrated prod modules for use in drilling production	66.891	2.374.225	205.064	14.359.863
8430499000	Oth wellhead platforms & integrat prod modules for use in drilling production	988.699	11.935.814	6.066.350	83.856.024
8430500000	Oth moving, grading, levelling, scraping machinery, self-propelled	462.706	1.813.074	796.668	12.116.782
8430610000	Tamping/compacting machinery, not self-propelled	10.035	442.661	95.456	2.242.346
8430690000	Oth machinery of hedaing 84.30, not self-propelled	17.514	852.116	21.297	4.375.516
8431101300	Parts suitable for of goods of subhead 8425.19, 8425.39 or 8425.49, electric operat	32.682	394.000	229.104	2.097.878
8431101900	Oth parts suitable for of goods of heading 84.25, electrically operated	430.438	1.964.149	1.066.060	10.929.980
8431102200	Part suitable for goods of sub 8425.11, 8425.20, 8425.31, 8425.41, 8425.42, not elec	68.223	372.752	219.679	1.960.899
8431102900	Oth parts suitable for of goods of heading 84.25, not electrically operated	97.068	1.175.963	374.785	4.892.541
8431200000	Parts suitable for goods of head 84.27	111.533	1.688.279	782.656	13.885.927
8431311000	Parts of goods of shd 8428.10, (21,29), 8428.10.90, of lift skip hoist/escalators	178.211	2.971.128	362.090	5.276.709
8431312000	Parts of goods of shd 8428.10.10, 8428.40.00, of lift skip hoist/escalators	105.138	2.546.648	359.722	7.222.989
8431391000	Part suitable for goods sub 8428.20.10, 8428.32.10, 8428.33.10/8428.39.10	698	135.349	10.977	2.407.195
8431392000	Parts suitable for goods of subheading 8428.90	2.060	44.467	47.558	786.707
8431394000	Part of auto mach. for transport/storage of PCB/PWBs/PCAs	285	94.345	7.765	1.020.536
8431399010	Part of oth lift, hand/load mach, telph/conveyor	298.077	3.283.985	3.376.945	30.632.920
8431399090	Oth parts of machinery of head 84.25	7.018	580.285	135.507	4.417.933
8431410000	Buckets, shovels, grabs and grips, of mach of head 84.26, 84.29/84.30	651.865	8.992.302	3.484.300	61.160.931
8431420000	Bulldozer/angledozer blades of mach of heading 84.26, 84.29/84.30	199.666	4.582.965	845.002	24.081.160
8431430000	Parts of boring/sinking mach of subhead 8430.41/8430.49	2.629.949	22.771.786	26.510.521	313.532.342
8431491000	Parts of machinery of heading 84.26	269.468	4.533.376	1.992.334	25.364.671
8431492000	Cutting edges/end bits for scrapers, graders/levellers	3.033.727	23.293.622	5.661.011	47.360.165
8431493000	Parts of road rollers	112.107	3.403.900	448.543	26.059.863
8431499000	Oth parts of machinery of heading 84.26, 84.29/84.30	6.352.461	73.022.875	37.493.625	435.577.190
8432100000	Ploughs	1.607	109.241	9.739	325.771
8432210000	Disc harrows	11.260	53.820	52.404	173.600
8432290000	Scarifiers, cultivators, weeders, hoes and oth harrows	20.138	217.589	276.508	1.137.205
8432300000	Seeders, planters and transplanters	0	16.597	0	447.559
8432400000	Manure spreaders & fertiliser distributo	891	30.065	9.986	238.070
8432801000	Oth machinery for soil preparation/cultivation; of agricult/horticultur typ	40.986	301.549	367.678	2.405.355
8432802000	Lawn/sports-ground rollers	0	5.918	0	51.293
8432809000	Oth machinery for soil preparation/cultivation	12.436	82.863	135.627	529.498
8432901000	Parts of machinery of subheading 8432.80.90	23.811	37.061	217.721	339.129
8432902000	Parts of lawn/sport-ground rollers	0	193	0	4.776
8432909000	Parts oth machinery for soil preparation/cultivation	29.995	335.074	115.913	2.310.661
8433110000	Mowers for lawns, parks/sports-ground with the cutting device rotate horizont	62.887	897.851	402.210	3.584.802
8433191000	Mowers for lawns, parks/sports-ground manually operated	537	32.057	1.487	98.935
8433199000	Oth mowers for lawns, parks/sport grounds, oth than manually operated	121.270	2.062.876	743.446	8.274.399
8433200000	Oth mowers, including cutter bars for tractor mounting	4.543	293.927	36.718	1.004.505
8433300000	Oth haymaking machinery	0	2.872	0	35.910
8433400000	Straw/fodder baler, including pick-up	0	2.530	0	12.999
8433510000	Combined harvester-threshers macinery	7.500	22.287	8.844	51.799
8433520000	Oth threshing machinery	0	15.025	0	48.322
8433530000	Root/tuber harvesting machines	0	920	0	31.851
8433591000	Cotton pickers and cotton gins	0	53	0	133
8433599000	Oth cotton pickers and cotton gins	3.124	57.086	22.489	401.936
8433601000	Machin for cleaning, sorting/grading eggfruit/oth agricultur prod, electric	473	8.945	191	308.229
8433602000	Machin for cleaning, sorting/grading eggfruit/oth agricultur prod, not electric	0	243	0	837



**I.3. IMPOR MENURUT KOMODITI / IMPORT BY HS COMMODITY**  
**\*\*\* NOPEMBER / NOVEMBER 2008 \*\*\***

HS	Uraian Komoditi Commodity Description	Berat Bersih / Net Weight (Kg)		Nilai / Value C.I.F (US\$)	
		Bulan ini Current Month	Kumulatif Cum.Jan. to date	Bulan ini Current Month	Kumulatif Cum.Jan. to date
8433901000	Part mach:castor,of diameter(inc yres)>100mm,<= 250mm,width wheel =30mm	1.135	8.100	14.031	127.224
8433902000	Parts mach:castor,oth of goods of subhd8433.11/8433.19.90	25.708	246.183	76.268	782.030
8433903000	Parts mach:castor,oth of goods of subhd8433.19.10	0	3.517	0	7.650
8433909000	Parts mach: oth castors	3.746	244.873	85.996	863.429
8434101000	Milking machines, electricallyoperated	0	55.539	0	1.236.399
8434102000	Milking machines,not electricallyoperated	0	22	0	226
8434201000	Dairy machinery, electrically operated	931	179.081	105.690	9.102.083
8434202000	Dairy mach, not electrically operated	0	11.104	0	640.818
8434901000	Parts of milking & dairy mach.of electoperated machines	4.109	84.547	115.500	3.222.779
8434902000	Parts of milk & dairy mach of non electoperated machines	7.779	34.243	137.978	460.086
8435101000	Presses,crushers & manufacture of wine,cider,fruit juices,electric operated	112.941	1.760.351	814.626	11.377.658
8435102000	Presses,crushers & manufacture of wine,cider,fruit juices,not electri operated	1.005	57.670	1.566	136.072
8435901000	Parts of presses,crushers & manufactureof wine,cider,fruit juices,electr opera	1.075	238.296	9.442	992.779
8435902000	Parts of presses,crushers & manufactureof wine,cider,fruit juices,not electric	145	6.216	558	104.031
8436101000	Machinery for preparing animal feedingstuffs, electrically operated	122.113	934.489	319.714	4.907.477
8436102000	Machinery for preparing animal feedingstuffs, not electrically operated	0	24.114	0	35.454
8436211000	Poultry incubators & brooders,electrically operated	75.066	539.039	828.317	5.725.456
8436212000	Poultry incubators & brooders,not electrically operated	0	23.467	0	291.960
8436291000	Oth poultry-keeping machinery,electrically operated	190.725	567.241	831.810	2.991.521
8436292000	Oth poultry-keeping machinery,not electrically operated	48.478	362.839	67.923	1.434.886
8436801100	Germination plant mach, agriculturalor horticultural type,electric operated	0	536.283	0	948.631
8436801900	Oth germination plant machineryelectric operated	31.222	154.791	57.185	518.858
8436802100	Germination plant machin, agriculturalor horticultural type,not electric	0	30.768	0	181.233
8436802900	Oth germination plant machinery, notelectric operated	7.917	65.904	24.826	191.668
8436911000	Parts of poultry-keeping machinery/poultry,incubator & brooders,electric	7.861	289.107	180.538	2.793.884
8436912000	Parts of poultry-keeping machinery/poultry,incubator&brooders,not electric	117	48.021	1.152	396.338
8436991100	Parts oth of poultry-keeping machin,agri & horti type,electric operated	12.640	106.340	5.470	1.611.296
8436991900	Parts oth of poultry-keeping machin,oth than agri&horti type,elect operated	3.320	136.135	57.715	1.209.210
8436992100	Parts oth of poultry-keeping machin,agri & horti type,not electric operated	695	38.516	18.425	687.598
8436992900	Parts oth of poultry-keeping machin,oththan agri&horti type,not elect operated	105.301	1.010.759	411.259	3.569.158
8437101000	Machinery for bread grains;winnowing &cleaning machin, electrically operated	12.550	218.505	60.000	2.409.291
8437102000	Machinery for bread grains;winnowing &cleaning machines,not electric operated	0	16	0	2.618
8437103000	Mach for clean,sorting/grad seed,graindried leguminous vegetables,oth, elect	132.466	1.740.217	1.291.021	23.785.008
8437104000	Mach for clean,sorting/grad seed,graindried leguminous vegetable,oth,not elect	2.000	4.734	6.478	38.516
8437801000	Machinery for rice hullers & cone typerice mills,electrically operated	205.269	1.032.837	198.636	1.503.383
8437802000	Machinery for rice hullers & cone typerice mills,not electrically operated	22.299	655.664	16.129	624.481
8437803000	Machinery for industrial type coffeeand corn mills,electrically operated	4.206	152.012	18.051	2.940.600
8437804000	Machinery for industrial type coffee& corn mills,not electrically operat	21.569	433.305	15.396	608.744
8437805100	Polishing machines for rice,sifting andsieving,bran cleaner,electric operate	7.821	174.758	12.684	302.544
8437805900	Oth polishing mach for rice,sifting andsieving,bran cleaner,electric operate	13.698	370.247	57.150	695.420
8437806100	Polishing machines for rice,sifting andsieving,bran cleaner,not electric	40.880	859.748	27.729	1.289.231
8437806900	Oth polishing mach for rice,sifting andsieving,bran cleaner,not electric	14.519	363.689	41.271	485.088
8437901100	Parts of machin of subheading 8437.10,electrically operated	29.582	370.861	293.345	3.789.161
8437901900	Parts of machines oth than of subhead8437.10,electrically operated	120.859	8.825.461	253.245	6.646.760
8437902100	Parts of machines of subheading 8437.10,not electrically operated	490	17.219	15.222	96.241
8437902900	Oth parts of machines of subheading8437.10, not electrically operated	29.375	376.833	223.933	1.350.908
8438101000	Bakery mach,macaroni,spaghetti/similarproducts, electrically operated	307.757	2.600.058	4.280.990	42.602.356
8438102000	Bakery mach,macaroni,spaghetti/similarproducts, not electrically operated	2.466	316.312	9.087	1.242.991
8438201000	Mach for the manufac of confectionary,cocoa/chocolate, electrically operated	36.783	544.429	260.234	9.382.410
8438202000	Mach for the manufac of confectionary,cocoa/chocolate,not electric operated	200	26.179	3.960	251.431
8438301000	Mach for sugar manufac, electricallyoperated	196.880	2.899.530	92.760	9.383.939
8438302000	Machinery for sugar manufacture,not electrically operated	212.643	498.784	1.427.399	4.448.091
8438401000	Brewery machinery, electrically operated	497	7.599	1.950	12.830
8438402000	Brewery machinery, not electricallyoperated	0	230	0	2.155
8438501000	Mach for the preparation of meat/poultry,electrically operated	21.357	381.002	190.689	4.755.731
8438502000	Mach for the preparation of meat/poultry,not electrically operated	7.087	160.907	6.947	219.044
8438601000	Machiner for the preparation of fruits,nuts/vegetab, electrically operated	8.195	449.259	32.241	5.102.961
8438602000	Machiner for the preparation of fruits,nuts/vegetab, not electric operated	0	177.803	0	275.710
8438801100	Coffee pulpers, electrically operated	0	14.802	0	208.500
8438801200	Coffee pulpers, not electricallyoperated	0	3.537	0	12.209
8438809100	Oth coffee pulpers,electric operated	109.620	872.792	1.318.814	15.353.519
8438809200	Oth coffee pulpers,not electric operated	1.999	109.148	7.459	163.066
8438901100	Parts of goods of subheading 8438.30.10electrically operated	80	706.559	2.400	5.113.838
8438901200	Part of coffee pulper,electric operatedmachines	0	1.266	0	6.298
8438901900	Parts of oths goods of heading 84.38electrically operated	22.477	268.802	222.427	3.727.877
8438902100	Parts of goods of subheading 8438.30.20not electrically operated	535	37.646	8.688	317.943
8438902900	Parts of oth goods of heading 84.38.20of coffee pulpers,not electric operated	20.386	904.668	179.036	6.819.087
8439100000	Machinery for making pulp of fibrouscellulosic material	79.360	606.443	4.704.978	10.739.888
8439200000	Machinery for making paper/paperboard	1.053.634	13.601.024	2.773.383	129.889.187
8439300000	Machinery for finishing paper/paperboard	353.369	1.404.890	5.149.635	20.298.203
8439911000	Part of machin for mak pulp of fibrouscellulosic material,electrically operat	61.105	1.577.577	785.504	47.554.228
8439912000	Part of machin for mak pulp of fibrouscellulosic material,not electric operat	384	7.696.344	11.445	169.675.369
8439991000	Parts for making/finishing paper/paperboard, electrically operated	341.750	10.267.601	6.661.828	217.725.405

I.3. IMPOR MENURUT KOMODITI / IMPORT BY HS COMMODITY

\*\*\* NOPEMBER / NOVEMBER 2008 \*\*\*

H S	Uraian Komoditi Commodity Description	Berat Bersih / Net Weight (Kg)		Nilai / Value C.I.F (US\$)	
		Bulan ini Current Month	Kumulatif Cum.Jan. to date	Bulan ini Current Month	Kumulatif Cum.Jan. to date
8439992000	Parts for making/finishing paper/paperboard, not lectrically operated	2.671	121.469	81.314	2.506.382
8440101000	Book-binding mach, includ book-sewing,electrically operated	64.695	573.774	874.731	9.452.693
8440102000	Book-binding mach, includ book-sewing,not electrically operated	3.445	36.463	9.142	101.068
8440901000	Parts of book binding & sewing machineselectrically operated machines	110	14.698	2.362	583.688
8440902000	Parts of book binding & sewing machinesnot electrically operated machines	208	8.034	2.623	163.201
8441101000	Cutting machines, electrically operated	254.659	3.505.486	3.273.853	24.727.495
8441102000	Cutting mach, not electrycally operated	21.691	327.062	61.873	2.188.278
8441201000	Machin for making bags,sacks/envelopeselectrically operated	33.857	236.775	108.512	1.948.938
8441202000	Machin for making bags,sacks/envelopesnot electrically operated	0	4.998	0	13.489
8441301000	Mach for mak cartons,boxes,cases,tubedrum/similar containers,electric operat	10.416	663.381	26.594	6.705.092
8441302000	Mach for making carton,boxes,cases,tubedrums/similar containers,not electric	0	228	0	7.204
8441401000	Machines for moulding articles in paperpulp,paper/paperboard,electri operat	1.283.949	6.690.057	3.517.929	19.960.111
8441402000	Machines for moulding articles in paperpulp, paper/paperboard, not electric	5.080	12.327	5.764	28.335
8441801000	Oth machinery for making up paper pulp,paper/paperboard,electrically operat	246.742	1.878.321	2.578.675	16.046.216
8441802000	Oth machinery for making up paper pulp,paper/paperboard,not electric operat	4.164	346.338	14.013	1.743.133
8441901000	Part of machin for mak up paper pulp,paper/paperboar,cutting mach,elec opert	103.309	866.540	742.049	11.322.787
8441902000	Parts of machin for mak up paper pulp,paper/paperboa,cutting mach,not elec op	1.780	40.530	14.207	574.269
8442301000	Machinery, apparatus and equipment,electrically operated	8.327	490.411	513.791	12.363.424
8442302000	Machinery, apparatus and equipment,not electrically operated	793	8.588	25.439	128.157
8442401000	Parts of electrically operated machin,apparatus/equipment	9.885	185.242	161.170	2.848.085
8442402000	Parts of the foregoing mach,apparatus/equipment,non electrically operated	677	18.001	28.865	563.606
8442500000	Plate,cyls&oth.print comp.plates,cyl &lithograph stones,prepared print purpose	17.548	214.403	182.108	4.214.069
8443110000	Print.mach.used for print by mean platescyl&oth print,offset print mach,reef fed	561.800	4.848.811	4.240.733	37.930.636
8443120000	Print.mach.use,print by mean plate cyl&oth print,offset print mach,sheetfed,off	8.885	199.623	22.702	6.332.792
8443130000	Oth offset printing machinery	303.225	2.721.446	1.560.184	33.668.381
8443140000	Letterpress printing mach, reel-fed,excluding flexographic printing	5.015	108.559	9.552	1.775.448
8443150000	Letterpress printing mach,oth than reefed, excluding flexographic printing	41.662	112.163	364.775	515.086
8443160000	Flexographic printing machinery	10.750	431.041	55.800	5.341.954
8443170000	Gravure printing machinery	68.280	1.035.485	262.519	13.457.625
8443190000	Oth than gravure,flexografhic,letterpress,oth offset printing mach	285.759	2.494.729	1.089.501	37.126.056
8443311010	Printer-copier,ink-jet,color,capable ofconnecting to a data machine/network	216.890	2.272.872	2.075.467	20.179.865
8443311090	Printer-copier,ink-jet proces,no color,capable of connect to data mach/network	6.137	173.206	55.113	1.009.594
8443312010	Printer-copier,laser proces,color,capable connect to data mach/network	23.121	91.219	318.417	2.604.332
8443312090	Printer-copier,laser proces,no color,capable connect to data mach/network	103.831	435.502	919.920	5.507.447
8443313010	Combination printer-copier-facs mach,color,connect to data mach/network	69.849	336.041	1.262.514	6.873.656
8443313090	Combination printer-copier-facs mach,no color,connect to data mach/network	36.741	635.130	705.958	10.796.713
8443319010	Oth mach which perform >= 2 functionof printing,copying/facsimile; color	63.720	71.731	679.140	1.483.391
8443319090	Oth mach which perform >= 2 function ofprinting,copying/facsimile,no color	37.110	802.504	133.800	3.147.663
8443321010	Dot matrix printer,color,capable ofconnect to data machine/network	66	13.256	6.850	222.551
8443321090	Dot matrix printer,no color,capable ofconnect to data machine/network	75.292	505.013	2.213.921	12.270.942
8443322010	Ink-jet printer,color,capable ofconnect to a data machine/network	482.838	7.264.156	5.426.817	60.806.828
8443322090	Ink-jet printer,no color,capable ofconnect to a data machine/network	24.479	679.963	147.881	5.927.304
8443323010	Laser printer,color,capable of connectto a data machine/network	42.134	361.822	876.931	6.518.461
8443323090	Laser printer,no color,capable ofconnect to a data machine/network	5.090	420.558	29.877	5.088.945
8443324090	Facsimile machine,no color,capable ofconnect to a data machine/network	14.360	199.182	137.911	2.019.617
8443325010	Mach of screen print machinery,color,capable of connect to data mach/network	0	546	0	21.816
8443325090	Mach of screen print machinery,no color,capable of connect to data mach/netwoi	0	18.285	0	84.090
8443329010	Mach of oth material,color,capable ofconnect to data machine/network	1.732	9.839	53.618	257.844
8443329090	Mach of oth material,no color,capableof connect to data machine/network	725	12.154	60.010	304.117
8443391100	Electrostatic photocopy apparatus,directprocess, color	0	102	0	1.437
8443391900	Electrostatic photocopy apparatus,directprocess, no color	354.168	3.251.883	500.024	4.608.584
8443392010	Electrostatic photocopy apparatus,in-direct process,color	744	7.164	13.307	257.884
8443392090	Electrostatic photocopy apparatus,in-direct process,no color	13.777	248.654	352.437	5.991.435
8443393090	Oth photocopy apparatus incorporating,optical system,no color	25.089	292.363	51.440	1.250.579
8443394010	Ink-jet printer,color,not capable ofconnect to data machine/network	0	14.554	0	127.721
8443394090	Ink-jet printer,no color,not capableof connect to data machine/network	0	1	0	123
8443399090	Oth print mach,no color,not capable ofconnect to data machine/network	142	13.359	1.087	180.040
8443910000	Part & accessori of print machinery usedfor print by component of head 84.42	68.791	971.121	1.127.670	13.618.143
8443991000	Part & accessori of screen print machi-nery for manufact of print circuit board	0	62.820	0	1.371.802
8443992000	Ink-filled printer cartridges	140.101	2.780.556	2.180.514	65.416.681
8443993000	Paper feeders and sorters	459	11.655	2.747	298.258
8443999000	Oth part & accessori of screen printingmachinery	774.647	5.690.110	19.696.674	135.247.225
8444100000	Mach for extrude,texture/cut man-madetextile material,electric operate	97.719	827.568	957.148	10.626.081
8444200000	Mach for extrude,texture/cut man-madetextile material,not electric operate	18.238	139.574	79.567	358.835
8445111000	Carding machines,electrically operated	180.016	2.535.192	126.000	16.961.004
8445112000	Carding machines,not electricallyoperated	2.923	103.951	8.824	276.038
8445121000	Combing machines, electrically operated	0	90.431	0	1.236.763
8445131000	Drawing/roving machines,electricallyoperated	24.761	1.335.767	18.678	6.576.922
8445132000	Drawing/roving machines,not electrically operated	0	68.570	0	503.129
8445191000	Other machines for preparing textilefibres; electrically operated	60.524	1.094.488	732.818	9.575.074
8445192000	Other machines for preparing textilefibres; not electrically operated	13	56.940	21	1.497.732
8445201000	Textile spinning machines;electrically operated	83.297	5.969.643	670.822	40.195.699
8445301000	Textile doubling/twisting machines;electrically operated	84.621	1.017.272	75.500	4.368.690

**I.3. IMPOR MENURUT KOMODITI / IMPORT BY HS COMMODITY**  
**\*\*\* NOPEMBER / NOVEMBER 2008 \*\*\***

H S	Uraian Komoditi Commodity Description	Berat Bersih / Net Weight (Kg)		Nilai / Value C.I.F (US\$)	
		Bulan ini	Kumulatif	Bulan ini	Kumulatif
		Current Month	Cum.Jan. to date	Current Month	Cum.Jan. to date
8445302000	Textile doubling/twisting machines;not electrically operated	0	1.480	0	9.168
8445401000	Textile winding(including weft-winding)or reeling machin,electrically operated	208.566	2.549.697	2.086.557	39.164.607
8445402000	Textile winding(including weft-winding)or reeling machin,notelectric operated	0	32.186	0	521.067
8445901000	Oth machinery for preparing textile,electrically operated	18.444	426.268	343.116	5.983.863
8445902000	Oth machinery for preparing textile,not electrically operated	17.098	154.634	231.718	700.741
8446101000	Machines for weaving fabrics of a width<= 30 cm, electric operated	64.303	929.990	494.739	3.810.404
8446102000	Machin for weaving fabrics of a width<= 30 cm,not electric operated	67	5.516	4.944	12.506
8446210000	Machine for weaving fabrics of a width> 30 cm, Power looms, shuttle type	311.374	927.497	1.413.600	3.605.249
8446290000	Machine for weaving fabrics of a width>30 cm, Oth than Pwr looms,shuttle type	280.683	7.564.320	1.972.521	46.506.172
8446300000	Machine for weaving fabrics of a width> 30 cm, shuttleless type	235.497	5.126.175	1.087.696	29.039.863
8447111000	Circular knitting mach,cylinder diamtr<= 165 mm, electrically operated	62.985	958.397	819.443	6.841.235
8447112000	Circular knitting mach,cylinder diamtr<= 165 mm,not electrically operated	329	39.855	332	945.841
8447121000	Circular knitting mach,cylinder diamtr>165 mm, electrically operated	40.324	1.017.107	379.000	10.634.020
8447122000	Circular knitting mach,cylinder diamtr>165 mm,not electrically operated	0	5	0	1.390
8447201000	Flat knitting & stitch bonding machine,electrically operated	135.933	1.054.485	225.795	10.876.439
8447202000	Flat knitting & stitch bonding machine,not electrically operated	56.626	288.418	592.004	1.943.118
8447901000	Machines for making gimped yarn,tulle,lace&mach for tufting,electric operated	175.224	3.393.693	716.991	18.555.429
8447902000	Machines for making gimped yarn,tulle,lace&mach for tufting,not elec operated	1.267	163.682	6.900	1.494.613
8448111000	Dobbies & jacquards, card reducing,electrically operated	24.796	507.422	271.099	6.159.893
8448112000	Dobbies & jacquards, card reducing, notelectrically operated	633	40.939	11.366	217.153
8448191000	Oth auxiliary machin for mach of heading84.44, 84.45, 84.46, 84.47, electric	115.565	887.177	879.629	7.313.278
8448192000	Oth auxiliary machin for mach of heading8444, 8445, 8446, 84.47, not electric	12.215	30.741	71.483	225.856
8448200000	Parts&accessories of mach of heading84.44/their auxiliary machinery	56.452	1.040.848	827.062	13.151.792
8448310000	Card clothing of mach of heading 84.45	22.475	308.859	277.063	7.099.450
8448320000	Parts&accessories of mach for preparingtextile fibres,other than card clothing	440.538	1.139.481	2.427.752	7.019.442
8448330000	Spindles, spindle flyers,spinning rings,and ring travellers of mach 84.45	11.518	987.069	421.384	11.960.446
8448390000	Other parts & accessories of mach ofhead 84.45/their auxiliary machinery	243.299	3.158.501	2.016.734	30.766.823
8448420000	Reeds for looms, healds & heald-framesfor weaving machines	5.164	238.800	138.369	2.423.886
8448491100	Shuttles, for electrically operatedweaving machine	6.889	50.749	61.250	341.397
8448491900	Oth parts & acces, for elect operatedweaving machine	43.503	724.856	432.484	7.676.404
8448492000	Parts & acces, for non electricallyoperated weaving machine	1.526	158.355	22.932	1.919.210
8448510000	Sinkers, needles&other articles used informing stitches	1.377	112.669	204.010	1.324.016
8448590000	Othe parts&accessories of mach ofhead 8447/their auxiliary machinery	61.984	635.325	1.049.548	11.834.130
8449001000	Mach for the manufacture/finishing offelt/nonwovens,electrically operated	362	511.099	2.850	2.006.906
8449002000	Mach for the manufacture/finishing offelt/nonwovens, not elect operated	24	2.371	4.281	68.501
8450111000	Household/laundry-type washing machin;fully-automatic mach;capacity <= 6 kg	319.973	2.535.194	1.106.055	9.688.404
8450119000	Household/laundry-type wash mach;fully-automatic machine;capacity > 6 kg	731.932	9.837.693	2.728.754	36.800.057
8450120010	Household/laundry-type wash mach;built-in centrifugal drier,capacity <= 6 kg	166.549	2.737.923	751.472	9.004.673
8450120020	Household/laundry-type wash mach;built-in centrifugal drier,capacity > 6 kg	644.345	6.775.141	2.031.401	23.480.692
8450190010	Other household/laundry-type wash mach;dry linen capacity <= 6 kg	8.532	46.008	20.903	222.828
8450190020	Other household/laundry-type wash mach;dry linen capacity > 6 kg	15.295	1.961.373	32.541	3.458.927
8450200000	Household/laundry-type washing mach;a dry linen capacity >10 kg	65.188	1.353.728	355.035	6.292.136
8450901000	Parts of goods of subheading 8450.20	54	112.514	1.780	223.628
8450902000	Parts of goods of subheading 8450.11,8450.12 or 8450.19	239.424	3.708.790	831.793	11.277.175
8451100000	Dry-cleaning machines	116.275	613.894	1.263.039	4.853.345
8451210000	Drying machines,each of a dry linencapacity not exceeding 10 kg	14.510	139.464	57.300	739.702
8451290000	Drying machines,each of a dry linencapacity exceeding 10 kg	137.734	1.873.013	289.638	14.415.050
8451300000	Ironing machines and presses(including fusing presses)	16.901	233.569	311.001	2.448.631
8451400000	Washing, bleaching or dyeing machines	158.567	2.399.354	839.702	20.637.882
8451500000	Mach. for reeling,unreeling,folding,cutting/pinking textile fabrics	20.456	301.428	135.434	3.109.655
8451801000	Other machinery exclude machines of hd84.50; for domestic use	61.913	93.611	209.872	546.773
8451809000	Other machinery exclude machines of hd84.50; not for domestic use	52.297	1.381.866	525.443	10.741.679
8451901000	Parts of machines or dry linen capacityno exceeding 10 kg	548	62.058	3.517	753.653
8451909000	Parts of oth machines of heading 8451	4.586	316.405	116.934	3.196.547
8452100000	Sewing machines of the householdtype	134.906	1.258.888	257.371	3.558.686
8452210000	Oth sewing machines, automatic units	63.337	1.379.924	460.132	14.501.692
8452290000	Oth sewing machines, not automatic units	260.788	4.627.683	1.331.874	27.452.574
8452300000	Sewing machine needles	8.488	154.449	72.654	1.251.778
8452400000	Furniture, bases and covers for sewingmachines and parts thereof	1.470	84.805	9.351	245.920
8452901100	Arms,beds,stands,flywheel,belt guard;treadles/pedals of subhead 8452.10	69	317.303	1.097	1.285.765
8452901900	Oth part of sewing mach of machinery ofsubheading 8452.10	17.530	942.572	64.840	6.337.571
8452909010	Arms beds,foot & pedals of mach excludesubheading 8452.10	1.098	274.061	1.870	255.029
8452909090	Other parts of sewing mach of machineryexclude subheading 8452.10	255.540	1.993.466	931.164	6.968.978
8453101000	Machinery for prepare,tanning/work hides, skins/leather, elect operated	37.045	546.779	219.689	3.538.111
8453102000	Machinery for prepare,tanning/work hides, skins/leather, not elect operated	128	105.036	701	513.982
8453201000	Machinery for making/repairingfootwear, electrically operated	58.809	890.699	318.573	6.214.750
8453202000	Machinery for making/repairingfootwear, not electrically operated	593	110.528	2.350	1.324.677
8453801000	Mach for make/repaire other articles ofhides,skins,not sewing machine,electric	47.043	1.380.245	302.260	7.439.553
8453802000	Mach for make/repaire other articles ofhides,skins,not sewing machin,not elect	284	13.698	3.685	70.540
8453900000	Parts of goods of heading 84.53	55.304	614.350	426.276	5.081.971
8454100000	Converters	7.142	149.279	22.422	692.767
8454200000	Ingot moulds and ladles	148.882	1.119.067	1.856.240	16.049.990
8454300000	Casting machines	656.033	5.185.408	1.574.500	44.462.186

**I.3. IMPOR MENURUT KOMODITI / IMPORT BY HS COMMODITY**  
**\*\*\* NOPEMBER / NOVEMBER 2008 \*\*\***

H S	Uraian Komoditi Commodity Description	Berat Bersih / Net Weight (Kg)		Nilai / Value C.I.F (US\$)	
		Bulan ini	Kumulatif	Bulan ini	Kumulatif
		Current Month	Cum.Jan. to date	Current Month	Cum.Jan. to date
8454900000	Parts of goods of heading 84.54	301.548	3.568.925	1.579.363	13.282.143
8455100000	Tube mills	288.165	718.669	618.000	1.622.559
8455210000	Oth Rolling mills, hot or combination hocold	66.852	5.102.369	82.182	17.886.093
8455220000	Oth Rolling mills, cold	128.655	2.269.857	538.665	9.226.532
8455300000	Rolls for rolling mills	378.311	3.797.091	1.582.850	16.320.256
8455900000	Other parts of metal-rolling millsand rolls therefor.	187.854	3.993.375	1.931.309	25.264.705
8456100000	Machines tool for work any material byremoval material,operat by laser/photon	386	33.242	2.296	793.213
8456200000	Machines tool for work any material byremoval material,operat by ultrasonic	387	39.111	52.648	1.635.105
8456300000	Machines tool for work any material byremoval material,electro-discharge	4.245	296.552	46.340	3.948.541
8456901000	Mach tool for mnfact of printed circuit,numerical control,by plasma arc process	595	23.181	25.252	139.760
8456902000	Wet proces equip for the applicationby immersion of electrochemic solutions	57	475	3.741	12.311
8456909000	Oth mach tool for work any material byother operating processes	11.105	202.383	161.997	3.069.577
8457100000	Machining centres	268.695	4.045.983	1.850.151	46.863.654
8457200000	Unit construction machines(single-station)	0	226.889	0	1.107.228
8457300000	Multi-station transfer machines	2.701	6.514	6.582	63.061
8458110000	Horizontal lathes, numericallycontrolled	71.360	1.008.109	609.440	17.614.778
8458190000	Horizontal lathes,not numericallycontrolled	152.837	2.306.434	972.281	17.278.204
8458910000	Other lathes,numerically controlled	25.981	626.404	276.549	10.203.859
8458990000	Other lathes,not numerically controlled	953.410	5.362.065	5.312.214	43.317.513
8459101000	Way-type unit head machineselectrically operated	65.918	543.946	469.192	6.208.819
8459102000	Way-type unit head machines, notelectrically operated	0	15.215	0	160.400
8459210000	Dilling machines, numericallycontrolled	4.344	443.315	99.194	7.999.436
8459291000	Dilling machines, electrically operated	108.350	1.006.777	1.604.215	7.174.879
8459292000	Dilling machines, not electricallyoperated	205	61.727	488	164.354
8459310000	Boring-milling machines, numericallycontrolled	64.530	242.261	829.553	4.364.484
8459391000	Oth boring-milling machines, electricaloperated	43.948	1.564.772	452.652	12.347.961
8459392000	Oth boring-milling machines, notelectrically operated	370	27.092	1.202	232.328
8459401000	Oth boring machines, electricallyoperated	13.703	643.452	162.399	6.977.790
8459402000	Oth boring machines, not electricallyoperated	28.038	262.437	165.562	1.596.226
8459510000	Milling machines, knee-type,numerically controlled	10.648	87.085	96.743	329.624
8459591000	Oth milling machines, knee-type,electrically operated	5.211	306.509	5.480	571.345
8459592000	Oth milling machines, knee-type, notelectrically operated	861	113.596	16.208	327.130
8459610000	Other milling machines, numericallycontrolled	22.238	272.239	233.727	3.500.726
8459691000	Other milling machines, not nmrclycontrolled, electrically operated	80.270	1.659.732	982.989	10.698.873
8459692000	Other milling machines, not nmrclycontrolled, not electrically operated	106	113.143	1.667	402.363
8459701000	Threading/tapping machines,electrically operated	21.917	871.331	639.171	10.376.246
8459702000	Threading/tapping machines, notelectrically operated	8.173	157.928	168.571	984.413
8460110000	Flat-surface grinding mach,an accuracyof at least 0.01 mm,numeric controlled	13.188	130.171	327.741	1.673.230
8460191000	Oth flat-surface grinding mach, accuracyof at least 0.01 mm, electric operated	172.024	924.060	638.087	8.951.811
8460192000	Oth flat-surface grinding mach, accuracyof at least 0.01 mm, not elect operated	7.290	87.701	31.032	457.986
8460210000	Other grinding mach,an accuracy of atleast 0.01 mm,numerically controlled	6.562	78.927	56.100	1.865.041
8460291000	Other grinding mach,an accuracy of atleast 0.01 mm, electrically operated	75.265	879.698	1.717.692	15.118.050
8460292000	Other grinding mach,an accuracy of atleast 0.01 mm, not electric operated	11.507	145.965	143.086	1.712.619
8460311000	Machine tools, numeric controlled, forsharpen carbide diamet <= 3.175 mm	2.269	2.905	3.932	16.630
8460319000	Oth sharpening (tool/cutter grinding)machines,numerically controlled	4.174	88.349	30.246	536.027
8460391000	Oth sharpening (tool/cutter grinding)machines, electrically operated	1.812	96.660	5.145	1.211.813
8460392000	Oth sharpening (tool/cutter grinding)machines, not electrically operated	737	4.609	6.771	14.776
8460401000	Honing/lapping mach,electricallyoperated	41.423	179.752	1.258.697	3.813.588
8460402000	Honing/lapping mach, not electricallyoperated	442	28.303	2.060	297.417
8460901000	Oth mach-tools for deburring,abrasives/polishing products, electric operat	30.728	261.035	152.327	4.540.290
8460902000	Oth mach-tools for deburring,abrasives/polishing products,not electric operat	53	31.566	4.074	455.975
8461201000	Shaping/slotting machines,electricallyoperated	28.989	434.555	133.656	4.945.962
8461202000	Shaping/slotting mach,not electricallyoperated	22.200	52.305	59.606	160.908
8461301000	Broaching mach,electrically operated	2.402	142.284	107.504	3.002.205
8461302000	Broaching mach,not electric operated	0	210	0	2.270
8461401000	Gear cutting,gear grinding/gearfinishing mach, electric operated	76.741	391.219	1.865.354	5.870.899
8461402000	Gear cutting,gear grinding/gearfinishing mach, not electric operated	84	23.097	2.679	169.115
8461501000	Sawing/cutting-off machines,electrically operated	117.917	2.005.530	1.417.632	16.139.711
8461502000	Sawing/cutting-off machines, notelectrically operated	6.733	117.646	23.067	359.702
8461901000	Oth mach-tool for planing/shaping/slottiby cermets, electrically operated	82.476	461.346	2.141.160	5.056.476
8461909000	Oth mach-tool for planing/shaping/slottiby cermets, not electrically operated	1.346	84.981	20.007	644.274
8462101000	Forging/die-stamping machines(including pres) & hammers, electric	594.956	7.770.766	5.465.828	46.070.814
8462102000	Forging/die-stamping machines(includ pres)&hammers,not electric	23.337	523.182	137.404	3.331.318
8462210000	Bend,fold,straigheten/flattening machine(includ pres),numeric control	91.881	1.034.538	1.869.658	8.774.126
8462291000	Bend,fold,straigheten/flattening machine(includ pres),not nmrc control,elect	227.063	2.669.401	2.504.056	18.610.460
8462292000	Bend,fold,straigheten/flattening machine(incl pres), not nmrc control,not elect	2.796	210.410	14.026	1.167.819
8462310000	Shearing machine (incl pres),oth thancombine punching mach,numeric control	1.401	393.155	15.679	2.718.617
8462391000	Shearing machine (incl pres),oth thanbine punching mach,not nmrc cntrl,elect	286.428	5.369.461	627.097	19.731.769
8462392000	Shearing mach (incl pres),oth than binepunch mach, not nmrc control,not elect	949	180.160	32.442	631.299
8462410000	Punching/notching mach,incl comb punch &shearing mach,numeric control	24.243	194.199	250.509	2.647.243
8462491000	Punching/notching mach,incl comb punch &shearing mach,not numeric cntrl,ele	51.680	1.483.851	269.265	10.755.181
8462492000	Punching/notching mach,incl comb punch &shear mach,not numrc cntrl,not elec	4.994	57.449	12.418	174.560
8462910000	Hydraulic presses	185.099	3.722.040	726.781	14.266.569

**I.3. IMPOR MENURUT KOMODITI / IMPORT BY HS COMMODITY**  
**\*\*\* NOPEMBER / NOVEMBER 2008 \*\*\***

HS	Uraian Komoditi Commodity Description	Berat Bersih / Net Weight (Kg)		Nilai / Value C.I.F (US\$)	
		Bulan ini Current Month	Kumulatif Cum.Jan. to date	Bulan ini Current Month	Kumulatif Cum.Jan. to date
8462991000	Mach for manufac of boxes,cans& similar contain of tin plate, electr.	74.535	473.241	808.454	5.850.690
8462992000	Mach for manufac of boxes,canscontain tin plate,not elect. operated	0	476	0	10.054
8462995000	Oth machine for working metal byforging,hamming,electric operated	196.210	3.707.549	880.126	18.670.026
8462996000	Oth machine for working metal byforging,hamming,not electric operated	9.984	196.054	22.777	711.711
8463101000	Draw-benches for bars,tube,profile,wire,or the like, electrically operated	33.671	1.063.371	350.670	10.193.282
8463102000	Draw-benches for bars,tube,profile,wire,or the like, not electrically operated	76	24.427	100	109.613
8463201000	Thread rolling machines, electricallyoperated	8.127	1.094.420	38.999	2.124.235
8463202000	Thread rolling machines,notelectrically operated	41	11.140	320	34.566
8463301000	Machines for working wire,electricallyoperated	75.874	1.199.186	896.417	15.565.380
8463302000	Machines for working wire, notelectrically operated	0	18.523	0	133.108
8463901000	Oth mach tool for work metal/cerments,without remove material,elect operated	139.799	1.613.980	1.184.073	12.928.350
8463902000	Oth mach tool for work metal/cerments,without remove material,not elect operat	3.563	35.587	134.933	1.430.583
8464101000	Sawing mach for working stone,ceramics electrically operated	98.311	314.382	408.814	1.435.520
8464102000	Sawing mach for working stone,ceramicsnot electrically operated	0	50.755	0	189.071
8464201000	Grinding/polishing machines,electrically operated	4.726	636.027	29.423	2.489.800
8464202000	Grinding/polishing machines,not electrically operated	1.961	7.134	2.150	161.253
8464901000	Oth mach tool for work stone,ceramics/like mineral material,elect operated	236.161	2.597.550	1.165.817	8.812.021
8464902000	Oth mach tool for work stone,ceramics/like mineral material,not elect operate	4.816	265.538	21.072	688.943
8465100000	Mach, can carryout different type opera-tion without tool charge for such operat	13.405	856.869	25.620	7.292.960
8465911000	Sawing machines for scoring PCB/PWB's electrically operated	11.433	110.128	53.828	2.104.278
8465912000	Other sawing mach for scoring PCB/PWB's, electrically operated	45.563	1.468.820	106.680	5.880.751
8465919000	Other sawing mach for scoring PCB/PWB's, not electrically operated	8.789	497.676	51.674	3.191.252
8465921000	Mach tools for routing PCB/PWB'ssubstrates,shank dmtr <=3.175 mm	11	35.508	32	760.505
8465922000	Oth planing,milling/moulding (bycutting) mach,electrically operated	85.263	1.375.465	329.319	5.363.962
8465929000	Oth planing,milling/moulding (bycutting)machines,not electric operated	869	837.028	2.548	2.769.281
8465931000	Grinding, sanding/polishing machines,electrically operated	126.233	1.196.236	395.004	8.049.682
8465932000	Grinding, sanding/polishing machines,not electrically operated	3.513	65.206	8.182	282.928
8465941000	Bending/assembling machines,electrically operated	5.815	275.665	103.464	4.700.332
8465942000	Bending/assembling machines, notelectrically operated	1.107	6.265	2.286	15.317
8465951000	Drilling mach for manufac PCB/PWB's,with a spindle speed > 50.000 rpm	1.000	93.246	12.600	1.923.005
8465953000	Other drilling/morticing machines,electrically operated	5.435	771.710	14.778	1.711.098
8465959000	Other drilling/morticing machines, notelectrically operated	237.804	1.497.869	905.782	10.275.061
8465961000	Splitting, slicing/paring machines,electrically operated	87.686	833.240	643.340	3.716.930
8465962000	Splitting, slicing/paring machines,not electrically operated	66	44.780	70	187.544
8465993000	Lathes, electrically operated	40.657	758.143	334.427	9.928.361
8465994000	Lathes, not electrically operated	0	20.321	0	46.664
8465995000	Oth mach for deburring surfaces of PCB/PWB's, for scoring laminati presses	1.747	191.583	7.231	415.358
8465996000	Other mach-tools for nailing,stapling,glueing/otherwise assemb,electric	225.657	1.732.485	796.921	9.305.671
8465999000	Other mach-tools for nailing,stapling,glueing/otherwise assemb,not electric	85.976	1.866.920	619.867	11.306.604
8466101000	Tool hold.self-open dieheads for 8456.908460.31,8465.91,8465.92,8465.95,846	4.599	80.889	106.048	2.547.964
8466109000	Other tool holders & self-openingdieheads	38.848	554.796	569.167	6.987.653
8466201000	Work holders for sub 8456.99, 8460.31,8465.91, 8465.92, 8465.95, 8465.99	3.269	108.943	58.274	1.677.381
8466209000	Work holders for other machine	32.731	255.600	1.395.878	9.743.002
8466301000	Dividing head,special attach for 8456.908460.31,8465.91,8465.92,8465.95&846	177	24.512	3.477	214.561
8466309000	Dividing heads & other specialattachments for oth machine-tools	51.157	275.817	544.072	5.033.970
8466910000	Parts&aces suitable for machine ofheading 84.64	156.245	2.117.977	1.006.005	11.258.784
8466921000	Parts&aces suitable for mach subhead8465.92.10, 8465.95.10, 8465.99.50	1.962	86.513	38.290	700.234
8466929000	Parts & acces suitable for mach ofother subheading 84.65	62.840	641.673	709.577	10.468.740
8466932000	Parts&aces suitable for mach subhead8456.90.10,8456.90.20,8460.31.10	1.229	28.357	64.956	736.480
8466939000	Parts&aces suitable for mach ofother headings 84.56 to 84.61	76.439	1.092.947	1.259.907	18.980.429
8466940000	Parts & acces suitable for machineother headings 84.62 or 84.63	187.898	2.051.558	4.097.824	24.455.075
8467110000	Tool for work in the hand,pneumatic,rotary type (incl rotary percussion)	12.089	188.991	524.434	5.510.994
8467190000	Tool for working in the hand,pneumatic,in other type	25.394	236.943	187.660	2.352.107
8467210000	Drills of all kinds with selfcontained electric motor	169.442	1.551.954	428.418	4.142.732
8467220000	Saws with self containedelectric motor	30.042	298.788	89.935	963.759
8467290000	Oth tool for working in the hand,with self-contained electric motor	620.086	6.717.035	1.270.859	13.556.412
8467810000	Chain saws	135.348	1.408.299	635.741	5.413.708
8467890000	Oth tool for working in the hand	88.803	1.096.717	839.492	12.286.102
8467911000	Part of chain saw,of elect-mechanic forwork in hand,self-cont. electric motor	15.076	167.820	33.424	370.092
8467919000	Part of other chain saw	161.652	1.966.352	382.321	3.815.250
8467920000	Parts of pneumatic tools	3.371	128.307	42.112	995.184
8467991000	Part of tool of subhead 8467.21, 8467.22or 8467.29	14.822	241.073	34.256	560.660
8467999000	Part of tool of of oth heading 8467	89.219	757.928	621.830	4.890.157
8468100000	Hand-held blow pipes	6.678	27.923	11.559	98.178
8468201000	Hand-operated gas welding, brazing/cutting appliances for metal	7.806	261.360	185.555	1.584.206
8468209000	Other gas-operated machinery & apparatus	91.649	798.067	899.167	6.840.278
8468800000	Other machinery and apparatus forsoldering, brazing/welding	14.579	443.083	33.480	2.114.413
8468901100	Parts of goods of subheading8468.10	2.690	14.241	29.093	229.252
8468901200	Parts of goods of subheading8468.20.10	4.915	160.916	45.465	1.117.661
8468909000	Parts of other Heading 8468	181.195	697.660	1.071.097	6.289.661
8469001000	Word-processing machines	91	2.983	1.154	107.657
8469009010	Automatic typewriters	0	17.094	0	91.152
8469009090	Other typewrites	127.970	712.679	1.682.941	4.250.924

**I.3. IMPOR MENURUT KOMODITI / IMPORT BY HS COMMODITY**  
**\*\*\* NOPEMBER / NOVEMBER 2008 \*\*\***

H S	Uraian Komoditi Commodity Description	Berat Bersih / Net Weight (Kg)		Nilai / Value C.I.F (US\$)	
		Bulan ini	Kumulatif	Bulan ini	Kumulatif
		Current Month	Cum.Jan. to date	Current Month	Cum.Jan. to date
847010000	Electronic calculators, cpble of operatiwithout an extnl source electric power	65.691	747.726	215.979	2.017.888
8470210000	Electronic calculating machinesincorporating a printing device	12.425	24.950	62.790	150.180
8470290000	Other electronic calculating machines	13.064	141.348	283.247	2.272.859
8470300000	Other calculating machines	55.594	742.309	186.815	2.557.372
8470500000	Cash registers	9.413	231.055	166.875	5.845.689
8470901000	Postage-franking machines	5	768	888	68.061
8470902000	Accounting machines	0	1.479	0	3.607
8470909000	Machines for pocket-size data record, reproduc, display mach with calculat	2.035	69.887	21.248	1.892.785
8471301000	Handheld computer incl palmtop & PDAs	62.403	899.723	245.752	25.236.158
8471302000	Laptop incl notebooks	312.204	5.668.329	28.311.905	333.935.626
8471309000	Oth portable digital automatic dataprocc mach, weigh not more than 10 kg	224.712	1.289.497	7.435.099	33.200.159
8471411000	Personal computers excl 8471.30with at least a CPU and an input/output	87.728	614.459	1.275.306	11.655.511
8471419000	Oth automatic data processing machineswith at least a CPU and an input/output	71.697	1.238.692	5.430.586	39.626.827
8471491000	Personal computers excl 8471.30presented in form of systems	145.270	1.864.267	5.967.853	67.603.895
8471499000	Oth automatic data processing machinespresented in form of systems	49.598	1.158.284	2.337.795	39.387.058
8471501000	Processing units for personal computerother of subhd 8471.41 or 8471.49	165.541	1.822.140	4.771.469	45.540.463
8471509000	Oth Processing unitsother of subhd 8471.41 or 8471.49	166.839	2.564.562	9.606.812	143.388.738
8471603000	Computer keyboards	111.049	1.679.627	707.729	6.299.316
8471604000	X-ycoordinate input devices, includingmouse, light pens, joystick, track balls	172.663	1.468.991	1.048.201	6.640.786
8471605000	Plotters whether input/output units of heading 84.71 or of heading 90.17	1.366	26.025	47.259	209.855
8471609000	Other input/output units, whether/not contain storg unitsthe same housing	540.151	6.105.086	3.432.966	36.888.077
8471701000	Floppy disk drives	286.039	608.967	1.360.134	16.700.699
8471702000	Hard disk drives	315.665	2.546.846	2.936.485	39.747.684
8471703000	Tape drives	2.554	43.727	134.845	4.218.196
8471704000	Optical disk drives, including cd-romdrives, dvd drives & cd-r drives	272.682	3.459.182	9.616.750	183.892.006
8471705000	Proprietary fmat strge device includ me-dia therefor f automat. dt proc.mach	16.347	204.203	748.698	18.349.532
8471709100	Backup management systems	16.387	98.857	263.473	4.171.443
8471709900	Other storage units of automatic data processing machine	70.231	774.784	1.580.489	19.246.066
8471801000	Control and adaptor units	65.005	1.323.145	536.318	7.699.414
8471807000	Sound card and video card	34.360	416.876	173.096	2.375.338
8471809000	Other units of automatic dataprocessing machines	104.174	1.462.257	3.176.045	50.744.977
8471901000	Bar code readers	20.779	158.093	143.316	2.094.921
8471902000	Optical character readers, document/image scanners	27.953	348.132	575.365	7.430.969
8471909000	Other units automatic data processingmachines	173.359	1.738.318	1.336.711	22.547.130
8472101000	Duplicating machines, electricallyoperated	1.992	14.116	209.215	451.300
8472102000	Duplicating machines, not electricallyoperated	316	2.373	281	13.095
8472301000	Machin for sorting/folding mail/forinserting mail in envelopes, electric	2.601	4.779	260.469	347.470
8472302000	Machin for sorting/folding mail/forinserting mail in envelopes, not elect.	216	436	193	12.993
8472901000	Automatic teller machines	256.658	2.699.577	4.587.912	42.211.109
8472902000	Electronic fingerprint identificationsystem	2.567	38.915	35.757	833.146
8472903000	Other office machines, electricallyoperated	48.851	525.456	648.072	5.790.152
8472909000	Other office machines, not electricallyoperated	31.847	386.923	162.873	1.654.910
8473101000	Printed circuit assemblies for word-processing	837	52.580	25.107	1.315.622
8473109000	Other parts & access of the mach of heading 84.69	11.474	222.182	295.187	7.554.920
8473210000	Parts & access electronic calculatingmach sub 8470.10, 8470.21/8470.29	1.395	21.945	38.236	416.858
8473290000	Parts & access of other machines of heading 84.70	15.590	197.606	87.198	1.896.649
8473301000	Assembled printed circuit boardsfor machines of heading 84.71	193.064	6.038.193	3.465.586	51.579.977
8473309000	Parts & access of other machines of heading 84.71	1.248.956	20.333.794	74.800.797	1.006.310.699
8473401100	Parts including printed circuit assemblr for machines of heading 84.72	0	11.176	0	568.817
8473401900	Other parts&accessories of the machof heading 84.72, for electric operate	16.171	65.967	111.941	1.418.718
8473402000	Other parts&accessories of the machheading 84.72, for non electric operate	0	3.620	0	161.185
8473501100	Parts&accessories suitable for usewith mach of heading 84.71, electric	52.542	413.195	297.487	14.919.547
8473501900	Parts&accessories suitable for usewith mach head 84.69 & 84.72, electric	28.666	421.268	92.753	1.168.490
8473502000	Part&access suitable for use with machof heading 84.69-84.72, non-electric	12	76.127	3.232	713.801
8474101000	Sorting, screening, separating/washingmachines, electrically operated	400.754	2.312.737	2.526.628	17.293.516
8474102000	Sorting, screening, separating/washingmachines, not electrically operated	75.717	320.638	315.654	2.207.793
8474201100	Crushing/grinding machines forstone electrically operated	591.113	7.838.470	1.805.791	15.326.258
8474201900	Crushing/grinding mach for earth, oresoth mineral substances, electric operat	308.415	4.724.118	1.325.453	20.492.339
8474202100	Crushing/grinding mach for stone notelectrically operated	25.451	1.433.124	84.129	4.472.550
8474202900	Crushing/grinding mach for earth, oresoth mineral substances, not electric	50.702	481.370	140.303	1.608.105
8474311000	Concrete/mortar mixers, electricallyoperated	51.394	888.536	65.721	3.973.100
8474312000	Concrete/mortar mixers, notelectrically operated	0	103.522	0	216.611
8474321000	Mach for mixing mineral substances withbitumen, electrically operated	175.990	3.215.856	709.878	8.302.753
8474322000	Mach for mixing mineral substances withbitumen, not electrically operated	0	40.957	0	534.850
8474391000	Other mixing/kneading machineselectrically operated	146.148	1.169.719	727.068	8.566.061
8474392000	Other mixing/kneading machines notelectrically operated	0	38.696	0	801.862
8474801000	Mach for agglomerating, shaping/mauldsolid mineral fuels, electric operat	304.351	2.076.278	1.815.366	15.635.127
8474802000	Mach for agglomerating, shaping/mouldsolid mineral fuels, not elect. operat	45.204	230.944	220.207	1.172.076
8474901000	Parts of mach for heading 8474.10 to8474.80 of electric operated machines	1.039.534	14.104.079	5.457.093	90.474.908
8474902000	Parts of mach for heading 8474.10 to8474.80 of not electric operat mach	391.406	2.058.378	1.880.485	12.819.923
8475101000	Mach for assembl electric/electronicclamps tubes/valves, electric operat	32.643	112.489	892.702	2.956.079
8475102000	Mach for assembl electric/electronicclamps tubes/valves, not elect. operated	15	65.999	2.648	2.861.846
8475210000	Machines for making optical fibresand preforms thereof	0	76.268	0	353.101

**I.3. IMPOR MENURUT KOMODITI / IMPORT BY HS COMMODITY**  
**\*\*\* NOPEMBER / NOVEMBER 2008 \*\*\***

H S	Uraian Komoditi Commodity Description	Berat Bersih / Net Weight (Kg)		Nilai / Value C.I.F (US\$)	
		Bulan ini	Kumulatif	Bulan ini	Kumulatif
		Current Month	Cum.Jan. to date	Current Month	Cum.Jan. to date
8475290000	Other machines for manufacturing/hot working glass/glassware	13.016	630.711	377.479	7.145.569
8475901000	Parts of machine for heading 8475.10to 8475.29 of electric operated machin	61.366	414.338	844.364	8.533.920
8475902000	Parts of machine for heading 8475.10to8475.29 of not elect. operated mach	0	46.311	0	546.027
8476290000	Other automatic beverage-vendingmachines	1.105	179.375	27.496	1.611.250
8476810000	Other automatic goods-vending mach,incorporating heating/refrigerating	0	9.778	0	22.132
8476890000	Other automatic goods-vendingmachines	1.232	68.896	6.877	798.921
8476901000	Parts of automatic goods-vend machincorpor heating/refriger,elect.operat	0	21.697	0	137.321
8476909000	Parts of automatic goods-vendingmach	172.813	2.463.698	2.334.464	36.781.854
8477101000	Injection-moulding machines formoulding rubber	529.560	8.402.094	4.556.897	50.630.159
8477103100	P.v.c. injection moulding machine	334.585	5.314.768	1.215.445	18.242.156
8477103900	Other injection-moulding machinesfor moulding plastics	76.246	1.183.832	2.051.949	10.954.156
8477201000	Extruders for extruding rubber	5.341	579.514	105.832	7.621.142
8477202000	Extruders for extruding plastics	305.793	3.481.628	1.906.946	36.952.487
8477300000	Blow moulding machines	186.309	1.883.003	1.197.024	37.802.808
8477401000	Vacuum moulding & other thermo formingfor moulding/forming rubber	70.461	599.174	1.613.393	9.050.831
8477402000	Vacuum moulding & other thermo formingfor moulding/forming plastics	199.964	1.318.125	1.425.266	17.040.030
8477510000	Mach for mould/retread pneumt tyres,for moulding/othwise forming inner tub	195.136	1.588.085	2.167.521	23.868.715
8477591000	Other machine for moulding/otherwise-forming for rubber	13.761	333.844	60.054	3.431.650
8477592000	Other machine for moulding/otherwise-forming for plastics	110.195	279.291	352.917	2.112.060
8477801000	Other machinery for rubber,electrically operated	727.288	9.449.602	10.226.278	92.416.916
8477802000	Other mach for rubber,not electricallyoperated	78.516	2.367.409	443.429	36.896.597
8477803100	Lamination presses for the manufactrof PCB/PWBs	11.610	255.313	63.332	2.450.943
8477803900	Other machinery for plastics,electrically operated	8.100	434.278	252.509	4.858.767
8477804000	Other machinery for plastics, notelectrically operated	111.817	381.034	492.787	3.693.919
8477901000	Parts of electrically operatd mach forworking rubber/products from rubber	151.405	1.979.037	4.002.481	30.200.914
8477902000	Part of nonelectric opratd mach forworking rubb/fr the manuf product rubb	68.110	1.037.052	1.258.341	19.378.744
8477903200	Pars of lamination presses fr themanuf of PCB/PWBs	6.793	11.206	336.964	620.521
8477903900	Oth parts not in 8477.90.31-32	97.649	297.199	1.587.332	4.375.359
8477904000	Part of non elect.mach fr workig plast/manuf of prodct frm plastic material	38.570	498.509	443.653	4.796.798
8478101000	Machinery for preparing/making uptobacco, electrically operated	236.904	2.721.212	5.645.346	79.677.969
8478102000	Machinery for preparing/making uptobacco, not electrically operated	0	19.590	0	753.371
8478901000	Part of cigar/cigarette electricallyoperated mach	55.757	400.691	639.099	13.165.494
8478902000	Part of cigar/cigarette,nonelectrically operated mach	4.559	73.983	66.558	1.592.163
8479101000	Machinery fr public works,building/thelike electrically operated	125.454	2.270.219	1.235.149	10.155.092
8479102000	Machinery fr public works,building/thelike not electrically operated	96.024	403.610	315.913	1.411.861
8479201100	Machinery for making palm oilelectrically operated	338.921	5.758.780	3.289.593	36.842.342
8479201900	Machinery for preparing palm oilelectrically operated	477.669	2.426.151	7.058.755	39.248.952
8479202100	Machinery for making palm oil notelectrically operated	646	205.946	3.758	1.423.949
8479202900	Machinery forpreparing palm oil notelectrically operated	48.681	283.043	724.190	2.092.639
8479301000	Presses for the manufacture ofparticle board electrically operated	80.055	1.561.914	314.502	6.158.215
8479302000	Presses for the manufacture ofparticle board not electrically operptd	0	109.912	0	502.634
8479401000	Rope/cable making mach,electrically operated	74.111	1.461.726	234.051	7.708.954
8479402000	Rope/cable making mach, notelectrically operated	0	707	0	4.798
8479500000	Industrial robots, not elsewherespecified/included	17.965	286.037	539.160	12.367.647
8479600000	Evaporative air coolers	38.184	657.392	228.470	4.556.401
8479811000	Oth mach&mechanical appliance fortreating metal,electrically operated	121.645	1.180.329	1.078.618	15.183.034
8479812000	Oth mach&mechanical appliance fortreating mtl,nonelectrically operated	47.602	153.054	251.291	1.513.994
8479821000	Mixing,kneading,crush,grind,screen, &otherwise machine,electrically operated	232.589	3.896.259	1.947.123	50.177.205
8479822000	Mixing,kneading,crush,grind,screen, &otherwise machine,not elect operated	18.034	295.853	92.525	2.297.594
8479892000	Chemical vapour deposition app forflat panel display production	91.075	431.853	456.669	7.297.664
8479893000	Oth apparatus, electrically operated	204.946	5.567.706	1.850.032	38.314.696
8479894000	Oth apparatus,nonelectrically operated	63.828	1.153.354	1.901.873	26.776.865
8479902000	Part of goods of subheading8479.89.20	26.387	1.079.953	376.862	10.300.802
8479903000	Part of oth electrically operatedmachines	198.423	3.751.536	1.427.179	38.630.836
8479904000	Part of nonelectrically operatedmachines	40.564	555.252	867.328	20.237.436
8480100000	Moulding boxes for metal foundry	85.664	450.665	3.671.863	9.106.824
8480200000	Mould bases	126.238	2.230.696	1.791.312	23.940.434
8480301000	Moulding patterns, of copper	9.379	14.002	112.382	197.131
8480309000	Moulding patterns, of other material	117.624	2.370.674	1.804.753	21.446.582
8480410000	Moulds for metal/metal carbidesinjection/compression types	20.742	379.798	165.468	8.456.382
8480490000	Moulds for metal/metal carbides notinjection/compression types	325.932	1.507.697	2.697.489	18.669.512
8480500000	Moulds for glass	25.194	180.731	547.260	4.047.099
8480600000	Moulds for mineral materials	102.895	2.449.729	414.214	10.106.280
8480710000	Moulds for rubber,plastics, injection/compression type	416.994	4.964.470	7.630.110	79.666.156
8480790000	Mould for rubber,plastics, not injection, compression type	113.379	2.225.199	1.820.231	25.588.460
8481101100	Pres-reduce valve,iron/steel,manualoperate sluice,5 cm <=int dia <40cm	25.751	652.881	570.911	10.015.140
8481101900	Pres-reduce valve,iron/steel,automaticoperate sluice,5 cm<=int dia <40cm	770.262	2.665.304	4.766.121	18.933.347
8481102000	Pressure-reducing valves of copper/copper alloys	27.828	392.712	330.114	3.151.256
8481109000	Pressure-reducing valves not of iron/steel,not of oth metal,not of plastics	181.544	2.604.718	1.734.682	26.832.507
8481201000	Valve for pneumatic tran,manual operatesluice, 5 cm<=internal diameter<40cm	4.810	75.941	159.089	763.361
8481209000	Valves not of iron/steel, not of othmetal,not of plastics	145.846	1.596.844	1.594.762	17.170.401
8481301000	Cast iron valve of swing check-valvetype,40 <=inlets internal diamtr<600 mm	103.359	837.402	745.398	4.807.456
8481302000	Check (nonreturn) valve,copper/copperalloy, internal diameter < 25 mm	393	34.175	16.988	90.994

**I.3. IMPOR MENURUT KOMODITI / IMPORT BY HS COMMODITY**  
**\*\*\* NOPEMBER / NOVEMBER 2008 \*\*\***

HS	Uraian Komoditi Commodity Description	Berat Bersih / Net Weight (Kg)		Nilai / Value C.I.F (US\$)	
		Bulan ini	Kumulatif	Bulan ini	Kumulatif
		Current Month	Cum.Jan. to date	Current Month	Cum.Jan. to date
8481309000	Other check (nonreturn) valve	285.621	3.255.603	2.314.965	34.678.287
8481401000	Safety/relief valves of iron/steel	32.768	1.214.554	279.369	10.882.222
8481409000	Oth safety/relief valves	186.759	2.380.688	2.526.105	30.360.871
8481801100	Valves fr inner tube of copper/copperalloys	53.556	2.275.490	483.530	17.061.291
8481801200	Valves for inner tubesof oth materials	10.656	115.544	80.236	720.130
8481801300	Valves for tubeless tyres of copper/copper alloys	414	8.751	3.801	74.373
8481801400	Valves for tubeless tyres of othmaterials	2.503	47.293	47.687	650.332
8481802100	Lpg cylinder valves having inlet &outlet internal diameters<=2.5cm	176.734	1.292.544	1.427.073	8.956.164
8481802200	Lpg cylinder valves having inlet &outlet internal diameters>2.5cm	18.564	185.794	11.106	725.870
8481803000	Cocks/valves,whether/not fitted withpiezo electric igniters for gas stove	121.527	1.703.330	733.286	9.411.653
8481804100	Soda water bottle valve;gas operat,of plastic, 1 cm < intern dia <= 2,5cm	0	41.441	0	89.728
8481804900	Oth soda water bottle valves;gas operatebeer dispensing units	17.868	373.161	137.916	3.504.363
8481805100	Mixing tapes and valves,of plastic,1 cm < internal diameter <= 2,5cm	467	374.511	733	381.734
8481805900	Others mixing tapes and valves	145.080	1.787.446	185.125	2.319.178
8481806100	Water pipeline valve,manual operatesluice,5cm<inlet/outlet int diamtr>=40cm	27.953	356.931	21.000	447.191
8481806200	Cast iron gate valve,inlet diamtr>=4cm &cast iron butterfly valve,inlet dia>=8cm	82.803	467.259	932.040	4.964.917
8481806300	Cast iron gate valve,inlet diamtr<4cm &cast iron butterfly valve,inlet dia <8cm	155.583	777.792	524.536	3.794.347
8481806400	Hog nipple waterer,of plastics,1 cm <=internal diameter < 2,5 cm	0	662	0	6.916
8481806500	Other hog nipple waterers	4.408	29.459	23.951	104.550
8481806600	Nipple joint valves,of plastics, 1 cm<=internal diameter < 2,5 cm	528	2.647	844	4.993
8481806700	Other nipple joint valves	2.700	345.129	19.312	1.164.052
8481807100	Ball valves,of plastics, 1 cm <=internaldiameter < 2,5 cm	4.036	528.916	87.832	5.984.158
8481807200	Other ball valves	667.309	4.686.807	8.743.644	44.846.352
8481807300	Gate valve,manual operate,of iron/steel,5cm<=inlet/outlet internal diamtr<40cm	334.416	3.164.856	1.123.179	11.285.998
8481807400	Gate valve,manual operate,of iron/steel,inlet/outlet internal diamtr < 40cm	36.766	348.406	457.363	3.301.308
8481807500	Manifold valves of plastics, 1 cm <=internal diameter < 2,5 cm	13	2.967	292	35.779
8481807600	Other manifold valves	60.376	763.142	509.332	7.783.439
8481808100	Pneumatic control valve,of plastics,1 cm <=internal diameter < 2,5 cm	2.790	13.969	175.289	701.144
8481808200	Other pneumatic controlled valve	35.759	164.003	194.593	2.936.739
8481808300	Oth valve of plastic,inlet diamtr>=1cm,outlet diamtr <= 2,5 cm	35.060	388.626	32.350	519.112
8481808400	Oth valve of plastic,inlet diamtr>=1cm,outlet diamtr > 2,5 cm	2.394	47.811	20.743	205.374
8481808500	Oth valve of plastic,with other size ofinlet/outlet diameter	55.579	492.915	312.970	2.328.862
8481808600	Other valve of stainless steel/nickle,manual operate,weighting < 3 kg	116.914	634.626	294.006	2.878.378
8481809100	Ball valves	55.275	367.054	570.989	5.282.985
8481809900	Other valves and similar appliances forpipes	665.033	8.972.069	8.934.064	115.400.512
8481901000	Parts of housing for sluice/gate valves	14.487	230.145	82.645	2.611.271
8481902100	Bodies, for water taps	2.665	50.766	44.838	361.469
8481902300	Others bodies for taps, cocks, valves,and similar appliances	37.944	226.972	273.712	2.109.937
8481902900	Others parts for taps, cocks, valves, &similar appliance of int. dimtr <= 25mm	62.244	745.684	972.752	11.456.145
8481903000	Valve bodies/stems of inner tube/tubeless tyres valves	76.519	509.431	704.695	5.171.615
8481904000	Valve cores of inner tube valves/tubeless tyres valves	105	776	144	17.075
8481909000	Others parts for taps, cocks, valves,and similar appliances	138.656	2.263.416	2.531.906	35.943.091
8482100000	Ball bearings	1.385.458	13.575.233	12.360.984	124.971.466
8482200000	Tapered roller bearings,includingcone&tapered roller assemblies	200.907	2.898.322	4.990.213	32.407.736
8482300000	Spherical roller bearings	199.937	1.927.839	1.108.381	9.034.958
8482400000	Needle roller bearings	47.537	672.514	997.500	12.036.171
8482500000	Oth cylindrical roller bearings	71.227	918.160	1.247.004	12.742.849
8482800000	Oth,including combined ball/rollerbearings	941.189	10.556.201	6.262.325	65.414.379
8482910000	Balls, needles and rollers	96.296	1.592.619	1.059.769	19.167.525
8482990000	Other parts of ball and roller bearings	581.543	5.146.945	3.829.308	41.307.943
8483101000	Transmission shafts for earth movingmachinery	79.356	1.198.489	1.194.083	15.073.368
8483102100	Transmissi shafts for enginesf vechiclehead 87.01exc 8701.10/8701.90	24.373	215.230	201.817	2.040.559
8483102200	Transmission shafts for engines ofvehicles of subhead 8701.10/8701.90	631	5.620	6.784	65.657
8483102300	Transmission shafts for engines ofvehicles of heading 87.11	312.454	3.172.051	3.647.314	47.665.323
8483102400	Transmission shafts for engines ofoth vehicles of chapter 87	1.441.138	13.868.161	11.910.711	125.120.516
8483103100	Transmission shafts for marine propul-sion engines of an output<=22.38 kw	468	9.048	6.500	41.802
8483103900	Transmission shafts for marine propul-sion engines of an output>22.38 kw	40.402	674.666	608.066	8.771.676
8483109000	Oth transmission shafts	1.014.990	9.769.434	10.748.919	92.983.704
8483201000	Bearing housing incorporating forearth moving machinery	28.825	385.995	248.021	1.761.406
8483209000	Bearing housing incorporating not forearth moving machinery&motor vehicle	121.249	2.331.344	599.026	8.081.520
8483301000	Bearing housing not incorporating forearth moving machinery	126.522	831.471	682.778	6.177.738
8483309000	Bearing housing not incorporat not forearth moving machinery&motor vehicle	560.374	6.401.869	3.453.339	33.294.325
8483401100	Gear&gearing for engines of vehiclesof head 87.01exc subhead 8701.10/90	23.273	354.100	158.043	3.559.414
8483401300	Gear&gearing for engines of vehiclesof heading 87.11	196.004	2.677.185	2.538.886	33.592.883
8483401400	Gear&gearing for engines of othvehicles of chapter 87	634.835	5.879.212	6.896.926	69.128.774
8483402100	Gear&gearing for marine propulsiionengines of an output<=22.38 kw	46.265	181.715	149.118	1.946.102
8483402900	Gear&gearing for marine propulsiionengines of an output>22.38 kw	234.000	4.705.075	1.291.160	41.942.220
8483403000	Gear&gearing for the engines of earthmoving machinery	33.576	1.195.385	767.758	15.660.229
8483409000	Gears and gearing for oth engines	1.185.855	9.933.165	11.933.985	90.464.841
8483500000	Flywheels&pulleys,including pulleyblocks	478.992	5.127.948	3.181.527	38.714.968
8483600000	Clutches&shaft couplings(includinguniversal joint)	573.385	5.756.351	7.480.623	75.504.130
8483901100	Parts of 8783.10 for pedestrian controlltractors of subheading 8701.10	121.596	440.409	642.348	1.939.263
8483901300	Parts of 8783.10 for oth tractors ofheading 87.01	2.909	25.003	52.588	445.192



**I.3. IMPOR MENURUT KOMODITI / IMPORT BY HS COMMODITY**  
**\*\*\* NOPEMBER / NOVEMBER 2008 \*\*\***

H S	Uraian Komoditi Commodity Description	Berat Bersih / Net Weight (Kg)		Nilai / Value C.I.F (US\$)	
		Bulan ini	Kumulatif	Bulan ini	Kumulatif
		Current Month	Cum.Jan. to date	Current Month	Cum.Jan. to date
8483901400	Parts of 8783.10 for goods of heading 87.11	126.191	1.170.405	817.589	8.167.824
8483901500	Parts of 8783.10 for oth goods of chapter 87	146.676	1.946.053	1.626.905	16.124.429
8483901900	Parts of 8783.10 for oth	32.066	609.114	333.355	5.855.083
8483909100	Oth toothed wheels for pedestrian controlled tractors of subhead 8701.10	158	1.384	1.742	46.725
8483909300	Oth toothed wheels for oth tractors of heading 87.01	31	1.122	558	17.807
8483909400	Oth toothed wheels for goods of heading 87.11	124.557	958.222	1.633.577	11.643.444
8483909500	Oth toothed wheels for oth goods of chapter 87	117.050	1.346.283	2.133.504	23.335.970
8483909900	Oth toothed wheels for others	304.260	2.261.451	2.897.922	16.890.494
8484100000	Gaskets&similar joint metal sheeting comb with oth material/2 more lays	806.749	4.058.285	5.504.115	43.375.840
8484200000	Mechanical seal	73.172	1.122.331	717.933	12.091.392
8484900000	Sets/assortments of gaskets&similar joints	229.569	2.040.199	3.055.084	37.023.210
8486101000	Apparatus for rapid heating of semiconductor wafers	177	7.540	3.422	1.355.738
8486102000	Spin dryers for semiconductor wafer processing	686	6.463	9.294	57.271
8486103000	Machines for produc semiconductor wafer by removal of material, laser/ photon be	0	240	0	2.694
8486104000	Mach., app for sawing monocrystal semi-cond. boules into slice, wafer into chip	0	2.272	0	30.167
8486105000	Grinding, polishing, lapping machines for proces. of semiconductor wafers	0	14.365	0	384.299
8486106000	Apparatus for growing/pulling monocrystal semiconductor boules	0	76.489	0	7.308.941
8486109000	Oth machines&apparatus for the manufact of boules/wafers	3.854	109.220	15.683	8.497.484
8486201100	Chemical vapour deposition app. for semiconductor production	2	391	98	82.778
8486201200	Epitaxial deposition mach., spinners for coating photograph emulsi on semicondu	0	69.606	0	408.719
8486201300	Physical deposition app. by sputtering on semicond wafer, for semicond product	0	6.072	0	891.039
8486201900	Other film formation equipment	0	8.447	0	345.159
8486202100	Ion implanters for doping semiconductor materials	0	567	0	9.252
8486202900	Other doping equipment	0	20	0	240
8486203100	Deflash mach, spraying appliance for etching, stripping, cleaning semicon wafer	0	8.473	0	337.329
8486203200	Equipment for dry-etching patterns on semiconductor materials	266	442	4.336	4.556
8486203300	App for wet etching, developing, stripping, cleaning semiconductor wafers	0	11.076	0	1.662.571
8486203900	Other etching and stripping equipment	37	251	329	8.075
8486204200	Step and repeat aligners	0	34	0	14.774
8486204900	Other lithography equipment	205	1.617	3.267	28.696
8486205100	Dicing machines for scribing/scoring semiconductor wafers	0	1.971	0	12.987
8486205900	Other equipment for developing exposed wafers	629	27.710	23.794	462.740
8486209100	Lasercutters for cut contact. tracks in semiconductor production by laser beam	0	13.749	0	74.420
8486209200	Mach. for bend, fold and straightening semiconductor leads	0	9.878	0	326.710
8486209300	Resistance heated furnaces, ovens for the manufact of semicon device/on wafer	0	749	0	21.259
8486209400	Inductance/dielectric furnace, oven for the manufact of semicon device/on wafer	0	11.098	0	905.979
8486209500	Auto-mach. for the placement/removal of comp./contact element on semicond. wa	0	1.373	0	12.948
8486209900	Other mach. & appts for the mnfact of semicon. devices/ of elect integ. circuit	43	11.775	730	194.766
8486301000	App. for dry etch pattern on flat panel display substrates	4	215	8	5.277
8486302000	App. for wet etch, develop, stripping or cleaning flat panel displays	0	3.226	0	34.829
8486303000	Chemical vapour deposition app. to prod spinners for coat, physico dep. flat panel	0	4.284	0	170.269
8486309000	Other mach. and app. for the manufact of flat panel displays	4.141	10.920	65.952	149.520
8486401000	Focused ion beam milling mach to prodce, repair mask, reticle for pattern s-device	2.174	19.474	85.648	193.908
8486402000	Die attach app, auto-tape/wire bonders, auto-mach. trans/handle/storage, wafer bc	114	48.832	4.799	3.901.677
8486403000	Moulds for manufact. of semiconductor devices	6	112.027	8.750	3.602.213
8486404000	Optical stereoscopic microscopes with equip. design to handle of s-wafer/rticle	20	385	7.236	63.381
8486405000	Photomicrographic microscope with equip design to handle of s-wafer/recticle	0	715	0	116.130
8486406000	Electron beam microscopes with equip design to handle of s-wafer/recticle	0	15	0	2.788
8486409000	Other machines and apparatus specified in note 9(c) to this chapter	9	907	259	49.392
8486901100	Parts and accessories of app for rapid heating of semiconductor wafer	117	10.544	2.005	275.958
8486901200	Parts & accessories of spin dryers for semiconductor wafer processing	261	1.045	2.929	10.245
8486901300	Parts&accessories of mach. for prod. semicon wafers by removal/laser/ photon be	53	10.300	820	120.822
8486901400	Tool holders&self-open diehead, of mach for sawing s-boul to slice/wafer to chip	0	1.512	0	27.999
8486901500	Oth parts, access. of mach. for sawing m-crystal s-boule to slice/wafer to chip	0	26.287	0	391.784
8486901600	Parts & access. of grind, polish, lap mach for processing of semicon. wafers	58	3.070	141	34.609
8486901900	Oth parts, access. of mach. and app. for the manufact. of boules/wafers	98	74.687	104.238	974.045
8486902100	Parts & access of chemical vapour deposition app. for semiconductor product	0	281	0	1.316
8486902200	Parts & access. of epitaxial depo. mach, spinner for coat photo. emuls on s-wafer	1.533	34.835	147.933	1.645.340
8486902300	Parts & access. of ion implanter for doping of app for physical depo, sputter	0	1.117	0	11.314
8486902400	Tool holder/self-open diehead; of spray for etch, strip s-wafer, dry-etch pattern	192	459	5.000	6.946
8486902500	Oth parts & access. of spray for etch, strip, clean, dev s-wafer, dry-etch pattern	35.521	40.651	52.273	162.441
8486902600	Tool holder/self-open diehead, of dicing mach laser cutters, fold, strightn s-lead	0	2.622	0	6.700
8486902700	Other part and accessories of dicing mach laser cutters, fold, strightn s-lead	0	6.365	0	149.436
8486902800	Part & access of resist heated, induct, dielectric furnaces/oven mnfact s-wafer	0	2.817	0	15.450
8486902900	Oth part & acces of mach & app. for mnfact of s-devices/ of elect. integr-circuits	45	2.093	945	44.616
8486903200	Tool holder/self-open dieheads, of app. wet etch patterns on flat panel display	0	957	0	10.471
8486903300	Oth. part&access of app for wet etching develop, strip/clean flat panel display	0	2.216	0	71.418
8486903500	Part & access of spinners for coat. photoemuls/app. physico depo on flat panel displa	0	108	0	1.024
8486903900	Oth part & access of mach and apparatus for the manufact. of flat panel displays	75	852	724	37.818
8486904100	Part & acces of focused ion beam milling mach to produce, repair mask, reticle	0	1.874	0	5.597
8486904200	Part&access of die attach app, auto-tape/wire bonder, encapsul equip for assemb	56.601	125.518	95.309	919.070
8486904300	Part&access of auto-mach transport, handle/storage of s-conductors, wafer casse/t	0	3	0	46
8486904400	Part&acc of optic stereoscop microscopewith equip to hndle/tran of s-wafer/rticl	7	31	2.573	2.698

**I.3. IMPOR MENURUT KOMODITI / IMPORT BY HS COMMODITY**  
**\*\*\* NOPEMBER / NOVEMBER 2008 \*\*\***

H S	Uraian Komoditi Commodity Description	Berat Bersih / Net Weight (Kg)		Nilai / Value C.I.F (US\$)	
		Bulan ini	Kumulatif	Bulan ini	Kumulatif
		Current Month	Cum.Jan. to date	Current Month	Cum.Jan. to date
8486904500	Part & acces of electron beam microscopewith equip to hndle/tran of s-wafer/rtcl	0	10	0	708
8486904600	Part & acces of pattern generating appused to prod masks/rtcl from photoresist	5.818	6.359	276.975	316.925
8486904900	Part and acces of other mach & appspecified in note 9(c) to this chapter	832	14.753	35.399	264.187
8487100000	Ships/boats propellers and blades	145.188	2.273.187	818.542	16.569.233
8487900010	Oil seal rings	134.061	1.667.814	843.868	16.395.805
8487900090	Oth mach. parts, not cont. electric con-necter,insulator,coil, oth elec.features	498.401	3.199.253	1.485.559	32.620.293
8501101100	Stepper dc motors of an output =<37.5w	44.494	862.152	1.088.415	21.742.171
8501101200	Spindle dc motors of an output =<37.5w	37.094	446.266	1.323.292	19.722.053
8501101900	Others dc motors of an output =<37.5w	133.412	2.137.557	1.659.301	27.424.417
8501109100	Stepper universal (AC/DC) motors ofan output =<37.5w	1.105	15.212	8.553	254.808
8501109200	Spindle universal (AC/DC) motors ofan output =<37.5w	12.338	99.075	616.410	4.548.723
8501109900	Others universal (AC/DC) motors ofan output =<37.5w	236.777	4.500.835	2.040.522	31.107.184
8501201100	Universal (AC/DC) motors ofan output >746 w and < 1 kw	1.787	51.559	14.985	203.089
8501201900	Universal (AC/DC) motors ofanoutput >37.5 w and <= 746 w	139.615	2.542.747	284.095	4.033.452
8501202000	Universal (AC/DC) motors ofan output>1 kw	15.761	288.212	72.744	1.364.725
8501311000	Dc motors an output =< 750 w	118.407	3.522.066	1.060.152	20.393.406
8501312000	Dc generators an output =< 750 w	388.615	3.698.199	4.090.047	16.281.887
8501320000	Dc motors/dc generator an output > 750wand <= 75 kw	680.049	6.228.527	906.822	10.506.073
8501330000	Dc motors/dc generator an output >75 kwand <= 375 kw	17.012	1.940.977	82.151	2.892.511
8501340000	Dc motors/dc generator an output > 375kw	38.076	193.134	486.379	1.948.078
8501401000	Oth AC motors, single-phase of anoutput <=1kw	185.730	2.853.515	405.548	7.415.188
8501402000	Oth AC motors, single-phase of anoutput >1kw	176.815	1.027.532	323.734	2.334.513
8501510000	Oth AC motors, multi-phase of anoutput <=750 w	130.746	2.037.673	553.179	7.857.463
8501521000	Oth AC motors, multi-phase of an output> 750w and <=1kw	73.765	1.547.297	529.045	4.358.035
8501522000	Oth AC motors, multi-phase of an output> 1 kw and <= 37.5 kw	576.784	5.231.380	1.281.642	13.723.570
8501523000	Oth AC motors, multi-phase of an output> 37.5 kw and <= 750 kw	249.797	1.962.304	705.792	9.411.344
8501530000	Oth AC motors,multi-phase of anoutput >75kw	381.849	2.083.357	1.025.622	13.360.228
8501611000	AC generator of an output <=12.5 kva	453.730	5.443.065	680.038	9.643.347
8501612000	AC generator of an output > 12.5 kva & <=75kva	300.586	2.607.947	327.302	4.467.113
8501621000	AC generator of an output > 75 kva & <= 150 kva	104.008	394.226	171.348	838.282
8501629000	AC generator of an output > 150 kva & <= 375 kva	46.813	439.215	132.477	1.175.513
8501630000	AC generator of an output > 375 kva & <=750kva	63.126	1.449.817	144.628	19.374.291
8501640000	AC generator of an output > 750 kva	262.061	1.134.224	4.240.955	22.633.494
8502110000	Generat sets with compression ignitioninter combus piston output <=75 kva	820.751	8.335.447	2.614.114	26.621.482
8502121000	Generating sets with spark-ignit interncombust pist output >75kva & <=125kva	123.232	892.889	312.156	2.356.857
8502129000	Generating sets with spark-ignit interncombust pist output >125kva & <=375kva	376.103	3.052.634	1.416.406	14.329.471
8502131000	Generating sets with spark-ignit interncombust pist output > 12500 kva	91.532	1.856.548	1.344.810	66.640.425
8502139000	Generating sets with spark-ignit interncomb pist output >375kva & <=12500 kva	974.243	9.986.449	11.202.881	123.390.136
8502201000	Generating sets with spark-ignit interncombust piston output <=75 kva	616.620	8.839.745	898.389	14.616.096
8502202000	Generating sets with spark-ignit interncombust piston output >75kva & <=100kva	26.050	855.690	32.012	1.040.305
8502203000	Generat sets with spark-ignition intrncombust piston output>100kva & <=10000kva	379.076	3.158.940	2.751.234	32.767.699
8502204100	Generating sets with spark-ignit interncombust piston output >12500 kva	13.156	521.206	116.824	4.122.915
8502204900	Generating sets with spark-ignit interncomb piston output>10000kva & <=12500k	86.350	3.099.824	720.287	6.154.606
8502311000	Oth generating sets wind-poweredof an output <=10,000 kva	368	76.200	1.000	3.087.046
8502319000	Oth generating sets wind-poweredof an output >10,000 kva	0	29.133	0	105.097
8502391000	Oth generating sets not wind-poweredof an output <=10 kva	98.673	1.701.686	177.857	2.513.581
8502392000	Oth generating sets not wind-poweredof an 10 kva<output<=10,000 kva	54.334	954.674	573.521	12.594.509
8502393100	Oth generating sets not wind-poweredof an output > 12,5000 kva	79.989	432.647	503.893	14.518.247
8502393900	Oth generating sets not wind-powered ofan output > 10,000 kva & <=12,500 kva	44.492	1.336.423	103.835	21.630.987
8502400000	Electric rotary converters	3.358	83.388	76.989	1.604.362
8503001100	Stators for ceiling fans for generatorsof an output <= 10000 kw	45.654	424.277	584.695	2.926.662
8503001200	Parts of motors for generators ofan output <=1.5 kw & >75kw	1.952	263.724	16.404	1.546.467
8503001300	Parts of motors for generators ofan output >1.5 kw & <=75kw	29.429	881.992	62.358	6.534.121
8503009000	Parts of motors for generators ofan output >75 kw & <= 10000 kw	864.979	11.631.574	10.195.112	146.661.595
8504100000	Ballasts, for discharge lamps/tubes	212.153	3.809.478	1.067.417	16.712.438
8504211000	Step-voltage regulators;instrumentranformer with a power handl cap<=5kva	35.849	139.765	431.215	1.534.870
8504219100	Liquid dielect transformer with handlingcap>5kva & <=10kva, side voltage>=66 k	4.843	65.921	62.111	753.608
8504219900	Liquid dielect transformer with handlingcap>5kva & <=10kva, side voltage <66 kv	46.478	417.482	445.247	7.026.413
8504221100	Step-voltage regulator, side voltage>=66kv & handling cap>650kva & <=10000kv	149	40.063	9.093	106.820
8504221900	Step-voltage regulator of a high sidevoltage of <66,000 volts	12.982	360.313	104.460	2.557.367
8504229100	Liquid dielect transformer, side voltage>=66 kv, handl cap >650 kva & <=10000k	24.721	96.249	172.430	2.090.936
8504229900	Liquid dielect transformer, side voltage< 66 kv, handl cap >650 kva & <=10000kv	104.050	859.143	494.577	4.904.238
8504231000	Liquid dielectric transformers, powerhandl cap > 10000kva & <= 15000kva	689.222	2.556.245	5.481.827	23.126.896
8504232100	Liquid dielectric transformers, powerhandl cap > 15000kva & <= 20000kva	0	800.235	0	926.376
8504232900	Liquid dielectric transformers, powerhandl cap > 20000kva	131.938	1.083.954	1.023.553	10.073.113
8504311000	Instrum. potential transformer, powerhandling capacity <= 1 kva	4.283	860.243	87.264	6.677.480
8504312000	Instrum. current tranformer with powerhandling capacity <= 1 kva	513.886	1.273.742	7.403.210	17.134.975
8504313000	Flyback transformer, power handlingcapacity < 1 kva	52.761	587.356	317.830	3.928.745
8504314000	Intermediate frequency transformer,power handling capacity <= 1 kva	10.235	856.560	165.249	5.022.826
8504315000	Step up/down transformer,slide regulatorhandling capacity <= 1 kva	189.514	3.183.531	1.209.181	18.287.259
8504319000	Oth transformer having power handlingcapacity <= 1kva	140.471	2.477.372	2.184.028	22.483.694
8504321100	Matching transformers, power handlingcapacity > 1 kva and <= 5 kva	6.720	124.630	75.220	1.318.316
8504321900	Oth instrument transformator, powerhandling capacity > 1 kva and <= 5 kva	4.466	319.821	61.537	1.816.960

**I.3. IMPOR MENURUT KOMODITI / IMPORT BY HS COMMODITY**  
**\*\*\* NOPEMBER / NOVEMBER 2008 \*\*\***

H S	Uraian Komoditi Commodity Description	Berat Bersih / Net Weight (Kg)		Nilai / Value C.I.F (US\$)	
		Bulan ini	Kumulatif	Bulan ini	Kumulatif
		Current Month	Cum.Jan. to date	Current Month	Cum.Jan. to date
8504322000	Instrmnt used with toys, scale models or similar recreational models	17	5.173	5.861	34.373
8504323000	Oth transformer, high frequency, powerhandling capacity > 1 kva and <= 5 kva	0	7.960	0	77.547
8504324100	Matching transformers, power handling capacity > 5 kva and <= 10 kva	0	4.779	0	64.423
8504324900	Oth instrument transformer, power capacity > 5 kva and <= 10 kva	718	91.924	10.031	535.122
8504325100	Matching transformers, power handling capacity > 10 kva and <= 16 kva	0	943	0	11.496
8504325900	Oth instrument transformer, power capacity > 10 kva and <= 16 kva	12.190	155.961	35.045	781.974
8504331100	Matching transform. side voltage >= 66kv & power cap. > 16 kva and <= 500 kva	0	263	0	6.247
8504331900	Oth instrum transform. side voltage >= 66kv & power cap. > 16 kva and <= 500 kva	862	53.990	10.135	136.820
8504339100	Matching transform. side voltage < 66kv & power cap. > 16 kva and <= 500 kva	3.492	9.178	32.025	121.723
8504339900	Oth instrum transform. side voltage < 66kv & power cap. > 16 kva and <= 500 kva	209.136	573.273	1.216.105	4.303.755
8504341100	Matching transform. side voltage >= 66kv & power cap > 10000 kva & <= 15000 kv	11.205	109.195	60.233	288.092
8504341200	Oth instrum transform. side voltage >= 66kv & power cap > 10000 kva & <= 15000 kv	32.659	266.896	458.046	3.250.834
8504341300	Matching transform. side voltage < 66kv & power cap > 10000 kva & <= 15000 kva	0	31.645	0	200.544
8504341400	Oth instrum transform. side voltage < 66kv & power cap > 10000 kva & <= 15000 kva	6.792	243.471	2.004.256	5.679.127
8504342100	Matching transform. having a powerhandling capacity > 15000 kva	0	1.079	0	13.934
8504342900	Oth instrument transform. with powerhandling capacity > 15000 kva	125.018	789.214	1.139.269	5.773.183
8504401100	Uninterrupted power supplies (ups)	800.645	8.117.409	5.539.508	48.106.815
8504401900	Other static converter for automatic data processing machines	145.133	1.349.031	1.786.014	27.979.492
8504402000	Battery chargers having a rating > 100 kva	103.643	752.967	717.982	4.029.567
8504403000	Other rectifiers	95.013	825.727	1.839.132	14.933.316
8504404000	Inverters	46.948	262.526	682.704	3.424.041
8504409000	Other static converter	661.199	4.014.646	3.476.653	39.413.686
8504501000	Inductors for power supply for automatic data process mach & unit thrf, telecom apj	28.477	645.484	649.987	9.165.026
8504502000	Chip type fixed inductors	2.574	58.267	223.479	2.061.404
8504509100	Other inductors, with power handling capacity > 2500 kva and <= 10000 kva	5.286	115.860	467.011	6.955.705
8504509200	Other inductors having a power handling capacity > 10000 kva	2.304	26.011	66.273	727.376
8504901000	Parts of goods of subheading 8504.10	21.192	287.493	323.128	4.107.912
8504902000	Parts of printed circuit assmb good sub 8504.40.11, 8504.40.19, 8504.50.11	2.778	328.880	32.504	2.859.887
8504903100	Radiator panel, flat tube radiator assembl for distrib & power transformer <= 10000 kv	19.203	185.634	27.215	591.653
8504903900	Oth part of electrical transformers of a capacity <= 10,000 kva	78.390	3.148.879	592.507	23.673.248
8504904100	Radiator panel, flat tube radiator assembl for distrib & power transformer > 10000 kv	33.544	145.096	97.873	479.591
8504904900	Oth part of electrical transformers of a capacity > 10,000 kva	3.100	330.975	31.120	1.494.660
8504905000	Other, for inductors of capacity <= 2500 kva	6.510	9.349	267.000	321.301
8504906000	Other, for inductors of capacity > 2500 kva	457	10.176	5.731	374.491
8504909000	Parts of goods of heading 8504 oth than subheading 8504.10.	216.160	3.528.370	1.855.034	22.968.123
8505110000	Permanent magnet of metal	73.179	1.812.896	599.319	13.639.277
8505190000	Permanent magnet not of metal	276.104	4.900.902	4.296.786	51.686.273
8505200000	Electro magnetic couplings, clutches and brakes	89.087	1.023.378	528.033	11.945.910
8505901000	Electro magnetic/permanent magnet chucks, clamps & similar holdg devices	40.525	1.199.476	464.180	13.480.345
8505902000	Parts of goods of subheading 8505.20	444	30.523	12.144	205.422
8505909000	Oth non-permanent magnet	82.185	1.640.508	1.162.805	23.451.621
8506101000	Manganese dioxide having external volume <= 300 cm of primary cell/batteries	106.936	1.254.494	522.182	5.111.313
8506109000	Manganese dioxide having external volume > 300 cm of primary cell/batteries	79.020	1.231.158	361.693	7.793.853
8506300000	Mercuric oxide of primary cell/batteries	19	876	1.706	19.222
8506400000	Silver oxide of primary cell/batteries	0	1.544	0	29.903
8506500000	Lithium of primary cell/batteries	52.268	418.103	487.347	3.810.943
8506600000	Air-zinc of primary cell/batteries	17	12.284	27	89.582
8506801000	Zinc carbon, having an external volume <= 300 cm of primary cell/batteries	11.420	52.098	44.491	261.009
8506802000	Zinc carbon, having an external volume > 300 cm of primary cell/batteries	4.132	21.050	13.232	130.099
8506809000	Other primary cell/batteries	439.421	4.621.877	6.834.008	79.439.013
8506900000	Parts of primary cells/batteries	215.674	1.976.426	5.597.589	44.469.826
8507101000	Lead-acid, for starting piston engine of a kind used for aircraft	18.250	380.895	37.270	1.831.990
8507109000	Lead-acid, for starting piston engine of a kind used not for aircraft	850.122	8.700.803	4.536.534	36.493.841
8507201000	Oth lead-acid accumulator of a kind used for aircraft	0	8.739	0	609.620
8507209000	Oth lead-acid accumulator of a kind used not for aircraft	440.612	3.762.317	1.117.664	11.321.865
8507300000	Nickel-cadmium of electric accumulators including separator therefor	13.422	222.544	76.384	1.660.174
8507400000	Nickel-iron of electric accumulators including separator therefor	0	1.317	0	20.702
8507801100	Lithium ion accumulators of a kind used for laptop (incl. notebook, subnotebook)	541	6.398	15.051	243.919
8507801900	Other lithium ion accumulators	5.179	239.769	23.020	1.090.565
8507802000	Oth accumulator of a kind used for aircraft	469	21.552	60.131	863.415
8507809000	Other accumulator	384.981	2.658.079	3.247.625	14.192.626
8507901100	Plate of goods of subheading 85.07.90 8507.10	2.042	12.557	35.241	191.293
8507901200	Plate of a kind used for aircraft	0	187	0	9.082
8507901900	Plates for other accumulators	16.966	372.888	90.012	1.733.657
8507909100	Other parts of a kind used for aircraft	0	565	0	24.558
8507909200	Battery separators in sheets, rolls/cutto size of materials oth than PVC	52.243	855.049	219.640	3.971.841
8507909300	Part of goods of subheading 8507.10.90	5.352	277.815	25.161	1.095.585
8507909900	Part of good of heading 8507.10 oth than subheading 8504.10.90	257.202	1.928.317	1.096.307	9.835.526
8508110000	Vacuum cleaner with self-contained electric power < 1,500 w & a dust bag < 20 l	71.204	625.313	365.580	4.065.490
8508190000	Oth vacuum cleaners with self-contained electric	10.889	573.812	65.674	4.120.998
8508600000	Other vacuum cleaners	21.214	554.269	194.052	4.013.040
8508700010	Part of vacuum cleaner for domestic use	6.417	55.405	78.669	478.446
8508700090	Part of vacuum cleaner other than domestic use	73	69.904	1.933	908.001

**I.3. IMPOR MENURUT KOMODITI / IMPORT BY HS COMMODITY**  
**\*\*\* NOPEMBER / NOVEMBER 2008 \*\*\***

H S	Uraian Komoditi Commodity Description	Berat Bersih / Net Weight (Kg)		Nilai / Value C.I.F (US\$)	
		Bulan ini	Kumulatif	Bulan ini	Kumulatif
		Current Month	Cum.Jan. to date	Current Month	Cum.Jan. to date
8509400000	Food grinder&mixer,fruit/vegetable juiceextract with self-contained elect motor	240.538	3.492.178	967.124	12.404.981
8509801000	Floor polishers with self-containedelectric motor	8.982	123.273	34.019	554.476
8509809000	Oth electro-mechanic domestic applianceswith self-contained electric motor	43.292	758.518	701.516	10.441.014
8509901000	Part of goods of subheading 8509.80.10	1.193	127.066	5.198	895.976
8509902000	Part of goods of subheading 8509.40.10or 8509.80.90	236.624	2.920.673	275.543	4.454.631
8510100000	Shavers, with self-contained electricmotor	79.904	202.898	282.572	917.294
8510200000	Hair clippers, with self-containedelectric motor	5.229	69.891	12.898	161.074
8510300000	Hair-removing appliances,with self-contained electric motor	307	7.700	3.351	47.630
8510900000	Parts of shavers, with self-containedelectric motor	23.054	330.712	2.162.634	7.713.380
8511101000	Sparking plugs suitable for aircraftengines	183	26.266	3.256	874.300
8511109000	Other sparking plugs	116.570	1.286.559	780.088	7.581.093
8511200000	Ignition magnetos, magneto-dynamos,magnetic flywheels	55.474	674.227	836.749	6.294.881
8511302000	Unassembled distributors/ignition coilexcluding those for aircraft engines	5.920	58.787	71.178	4.923.414
8511309000	Other distributors; ignition coils	202.651	2.617.926	2.697.796	34.742.733
8511401000	Starter motors & dual purpose starter-generators for aircraft engines	237	4.076	304.463	1.491.729
8511402000	Other unassembled starter motors	10.055	320.408	149.287	7.858.710
8511403000	Starter motors for vehicles of heading87.01 to 87.05	228.083	2.086.527	1.599.327	17.489.091
8511409000	Other starter motor	192.585	2.995.056	2.338.536	30.827.773
8511501000	Other generator suitable for aircraftengines	31	14.173	211	730.384
8511502000	Other unassembled alternators	349	176.401	10.066	382.266
8511503000	Oth alternators for vehicles of heading87.01 to 87.05	299.570	3.095.646	2.198.017	29.342.760
8511509000	Other generators	402.125	2.183.852	2.449.253	30.803.046
8511800000	Other equipment of electrical ignitionor internal combustion engines	51.072	608.164	1.001.447	9.871.071
8511900010	Parts of goods for aircraft engines	226	24.232	7.833	529.047
8511900091	Contact points	8.204	150.311	484.835	8.046.000
8511900099	Other parts of electrical ignition/internal combustion engines	400.631	4.947.590	4.703.396	62.499.426
8512100000	Lighting/visual signalling equipmentof a kind used on bicycles	38.972	621.215	124.891	1.740.191
8512201000	Lighting/visual signalling equipmentfor motor cars, assembled	515.433	5.205.285	7.091.639	73.808.013
8512202000	Unassembled lighting/visual signallingequipment	29.228	286.811	153.766	1.934.718
8512209000	Other lighting/visual signallingequipment	120.558	1.344.133	2.223.200	23.541.699
8512301000	Horns and serenes, assembled	62.866	847.680	338.429	4.486.346
8512302000	Unassembled sound signalling equipment	8.539	22.030	83.504	187.620
8512309000	Other sound signalling equipment :	33.583	643.231	281.012	3.926.480
8512400000	Windscreen wiper, defroster & demisters	101.234	982.576	744.011	7.043.181
8512901000	Parts of goods of subheading 8512.10	16.782	260.400	620.361	2.835.574
8512902000	Parts of goods of subheading 8512.208512.30,/8512.40	164.031	1.996.766	2.645.882	28.455.306
8513101000	Miners helmet lamps	773	32.625	10.932	1.247.345
8513102000	Quarrymens lamps	2.212	33.929	8.984	131.366
8513109000	Other portable electric lamps	268.602	3.728.806	1.032.790	10.505.425
8513903000	Parts of reflectors for flashlights;plastic switch	10.711	246.253	14.748	370.454
8513909000	Oth part of portable elect lamp designedto fuct by their own source of energy	143.179	1.291.828	254.385	3.100.190
8514100000	Resistance heated furnaces and ovens	71.373	535.122	996.747	6.580.726
8514202000	Oth furnace/oven function by inductionmanufact. of PCB/printed wiring board	0	45.783	0	1.484.490
8514209000	Oth furnaces/oven function by inductionor dielectric loss	175.638	1.399.680	1.053.533	12.769.447
8514302000	Oth elect furnace/oven for the manufactof PCB/printed wiring board	6	24.895	785	175.301
8514309000	Other furnaces and ovens	72.266	1.378.471	1.026.623	6.956.746
8514400000	Oth equipment for the heat treatment ofmaterials by induction/dielectric loss	28.986	462.387	1.292.533	4.153.081
8514902000	Part of industrial/laboratory electricfurnaces/oven for manufact. of PCB/PWB	6.378	106.720	101.336	984.086
8514909000	Other parts of furnaces and ovens	932.419	2.907.052	3.410.108	11.251.243
8515110000	Soldering irons and guns	22.828	445.235	247.262	2.275.632
8515191000	Mach and app for soldering componenton PCB/printed wiring boards	8.737	318.692	286.390	3.693.602
8515199000	Other brazing/soldering machines andapparatus	65.291	446.490	197.298	5.142.904
8515210000	Mach and app for resistance welding ofmetal fully/partly automatic	12.886	580.593	39.286	3.830.821
8515290000	Mach and app for resistance welding ofmetal non-automatic	173.980	1.468.000	649.962	6.814.298
8515310000	Mach and app for arc welding of metalfully/partly automatic	86.301	1.345.443	914.581	11.740.041
8515391000	AC arc welders, transformer type non-automatic	96.057	1.130.749	287.008	5.300.066
8515399000	Mach and app for arc welding of metalnon-automatic	89.387	1.465.140	1.184.567	11.186.764
8515801000	Electric mach & app for hot spraying ofmetals/sintered metal	7	243.792	2.990	1.281.594
8515809000	Electric mach & app not for hot sprayingof metals/sintered metal	48.349	660.879	395.755	4.954.096
8515901000	Parts of AC arc welder, transformer type	14.447	233.055	352.933	4.417.172
8515902000	Parts of mach & app for solderingcomponent on PCB/printed wiring boards	16.527	67.607	384.399	1.514.347
8515909000	Other parts in heading 8515	146.806	1.674.745	2.261.989	17.625.888
8516101000	Electric instantaneous/storage waterheaters	134.373	1.578.013	666.086	7.741.127
8516103000	Electric immersion water heaters	6.204	110.831	40.128	309.421
8516210000	Storage heating radiators	21	79	55	1.024
8516290000	Oth electric space heating app/electricsoil heating apparatus	619	157.848	38.075	2.353.232
8516310000	Hair dryers	19.369	352.795	107.685	1.337.079
8516320000	Other hair-dressing apparatus	36.662	475.984	89.594	983.832
8516330000	Hand-drying apparatus	624	47.934	4.299	397.787
8516401000	Electric smoothing irons of kind designto use steam from the indust boilers	0	15.965	0	106.559
8516409000	Other electric smoothing irons	50.386	1.327.962	183.603	4.051.537
8516500000	Microwave ovens	57.073	929.680	248.835	3.298.952
8516601000	Rice cookers	783.773	14.263.319	3.203.951	53.081.717

**I.3. IMPOR MENURUT KOMODITI / IMPORT BY HS COMMODITY**  
**\*\*\* NOPEMBER / NOVEMBER 2008 \*\*\***

H S	Uraian Komoditi Commodity Description	Berat Bersih / Net Weight (Kg)		Nilai / Value C.I.F (US\$)	
		Bulan ini	Kumulatif	Bulan ini	Kumulatif
		Current Month	Cum.Jan. to date	Current Month	Cum.Jan. to date
8516609000	Cooking plates,boiling rings,grillers &roasters	132.653	1.599.096	442.470	5.029.519
8516710000	Coffee/tea makers	37.156	184.655	210.033	1.066.969
8516720000	Toasters	35.662	467.077	132.927	1.610.942
8516791000	Kettles	9.210	175.549	22.403	454.239
8516799000	Other electro-thermic appliances	127.982	1.656.203	448.481	5.931.730
8516801000	Elect heating resistor for type-founding/type-setting mach; for indust. furnaces	1.921	36.211	21.079	349.441
8516802000	Sealed hotplates for domestic appliances	4.723	7.317	6.960	83.637
8516803000	Other electric heating resistors fordomeestic appliances	19.470	223.647	52.228	1.004.779
8516809000	Other electric heating resistors not fordomeestic appliances	21.583	552.786	623.184	4.208.497
8516902000	Parts of goods of sub 8516.33,816.50,8516.60, 8516.71/8516.79.10	204.791	3.607.403	587.922	6.424.287
8516903000	Parts of goods of sub 8516.10	52.648	669.860	159.201	1.469.950
8516909000	Other parts of goods of sub 8516	1.081.898	15.157.758	4.372.269	74.384.712
8517110000	Line telephone sets with cordlesshandsets	23.978	575.682	591.010	33.004.220
8517120000	Telephones for cellular networks/forother wireless networks	497.511	8.995.784	76.016.001	1.371.099.974
8517180000	Other telephone sets	140.906	1.779.290	2.475.913	53.310.479
8517610010	Set top boxes which have a communicationfunctions of base station	117.125	1.529.499	4.126.419	61.468.997
8517610020	Base station for radio-broadcasting	0	104	0	2.162
8517610090	Other base stations	121.768	2.076.804	3.065.425	134.762.803
8517621000	Radio transmitters/receivers for simult.interpretaion at multiligual conference	750	4.143	840.744	1.915.360
8517622100	Control & adaptor units, incl. gateways,bridges and routers	25.791	304.393	944.427	4.779.414
8517622900	Oth unit of automatic data process machoother than those of heading 84.71	349	25.719	170.757	1.385.233
8517623000	Telephonic/telegraphic switching app	166.631	375.537	2.670.199	23.061.980
8517624100	Modems including cable modems and modemcards	72.659	717.244	3.332.201	63.519.537
8517624200	Concentrators/multiplexers	22.962	1.575.660	4.246.992	73.048.099
8517624910	Set top boxes which have a communi-funcof app for carrier-current line system	0	17.465	0	259.456
8517624990	Oth app for carrier-current line systemor for digital line systems	2.731	4.495	473.659	590.026
8517625100	Wireless lans	131.711	134.496	274.275	423.545
8517625200	Transmission/reception app for simultaneinterpretaion at multiligual conference	0	94	0	5.128
8517625300	Other transmission apparatus for radio-telephony/radio-telegraphy	216.093	3.531.942	26.178.141	570.727.453
8517625900	Transmission/reception app.for simultaneinterpretaion at multiligual conference	22.249	150.665	497.463	14.272.047
8517626100	Transmission apparatus for radio-telephony/radio-telegraphy	0	31.590	0	11.782.255
8517626910	Data compression tools	0	1.639	0	26.526
8517626990	Oth machines for reception, conversion & transmission of voice or image	0	371	0	21.083
8517629000	Oth mach for the reception, conversion &transmis/regenerate of voice,images,da	331.416	1.686.387	30.087.740	96.329.319
8517691000	Portable receiver for call, alert/page &paging alert devices, including pagers	0	749	0	13.652
8517692000	Oth app. for transmission/recept voicesfor radio-telephony/radio-telegraphy	556	11.846	17.223	554.621
8517699000	Oth app. for transmission/recept voices	12.259	584.692	2.313.023	60.976.912
8517701000	Parts of control and adaptor units incl.gateways, bridges, routers	1.772	141.509	426.511	11.602.778
8517702100	Parts of cellular telephones	14.437	1.082.014	471.926	9.708.088
8517702900	Oth parts of transmission app, oth thanradio-broadcasting/television trans app	65.671	796.447	3.721.695	39.068.019
8517703100	Other printed circuit boards, assembledfor line telephony/line telegraphy	14.238	95.069	5.340.823	12.901.721
8517703200	Other printed circuit boards, assembledfor radio-telephony/radio-telegraphy	2.253	295.859	35.939	6.658.660
8517703900	Other printed circuit boards, assembledfor other	388.632	4.441.402	11.743.742	231.291.279
8517704000	Antennae of a kind used with apparatusfor radio-telephony/radio-telegraphy	278.910	2.124.075	7.994.957	66.404.155
8517709100	Oth parts for line telephonyor line telegraphy	397	486.874	12.054	22.261.581
8517709200	Other parts for radio-telephonyor radio-telegraphy	54.962	435.325	15.698.101	21.378.613
8517709900	Other parts in subheading 85.17.70	725.912	10.089.391	71.765.116	877.370.164
8518101100	Microphones having a frequency rangeof 300 hz to 3.4 khz	4.054	91.995	25.082	518.209
8518101900	Oth microphones,whether/not withtheir stands	59.372	649.732	209.056	2.095.039
8518109000	Other microphones	127.752	1.880.234	922.291	11.048.280
8518210000	Single loudspeakers, mounted in theirenclosures	329.779	3.723.424	1.245.918	12.400.863
8518220000	Multiple loudspeaker,mounted inthe same enclosures	201.695	5.172.000	643.591	15.424.533
8518291000	Box assembly speakers	34.153	284.555	125.265	927.047
8518292000	Loudspeakers,without housing, havinga freq 300 hz to 3.4 khz	7.675	56.958	46.382	250.275
8518299000	Other loudspeakers	621.858	7.013.675	2.899.086	33.288.496
8518301000	Headphones	26.603	268.654	174.452	1.176.510
8518302000	Earphones	74.541	675.010	415.841	3.709.247
8518303100	Handsets for telephonic apparatus	4.906	32.574	34.427	153.666
8518303900	Other headphones and earphones,combined microphone/speaker sets	10.938	75.029	65.103	790.447
8518304000	Line telephone handsets	2.125	15.792	12.149	212.779
8518309000	Sets consisting of a microphone and oneor more loudspeakers	8.346	1.521.476	122.298	8.816.877
8518401000	Audio-frequency electric amplifiers,having 6/more inputs signal lines	26.205	62.442	32.180	317.684
8518402000	Audio-frequency electric amplifier usedas repeaters in line telephony	0	36	0	5.994
8518403000	Audio-frequency electric amplifier usedas repeater in telephony not line tlpny	155	3.710	4.988	108.414
8518409000	Other amplifier listrik audio-frekuensi	113.735	1.217.781	371.313	4.110.069
8518500000	Other electric sound amplifier sets	292.236	2.192.372	887.787	7.740.477
8518901000	Parts of subhead 8518.10.11,8518.29.208518.30.40, 8518.40.20,inc print circuit	326.433	5.913.091	2.098.704	30.810.760
8518902000	Parts of goods of subheadings 8518.40.10	847	243.636	1.521	2.510.221
8518909000	Parts of goods of subheadings 8518.50.108518.50.20	886.646	10.100.872	4.624.873	57.477.867
8519200000	App operated by coins, banknotes, bankcard, token/by other mean of payment	182	56.839	2.235	414.989
8519300000	Turntables (record-decks)	548	12.822	4.298	264.341
8519500000	Telephone answering machines	0	6.816	0	11.977
8519811000	Pocket size cassette recorders, thedimensions of which < 170 x 100 x 45 mm3	1.497	17.284	5.334	217.491

**I.3. IMPOR MENURUT KOMODITI / IMPORT BY HS COMMODITY**  
**\*\*\* NOPEMBER / NOVEMBER 2008 \*\*\***

HS	Uraian Komoditi Commodity Description	Berat Bersih / Net Weight (Kg)		Nilai / Value C.I.F (US\$)	
		Bulan ini	Kumulatif	Bulan ini	Kumulatif
		Current Month	Cum.Jan. to date	Current Month	Cum.Jan. to date
8519812000	Cassette recorders,with amplifiers/loud-speakers, operate with ext. source-power	0	74.340	0	708.264
8519813000	Compact disc players	29.884	356.275	141.852	1.378.422
8519815000	Dictating mach not capable of operatingwithout an external source of power	0	360	0	43.939
8519816000	Magnetic tape recorder incorp soundreproducing app, digital audio type	10.286	224.648	92.763	1.080.289
8519817000	Other sound reproducing app, cassettetype	2.341	81.797	7.515	184.136
8519819000	Other apparatus using magnetic, opticalor semi-conductor	18.568	354.112	331.994	2.515.691
8519891100	Cinematographic sound reproducers forfilm of a width of less than 16 mm	0	30	0	300
8519892000	Record-players with/without loudspeakers	78	30.173	1.110	125.157
8519899000	Other apparatus not using magnetic,optical/semiconductor	88.064	3.213.187	375.697	7.673.688
8521100000	Magnetic tape-type of video recording/reproducing apparatus with video tuner	3.167	121.103	29.205	3.913.393
8521901100	Laser disc player for used in cinemato-graphy, television/broadcasting	291	11.499	2.797	709.002
8521901900	Other laser disc players	1.120	92.502	22.236	1.425.420
8521909100	Oth video recording for used in cinematography, television/broadcasting	34.068	669.774	52.790	1.643.377
8521909900	Oth video recording/reproducing app,whether/not incorp. a video tuner.	354.541	5.151.842	2.815.648	60.530.542
8522100010	Pick-up cartridges for special used incinemagraphy, television/broadcasting	1.092	337.671	6.678	5.232.634
8522100090	Other pick-up cartridges	18.503	401.413	445.133	10.068.311
8522901000	PCB assemblies for TV, broadcastingcinematograph sound recorder/reproducer	11.795	727.235	220.858	15.104.471
8522902000	Printed circuit boards assemblies fortelephone answering machines	0	87.496	0	4.043.466
8522904000	Audio/video tapedecks and compact discmechanisms	14	74.659	254	1.900.971
8522905000	Audio/video reproduction heads, magnetictype, magnetic erasing heads and rod:	3.064	46.184	58.908	980.808
8522909100	Oth parts, accessories of cinematographysound recorders/reproducers	29	268.106	175	20.878.011
8522909200	Other parts of telephone answeringmachines	0	16.616	0	1.489.030
8522909300	Other parts and accessories for goods ofsubheading 8519.81/heading 85.21	101.279	1.160.725	2.798.138	51.715.019
8522909900	Other parts and accessories for goods ofsubheading 85.19 other than 85.19.81	584.843	15.473.724	36.483.769	896.286.974
8523211000	Cards incorporating a magnetic stripeunrecorded	1.136	71.479	71.018	1.081.597
8523212000	Cards incorporating a magnetic stripe-recorded	370	24.310	2.794	168.576
8523291100	Magnetic tapes, of a width < 4mm forcomputer tapes, unrecorded	232	15.511	2.298	55.326
8523291200	Magnetic tapes, of a width < 4mm forvideo tapes, recorded	0	1.389	0	15.057
8523291910	Other magnetic tapes, of a width < 4mmunrecorded	15.714	131.244	68.051	434.262
8523291990	Other magnetic tapes, of a width < 4mmrecorded	13	2.491	42	47.552
8523292100	Magnetic tapes, of a width >= 4mm, and< 6.5 mm for computer tapes, unrecorde	42.481	136.456	235.024	500.431
8523292200	Magnetic tapes, of a width >= 4mm, and< 6.5 mm for computer tapes, recorded	4.624	69.714	9.769	163.021
8523292910	Other magnetic tapes, of a width >= 4mm,and < 6.5 mm, unrecorded	2.332	35.023	65.540	614.609
8523292990	Other magnetic tapes, of a width >= 4mm,and < 6.5 mm, recorded	1	222	6	5.857
8523293100	Magnetic tapes, of a width >=6.5 mm forcomputer tape,in pancake/jumbo,unrecc	184	2.118	5.690	100.468
8523293200	Magnetic tapes, of a width >=6.5 mm forother computer tapes, unrecorded	0	8.509	0	35.648
8523293300	Magnetic tapes, of a width >=6.5 mm foroth, in pancake/in jumbo form,unrecorde	7	52	8	4.931
8523293910	Oth magnetic tapes, of a width >=6.5 mm,unrecorded	119.421	858.652	490.269	3.558.667
8523293990	Oth magnetic tapes, of a width >=6.5 mm,recorded	90	749	32.642	43.879
8523294100	Magnetic discs for reproducingphenomena other than sound/image	0	319	0	5.559
8523294200	Magnetic discs for reproducing representof instruction, data, sound, image	1.710	44.138	12.350	394.850
8523294300	Other magnetic discs, unrecorded	0	782	0	17.386
8523294400	Other magnetic discs, recorded	24	34.749	124	485.438
8523299100	Magnetic media for computer use, unrecorded	36.968	44.998	84.206	101.847
8523299200	Magnetic media for reproducing forreproducing phenomena not sound/image	0	648	0	15.256
8523299300	Magnetic media for reproducing representof instruction, data, sound, image	2	511	2	3.490
8523299900	Other magnetic discs	20.410	274.926	297.652	2.274.829
8523401100	Discs for laser reading systems forcomputer use, unrecorded	22.455	1.199.309	3.253.807	41.803.219
8523401200	Discs for laser reading systems forreproducing phenomena not sound/image	6.148	242.803	1.857.866	8.151.252
8523401300	Discs for laser reading systems forreproducing sound only	0	4.458	0	8.525
8523401400	Discs for laser reading system forreprerrepresent of instruct,data,sound,image	2.682	30.346	208.506	11.097.565
8523401900	Other discs for laser reading systems	2.715	13.858	67.006	830.359
8523409100	Optical media for computer use,unrecorded	2.907	20.810	29.250	719.744
8523409200	Optical media for reproducingphenomena not sound/image	172	2.096	67.957	8.851.268
8523409300	Optical media for laser reading systems of a kind for reproducing sound only	0	2	0	293
8523409400	Optical media for reproducing, representof instruction, data, sound, image	267	16.091	3.435.244	18.343.404
8523409910	Other optical media, unrecorded	106	4.874	371	254.770
8523409990	Other optical media, recorded	7.979	78.309	391.556	4.061.860
8523511000	Solid-state non-volatile storage devicesuitable for computer use, unrecorded	69	9.563	8.263	181.476
8523512000	Solid-state non-volatile storage devicesfor reproduce phenomena not sound/ima	0	19.698	0	829.440
8523513000	Solid-state non-volatile storage devicesrepresent. of instruct,data,sound,images	2	4.063	6	301.629
8523519010	Solid-state non-volatile storage devicesunrecorde	815	5.327	2.933	12.274
8523519090	Solid-state non-volatile storage devicesrecorded	5	14.045	96	214.388
8523520000	Smart cards	147.997	1.165.566	10.706.338	93.442.659
8523591000	Proximity cards and tags	506	18.402	18.930	247.321
8523592000	Other semiconductor media, suitablefor computer use, unrecorded	2.744	9.625	24.971	263.036
8523593000	Other semiconductor media, suitablereproducing, phenomena not sound/image	6	59	1.261	7.100
8523594000	Oth semiconductor media, suitable repro,represent of instruct,data,sound,image	0	2.841	0	59.813
8523599010	Other semiconductor media, unrecorded	0	22	0	1.485
8523599090	Other semiconductor media, recorded	1	1.028	415	33.474
8523801000	Oth disc,tapes, solid-state non-volatilestorage for computer use, unrecorded	235	10.294	103.025	6.098.294
8523802000	Oth disc,tapes, solid-state non-volatilestorage for repro, pheno not sound/image	2	178	2.998	26.257
8523803000	Oth disc,tape,solid-state non-vlil forrepro,represent of instruct,data,sound	29.881	103.299	101.760	426.313

**I.3. IMPOR MENURUT KOMODITI / IMPORT BY HS COMMODITY**  
**\*\*\* NOPEMBER / NOVEMBER 2008 \*\*\***

H S	Uraian Komoditi Commodity Description	Berat Bersih / Net Weight (Kg)		Nilai / Value C.I.F (US\$)	
		Bulan ini	Kumulatif	Bulan ini	Kumulatif
		Current Month	Cum.Jan. to date	Current Month	Cum.Jan. to date
8523804000	Gramophone records	0	916	0	67.682
8523809010	Oth discs,tapes,solid-state non-volatilestorage unrecorded	0	5.015	0	5.939
8523809090	Oth discs,tapes,solid-state non-volatilestorage recorded	162	7.860	1.832	233.883
8525500010	Transmission apparatus forradio-broadcasting	3.616	153.032	17.007	5.098.317
8525500020	Transmission apparatus for television	10	75.513	1.550	3.467.235
8525500090	Other transmission apparatus for other	9.005	73.082	109.996	1.589.139
8525600000	Transmission apparatus incorporatingreception apparatus	1.634	21.824	322.924	3.040.298
8525801000	Web cameras	12.551	157.901	92.342	951.469
8525802011	Digital still image video cameras	2.865	124.184	83.659	2.627.236
8525802019	Other digital camera	66.262	313.753	1.124.623	7.286.036
8525802020	Video camera recorders	47.898	269.681	1.908.406	5.329.315
8525809000	Television camera	30.524	334.408	445.310	10.365.043
8526101000	Radar app, ground base,/of a kind forincorp in civil aircraft/seagoing vessel	3.520	123.605	74.381	9.355.463
8526109000	Other radar apparatus	88.972	258.054	1.453.511	10.566.206
8526911000	Radio navigational aid app, for incorpin civil aircraft/seagoing vessel	3.206	42.874	431.947	1.419.134
8526919000	Other radio navigational aid apparatus	27.626	963.808	271.779	7.601.865
8526920000	Radio remote control apparatus	7.661	356.586	282.195	12.696.931
8527120000	Pocket-size radio cassette-players	5.247	426.525	22.367	701.823
8527131000	Oth app combined with sound, recordingor reproducing apparatus, portable	15.951	302.586	80.410	1.271.180
8527139000	Oth app combined with sound, recordingor reproducing apparatus, not portable	101.510	398.424	85.354	2.394.574
8527191100	Reception app capable of plan, manage,monitor electromagnet spectrum portabl	232	19.739	1.396	42.171
8527191900	Reception app capable of plan, manage,monitor electromagnet spect not portabl	7.208	42.420	27.259	239.901
8527199100	Oth radio-broadcast receiver can operatewithout extern source of power, portabl	0	13.233	0	23.160
8527199900	Oth radio-broadcast receiver can operatewithout ext source of power,not portabl	1.988	76.821	5.239	224.519
8527210000	Radio-broadcast receiver,use ext sourcepower combined with sound record app	34.169	378.351	552.193	6.761.063
8527290000	Radio-broadcast receivers,not capable ofoperate without extern source of power	43.890	450.505	1.695.068	15.562.149
8527911000	Oth recept app for radio-broadcast,combi-ned with sound record app. portable	1	46.536	700	141.540
8527919000	Oth recept app for radio-broadcast,combi-ned with sound record app. not portabl	66.341	961.905	481.642	6.292.149
8527921000	Oth recept app for radio-broadcast, notcombined with sound record app. portable	3.197	11.050	37.035	133.092
8527929000	Oth recept app for radio-broadcast, notcombi with sound record app not portable	13.175	154.292	288.943	2.678.456
8527991000	Other reception app for radio-broadcast,portable	74	236.661	4.305	325.681
8527999000	Other reception app for radio-broadcast,not portable	36.197	221.389	57.792	942.481
8528411000	Colors cathode-ray tube monitor forused in auto data proc. system, hd 84.71	1.205.855	10.230.868	980.956	12.146.692
8528412000	B/w of cathode-ray tube monitor forused in auto data proc. system, hd 84.71	2.696	111.696	7.165	296.265
8528491000	Oth color cathode-ray tube monitor usedin auto data process system head. 84.71	14.647	161.615	447.119	3.823.863
8528492000	Oth b/w/monoch color cathode-ray tubemonitor in auto data proc system,hd 8471	5.444	44.344	13.143	1.795.176
8528511000	Projection type flat panel display unitfor auto data process system hd 84.71	35.571	337.381	1.168.972	9.841.146
8528512000	Oth color monitor use in an auto dataprocess system head. 84.71	177.518	7.198.704	2.265.825	246.081.135
8528513000	Other b/w/monochrome monitor used inautomatic data process system hd 84.71	7.536	83.269	82.875	1.242.155
8528591000	Oth colors monitors use in an auto data	159.706	627.777	3.129.549	7.348.107
8528592000	Other b/w/monochrome monitors	11	48.000	163	531.019
8528611000	Flat panel display types used in auto-data processing system head. 84.71	0	10.083	0	400.297
8528619000	Oth projector for used in an automaticdata process system head. 84.71	7.721	72.902	48.774	2.334.883
8528690000	Other projectors	15.070	231.735	207.821	804.965
8528711000	Recept app for TV, not design to incorpvide display,with communication funct	3.390	61.578	54.250	914.576
8528719000	Other recept. app for TV, not design toincorporation a video display	2.103	128.235	12.230	1.921.153
8528721000	Other color receivers, battery operated	0	406	0	732
8528729000	Other color receivers, not batteryoperated	137.964	1.693.486	2.347.558	25.167.723
8528731000	Other b/w receivers, mains operated/battery operated	0	170	0	220
8528739000	Other b/w receiver, not battery operated	7	89.407	191	224.651
8529102000	Parabolic aerial reflector dishes fordirect broadcast,multi-media system&part	317.159	3.875.366	1.695.002	23.673.208
8529103000	Telescopic, rabbit & dipole antennae fortelevision/radio receivers	31.060	953.766	150.978	5.094.873
8529104000	Aerial filters and separators	17.402	422.425	29.148	2.015.532
8529106000	Feed horn (wave guide)	26.466	297.148	432.191	2.088.577
8529109200	Other aerial/reflector with transmitionapparatus for radio-broadcasting/tv	20.532	327.199	94.700	3.840.787
8529109900	Aerials&reflect.s of all kinds not forradio-telephony/radio-telegraphy	86.205	4.744.559	1.234.396	295.637.598
8529902000	Parts of decoders suitable for use withthe app of headings 85.25 to 85.28.	32.332	512.480	225.872	6.097.308
8529904000	Parts of digital cameras/video camerarecorders with app of hd 85.25 to 85.28	1.239	194.044	38.384	19.614.277
8529905100	Other PCB, assembled for goods ofsubheading 8525.50/8525.60	183	64.047	148.846	1.728.824
8529905200	Other PCB, assembled for goods of subhd8527.(13;19;21,29, 91 atau.99)	103.111	1.285.634	507.014	5.647.166
8529905300	Other PCB, assembled for flat paneldisplay of heading 85.28	27.794	846.422	499.890	16.631.402
8529905400	Other PCB, assembled for TV receiversof heading 85.28	109.254	1.088.770	351.005	3.976.582
8529905500	Other PCB, assembled for goods ofheading 85.28	181	19.306	14.107	489.388
8529905900	Other PCB	247.477	2.355.834	3.419.305	45.759.332
8529909100	Parts of TV receivers suitable forwith the apparatus of hd 85.25 to 85.28	1.027.307	25.912.210	12.823.221	190.920.848
8529909400	Parts of flat panel display for usewith the apparatus of hd 85.25 to 85.28	828	45.612	31.586	1.204.372
8529909900	Other parts suitable for usewith the apparatus of hd 85.25 to 85.28	554.319	7.100.577	11.593.348	209.993.742
8530100000	Elect. signall, safety/traffic controlequip for railways/tramways	666	88.161	51.914	1.746.680
8530800000	Elect. signall, safety/traffic controlequip for road,inland waterway,park fasc	24.433	114.872	251.675	5.266.735
8530900000	Part of electrical signall, safety/traffic control equipment	2.664	282.323	87.192	2.979.231
8531101000	Burglar alarms	4.150	78.233	19.881	768.442
8531102000	Fire alarms	5.661	356.443	160.197	2.777.612
8531103000	Smoke alarms	1.335	26.714	35.025	307.466

**I.3. IMPOR MENURUT KOMODITI / IMPORT BY HS COMMODITY**  
**\*\*\* NOPEMBER / NOVEMBER 2008 \*\*\***

H S	Uraian Komoditi Commodity Description	Berat Bersih / Net Weight (Kg)		Nilai / Value C.I.F (US\$)	
		Bulan ini Current Month	Kumulatif Cum.Jan. to date	Bulan ini Current Month	Kumulatif Cum.Jan. to date
8531109000	Other alarms and similar apparatus	48.107	721.620	874.221	11.460.290
8531200000	Indicator panel incorp liquid crystaldevices (lcd)/light emitting diode (led)	92.684	1.445.439	5.484.137	75.101.596
8531801100	Door bells, buzzers and dings	6.993	89.205	30.017	920.810
8531801900	Other electric bells	3.988	217.735	112.173	7.311.666
8531802000	Flat panel displays(including electroluminescence, plasma and other technolog	243.537	2.651.995	7.350.431	87.109.759
8531809010	Telegraphic apparatus for ships enginerooms	1	68.543	2	1.388.153
8531809090	Other electric sound/visual signallingapparatus	22.517	185.266	300.934	3.088.931
8531901000	Parts incl, printed circuit assembliesof subheading 8531.20/8531.80.20	55	14.074	1.962	652.695
8531902000	Parts of door bells/other door soundsignaling apparatus	0	15.574	0	535.361
8531909000	Other parts of electric sound/visualsignaling apparatus	10.530	238.851	322.382	3.215.782
8532100000	Fixed capacitor design for use in 50/60hz circuit, reactive power >0.5 kvar	207.288	2.347.689	2.858.427	38.012.077
8532210000	Tantalum fixed capacitors	2.827	224.349	244.311	10.759.542
8532220000	Aluminium electrolytic fixed capacitors	132.347	2.764.638	3.143.379	45.414.172
8532230000	Ceramic dielectric,single layer of fixedcapasitor	13.766	432.952	301.148	10.139.764
8532240000	Ceramic dielectric, multilayer	38.467	750.616	1.340.949	21.745.103
8532250000	Dielectric of paper/plastics of fixedcapasitor	36.998	426.572	477.141	7.706.670
8532290000	Other fixed capasitors	137.594	1.878.236	2.118.970	38.804.429
8532300000	Variable/adjustable(pre-set)capacitors	91.530	1.075.707	5.276.889	32.426.404
8532900000	Parts of other fixed capasitors	296.417	5.089.160	8.070.275	110.420.569
8533101000	Fixed carbon resistors, composition/filmtypes surface maunted	59.593	1.862.104	1.816.561	22.195.823
8533109000	Fixed carbon resistors, composition/filmtypes not surface maunted	33.202	373.592	586.498	11.780.404
8533210000	Oth fixed resistors for a power handlingcapacity <= 20w	35.113	267.166	1.436.960	9.700.291
8533290000	Oth fixed resistors for a power handlingcapacity > 20w	58.394	1.287.319	2.239.573	63.822.160
8533310000	Wirewound variable resistors, rheostats,for a power handling capacity <= 20w	6.414	56.972	63.933	759.327
8533390000	Wirewound variable resistors, rheostats,for a power handling capacity > 20w	4.024	113.828	68.986	1.130.835
8533400000	Other variable resistors, includingrheostats and potentiometers	17.498	276.606	174.225	3.513.066
8533900000	Parts of lectrical resistors	81.435	1.216.367	1.544.072	26.161.436
8534001000	Printed circuits, single-sided	49.362	778.646	973.311	15.696.191
8534002000	Printed circuits, double-sided	7.101	210.070	317.523	5.927.315
8534003000	Printed circuits, multi-layer	82.341	846.863	2.921.151	32.998.672
8534009000	Oth printed circuits	371.423	5.077.258	13.991.868	139.143.851
8535100000	Fuses for voltage >1000volts	30.561	237.824	240.865	3.196.881
8535211000	Automatic circuit breakers for a volt< 72.5 kv, moulded case type	2.978	41.672	70.181	908.207
8535219000	Automatic circuit breakers for a volt< 72.5 kv, other than moulded case type	109.953	1.024.571	2.867.306	24.599.209
8535290000	Automatic circuit breakers for a volt>= 72.5 kv, moulded case type	30.671	344.668	623.700	4.221.059
8535301000	Isolating switches, make-&-break switchsuitable for a volt > 1 kv & < 40 kv	6.528	217.901	109.969	6.132.655
8535302000	Isolating switches, make-&-break switchfor voltage >= 66 kv	2.005	39.793	26.589	403.847
8535309000	Isolating switches, make-&-break switchfor voltage >= 40 kv and < 66 kv	112.916	954.040	2.047.333	19.291.658
8535400000	Lightning arresters, voltage limitersand surge suppressors	53.175	605.050	480.619	5.605.869
8535901000	Bushing and tap changer assemblies forelectricity distrib/power transformers	127.503	992.901	1.251.490	14.122.743
8535909000	Oth elect app. for switch/protec. electcircuits,for make connect elect circuits	598.679	3.073.550	6.501.307	38.030.827
8536101000	Thermal fuses; glass type fuses forvoltage <= 1000volts	19.180	849.494	421.217	7.841.506
8536109000	Other fuses for voltage <= 1000 volts	125.199	1.302.449	692.494	8.266.744
8536201000	Automatic circuit breakers mouldedcase type for voltage <=1000volts	79.018	206.288	1.541.903	3.549.248
8536202000	Auto-circuit breaker for incorp intoelec-thermic for voltage <=1000volts	147	6.842	447	60.048
8536209000	Other automatic circuit breakersfor voltage <=1000volts	112.474	1.115.764	962.740	11.372.012
8536300000	Oth apparatus for protecting electricalcircuits	164.116	2.069.590	2.170.656	19.355.101
8536410000	Relay for a voltage <= 60 voltcircuits	113.553	978.878	2.326.063	18.800.721
8536490000	Relay for a voltage > 60 volts and<= 1000 volts	133.516	1.162.857	2.104.476	18.020.415
8536502000	Over current, residual current automaticswitches for voltage <= 1000 volts	6.308	583.544	131.434	5.089.339
8536503100	High inrush switch, commutator for stoveranges, microphone switch, domestic us	14.943	223.301	19.308	597.037
8536503900	High inrush switch, commutator for stoverange,microphone switch,not domestic i	62.368	1.189.995	672.612	10.844.171
8536504000	Miniature switches for rice cooker/oventoasters	112	5.782	166	40.831
8536505000	Electronic ACswitch consist of opticalcouple input,output circuits,elect switc	11.956	163.342	484.291	5.962.706
8536506100	Make, break switches for domestic usewith rated current carry cap < 16 amps	151	21.290	5.287	113.816
8536506900	Make, break switch not for domestic usewith rated current carry cap < 16 amps	10.621	95.659	98.131	1.562.711
8536509100	Starters for elect motor,fuses,switch,fuse, suitable for use in electric fans	22.591	570.202	376.539	11.539.974
8536509910	Smoke switches	1.134	39.340	26.277	627.552
8536509990	Oth electronic ACswitches for voltage< 1000 v & acurrent <= 11 amps	402.077	4.428.234	9.050.139	65.770.306
8536611000	Lamp-holders of a kind for compact lampor halogen lamps	2.021	173.474	7.641	475.654
8536619000	Lamp-holders oth than compact lamps/halogen lamps	124.128	1.724.609	233.009	3.067.713
8536691100	Telephone plugs for domestic use, ratecurrent carrying capacity < 16 amps	12.683	307.422	5.166.015	9.735.904
8536691900	Telephone plugs not for domestic use,rate current carrying capacity < 16 amps	1.762	145.698	215.148	984.215
8536692100	Av sockets,cathode ray tube sockets fortv,radio receiv, cap<16amp,domestic us	673	12.668	588	19.099
8536692900	Av sockets,cathode ray tube sockets fortv,radio recv,cap<16amp,not domestic u	42.429	495.030	219.112	4.428.149
8536693100	Sockets,plug for co-axial cable,printedcircts, domest use, radio equip,<16amps	689	10.373	10.165	202.084
8536693900	Sockets,plug for co-axial cable,printedcircts,not domest use,radio equip,<16amp	7.369	169.048	170.571	1.510.436
8536699100	Other plug and sockets, domestic use,radio equip., acapacity < 16 amps	15.681	27.236	54.917	396.570
8536699900	Other plug & sockets, not domestic use,radio equip., acapacity < 16 amps	124.522	1.329.183	1.226.023	12.031.368
8536700000	Connectors for optical fibres, opticalfibres bundles/cables	38.889	255.628	610.732	7.638.513
8536901100	Connection, contact elements for wiresand cables; wafer probers	69.328	711.468	1.154.013	20.416.452
8536901900	Other connection, contact elements forwires and cables; wafer probers	93.992	1.946.398	2.951.043	39.435.202
8536902100	Junction boxes for domestic use,cap. <16 amps, for use elect fan/radio	2.635	76.115	41.679	1.121.730



**I.3. IMPOR MENURUT KOMODITI / IMPORT BY HS COMMODITY**  
**\*\*\* NOPEMBER / NOVEMBER 2008 \*\*\***

H S	Uraian Komoditi Commodity Description	Berat Bersih / Net Weight (Kg)		Nilai / Value C.I.F (US\$)	
		Bulan ini Current Month	Kumulatif Cum.Jan. to date	Bulan ini Current Month	Kumulatif Cum.Jan. to date
8536902900	Junction boxes not for domestic use,cap. <16 amps, for use elect fan/radio	128.254	2.992.636	3.078.229	40.379.040
8536903100	Cable connectors consist of a jack plug,domestic use,<16amp, for elect fan/radic	18.674	371.093	222.722	4.207.871
8536903900	Cable connectors consist of a jack plug,not domestic,<16amp, for elect fan/radio	333.453	4.807.965	18.778.816	93.423.230
8536909100	Oth cable connect consist of jack plug,cap. <16 amps, for use elect fan/radio	101.957	1.702.847	1.817.671	41.307.679
8536909910	Connector & socket cable for ic,printedcircuit	74.379	1.960.453	1.742.836	22.799.946
8536909990	Other connector and socket cable	416.600	5.493.175	4.774.882	75.272.166
8537101000	Switchboards&control panels for voltage<= 1000 volt	163.416	1.058.337	2.266.615	20.015.122
8537102000	Distribution boards for use with goods of hd.84.71,85.17,85.25 < 1000 volt	34.417	288.936	583.172	4.559.382
8537103000	Programmable logic controllers for auto-mach for trans. for voltage <=1000volt	8.187	87.755	118.943	966.834
8537109000	Oth board for elect control for voltage<= 1000volt	290.069	2.412.711	3.978.435	49.688.052
8537201100	Switchboards incorp. elect instrum forbreak, connect/protect elect circ<=66 kv	189.857	1.979.226	2.208.542	16.407.917
8537201900	Switchboards incorp. elect instrum forbreak,connect/protect e-circ<1000v&>66kv	104.612	1.013.186	2.247.327	12.648.429
8537202100	Control panel incorp. elect instrum forbreak,connect/protect e-circuit > 66 kv	6.228	283.610	117.354	4.428.688
8537202900	Other control panels for a voltage>1,000 volts	115.724	1.076.705	1.052.859	10.314.146
8537209000	Oth board for electric control for a voltage > 1000 volt	439.805	4.658.426	8.499.931	50.960.091
8538101100	Parts of programmable logic controllersfor auto mach for trans. for <=1000v	17.628	157.097	219.890	2.899.476
8538101200	Board,panel,console,desk,cabinets ofuse in radio equipment, voltage <= 1000v	395	3.129	681	54.688
8538101900	Oth board,panel,console,desk,cabinets ofused in radio equipment, voltage<=100	32.644	998.987	280.621	13.794.221
8538102100	Parts of programmable logic control forauto-mach for trans. for voltage >1000 v	622	55.281	34.798	4.303.298
8538102200	Board,panel,console,desk,cabinets ofa used in radio equip, voltage>1000 v	0	323	0	3.630
8538102900	Board,panel,console,desk,cabinets ofused in radio equip, voltage>1000 v	131.207	1.181.616	2.359.773	21.624.899
8538901100	Oth board,panel,console,desk,cabinetsconnect for wires, wafer prober<=1000 v	52.729	867.134	1.172.302	13.158.069
8538901200	Parts of goods of subhd 8536.50.50,8536.69.30,8536.90.10 for voltage<=1000v	16.568	182.232	185.295	2.636.347
8538901300	Parts of goods of subheading8537.10.20 for voltage <=1000 volt	1.550	1.783	7.138	54.853
8538901900	Other parts of boards,panels consoles,for voltage <=1000 volt	74.669	747.872	587.457	8.567.686
8538902100	Parts/printed circuit ass. of telephoneplug connec for wires,wafer prober>1000v	2.955	62.178	38.134	589.305
8538902900	Other parts of boards,panels consoles,for voltage > 1000 volt	363.825	6.161.029	12.716.459	174.130.231
8539101000	Sealed beam lamp units for motorvehicles of chapter 87	123.137	819.086	501.532	4.060.515
8539109000	Other sealed beam lamp units	18.911	270.208	424.408	3.547.361
8539212000	Tungsten halogen for used in medicalequipment	0	1.891	0	11.226
8539213000	Tungsten halogen for used for vehicles	43.793	664.580	249.707	5.062.620
8539214000	Other reflector lamp bulbs of tungstenhalogen	2.066	74.060	18.711	424.800
8539219000	Oth tungsten halogen	29.628	575.859	211.450	3.978.341
8539222000	Other filament lamps, infra red, power<200 & voltage>100v in medical equip	0	271	0	1.740
8539223000	Other reflector lamp bulbs of a power<=200w & for voltage > 100 volt	33	19.420	1.291	134.834
8539229000	Other filament lamps, infra red, power<=200 w & voltage>100v	3.648	467.494	24.498	1.445.752
8539291000	Other filament lamps, excluding uvor infra-red lamps, in medical equipment	1.171	122.690	19.418	604.397
8539292000	Other filament lamps, excluding uvor infra-red lamps, for motor vehicles	104.770	1.025.948	1.343.167	15.899.642
8539293000	Other reflector lamp bulbs	4.357	119.217	66.472	1.026.734
8539294000	Flashlight bulbs; miniature indicatorbulbs, rated up to 2.25 v	5.400	31.459	23.448	171.409
8539295000	Other filament lamps, capacity > 200w &<=300w, voltage>100volts	7	18.920	86	215.217
8539296000	Other filament lamps, capacity < 200w &<=300w, voltage <= 100volts	3.887	45.065	27.710	292.013
8539299000	Other filament lamps, excl ultra-violetor infra-red lamps	150.846	1.772.832	594.249	7.218.509
8539311000	Tubes for compact fluorescent lamps	11.552	337.408	170.678	5.086.537
8539319010	Tube lamps	81.897	1.335.642	368.818	4.293.299
8539319020	Compact fluorescent lamps	11.363	120.886	129.144	1.360.990
8539319090	Other fluorescent, hot cathode	1.236.129	13.269.860	6.144.273	73.656.638
8539320000	Mercury/sodium vapour lamps; metalhalide lamps	37.463	409.712	430.015	5.653.325
8539391000	Tubes for compact fluorescent lamps,cold cathode types	79.463	794.193	144.221	1.243.680
8539392000	Discharge lamps for decorative andpublicity purposes	358	33.247	1.537	119.214
8539393000	Other fluorescent cold cathode types	363	11.435	5.357	249.959
8539394000	Electric lamps for mtr vehicle/cycles	22.815	179.811	80.758	865.317
8539399000	Discharge lamps, other than uv lamps	55.088	962.235	187.983	3.718.245
8539410000	Arc lamps	313	21.791	23.360	131.536
8539490000	Ultra-violet/infra-red lamps	15.234	189.616	212.423	1.976.070
8539901000	Part of alumi end caps for fluorescentlamps alum. screw caps for incand lamps	342.125	3.558.844	1.174.419	14.458.428
8539902000	Oth parts,for lamps of vehicles of allkinds	3.651	74.307	109.636	373.934
8539909000	Oth part of elect filament/dischargelamps including sealed beam lamp unit	407.264	3.569.642	6.549.410	41.371.868
8540110000	Color cathode-ray television picturetube incl video monitor cathode-ray tube	2.379.679	64.368.870	4.143.629	123.667.334
8540120000	B/w cathode-ray TV picture tubes,incl video monitor cathode-ray tubes	0	404.412	0	719.141
8540200000	Tv camera tubes; image converters andintensifiers; other photo-cathode tubes	0	145.609	0	1.000.260
8540401000	Data/graphic display tubes color foruse with articles of heading 85.25	0	23.096	0	169.870
8540409000	Data/graphic display tube color not foruse with articles of heading 85.25	9	13.654	2.544	394.583
8540500000	Data/graphic display tubes, black andwhite/other monochrome	6.669	74.580	34.110	650.838
8540600000	Other cathode-ray tubes	10.273	135.005	40.435	1.084.831
8540710000	Magnetrons of microwave tubes	16.955	83.459	151.198	892.927
8540720000	Klystrons of microwave tubes	0	71	0	539
8540790000	Travelling wave tube, carcinotrons exclgrid-controlled tubes of microwave tubes	49	21.515	90.568	350.226
8540810000	Receiver/amplifier valves and tubes	17	2.864	46	58.801
8540890000	Other valves and tubes	1.740	57.565	74.698	1.474.442
8540910000	Parts of cathode-ray tubes	22.165	4.954.544	392.770	25.037.541
8540991000	Parts of microwave tubes	661	237.733	5.927	6.994.094
8540999000	Other parts of thermionic, cold cathodeor photo cathode valves and tubes	17.260	146.706	234.281	2.401.808

**I.3. IMPOR MENURUT KOMODITI / IMPORT BY HS COMMODITY**  
**\*\*\* NOPEMBER / NOVEMBER 2008 \*\*\***

H S	Uraian Komoditi Commodity Description	Berat Bersih / Net Weight (Kg)		Nilai / Value C.I.F (US\$)	
		Bulan ini	Kumulatif	Bulan ini	Kumulatif
		Current Month	Cum.Jan. to date	Current Month	Cum.Jan. to date
854110000	Diodes, other than photosensitive/lightemitting diodes	123.423	2.468.698	5.908.414	65.211.716
854121000	Transistor with a dissipation rateof < 1 w	33.822	283.338	592.652	9.913.619
854129000	Transistor with a dissipation rateof >= 1 w	190.722	2.411.829	5.004.877	51.076.620
854130000	Thyristors,diacs and triacs, other thanphotosesintive devices	41.032	224.511	1.116.026	14.505.757
854140100	Light emitting diodes	26.323	528.517	640.677	19.756.423
854140200	Photocells, including photodiodes/photo-transistors	58.602	311.941	2.314.690	9.405.876
854140900	Oth photosensitive semiconductor device,including photovoltaic cells	71.925	568.534	6.063.310	127.403.838
854150000	Other semiconductor devices	81.791	943.446	2.488.669	27.322.899
854160000	Mounted piezo-electric crystals	19.302	277.768	2.901.911	15.597.132
854190000	Parts of diodes,transistors & similarsemiconductor devices	17.634	342.684	746.491	10.669.129
854231000	Processors,controller, converter, logiccircuit, amplifier, clock timing circuit	95.560	3.354.547	12.572.417	218.255.872
854232000	Memories of elect integrated circuits	7.101	59.488	783.850	8.726.868
854233000	Amplifiers of elect integrated circuits	22.424	530.683	624.194	4.286.965
854239000	Other electronic integrated circuits	267.462	3.188.110	32.001.063	529.253.583
854290000	Parts of electronic integrated circuits	213.279	4.552.329	30.591.376	554.648.235
854310000	Particle accelerators	760	272.612	38.720	9.567.171
854320000	Signal generators	38	32.100	22.855	1.039.152
854330200	Wet processing equip. for the applic.by immersion of chemical/elec.chemical	0	15.867	0	189.813
854330900	Oth machines & app for electroplating,electrolysis/electrophoresis	53.753	758.350	425.378	25.575.702
854370100	Electric fence energisers	562	21.912	105.512	878.333
854370200	Remote control apparatus, other thanradio remote control apparatus	45.280	936.566	339.783	6.161.368
854370300	Electrical machines with translationor dictionary functions	4.233	172.555	227.974	8.541.332
854370400	Equip for the removal of dust particlesor elimination of electrostatic charge	10.766	71.040	34.974	330.005
854370500	Integrated receiver/decoder ird fordirect broadcast multimedia systems	103.834	2.514.350	1.291.284	16.054.625
854370901	Electrical mine detonators	529	6.910	41.269	493.577
854370909	Other electrical detonators	65.692	2.074.956	552.729	8.418.624
854390100	Parts of goods of subheading 8543.10/8543.20	12	21.349	572	605.466
854390200	Parts of goods of subheading 8543.30.20	3.588	31.209	6.021	106.796
854390300	Parts of goods of subheading 8543.70.30	97.740	298.483	697.368	2.372.483
854390400	Parts of goods of subheading 8543.70.40	4	5.522	170	77.538
854390500	Parts of goods of subheading 8543.70.50	1.408	178.491	5.731	1.095.389
854390900	Other parts of goods of heading 8543	76.097	569.448	1.249.406	12.667.108
8544110010	Winding wire of copper, laquered/enamelled	215.384	4.617.522	2.606.895	44.487.776
8544110020	Winding wire of copper, cover with papertextile material/PVC	51.170	2.554.986	580.259	22.282.620
8544110030	Winding wire of copper, laquer/enamelled& cover with paper, textile material/PVC	129.173	2.325.108	647.489	13.342.969
8544110040	Winding wire of copper, rect cross-sect.and without connectors	77.560	744.050	738.842	7.216.892
8544110090	Other winding wire of copper	859.658	4.423.233	4.228.037	37.707.858
8544191000	Winding wire not of copper, laquered/enamelled	13.947	65.875	34.049	544.380
8544192000	Winding wire not of copperof manganese resistance wire	2.856	90.128	22.223	950.811
8544199000	Other winding wire not of copper	846.851	6.302.190	5.910.801	47.068.961
8544201000	Insulated cables fitted with connectors,for a voltage <=66.000volts	268.360	4.597.689	2.676.653	25.063.149
8544202000	Insulated cable not fitted withconnector for a voltage <=66.000volts	745.020	11.525.240	4.642.209	59.774.904
8544203000	Insulated cables fitted with connectorsfor a voltage >66.000volts	5.869	148.665	173.802	1.376.759
8544204000	Insulated cables not fitted withconnectors for a voltage >66.000volts	29.875	651.356	974.223	3.298.991
8544301000	Wiring harnesses for motor vehicles	179.270	2.072.420	2.110.632	23.845.189
8544309000	Oth ignition wiring sets,oth wiring setfor used in vehicles, aircraft/ships	305.008	5.292.030	3.172.124	46.386.049
8544421100	Telephone, telegraph, radio relay cables submarine, for communication, <= 80 v	18.953	252.128	113.371	3.080.060
8544421900	Other fitted with connectors for telecom-munication, voltage <= 80 v	104.514	1.077.916	1.462.377	10.885.210
8544422000	Fitted with connectors for telecom-munication voltage > 80 v & <= 1000 v	90.822	626.853	838.930	5.326.366
8544423000	Battery cables for voltage <= 1000 v	8.353	114.182	89.093	983.801
8544429000	Oth fitted with connector, for voltage<= 1000 volts	233.482	6.376.749	1.680.947	41.614.286
8544491100	Telephone,telegraph,radio relay cables submarine, not for communication, <=80 v	8.894	95.194	141.757	1.386.627
8544491900	Other fitted with connectors not for telmunication, voltage <= 80 v	145.946	1.944.162	1.983.331	20.576.003
8544492100	Shielded wire for mnfact.of auto-wiringharnesses, not for communication, <=80 v	567.791	907.122	2.601.797	4.985.168
8544492900	Oth fitted with connectors, <= 80 v,not for used for telecommunications	39.766	3.003.637	631.143	28.233.635
8544493100	Telephone,telegraph,radio relay cables submarine, for communic., >80v & <=1000	7	47.081	1.807	372.821
8544493900	Oth fitted with connectors for telecommunication, voltage > 80 v and < 1000 v	265.569	2.192.949	584.265	7.762.911
8544494000	Other fitted with connectors, > 80 v & <= 1000 v of a kind not used for telecom	184.000	1.576.627	2.281.331	19.852.313
8544601000	Other electric conductors, volt > 1 kvand <= 36 kv	342.897	1.579.012	1.753.708	9.431.498
8544602100	Plastic insulated elec.cable havingcross sec<=400mm for 36kv<volt<=66kv	5.044	57.866	172.848	494.974
8544602900	Plastic insulated elec.cable havingcross sec>400mm for 36kv<volt<=66kv	322.059	2.245.001	2.298.799	15.112.313
8544603000	Other electric conductors, for a voltage> 66 kv	127.565	2.908.876	2.353.859	77.854.486
8544701000	Optical fibre cables teleph,telegraph,radio relay cables,submarine	4.375.772	6.472.065	29.715.437	45.068.531
8544709000	Other optical fibre cables	543.791	2.721.808	4.151.229	26.936.710
8545110000	Electroda of a kind used for furnaces	1.351.995	12.162.230	5.225.129	42.638.415
8545190000	Electroda of a kind used not for furnace	35.000	954.778	373.781	4.267.621
8545200000	Carbon brushes for electrical purpose	45.652	519.259	593.959	6.342.316
8545900010	Battery carbons	135.162	2.845.551	826.983	7.970.238
8545900090	Lamp carbon, oth articles of graphite/oth carbon, with/without metal	78.386	770.809	649.670	3.347.559
8546100000	Electrical insulators of any material ofglass	996.746	3.021.862	3.405.651	8.797.341
8546200010	Ceramic bushing for tranformator	234.073	721.345	608.883	4.614.575
8546200090	Oth elect insulators of any material ofceramics	964.103	4.977.358	2.008.756	8.198.213
8546900000	Oth elect insulators not of glass andof ceramics	825.872	3.448.980	3.171.230	18.267.030

**I.3. IMPOR MENURUT KOMODITI / IMPORT BY HS COMMODITY**  
**\*\*\* NOPEMBER / NOVEMBER 2008 \*\*\***

H S	Uraian Komoditi Commodity Description	Berat Bersih / Net Weight (Kg)		Nilai / Value C.I.F (US\$)	
		Bulan ini	Kumulatif	Bulan ini	Kumulatif
		Current Month	Cum.Jan. to date	Current Month	Cum.Jan. to date
8547100000	Insulating fitting of ceramics	24.603	228.656	415.848	3.043.219
8547200000	Insulating fitting of plastics	181.708	2.901.036	3.205.554	33.078.163
8547901000	Elect conduit, joints therefor, of basemetal lined with insulating materials	72.967	672.334	172.523	3.770.059
8547909000	Oth insulating fittings for elect mach,appliances/equipment, being fittings	108.916	1.539.361	560.315	8.702.330
8548101100	Lead acid scrap of primary cells/battery/elect accumulators used in aircraft	37.649	111.907	70.685	266.187
8548101900	Other lead acid scrap storage batteries,drain/undrained	1	90.259	34	369.950
8548103100	Waste,scrap copper of prim.cell/battery, elect accumulators of used in aircraft	0	139	0	4.485
8548103900	Other waste, scrap containing mainlycopper	0	765.960	0	436.450
8548109000	Other waste, scrap of primary cells,primary	121	173.305	4.285	442.688
8548901000	Image sensors contact type copmrisinga photo-conductive sensor element	50.512	98.526	547.970	2.615.814
8548902000	Printed circuit assemblies incl suchassemblies for external connections	28.540	267.767	1.749.347	5.549.472
8548909000	Other electrical parts of mach and app, nes	14.484	288.727	837.164	9.178.877
8601100000	Rail locomotives powered from anexternal source of electricity	0	1.741.308	0	23.747.727
8601200000	Rail locomotives powered by electricaccumulators	26	1.455	80	19.302
8602100000	Diesel-electric locomotives	584	143.710	122.386	3.495.788
8602900000	Locomotive tenders	2.120	11.957	19.160	56.226
8603100000	Self-propelled railway,tramway coach,vantruck powered from ext. source of elect	0	35.292	0	558.660
8603900000	Self-propelled railway,tramway coach,vantruck not power from ext source of elec	0	2.451	0	125.666
8604000000	Railway/tramway maintenance/servicevehicles, whether/not self-propelled	8.564	145.173	62.199	816.970
8605000000	Railway/tramway passenger coach,not selfpropelled,luggage van,post office coa	50.876	75.039	81.464	110.068
8606100000	Tank wagons and the like	57.361	142.235	171.936	261.570
8606300000	Self-discharging vans,wagons, oth thanthose of subheading 8606.10	0	129	0	1.484
8606910000	Railway/tramway goods vans & wagonnot self-propelled covered and closed	0	18.801	0	127.861
8606920000	Railway/tramway goods vans&wagon notself prope open,removable height<=60c	0	207	0	21.505
8606990000	Railway/tramway goods vans&wagon notself prope open,removable height > 60c	794	38.498	1.257	490.569
8607110000	Driving bogies and bissel-bogies	6.883	46.994	93.296	725.214
8607120000	Other bogies and bissel-bogies	1.357	656.769	2.164	3.293.542
8607190000	Oth, including parts axles & wheels	46.798	2.878.520	1.133.492	20.270.043
8607210000	Air brakes and parts thereof	1.899	77.367	28.315	3.497.004
8607290000	Brakes and parts thereof other than airbrakes	44.627	155.883	151.139	1.439.793
8607300000	Hooks & oth coupling devices, buffers,and parts thereof	7.193	14.960	113.710	185.563
8607910000	Other parts of locomotives	3.352	72.627	118.251	1.552.890
8607990000	Other part of troling stone	9.445	182.710	676.674	4.387.407
8608002000	Electromechanic equip of railway/tramwaytrack fixtures,fitting, mechanic signal	6.025	13.053	427.735	786.100
8608009000	Non-electromech equip of railway/tramwaytrack fixtures,fitting, mechanic signal	1.894	98.371	205.462	2.293.318
8609001000	Containers of metal design & equip forcarriage by one/more modes of transport	4.419	536.741	19.309	3.692.929
8609002000	Containers of wood design & equip forcarriage by one/more modes of transport	0	29	0	934
8609009000	Other containers design & equip forcarriage by one/more modes of transport	35.884	657.437	269.490	2.918.051
8701101100	Pedestrian controlled tractors, power<=22.5 kw for agricultural use	71.365	208.220	64.671	483.123
8701101900	Pedestrian controlled tractors, power<=22.5 kw oth than for agricultural use	54.076	107.446	156.200	210.422
8701102100	Pedestrian controlled tractors, power> 22.5 kw for agricultural use	0	187.287	0	631.030
8701102900	Pedestrian controlled tractors, power> 22.5 kw oth than for agricultural use	0	51.564	0	108.000
8701201000	Road tractors for semi-trailers, ckd	0	3.385	0	20.948
8701209000	Road tractors for semi-trailers, not ckd	91.382	1.856.987	841.124	16.516.262
8701301000	Track-laying tractors of a cylinder cap<= 1100 cc	0	166	0	10.509
8701302000	Track-laying tractors of a cylinder cap> 1100 cc	0	91.145	0	757.388
8701901100	Agriculture tractors of a cylinder cap<= 1100 cc	108.628	861.646	543.862	4.402.680
8701901900	Agriculture tractors of a cylinder cap<= 1100 cc	228.834	4.452.759	1.429.222	25.171.607
8701909100	Other tractors of a cylinder capacity<= 1100 cc	0	33.412	0	178.916
8701909900	Other tractors of a cylinder capacity> 1100 cc	218.652	1.088.111	1.393.643	6.896.580
8702101100	Motor vehicles for the transport >=10 p,a gross vehicle weight < 6 t, ckd,diesel	0	19.122	0	179.589
8702101200	Motor vehicles for the transport >=10 p,vehicle weight >=6t & < 18 t, ckd,diesel	0	77.016	0	554.360
8702101400	Motor vehicles for the transport >=10 p,vehicle weight >= 24 t, ckd, diesel	0	29.272	0	824.470
8702102100	Motor vehicles for the transport >=10 p,vehicle weight < 6 t, not ckd, diesel	183.843	1.280.671	2.024.416	13.473.579
8702102200	Motor vehicles for the transport >=10 p,vhcl weight >=6t & <18t, not ckd, diesel	0	7.300	0	15.782
8702901910	Motor vhcl for the transport in airport,weight>=5t<24t,not ckd, nondiesel,>=30p	0	3.412	0	40.095
8702909990	Other motor vehicle, non diesel,>= 10 pvhcl weight > 24 t, not ckd	0	45.360	0	534.217
8703101000	Golf cars, including golf buggies	14.892	353.293	6.855	663.024
8703109000	Vehicles specially designed for travelon snow and similar vehicles	0	1.250	0	1.000
8703211000	Go-karts, cylinder capacity <= 1,000 ccinternal combust recipro piston engine	0	125.515	0	1.062.700
8703212190	Other motor cars, <= 1,000 cc, ckdinternal combust recipro piston engine	0	20.385	0	515.876
8703212990	Other motor cars, <= 1,000 cc, not ckdinternal combust recipro piston engine	0	72.189	0	898.980
8703219000	Other vehicles, <= 1,000 cc, not ckdinternal combust recipro piston engine	0	132.495	0	466.823
8703221110	Sedan/station wagons, 1,000-1500 cc,ckdinternal combust recipro piston engine	0	34.714	0	356.320
8703221190	Other motor cars, 1,000-1500 cc, ckdinternal combust recipro piston engine	0	5.380	0	20.727
8703221910	Sedan/station wagon,1,000-1500cc,not ckdinternal combust recipro piston engin	1.588.283	18.807.396	14.845.239	171.021.588
8703221990	Oth motor cars, 1,000-1500 cc, not ckdinternal combust recipro piston engine	2.343.292	21.694.486	19.267.380	176.792.222
8703229000	Other vehicles, 1,000-1500 cc, not ckdinternal combust recipro piston engine	0	22.747	0	316.315
8703231000	Ambulances, 1500-3000 cc intern combustreciprocating piston engine	0	158.224	0	1.048.736
8703232000	Hearses, 1500-3000 cc internal combustreciprocating piston engine	0	3.048	0	48.779
8703233000	Prisons vans, 1500-3000 cc internalcombust reciprocating piston engine	0	5.690	0	91.838
8703234110	Sedan/station wagons, 1500-1800 cc, ckdinternal combust recipro piston engine	0	55.400	0	556.008
8703234190	Other motor cars, 1500-1800 cc, ckdinternal combust recipro piston engine	0	2.500	0	16.050

**I.3. IMPOR MENURUT KOMODITI / IMPORT BY HS COMMODITY**  
**\*\*\* NOPEMBER / NOVEMBER 2008 \*\*\***

H S	Uraian Komoditi Commodity Description	Berat Bersih / Net Weight (Kg)		Nilai / Value C.I.F (US\$)	
		Bulan ini	Kumulatif	Bulan ini	Kumulatif
		Current Month	Cum.Jan. to date	Current Month	Cum.Jan. to date
8703234210	Sedan/station wagons, 1800-2000 cc, ckdinternal combust recipro piston engine	0	1.345.271	0	6.978.833
8703234290	Other motor cars, 1800-2000 cc, ckdinternal combust recipro piston engine	103.174	103.174	704.651	704.651
8703234310	Sedan/station wagons, 2000-2500 cc, ckdinternal combust recipro piston engine	1.930	21.570	31.701	257.034
8703234390	Other motor cars, 2000-2500 cc, ckdinternal combust recipro piston engine	0	30.489	0	345.503
8703234490	Other motor cars, 2500-3000 cc, ckdinternal combust recipro piston engine	0	192.615	0	1.535.638
8703235110	Sedan/station wagons, 1500-1800 cc, notinternal combust recipro piston engine	634.657	9.208.147	4.201.017	99.675.904
8703235190	Other motor cars, 1500-1800 cc, not ckdinternal combust recipro piston engine	60.335	1.092.641	531.707	9.030.094
8703235210	Sedan/station wagons, 1800-2000 cc, notinternal combust recipro piston engine	59.439	943.645	558.368	10.962.756
8703235291	Oth motor car,1800-2000 cc, (4x2) system,not ckd,int combust recipro pist engine	11.323	779.503	136.314	4.765.218
8703235292	Oth motor car,1800-2000 cc, (4x4) system,not ckd,int combust recipro pist engine	19.309	107.428	279.487	1.161.054
8703235310	Sedan/station wagon,2000-2500cc,not ckdinternal combust recipro piston engine	254.108	9.356.876	3.166.033	120.992.539
8703235391	Oth motor car,2000-2500cc, (4x2) system,not ckd,int combust recipro pist engine	806.998	12.868.207	8.171.070	118.639.311
8703235392	Oth motor car,2000-2500cc, (4x4) system,not ckd,int combust recipro pist engine	16.236	274.149	195.955	2.791.444
8703235410	Sedan/station wagon,2500-3000cc,not ckdinternal combust recipro piston engine	14.716	509.040	279.246	9.407.565
8703235491	Oth motor car,2500-3000cc, (4x2) system,not ckd,int combust recipro pist engine	13.680	139.394	86.090	1.691.961
8703235492	Oth motor car,2500-3000cc, (4x4) system,not ckd,int combust recipro pist engine	53.121	813.172	488.620	11.936.050
8703236400	Other vehicle, 2500-3000 cc, ckdinternal combust recipro piston engine	0	11.041	0	161.702
8703239100	Other vehicle, 1500-1800 cc, not ckdinternal combust recipro piston engine	0	28.601	0	266.104
8703239410	Oth vehicle, 2500-3000 cc, (4x2) system,not ckd,int combust recipro pist engine	0	18.000	0	100.000
8703239420	Oth vehicle, 2500-3000 cc, (4x4) system,not ckd,int combust recipro pist engine	0	18.984	0	184.283
8703241000	Ambulances, cylinder capacity > 3000 ccinternal combust recipro piston engine	0	3.550	0	190.205
8703244010	Sedan/station wagons, > 3000 cc, ckdinternal combust recipro piston engine	0	4.190	0	93.964
8703245010	Sedan/station wagons, > 3000 cc,not ckdinternal combust recipro piston engine	98.797	1.484.374	3.267.692	28.928.483
8703245091	Oth motor cars, > 3000 cc, (4x2) system,not ckd,int combust recipro pist engine	6.402	263.758	76.262	3.673.052
8703245092	Oth motor cars, > 3000 cc, (4x4) system,not ckd,int combust recipro pist engine	176.471	2.124.433	3.916.110	29.731.165
8703249000	Other vehicle, > 3000 cc, not ckdinternal combust recipro piston engine	0	8.565	0	565.425
8703311010	Sedan/station wagon, <= 1500 cc, ckddiesel	7.280	15.305	4.375	29.800
8703321000	Ambulances, 1500-2500 cc, diesel	0	66.140	0	698.848
8703325100	Sedan/station wagon,1500-2000cc,not ckd,diesel	350.620	1.448.680	2.349.436	11.279.002
8703325900	Other motor cars, 1500-2000 cc, not ckd,diesel	0	8.112.922	0	74.765.973
8703329900	Other vehicles, 2000-2500 cc, not ckd,diesel	390.534	2.177.215	3.327.228	18.465.756
8703335100	Other motor cars, 2500-3000 cc, not ckd,diesel	21.958	86.257	278.003	1.012.624
8703335200	Other motor cars, > 3000 cc, not ckd,diesel	23.859	540.620	350.070	9.295.504
8703339000	Other vehicles, > 2500 cc, not ckd,diesel	2.530	11.645	48.535	168.599
8703901000	Other ambulances	26.250	26.328	1.250.823	1.251.127
8703902000	Other hearses	0	14	0	134
8703909000	Other vehicles, not ckd	0	144.312	0	1.884.501
8704101100	Damper designed for off highway,<= 24 t,ckd	0	1.724	0	1.810
8704101200	Damper designed for off highway, <=24 tnot ckd	329.740	329.740	5.894.604	5.894.604
8704102100	Damper designed for off highway, >24 t,ckd	2.320.615	14.654.222	28.045.176	225.810.349
8704102200	Damper designed for off highway, > 24 tnot ckd	5.741.247	44.533.156	65.109.294	485.076.305
8704211900	Other vans, <= 5 t, ckd, diesel	102.574	431.347	2.208.757	4.731.388
8704212900	Other vans, <= 5 t, not ckd, diesel	3.434.474	35.095.484	26.004.877	262.315.043
8704222919	Other vans, 6-10 t, not ckd, diesel	6.601	9.903	59.175	74.928
8704224300	Tanker vehicles, 10-20 t, not ckd,diesel	0	47.524	0	298.965
8704224900	Other vans, 10-20 t, not ckd, diesel	0	99.634	0	703.620
8704232900	Other vans, 20-24 t, not ckd, diesel	0	51.343	0	565.145
8704233900	Other vans, > 24 t, ckd, diesel	26.634	1.237.674	235.159	4.498.856
8704234300	Tanker vehicles, > 24 t, not ckd, diesel	0	94.289	0	103.871
8704234900	Other vans, > 24 t, not ckd, diesel	3.950.491	21.249.144	32.905.399	170.676.622
8704312900	Other vans, <= 5 t, not ckd,internal combustion piston engine	1.092.930	10.512.527	5.740.620	56.714.066
8704324900	Other vans, 6-20 t, not ckd, internalcombustion piston engine	0	40.349	0	497.720
8704328900	Other vans, > 24 t, not ckd, internalcombustion piston engine	0	227.980	0	3.251.400
8704901000	Motor vehicles for the transport of good, ckd	0	3.121	0	2.332
8704909000	Motor vehicles for the transport of good, not ckd	0	26.382	0	244.774
8705100000	Crane lorries	0	742.419	0	2.047.383
8705200000	Mobile drilling derricks	0	271.147	0	4.139.154
8705300000	Fire fighting vehicles	0	81.915	0	1.432.162
8705400000	Concrete-mixer lorries	0	291.178	0	4.423.299
8705905000	Street clean vhcl, incl cesspit emptiermobile clinic;spray lorries of all kinds	5.454	11.531	57.000	214.364
8705909000	Other special purpose motor vehicles	3.020	1.398.310	132.329	22.163.335
8706001100	Chassis fitted with engines for agri.tractors of subhd 8701.10/8701.90	144	3.152	7.019	78.979
8706001900	Oth chasis fitted with engines for vhclsof heading 8701	0	208.663	0	1.048.252
8706002000	Chasis fitted with engines for vehiclesof heading 8702	82.200	258.692	342.647	1.205.417
8706003000	Chasis fitted with engines for vehiclesof heading 8703	1.199	3.216	7.553	57.201
8706004000	Chasis fitted with engines for vehiclesof heading 8704	14.508	174.630	62.220	2.418.285
8706005000	Chasis fitted with engines for vehiclesof heading 8705	0	11.930	0	106.363
8707100000	Bodies for the vehicles of heading 8703	13.220	544.926	50.779	4.247.266
8707901000	Bodies for the vehicles of heading 8701	0	9.589	0	27.213
8707903000	Bodies for the vehicles of heading 8705	0	3.154	0	23.096
8707909000	Bodies for the vehicles of heading 8702,8704	177.866	788.262	1.578.241	8.416.842
8708101000	Bumper & parts for vehicles heading 8701	4.119	99.077	24.026	621.686
8708109000	Bumper & parts for vehicles heading 8702;8703;8704; 8705	244.431	2.889.021	2.003.901	20.964.475

**I.3. IMPOR MENURUT KOMODITI / IMPORT BY HS COMMODITY**  
**\*\*\* NOPEMBER / NOVEMBER 2008 \*\*\***

HS	Uraian Komoditi Commodity Description	Berat Bersih / Net Weight (Kg)		Nilai / Value C.I.F (US\$)	
		Bulan ini	Kumulatif	Bulan ini	Kumulatif
		Current Month	Cum.Jan. to date	Current Month	Cum.Jan. to date
8708211000	Safety seat belt for vehicles 8701	2.838	52.817	3.597	506.320
8708219000	Safety seat belt for vehicles 8702; 8703; 8704; 8705	73.991	1.061.226	569.350	8.989.256
8708291100	Component of door trim assembly for hd8701	198	4.351	3.679	103.213
8708291200	Component of door trim assembly for hd8703	75.629	1.605.618	859.352	14.652.873
8708291300	Component of door trim assembly for hd8705/subheading 8704.10	58.075	593.356	364.290	3.615.282
8708291900	Component of door trim assembly for hd8702 & 8704 (exlcuding 8704.10)	12.711	1.383.038	86.035	5.875.177
8708292000	Parts of safety seat belts of heading8701-8705	95.923	1.200.398	825.485	9.920.150
8708299100	Oth part, access of bodies for agricul.tractors of subhead 8701.10/8701.90	146	52.831	2.394	450.308
8708299200	Oth part, access of bodies for agricul.vehicles of heading 8701	144	6.432	1.599	145.347
8708299300	Oth part, access of bodies for agricul.of heading 8703	865.942	9.210.606	9.498.142	86.257.777
8708299900	Oth part, access of bodies for agricul.of heading 8702; 8704; 8705	639.162	4.963.900	3.932.882	28.744.757
8708301000	Brakes,servo-brakes; parts thereof forvehicles of heading 87.01	7.862	77.532	87.103	1.244.006
8708302000	Brakes,servo-brakes; parts thereof forvehicles of heading 87.03	312.037	2.728.998	4.668.460	41.833.409
8708309000	Brakes,servo-brakes; parts thereof forvehicles of heading 8702; 8704; 8705	640.117	7.310.811	3.000.130	35.113.358
8708401100	Gear boxes, unassembled for vehicles ofheading 87.03	5.151	248.509	13.754	578.858
8708401200	Gear boxes, unassembled for vehicles ofsubheading 8704.10/heading 8705	3.601	41.977	5.894	886.634
8708401900	Gear boxes, unassembled for vehicles ofhead 8701-8702 & 8704 (exlc 8704.10)	165.454	4.620.230	1.913.267	33.024.471
8708402100	Gear boxes, assembled for agri tractorsof subheading 8701.10/8701.90	0	1.646	0	14.300
8708402200	Gear boxes, assembled for oth vehicle ofheading 87.01	941	4.497	9.642	26.685
8708402300	Gear boxes, assembled for vehicle of hd87.03	159.320	1.473.143	1.550.371	11.157.164
8708402400	Gear boxes, assembled for vehicle ofsubheading 8704.10/heading 8705	853	30.361	11.022	117.246
8708402900	Gear boxes, assembled for vehicles ofheading 8702 & 8704 (exlcuding 8704.10)	350.369	9.002.940	3.314.050	33.689.528
8708409000	Parts of gear boxes	63.378	1.126.440	296.405	5.014.655
8708501100	Drive-axles with differential, unassablfor vehicles of heading 87.03	689.332	7.844.185	6.384.465	79.055.614
8708501200	Drive-axles with differential, unassablfor vhcl of subhead 8704.10/head 8705	45.441	160.078	359.795	994.707
8708501900	Drive-axles with differential, unassablfor vhcl hd 8701-8702&8704(exlc 8704.10)	124.635	2.328.283	577.426	12.569.693
8708502100	Drive-axles with differential, assabledfor agri tractor of subhd 870110,870190	0	2.251	0	33.699
8708502200	Drive-axles with differential, assabledfor other vehicles of heading 87.01	11.380	15.018	152.597	245.600
8708502300	Drive-axles with differential, assabledfor vehicles of heading 87.03	352.632	3.694.833	3.051.744	29.991.812
8708502400	Drive-axles with differential, assabledfor vhcl of subhd 8704.10/hd 87.05	5.350	820.806	106.434	4.703.504
8708502900	Drive-axles with differential, assabledfor vhcl of hd 8702,8704 (exlc 8704.10)	226.478	4.178.869	1.382.185	26.843.399
8708509000	Parts of drive-axles with differential,non-driving, axles	151.216	902.168	501.112	5.575.346
8708701100	Wheel centre discs and caps for agritractors of subheading 8701.10/8701.90	4.536	48.981	19.469	245.225
8708701200	Wheel centre disc & cap for oth vehicleof heading 87.01	271	78.213	1.769	235.767
8708701300	Wheel centre disc & cap for oth vehicleof heading 87.03	302.089	5.730.271	1.822.806	19.776.671
8708701400	Wheel centre disc & cap for oth vehicleof subheading 8704.10/heading 87.05	110.011	2.491.941	364.907	3.893.478
8708701900	Wheel centre disc & cap for oth vehicleof heading 8702 & 8704 (exlc 8704.10)	432.127	10.494.737	765.690	16.524.236
8708709100	Other road wheel for agri tractors ofsubheading 8701.10/8701.90	4	27.748	185	572.181
8708709200	Other road wheel for oth vehicles of hd87.01	0	1.229	0	9.227
8708709300	Other road wheel for vehicles of head87.03	21.090	589.017	199.848	3.190.319
8708709400	Other road wheel for vehicles of subhd8704.10/heading 87.05	72.094	646.042	388.510	3.292.608
8708709900	Other road wheel for vehicles of head8702 & 8704 (exlcuding 8704.10)	235.765	2.880.551	481.020	4.909.718
8708801100	Suspension systems for agri tractors ofsubheading 8701.10/8701.90	561	3.549	10.701	50.500
8708801200	Suspension systems for oth vehicles ofheading 87.01	95	16.915	1.625	257.512
8708801300	Suspension systems for vehicles of head87.03	216.756	483.841	1.082.444	2.408.323
8708801400	Suspension systems for vehicle of sebhd8704.10/heading 87.05	4.106	130.259	66.621	1.653.184
8708801900	Suspension systems for vehicle of sebhd8702 & 8704 (exlcuding 8704.10)	134.712	1.823.936	971.175	5.741.880
8708809000	Parts of suspension systems (incl shock-absorbers)	319.890	3.670.472	2.953.161	29.125.796
8708911100	Radiators systems for agri tractors ofsubheading 8701.10/8701.90	23.556	63.990	335.286	784.353
8708911200	Radiators for other vehicles of heading87.01	427	3.443	17.238	86.925
8708911300	Radiators for vehicles of heading 87.03	33.049	664.999	203.032	3.606.846
8708911400	Radiators for vehicles of subhd 8704.10or heading 87.05	13.725	234.237	135.653	2.029.668
8708911900	Radiators for vehicles of heading 87.02,8704 (exlcuding 8704.10)	129.570	1.026.947	723.446	5.700.966
8708919000	Parts of radiator	173.896	2.474.263	1.779.695	21.948.268
8708921000	Silencers (mufflers),exhaust pipe; partsfor vehicles of heading 87.01	196	10.224	3.226	26.374
8708922000	Silencers (mufflers),exhaust pipe; partsfor vehicles of heading 87.03	440.908	4.284.406	4.350.873	42.743.719
8708923000	Silencers (mufflers),exhaust pipe; partsfor vhcl of subhd 8704.10/head 87.05	184	13.821	1.202	168.510
8708929000	Silencers (mufflers),exhaust pipe; partsfor vhcl of hd 8702,8704 (exlc 8704.10)	103.552	1.194.581	867.499	8.826.534
8708931000	Clutches and parts thereof for agritractors of subhd 8701.10/8701.90	7	35.716	1.060	285.362
8708932000	Clutches, parts thereof for oth vehicleof heading 87.01	6	452	179	16.856
8708933000	Clutches, parts thereof for oth vehicleof heading 87.03	228.028	2.646.236	2.184.335	26.852.004
8708934000	Clutches, parts thereof for vehicles ofsubheading 8704.10/heading 87.05	6.486	36.537	149.243	601.255
8708939000	Clutches, parts thereof for vehicles ofheading 8702 & 8704 (exlcuding 8704.10)	354.448	5.446.613	1.560.351	34.795.373
8708941000	Steering wheels with airbag assemblies	11.234	62.642	96.476	533.213
8708949100	Oth steering wheels, columns,boxes foragri. tractors of subhd 8701.10,8701.90	9	5.683	338	46.788
8708949200	Oth steering wheels, columns,boxes forother vehicles of heading 87.01	16.036	274.863	178.423	2.495.389
8708949300	Oth steering wheels, columns,boxes forvehicles of subheading 87.03	536.555	5.892.095	7.404.129	72.090.786
8708949900	Oth steering wheels, columns,boxes forfor vehicles of head 8702, 8704, 8705	94.722	1.146.030	795.286	9.827.413
8708951000	Safety airbags with inflater system	25.445	536.059	552.254	8.991.230
8708959000	Parts of safety airbags with inflaterssystem	7.989	28.402	26.302	293.189
8708991100	Unassembled fuel tank;engine bracket forvehicles of heading 87.01	18.178	539.809	97.593	3.322.526
8708991200	Unassembled fuel tank;engine bracket forvehicles of heading 87.03	110.754	1.581.255	1.150.410	14.631.022
8708991900	Unassembled fuel tank;engine bracket forvehicles of head 87.02; 87.04; 8705	54.963	893.213	400.201	5.424.507

**I.3. IMPOR MENURUT KOMODITI / IMPORT BY HS COMMODITY**  
**\*\*\* NOPEMBER / NOVEMBER 2008 \*\*\***

H S	Uraian Komoditi Commodity Description	Berat Bersih / Net Weight (Kg)		Nilai / Value C.I.F (US\$)	
		Bulan ini	Kumulatif	Bulan ini	Kumulatif
		Current Month	Cum.Jan. to date	Current Month	Cum.Jan. to date
8708999100	Other parts and accesories for agritractors of subhd 8701.10/8701.90	59.409	1.367.167	195.243	9.663.376
8708999200	Other parts,acces for other vehicles ofheading 87.01	939	390.445	2.850	596.993
8708999300	Other parts,acces for other vehicles ofheading 87.03	1.414.154	16.921.066	9.461.989	122.894.430
8708999900	Other parts,acces for other vehicles ofheading 87.02, 8704, 8705	15.343.101	177.741.681	118.468.557	1.349.401.388
8709110000	Electrical vehicles	0	43.748	0	186.696
8709190000	Non elect work truck,self-propelled,notfitted with lift/handl equip,in factory	26.732	339.373	276.961	3.376.726
8709900000	Part of work trucks,self-propelled, notfitted with lift/handl equip, in factory	22.392	250.161	97.812	1.545.503
8710000000	Tanks, other armoured fighting vehicles,motorised, with weapons/not, & parts	600	61.492	404.835	3.699.457
8711101100	Motorcycle,incl moped,scooters, recipoint combust piston engine < 50 cc, ckd	0	3.996	0	5.826
8711101900	Other motorcycles, reciprocatinginternal piston engine < 50 cc, ckd	15.154	134.844	48.829	240.487
8711109100	Motorcycle,incl moped,scooters, recipoint combust piston engine <50 cc,not ckd	2.669	58.312	3.924	91.872
8711109900	Other motorcycles, recipro int pistonengine < 50 cc, not ckd	410	43.386	5.856	545.627
8711201090	Motocross motorcycles, with recipro intcombust pist engine, 50-250 cc, not ckd	509	114.756	9.632	2.369.066
8711202100	Motorcycles, scooters, with recipro intcombust piston engine, 50 -125 cc, ckd	60	180.601	11.351	717.674
8711202300	Motorcycles, scooters, with recipro intcombust piston engine, 150 -200 cc, ckd	600	869	4.300	7.297
8711202400	Motorcycles, scooters, with recipro intcombust piston engine, 200 -250 cc, not ckd	0	530	0	12.682
8711203000	Other motorcycles, recipro int pistonengine, 50 -250 cc, ckd	7.854	15.723	22.500	57.119
8711204100	Motorcycles, scooters, with recipro intcombust piston engine, 50-125 cc,not ckd	57.718	976.941	346.823	6.598.978
8711204200	Motorcycles, scooters, with recipro intcombust piston engine, 125-150cc,not ckd	21.118	344.336	262.783	3.885.932
8711204300	Motorcycles, scooters, with recipro intcombust piston engine, 150-200cc,not ckd	461.144	2.855.064	3.711.589	22.674.908
8711204400	Motorcycles, scooters, with recipro intcombust piston engine, 200-250cc,not ckd	92.475	870.517	1.217.862	13.505.768
8711209000	Other motorcycles, recipro int pistonengine, 50 -250 cc, not ckd	15.777	45.256	89.352	384.318
8711301090	Motocross motorcycles, with recipro intcombust pist engine, 250-500 cc, not ckd	1.284	16.260	31.179	171.329
8711309000	Other motorcycles, recipro int pistonengine, 250 -500 cc, not ckd	0	537	0	18.211
8711401090	Motocross motorcycles, with recipro intcombust pist engine, 500-800 cc, not ckd	185	16.915	5.836	216.845
8711409000	Other motorcycles, recipro int pistonengine, 500 -800 cc, not ckd	724	21.121	35.595	624.422
8711509000	Other motorcycles, recipro int pistonengine, > 800 cc, not ckd	1.366	101.819	182.239	3.054.050
8711904000	Side cars	0	44	0	3.432
8711905000	Other motorcycles, ckd	8.700	20.295	40.735	141.707
8711909000	Other motorcycles, not ckd	830	7.555	22.077	133.873
8712001000	Racing bicycles	687	8.993	41.428	65.290
8712002000	Bicycles designed to be ridden bychildren	1.268.516	21.788.245	1.075.866	16.897.206
8712003000	Other bicycles	138.694	2.335.497	125.705	2.154.078
8712009000	Other cycles	237.513	6.058.062	379.045	8.611.231
8713100000	Carriages for disabled persons, notmechanically propelled	28.272	152.241	73.816	431.345
8713900000	Carriages for disabled persons,mechanically propelled	46.340	321.863	99.383	672.706
8714110000	Saddles of motorcycles (incl. mopeds)	21.264	3.397.673	112.471	22.068.417
8714190010	Clutch assembly of motorcycles(incl. mopeds)	450.854	3.952.629	4.070.926	32.878.851
8714190020	Gear assembly of motorcycles(incl. mopeds)	433.357	4.178.555	1.998.274	18.422.763
8714190030	Spokes/nipples of motorcycles(incl. mopeds)	4.400.567	58.934.082	32.078.148	388.216.938
8714190040	Oth part & acces, for motorcycles ofsubheading, 8711.10, 8711.20/8711.90	117.278	3.224.088	57.932	25.084.828
8714190090	Oth part & acces, for motorcycles ofsubheading, 8711.30, 8711.40/8711.50	1.864.175	29.818.093	13.898.024	125.834.381
8714201100	Castors of a dia (incl. tyres) 76-100 mmthat the wheel width > 30 mm	0	10	0	131
8714201200	Castors of a dia(incl. tyres) 101-250 mmthat the wheel width > 30 mm	0	3.861	0	6.207
8714201900	Castors of a dia(incl. tyres) > 250 mmthat the wheel width > 30 mm	476	26.152	3.526	100.861
8714209000	Other parts of carriages for disabledpersons	0	61.740	0	269.940
8714911000	Frames & forks for bicycles of subhead8712.00.20	58.634	1.920.211	89.902	4.717.855
8714919000	Oth parts of forks	332.997	5.288.707	1.380.300	14.916.008
8714921000	Wheel rims and spokes for bicycles ofsubheading 8712.00.20	38.471	429.146	63.491	555.772
8714929000	Other wheel rims and spokes	302.326	4.597.347	834.319	17.739.709
8714931000	Hubs,(exlc coaster brake hub, hub brake,free/sprocket-wheel), bicycle 8712.00.2	8.246	264.183	38.241	540.644
8714939000	Oth hub, (exlc coaster braking hub, hubbrake, free/sprocket-wheel)	104.714	2.189.024	640.685	5.848.643
8714941000	Brakes,(incl coast brake hub,hub brake)for bicycles of subheading 8712.00.20	28.882	671.025	27.837	630.520
8714949000	Oth brakes, (incl coaster braking hubs,hub brakes)	395.295	3.902.100	1.541.074	15.449.643
8714951000	Saddles for bicycles of subhd 8712.00.20	7.587	342.231	5.069	308.996
8714959000	Other saddles	179.011	1.889.187	292.298	2.901.017
8714961000	Pedals and crank-gear,& parts thrf forbicycles of subheading 8712.00.20	8.142	323.473	5.129	190.910
8714969000	Other pedals and crank-gear,& parts thrf	187.672	2.680.947	465.508	4.473.784
8714991000	Parts & accessories of bicycle of subhd8712.00.20	9.353	327.633	3.614	544.937
8714999000	Parts & accessories of vehicle of head87.11 to 87.13. (exlc. 8712.00.20)	1.807.602	25.430.083	10.875.184	117.634.875
8715000000	Baby carriages, trailers, semi-trailers,oth vhcl, not mechanically propel;& part	130.533	1.351.552	269.956	2.647.655
8716100000	Trailers & semi-trailers of the caravantype, for housing/camping	939	1.480	6.240	15.041
8716200000	Self-loading/self-unloading trailers &semi-trailers for agricultural purposes	2.186	5.103	8.442	12.922
8716310000	Tanker trailers,tanker semi-trailers forthe transport of goods	178.387	867.971	266.659	1.637.000
8716394000	Agricultural trailers and semi-trailers	0	124.955	0	276.263
8716399000	Other trailers and semi-trailers for thetransport of goods	5.000	39.050	6.805	66.831
8716400000	Other trailers and semi-trailers	2.556	1.410.377	8.500	4.578.123
8716801000	Cart,wagon,sack truck,hand trolleys &similar hand-propelled vhcl used in fact	46.388	579.359	124.166	1.238.596
8716802000	Wheelbarrows a kind used in factory/workshops	89.111	1.224.136	49.139	811.575
8716809000	Oth vehicles, not mechanically propelled	49.001	802.702	126.471	1.613.409
8716901100	Wheels for trailers and semi-trailers	96.035	2.003.727	341.222	3.584.975
8716901300	Other parts for goods of subheading8716.20	305	125.519	3.269	233.856
8716901900	Other parts for trailers, semi-trailers	206.478	3.634.079	537.380	12.000.233

**I.3. IMPOR MENURUT KOMODITI / IMPORT BY HS COMMODITY**  
**\*\*\* NOPEMBER / NOVEMBER 2008 \*\*\***

H S	Uraian Komoditi Commodity Description	Berat Bersih / Net Weight (Kg)		Nilai / Value C.I.F (US\$)	
		Bulan ini	Kumulatif	Bulan ini	Kumulatif
		Current Month	Cum.Jan. to date	Current Month	Cum.Jan. to date
8716909100	Parts for goods of subhead 8716.80.10or 8716.80.20	16.637	430.802	27.120	684.475
8716909900	Other parts for other vehicles	180.924	1.958.350	407.868	5.016.407
8801000000	Balloon,dirigibles,glider, hang glidersand other non-powered aircraft.	35	4.742	9.733	94.844
8802110000	Helicopters of an unladen weight <=2,000 kg	0	11.603	0	19.657.973
8802120000	Helicopters of an unladen weight >2,000 kg	0	23.158	0	47.493.894
8802201000	Aeroplanes of an unladen weight<= 2,000 kg	15.000	106.100	854.250	11.250.461
8802209000	Other aircraft of an unladen weight,<= 2,000 kg	31.071	34.591	1.500.000	5.442.424
8802301000	Aeroplane of an unladen weight >2,000 kgand <= 15,000 kg	0	156.109	0	137.457.945
8802309000	Other aircraft of an unladen weight> 2,000 kg and <= 15,000 kg	10.000	13.000	2.000.000	2.211.914
8802401000	Aeroplanes of an unladen weight> 15,000 kg	201.000	2.544.392	62.737.500	943.950.361
8802409000	Other aircraft of an unladen weight> 15,000 kg	0	32.304	0	12.695.913
8802600000	Spacecraft (including satellites) andsuborbital, spacecraft launch vehicles	0	3	0	6.063
8803100000	Propellers, rotors, parts thereof ofheading 88.01/88.02.	12.102	30.999	205.441	2.812.887
8803200000	Under-carriages, parts thereof heading88.01/88.02.	10	6.187	2.306	242.847
8803300000	Other parts of aeroplanes/helicoptersheading 88.01/88.02.	24.755	187.656	5.216.537	42.954.026
8803901000	Parts of telecommunication satellites	4	9.075	171	1.470.611
8803902000	Parts of balloons, gliders/kites	0	1.300	0	10.325
8803909000	Other parts of goods of heading 88.01or 88.02	413	42.065	701.353	24.289.928
8804000000	Parachutes (incl dirigible parachutes,paragliders)&rotchutes,parts,acces thrf	1.511	19.503	34.494	5.300.326
8805100000	Aircraft launching gear, part thereof,deck arrestor/similar gear, part thereof	223	1.379	1.766	10.803
8805291000	Ground flying trainers	26.352	70.232	30.667	9.613.722
8805299000	Parts of ground flying trainers	100	5.339	314	109.654
8901101000	Cruise ships,excursion boats,ferry-boats of gross tonnage <= 26 ton	24.394	685.524	27.927	301.749
8901102000	Cruise ships,excursion boats,ferry-boats of gross tonnage>26 but<=250ton	3.442.953	5.503.869	1.392.341	2.952.338
8901103000	Cruise ships,excursion boats,ferry-boats of gross weight>250 but<=500ton	0	1.841.622	0	541.378
8901105000	Cruise ships,excurs boats,ferry-boatsof gross tonnage>4000but<=5000	0	791	0	7.861
8901106000	Cruise ships,excursion boats,ferry-boats of gross tonnage > 5000 ton	0	14.954.000	0	110.188.277
8901205000	Tankers of gross tonnage > 4000 but<= 5000 ton	4.926.000	21.091.600	52.762.500	80.767.938
8901206000	Tankers of gross tonnage > 5000 ton	56.038.000	205.394.147	34.376.276	186.023.606
8901901100	Other vessels, not motorised of grosstonnage <= 26 ton	0	720.166	0	5.724.115
8901901200	Other vessels, not motorised of grosstonnage > 26 but <= 250 ton	0	2.953.000	0	9.483.153
8901901400	Other vessels, not motorised of grosstonnage > 500 ton	3.641.000	83.537.601	11.049.218	91.252.918
8901902100	Other vessels, motorised of grosstonnage <= 26 ton	23.000	29.463	459.351	548.505
8901902200	Other vessels, motorised of grosstonnage > 26 but <= 250 ton	0	1.833.722	0	9.786.397
8901902300	Other vessels, motorised of grosstonnage > 250 but <= 500 ton	0	1.037.000	0	5.462.253
8901902400	Other vessels, motorised of grosstonnage > 500 but <= 4000 ton	1.100.000	18.445.000	7.000.000	63.359.912
8901902600	Other vessels, motorised of grosstonnage > 5000 ton	6.476.000	42.682.000	2.765.540	31.432.082
8902001100	Fishing vessels of gross tonnage<= 26 ton	21.190	34.286	409.940	754.667
8902001400	Fishing vessels of gross tonnage> 100 but <= 250 ton	637.210	1.283.210	448.480	2.159.074
8902001500	Fishing vessels of gross tonnage> 250 but <= 4000 ton	2.255.540	2.859.670	1.406.119	1.812.494
8902009500	Factory ships&oth vessels for proc/preserv fish.of 250<gro ton<=4000 ton	0	17.850	0	27.915
8902009600	Factory ships&oth vessels for proc/preserv fishery of gro ton > 4000 ton	0	6.197.838	0	229.826
8903100000	Yachts&oth vessels for pleasure/sportsrowing boats&canoes, inflatable	3.527	148.490	18.564	407.542
8903910000	Sailboats, with/withoutauxiliary motor, not inflatable	3.286	83.290	28.959	907.296
8903920000	Motorboats, other than outboard motor,not inflatable	0	291.902	0	289.686
8903990000	Other vessels for pleasure/sports;canoes, not inflatable	12.927	155.383	210.518	2.882.757
8904001100	Tugs of gross tonnage <= 26 ton	0	76.363	0	2.426.036
8904001900	Tugs of gro tonnage >26 ton, of apower <= 4000 hp	3.072.050	11.516.104	15.090.973	85.341.684
8904002100	Tugs of gro tonnage <26 ton, of apower <= 4000 hp	0	54.001	0	800.180
8904002900	Tugs of gro tonnage >26 ton, of apower > 4000 hp	0	675.733	0	7.230.567
8905100000	Dredgers	1.729.000	11.532.919	4.297.441	15.512.174
8905200000	Floating/submersible drilling/production platforms	9.957.721	17.821.374	367.584.965	518.796.441
8905901000	Floating docks of a gro ton > 100 tons	12.000	72.260	95.418	572.260
8905909000	Oth vessels w/navigability of which issubsidiary to their main function	72.923	32.214.018	844.975	13.379.775
8906100000	Warships	138	4.398	735	20.602
8906901000	Lifeboats oth than rowing boats, othvessels of displacement <= 30 tons	2.600	109.607	16.596	376.439
8906909000	Lifeboats oth than rowing boats, othvessels of displacement > 30 tons	14.233.630	15.313.746	26.604.178	31.144.935
8907100000	Floating structures, inflatable rafts	66.772	433.271	64.910	1.913.472
8907901000	Buoys	64.503	508.436	222.450	4.129.141
8907909000	Other floating structures	1.402.901	4.732.147	11.939.432	24.559.404
8908000000	Articles of headings 89.01-89.06imported for breaking up	0	50.062	0	179.172
9001101000	Optical fibres,optical fibre bundles&cables for telecom.&oth electrical use	18.345	135.608	607.078	11.049.440
9001109000	Optical fibres, optical fibrebundles&cables for other purpose	13.233	142.346	1.762.227	12.876.712
9001200000	Sheets&plates of polarising material	3.724	69.560	530.948	10.231.843
9001300000	Contact lenses	79.416	868.684	5.677.400	62.458.626
9001400000	Spectacle lenses of glass	25.737	165.524	82.091	1.004.854
9001500000	Spectacle lenses of other materials	21.744	259.955	212.389	3.578.173
9001901000	Lenses & optic elements for photograpor cinematographic cameras	67	9.702	10.940	64.240
9001909010	Lenses & prisms forlighthouses/beacons	253	355	21.149	26.640
9001909090	Oth elements of glass not opticallyworked	10.909	62.469	76.631	1.649.738
9002111000	Objective lenses for cinematographicprojector	195	44.181	1.201	7.676.064
9002119000	Objective lenses for cameras & otherprojector	2.608	36.060	12.297	471.064
9002190000	Objective lenses for oth instruments& apparatus	14	2.852	1.404	539.346

**I.3. IMPOR MENURUT KOMODITI / IMPORT BY HS COMMODITY**  
**\*\*\* NOPEMBER / NOVEMBER 2008 \*\*\***

H S	Uraian Komoditi Commodity Description	Berat Bersih / Net Weight (Kg)		Nilai / Value C.I.F (US\$)	
		Bulan ini	Kumulatif	Bulan ini	Kumulatif
		Current Month	Cum.Jan. to date	Current Month	Cum.Jan. to date
9002201000	Filters for cinematographic projectors	266	2.083	13.834	81.427
9002202000	Filters for cinematographic cameras,photographic cameras & oth projectors	4.917	34.048	162.502	1.703.913
9002203000	Filters for telescopes/microscopes	0	336	0	7.819
9002209000	Filters for oth instruments&apparatus	9.440	150.596	83.889	1.705.258
9002901000	Lenses&prisms for lighthouses/beacons	6.161	9.726	38.803	83.614
9002903000	Lenses&prisms for cinematographic cam.photographic cameras&oth projectors	25	17.677	237	94.295
9002904000	Lenses&prisms for medical&surgicalinstruments	0	935	0	6.540
9002909000	Lenses&prisms for oth instruments	4.244	34.263	97.546	1.691.644
9003110000	Frames&mountings for spectacles,goggles of plastics	6.937	76.359	47.221	559.154
9003190000	Frames&mountings for spectacles,goggles of other materials	20.576	96.760	102.882	759.054
9003900000	Parts of frames&mountings forspectacles, goggles&the like	17.714	165.291	189.929	1.348.462
9004100000	Sunglasses	54.981	916.156	191.129	4.350.097
9004901000	Corrective spectacles	5.434	98.736	50.966	1.095.756
9004902000	Corrective goggles	0	247	0	5.220
9004905000	Protective goggles	2.465	21.885	13.262	151.293
9004909000	Other spectacles & goggles	95.023	979.188	287.155	3.106.875
9005100000	Binoculars	489	27.963	3.642	212.664
9005801000	Astronomical instrumens, excludinginstruments for radio-astronomy	0	800	0	1.519
9005809000	Monoculars & oth optical telescopes	5.126	199.652	1.605.210	4.431.193
9005901000	Parts&accessories (incl mountings) forastron.cal instr.ex.instrum.f rad.astr	0	7.267	0	421.137
9005909000	Parts&accessories (include mountings)for oth optical telescopes	453	13.661	1.549	185.924
9006101000	Laser photo plotters	0	18.921	0	414.725
9006109000	Oth cameras of a kind used forpreparing printing plates/cylinders	671	44.172	7.670	733.466
9006300000	Cameras specially design for underwater use for aerial survey, medical,or	0	6.422	0	5.809.803
9006400000	Instant print cameras	0	36.019	0	155.924
9006510000	Oth cameras with a slr, for roll filmof a width <= 35 mm	0	54.721	0	203.657
9006520010	Camr.of a kind used for recording doc.> 35 mm	0	4.733	0	23.406
9006520090	Other cameras for roll film of a width> 35 mm	2.721	3.354	22.288	36.562
9006530010	Cameras of a kind used for rec. doc onmicrofilm, microfiche	0	2	0	128
9006530090	Cameras of oth. a kind used for rec.doc on microfilm, microfiche	8.933	73.742	42.752	268.276
9006591000	Lasers photo plotters/imagesetterswith raster image processor	0	1.993	0	982
9006599010	Camr.of a kind used for recording doc.on mic.film, microfiche/oth microforms	0	247	0	9.102
9006599090	Other camera for recording documenton mic.film, microfiche/oth microforms	48	37.096	722	246.630
9006610000	Discharge lamp ("electronic") flashlight	2.276	19.137	8.510	68.294
9006690000	Oth photographic flashlight apparatus& flashbulbs	3.357	39.618	13.088	294.685
9006911000	Parts & accessories for laser photoplotters of subhd 9006.10.10	0	4.428	0	172.141
9006913000	Parts & accessories for cameras ofsubhead. 9006.40.00 to 9006.53.00	4.320	36.686	31.067	140.407
9006919000	Other parts & accessories for cameras	1.872	58.957	26.546	525.877
9006991000	Parts & accessories for photographicflash-light apparatus	1.293	12.875	4.253	52.007
9006999000	Parts & accessories not for photograpflash-light apparatus	2.190	60.377	438.168	9.209.354
9007110000	Cinematographic cameras for film ofwidth <16 mm/for double-8 mm film	1.015	3.508	5.397	27.989
9007190000	Other cinematographic cameras	15.763	85.282	138.198	1.335.793
9007201000	Projectors for film of <16 mm in width	5.179	75.140	19.018	208.469
9007209000	Oth projectors whether/not incorp.sound recording/reproducing apparatus	7.786	338.071	38.233	1.579.626
9007910000	Parts and accessories for cameras	13.720	73.606	737.913	10.056.521
9007920000	Parts and accessories for projectors	69	10.072	718	81.496
9008100000	Slide projectors, oth thancinematographic	244	75.894	3.672	4.416.596
9008200000	Microfilm, microfiche/oth m. readers,whether/not capable of prod. copies	51	12.067	1.192	555.931
9008300000	Other image projectors	18.276	149.113	97.788	1.134.153
9008401000	Photogr.enlargers&reducers (oth thanc.graphic) use in the print industry	0	302	0	864
9008409000	Other photographic enlargers andreducers (other than cinematographic)	8.493	31.977	30.002	154.154
9008901000	Parts and accessories of the goods ofsubheading 9008.20.00	55.089	833.108	3.266.422	52.821.743
9008909000	Parts and accessories of other imageprojectors	12.567	88.306	4.844	594.881
9010100000	Apparatus and equipment forautomatically developing x-ray film	31.059	728.692	103.133	23.303.895
9010501000	App. for the projec./drawing of circ.patt.on sensit.substrates for mk ofPCB	0	7.074	0	67.747
9010509000	Oth app&equip for p.grap (includingcinematographic); negatoscopes	4.860	84.682	106.121	310.810
9010600000	Projection screens of 300 inchesor more	32.872	478.321	139.509	1.252.635
9010901000	Parts&acc. for projection screens,/for articels of subheading 9010.10	0	82.641	0	172.450
9010903000	Parts&acc.of app for the projection/drawing of circuit patt. of PCB/PWBs	1	7.340	7	9.956
9010909000	Parts & acc.of oth apparatus&equipfor photographics laboratories	9.294	169.364	28.130	1.519.483
9011100000	Stereoscopic microscopes	4.806	14.577	12.165	284.620
9011200000	Other microscopes, for photomicrograpcinephotomicrography/microproject	508	22.852	82.375	1.951.148
9011800000	Other microscopes	10.036	169.873	179.000	2.587.728
9011900000	Parts and accessories of stereoscopicmicroscope	2.146	33.432	110.794	443.234
9012100000	Microscopes oth than optical microscopediffraction apparatus	170	39.438	3.906	487.355
9012900000	Parts and accessories for microscope	1.283	36.713	10.894	150.875
9013100000	Telescopic sights for fitting to armsperiscopes; telescopes design to form	1.844	23.373	4.760	826.846
9013200000	Lasers, other than laser diodes	3.516	47.396	19.757	1.040.219
9013801000	Optical error verifications&repairapp.for PCB/PWBs&PCAs	123	11.264	1.509	281.611
9013802000	Liquid crystal devices	14.683	70.490	607.553	3.881.345
9013809000	Other devices, appliances&instrumentsof other optical appliances	5.999	74.838	631.076	6.739.396
9013901000	Parts & accessories of goods ofsubheading 9013.20.00	20	996	598	11.787
9013903000	Parts & acc.of goods of sub head.9013.10.00/9013.80.00	0	385	0	18.473



**I.3. IMPOR MENURUT KOMODITI / IMPORT BY HS COMMODITY**  
**\*\*\* NOPEMBER / NOVEMBER 2008 \*\*\***

H S	Uraian Komoditi Commodity Description	Berat Bersih / Net Weight (Kg)		Nilai / Value C.I.F (US\$)	
		Bulan ini	Kumulatif	Bulan ini	Kumulatif
		Current Month	Cum.Jan. to date	Current Month	Cum.Jan. to date
9013909000	Parts&accessories of other goods of subheading 90.13	14.248	16.474	52.874	265.463
9014100000	Direction finding compasses	96.997	415.342	595.851	3.311.103
9014200000	Instrum.&appl.for aeronautical/spacenavigation (other than compasses)	121	360	560.201	634.858
9014801000	Navig'nal instrum.&appl.used on ships,work with an automatic data processor	143	9.264	10.189	757.354
9014809000	Other navigationalinstruments&appliances	22.141	97.896	203.315	5.763.912
9014901000	Parts&acc.of ships navig'nal instrumwork with an automatic data process.	1.005	1.874	13.750	25.723
9014909000	Parts&accessories of oth navigationalinstruments&appliances	7.874	58.028	315.965	5.289.130
9015101000	Rangefinders used in photography&cinematography	0	12	0	162
9015109000	Other rangefinders	8.562	51.656	49.773	1.857.502
9015200000	Theodolites and tachymeters(tacheometers)	767	24.322	2.618	900.989
9015300000	Levels [measuring higher of ground]	9.000	180.052	25.759	246.895
9015400000	Photogrammetrical surveyinginstruments & appliances	85.862	493.675	476.518	2.665.649
9015801000	Radio sonde and radio wind apparatus	2.037	17.138	136.176	304.843
9015809000	Other instruments&appliancesfor surveying	18.197	531.725	1.305.415	27.944.847
9015900000	Parts&accessories of surveyinginstruments and appliances	151.945	862.713	3.520.244	33.654.084
9016001000	Balances of a sens'vity of 5cg/better,w/without their weights, electronic	6.774	98.298	61.493	2.819.135
9016009000	Balances of a sens'vity of 5cg/better,w/without their weights,not electronic	9.769	339.166	211.756	2.287.864
9017101000	Plotters whether i/o units of hd 84.71or drawing/drafting of head 90.17	150	47.972	4.000	635.075
9017109000	Other drafting tables & machines,whether/not automatic	1.240	55.395	46.304	270.881
9017201000	Rulers	33.064	330.777	51.314	607.684
9017203000	App.for the project/drawing of circ.patt.on sens'zed subs's for mfc.of PCB	1	2.315	115	72.236
9017205000	Plotters whether i/o units of h 84.71/drawing/drafting machines of h 90.17	2.190	3.432	12.300	52.340
9017209000	Other drawing, marking-out/mathematical calculating instruments	7.275	191.380	54.140	540.705
9017300000	Micrometers, callipers and gauges	79.143	467.261	1.677.720	9.023.817
9017800000	Other instruments micrometerscallipers&gauges	63.665	1.975.107	199.516	5.004.217
9017902000	Parts&acc.of app.for the project/drwgof circ.patt.on sens.subs'tes for PCB	101	1.269	19.042	39.139
9017904000	Parts&acc.incl.PCA of plotters whetheri/o units of head 84.71/of head 90.17	0	983	0	1.234
9017909000	Parts and accessories of otherinstruments	16.417	80.150	216.925	681.143
9018110000	Electro-cardiographs	1.477	22.220	110.125	851.594
9018120000	Ultrasonic scanning apparatus	3.160	28.695	347.213	2.720.923
9018130000	Magnetic resonance imagingapparatus	250	76.085	102.457	3.802.536
9018190000	Other electro-diagnostic apparatus	125.306	955.094	4.019.160	24.522.707
9018200000	Ultra-violet/infra-red ray apparatus	0	73.928	0	2.967.389
9018311000	Disposable syringes	140.591	1.266.880	791.828	8.540.173
9018319000	Other syringes, with/without needles	53.315	478.238	520.425	5.208.714
9018320000	Tubular metal needles and needles forsutures	30.079	392.509	471.963	4.881.392
9018391000	Oth. catheters	9.101	117.432	163.186	2.016.543
9018392000	Oth.tubular metal needles and needlesfor sutures	0	33.297	0	399.519
9018399000	Other instruments and appliances,used in dental science	227.525	4.259.863	2.229.481	25.180.896
9018410000	Dental drill eng.,whether/not comb.on a single bs with oth dental equip.	6.727	13.109	64.874	129.991
9018490000	Oth.dental drill eng.,whether/not comb.on a single bs with oth dental equip.	1.671	41.837	11.407	309.595
9018500000	Other ophthalmicinstruments&appliances	491	16.317	86.828	672.579
9018902000	Intravenous administration set (adult)	1.595	65.512	107.263	1.195.615
9018903000	Electronic instruments and appliances	23.177	47.365	710.731	2.150.633
9018909000	Other instruments&appliances inmedical	476.774	3.949.680	9.457.656	55.557.300
9019101000	Electr. mechano-therapy appl.massageapparatus	68.851	1.441.049	583.886	9.006.865
9019109000	Oth. electr. mechano-therapy appl.massage app.	35.225	411.185	52.019	2.471.163
9019200000	Ozone therapy,oxygen therapy, aerosoltherapy, artificial respiration/other	34.490	137.964	404.681	1.803.450
9020000000	Oth breathing appl.&gas masks, excl.protec.masks having neith. mech'l part	8.431	196.724	78.095	4.306.162
9021100000	Orthopaedic/fracture appliances	419	132.940	26.297	655.752
9021210000	Artificial teeth	89	7.106	344	23.956
9021290000	Other artificial teeth	0	7.075	0	147.001
9021310000	Artificial joints	0	862	0	5.572
9021390000	Other artificial joints	946	3.258	11.610	37.835
9021400000	Hearing aids, excluding parts andaccessories	19	3.839	25.159	39.408
9021500000	Pacemakers for stimulating heartmuscles,excluding parts&accessories	4.254	4.599	6.616	31.965
9021900000	Oth appl.which are worn/carried/implanin the body,to comp'ate for a defect	7.676	130.788	7.343.229	74.100.927
9022120000	Computed tomography apparatus	21.710	109.096	1.939.340	9.037.412
9022130000	Oth. computed tomography apparatusfor dental use	68	9.660	141	329.280
9022140000	Oth. computed tomography apparatusfor medical, surgical/veterinary uses	17.789	215.164	1.008.080	11.244.565
9022191000	X-ray app for the physical inspectionof solder joints on PCB/PWB assemblies	3.227	30.430	89.909	614.481
9022199000	X-ray apparatus for other uses	2.752	201.224	102.046	9.047.647
9022210000	Alpha,beta/gamma radiations app formedic.surgical,dental/veterinary uses	13.113	88.451	396.858	2.343.977
9022290000	Alpha, beta/gamma radiationsapparatus for other uses	2.012	160.966	169.461	14.326.974
9022300000	X-ray tubes for medical, surgical,veterinary uses	400	7.561	123.814	1.179.782
9022901000	Parts&acc.of x-ray app f the physicalinspec.of solder joints on PCAs	1.186	6.622	31.455	116.101
9022909000	Parts & accessories for other x-ray,alpha,beta/gamma radiations apparatus	7.614	168.250	607.230	4.858.833
9023000000	Instrum. app.&models,for demonstra'nalpurp.(exam. in education/exhibitions)	39.110	555.964	1.411.372	25.530.095
9024101000	Machines and appliances for testingmetals, electrically operated	10.520	147.510	537.097	3.171.174
9024109000	Machines and appliances for testingmetals, non-electrically operated	7.303	112.387	56.478	1.536.642
9024801000	Machines & appliances for testingother material, electrically operated	8.086	97.936	518.093	6.563.654
9024809000	Machines & appliances for testing othermaterial, non-electrically operated	5.464	133.453	104.650	2.821.480
9024901000	Parts&acc. for elec. operated machinesand appliances for testing materials	9.610	25.566	77.981	896.666

**I.3. IMPOR MENURUT KOMODITI / IMPORT BY HS COMMODITY**  
**\*\*\* NOPEMBER / NOVEMBER 2008 \*\*\***

H S	Uraian Komoditi Commodity Description	Berat Bersih / Net Weight (Kg)		Nilai / Value C.I.F (US\$)	
		Bulan ini	Kumulatif	Bulan ini	Kumulatif
		Current Month	Cum.Jan. to date	Current Month	Cum.Jan. to date
9024902000	Parts&acc.for non-elect'ly operatedmachines&appl. for testing materials	12.388	16.315	9.298	168.663
9025110000	Thermometers&pyrometers not combinedwith oth instruments, liquid filled	13.304	151.539	72.227	1.555.613
9025191000	Thermometers&pyrometers not combinedwith oth instruments, electrical	18.653	165.843	157.174	2.480.640
9025192000	Thermometers&pyrometers not combinedwith oth instruments, non electrical	6.940	83.219	124.615	1.990.408
9025801000	Temperature gauges for motor vehicles	5.548	19.537	22.563	248.357
9025802000	Oth. temperature gauges for motor vehic.electrical	20.128	179.907	1.179.494	3.571.748
9025803000	Oth. temperature gauges for motor vehic.non electrical	15.035	75.332	129.898	830.605
9025901000	Parts and accessories for electricallyoperated instruments	1.039	46.345	89.775	434.439
9025902000	Parts & accessories for non-electrically operated instruments	640	25.421	23.067	691.451
9026101000	Level gauges for motor vehicleselectrically operated	11.930	92.712	157.331	1.873.654
9026102000	Level gauges for motor vehicles notelectrically operated	12.254	96.101	168.714	1.622.361
9026103000	Oth measur/checking the flow/level ofliquids instrum.,elec.oprt	40.278	588.734	1.759.915	17.209.831
9026109000	Oth measur/checking the flow/level ofliquids instrum.,not elec.op	18.556	212.150	183.691	3.648.884
9026201000	Presure gauges for motor vehicles,electrically operated	37.335	398.668	618.912	1.962.169
9026202000	Presure gauges for motor vehicles,not electrically operated	2.976	34.391	80.342	508.351
9026203000	Other measuring/checking pressureinstruments, electrically operated	45.689	754.520	1.743.590	14.101.795
9026204000	Other measuring/checking pressureinstruments, not electrically operated	16.107	258.645	366.561	3.238.905
9026801000	Oth instruments/app. for measuring, electrically operated	23.905	242.990	411.638	5.821.034
9026802000	Oth instruments/app. for measuring,not electrically operated	23.636	359.484	345.147	2.798.498
9026901000	Parts&acc. for electrically operatedinstruments and apparatus	29.836	250.351	1.129.098	12.955.404
9026902000	Parts&acc.for nn-electrically operatedinstruments and apparatus	9.159	162.740	200.230	3.560.635
9027101000	Gas/smoke analysis apparatus,electrically operated	7.830	190.158	673.268	5.551.541
9027102000	Gas/smoke analysis apparatusnot electrically operated	4.705	21.390	145.492	614.637
9027201000	Chromatographs&elektrophoresis instrum, electrically operated	4.279	24.394	456.242	1.878.934
9027202000	Chromatographs&elektrophoresis instrum, not electrically operated	820	2.827	26.630	109.191
9027301000	Spectrometers,sp.photometers&sp.graphsuse optic radiat,elect'ly operated	4.189	74.271	436.944	5.431.508
9027302000	Spectrometers,sp.photometers&sp.graphsuse optic radiat,nt-elect'ly operated	10.849	14.830	524.713	945.062
9027501000	Oth instrum.&app.using optic radiat'ns(uv, visible, ir), elect'ly operated	8.465	90.084	682.233	8.904.846
9027502000	Oth instrum.&app.using optic radiat'ns(uv,visible,ir),not-elect'ly operated	1	7.679	123	960.751
9027801000	Exposure meters	372	14.270	25.254	800.657
9027802000	Coagulometers	1.503	35.527	119.155	2.669.465
9027803000	Other instruments and apparatuselectrically operated	36.716	181.545	1.034.994	10.724.073
9027804000	Other instruments and apparatusnot electrically operated	638	41.689	141.415	3.262.925
9027901000	Parts&acc.includg PCA of h 90.27,othfor gas/smoke analysis app.&microtomes	818	28.745	62.325	1.360.119
9027909100	Parts&acc. of gas/smoke analysis app.and microtomes, electrically operated	6.173	51.181	99.061	1.471.196
9027909900	Parts&acc. of gas/smoke analysis app.&microtomes,not-electrically operated	134.329	392.125	792.014	5.436.866
9028101000	Gas meters of a kind mounted in gascontainers	15	105.304	907	587.352
9028109000	Other gas meters of kind mountedin gas containers	21.337	195.209	221.269	2.526.658
9028201000	Totalizing water meters	25.099	576.024	120.666	1.991.714
9028209000	Other liquid meters	66.435	480.362	186.220	2.694.287
9028301000	Kilowatt hour meters	21.015	283.366	391.254	5.476.919
9028309000	Other electricity meters	56.606	428.812	292.305	3.186.846
9028901000	Water meter housings/bodies	81	233.160	137	1.512.486
9028909000	Oth parts&accessories of gas, liquid/electricity supply/production meters	119.779	2.244.538	1.269.092	24.830.967
9029102000	Taximeters	0	16.191	0	76.037
9029109000	Mileometers, pedometers and the like	4.756	114.129	131.337	1.646.319
9029201000	Speedometer for motor vehicles	107.027	1.113.052	1.128.056	11.559.325
9029202000	Tachometers for motor vehicles	37.428	367.661	446.604	4.271.577
9029209000	Oth speed indicators&tachometers;stroboscopes	34.828	470.770	802.736	12.434.946
9029901000	Parts&acc.of goods of sub h 9029.10/of stroboscopes of subheading 9029.20	75.069	658.074	1.115.506	10.164.209
9029902000	Parts and accessories of goods ofsubheading 9029.20	76.711	918.388	2.253.074	25.059.979
9030100000	Instruments & apparatus for measuring/detecting ionising radiations	749	33.763	147.935	2.309.067
9030200000	Cathode-ray oscilloscopes &cathode-ray oscillographs	26.920	72.441	260.738	1.401.862
9030310000	Multimeters without a recording device	4.557	117.971	55.294	878.497
9030320000	Multimeters with a recording device	3.226	21.422	11.517	221.026
9030331000	Instruments and apparatus for measuring/check voltage without a rec. device	30.328	247.652	3.591.335	18.246.840
9030332000	Impedance-measuring instruments andapparatus designed to provide visual	419	21.099	5.677	4.033.602
9030333000	Ammeters and voltmeters for motorvehicles	153	16.959	7.542	182.332
9030339000	Oth instr&app for meas'g/check.voltagecurr.resist./power,w/o record. device	56.658	359.185	376.117	4.430.955
9030390000	Other heading 90.30with a recording device	17.334	299.125	982.567	9.415.996
9030400000	Other instruments and apparatus,designed for telecommunications	668	10.887	265.148	2.310.671
9030821000	Wafer probers	0	17.629	0	1.311.631
9030829000	Oth instrum.&app.for measuring/checking semiconductor wafers/devices	499	73.396	20.469	7.066.427
9030841000	Instruments & app., with a recordingfor measure, check electrical quantities	4	12.065	184	1.190.680
9030849000	Oth instru. and app., with a recordingfor measure, check electrical quantities	289	7.704	30.477	463.588
9030891000	Instru.&app.s,w/o recording device forgoods other than subheading 9030.39	17	1.685	3.474	176.255
9030899000	Other instruments & apparatus,without recording device	4.865	90.631	371.045	3.851.780
9030901000	Parts&accessories including PCA ofgoods of subhead 9030.40&9030.82	1.333	19.018	106.561	920.971
9030902000	Parts&acc. of instrum.&app for measure/check elect'al quantities on PCB&PCAs	55	9.016	16.211	1.137.687
9030903000	Parts&acc.of optical instrum.&appl.for measuring/checking PCB/PWBs&PCAs	155	3.459	2.623	226.147
9030909000	Other parts&accessories of goods ofhead 90.30	13.524	126.392	864.399	6.343.386
9031101000	Machines for balancing mechanicalparts, electrically operated	157.597	469.699	606.051	9.195.796
9031102000	Machines for balancing mechanicalparts, not electrically operated	12	12.313	494	109.181

**I.3. IMPOR MENURUT KOMODITI / IMPORT BY HS COMMODITY**  
**\*\*\* NOPEMBER / NOVEMBER 2008 \*\*\***

H S	Uraian Komoditi Commodity Description	Berat Bersih / Net Weight (Kg)		Nilai / Value C.I.F (US\$)	
		Bulan ini	Kumulatif	Bulan ini	Kumulatif
		Current Month	Cum.Jan. to date	Current Month	Cum.Jan. to date
9031201000	Test benches, electrically operated	18.637	172.646	616.460	8.208.962
9031202000	Test benches,not electrically operated	1.368	25.184	13.603	463.404
9031410000	Oth optical instrum.&appl.for inspec.s.cond.wafers/devices/p.masks/reticles	0	6.506	0	45.386
9031491000	Optic' instrum&appl.for measur surfaceparticulate contamn. on s.cond. wafers	2	1.339	5.435	184.334
9031492000	Optical error verification&repair app.for PCB/PWBs and PCAs	0	687	0	20.118
9031493000	Optical instrum.&appl. for measuring/checking PCB/PWBs&PCAs	0	2.637	0	223.102
9031499000	Other optical instruments andappliances for other purposes	13.127	193.083	715.209	8.555.614
9031801100	Cable test equipment, electricallyoperated	28.146	174.806	584.019	3.512.636
9031801900	Cable test equipment, not electricallyoperated	7.145	17.590	76.358	639.746
9031809200	Other instruments, appliances&machinesof head 90.31, electrically operated	66.804	1.334.583	1.506.756	26.643.452
9031809900	Other instruments, appl.&machines ofhead 90.31, not electrically operated	46.499	203.026	1.318.547	7.931.549
9031901100	Parts&acc.incl.PCA of optical instrum.&appl.for inspecting s.cond. wafers	340	4.203	25.682	154.769
9031901200	Parts&acc.of optical error verifc.&repair app.for PCB/PWBs&PCAs	0	364	0	8.913
9031901300	Parts&acc.of optic. microscopes fittedw/equip.for hand&trans.of s.cond wafer	378	2.730	42.595	139.546
9031901900	Parts&accessories for otherelectrically operated equipment	21.997	145.305	768.030	4.386.277
9031902000	Parts&accessories for non-electricallyoperated equipment	5.584	34.170	57.048	541.422
9032101000	Thermostats, electrically operated	75.065	824.742	570.953	6.152.693
9032102000	Thermostats, not electrically operated	16.438	122.341	59.907	728.735
9032201000	Manostats, electrically operated	1.379	16.851	37.313	387.964
9032202000	Manostats, not electrically operated	632	10.712	2.902	66.134
9032810000	Hydraulic/pneumatic regulating/ctrlinginstruments and apparatus	4.974	138.253	125.711	2.836.278
9032891000	Instru.&app.fitt.with anautomatic dataprocess.mach. for controll the propul.	1.916	100.527	37.684	4.220.118
9032892000	Automatic instrum.&app.for controllingchem./electro-chem.solutions in PCA/PWE	223	73.057	2.004	475.757
9032893100	Automatic regulating voltage units(stabilizers)	117.555	1.553.263	145.498	2.657.428
9032893900	Oth automatic regulating/controllinginstrum.&app., electrically operated	128.392	871.834	720.469	9.308.474
9032899000	Oth automatic regulating/controllinginstrum.&app.not electrically operated	164.061	1.589.815	3.405.326	40.487.118
9032901000	Parts and accessories of goods ofsubheading 9032.89.10	5.957	9.716	11.709	117.852
9032902000	Parts and accessories of goods ofsubheading 9032.89.20	2	555	246	44.269
9032903000	Parts and accessories of other goods,electrically operated	20.043	181.546	331.135	3.518.275
9032909000	Parts and accessories of other goods,not electrically operated	30.598	324.746	1.000.514	12.480.489
9033001000	Parts&acc. for machines,appl.,instrum.of chapter 90 for elect'ly operated	16.145	345.924	747.529	12.152.401
9033002000	Parts&acc. for mach.appl.,instrum.ofchap. 90 for not electrically operated	9.901	329.985	233.212	5.482.963
9101110000	Elec'ly wrist-watches,whether/not withastopwatch fac'ty,wi mech.display only	3	416	23	35.000
9101190000	Elec'ly wrist-watches,whether/not withastopwatch facility,with oth display	62.593	69.167	400.000	654.439
9101290000	Oth wrist-watches,whether/not withastop-watch fac'ty,w non auto. winding	5.345	20.894	2.030	452.679
9101910000	Other wrist-watches, electricallyoperated	0	5.095	0	656.587
9101990000	Other wrist-watches, not electricallyoperated	0	1.439	0	50.242
9102110000	Elec'ly wrist-watches oth head 91.01,wh'er/not w astop.w. facit,w/mech.dspl	2.306	12.556	135.926	1.510.754
9102120000	Elec'ly wrist-watches oth head 91.01,w/nw a s.watch fac'ty,w op-elec.displ	0	3.169	0	5.781
9102190000	Elec.ly wrist-watches othh91.0,whether/not w/astopwatch facit,w/oth display	37.870	790.445	165.998	2.383.608
9102210000	Oth wrist-watches oth h91.01, whether/nt with a s.watch fac'ty,w/autom.wndg	92	32.346	3.904	5.450.213
9102290000	Oth wrist-watches oth h91.01, whether/nt w/a s.watch fac'ty,w/n.autom.wndg	49.352	571.533	135.883	1.952.817
9102911000	Stop-watches, electrically operated	1	13.439	18	32.907
9102919000	Other wrist-watches oth head 91.01,electrically operated	10.976	22.818	9.971	74.322
9102990000	Other wrist-watches oth head 91.02,electrically operated	76.296	552.262	369.771	1.534.066
9103100000	Clocks with watch movements, excludingclocks ofh91.04.,electrically operated	6	19.148	89	43.826
9103900000	Clocks with watch movements, excludingclocks ofh91.04.,not elec'ly operated	4.408	5.435	4.179	7.896
9104001000	Instrument panel clocks & clocks of asimilar type, for vehicles	2.666	41.336	199.755	2.278.020
9104002000	Instrument panel clocks & clocks of asimilar type, for aircraft	3	18	2.402	17.377
9104003000	Instrument panel clocks & clocks of asimilar type, for vessels	0	85	0	692
9104009000	Instrument panel clocks & clocks of asimilar type, for spacecraft	1	136	106	28.941
9105110000	Alarm clocks, electrically operated	3.328	263.230	2.413	384.424
9105190000	Alarm clocks,not electrically operated	27.816	249.649	82.788	770.364
9105210000	Wall clocks, electrically operated	5.188	113.390	15.311	423.268
9105290000	Wall clocks, not electrically operated	24.609	418.076	93.339	1.240.313
9105910010	Marine and similar chronometers(oth. than clocks of heading 91.04)	0	1.435	0	3.957
9105910020	Public clocks for building; clocks forcentralised electric clock systems	3	1.142	3.317	5.172
9105910090	Oth. Clocks, electrically operated	3.709	75.470	9.813	240.899
9105990010	Oth. marine and similar chronometers(oth. than clocks of heading 91.04)	0	5	0	574
9105990090	Oth. Clocks, not electrically operated	2.591	52.767	8.467	178.961
9106100000	Time-registers; time-recorders	8.910	112.684	43.722	1.031.138
9106900000	Oth time record.&intervals of time appw/clock/watch move./with synchron.mtr	13.029	172.371	108.359	1.282.720
9107000000	Time switches with clock/watchmovement/with synchronous motor.	3.243	123.681	71.809	1.462.720
9108110000	Watch move., comp.&assem. with mech.display only, electrically operated	0	3	0	54
9108120000	Watch movements,comp.&assem.with opto-elect'nic display only, elect'ly oprtd	0	1	0	23
9108190000	Other watch movements, complete &assembled, electrically operated	0	45.828	0	155.720
9108200000	Watch move., comp.&assem. with mech.-with automatic winding	115	516	1.915	27.345
9108900000	Other watch movements, complete &assembled, not electrically operated	1	7.241	10	36.792
9109110000	Clock movements of alarm clocks,compl.and assembled, electrically operated	0	6.723	0	12.736
9109190000	Clock movements of oth clocks, compl.&assembled, electrically operated	17.178	152.798	27.574	504.854
9109900000	Clock movements, complete andassembled, not electrically operated	28.419	127.598	73.405	320.074
9110110000	Complete movements, unassem./partyassem.(movement sets) of watches	1.606	36.840	37.250	563.795
9110190000	Rough movements of watches	494	548	1.106	2.022

**I.3. IMPOR MENURUT KOMODITI / IMPORT BY HS COMMODITY**  
**\*\*\* NOPEMBER / NOVEMBER 2008 \*\*\***

H S	Uraian Komoditi Commodity Description	Berat Bersih / Net Weight (Kg)		Nilai / Value C.I.F (US\$)	
		Bulan ini	Kumulatif	Bulan ini	Kumulatif
		Current Month	Cum.Jan. to date	Current Month	Cum.Jan. to date
9110900000	Oth. compl/incomplete movements,unassem.or assembled (movement sets) of c	6.800	22.417	35.887	97.660
9111200000	Watch cases of base metal, whetheror not gold/silver-plated	1.771	10.963	6.911	39.438
9111800000	Other watch cases	515	40.405	2.471	715.388
9111900000	Parts of watch cases	2.540	21.526	5.281	36.075
9112200000	Clock cases and cases of a similartype for other goods of this chapter	8.845	16.592	12.689	26.622
9112900000	Part of clock cases&cases of a similartype for other goods of this chapter	6.981	15.149	13.982	38.688
9113100000	Watchstraps,watch band&watch braceletsof precious mtl/of mtl clad w/prec.mtl	7	92	26.440	123.672
9113200000	Watchstraps,watch bands& bracelets,of base metal,wheth/not gold/s plated	1.521	15.010	8.210	48.679
9113900000	Other watchstraps, watch bands &watch bracelets	8.133	137.686	35.015	910.936
9114100000	Springs, including hair-springs ofclock/watch	371	588	873	3.431
9114200000	Jewels of clock/watch	0	868	0	1.957
9114300000	Dials of clock/watch	740	13.721	3.238	41.908
9114400000	Plates and bridges of clock/watch	0	4.998	0	5.169
9114900000	Other parts of clock/watch	28.587	266.273	78.513	785.312
9201100000	Upright pianos	74.882	178.797	212.307	593.023
9201200000	Grand pianos	25.465	83.060	185.932	801.063
9201900000	Oth pianos,including automatic pianos;harpichords&oth keybrd string.instr.	38.062	444.709	75.300	876.960
9202100000	String musical instruments playedw/a bow	3.582	37.880	44.926	304.643
9202900000	Other string musical instrumentsplayed	17.946	218.643	124.093	1.291.951
9205100000	Brass-wind instruments	5.944	44.267	12.918	149.430
9205901000	Keyboard pipe organ; harmonium & similarkeyboard instrum with free metal reed	0	96.569	0	370.053
9205909000	Oth. keyboard pipe organs, harmoniumswith free metal reeds	44.127	384.625	295.921	2.640.852
9206000000	Percussion musical instruments(forex, drm,xylophones,cymbals,castanets)	93.145	1.127.075	618.434	4.629.247
9207100000	Keyboard instruments, other thanaccordions	65.711	359.324	403.737	2.981.250
9207900000	Oth musical instruments,the sound isproduc/must be amplified,electrically	62.761	467.261	271.968	3.699.410
9208100000	Musical boxes	958	49.501	3.854	253.084
9208901000	Decoy calls, call horns &other mouthblown sound signalling instruments	4.035	27.830	11.895	132.463
9208909000	Oth musical instruments not fallingwithin any oth heading of this chapter	898	88.547	2.001	255.756
9209300000	Musical instrument strings	42.509	383.917	688.170	3.766.709
9209911000	Strung backs, keyboards and metalframes for upright pianos	187.881	3.052.120	985.981	16.724.797
9209919000	Other parts and accessories for pianos	219.022	6.041.206	2.224.824	39.985.860
9209920000	Parts & accessories for the musicalinstruments of heading 92.02	66.360	1.311.233	640.262	10.495.490
9209940000	Parts & accessories for the musicalinstruments of heading 92.07	1.205.834	2.662.492	8.469.330	22.255.028
9209990000	Parts & accessories for other musicalinstruments	71.171	825.640	2.007.113	22.595.412
9301110000	Artillery weapons (for example, guns,howitzers & mortars), self-propelled	5	2.880	56	112.055
9301190000	Artillery weapons(for ex.guns,howitzer& mortars), not self-propelled	0	3.494	0	2.820.467
9301200000	Rocket launcers;flame-throwers;grenadelauncers; torpedo tub&sim. projectors	0	17.000	0	384.500
9301900000	Oth military weapons,o than revolvers,pistols & the arms of heading 93.07	0	19.367	0	3.855.539
9302000000	Revolvers and pistols, otherthan those of heading 93.03/93.04.	0	625	0	50.876
9303100000	Muzzle-loading firearms	933	1.017	683.072	689.521
9303209000	Oth sporting/target-shooting shotguns,including combination shotgun-rifles	42	1.294	5.625	358.267
9303900000	Oth firearms&sim. device which operateby the firing of an explosive charge	1	1.289	53	295.600
9304009000	Oth arms (for example,spring, air/gasguns&pistols),excl.those of head 93.07	1.602	3.930	707.648	727.093
9305100000	Parts and accessories of revolvers/pistols	0	12	0	3.130
9305211000	Shotgun barrels of hunting shotguns,not exceed. 7 kg	723	723	450	450
9305219000	Shotgun barrels of other shotguns	0	4.429	0	57.541
9305910000	Parts and accessories of militaryweapons of heading 93.01	0	113	0	55.119
9305999000	Parts and accessories of other arms	0	1.904	0	20.006
9306210000	Cartridges for shotgun and air gun	1.882	17.137	155.354	213.260
9306290000	Parts of cartridges, gun pellets	289	6.390	172.325	586.499
9306301000	Oth cartridges&parts thereof use forrevolvers & pistols of heading 93.02	0	12	0	1.076
9306302000	Cartridges for riveting/similar toolsor for captive-bolt humane killers and	0	837	0	33.543
9306309000	Other cartridges and parts thereof usefor other arms	0	594	0	2.403
9306900000	Other cartridges, missiles and similarmunitions of war & parts thereof	0	15.261	0	2.951.455
9307000000	Swords,cutlasses,bayonets,lances&similar arms&parts thereof &scabbards	0	459	0	20.029
9401100000	Seats of a kind used for aircraft,convertible into beds	1.783	10.135	35.476	127.632
9401200000	Seats of a kind used for motorvehicles, converti-ble into beds	16.886	394.740	126.982	2.747.167
9401300000	Swivel seats with variable heightadjustment	132.543	2.760.235	474.316	7.613.013
9401400000	Seats other than garden seats/camping	75.235	752.140	160.978	1.938.728
9401510010	Seats of rattan	124	5.219	1.406	17.774
9401510090	Other seats of rattan	759	6.367	754	26.507
9401590000	Other seats of bamboo/rattan	235	98.440	678	76.917
9401610000	Upholstered	90.235	1.516.384	338.681	5.048.516
9401690000	Other upsholstered	94.041	850.529	267.977	2.578.220
9401710000	Other seats, with metal frames,upholstered	449.008	4.092.968	1.268.854	10.588.244
9401790000	Other seats, with metal frames, notupholstered	252.460	3.607.575	441.447	6.477.884
9401801000	Baby walkers	4.556	75.010	14.158	192.051
9401809000	Other seats	68.407	865.807	217.838	1.881.319
9401901010	Parts of aircraft seats of plastics	203	64.576	2.922	888.389
9401901090	Oth parts of aircraft seats of plastics	3	61.950	5	1.344.606
9401902000	Parts of baby walkers	0	815	0	632
9401909100	Parts of seats of goods of subheading9401.20.00/9401.30.00	366.561	4.204.887	2.870.555	31.476.237
9401909910	Oth.of goods of subheading of plastic9401.20/9401.30	33.502	523.265	41.085	920.419

**I.3. IMPOR MENURUT KOMODITI / IMPORT BY HS COMMODITY**  
**\*\*\* NOPEMBER / NOVEMBER 2008 \*\*\***

H S	Uraian Komoditi Commodity Description	Berat Bersih / Net Weight (Kg)		Nilai / Value C.I.F (US\$)	
		Bulan ini	Kumulatif	Bulan ini	Kumulatif
		Current Month	Cum.Jan. to date	Current Month	Cum.Jan. to date
9401909990	Oth.of goods of subheading9401.20/9401.30	451.187	5.209.873	3.250.612	30.577.925
9402101000	Dentists' chairs	54.453	329.350	348.315	2.724.439
9402103000	Barbers' and hairdressers' chairs andparts	18.070	203.543	42.116	486.781
9402109000	Other dentists, hairdressers & barberschairs and part thereof	2.786	349.945	9.334	1.074.096
9402901000	Fumtr.designed for medical,surgical/veterinary surg.purp.&parts thereof	58.051	291.312	615.065	1.772.166
9402909000	Oth. fumtr.design for medical,surgical/veterinary surg.purp.&parts thereof	90.825	1.410.038	564.292	6.448.148
9403100000	Mtl furniture of a kind used in office	181.390	4.031.882	369.326	4.493.640
9403200000	Other metal furniture	506.809	8.273.321	959.360	14.374.532
9403300000	Wooden furniture of a kind usedin offices	332.588	8.072.617	408.936	9.829.461
9403400000	Wooden furniture of a kind usedin the kitchen	71.926	1.988.448	82.791	2.069.996
9403500000	Wooden furniture of a kind usedin the bedroom	503.166	6.355.432	784.066	8.225.799
9403600000	Other wooden furniture	524.638	7.625.022	1.031.701	13.169.426
9403700000	Furniture of plastics	103.578	917.178	90.846	1.444.393
9403810010	Bedroom, dining room/living room sets ofrattan	1.901	30.652	1.241	41.629
9403810020	Bedroom, dining room/living room sets ofother materials	45.415	204.298	41.466	302.693
9403810030	Fumtr. of plas. of kind used in parksgardens/vestibules	0	4.374	0	4.209
9403810040	Fume cupboards for use in medicallaboratories	410	1.273	9.379	13.131
9403810090	Other furniture of bamboo or rattan	2.458	122.951	2.870	428.222
9403890010	Bedroom, dining room/living roomsets of other materials	10.309	795.889	26.791	1.085.687
9403890020	Oth furniture of a kind used in parks,garden/vestibules	1.912	91.329	3.179	119.874
9403890030	Fume cupboards for use in medical lab.of cane,osier,bamboo/similar materials	11.899	40.106	20.073	154.076
9403890090	Other furniture	136.961	1.380.070	221.164	2.142.803
9403900000	Parts of other furniture	249.309	4.108.502	395.563	7.723.503
9404100000	Mattress supports	12.644	116.048	66.306	431.681
9404210000	Mattresses of cell. rubber/plastics,whether/not covered	9.119	490.800	9.380	511.627
9404291000	Mattress springs of other materials	3.264	280.717	14.727	1.015.975
9404292000	Mattress of hyperthermia/hypothermiatype of other materials	0	304	0	1.248
9404299000	Other mattress of other materials	84.493	494.287	99.300	730.057
9404300000	Sleeping bags	953	35.128	1.963	165.040
9404901000	Quilts, bedspreads and mattressprotectors	2.403	64.100	20.201	334.176
9404909000	Other articles of bedding and similarfurnishing	37.582	1.175.892	149.969	2.412.576
9405102000	Surgical lamps of ceiling/walllighting fittings	4.287	60.749	262.096	399.585
9405103000	Spotlights of ceiling/wall lightingfittings	22.695	477.047	247.325	2.835.970
9405109000	Oth chandeliers&oth elec ceiling/walllight.fittng,exc.of apublic spac.light	421.988	5.688.963	1.799.990	23.053.971
9405201000	Surgical lamps of electric table,desk,bedside/floor-standing lamps	1.918	1.954	108.571	110.418
9405209010	Elect. table of spotlights	12.309	203.089	25.521	350.950
9405209090	Oth. elect. table, desk	139.794	1.885.821	455.300	5.373.985
9405300000	Lighting sets of a kind used forchristmas trees	22.213	256.861	82.009	642.456
9405401000	Surgical lamps, incl. operat lights;pilot lamp assem for elec.-thermic dom	466	11.188	26.551	102.903
9405402000	Searchlights	1.223	3.662	6.388	17.900
9405404000	Oth. electr. lamps of spotlights	30.245	295.573	230.747	1.638.547
9405405000	Street lamps/lanterns	13.101	337.288	102.168	1.633.803
9405406000	Other exterior lighting, other thanstreet lamps/lanterns	12.247	135.956	99.408	1.519.998
9405407000	Non-flashing aerodrome beacons;lampsfor railwayloc.aircraft,ships ofbs mtl	9.446	30.965	238.685	1.297.187
9405408000	Pilot lamp assemblies for electrodomestic appliances of heading 85.16	139	4.074	522	12.726
9405409010	Fibreoptic operation headlights	98	4.799	4.142	222.405
9405409090	Oth electric lamps,including oth eleclamps&lighting fittings of wood	79.603	1.078.470	609.933	8.438.515
9405501100	Non elect. lamps&flighting fittings -of brass, for religius rites	186	254	216	821
9405501900	Oth. non elect. lamps&flighting fittings	4.729	30.863	61.763	170.696
9405504010	Hurricane lamps of base metal	0	27.512	0	46.384
9405504090	Other hurricane lamps	6.035	78.122	11.861	101.691
9405509011	Oil lamps of brass, used for relig.rites	44	1.559	50	1.573
9405509012	Oil lamps of other base metal,or of wood	229	791	257	13.662
9405509013	Oil lamps of plast, stone, ceramic,-glass	3.000	9.131	3.020	12.212
9405509019	Other oil lamp of plastic	0	770	0	3.035
9405509020	Miners lamps and quarrymens lamps	752	2.501	1.977	11.055
9405509090	Other miners lamps & quarrymenslamps	1.018	39.043	14.721	335.849
9405601000	Property protection warning signs,street name plates,road&traffic signs	2.200	62.741	4.525	459.127
9405609010	Property protection warning signs,of stone/ceramic	0	481	0	1.383
9405609090	Other property protection warningsigns	36.516	332.134	325.571	1.402.805
9405911000	Parts of glass for surgical lamps	26	16.089	288	70.425
9405912000	Parts of glass for spotlights	1.233	4.511	13.429	30.017
9405914000	Glass globes and chimneys for otherlamps	0	17.720	0	37.539
9405919000	Parts of glass of other lamps	15.949	810.353	977.508	5.100.927
9405921000	Parts of plastics for surgical lamps	0	139.973	0	500.225
9405922000	Parts of plastics for spotlights	837	3.123	12.283	21.434
9405929000	Parts of plastics for other lamps	135.650	1.565.498	198.272	2.637.639
9405991000	Lampshades of textile materials	1	6.869	2	36.626
9405999010	Frames for miners/quarrymenslamps	0	302	0	1.026
9405999090	Other, for the miners lamps, surgical	193.203	1.926.787	338.562	4.347.617
9406001000	Greenhouses fitted with mechanical/thermal equipment	3.600	626.648	57.047	374.296
9406009200	Other prefabricated buildings of wood	1.263	33.049	9.003	191.431
9406009400	Other prefabricated buildingsof iron/steel	435.382	5.602.225	958.647	18.046.456

**I.3. IMPOR MENURUT KOMODITI / IMPORT BY HS COMMODITY**  
**\*\*\* NOPEMBER / NOVEMBER 2008 \*\*\***

H S	Uraian Komoditi Commodity Description	Berat Bersih / Net Weight (Kg)		Nilai / Value C.I.F (US\$)	
		Bulan ini	Kumulatif	Bulan ini	Kumulatif
		Current Month	Cum.Jan. to date	Current Month	Cum.Jan. to date
9406009900	Other prefabricated buildings of other materials	63.470	3.106.291	109.833	17.812.248
9503001000	Tricycles, scooters, pedal cars and similar wheeled toys; dolls carriages	70.265	2.215.295	177.566	5.749.677
9503002100	Dolls, whether/not dressed	85.738	1.224.801	368.974	3.232.782
9503002200	Garments and garments accessories; footwear and headgear	714	18.834	139.460	819.370
9503002900	Other garments and garment accessories; footwear and headgear	8.977	443.326	302.415	5.293.534
9503003000	Electric trains, including tracks, signals and other accessories therefor	6.660	226.960	75.828	598.988
9503004100	Model aircraft assembly kits	4.408	104.401	9.401	248.298
9503004900	Other model aircraft assembly kits	693.841	5.447.081	1.251.412	8.480.602
9503005000	Other construction sets and construction toys, of materials other than plastics	25.798	238.452	254.394	1.792.228
9503006000	Stuffed toys representing animals/non-human creatures, puzzles	54.366	877.272	64.246	1.915.261
9503007100	Toys of jigsaw/picture puzzles	3.069	64.425	16.033	227.303
9503007900	Other toys of jigsaw/picture puzzles	151.268	1.556.519	362.835	4.775.573
9503009100	Numerical, alphabetical/animal block/cut-outs; word builder sets;	412	80.369	182	315.257
9503009200	Skipping ropes	1.016	22.317	2.341	30.106
9503009300	Marbles	743	2.275.492	4.621	422.122
9503009900	Other of goods of sub heading 95.03.00.0	1.476.192	17.534.217	4.612.096	41.106.724
9504100000	Video games of a kind used with a television receiver	98.249	1.221.767	252.192	3.925.355
9504202000	Tables for billiards of all kinds	10.790	149.183	14.780	189.849
9504209000	Other articles and accessories for billiards	4.841	386.613	21.232	644.344
9504300000	Other games, operated by coins, banknotes, bank cards, tokens or by other means	137.446	1.404.680	275.018	4.429.013
9504400000	Playing cards	144.222	2.586.777	142.089	2.077.830
9504901000	Bowling requisites of all kind	332	14.111	1.005	40.042
9504902000	Darts and parts and accessories of darts	2	158.859	35	16.376.262
9504903900	Other tables designed for use with casino games	0	6.802	0	29.552
9504909100	Tables designed for games	9	181	35	462
9504909900	Other tables designed for games	29.921	558.250	76.094	11.683.202
9505100000	Articles for Christmas festivities	40.351	592.060	188.800	2.651.634
9505900000	Festive, carnival or other entertainment articles including conjuring tricks & novelty jokes	36.981	628.080	126.760	1.734.481
9506110000	Skis of snow-ski	0	10.107	0	40.605
9506120000	Ski-fastenings (ski-bindings)	0	119	0	706
9506190000	Other snow-ski equipment	28.212	151.412	70.151	698.835
9506210000	Sailboards	0	4.571	0	81.187
9506290000	Other water-ski, surf-boards, sailboards and other water-sport equipment	4.343	88.483	98.654	480.164
9506310000	Clubs for golf, complete	3.796	131.390	44.567	265.011
9506320000	Balls for golf	27.045	82.657	39.276	147.006
9506390000	Other golf equipment	6.254	85.181	67.254	331.904
9506401000	Tables tennis	19.214	184.930	41.494	295.357
9506409000	Other articles & equipment for table-tennis	11.992	231.077	31.894	454.563
9506510000	Art. & equip. for lawn tennis rackets whether/not strung	8.891	111.242	140.494	1.622.785
9506590000	Other art. & equip. for lawn tennis rackets	49.922	928.271	171.331	2.115.254
9506610000	Lawn-tennis balls	12.478	49.141	14.297	92.208
9506620000	Inflatable balls	34.147	268.793	127.189	1.152.762
9506690000	Other balls, other than golf balls & table-tennis balls	39.423	2.446.497	142.189	1.146.275
9506700000	Ice skates and roller skates, including skating boots with skates attached	23.399	100.459	85.145	283.886
9506910000	Art. & equip. for general physical exercise, gymnastics/athletics	531.444	5.353.394	1.512.868	15.296.246
9506992000	Bows and arrows for archery; crossbows	502	4.269	1.331	18.314
9506993000	Nets, cricket pads, shinguards and similar articles	13.738	83.828	33.880	253.513
9506995010	Shuttlecocks	5.455	145.514	27.147	710.762
9506995090	Other articles and equipment for sport but badminton	9.800	232.360	11.610	611.868
9506999000	Other articles & equipment for other sports; swimming pools & paddling pools	15.043	373.122	50.464	2.682.518
9507100000	Fishing rods	69.391	572.455	199.141	1.949.440
9507200000	Fish-hooks, whether/not snelled	39.656	616.439	64.900	1.210.021
9507300000	Fishing reels	91.703	600.485	166.915	1.230.338
9507900000	Other fishing rods, hooks, reels	26.792	349.631	308.410	3.565.322
9508100000	Travelling circuses and travelling menageries	0	2.229	0	9.690
9508900000	Roundabouts, swings, shooting galleries and other fairground amusements; travelling theatres	39.716	980.725	225.279	3.893.752
9601100000	Worked ivory and articles of ivory	961	17.913	7.836	203.783
9601901000	Worked mother-of-pearl/tortoise-shell & articles of the foregoing	95	7.388	491	120.904
9601909000	Other worked mother-of-pearl/tortoise-shell & articles of the foregoing	2.072	5.244	106.860	151.270
9602001000	Gelatin capsules for pharmaceutical products	3.595	67.911	133.504	1.222.832
9602002000	Cigar/cigarette cases, tobacco jars and household ornamental articles	0	48.399	0	384.709
9602009000	Other worked vegetable material including carved articles of these materials; of wax, stearin, gum	2.581	153.475	10.783	1.675.534
9603101000	Brushes consisting of twigs or other vegetable material bound together	40.414	449.591	103.052	1.175.242
9603102000	Brooms consisting of twigs or other vegetable material bound together	44.566	680.231	62.437	957.392
9603210000	Tooth brushes, including dental-plate brushes	186.796	1.542.243	1.438.426	11.548.136
9603290000	Shaving brushes, hair brush, nail brush, eyelash or toilet brush for use on men	127.833	1.198.251	188.036	2.011.879
9603300000	Artists' brushes, writing brush & similar brushes for the application of cosmetics	13.182	215.974	70.393	1.207.203
9603400000	Paint, distemper, varnish & similar brushes; paint pads and rollers	176.394	3.338.912	259.980	4.184.434
9603500000	Other brushes constituting parts of machines, appliances/vehicles	48.558	458.596	135.233	1.979.104
9603901000	Prepared knots and tufts for broom/brush making	1	24.372	226	282.728
9603902000	Hand-operated mechanical floor sweepers, not motorised	6.242	204.524	26.717	551.982
9603904000	Other brushes	61.146	1.057.175	129.965	1.371.080
9603909200	Parts for goods of sub heading 9603.90.20	10.371	48.359	6.467	95.235

**I.3. IMPOR MENURUT KOMODITI / IMPORT BY HS COMMODITY**  
**\*\*\* NOPEMBER / NOVEMBER 2008 \*\*\***

H S	Uraian Komoditi Commodity Description	Berat Bersih / Net Weight (Kg)		Nilai / Value C.I.F (US\$)	
		Bulan ini	Kumulatif	Bulan ini	Kumulatif
		Current Month	Cum.Jan. to date	Current Month	Cum.Jan. to date
9603909900	Parts for goods of oth than subheading9603.90.10	145.465	1.266.618	272.200	2.991.082
9604001000	Hand sieves and hand riddles of metal	626	24.479	8.105	369.350
9604009000	Hand sieves and hand riddles of othermaterial	2.501	73.922	11.653	271.669
9605001000	Travel sets for personal toilet	4.411	35.518	10.309	199.877
9605009000	Travel sets for sewing/shoe/clothes cleaning	13.959	124.167	77.353	477.135
9606100000	Press-fasteners, snap-fasteners andpress-studs and parts therefor	29.883	659.484	500.034	7.835.885
9606210000	Buttons of plastics, not covered withtextile	70.739	1.281.456	1.076.571	16.664.532
9606220000	Buttons of base metal, not coveredwith textil	44.718	1.046.002	479.249	11.666.926
9606290000	Buttons of other material	118.889	1.855.912	952.478	11.355.523
9606300000	Button moulds&other parts of buttons;button blanks	13.854	173.348	116.945	2.265.108
9607110000	Slide fasteners fitted with chainscoops of base metal	34.077	1.127.274	611.679	9.593.163
9607190000	Other slide fasteners	159.502	2.926.370	1.268.553	24.379.286
9607200000	Parts of slide fasteners	313.964	3.328.190	821.092	12.139.372
9608101000	Ball point pens of plastics	79.000	881.013	147.242	1.788.454
9608109000	Oth. ball point pens of plastics	24.228	892.576	187.853	2.690.676
9608200000	Felt tipped & other porous-tipped pens& markers	58.094	497.669	204.414	1.682.135
9608310000	Indian ink drawing pens	0	16.670	0	24.617
9608391000	Fountain pens	8.713	149.171	7.173	402.029
9608399000	Oth. indian ink drawing pens	19.127	317.603	51.275	1.118.936
9608400000	Propelling/sliding pencils	12.523	143.028	64.075	644.179
9608500000	Sets of articles from two/more of theforegoing subheadings	1.213	68.948	3.541	146.080
9608601000	Refills for ball point pens of plasticscomprising the ball point&ink reservoir	334	36.432	10.732	213.834
9608609000	Oth. refills for ball point pens of plstcomprising the ball point&ink reservoir	14.264	171.055	149.248	1.441.033
9608919000	Pen nibs and nib points of othermaterial	31.506	368.621	738.166	8.108.286
9608991000	Duplicating stylos	0	12.213	0	51.371
9608999000	Penholders,pencil-holders&similarholder parts of the foregoing articles	48.964	537.629	594.485	5.347.635
9609101000	Black pencils	59.287	1.066.957	114.257	1.834.823
9609109000	Crayons & other pencils with leadsencased in a rigid sheath	125.874	1.627.483	128.194	2.030.032
9609200000	Pencil leads, black/colored	120.935	1.036.681	541.004	4.745.408
9609901000	Slate pencils for school slates	3.473	8.926	5.789	27.434
9609903000	Pencils & crayons other than those ofsubheading 9609.10.00	17.005	445.761	33.699	788.753
9609909000	Pastels, drawing charcoals, tailors'chalks	83.162	815.120	147.582	1.640.130
9610001000	School slates	7.064	787.392	7.441	592.900
9610009000	Oth slates&boards,with writing/drawingsurf es,whethr/not framed for o.school	6.290	133.736	7.516	433.440
9611000000	Date, seal/numbering stamps &the like hands operate	11.810	169.549	41.274	670.013
9612101000	Ribbons of textile fabric	6.531	113.251	101.945	678.164
9612109000	Ribbons of other materials	46.778	854.140	391.646	8.579.475
9612200000	Ink-pads	3.833	92.197	5.110	170.469
9613101000	Pocket lighters, gas fuelled,non-refillable of plastics	327.594	3.207.941	577.196	4.479.608
9613109000	Oth. pocket lighters, gas fuelled,non-refillable	47.517	2.611.135	56.810	2.491.489
9613201000	Pocket lighters, gas fuelled,refillable of plastics	22.233	519.518	115.211	687.671
9613209000	Oth. pocket lighters, gas fuelled,refillable	456.190	2.390.440	140.157	2.109.511
9613801000	Piezo-elect lighters for stoves&ranges	920	49.705	1.964	171.981
9613802000	Cigarette lighters/table lighter ofplastics	0	9	0	27
9613803000	Cigarette lighters/table lighters, oththan of plastics	4.316	58.887	98.161	1.091.559
9613809000	Other lighters	34.645	616.800	61.947	458.379
9613901000	Parts of refilled cartridge/other receptacles	0	86.312	0	194.802
9613909000	Other parts of lightersother than flints and wicks	39.031	598.594	319.498	4.672.207
9614009000	Oth smoking pipes, cigar.cigaetterholders and parts thereof	974	10.623	5.714	74.603
9615111000	Hair slides and the likeof hard rubbers/plastics	20.422	443.981	142.280	998.393
9615119000	Combs of hard rubbers/plastics	138.180	1.279.028	313.536	2.128.548
9615191000	Hair slides and the like of materialother than hard rubbers/plastics	11.365	402.479	12.251	536.135
9615199000	Combs of material other than hardrubbers/plastics	46.448	1.757.806	85.754	2.503.128
9615901100	Decorative hair pins of aluminium	0	5.900	0	15.190
9615901200	Decorative hair pins of iron/steel	0	11.447	0	14.862
9615901900	Oth. decorative hair pins	1.982	159.361	7.489	462.761
9615902000	Parts of decorative hair pins	0	16.422	0	19.651
9615909100	Parts decorative hair pins of aluminium	0	6.697	0	12.272
9615909200	Parts decorative hair pins of iron/steel	1	11.090	17	27.833
9615909900	Oth. parts of decorative hair pins	11.081	448.995	60.526	696.046
9616101000	Sprays of scent and similar toiletsprays	105.503	1.183.899	740.763	8.434.968
9616102000	Mounts and heads of the sprays	54.467	741.283	209.395	3.130.383
9616200000	Powder-puffs&pads for the applicationof cosmetics/toilet preparations	15.532	252.244	98.793	2.347.446
9617001000	Vacuum flasks and other vacuumvessels	103.447	1.442.819	234.535	2.721.181
9617002000	Parts of vacuum flasks & oth vacuumvessels other than glass inners	6.090	85.782	16.660	204.603
9618000000	Tailor' dummies & oth lay figs;auto-&oth displ.used for shop window dressing	7.729	241.671	65.579	1.253.799
9701100000	Paintings, drawings and pastels	9.184	131.330	431.330	1.003.326
9701901000	Colleges & similar decorative plaquesof cut flower bud,foli/oth part of plant	1.413	20.718	1.559	59.213
9701909000	Colleges & similar decorative plaquesother than of natural cork	1.824	149.991	3.718	318.309
9702000000	Original engravings, prints andlithographs	15.459	86.979	3.963	36.082
9703000000	Original sculptures and statuary, inany material	16.729	345.887	26.188	370.316
9704001000	Postage/revenue stamps	0	1	0	298
9704009000	Postal stationary other than postageor revenue stamps	33	1.774	105	9.586

**I.3. IMPOR MENURUT KOMODITI / IMPORT BY HS COMMODITY**  
**\*\*\* NOPEMBER / NOVEMBER 2008 \*\*\***

H S	Uraian Komoditi <i>Commodity Description</i>	Berat Bersih / <i>Net Weight</i> (Kg)		Nilai / <i>Value C.I.F</i> (US\$)	
		Bulan ini	Kumulatif	Bulan ini	Kumulatif
		<i>Current Month</i>	<i>Cum.Jan. to date</i>	<i>Current Month</i>	<i>Cum.Jan. to date</i>
970600000	Antiques of an age exceeding onehundred years	0	4.024	0	47.415
9801101000	Sedan of head 8703 with cylinder cap <1500 cc, incompletely knocked down	158.621	2.890.027	660.678	11.770.976
9801102000	Oth vhcl of head 8703 with (4x2) system incompletely knocked down, for person	1.585.143	20.304.832	13.499.519	159.109.926
9801201000	Vhcls of head 8704 with gross weight<=5 ton, incompletely knocked down	0	329	0	2.773
9801202000	Vhcls of head 8704 with 5 ton < grossweight <= 24 ton, incmpltly knocked down	7.431.081	48.796.887	38.984.465	305.535.615
9801203000	Vhcls of head 8704 with gross weight>24 ton, incmpltly knocked down, for good	17.990.185	87.141.770	38.852.373	193.056.340
9801301000	Vhcls of head 8702 with gross weight<=5 ton, incompletely knocked down	0	30.943	0	111.014
9801302000	Vhcls of head 8702 with 5 tons < grosweight <= 24 ton, incmpltly knocked down	1.554.297	8.696.471	3.002.419	17.061.271
9801303000	Vhcls of head 8702 with gross weight> 24 tons, incompletely knocked down	0	16	0	855
9802100000	Rotary internal/spark-ignition combustcomprsn-ignition pist engine, of inckd	92.794	2.043.655	855.192	12.495.505
9802200000	Gear boxes, of incomplete knocked downvehicles	391.301	4.887.332	6.243.489	60.373.154
9802300000	Drive-axles, of incomplete knocked downvehicles	259.128	9.518.346	1.633.324	36.045.761
9999100000	Postal packages n.c.a.k	0	2.137	0	15.208
<b>TOTAL IMPORT</b>		<b>6.894.664.898</b>	<b>92.612.603.260</b>	<b>9.081.376.305</b>	<b>121.501.688.327</b>

<http://www.bps.go.id>



**I.4. IMPOR MENURUT NEGARA ASAL / IMPORT BY COUNTRY OF ORIGIN**  
**\*\*\* NOPEMBER / NOVEMBER 2008 \*\*\***

Country Code	Negara Asal Country of origin	Berat bersih / Net weight (Kg)		Nilai / Value C.I.F ( U S \$ )	
		Bulan ini Current month	Kumulatif Cum. Jan. to date	Bulan ini Current month	Kumulatif Cum. Jan. to date
111	JP Japan	286.353.348	3.637.011.903	1.660.755.346	14.106.045.408
112	HK Hong Kong	21.669.315	397.418.412	144.891.880	2.225.415.797
113	KP Korea, Democratic People's Republic	799.051	2.254.353	2.609.291	6.093.287
114	KR Korea, Republic Of	358.265.197	3.972.472.714	442.496.336	6.620.090.747
115	TW Taiwan	98.604.875	1.317.960.666	188.545.175	2.699.157.263
116	CN China	713.288.036	9.470.577.155	1.267.290.669	14.374.931.870
117	MN Mongolia	0	600.424	0	438.501
118	MO Macau	83.198	2.811.941	614.206	15.505.611
120	PG Papua New Guinea	141.978	22.606.678	448.809	18.706.461
121	TH Thailand	391.747.308	4.587.119.839	472.028.117	5.990.495.136
122	SG Singapore	1.050.164.083	14.948.068.330	1.242.957.685	20.754.745.361
123	PH Philippines	26.622.165	331.814.462	58.575.329	719.977.354
124	MY Malaysia	619.158.119	9.160.933.249	471.787.625	8.566.695.505
125	MM Myanmar (form. Burma)	816.658	72.829.213	522.592	29.354.303
126	KH Cambodia	7.322	237.149	94.580	1.745.979
127	BN Brunei Darussalam	160.961.070	2.670.157.189	97.559.843	2.251.226.338
128	LA Lao People's Democratic Republic	50	98.972	1.462	198.006
129	NP Nepal	100	1.008	981	42.084
130	BT Bhutan	368	7.986	25.635	341.136
131	VN Viet Nam	113.136.645	714.751.545	96.901.283	658.962.854
132	MV Maldives	0	52.658	0	938.805
133	IN India	173.746.056	2.862.868.179	162.092.964	2.766.365.251
134	PK Pakistan	2.318.181	41.638.651	4.128.002	60.221.413
135	BD Bangladesh	1.802.697	25.611.652	1.516.801	24.010.716
136	LK Sri Lanka	8.492.863	60.014.558	5.260.069	40.852.290
137	AF Afghanistan	0	20.536	0	35.162
138	ID Indonesia	528.189	12.207.236	2.631.388	20.299.917
141	IQ Iraq	0	142.000	0	109.815
142	IR Iran (islamic Republic Of)	21.443.709	233.028.102	19.127.641	272.304.291
143	SA Saudi Arabia	550.185.019	5.382.127.329	259.576.931	4.558.100.261
144	IL Israel	52.262	898.935	2.906.785	21.414.117
145	KW Kuwait	168.741.899	1.907.729.612	98.662.220	1.811.465.177
146	JO Jordan	142.625.430	530.744.685	60.536.662	156.706.406
148	LB Lebanon	28.022	7.586.465	62.273	5.060.549
149	PN Palestina	0	567	0	72.055
151	YE Yemen	80.964	1.797.234	282.154	1.351.157
152	OM Oman	719.122	7.441.624	1.722.856	10.799.424
153	SY Syria Arab Republic	301.562	707.545	580.056	1.433.040
154	TR Turkey	34.323.189	1.301.205.997	30.325.986	1.138.432.353
155	AE United Arab Emirates	93.740.179	554.372.304	77.825.697	513.460.881
156	QA Qatar	13.238.353	282.004.615	8.131.719	260.564.175
157	BH Bahrain	65.204.008	429.204.516	20.371.253	248.421.576
158	CY Cyprus	20.409	120.472	33.255	134.415
159	OD Oth.west Asia	0	613.852	0	499.456
211	EG Egypt	8.047.869	755.000.130	3.705.715	202.018.283
212	LY Libyan Arab Jamahiriya	0	417.065.926	0	339.624.336
213	MA Morocco	89.047	98.353.919	534.335	51.558.657
214	TN Tunisia	131.333	63.398.573	356.820	23.871.360
215	DZ Algeria	0	125.879.027	0	109.115.533
216	SD Sudan	112.240	776.968.653	41.760	691.987.519
217	ER Eritrea	1	176	8	1.213
218	LS Lesotho	0	46.290	0	1.358.920
219	NA Namibia	566.533	11.906.220	901.290	17.425.798
221	ET Ethiopia	73.918	4.351.080	418.293	6.730.139
222	TZ Tanzania, United Republic Of	3.579.272	33.606.152	6.138.191	31.667.989
223	MG Madagascar	161.541	885.763	519.521	3.294.794
224	SO Somalia	0	8.638	0	85.094
225	KE Kenya	1.786.771	13.909.885	1.241.887	11.815.667
226	RE Reunion	257.560	4.083.649	47.575	2.056.395
227	MZ Mozambique	4.487.778	18.828.662	4.250.623	18.780.427
228	BW Botswana	0	475	0	4.073
230	TG Togo	480.285	17.372.296	794.071	14.276.395
231	GH Ghana	241.448	7.759.595	363.451	7.196.139
232	LR Liberia	0	93.200	0	21.170
233	GN Guinea	21.671	1.768.955	22.809	1.387.316
234	AO Angola	2.750	1.287.020	452	945.324
235	CG Congo	39.950	1.368.079	82.667	955.741
236	CM Cameroon	669.626	11.657.570	1.533.009	19.392.995
237	NG Nigeria	0	132.244.706	0	114.752.785
238	SL Sierra Leone	86.609	267.550	5.664	179.740
239	GA Gabon	0	831.759	0	989.210
240	CI Cote D'ivoire	2.545.119	26.940.572	2.029.468	49.371.170
241	SN Senegal	77.110	3.201.332	65.248	2.150.749
242	MR Mauritania	0	1.582.830	0	975.355
243	ML Mali	308.998	2.490.673	534.755	3.680.363
244	BJ Benin	1.630.996	22.077.968	1.152.634	26.433.185
245	BF Burkina Faso	98.132	7.348.958	165.718	12.123.645

**I.4. IMPOR MENURUT NEGARA ASAL / IMPORT BY COUNTRY OF ORIGIN**  
**\*\*\* NOPEMBER / NOVEMBER 2008 \*\*\***

Country Code	Negara Asal Country of origin	Berat bersih / Net weight (Kg)		Nilai / Value C.I.F ( U S \$ )		
		Bulan ini Current month	Kumulatif Cum. Jan. to date	Bulan ini Current month	Kumulatif Cum. Jan. to date	
247	GM	Gambia	0	1.252.970	0	773.794
248	VI	U.s. Virgin Islands	9.589	158.676	41.039	137.725
249	SC	Seychelles	1	9.739	340	310.624
251	UG	Uganda	9.554	1.795.753	109.016	4.398.270
252	CF	Central African Republic	1.943.577	9.586.153	3.366.022	13.323.121
253	NE	Niger	0	49.671	0	328.680
254	TD	Chad	0	1.534.750	0	2.391.844
256	SH	Saint Helena	9.785	49.975	54.360	179.554
257	ST	Sao Tome And Principe	0	176	0	11.146
260	SZ	Swaziland	10.135	7.195.755	191.988	10.305.819
261	ZA	South Africa	30.638.717	399.826.420	31.239.295	331.140.112
262	ZW	Zimbabwe	2.120.761	15.388.963	3.482.482	24.937.794
263	ZM	Zambia	899.557	2.578.543	1.461.551	6.914.519
264	MW	Malawi	0	2.540.019	0	3.615.526
265	KM	Comoros	1	1	1	1
266	BI	Burundi	126.889	126.889	186.726	186.726
267	MU	Mauritius	688.791	8.188.410	1.187.856	15.914.433
268	RW	Rwanda	0	103.552	0	90.850
298	VG	Virgin Islands (british)	24.911	6.304.704	53.464	8.755.154
299	OF	Other Africa	0	21	0	20.000
311	AU	Australia	483.679.716	5.457.254.083	303.049.539	3.718.764.492
312	NZ	New Zealand	33.387.386	593.426.890	38.891.770	675.522.566
318	FM	Micronesia, Federated States Of	0	657	0	6.930
319	GU	Guam	0	699	0	36.404
321	NR	Nauru	0	8.630	0	468.501
322	NC	New Caledonia	20.824	36.831	14.059	180.154
324	MP	Northern Mariana Islands	0	6.569	0	25.160
326	VU	Vanuatu	284.050	284.050	3.514.055	3.514.055
328	IO	British Indian Ocean Territory	391	4.658	1.982	119.292
331	AS	American Samoa	213.110	5.373.292	462.311	9.580.028
332	CK	Cook Islands	0	109.355	0	400.632
333	FJ	Fiji	11	158.277	134	121.176
334	KI	Kiribati	0	7	0	414
335	MH	Marshall Islands	0	33	0	211
336	WS	Samoa	670	723.956	4.253	2.850.651
337	SB	Solomon Islands	0	12.760.017	0	3.240.469
338	TO	Tonga	100	1.737.467	927	408.787
339	TV	Tuvalu	0	20.182	0	76.891
340	CX	Christmas Islands	0	2.851	0	19.888
341	UM	United States Minor Outlying Island	22.520	30.302	85.486	113.035
342	CC	Cocos (keeling) Islands	163	607.127	5.369	11.919.695
343	TK	Tokelau	9	128	441	3.392
391	TL	East Timor	129.450	1.687.161	178.221	2.855.592
411	US	United States	444.362.931	5.363.171.418	559.188.096	7.336.067.441
412	CA	Canada	130.181.752	2.569.921.510	98.388.294	1.722.359.977
421	MX	Mexico	3.332.129	53.721.393	13.179.451	139.729.420
422	GT	Guatemala	19	1.907.031	538	1.029.900
423	HN	Honduras	15	838.456	510	361.083
424	NI	Nicaragua	1	377.017	6	421.640
425	PA	Panama	108.010	13.205.317	69.590	34.374.669
426	CU	Cuba	0	56.133	0	77.520
427	CB	Curacao	0	17.614.805	0	17.662.995
428	SR	Suriname	0	111	0	2.617
431	CL	Chile	12.514.667	958.146.693	11.012.928	234.322.155
432	VE	Venezuela	14.291	9.394.313	103.854	13.062.143
433	AR	Argentina	108.082.056	1.111.685.046	49.134.909	568.587.232
434	BR	Brazil	122.096.929	2.083.300.799	140.027.665	1.254.320.593
435	CO	Colombia	658.220	3.218.964	1.172.235	5.504.373
436	BO	Bolivia	0	705.533	0	510.091
437	UY	Uruguay	440.431	7.851.446	207.899	6.091.148
438	PY	Paraguay	118.568	1.087.379	117.975	1.353.736
441	EC	Ecuador	745.754	5.903.404	465.824	5.557.391
442	PE	Peru	2.645.700	31.200.372	2.980.925	34.457.669
443	GY	Guyana	249.250	679.592	154.535	416.949
444	TT	Trinidad And Tobago	254.400	61.237.975	90.517	35.410.101
445	BS	Bahamas	892.309	3.710.243	380.662	1.671.677
446	JM	Jamaica	24	642.810	340	322.724
447	PR	Puerto Rico	5.357.627	12.051.402	1.487.503	11.870.892
448	BZ	Belize	947.000	1.110.532	7.695.745	8.005.765
449	DO	Dominican Republic	1.066.412	9.755.264	576.225	4.516.833
450	SV	El Salvador	0	1.282.930	0	968.760
451	CR	Costa Rica	367.887	8.640.157	625.978	12.057.401
452	HT	Haiti	2	247.494	47	220.609
453	BB	Barbados	40.401	607.878	8.546	264.933
454	AG	Antigua And Barbuda	0	6.929	0	40.053
455	AI	Anguilla	0	1	0	9
456	AW	Aruba	0	37	0	1.289

**I.4. IMPOR MENURUT NEGARA ASAL / IMPORT BY COUNTRY OF ORIGIN**  
**\*\*\* NOPEMBER / NOVEMBER 2008 \*\*\***

Country Code	Negara Asal Country of origin	Berat bersih / Net weight (Kg)		Nilai / Value C.I.F ( U S \$ )	
		Bulan ini Current month	Kumulatif Cum. Jan. to date	Bulan ini Current month	Kumulatif Cum. Jan. to date
458	CV Cape Verde	0	388	0	15.588
460	DM Dominica	2	2.860	352	24.447
461	FK Falkland Islands (malvinas)	0	5.415	0	104.666
462	GF French Guiana	0	137	0	4.098
463	PF French Polynesia	0	30.424	0	15.761
465	GD Grenada	0	42.240	0	45.965
467	AN Netherlands Antilles	233	144.026	20.076	728.444
468	NF Norfolk Islands	55.641	205.014	148.640	308.627
469	LC Saint Lucia	1.080	88.640	45.276	154.334
470	SM San Marino	38	38	4.602	4.602
472	GP Guadeloupe	0	50.012	0	49.265
511	GB United Kingdom	40.193.917	531.598.761	54.729.466	980.844.684
512	NL Netherlands	19.245.263	372.262.623	38.188.724	564.485.836
513	FR France	31.175.665	258.862.756	105.354.121	1.132.784.630
514	DE Germany	55.557.681	717.743.504	207.380.246	2.900.956.095
515	AT Austria	4.119.283	42.849.697	23.723.330	336.257.876
516	BE Belgium	22.709.556	362.406.566	41.272.155	589.567.230
517	CH Switzerland	10.594.877	87.084.975	35.969.138	532.879.008
518	LU Luxembourg	30.861	2.738.095	496.970	6.756.194
520	MC Monaco	1.853	64.074	85.520	654.568
521	DK Denmark	1.369.977	11.691.644	8.605.133	93.681.943
522	NO Norway	5.037.186	108.777.453	7.054.124	148.281.302
523	SE Sweden	9.243.668	177.508.402	65.603.301	983.627.469
524	FI Finland	3.309.478	65.673.459	20.736.196	346.922.349
525	IE Ireland	456.291	22.108.367	40.010.148	119.274.691
526	IT Italy	14.716.109	208.537.156	66.742.473	911.713.857
527	ES Spain	3.990.209	75.394.956	15.329.499	240.077.174
528	PT Portugal	57.929	2.712.631	449.990	8.842.681
529	IS Iceland	21.977	8.620.627	75.849	2.468.463
530	MS Montserrat	360	364	3.325	3.505
531	GR Greece	1.867.687	20.005.170	2.376.653	24.523.167
532	VA Vatican City State (holy See)	0	5.524	0	58.618
533	AD Andorra	0	790	0	4.551
534	LI Liechtenstein	15	200.446	199	629.849
540	CD Democratic Republic Of The Congo	2	225.965	287	312.457
542	HU Hungary	139.960	2.096.748	4.014.724	29.451.443
543	PL Poland	492.686	61.388.202	3.165.699	67.399.485
544	RO Romania	360.626	2.254.870	866.173	8.729.363
545	BG Bulgaria	3.189.300	17.493.304	3.202.879	14.729.610
547	YU Serbia	255	2.363	610	128.922
548	AL Albania	0	201.161	0	545.296
549	AM Armenia	0	3.399	0	24.887
550	AZ Azerbaijan	0	133.026.903	0	100.012.077
551	BY Belarus	25.533.030	184.762.754	27.089.508	131.533.745
552	KZ Kazakhstan	702.407	15.088.211	642.890	19.722.187
553	KG Kyrgyzstan	170	357.492	839	755.786
554	MD Moldova, Republic Of	8.577	140.307	161.574	1.858.146
555	TJ Tajikistan	0	347.219	0	620.956
556	TM Turkmenistan	0	5	0	8
557	UA Ukraine	8.075.223	1.052.352.555	5.261.080	863.313.812
558	UZ Uzbekistan	0	5.922.904	0	9.932.518
559	LT Lithuania	33.231	3.401.851	144.866	5.185.559
560	LV Latvia	721	422.043	9.611	599.632
561	EE Estonia	378.247	5.035.755	652.601	6.147.495
562	GE Georgia	110	381.024	5.120	1.234.782
563	HR Croatia	208.693	1.643.558	310.825	3.065.121
564	BA Bosnia And Herzegovina	572	30.094	7.375	69.620
565	MT Malta	52	161.556	1.513	1.142.252
566	SK Slovakia	112.972	2.794.672	2.219.310	22.366.458
567	SI Slovenia	85.288	2.010.359	595.694	8.523.269
568	CZ Czech Republic	1.802.563	15.836.583	4.790.761	56.749.301
569	GS South Georgia And The South Sa	221	10.510	2.307	16.781
570	MK Rep. Of Macedonia	0	656	0	28.556
572	RU Russia Federation	96.178.147	1.649.129.464	90.383.549	1.195.702.189
<b>TOTAL IMPORT</b>		<b>6.894.664.898</b>	<b>92.612.603.260</b>	<b>9.081.376.305</b>	<b>121.501.688.327</b>

**IMPORT BY PROVINCE AND PORT OF IMPORTATION**  
**\*\*\* NOPEMBER / NOVEMBER 2008 \*\*\***

Kode Pelabuhan Bongkar Port of Importation	Berat bersih / Net weight (Kg)		Nilai / Value C.I.F ( U S \$ )	
	Bulan ini Current month	Kumulatif Cum. Jan. to date	Bulan ini Current month	Kumulatif Cum. Jan. to date
<b>NANGROE ACEH DARUSSALAM</b>	<b>224.987</b>	<b>201.805.288</b>	<b>367.453.030</b>	<b>384.236.020</b>
101 IDSBG Aceh - Sabang	0	17.274	0	56.482
102 IDOLO Ulee Lheue	0	63.140.000	0	2.578.198
104 IDLSW Lhok Seumawe	224.987	117.041.987	367.453.030	376.628.614
106 IDLAS Langsa, Sumatra	0	50.000	0	15.578
109 IDSUS Susoh	0	214	0	4.163
110 IDSIN Sinabang	0	184	0	3.938
111 IDTPK Tapaktuan	0	140	0	3.409
112 IDBAO Bakongan	0	14.172	0	14.671
116 IDAUN Blang Lancang (arun)	0	683.631	0	3.100.526
117 IDKRU Krueng R. Malahayati	0	1.520	0	4.571
118 IDKLS Kuala Langsa	0	734.166	0	1.008.918
119 IDLHK Lhok Nga	0	20.122.000	0	816.952
<b>SUMATERA UTARA</b>	<b>514.612.670</b>	<b>5.461.948.732</b>	<b>299.542.404</b>	<b>3.468.334.562</b>
141 IDPSU Pangkalan Susu	0	191.884	0	107.209
142 IDPKR Pangkalan Brandan	0	2.302.200	0	414.396
143 IDTPR Tanjung Pura	66.339	952.811	32.692	1.933.868
144 IDBLW Belawan	380.581.141	4.832.148.859	237.276.847	3.050.024.236
145 IDTJB Tanjung Balai Asahan	4.919.985	59.940.168	2.298.922	36.815.743
153 IDRPA Rantau Panjang	0	381	0	2.843
159 IDSLG Sibolga	1.068.374	32.939.249	574.974	110.720.624
165 IDPTE Pulau Tello	0	78.750	0	122.850
166 IDMES Medan / Polonia (u)	24.842	271.759	648.340	11.579.268
170 IDKTJ Kuala Tanjung	127.951.989	533.122.671	58.710.629	256.613.525
<b>SUMATERA BARAT</b>	<b>111.554.444</b>	<b>854.987.471</b>	<b>47.648.024</b>	<b>473.849.901</b>
191 IDTBY Padang/tl.bayur	111.554.444	854.984.397	47.648.024	473.702.983
192 IDPDG Padang / Tabing (u)	0	3.073	0	146.345
193 IDMPA Muara Padang	0	1	0	573
<b>RIAU</b>	<b>90.596.321</b>	<b>1.424.807.804</b>	<b>146.539.425</b>	<b>1.563.046.466</b>
221 IDBAG Bagan Siapi-api	0	58.609.850	0	521.255
223 IDPAI Panipahan	0	1.280	0	810
224 IDSNB Sinaboi	0	1.956.000	0	48.069
225 IDDUM Dumai	37.638.030	699.862.463	23.308.013	482.246.706
227 IDSEQ Sungai Pakning	17.840	1.105.058	74.131	1.203.101
228 IDBLS Bengkalis	209.974	2.905.235	80.350	1.501.797
229 IDTGG Tanjung Kedabu	0	2.582	0	124.514
230 IDSPA Selat Panjang	44.304	3.687.781	20.758	308.598
233 IDPEK Pekanbaru (rumbai)	1.037.577	19.738.014	1.465.742	14.131.869
235 IDSUQ Sungai Guntung	0	7.549.162	0	13.880.001
242 IDTEM Tembilahan	0	439.228	0	1.688.613
243 IDKEN Kuala Enok	0	189.661	0	586.831
244 IDRGA Rengat	0	918.069	0	773.870
261 IDPKU Simpang Tiga (u)	2.577	38.934	12.640	7.842.909
273 IDPAK Pekanbaru	5.797.307	31.394.911	5.068.610	50.867.007
277 IDBUN Buatan	18.304.884	270.932.526	17.060.788	404.908.304
278 IDPWG Perawang, Sumatra	27.543.828	325.477.050	99.448.393	582.412.212
<b>JAMBI</b>	<b>8.637.258</b>	<b>117.018.664</b>	<b>7.599.639</b>	<b>142.100.295</b>
291 IDKTK Kuala Tungkal	6.465.045	84.647.996	5.103.862	94.346.186
292 IDMSA Muara Sabak	0	2.167.697	0	3.861.344
293 IDDJM Jambi	2.172.213	30.202.971	2.495.777	43.892.765
<b>SUMATERA SELATAN</b>	<b>30.082.786</b>	<b>324.557.996</b>	<b>18.862.185</b>	<b>201.110.418</b>
326 IDPLA Palembang - Plaju	3.634.406	16.000.493	1.449.354	9.792.986
332 IDSUN Sungsang	0	25.670	0	120.193
334 IDPLM Sm.badaruddin (u)	13.183	215.635	236.830	5.098.780
339 IDBLJ Belinju	0	307.000	0	313.124
340 IDMRI Musi River/boom Baru	26.435.197	308.009.198	17.176.001	185.785.335
<b>BENGKULU</b>	<b>0</b>	<b>6.338.689</b>	<b>0</b>	<b>2.967.855</b>
361 IDBKU Bengkulu	0	6.338.689	0	2.967.855
<b>LAMPUNG</b>	<b>70.829.022</b>	<b>1.146.422.932</b>	<b>75.083.926</b>	<b>944.519.231</b>
395 IDPJG Panjang	70.829.022	1.146.422.932	75.083.926	944.519.231
<b>BANGKA BELITUNG</b>	<b>12.509.199</b>	<b>70.378.370</b>	<b>13.902.482</b>	<b>51.667.872</b>
321 IDMUO Muntok	4.950.000	9.910.500	1.905.750	2.587.685
322 IDBLI Blinju, Banka	0	171.000	0	187.465
323 IDPGX Pangkal Balam	7.134.581	55.478.652	10.884.705	41.303.354

**IMPORT BY PROVINCE AND PORT OF IMPORTATION**  
**\*\*\* NOPEMBER / NOVEMBER 2008 \*\*\***

Kode Pelabuhan Bongkar Port of Importation	Berat bersih / Net weight (Kg)		Nilai / Value C.I.F ( U S \$ )	
	Bulan ini Current month	Kumulatif Cum. Jan. to date	Bulan ini Current month	Kumulatif Cum. Jan. to date
328 IDTPD Tanjung Pandan	424.618	4.465.469	1.112.027	7.004.653
330 IDSLI Sungai Liat	0	287.000	0	196.339
333 IDTSE Tanjung Seliu	0	34.996	0	102.356
335 IDPGK Pangkal Pinang (u)	0	31	0	10.636
337 IDLUB Lubuk Besar Bangka	0	30.722	0	275.384
<b>KEPULAUAN RIAU</b>	<b>257.900.669</b>	<b>5.620.550.809</b>	<b>722.523.847</b>	<b>11.465.727.514</b>
248 IDTBK Tg Balai Karimun	356.664	6.312.526	2.211.071	18.052.462
249 IDPSS Pulau Sambu	46.484.841	2.217.124.850	22.219.754	2.001.330.517
250 IDTAN Tanjung Uban	30.360.808	1.017.187.574	14.416.689	973.210.669
251 IDTPN Tanjung Pinang	90.279	25.475.679	439.772	28.067.653
252 IDTER Terempa	0	50.269	0	86.749
254 IDTBT Tanjung Batu, Riau	0	57.810	0	171.417
258 IDBTU Batu Ampar	109.426.244	1.554.078.814	366.845.341	4.844.388.399
259 IDPBL Pulau Buluh	0	425.000	0	358.047
260 IDDAS Singkep - Dabo	0	263.128	0	456.905
262 IDTNJ Kijang (u)	13.369	107.567	68.253	1.255.335
263 IDPAS Pasir Panjang	3.461.313	21.512.968	12.649.947	76.484.501
265 IDSKP Sekupang	22.629.896	363.165.306	167.486.975	2.098.363.992
266 IDNON Nongsa	0	24.968.310	0	1.270.509
267 IDKAB Kabil/panau	44.990.911	388.597.918	103.693.674	1.040.186.372
268 IDRAN Ranai	0	114	0	4.890
269 IDUNA Udang Natuna	0	158.327	0	8.063.917
271 IDBTH Hang Nadim (u)	86.344	1.060.969	32.492.371	373.966.925
276 IDSIQ Singkep/ Dabo (u)	0	3.680	0	8.255
<b>DKI JAKARTA</b>	<b>1.841.416.344</b>	<b>27.028.794.850</b>	<b>4.477.821.362</b>	<b>59.134.742.667</b>
431 IDTPP Tanjung Priok	1.829.134.474	26.866.578.795	3.935.210.072	50.696.886.372
432 IDKLB Kalibaru	5.466.213	65.409.182	3.916.382	82.081.788
433 IDJKT Jakarta / Pasar Ikan	0	169.126	0	1.011.251
434 IDCGK Sukarno Hatta (u)	6.713.042	95.085.377	529.325.390	8.150.298.302
435 IDPSB Jkt./ Pos Pasar Baru	2.190	2.190	11.686	11.686
436 IDHLP Hlm. Perdana Kusuma	100.425	1.550.180	9.357.832	204.453.268
<b>JAWA BARAT</b>	<b>347.781.859</b>	<b>2.990.987.311</b>	<b>204.647.855</b>	<b>2.722.851.636</b>
463 IDCBN Cirebon/penggung	27.491.012	72.989.217	9.837.770	26.803.470
466 IDBDO Husein Sastranegara	30	2.316	12.900	1.947.074
467 IDBLG Balongan	319.710.651	2.865.922.770	191.982.358	2.588.791.273
468 IDBND Bandung(plt/gd Bage)	577.898	5.317.616	2.766.130	25.489.757
470 IDCRB Cirebon (plt)	0	1	0	570
471 IDTLN Tanjung Leneng	0	43.251.558	0	78.374.476
472 IDTSO Tanjung Sekong	0	3.500.999	0	1.381.013
480 IDCIN Cinta, Java	2.268	2.834	48.697	64.003
<b>JAWA TENGAH</b>	<b>1.016.681.727</b>	<b>10.306.262.803</b>	<b>608.510.111</b>	<b>8.925.833.647</b>
491 IDTEG Tegal	0	1	0	20
494 IDTES Tanjung Emas	185.427.902	2.320.193.002	206.064.395	2.568.743.486
495 IDCXP Cilacap	831.250.502	7.985.587.898	402.375.018	6.355.381.627
496 IDSRG Achmad Yani (u)	1.016	15.310	24.208	559.884
497 IDSMR Semarang (plt)	1.500	450.282	1.679	205.551
498 IDSOC Jebres/adi Sumarmo	807	16.230	44.811	941.657
499 IDSMM Adi Sumarmo (u)	0	80	0	1.422
<b>D I YOGYAKARTA</b>	<b>1.939</b>	<b>22.110</b>	<b>13.516</b>	<b>535.107</b>
531 IDJOG Adi Sucipto (u)	1.919	14.058	12.766	479.146
532 IDJOK Yogyakarta (plt)	20	8.052	750	55.961
<b>JAWA TIMUR</b>	<b>1.296.017.483</b>	<b>19.834.398.251</b>	<b>1.081.482.984</b>	<b>17.009.450.316</b>
561 IDTUB Tuban	0	9.044.011	0	578.600
562 IDGRE Gresik	237.436.747	2.060.198.657	121.121.918	939.881.108
563 IDTPE Tanjung Perak	854.824.171	13.747.308.700	829.695.103	11.946.508.492
564 IDPAZ Pasuruan	47.436.665	93.509.565	46.446.019	107.712.984
565 IDPRO Probolinggo	12.170	12.964.206	58.521	10.197.129
566 IDPRN Panarukan	155.675.513	3.904.452.747	65.342.712	3.779.832.677
573 IDPAC Pacitan	0	329.069	0	432.290
587 IDSUB Surabaya /juanda (u)	599.618	6.316.886	18.667.671	223.597.819
588 IDSUR Surabaya (plt)	32.513	274.324	150.753	708.930
589 IDPOL Poleng	86	86	287	287
<b>BANTEN</b>	<b>784.024.828</b>	<b>9.816.266.075</b>	<b>474.681.655</b>	<b>6.808.765.606</b>
461 IDMRK Merak	426.419.611	5.036.236.671	277.924.857	4.835.040.187
473 IDCGD Cigading	357.605.217	4.780.029.404	196.756.798	1.973.725.419

**IMPORT BY PROVINCE AND PORT OF IMPORTATION**  
**\*\*\* NOPEMBER / NOVEMBER 2008 \*\*\***

**Kode Pelabuhan Bongkar**  
*Port of Importation*

<b>Berat bersih / Net weight (Kg)</b>		<b>Nilai / Value C.I.F ( U S \$ )</b>	
Bulan ini	Kumulatif	Bulan ini	Kumulatif
<i>Current month</i>	<i>Cum. Jan. to date</i>	<i>Current month</i>	<i>Cum. Jan. to date</i>

<http://www.bps.go.id>

**IMPORT BY PROVINCE AND PORT OF IMPORTATION**  
**\*\*\* NOPEMBER / NOVEMBER 2008 \*\*\***

Kode Pelabuhan Bongkar Port of Importation	Berat bersih / Net weight (Kg)		Nilai / Value C.I.F ( U S \$ )	
	Bulan ini Current month	Kumulatif Cum. Jan. to date	Bulan ini Current month	Kumulatif Cum. Jan. to date
<b>B A L I</b>	<b>63.668.541</b>	<b>618.530.661</b>	<b>38.527.296</b>	<b>701.095.971</b>
611 IDBUL Buleleng	0	1.354	0	40.984
613 IDBOA Benoa/loloan	63.373.164	615.907.455	31.913.813	620.299.080
620 IDDP5 Ngunrah Rai (u)	295.377	2.621.852	6.613.483	80.755.907
<b>NUSA TENGGARA BARAT</b>	<b>9.577.841</b>	<b>80.865.748</b>	<b>72.429.202</b>	<b>281.759.862</b>
655 IDBMU Bima	9.577.841	75.962.568	72.429.202	280.952.442
661 IDAMI Mataram / Selaparang	0	1.600	0	31.657
663 IDBDS Badas Sumbawa	0	4.901.580	0	775.763
<b>NUSA TENGGARA TIMUR</b>	<b>0</b>	<b>3.312.779</b>	<b>0</b>	<b>2.699.126</b>
681 IDKOE Kupang / El-tari (u)	0	89	0	5.647
685 IDWGP Waingapu	0	32.935	0	432.000
693 IDTEN Tenau	0	3.279.755	0	2.261.479
<b>KALIMATAN BARAT</b>	<b>9.754.511</b>	<b>105.359.993</b>	<b>15.561.990</b>	<b>97.369.758</b>
714 IDPON Pontianak	9.754.227	105.071.224	15.560.049	90.688.073
715 IDKTG Ketapang K. Barat	0	275.000	0	119.625
722 IDPNK Supadio (u)	284	13.769	1.941	6.562.060
<b>KALIMANTAN TENGAH</b>	<b>0</b>	<b>66.688.360</b>	<b>0</b>	<b>36.003.527</b>
742 IDSUK Sukamara	0	2.193.463	0	4.180.120
743 IDPKN Pangkalan Bun	0	1.000.000	0	626.000
744 IDKUM Kumai	0	22.464.581	0	13.237.419
746 IDSMQ Sampit	0	41.029.461	0	17.943.491
750 IDPPS Pulang Pisau	0	855	0	16.497
<b>KALIMANTAN SELATAN</b>	<b>6.839.651</b>	<b>195.462.344</b>	<b>15.792.632</b>	<b>323.306.545</b>
771 IDBAN Banjarmasin	6.839.651	100.242.658	15.792.632	246.808.542
773 IDKTB Kotabaru	0	95.219.686	0	76.498.003
<b>KALIMANTAN TIMUR</b>	<b>328.106.136</b>	<b>4.438.456.316</b>	<b>294.667.837</b>	<b>4.758.651.462</b>
803 IDBPP Balikpapan	298.483.971	4.004.713.795	213.505.266	3.912.355.914
805 IDSRD Samarinda	21.659.763	215.717.542	31.492.112	210.644.379
806 IDTRD Tanjung Redep	0	10.199.320	0	46.129
808 IDLIN Lingkas Tarakan	0	6.398.000	0	30.363
809 IDNNX Nunukan	30.000	54.789.948	114.449	1.244.698
810 IDTGR Pasir/tanah Grogot	510	230.112	18.241	1.074.222
813 IDTSG Tanjung Sangata	7.371.232	121.606.462	37.219.166	447.602.141
814 IDBPN Sepinggian (u)	222.205	2.238.288	9.838.668	116.800.205
817 IDBTG Bontang	338.455	22.562.849	2.479.935	68.853.411
<b>SULAWESI UTARA</b>	<b>38.973</b>	<b>45.889.470</b>	<b>196.025</b>	<b>24.497.771</b>
832 IDAMU Amurang	0	2.244	0	30.649
834 IDMND Manado	0	39.695.435	0	15.325.770
835 IDBIT Bitung	38.973	6.178.660	196.025	8.530.987
839 IDNAH Naha (u) - Sulut	0	3.547	0	51.495
843 IDMDC Sam Ratulangi (u)	0	9.396	0	553.439
844 IDMNA Melanguane (u)	0	188	0	5.431
<b>SULAWESI TENGAH</b>	<b>0</b>	<b>28.050.004</b>	<b>0</b>	<b>3.965.645</b>
861 IDTLI Toli-toli	0	1.999.998	0	1.321.998
866 IDPRG Parigi	0	7.912	0	73.155
877 IDPAT Pantoloan	0	26.042.094	0	2.570.492
<b>SULAWESI SELATAN</b>	<b>45.912.356</b>	<b>1.210.142.108</b>	<b>32.428.812</b>	<b>723.680.521</b>
893 IDUJU Ujungpandang	10.158.798	761.769.804	2.477.289	384.804.025
897 IDMLI Malili, Sulawesi	35.752.557	448.317.724	29.915.326	334.185.682
904 IDUPG Hasanuddin (u)	406	3.033	19.226	193.816
907 IDSQR Soroako	595	51.547	16.971	4.496.998
<b>SULAWESI TENGGARA</b>	<b>144.780</b>	<b>250.297</b>	<b>315.394</b>	<b>703.523</b>
921 IDBUW Bau-bau	0	3.517	0	114.302
922 IDKDR Kendari	144.780	246.780	315.394	589.221
<b>MALUKU</b>	<b>2.921.694</b>	<b>108.855.126</b>	<b>1.946.512</b>	<b>115.460.089</b>
946 IDAMB Ambon	0	105.881.597	0	113.378.681
949 IDLUV Tual	2.921.694	2.921.694	1.946.512	1.946.512
960 IDBAK Batu Kilat	0	51.835	0	134.896
<b>MALUKU UTARA</b>	<b>203</b>	<b>42.866</b>	<b>666</b>	<b>37.248</b>
942 IDTTE Ternate	203	42.866	666	37.248

**IMPORT BY PROVINCE AND PORT OF IMPORTATION**  
**\*\*\* NOPEMBER / NOVEMBER 2008 \*\*\***

Kode Pelabuhan Bongkar <i>Port of Importation</i>	Berat bersih / <i>Net weight (Kg)</i>		Nilai / <i>Value C.I.F ( U S \$ )</i>	
	Bulan ini <i>Current month</i>	Kumulatif <i>Cum. Jan. to date</i>	Bulan ini <i>Current month</i>	Kumulatif <i>Cum. Jan. to date</i>
<b>IRIAN JAYA BARAT</b>	<b>0</b>	<b>738.894</b>	<b>0</b>	<b>448.665</b>
971 IDSOR Sorong	0	8.756	0	147.449
982 IDSOQ Sorong / Jefman (u)	0	138	0	1.443
997 IDMUB Muara Berau	0	730.000	0	299.773
<b>PAPUA</b>	<b>44.828.676</b>	<b>504.410.139</b>	<b>63.197.494</b>	<b>1.132.269.501</b>
980 IDTIM Amamapare	44.828.676	504.410.139	63.197.494	1.132.269.501
<b>TOTAL IMPORT</b>	<b>6.894.664.898</b>	<b>92.612.603.260</b>	<b>9.081.376.305</b>	<b>121.501.688.327</b>

<http://www.bps.go.id>



I.6 IMPOR KOMODITI MENURUT NEGARA ASAL / *IMPORT BY COUNTRY OF ORIGIN*  
DAN LIMA GOLONGAN BARANG (SITC) UTAMA / *AND FIVE MAJOR SITC COMMODITY GROUP*  
\*\* NOPEMBER / *NOVEMBER 2008* \*\*

Negara Asal/SITC/Uraian Golongan Barang <i>Country of Origin/SITC/group Description</i>	Berat Bersih / <i>Net Weight (Kg)</i>		Nilai CIF / <i>CIF Value (US\$)</i>	
	Bulan ini <i>Current month</i>	Kumulatif <i>Cum. Jan to date</i>	Bulan ini <i>Current month</i>	Kumulatif <i>Cum. Jan to date</i>
<b>JAPAN</b>				
784 Parts And Accessories Of The Motor Vehicles	11.372.480	141.550.246	104.559.220	1.274.966.270
782 Motor Vehicle For The Transportation Of Goods	30.906.844	165.379.963	134.196.927	798.677.059
723 Civil Engineering And Contractor Plants And Equipments/parts	13.693.736	140.745.975	71.426.935	729.927.947
673 Flat Rolled Products, Not Clad	57.524.578	811.132.600	63.189.756	711.308.199
713 Internal Combustion Piston Engines And Parts	5.444.079	53.792.998	56.932.818	599.978.440
OTHERS	178.784.111	2.465.960.367	1.335.008.910	11.266.153.763
<b>SUB TOTAL</b>	<b>286.353.348</b>	<b>3.637.011.903</b>	<b>1.660.755.346</b>	<b>14.106.045.408</b>
<b>HONG KONG</b>				
764 Telecommunication Equipments And Parts	1.156.006	15.239.111	25.453.345	576.874.047
652 Cotton Fabrics, Woven	1.347.872	19.338.262	13.087.676	175.671.104
655 Knitted Or Crocheted Fabrics	1.189.833	18.089.180	12.419.696	134.508.360
776 Thermionic, Cold Cathode, And Photo Cathode Valves/tubes	138.032	8.942.043	3.541.307	107.792.667
752 Automatic Data Processing Machines And Their Units	319.374	2.908.539	7.304.540	87.878.382
OTHERS	18.674.204	348.140.388	108.538.661	1.719.565.284
<b>SUB TOTAL</b>	<b>21.669.315</b>	<b>397.418.412</b>	<b>144.891.880</b>	<b>2.225.415.797</b>
<b>KOREA, DEMOCRATIC PEOPLE'S REPUBLIC</b>				
232 Synthetic Rubber Latex, Synthetic/reclaimed Rubber	756.000	756.000	2.469.247	2.469.247
686 Zinc	0	963.444	0	2.398.238
691 Structures And Parts Of Iron/steel Or Aluminium	0	165.605	0	377.348
541 Medicinal And Pharmaceutical Products	0	10.134	0	214.662
575 Other Plastics In Primary Forms	27.300	68.250	49.959	126.536
OTHERS	771.751	1.046.920	2.559.332	2.976.503
<b>SUB TOTAL</b>	<b>799.051</b>	<b>2.254.353</b>	<b>2.609.291</b>	<b>6.093.287</b>
<b>KOREA, REPUBLIC OF</b>				
334 Petroleum Products, Refined	207.765.844	2.154.266.894	90.429.892	2.080.314.795
764 Telecommunication Equipments And Parts	746.059	7.734.872	39.608.715	309.552.891
673 Flat Rolled Products, Not Clad	17.116.294	308.750.091	20.106.553	293.644.615
655 Knitted Or Crocheted Fabrics	2.014.303	26.775.349	17.094.923	216.329.166
776 Thermionic, Cold Cathode, And Photo Cathode Valves/tubes	472.673	14.288.515	6.416.271	209.983.238
OTHERS	337.915.868	3.614.923.887	359.269.874	5.590.580.837
<b>SUB TOTAL</b>	<b>358.265.197</b>	<b>3.972.472.714</b>	<b>442.496.336</b>	<b>6.620.090.747</b>
<b>TAIWAN</b>				
673 Flat Rolled Products, Not Clad	9.510.274	245.324.824	10.450.019	196.384.575
511 Hydrocarbon And Their Halogenated, Nitrated Derivatives	474.732	114.531.163	782.224	157.126.365
334 Petroleum Products, Refined	29.076.372	189.630.950	14.775.056	124.207.916
655 Knitted Or Crocheted Fabrics	1.036.769	15.851.960	8.590.629	123.235.974
776 Thermionic, Cold Cathode, And Photo Cathode Valves/tubes	93.900	2.151.917	3.856.447	97.879.582
OTHERS	67.923.102	995.794.676	160.540.819	2.196.707.426
<b>SUB TOTAL</b>	<b>98.604.875</b>	<b>1.317.960.666</b>	<b>188.545.175</b>	<b>2.699.157.263</b>
<b>CHINA</b>				
764 Telecommunication Equipments And Parts	4.094.048	60.139.879	121.203.580	1.789.892.618
752 Automatic Data Processing Machines And Their Units	1.424.755	19.637.305	35.072.226	430.352.303
711 Steam And Other Vapour Generating Boilers And Parts	19.840.632	88.483.288	72.931.320	353.446.676
673 Flat Rolled Products, Not Clad	18.201.319	401.725.520	15.160.457	338.802.653
676 Iron/steel Bars, Rods, Angels, Shaped And Sections	11.564.777	424.008.268	11.471.340	316.948.492
OTHERS	658.162.505	8.476.582.895	1.011.451.746	11.145.489.128
<b>SUB TOTAL</b>	<b>713.288.036</b>	<b>9.470.577.155</b>	<b>1.267.290.669</b>	<b>14.374.931.870</b>
<b>MONGOLIA</b>				
592 Starches, Inulin, And Wheat Glutenal Buminoidal Substances; Glues	0	480.000	0	385.200
278 Other Crude Minerals	0	120.000	0	49.920
531 Synthetic Organic; Colouring Matter	0	424	0	3.381

I.6 IMPOR KOMODITI MENURUT NEGARA ASAL / *IMPORT BY COUNTRY OF ORIGIN*  
 DAN LIMA GOLONGAN BARANG (SITC) UTAMA / *AND FIVE MAJOR SITC COMMODITY GROUP*  
 \*\* NOPEMBER / *NOVEMBER 2008* \*\*

Negara Asal/SITC/Uraian Golongan Barang <i>Country of Origin/SITC/group Description</i>	Berat Bersih / <i>Net Weight (Kg)</i>		Nilai CIF / <i>CIF Value (US\$)</i>	
	Bulan ini <i>Current month</i>	Kumulatif <i>Cum. Jan to date</i>	Bulan ini <i>Current month</i>	Kumulatif <i>Cum. Jan to date</i>
SUB TOTAL	0	600.424	0	438.501
<b>MACAU</b>				
611 Leathers	10.201	209.735	194.470	4.156.670
655 Knitted Or Crocheted Fabrics	40.210	536.724	189.194	2.737.106
652 Cotton Fabrics, Woven	6.190	398.452	55.079	2.613.612
776 Thermionic, Cold Cathode, And Photo Cathode Valves/tubes	0	655	0	1.260.497
656 Tulle,lace,enbroidery,ribbons,trimmings And Other Small Wares	4.943	173.450	23.720	682.726
OTHERS	21.654	1.492.925	151.743	4.055.000
SUB TOTAL	83.198	2.811.941	614.206	15.505.611
<b>PAPUA NEW GUINEA</b>				
072 Cocoa	0	3.561.000	0	9.351.495
282 Waste And Scrap Metal Of Iron/steel	110.222	8.194.442	57.309	3.888.902
223 Oil Seeds Use For Extraction Of Other Fixed Vegetable Oils	780	21.919	170.348	2.150.306
292 Crude Vegetable Materials	13.163	85.638	200.228	1.724.956
245 Fuel Wood And Wood Charcoal	0	10.556.831	0	858.560
OTHERS	17.813	186.848	20.924	732.242
SUB TOTAL	141.978	22.606.678	448.809	18.706.461
<b>THAILAND</b>				
784 Parts And Accessories Of The Motor Vehicles	9.011.710	96.516.377	69.609.026	674.528.748
781 Passengger Motor Cars	4.708.926	64.979.987	42.876.991	645.833.055
713 Internal Combustion Piston Engines And Parts	2.216.266	24.612.842	29.869.898	337.943.751
061 Sugar, Molasses, And Honey	35.193.221	856.432.832	13.912.815	310.964.168
782 Motor Vehicle For The Transportation Of Goods	4.766.539	43.881.803	33.293.465	305.620.737
OTHERS	335.850.646	3.500.695.998	282.465.922	3.715.604.677
SUB TOTAL	391.747.308	4.587.119.839	472.028.117	5.990.495.136
<b>SINGAPORE</b>				
334 Petroleum Products, Refined	703.430.321	10.968.732.566	401.444.505	10.125.657.588
764 Telecommunication Equipments And Parts	1.502.272	26.043.636	54.002.047	926.289.916
511 Hydrocarbon And Their Halogenated, Nitrated Derivatives	25.195.597	473.661.550	17.906.742	585.781.442
759 Parts And Accessories For Machine Of Heading 751 Or 752	433.785	9.066.829	39.140.018	500.007.743
776 Thermionic, Cold Cathode, And Photo Cathode Valves/tubes	432.344	9.535.791	34.351.478	438.325.387
OTHERS	319.169.764	3.461.027.958	696.112.895	8.178.683.285
SUB TOTAL	1.050.164.083	14.948.068.330	1.242.957.685	20.754.745.361
<b>PHILIPPINES</b>				
022 Milk,cream, And Milk Products Other Than Butter Or Cheese	487.710	16.510.140	2.203.910	77.573.721
776 Thermionic, Cold Cathode, And Photo Cathode Valves/tubes	11.400	219.115	5.246.810	72.726.397
759 Parts And Accessories For Machine Of Heading 751 Or 752	2.019	295.679	521.931	64.117.473
784 Parts And Accessories Of The Motor Vehicles	358.860	4.993.475	2.874.582	46.444.991
764 Telecommunication Equipments And Parts	14.272	250.743	1.100.193	39.137.121
OTHERS	25.747.904	309.545.310	46.627.903	419.977.651
SUB TOTAL	26.622.165	331.814.462	58.575.329	719.977.354
<b>MALAYSIA</b>				
334 Petroleum Products, Refined	154.011.265	3.693.395.182	91.640.082	3.566.178.830
333 Petroleum Oil, Crude	236.354.743	1.569.936.872	129.572.790	1.310.326.631
511 Hydrocarbon And Their Halogenated, Nitrated Derivatives	1.541.359	212.060.745	1.360.183	265.085.088
764 Telecommunication Equipments And Parts	681.716	22.196.816	9.643.167	173.579.848
562 Fertilizers, Manufactured	11.872.624	253.317.437	7.752.630	115.985.006
OTHERS	214.696.412	3.410.026.197	231.818.773	3.135.540.102
SUB TOTAL	619.158.119	9.160.933.249	471.787.625	8.566.695.505
<b>MYANMAR (FORM. BURMA)</b>				
054 Vegetables, Fresh, Chilled, Frozen Or Simply Preserved	648.000	32.599.422	417.565	15.103.234
044 Maize, Unmilled	0	36.329.840	0	10.101.087

I.6 IMPOR KOMODITI MENURUT NEGARA ASAL / *IMPORT BY COUNTRY OF ORIGIN*  
DAN LIMA GOLONGAN BARANG (SITC) UTAMA / *AND FIVE MAJOR SITC COMMODITY GROUP*  
\*\* NOPEMBER / *NOVEMBER 2008* \*\*

Negara Asal/SITC/Uraian Golongan Barang <i>Country of Origin/SITC/group Description</i>	Berat Bersih / <i>Net Weight (Kg)</i>		Nilai CIF / <i>CIF Value (US\$)</i>	
	Bulan ini <i>Current month</i>	Kumulatif <i>Cum. Jan to date</i>	Bulan ini <i>Current month</i>	Kumulatif <i>Cum. Jan to date</i>
035 Fish, Dried Salted Or In Brine; Smoked Fish	168.658	1.338.049	105.027	898.960
034 Fish, Fresh, Chilled Or Frozen	0	355.586	0	886.915
635 Wood Manufactures	0	94.592	0	832.706
OTHERS	0	2.111.724	0	1.531.401
<b>SUB TOTAL</b>	<b>816.658</b>	<b>72.829.213</b>	<b>522.592</b>	<b>29.354.303</b>
<b>CAMBODIA</b>				
845 Articles Of Apparel	1.274	18.188	52.954	843.846
655 Knitted Or Crocheted Fabrics	1.624	79.309	1.817	269.046
652 Cotton Fabrics, Woven	0	27.301	0	141.757
841 Men's Coats/jackets, Not Knitted	247	4.397	8.587	122.955
121 Tobacco, Unmanufactured And Refused	0	59.070	0	88.200
OTHERS	4.177	48.884	31.222	280.175
<b>SUB TOTAL</b>	<b>7.322</b>	<b>237.149</b>	<b>94.580</b>	<b>1.745.979</b>
<b>BRUNEI DARUSSALAM</b>				
333 Petroleum Oil, Crude	160.961.000	2.661.071.898	97.510.215	2.246.141.374
282 Waste And Scrap Metal Of Iron/steel	0	8.850.560	0	4.183.555
288 Non-ferrous Base Metal Waste And Scraps	0	178.045	0	396.468
792 Aircraft And Associated Equipments And Parts	0	622	0	185.482
679 Tubes, Pipes, Hollow Profile, Pipe Fitting Of Iron/steel	0	38.655	0	120.464
OTHERS	70	17.409	49.628	198.995
<b>SUB TOTAL</b>	<b>160.961.070</b>	<b>2.670.157.189</b>	<b>97.559.843</b>	<b>2.251.226.338</b>
<b>LAO PEOPLE'S DEMOCRATIC REPUBLIC</b>				
263 Cotton	0	96.456	0	150.874
292 Crude Vegetable Materials	0	2.000	0	27.500
845 Articles Of Apparel	50	330	1.462	16.350
843 Men's Coats/jackets, Knitted	0	43	0	2.711
278 Other Crude Minerals	0	141	0	569
OTHERS	0	2	0	2
<b>SUB TOTAL</b>	<b>50</b>	<b>98.972</b>	<b>1.462</b>	<b>198.006</b>
<b>NEPAL</b>				
642 Paper And Paperboard Cut To Size/shape And Article Of Papers	0	508	0	33.926
831 Travel Goods	0	53	0	3.551
896 Works Of Art, Collectors Pieces And Antiques	0	339	0	3.270
697 Household Equipment Of Base Metals	100	100	981	981
747 Taps, Cocks, And Valves For Pipes	0	4	0	195
OTHERS	0	4	0	161
<b>SUB TOTAL</b>	<b>100</b>	<b>1.008</b>	<b>981</b>	<b>42.084</b>
<b>BHUTAN</b>				
893 Article Of Plastics	354	7.115	23.703	234.217
776 Thermionic, Cold Cathode, And Photo Cathode Valves/tubes	2	77	736	87.046
874 Measuring, Checking, Analysing, And Controlling Instrument And Apparatus	10	446	1.181	12.290
772 Electrical Apparatus For Making And Breaking Electrical Circuits	1	347	10	7.578
728 Other Machines And Equipment Specialized For Particular Industry	1	1	5	5
OTHERS	0	0	0	0
<b>SUB TOTAL</b>	<b>368</b>	<b>7.986</b>	<b>25.635</b>	<b>341.136</b>
<b>VIET NAM</b>				
333 Petroleum Oil, Crude	76.870.727	164.420.064	42.631.595	120.735.868
674 Flat Rolled Products, Clad Or Plated	4.623.295	60.017.031	7.416.809	79.986.862
042 Rice	2.000.000	120.220.450	817.719	45.548.463
673 Flat Rolled Products, Not Clad	0	57.499.801	0	45.368.319
751 Office Machines	329.940	4.403.618	2.338.501	26.871.525
OTHERS	29.312.683	308.190.581	43.696.659	340.451.817

1.6 IMPOR KOMODITI MENURUT NEGARA ASAL / *IMPORT BY COUNTRY OF ORIGIN*  
DAN LIMA GOLONGAN BARANG (SITC) UTAMA / *AND FIVE MAJOR SITC COMMODITY GROUP*  
\*\* NOPEMBER / *NOVEMBER 2008* \*\*

Negara Asal/SITC/Uraian Golongan Barang <i>Country of Origin/SITC/group Description</i>	Berat Bersih / <i>Net Weight (Kg)</i>		Nilai CIF / <i>CIF Value (US\$)</i>	
	Bulan ini <i>Current month</i>	Kumulatif <i>Cum. Jan to date</i>	Bulan ini <i>Current month</i>	Kumulatif <i>Cum. Jan to date</i>
SUB TOTAL	113.136.645	714.751.545	96.901.283	658.962.854
<b>MALDIVES</b>				
784 Parts And Accessories Of The Motor Vehicles	0	52.332	0	925.726
654 Textile Fabrics, Woven, Other Than Of Cotton Or Man-made Fibres	0	221	0	11.574
899 Other Miscellaneous Manufactured Articles	0	104	0	1.501
699 Manufactures Of Base Metals	0	1	0	4
OTHERS	0	0	0	0
SUB TOTAL	0	52.658	0	938.805
<b>INDIA</b>				
334 Petroleum Products, Refined	26.504.944	386.038.738	16.322.364	373.641.148
511 Hydrocarbon And Their Halogenated, Nitrated Derivatives	25.514.618	236.702.248	21.361.981	317.732.264
081 Feeding Stuff For Animals	24.283.948	711.428.705	8.870.486	283.953.410
764 Telecommunication Equipments And Parts	102.826	1.567.274	11.570.529	222.892.980
263 Cotton	145.839	97.097.641	285.700	151.626.059
OTHERS	97.193.881	1.430.033.573	103.681.904	1.416.519.390
SUB TOTAL	173.746.056	2.862.868.179	162.092.964	2.766.365.251
<b>PAKISTAN</b>				
263 Cotton	839.945	13.964.862	1.316.285	21.188.921
651 Textile Yarns	90.873	3.581.542	203.223	7.377.508
034 Fish, Fresh, Chilled Or Frozen	298.000	8.276.026	204.068	4.883.029
792 Aircraft And Associated Equipments And Parts	0	80.551	0	3.751.091
653 Fabrics, Woven, Of Man-made Fibres	79.333	1.120.837	191.499	3.639.613
OTHERS	1.010.030	14.614.833	2.212.927	19.381.251
SUB TOTAL	2.318.181	41.638.651	4.128.002	60.221.413
<b>BANGLADESH</b>				
658 Made-up Articles, Wholly/chiefly Of Textile Materials	835.025	12.155.618	539.245	7.935.685
611 Leathers	0	95.777	0	4.659.412
651 Textile Yarns	431.175	4.162.136	346.930	3.089.115
592 Starches, Inulin, And Wheat Glutenal Buminoidal Substances; Glues	24.000	252.000	108.000	1.008.000
264 Jute And Other Textile Bast Fibres	145.273	2.498.059	74.815	994.372
OTHERS	367.224	6.448.062	447.811	6.324.132
SUB TOTAL	1.802.697	25.611.652	1.516.801	24.010.716
<b>SRI LANKA</b>				
046 Meal And Flour Of Wheat And Flour Of Meslin	7.705.000	56.793.675	4.568.910	30.746.362
074 Tea And Mate	10.062	292.814	33.055	1.203.668
656 Tulle,lace,enbroidery,ribbons,trimmings And Other Small Wares	691.618	724.387	150.594	881.011
121 Tobacco, Unmanufactured And Refused	0	65.364	0	862.198
771 Electric Power Machinery And Parts	2.542	27.179	68.905	827.884
OTHERS	83.641	2.111.139	438.605	6.331.167
SUB TOTAL	8.492.863	60.014.558	5.260.069	40.852.290
<b>AFGHANISTAN</b>				
057 Fruit And Nut; Fresh Or Dried	0	19.500	0	20.475
625 Rubber Tyre,tyre Cases,tyre Treads,inner Tubes, And Tyre Flaps	0	815	0	10.306
723 Civil Engineering And Contractor Plants And Equipments/parts	0	115	0	4.045
851 Footwears	0	106	0	336
SUB TOTAL	0	20.536	0	35.162
<b>INDONESIA</b>				
676 Iron/steel Bars, Rods, Angels, Shaped And Sections	83.716	1.535.542	134.768	2.361.465
044 Maize, Unmilled	0	6.062.950	0	1.982.585
036 Crustaceans, Molluscs, And Aquatic Invertebrates	8.469	219.556	31.415	1.866.582
743 Pumps, Compressors, Fans, Blowers, Centrifuges, And Parts	58.151	81.952	1.004.000	1.121.492
034 Fish, Fresh, Chilled Or Frozen	61.757	327.534	258.985	1.065.629

I.6 IMPOR KOMODITI MENURUT NEGARA ASAL / *IMPORT BY COUNTRY OF ORIGIN*  
 DAN LIMA GOLONGAN BARANG (SITC) UTAMA / *AND FIVE MAJOR SITC COMMODITY GROUP*  
 \*\* NOPEMBER / *NOVEMBER 2008* \*\*

Negara Asal/SITC/Uraian Golongan Barang <i>Country of Origin/SITC/group Description</i>	Berat Bersih / <i>Net Weight (Kg)</i>		Nilai CIF / <i>CIF Value (US\$)</i>	
	Bulan ini <i>Current month</i>	Kumulatif <i>Cum. Jan to date</i>	Bulan ini <i>Current month</i>	Kumulatif <i>Cum. Jan to date</i>
OTHERS	316.096	3.979.702	1.202.220	11.902.164
SUB TOTAL	528.189	12.207.236	2.631.388	20.299.917
IRAQ				
057 Fruit And Nut; Fresh Or Dried	0	142.000	0	109.815
SUB TOTAL	0	142.000	0	109.815
IRAN (ISLAMIC REPUBLIC OF)				
511 Hydrocarbon And Their Halogenated, Nitrated Derivatives	13.759.355	138.359.405	15.036.275	184.496.182
344 Petroleum Gases And Other Gas	0	25.310.409	0	35.885.283
334 Petroleum Products, Refined	0	18.000.241	0	24.409.572
335 Residual Petroleum Products, And Related Materials	1.497.862	19.722.446	587.533	9.717.280
278 Other Crude Minerals	1.241.325	10.977.758	502.401	3.938.504
OTHERS	4.945.167	20.657.843	3.001.432	13.857.470
SUB TOTAL	21.443.709	233.028.102	19.127.641	272.304.291
SAUDI ARABIA				
333 Petroleum Oil, Crude	483.399.700	4.460.811.178	201.414.489	3.590.554.159
334 Petroleum Products, Refined	30.010.820	392.244.650	23.614.894	391.702.762
511 Hydrocarbon And Their Halogenated, Nitrated Derivatives	26.259.390	169.445.313	20.802.105	212.205.291
512 Alcohols,phenols,phenol-alcohols And Their Halogenated	4.889.043	122.121.227	4.482.976	150.410.892
282 Waste And Scrap Metal Of Iron/steel	0	107.880.263	0	56.289.383
OTHERS	5.626.066	129.624.698	9.262.467	156.937.774
SUB TOTAL	550.185.019	5.382.127.329	259.576.931	4.558.100.261
ISRAEL				
764 Telecommunication Equipments And Parts	6.645	102.752	1.904.951	13.312.189
751 Office Machines	6.381	40.373	294.658	1.558.281
541 Medicinal And Pharmaceutical Products	8.732	46.304	169.372	1.483.509
516 Other Organic Chemicals	473	8.807	177.545	707.122
598 Miscellaneous Chemical Products	25	114	113.970	690.289
OTHERS	30.006	700.585	246.289	3.662.727
SUB TOTAL	52.262	898.935	2.906.785	21.414.117
KUWAIT				
334 Petroleum Products, Refined	162.022.000	1.721.031.324	94.489.418	1.655.006.203
333 Petroleum Oil, Crude	0	98.788.256	0	79.659.040
512 Alcohols,phenols,phenol-alcohols And Their Halogenated	1.723.318	21.968.879	1.007.675	25.041.108
571 Polymers Of Ethylene In Primary Forms	3.550.760	24.966.116	2.732.786	24.898.587
282 Waste And Scrap Metal Of Iron/steel	0	25.809.172	0	15.174.358
OTHERS	1.445.821	15.165.865	432.341	11.685.881
SUB TOTAL	168.741.899	1.907.729.612	98.662.220	1.811.465.177
JORDAN				
272 Fertilizers, Crude	115.780.000	424.106.000	39.173.140	89.841.138
562 Fertilizers, Manufactured	26.623.640	90.949.590	21.122.367	52.976.669
522 Inorganic Chemical Elements, Oxides And Halogen Salts	84.000	12.102.215	120.960	9.749.329
685 Lead	0	704.780	0	1.847.209
232 Synthetic Rubber Latex, Synthetic/reclaimed Rubber	115.870	952.530	106.195	757.904
OTHERS	21.920	1.929.570	14.000	1.534.157
SUB TOTAL	142.625.430	530.744.685	60.536.662	156.706.406
LEBANON				
282 Waste And Scrap Metal Of Iron/steel	0	7.219.560	0	4.121.867
892 Printed Matter	28.022	243.645	62.273	526.872
263 Cotton	0	76.267	0	185.795
073 Chocolate And Other Food Preparations Containing Cocoa	0	4.595	0	99.179
713 Internal Combustion Piston Engines And Parts	0	969	0	43.048

I.6 IMPOR KOMODITI MENURUT NEGARA ASAL / *IMPORT BY COUNTRY OF ORIGIN*  
 DAN LIMA GOLONGAN BARANG (SITC) UTAMA / *AND FIVE MAJOR SITC COMMODITY GROUP*  
 \*\* NOPEMBER / *NOVEMBER 2008* \*\*

Negara Asal/SITC/Uraian Golongan Barang <i>Country of Origin/SITC/group Description</i>	Berat Bersih / <i>Net Weight (Kg)</i>		Nilai CIF / <i>CIF Value (US\$)</i>	
	Bulan ini <i>Current month</i>	Kumulatif <i>Cum. Jan to date</i>	Bulan ini <i>Current month</i>	Kumulatif <i>Cum. Jan to date</i>
OTHERS	0	41.429	0	83.788
SUB TOTAL	28.022	7.586.465	62.273	5.060.549
<b>PALESTINA</b>				
292 Crude Vegetable Materials	0	540	0	69.720
773 Equipment For Distributing Electricity	0	27	0	2.335
SUB TOTAL	0	567	0	72.055
<b>YEMEN</b>				
034 Fish, Fresh, Chilled Or Frozen	51.750	1.039.756	34.673	572.846
611 Leathers	0	42.193	0	176.250
251 Pulp And Waste Paper	0	573.860	0	157.464
288 Non-ferrous Base Metal Waste And Scraps	18.120	18.120	127.481	127.481
873 Meters And Counters	0	7.013	0	70.816
OTHERS	11.094	116.292	120.000	246.300
SUB TOTAL	80.964	1.797.234	282.154	1.351.157
<b>OMAN</b>				
684 Alumunium	718.763	1.416.143	1.720.598	3.662.430
723 Civil Engineering And Contractor Plants And Equipments/parts	0	808.291	0	3.438.000
344 Petroleum Gases And Other Gas	0	2.554.986	0	2.480.891
575 Other Plastics In Primary Forms	0	470.250	0	630.259
251 Pulp And Waste Paper	0	2.182.600	0	550.232
OTHERS	359	9.354	2.258	37.612
SUB TOTAL	719.122	7.441.624	1.722.856	10.799.424
<b>SYRIA ARAB REPUBLIC</b>				
263 Cotton	299.842	534.221	578.403	965.738
642 Paper And Paperboard Cut To Size/shape And Article Of Papers	0	45.200	0	128.520
611 Leathers	0	14.500	0	117.600
893 Article Of Plastics	0	31.535	0	90.964
892 Printed Matter	1.720	54.590	1.653	53.714
OTHERS	0	27.499	0	76.504
SUB TOTAL	301.562	707.545	580.056	1.433.040
<b>TURKEY</b>				
333 Petroleum Oil, Crude	0	909.193.766	0	831.850.130
046 Meal And Flour Of Wheat And Flour Of Meslin	20.457.750	199.399.400	8.423.800	92.221.752
672 Ingots And Other Iron/steel In Primary Forms	0	60.224.342	0	41.408.475
121 Tobacco, Unmanufactured And Refused	1.470.960	7.294.101	10.094.656	36.785.189
511 Hydrocarbon And Their Halogenated, Nitrated Derivatives	0	16.219.746	0	24.942.169
OTHERS	12.394.479	108.874.642	11.807.530	111.224.638
SUB TOTAL	34.323.189	1.301.205.997	30.325.986	1.138.432.353
<b>UNITED ARAB EMIRATES</b>				
334 Petroleum Products, Refined	27.378.646	217.077.955	19.441.392	190.948.136
282 Waste And Scrap Metal Of Iron/steel	1.253.990	109.296.890	499.420	55.609.362
684 Alumunium	1.720.867	15.405.687	4.696.341	44.733.026
344 Petroleum Gases And Other Gas	24.490.245	53.846.557	12.685.946	32.146.107
679 Tubes, Pipes, Hollow Profile, Pipe Fitting Of Iron/steel	1.415.267	2.797.216	13.188.468	26.765.188
OTHERS	37.481.164	155.947.999	27.314.130	163.259.062
SUB TOTAL	93.740.179	554.372.304	77.825.697	513.460.881
<b>QATAR</b>				
511 Hydrocarbon And Their Halogenated, Nitrated Derivatives	12.813.103	111.563.418	7.722.699	131.299.078
671 Pig Iron,spiegeleisen,sponge Iron, And Ferro-alloys	0	119.121.943	0	66.979.839
334 Petroleum Products, Refined	0	26.100.849	0	28.289.310
598 Miscellaneous Chemical Products	0	12.747.748	0	25.282.882

I.6 IMPOR KOMODITI MENURUT NEGARA ASAL / *IMPORT BY COUNTRY OF ORIGIN*  
DAN LIMA GOLONGAN BARANG (SITC) UTAMA / *AND FIVE MAJOR SITC COMMODITY GROUP*  
\*\* NOPEMBER / *NOVEMBER 2008* \*\*

Negara Asal/SITC/Uraian Golongan Barang <i>Country of Origin/SITC/group Description</i>	Berat Bersih / <i>Net Weight (Kg)</i>		Nilai CIF / <i>CIF Value (US\$)</i>	
	Bulan ini <i>Current month</i>	Kumulatif <i>Cum. Jan to date</i>	Bulan ini <i>Current month</i>	Kumulatif <i>Cum. Jan to date</i>
571 Polymers Of Ethylene In Primary Forms	408.000	2.095.754	381.420	3.080.927
OTHERS	17.250	10.374.903	27.600	5.632.139
<b>SUB TOTAL</b>	<b>13.238.353</b>	<b>282.004.615</b>	<b>8.131.719</b>	<b>260.564.175</b>
<b>BAHRAIN</b>				
334 Petroleum Products, Refined	0	159.738.490	0	157.508.718
281 Iron Ore And Concentrates	64.678.038	254.285.225	19.519.508	69.773.603
684 Alumunium	222.374	5.499.525	743.147	16.038.666
672 Ingots And Other Iron/steel In Primary Forms	0	3.157.714	0	2.523.556
251 Pulp And Waste Paper	214.430	4.030.760	49.319	985.367
OTHERS	89.166	2.492.802	59.279	1.591.666
<b>SUB TOTAL</b>	<b>65.204.008</b>	<b>429.204.516</b>	<b>20.371.253</b>	<b>248.421.576</b>
<b>CYPRUS</b>				
287 Ores And Concentrates Of Basemetals	0	84.168	0	60.480
893 Article Of Plastics	5.613	14.234	9.208	25.705
635 Wood Manufactures	7.000	7.000	11.411	11.411
895 Office And Stationery Supplies	4.823	6.549	7.915	11.203
741 Heating And Cooling Equipments And Parts	0	72	0	9.770
OTHERS	2.973	8.449	4.721	15.846
<b>SUB TOTAL</b>	<b>20.409</b>	<b>120.472</b>	<b>33.255</b>	<b>134.415</b>
<b>OTH.WEST ASIA</b>				
562 Fertilizers, Manufactured	0	600.000	0	238.058
764 Telecommunication Equipments And Parts	0	305	0	65.234
551 Essential Oils, Perfumes, And Flavour Materials	0	373	0	61.626
695 Tools For Used In The Hand Or In Machines	0	280	0	46.500
726 Printing/book Binding Machinery And Parts	0	4.605	0	27.980
OTHERS	0	8.289	0	60.058
<b>SUB TOTAL</b>	<b>0</b>	<b>613.852</b>	<b>0</b>	<b>499.456</b>
<b>EGYPT</b>				
562 Fertilizers, Manufactured	7.530.000	553.151.290	3.190.315	158.106.986
272 Fertilizers, Crude	0	163.789.000	0	27.901.627
061 Sugar, Molasses, And Honey	0	27.907.056	0	4.977.136
057 Fruit And Nut; Fresh Or Dried	195.700	4.737.804	163.314	3.553.490
232 Synthetic Rubber Latex, Synthetic/reclaimed Rubber	104.460	1.040.463	101.848	860.165
OTHERS	217.709	4.374.517	250.238	6.618.879
<b>SUB TOTAL</b>	<b>8.047.869</b>	<b>755.000.130</b>	<b>3.705.715</b>	<b>202.018.283</b>
<b>LIBYAN ARAB JAMAHIRIYA</b>				
333 Petroleum Oil, Crude	0	399.202.700	0	311.711.608
511 Hydrocarbon And Their Halogenated, Nitrated Derivatives	0	17.862.683	0	27.906.216
874 Measuring, Checking, Analysing, And Controlling Instrument And Appa	0	493	0	5.512
714 Engines And Motors, Non-electric And Parts	0	50	0	1.000
<b>SUB TOTAL</b>	<b>0</b>	<b>417.065.926</b>	<b>0</b>	<b>339.624.336</b>
<b>MOROCCO</b>				
522 Inorganic Chemical Elements, Oxides And Halogen Salts	0	16.449.904	0	35.404.324
272 Fertilizers, Crude	0	81.509.000	0	9.037.718
842 Women's Coats/jacket, Not Knitted	3.730	69.387	163.410	3.630.813
841 Men's Coats/jackets, Not Knitted	1.448	16.868	62.737	836.586
845 Articles Of Apparel	445	13.478	19.296	662.863
OTHERS	83.424	295.282	288.892	1.986.353
<b>SUB TOTAL</b>	<b>89.047</b>	<b>98.353.919</b>	<b>534.335</b>	<b>51.558.657</b>
<b>TUNISIA</b>				
562 Fertilizers, Manufactured	0	57.994.000	0	16.365.320

I.6 IMPOR KOMODITI MENURUT NEGARA ASAL / *IMPORT BY COUNTRY OF ORIGIN*  
DAN LIMA GOLONGAN BARANG (SITC) UTAMA / *AND FIVE MAJOR SITC COMMODITY GROUP*  
\*\* NOPEMBER / *NOVEMBER 2008* \*\*

Negara Asal/SITC/Uraian Golongan Barang <i>Country of Origin/SITC/group Description</i>	Berat Bersih / <i>Net Weight (Kg)</i>		Nilai CIF / <i>CIF Value (US\$)</i>	
	Bulan ini <i>Current month</i>	Kumulatif <i>Cum. Jan to date</i>	Bulan ini <i>Current month</i>	Kumulatif <i>Cum. Jan to date</i>
057 Fruit And Nut; Fresh Or Dried	18.000	1.163.352	54.000	3.358.576
282 Waste And Scrap Metal Of Iron/steel	0	2.930.770	0	1.828.366
251 Pulp And Waste Paper	112.000	412.800	206.612	828.828
263 Cotton	0	442.613	0	318.681
OTHERS	1.333	455.038	96.208	1.171.589
<b>SUB TOTAL</b>	<b>131.333</b>	<b>63.398.573</b>	<b>356.820</b>	<b>23.871.360</b>
<b>ALGERIA</b>				
333 Petroleum Oil, Crude	0	125.855.027	0	109.091.413
057 Fruit And Nut; Fresh Or Dried	0	24.000	0	24.120
<b>SUB TOTAL</b>	<b>0</b>	<b>125.879.027</b>	<b>0</b>	<b>109.115.533</b>
<b>SUDAN</b>				
333 Petroleum Oil, Crude	0	754.073.999	0	677.805.567
282 Waste And Scrap Metal Of Iron/steel	112.010	22.437.589	40.324	13.293.226
685 Lead	0	165.820	0	363.112
263 Cotton	0	182.086	0	274.978
764 Telecommunication Equipments And Parts	0	1.557	0	196.921
OTHERS	230	107.602	1.436	53.715
<b>SUB TOTAL</b>	<b>112.240</b>	<b>776.968.653</b>	<b>41.760</b>	<b>691.987.519</b>
<b>ERITREA</b>				
894 Baby Carriages, Toys, Games, And Sporting Goods	0	175	0	1.205
695 Tools For Used In The Hand Or In Machines	1	1	8	8
<b>SUB TOTAL</b>	<b>1</b>	<b>176</b>	<b>8</b>	<b>1.213</b>
<b>LESOTHO</b>				
723 Civil Engineering And Contractor Plants And Equipments/parts	0	46.290	0	1.358.920
<b>SUB TOTAL</b>	<b>0</b>	<b>46.290</b>	<b>0</b>	<b>1.358.920</b>
<b>NAMIBIA</b>				
686 Zinc	566.533	6.373.747	901.290	14.028.901
282 Waste And Scrap Metal Of Iron/steel	0	5.335.160	0	3.037.236
211 Hides And Skins, Raw	0	197.287	0	359.358
778 Electrical Machinery And Apparatus	0	26	0	303
<b>SUB TOTAL</b>	<b>566.533</b>	<b>11.906.220</b>	<b>901.290</b>	<b>17.425.798</b>
<b>ETHIOPIA</b>				
211 Hides And Skins, Raw	37.911	364.314	331.875	2.970.630
287 Ores And Concentrates Of Basemetals	0	1.091.780	0	1.020.898
222 Oil Seeds Use For Extraction Ofsoft Fixed Vegetable Oils	0	2.327.265	0	925.466
685 Lead	0	266.720	0	690.490
611 Leathers	0	7.503	0	676.593
OTHERS	36.007	293.498	86.418	446.062
<b>SUB TOTAL</b>	<b>73.918</b>	<b>4.351.080</b>	<b>418.293</b>	<b>6.730.139</b>
<b>TANZANIA, UNITED REPUBLIC OF</b>				
263 Cotton	3.533.471	13.123.363	6.052.437	20.578.431
282 Waste And Scrap Metal Of Iron/steel	0	8.731.800	0	5.190.923
222 Oil Seeds Use For Extraction Ofsoft Fixed Vegetable Oils	0	10.786.171	0	4.640.136
292 Crude Vegetable Materials	0	520.500	0	832.800
265 Vegetable Textile Fibres,raw Or Processed;waste Of These Fibres	0	217.590	0	252.951
OTHERS	45.801	226.728	85.754	172.748
<b>SUB TOTAL</b>	<b>3.579.272</b>	<b>33.606.152</b>	<b>6.138.191</b>	<b>31.667.989</b>
<b>MADAGASCAR</b>				
551 Essential Oils, Perfumes, And Flavour Materials	62.400	440.800	412.686	2.796.064



I.6 IMPOR KOMODITI MENURUT NEGARA ASAL / *IMPORT BY COUNTRY OF ORIGIN*  
DAN LIMA GOLONGAN BARANG (SITC) UTAMA / *AND FIVE MAJOR SITC COMMODITY GROUP*  
\*\* NOPEMBER / *NOVEMBER 2008* \*\*

Negara Asal/SITC/Uraian Golongan Barang <i>Country of Origin/SITC/group Description</i>	Berat Bersih / <i>Net Weight (Kg)</i>		Nilai CIF / <i>CIF Value (US\$)</i>	
	Bulan ini <i>Current month</i>	Kumulatif <i>Cum. Jan to date</i>	Bulan ini <i>Current month</i>	Kumulatif <i>Cum. Jan to date</i>
287 Ores And Concentrates Of Basemetals	20.938	145.888	17.408	129.238
223 Oil Seeds Use For Extraction Of Other Fixed Vegetable Oils	0	18.000	0	100.848
265 Vegetable Textile Fibres,raw Or Processed;waste Of These Fibres	25.308	78.204	27.586	85.242
841 Men's Coats/jackets, Not Knitted	98	1.099	4.518	55.645
OTHERS	52.797	201.772	57.323	127.757
<b>SUB TOTAL</b>	<b>161.541</b>	<b>885.763</b>	<b>519.521</b>	<b>3.294.794</b>
<b>SOMALIA</b>				
582 Plates, Sheets, And Film Of Plastics	0	8.473	0	80.914
778 Electrical Machinery And Apparatus	0	150	0	2.599
764 Telecommunication Equipments And Parts	0	3	0	1.237
844 Women's Coats/jackets, Knitted	0	12	0	344
OTHERS	0	0	0	0
<b>SUB TOTAL</b>	<b>0</b>	<b>8.638</b>	<b>0</b>	<b>85.094</b>
<b>KENYA</b>				
074 Tea And Mate	222.230	1.615.558	613.919	3.964.502
523 Metallicsalts And Peroxysalts	1.524.648	8.985.649	457.394	2.311.008
292 Crude Vegetable Materials	0	1.147.734	0	1.937.233
611 Leathers	11.880	132.957	133.558	1.349.617
642 Paper And Paperboard Cut To Size/shape And Article Of Papers	0	460.000	0	953.600
OTHERS	28.013	1.567.987	37.016	1.299.707
<b>SUB TOTAL</b>	<b>1.786.771</b>	<b>13.909.885</b>	<b>1.241.887</b>	<b>11.815.667</b>
<b>REUNION</b>				
714 Engines And Motors, Non-electric And Parts	0	22.048	0	997.383
251 Pulp And Waste Paper	226.120	4.024.757	16.168	875.724
742 Pumps For Liquid And Parts	836	1.533	19.839	38.950
748 Transmission Shafts And Cranks	172	1.231	2.369	38.368
743 Pumps, Compressors, Fans, Blowers, Centrifuges, And Parts	0	1.243	0	31.123
OTHERS	30.432	32.837	9.199	74.847
<b>SUB TOTAL</b>	<b>257.560</b>	<b>4.083.649</b>	<b>47.575</b>	<b>2.056.395</b>
<b>MOZAMBIQUE</b>				
263 Cotton	1.701.183	8.814.132	3.093.440	14.024.704
282 Waste And Scrap Metal Of Iron/steel	2.735.806	8.827.546	1.091.608	4.111.276
222 Oil Seeds Use For Extraction Ofsoft Fixed Vegetable Oils	0	694.434	0	241.870
121 Tobacco, Unmanufactured And Refused	0	59.400	0	158.874
054 Vegetables, Fresh, Chilled, Frozen Or Simply Preserved	0	301.830	0	105.687
OTHERS	50.789	131.320	65.575	138.016
<b>SUB TOTAL</b>	<b>4.487.778</b>	<b>18.828.662</b>	<b>4.250.623</b>	<b>18.780.427</b>
<b>BOTSWANA</b>				
724 Textile/leather Machinery And Parts	0	432	0	3.231
658 Made-up Articles, Wholly/chiefly Of Textile Materials	0	43	0	842
<b>SUB TOTAL</b>	<b>0</b>	<b>475</b>	<b>0</b>	<b>4.073</b>
<b>TOGO</b>				
282 Waste And Scrap Metal Of Iron/steel	0	13.343.227	0	7.555.911
263 Cotton	480.285	4.017.647	794.071	6.706.652
248 Wood, simply Worked And Railway Sleeper Of Wood	0	11.300	0	13.233
581 Tubes, Pipes, And Hoses Of Plastics	0	120	0	543
611 Leathers	0	2	0	56
OTHERS	0	0	0	0
<b>SUB TOTAL</b>	<b>480.285</b>	<b>17.372.296</b>	<b>794.071</b>	<b>14.276.395</b>
<b>GHANA</b>				
282 Waste And Scrap Metal Of Iron/steel	0	5.155.595	0	3.303.828

1.6 IMPOR KOMODITI MENURUT NEGARA ASAL / *IMPORT BY COUNTRY OF ORIGIN*  
DAN LIMA GOLONGAN BARANG (SITC) UTAMA / *AND FIVE MAJOR SITC COMMODITY GROUP*  
\*\* NOPEMBER / *NOVEMBER 2008* \*\*

Negara Asal/SITC/Uraian Golongan Barang <i>Country of Origin/SITC/group Description</i>	Berat Bersih / <i>Net Weight (Kg)</i>		Nilai CIF / <i>CIF Value (US\$)</i>	
	Bulan ini <i>Current month</i>	Kumulatif <i>Cum. Jan to date</i>	Bulan ini <i>Current month</i>	Kumulatif <i>Cum. Jan to date</i>
263 Cotton	0	1.044.900	0	1.332.955
072 Cocoa	0	300.000	0	932.430
248 Wood, simply Worked And Railway Sleeper Of Wood	27.828	491.485	64.474	618.802
287 Ores And Concentrates Of Basemetals	106.360	532.490	101.619	481.988
OTHERS	107.260	235.125	197.358	526.136
<b>SUB TOTAL</b>	<b>241.448</b>	<b>7.759.595</b>	<b>363.451</b>	<b>7.196.139</b>
<b>LIBERIA</b>				
282 Waste And Scrap Metal Of Iron/steel	0	37.050	0	12.319
685 Lead	0	27.150	0	5.702
287 Ores And Concentrates Of Basemetals	0	28.990	0	2.899
744 Mechanical Handling Equipments And Parts	0	1	0	190
713 Internal Combustion Piston Engines And Parts	0	9	0	60
OTHERS	0	0	0	0
<b>SUB TOTAL</b>	<b>0</b>	<b>93.200</b>	<b>0</b>	<b>21.170</b>
<b>GUINEA</b>				
282 Waste And Scrap Metal Of Iron/steel	0	1.157.370	0	732.451
248 Wood, simply Worked And Railway Sleeper Of Wood	21.671	611.577	22.809	654.706
741 Heating And Cooling Equipments And Parts	0	8	0	159
<b>SUB TOTAL</b>	<b>21.671</b>	<b>1.768.955</b>	<b>22.809</b>	<b>1.387.316</b>
<b>ANGOLA</b>				
282 Waste And Scrap Metal Of Iron/steel	0	952.065	0	597.284
081 Feeding Stuff For Animals	0	320.000	0	288.000
699 Manufactures Of Base Metals	0	205	0	41.588
592 Starches, Inulin, And Wheat Glutenal Buminoidal Substances; Glues	0	12.000	0	18.000
247 Wood In The Rough Or Roughly Squared	2.750	2.750	452	452
OTHERS	0	0	0	0
<b>SUB TOTAL</b>	<b>2.750</b>	<b>1.287.020</b>	<b>452</b>	<b>945.324</b>
<b>CONGO</b>				
282 Waste And Scrap Metal Of Iron/steel	0	1.263.856	0	712.785
248 Wood, simply Worked And Railway Sleeper Of Wood	39.943	90.139	82.196	194.098
742 Pumps For Liquid And Parts	0	4.735	0	21.574
771 Electric Power Machinery And Parts	0	1.202	0	10.647
699 Manufactures Of Base Metals	0	1.089	0	7.150
OTHERS	7	7.058	471	9.487
<b>SUB TOTAL</b>	<b>39.950</b>	<b>1.368.079</b>	<b>82.667</b>	<b>955.741</b>
<b>CAMEROON</b>				
072 Cocoa	201.452	4.380.500	547.345	11.367.230
263 Cotton	319.338	1.611.431	557.862	2.716.042
282 Waste And Scrap Metal Of Iron/steel	0	4.314.562	0	2.672.853
248 Wood, simply Worked And Railway Sleeper Of Wood	92.652	1.013.705	122.939	1.173.775
652 Cotton Fabrics, Woven	1.150	43.690	12.135	424.520
OTHERS	55.034	293.682	292.728	1.038.575
<b>SUB TOTAL</b>	<b>669.626</b>	<b>11.657.570</b>	<b>1.533.009</b>	<b>19.392.995</b>
<b>NIGERIA</b>				
333 Petroleum Oil, Crude	0	123.518.892	0	103.290.132
263 Cotton	0	4.702.102	0	6.006.138
072 Cocoa	0	1.008.800	0	2.440.019
248 Wood, simply Worked And Railway Sleeper Of Wood	0	1.767.069	0	1.284.397
512 Alcohols, phenols, phenol-alcohols And Their Halogenated	0	1.002.629	0	1.012.655
OTHERS	0	245.214	0	719.444
<b>SUB TOTAL</b>	<b>0</b>	<b>132.244.706</b>	<b>0</b>	<b>114.752.785</b>

I.6 IMPOR KOMODITI MENURUT NEGARA ASAL / *IMPORT BY COUNTRY OF ORIGIN*  
 DAN LIMA GOLONGAN BARANG (SITC) UTAMA / *AND FIVE MAJOR SITC COMMODITY GROUP*  
 \*\* NOPEMBER / *NOVEMBER 2008* \*\*

Negara Asal/SITC/Uraian Golongan Barang <i>Country of Origin/SITC/group Description</i>	Berat Bersih / <i>Net Weight (Kg)</i>		Nilai CIF / <i>CIF Value (US\$)</i>	
	Bulan ini <i>Current month</i>	Kumulatif <i>Cum. Jan to date</i>	Bulan ini <i>Current month</i>	Kumulatif <i>Cum. Jan to date</i>
<b>SIERRA LEONE</b>				
248 Wood, simply Worked And Railway Sleeper Of Wood	86.607	209.607	5.564	77.325
282 Waste And Scrap Metal Of Iron/steel	0	54.900	0	33.215
792 Aircraft And Associated Equipments And Parts	0	8	0	25.220
778 Electrical Machinery And Apparatus	0	2.584	0	24.705
776 Thermionic, Cold Cathode, And Photo Cathode Valves/tubes	0	20	0	11.641
OTHERS	2	431	100	7.634
<b>SUB TOTAL</b>	<b>86.609</b>	<b>267.550</b>	<b>5.664</b>	<b>179.740</b>
<b>GABON</b>				
263 Cotton	0	271.712	0	431.093
282 Waste And Scrap Metal Of Iron/steel	0	456.360	0	280.291
635 Wood Manufactures	0	76.169	0	181.442
625 Rubber Tyre, tyre Cases, tyre Treads, inner Tubes, And Tyre Flaps	0	19.220	0	42.668
694 Nails, Screws, Nuts, Bolts, Rivets Of Iron/steel Or Copper	0	5.922	0	39.859
OTHERS	0	2.376	0	13.857
<b>SUB TOTAL</b>	<b>0</b>	<b>831.759</b>	<b>0</b>	<b>989.210</b>
<b>COTE D'IVOIRE</b>				
072 Cocoa	0	13.013.000	0	33.904.211
263 Cotton	304.794	6.951.854	522.920	11.192.689
282 Waste And Scrap Metal Of Iron/steel	2.236.480	6.643.068	1.493.968	4.104.530
057 Fruit And Nut; Fresh Or Dried	0	200.566	0	135.382
821 Furnitures And Parts	3.835	3.835	12.000	12.000
OTHERS	10	128.249	580	22.358
<b>SUB TOTAL</b>	<b>2.545.119</b>	<b>26.940.572</b>	<b>2.029.468</b>	<b>49.371.170</b>
<b>SENEGAL</b>				
282 Waste And Scrap Metal Of Iron/steel	0	2.650.870	0	1.629.634
263 Cotton	0	199.299	0	327.334
034 Fish, Fresh, Chilled Or Frozen	0	75.000	0	75.000
287 Ores And Concentrates Of Basemetals	50.166	208.486	43.626	59.458
575 Other Plastics In Primary Forms	26.944	26.944	21.622	21.622
OTHERS	0	40.733	0	37.701
<b>SUB TOTAL</b>	<b>77.110</b>	<b>3.201.332</b>	<b>65.248</b>	<b>2.150.749</b>
<b>MAURITANIA</b>				
282 Waste And Scrap Metal Of Iron/steel	0	1.314.487	0	525.635
575 Other Plastics In Primary Forms	0	211.260	0	317.961
651 Textile Yarns	0	45.950	0	101.474
893 Article Of Plastics	0	5.896	0	17.152
653 Fabrics, Woven, Of Man-made Fibres	0	4.194	0	10.531
OTHERS	0	1.043	0	2.602
<b>SUB TOTAL</b>	<b>0</b>	<b>1.582.830</b>	<b>0</b>	<b>975.355</b>
<b>MALI</b>				
263 Cotton	308.998	2.340.740	534.755	3.648.122
251 Pulp And Waste Paper	0	149.900	0	31.479
784 Parts And Accessories Of The Motor Vehicles	0	32	0	725
694 Nails, Screws, Nuts, Bolts, Rivets Of Iron/steel Or Copper	0	1	0	37
<b>SUB TOTAL</b>	<b>308.998</b>	<b>2.490.673</b>	<b>534.755</b>	<b>3.680.363</b>
<b>BENIN</b>				
263 Cotton	100.186	12.991.138	165.653	21.316.267
282 Waste And Scrap Metal Of Iron/steel	1.530.810	8.667.930	986.981	4.947.016
057 Fruit And Nut; Fresh Or Dried	0	263.710	0	154.383
287 Ores And Concentrates Of Basemetals	0	155.190	0	15.519
<b>SUB TOTAL</b>	<b>1.630.996</b>	<b>22.077.968</b>	<b>1.152.634</b>	<b>26.433.185</b>

I.6 IMPOR KOMODITI MENURUT NEGARA ASAL / *IMPORT BY COUNTRY OF ORIGIN*  
 DAN LIMA GOLONGAN BARANG (SITC) UTAMA / *AND FIVE MAJOR SITC COMMODITY GROUP*  
 \*\* NOPEMBER / *NOVEMBER 2008* \*\*

Negara Asal/SITC/Uraian Golongan Barang <i>Country of Origin/SITC/group Description</i>	Berat Bersih / <i>Net Weight (Kg)</i>		Nilai CIF / <i>CIF Value (US\$)</i>	
	Bulan ini <i>Current month</i>	Kumulatif <i>Cum. Jan to date</i>	Bulan ini <i>Current month</i>	Kumulatif <i>Cum. Jan to date</i>
<b>BURKINA FASO</b>				
263 Cotton	98.132	7.348.945	165.718	12.123.158
749 Non-electric Parts And Accessories Of Machineries	0	10	0	351
841 Men's Coats/jackets, Not Knitted	0	3	0	136
<b>SUB TOTAL</b>	<b>98.132</b>	<b>7.348.958</b>	<b>165.718</b>	<b>12.123.645</b>
<b>GAMBIA</b>				
282 Waste And Scrap Metal Of Iron/steel	0	1.199.580	0	762.582
685 Lead	0	53.390	0	11.212
<b>SUB TOTAL</b>	<b>0</b>	<b>1.252.970</b>	<b>0</b>	<b>773.794</b>
<b>U.S. VIRGIN ISLANDS</b>				
723 Civil Engineering And Contractor Plants And Equipments/parts	0	2.880	0	37.356
682 Copper	5.790	5.790	24.764	24.764
335 Residual Petroleum Products, And Related Materials	0	144.000	0	22.032
776 Thermionic, Cold Cathode, And Photo Cathode Valves/tubes	0	25	0	12.482
611 Leathers	0	1.272	0	11.669
<b>OTHERS</b>	<b>3.799</b>	<b>4.709</b>	<b>16.275</b>	<b>29.422</b>
<b>SUB TOTAL</b>	<b>9.589</b>	<b>158.676</b>	<b>41.039</b>	<b>137.725</b>
<b>SEYCHELLES</b>				
598 Miscellaneous Chemical Products	0	9.000	0	307.350
553 Perfumery, Cosmetics, And Toilet Preparations	0	612	0	2.261
541 Medicinal And Pharmaceutical Products	0	10	0	416
771 Electric Power Machinery And Parts	1	1	340	340
746 Ball Or Roller Bearings	0	116	0	257
<b>OTHERS</b>	<b>0</b>	<b>0</b>	<b>0</b>	<b>0</b>
<b>SUB TOTAL</b>	<b>1</b>	<b>9.739</b>	<b>340</b>	<b>310.624</b>
<b>UGANDA</b>				
263 Cotton	0	1.732.644	0	2.920.905
287 Ores And Concentrates Of Basemetals	0	15.063	0	1.197.564
611 Leathers	9.554	26.246	109.016	271.800
282 Waste And Scrap Metal Of Iron/steel	0	21.800	0	8.001
<b>SUB TOTAL</b>	<b>9.554</b>	<b>1.795.753</b>	<b>109.016</b>	<b>4.398.270</b>
<b>CENTRAL AFRICAN REPUBLIC</b>				
263 Cotton	1.943.577	7.467.669	3.366.022	12.436.487
282 Waste And Scrap Metal Of Iron/steel	0	2.074.450	0	768.507
772 Electrical Apparatus For Making And Breaking Electrical Circuits	0	1.140	0	61.748
247 Wood In The Rough Or Roughly Squared	0	42.894	0	56.379
<b>SUB TOTAL</b>	<b>1.943.577</b>	<b>9.586.153</b>	<b>3.366.022</b>	<b>13.323.121</b>
<b>NIGER</b>				
778 Electrical Machinery And Apparatus	0	626	0	235.612
872 Medical Instruments And Appliances	0	4.109	0	36.691
098 Edible Products And Preparations	0	6.389	0	19.118
696 Cutlery	0	9.841	0	14.512
273 Stone, Sand And Gravel	0	27.400	0	5.900
<b>OTHERS</b>	<b>0</b>	<b>1.306</b>	<b>0</b>	<b>16.847</b>
<b>SUB TOTAL</b>	<b>0</b>	<b>49.671</b>	<b>0</b>	<b>328.680</b>
<b>CHAD</b>				
263 Cotton	0	1.534.750	0	2.391.844
<b>SUB TOTAL</b>	<b>0</b>	<b>1.534.750</b>	<b>0</b>	<b>2.391.844</b>
<b>SAINT HELENA</b>				

I.6 IMPOR KOMODITI MENURUT NEGARA ASAL / *IMPORT BY COUNTRY OF ORIGIN*  
DAN LIMA GOLONGAN BARANG (SITC) UTAMA / *AND FIVE MAJOR SITC COMMODITY GROUP*  
\*\* NOPEMBER / *NOVEMBER 2008* \*\*

Negara Asal/SITC/Uraian Golongan Barang <i>Country of Origin/SITC/group Description</i>	Berat Bersih / <i>Net Weight (Kg)</i>		Nilai CIF / <i>CIF Value (US\$)</i>	
	Bulan ini <i>Current month</i>	Kumulatif <i>Cum. Jan to date</i>	Bulan ini <i>Current month</i>	Kumulatif <i>Cum. Jan to date</i>
778 Electrical Machinery And Apparatus	9.785	24.689	54.360	107.973
679 Tubes, Pipes, Hollow Profile, Pipe Fitting Of Iron/steel	0	17.110	0	30.610
642 Paper And Paperboard Cut To Size/shape And Article Of Papers	0	5.789	0	22.363
676 Iron/steel Bars, Rods, Angels, Shaped And Sections	0	276	0	5.779
651 Textile Yarns	0	885	0	4.583
OTHERS	0	1.226	0	8.246
<b>SUB TOTAL</b>	<b>9.785</b>	<b>49.975</b>	<b>54.360</b>	<b>179.554</b>
<b>SAO TOME AND PRINCIPE</b>				
741 Heating And Cooling Equipments And Parts	0	174	0	11.121
892 Printed Matter	0	2	0	25
OTHERS	0	0	0	0
<b>SUB TOTAL</b>	<b>0</b>	<b>176</b>	<b>0</b>	<b>11.146</b>
<b>SWAZILAND</b>				
251 Pulp And Waste Paper	0	5.610.554	0	3.080.483
885 Watches And Clocks	14	2.806	47.591	1.670.344
684 Aluminium	0	496.757	0	1.388.400
263 Cotton	0	804.743	0	1.240.446
724 Textile/leather Machinery And Parts	0	20.302	0	673.387
OTHERS	10.121	260.593	144.397	2.252.759
<b>SUB TOTAL</b>	<b>10.135</b>	<b>7.195.755</b>	<b>191.988</b>	<b>10.305.819</b>
<b>SOUTH AFRICA</b>				
251 Pulp And Waste Paper	21.409.463	125.373.078	19.149.796	111.061.729
282 Waste And Scrap Metal Of Iron/steel	2.819.810	96.366.565	1.147.256	51.950.853
522 Inorganic Chemical Elements, Oxides And Halogen Salts	120.175	13.113.454	281.045	27.253.254
263 Cotton	417.047	16.014.777	670.861	27.155.416
281 Iron Ore And Concentrates	0	74.972.000	0	13.757.955
OTHERS	5.872.222	73.986.546	9.990.337	99.960.905
<b>SUB TOTAL</b>	<b>30.638.717</b>	<b>399.826.420</b>	<b>31.239.295</b>	<b>331.140.112</b>
<b>ZIMBABWE</b>				
263 Cotton	2.074.382	13.758.151	3.408.940	22.743.498
121 Tobacco, Unmanufactured And Refused	0	563.502	0	1.803.744
278 Other Crude Minerals	46.355	1.054.355	73.188	349.626
651 Textile Yarns	0	11.223	0	23.007
074 Tea And Mate	0	1.640	0	16.536
OTHERS	24	92	354	1.383
<b>SUB TOTAL</b>	<b>2.120.761</b>	<b>15.388.963</b>	<b>3.482.482</b>	<b>24.937.794</b>
<b>ZAMBIA</b>				
682 Copper	0	393.402	0	3.156.934
263 Cotton	899.557	1.927.741	1.461.551	3.026.003
121 Tobacco, Unmanufactured And Refused	0	257.400	0	731.582
<b>SUB TOTAL</b>	<b>899.557</b>	<b>2.578.543</b>	<b>1.461.551</b>	<b>6.914.519</b>
<b>MALAWI</b>				
263 Cotton	0	2.492.956	0	3.533.869
074 Tea And Mate	0	46.643	0	78.795
121 Tobacco, Unmanufactured And Refused	0	420	0	2.862
<b>SUB TOTAL</b>	<b>0</b>	<b>2.540.019</b>	<b>0</b>	<b>3.615.526</b>
<b>COMOROS</b>				
551 Essential Oils, Perfumes, And Flavour Materials	1	1	1	1
<b>SUB TOTAL</b>	<b>1</b>	<b>1</b>	<b>1</b>	<b>1</b>

I.6 IMPOR KOMODITI MENURUT NEGARA ASAL / *IMPORT BY COUNTRY OF ORIGIN*  
DAN LIMA GOLONGAN BARANG (SITC) UTAMA / *AND FIVE MAJOR SITC COMMODITY GROUP*  
\*\* NOPEMBER / *NOVEMBER 2008* \*\*

Negara Asal/SITC/Uraian Golongan Barang <i>Country of Origin/SITC/group Description</i>	Berat Bersih / <i>Net Weight (Kg)</i>		Nilai CIF / <i>CIF Value (US\$)</i>	
	Bulan ini <i>Current month</i>	Kumulatif <i>Cum. Jan to date</i>	Bulan ini <i>Current month</i>	Kumulatif <i>Cum. Jan to date</i>
<b>BURUNDI</b>				
263 Cotton	126.889	126.889	186.726	186.726
SUB TOTAL	126.889	126.889	186.726	186.726
<b>MAURITIUS</b>				
575 Other Plastics In Primary Forms	515.264	4.271.703	860.584	7.041.328
679 Tubes, Pipes, Hollow Profile, Pipe Fitting Of Iron/steel	0	1.744.739	0	2.610.854
723 Civil Engineering And Contractor Plants And Equipments/parts	0	190.296	0	1.023.709
651 Textile Yarns	41.088	377.379	95.561	858.864
582 Plates, Sheets, And Film Of Plastics	4.069	139.961	12.416	584.188
OTHERS	128.370	1.464.332	219.295	3.795.490
SUB TOTAL	688.791	8.188.410	1.187.856	15.914.433
<b>RWANDA</b>				
676 Iron/steel Bars, Rods, Angels, Shaped And Sections	0	103.074	0	89.788
598 Miscellaneous Chemical Products	0	463	0	1.050
784 Parts And Accessories Of The Motor Vehicles	0	15	0	12
SUB TOTAL	0	103.552	0	90.850
<b>VIRGIN ISLANDS (BRITISH)</b>				
811 Prefabricated Buildings	0	530.000	0	3.800.000
592 Starches, Inulin, And Wheat Glutenal Buminoidal Substances; Glues	0	1.616.657	0	1.276.385
773 Equipment For Distributing Electricity	0	253.797	0	1.174.630
899 Other Miscellaneous Manufactured Articles	17.735	319.161	24.145	459.626
699 Manufactures Of Base Metals	0	304.761	0	441.014
OTHERS	7.176	3.280.328	29.319	1.603.499
SUB TOTAL	24.911	6.304.704	53.464	8.755.154
<b>OTHER AFRICA</b>				
776 Thermionic, Cold Cathode, And Photo Cathode Valves/tubes	0	21	0	20.000
SUB TOTAL	0	21	0	20.000
<b>AUSTRALIA</b>				
041 Wheat And Meslin, Unmilled	66.328.190	1.549.323.579	27.739.827	708.177.920
001 Live Animals Other Than Fish	20.845.538	184.039.128	41.184.255	347.259.329
684 Alumunium	7.630.418	81.635.849	21.324.049	234.694.534
282 Waste And Scrap Metal Of Iron/steel	27.660.199	325.403.851	5.793.317	169.846.210
285 Aluminium Ores And Concentrates	67.320.000	381.320.856	31.068.605	168.105.273
OTHERS	293.895.371	2.935.530.820	175.939.486	2.090.681.226
SUB TOTAL	483.679.716	5.457.254.083	303.049.539	3.718.764.492
<b>NEW ZEALAND</b>				
022 Milk,cream, And Milk Products Other Than Butter Or Cheese	3.563.505	53.223.859	14.669.123	186.612.730
282 Waste And Scrap Metal Of Iron/steel	10.905.406	162.471.113	2.881.246	81.073.675
098 Edible Products And Preparations	274.259	13.965.253	1.318.923	63.014.755
251 Pulp And Waste Paper	2.993.738	128.814.080	951.502	62.754.443
011 Meat Of Bovine Animals Fresh, Chilled Or Frozen	626.788	18.123.213	1.747.821	51.536.174
OTHERS	15.023.690	216.829.372	17.323.155	230.530.789
SUB TOTAL	33.387.386	593.426.890	38.891.770	675.522.566
<b>MICRONESIA, FEDERATED STATES OF</b>				
292 Crude Vegetable Materials	0	651	0	6.866
057 Fruit And Nut; Fresh Or Dried	0	6	0	64
SUB TOTAL	0	657	0	6.930
<b>GUAM</b>				
792 Aircraft And Associated Equipments And Parts	0	82	0	33.767

I.6 IMPOR KOMODITI MENURUT NEGARA ASAL / *IMPORT BY COUNTRY OF ORIGIN*  
DAN LIMA GOLONGAN BARANG (SITC) UTAMA / *AND FIVE MAJOR SITC COMMODITY GROUP*  
\*\* NOPEMBER / *NOVEMBER 2008* \*\*

Negara Asal/SITC/Uraian Golongan Barang <i>Country of Origin/SITC/group Description</i>	Berat Bersih / <i>Net Weight (Kg)</i>		Nilai CIF / <i>CIF Value (US\$)</i>	
	Bulan ini <i>Current month</i>	Kumulatif <i>Cum. Jan to date</i>	Bulan ini <i>Current month</i>	Kumulatif <i>Cum. Jan to date</i>
334 Petroleum Products, Refined	0	580	0	1.408
844 Women's Coats/jackets, Knitted	0	24	0	730
791 Railway Vehicles And Associated Equipments	0	6	0	275
845 Articles Of Apparel	0	6	0	199
OTHERS	0	1	0	25
<b>SUB TOTAL</b>	<b>0</b>	<b>699</b>	<b>0</b>	<b>36.404</b>
<b>NAURU</b>				
745 Other Non-electical Machinery, Tools, And Mechanical Apparatus	0	7.826	0	461.975
642 Paper And Paperboard Cut To Size/shape And Article Of Papers	0	225	0	3.867
653 Fabrics, Woven, Of Man-made Fibres	0	405	0	1.859
652 Cotton Fabrics, Woven	0	174	0	800
OTHERS	0	0	0	0
<b>SUB TOTAL</b>	<b>0</b>	<b>8.630</b>	<b>0</b>	<b>468.501</b>
<b>NEW CALEDONIA</b>				
665 Glassware	0	10.450	0	132.902
764 Telecommunication Equipments And Parts	0	4.307	0	15.033
248 Wood, simply Worked And Railway Sleeper Of Wood	20.824	20.824	14.059	14.059
884 Optical Goods	0	1.044	0	11.921
749 Non-electric Parts And Accessories Of Machineries	0	67	0	4.672
OTHERS	0	139	0	1.567
<b>SUB TOTAL</b>	<b>20.824</b>	<b>36.831</b>	<b>14.059</b>	<b>180.154</b>
<b>NORTHERN MARIANA ISLANDS</b>				
653 Fabrics, Woven, Of Man-made Fibres	0	4.497	0	19.533
848 Articles Of Apparel And Clothing Accessories Of Other Than Textile F:	0	2.059	0	5.557
652 Cotton Fabrics, Woven	0	13	0	70
<b>SUB TOTAL</b>	<b>0</b>	<b>6.569</b>	<b>0</b>	<b>25.160</b>
<b>VANUATU</b>				
793 Ships, Boats, And Floating Structures	284.050	284.050	3.514.055	3.514.055
<b>SUB TOTAL</b>	<b>284.050</b>	<b>284.050</b>	<b>3.514.055</b>	<b>3.514.055</b>
<b>BRITISH INDIAN OCEAN TERRITORY</b>				
741 Heating And Cooling Equipments And Parts	0	708	0	76.248
751 Office Machines	0	2.913	0	37.627
699 Manufactures Of Base Metals	1	217	1	2.106
898 Musical Instrument And Parts/accessories	317	317	1.614	1.614
625 Rubber Tyre, tyre Cases, tyre Treads, inner Tubes, And Tyre Flaps	0	413	0	1.155
OTHERS	73	90	367	542
<b>SUB TOTAL</b>	<b>391</b>	<b>4.658</b>	<b>1.982</b>	<b>119.292</b>
<b>AMERICAN SAMOA</b>				
263 Cotton	196.564	2.836.929	320.887	4.814.546
723 Civil Engineering And Contractor Plants And Equipments/parts	0	119.860	0	1.446.004
781 Passenger Motor Cars	13.200	145.777	89.460	1.153.589
282 Waste And Scrap Metal Of Iron/steel	0	1.452.527	0	530.172
081 Feeding Stuff For Animals	0	457.521	0	356.535
OTHERS	3.346	360.678	51.964	1.279.182
<b>SUB TOTAL</b>	<b>213.110</b>	<b>5.373.292</b>	<b>462.311</b>	<b>9.580.028</b>
<b>COOK ISLANDS</b>				
716 Rotating Electric Plants And Parts	0	6.888	0	128.640
747 Taps, Cocks, And Valves For Pipes	0	1.740	0	100.008
663 Mineral Manufactures	0	65.063	0	69.629
725 Papermill/pulpmill Machinery And Paper Cutting Machines	0	995	0	39.322
874 Measuring, Checking, Analysing, And Controlling Instrument And App:	0	342	0	16.956

I.6 IMPOR KOMODITI MENURUT NEGARA ASAL / *IMPORT BY COUNTRY OF ORIGIN*  
DAN LIMA GOLONGAN BARANG (SITC) UTAMA / *AND FIVE MAJOR SITC COMMODITY GROUP*  
\*\* NOPEMBER / *NOVEMBER 2008* \*\*

Negara Asal/SITC/Uraian Golongan Barang <i>Country of Origin/SITC/group Description</i>	Berat Bersih / <i>Net Weight (Kg)</i>		Nilai CIF / <i>CIF Value (US\$)</i>	
	Bulan ini <i>Current month</i>	Kumulatif <i>Cum. Jan to date</i>	Bulan ini <i>Current month</i>	Kumulatif <i>Cum. Jan to date</i>
OTHERS	0	34.327	0	46.077
SUB TOTAL	0	109.355	0	400.632
<b>FIJI</b>				
282 Waste And Scrap Metal Of Iron/steel	0	153.620	0	94.994
273 Stone, Sand And Gravel	0	3.487	0	21.001
652 Cotton Fabrics, Woven	0	625	0	1.828
695 Tools For Used In The Hand Or In Machines	0	122	0	1.620
653 Fabrics, Woven, Of Man-made Fibres	0	330	0	953
OTHERS	11	93	134	780
SUB TOTAL	11	158.277	134	121.176
<b>KIRIBATI</b>				
694 Nails, Screws, Nuts, Bolts, Rivets Of Iron/steel Or Copper	0	7	0	414
SUB TOTAL	0	7	0	414
<b>MARSHALL ISLANDS</b>				
893 Article Of Plastics	0	33	0	211
SUB TOTAL	0	33	0	211
<b>SAMOA</b>				
773 Equipment For Distributing Electricity	362	384.311	100	1.562.669
575 Other Plastics In Primary Forms	0	150.600	0	419.400
772 Electrical Apparatus For Making And Breaking Electrical Circuits	168	47.075	2.936	296.114
813 Lighting Fixtures And Fittings	0	50.215	0	222.823
642 Paper And Paperboard Cut To Size/shape And Article Of Papers	0	40.915	0	133.789
OTHERS	140	50.840	1.217	215.856
SUB TOTAL	670	723.956	4.253	2.850.651
<b>SOLOMON ISLANDS</b>				
282 Waste And Scrap Metal Of Iron/steel	0	4.153.960	0	2.256.751
246 Wood In Chips Or Particles And Waste	0	8.606.046	0	936.618
776 Thermionic, Cold Cathode, And Photo Cathode Valves/tubes	0	11	0	47.100
SUB TOTAL	0	12.760.017	0	3.240.469
<b>TONGA</b>				
282 Waste And Scrap Metal Of Iron/steel	0	1.733.000	0	381.260
292 Crude Vegetable Materials	100	3.555	927	20.589
048 Cereal Preparations And Preparations Of Flours/starchs Of Fruit	0	638	0	5.284
058 Fruits, Preserved And Preparations	0	247	0	961
642 Paper And Paperboard Cut To Size/shape And Article Of Papers	0	27	0	693
OTHERS	0	0	0	0
SUB TOTAL	100	1.737.467	927	408.787
<b>TUVALU</b>				
653 Fabrics, Woven, Of Man-made Fibres	0	20.173	0	76.794
772 Electrical Apparatus For Making And Breaking Electrical Circuits	0	9	0	97
SUB TOTAL	0	20.182	0	76.891
<b>CHRISTMAS ISLANDS</b>				
892 Printed Matter	0	45	0	14.700
725 Papermill/pulpmill Machinery And Paper Cutting Machines	0	2.800	0	5.100
874 Measuring, Checking, Analysing, And Controlling Instrument And Appa	0	6	0	88
SUB TOTAL	0	2.851	0	19.888
<b>UNITED STATES MINOR OUTLYING ISLAND</b>				
267 Other Man-made Fibres Suitable For Spinning And Waste	22.520	22.520	85.486	85.486
657 Special Yarns, textile Fabrics	0	7.544	0	26.569



1.6 IMPOR KOMODITI MENURUT NEGARA ASAL / *IMPORT BY COUNTRY OF ORIGIN*  
DAN LIMA GOLONGAN BARANG (SITC) UTAMA / *AND FIVE MAJOR SITC COMMODITY GROUP*  
\*\* NOPEMBER / *NOVEMBER 2008* \*\*

Negara Asal/SITC/Uraian Golongan Barang <i>Country of Origin/SITC/group Description</i>	Berat Bersih / <i>Net Weight (Kg)</i>		Nilai CIF / <i>CIF Value (US\$)</i>	
	Bulan ini <i>Current month</i>	Kumulatif <i>Cum. Jan to date</i>	Bulan ini <i>Current month</i>	Kumulatif <i>Cum. Jan to date</i>
775 Household Type, Electrical/non-electrical Equipments	0	175	0	500
655 Knitted Or Crocheted Fabrics	0	63	0	480
OTHERS	0	0	0	0
<b>SUB TOTAL</b>	<b>22.520</b>	<b>30.302</b>	<b>85.486</b>	<b>113.035</b>
<b>COCOS (KEELING) ISLANDS</b>				
725 Papermill/pulpmill Machinery And Paper Cutting Machines	0	96.146	0	5.286.091
773 Equipment For Distributing Electricity	0	194.801	0	2.946.126
679 Tubes, Pipes, Hollow Profile, Pipe Fitting Of Iron/steel	0	82.484	0	1.224.061
747 Taps, Cocks, And Valves For Pipes	0	12.852	0	882.286
771 Electric Power Machinery And Parts	0	41.607	0	636.022
OTHERS	163	179.237	5.369	945.109
<b>SUB TOTAL</b>	<b>163</b>	<b>607.127</b>	<b>5.369</b>	<b>11.919.695</b>
<b>TOKELAU</b>				
653 Fabrics, Woven, Of Man-made Fibres	0	95	0	2.519
892 Printed Matter	9	9	441	441
842 Women's Coats/jacket, Not Knitted	0	24	0	432
<b>SUB TOTAL</b>	<b>9</b>	<b>128</b>	<b>441</b>	<b>3.392</b>
<b>EAST TIMOR</b>				
071 Coffee And Coffee Substitutes	100.450	1.515.963	163.961	2.798.579
282 Waste And Scrap Metal Of Iron/steel	0	100.000	0	25.708
223 Oil Seeds Use For Extraction Of Other Fixed Vegetable Oils	14.000	42.000	7.000	21.000
716 Rotating Electric Plants And Parts	15.000	15.000	7.260	7.260
057 Fruit And Nut; Fresh Or Dried	0	13.500	0	2.025
OTHERS	0	698	0	1.020
<b>SUB TOTAL</b>	<b>129.450</b>	<b>1.687.161</b>	<b>178.221</b>	<b>2.855.592</b>
<b>UNITED STATES</b>				
792 Aircraft And Associated Equipments And Parts	85.705	1.525.866	17.769.452	757.126.701
222 Oil Seeds Use For Extraction Ofsoft Fixed Vegetable Oils	116.514.294	949.154.177	61.253.881	572.653.914
041 Wheat And Meslin, Unmilled	27.184.509	1.095.629.119	11.137.518	492.059.562
263 Cotton	23.257.549	271.669.072	38.952.885	444.562.730
081 Feeding Stuff For Animals	54.498.959	633.125.292	33.108.192	362.918.999
OTHERS	222.821.915	2.412.067.892	396.966.168	4.706.745.535
<b>SUB TOTAL</b>	<b>444.362.931</b>	<b>5.363.171.418</b>	<b>559.188.096</b>	<b>7.336.067.441</b>
<b>CANADA</b>				
041 Wheat And Meslin, Unmilled	68.933.280	1.229.398.674	30.804.355	551.722.944
562 Fertilizers, Manufactured	29.604.600	845.598.800	29.358.920	539.343.661
251 Pulp And Waste Paper	21.439.511	338.662.394	17.119.029	261.527.242
764 Telecommunication Equipments And Parts	60.493	473.034	2.739.341	53.865.943
782 Motor Vehicle For The Transportation Of Goods	0	1.615.250	0	32.126.994
OTHERS	10.143.868	154.173.358	18.366.649	283.773.193
<b>SUB TOTAL</b>	<b>130.181.752</b>	<b>2.569.921.510</b>	<b>98.388.294</b>	<b>1.722.359.977</b>
<b>MEXICO</b>				
764 Telecommunication Equipments And Parts	4.372	126.365	1.087.322	28.573.192
562 Fertilizers, Manufactured	0	18.404.800	0	14.378.078
288 Non-ferrous Base Metal Waste And Scraps	561.344	3.732.778	2.197.498	13.228.235
752 Automatic Data Processing Machines And Their Units	12.579	85.550	1.682.197	10.816.583
282 Waste And Scrap Metal Of Iron/steel	0	12.806.358	0	6.998.452
OTHERS	2.753.834	18.565.542	8.212.434	65.734.880
<b>SUB TOTAL</b>	<b>3.332.129</b>	<b>53.721.393</b>	<b>13.179.451</b>	<b>139.729.420</b>
<b>GUATEMALA</b>				
282 Waste And Scrap Metal Of Iron/steel	0	1.756.725	0	912.909

I.6 IMPOR KOMODITI MENURUT NEGARA ASAL / *IMPORT BY COUNTRY OF ORIGIN*  
DAN LIMA GOLONGAN BARANG (SITC) UTAMA / *AND FIVE MAJOR SITC COMMODITY GROUP*  
\*\* NOPEMBER / *NOVEMBER 2008* \*\*

Negara Asal/SITC/Uraian Golongan Barang <i>Country of Origin/SITC/group Description</i>	Berat Bersih / <i>Net Weight (Kg)</i>		Nilai CIF / <i>CIF Value (US\$)</i>	
	Bulan ini <i>Current month</i>	Kumulatif <i>Cum. Jan to date</i>	Bulan ini <i>Current month</i>	Kumulatif <i>Cum. Jan to date</i>
634 Veneers,plywood,improved/reconstituted Wood Worked	0	40.002	0	48.513
551 Essential Oils, Perfumes, And Flavour Materials	2	472	2	20.069
685 Lead	0	88.028	0	18.486
724 Textile/leather Machinery And Parts	0	10.323	0	8.963
OTHERS	17	11.481	536	20.960
<b>SUB TOTAL</b>	<b>19</b>	<b>1.907.031</b>	<b>538</b>	<b>1.029.900</b>
<b>HONDURAS</b>				
282 Waste And Scrap Metal Of Iron/steel	0	815.940	0	282.509
248 Wood, simply Worked And Railway Sleeper Of Wood	0	20.852	0	18.862
844 Women's Coats/jackets, Knitted	13	346	398	15.291
845 Articles Of Apparel	2	352	112	14.975
842 Women's Coats/jacket, Not Knitted	0	130	0	10.499
OTHERS	0	836	0	18.947
<b>SUB TOTAL</b>	<b>15</b>	<b>838.456</b>	<b>510</b>	<b>361.083</b>
<b>NICARAGUA</b>				
282 Waste And Scrap Metal Of Iron/steel	0	346.178	0	195.915
748 Transmission Shafts And Cranks	0	2.176	0	67.899
742 Pumps For Liquid And Parts	0	1.437	0	26.279
699 Manufactures Of Base Metals	0	1.092	0	25.939
749 Non-electric Parts And Accessories Of Machineries	0	1.113	0	23.239
OTHERS	1	25.021	6	82.369
<b>SUB TOTAL</b>	<b>1</b>	<b>377.017</b>	<b>6</b>	<b>421.640</b>
<b>PANAMA</b>				
793 Ships, Boats, And Floating Structures	0	9.243.000	0	31.601.616
282 Waste And Scrap Metal Of Iron/steel	0	3.679.080	0	2.258.490
515 Organo-inorganic And Heterocyclic Compounds	0	800	0	79.200
562 Fertilizers, Manufactured	108.000	108.000	69.271	69.271
575 Other Plastics In Primary Forms	0	43.250	0	66.738
OTHERS	10	131.187	319	299.354
<b>SUB TOTAL</b>	<b>108.010</b>	<b>13.205.317</b>	<b>69.590</b>	<b>34.374.669</b>
<b>CUBA</b>				
542 Medicaments, Including Veterinary Medicaments	0	21	0	39.160
287 Ores And Concentrates Of Basemetals	0	56.112	0	38.360
<b>SUB TOTAL</b>	<b>0</b>	<b>56.133</b>	<b>0</b>	<b>77.520</b>
<b>CURACAO</b>				
562 Fertilizers, Manufactured	0	17.529.000	0	17.529.000
759 Parts And Accessories For Machine Of Heading 751 Or 752	0	79.068	0	61.200
653 Fabrics, Woven, Of Man-made Fibres	0	4.296	0	32.214
652 Cotton Fabrics, Woven	0	2.175	0	27.593
772 Electrical Apparatus For Making And Breaking Electrical Circuits	0	7	0	11.213
OTHERS	0	259	0	1.775
<b>SUB TOTAL</b>	<b>0</b>	<b>17.614.805</b>	<b>0</b>	<b>17.662.995</b>
<b>SURINAME</b>				
842 Women's Coats/jacket, Not Knitted	0	70	0	1.516
001 Live Animals Other Than Fish	0	39	0	786
744 Mechanical Handling Equipments And Parts	0	1	0	309
844 Women's Coats/jackets, Knitted	0	1	0	6
<b>SUB TOTAL</b>	<b>0</b>	<b>111</b>	<b>0</b>	<b>2.617</b>
<b>CHILE</b>				
281 Iron Ore And Concentrates	0	835.267.000	0	128.165.753
251 Pulp And Waste Paper	11.094.520	98.650.750	8.214.779	73.684.956
562 Fertilizers, Manufactured	0	9.769.000	0	6.830.745
784 Parts And Accessories Of The Motor Vehicles	85.824	506.731	1.097.465	6.639.771

1.6 IMPOR KOMODITI MENURUT NEGARA ASAL / *IMPORT BY COUNTRY OF ORIGIN*  
DAN LIMA GOLONGAN BARANG (SITC) UTAMA / *AND FIVE MAJOR SITC COMMODITY GROUP*  
\*\* NOPEMBER / *NOVEMBER 2008* \*\*

Negara Asal/SITC/Uraian Golongan Barang <i>Country of Origin/SITC/group Description</i>	Berat Bersih / <i>Net Weight (Kg)</i>		Nilai CIF / <i>CIF Value (US\$)</i>	
	Bulan ini <i>Current month</i>	Kumulatif <i>Cum. Jan to date</i>	Bulan ini <i>Current month</i>	Kumulatif <i>Cum. Jan to date</i>
057 Fruit And Nut; Fresh Or Dried	3.721	3.602.167	3.670	6.428.898
OTHERS	1.330.602	10.351.045	1.697.014	12.572.032
<b>SUB TOTAL</b>	<b>12.514.667</b>	<b>958.146.693</b>	<b>11.012.928</b>	<b>234.322.155</b>
<b>VENEZUELA</b>				
511 Hydrocarbon And Their Halogenated, Nitrated Derivatives	0	9.083.203	0	11.677.543
651 Textile Yarns	0	164.619	0	650.242
514 Nitrogen-function Compounds	13.500	95.500	57.375	405.875
541 Medicinal And Pharmaceutical Products	791	3.045	46.479	151.581
542 Medicaments, Including Veterinary Medicaments	0	6.532	0	55.440
OTHERS	0	41.414	0	121.462
<b>SUB TOTAL</b>	<b>14.291</b>	<b>9.394.313</b>	<b>103.854</b>	<b>13.062.143</b>
<b>ARGENTINA</b>				
081 Feeding Stuff For Animals	103.314.199	957.867.527	44.477.082	465.296.330
041 Wheat And Meslin, Unmilled	1.274.415	78.645.875	521.416	34.515.276
222 Oil Seeds Use For Extraction Ofsoft Fixed Vegetable Oils	1.941.005	45.037.930	1.234.815	28.300.102
022 Milk,cream, And Milk Products Other Than Butter Or Cheese	150.000	3.575.000	380.064	9.881.463
679 Tubes, Pipes, Hollow Profile, Pipe Fitting Of Iron/steel	189.995	3.259.344	516.007	7.934.874
OTHERS	1.212.442	23.299.370	2.005.525	22.659.187
<b>SUB TOTAL</b>	<b>108.082.056</b>	<b>1.111.685.046</b>	<b>49.134.909</b>	<b>568.587.232</b>
<b>BRAZIL</b>				
672 Ingots And Other Iron/steel In Primary Forms	81.378.454	465.112.286	83.716.572	367.697.178
081 Feeding Stuff For Animals	14.977.922	400.803.245	6.974.878	194.370.479
281 Iron Ore And Concentrates	0	834.958.000	0	138.500.283
263 Cotton	15.322.366	77.044.618	24.380.041	119.151.104
671 Pig Iron,spiegeleisen,sponge Iron, And Ferro-alloys	126.000	127.883.847	265.644	73.874.089
OTHERS	10.292.187	177.498.803	24.690.530	360.727.460
<b>SUB TOTAL</b>	<b>122.096.929</b>	<b>2.083.300.799</b>	<b>140.027.665</b>	<b>1.254.320.593</b>
<b>COLOMBIA</b>				
591 Disinfectants, Insecticides, And Fungicides Put In Forms	174.615	789.045	396.454	1.779.860
513 Carboxylic Acids,and Their Anhydrides,halides,peroxides	260.000	697.499	325.000	842.663
282 Waste And Scrap Metal Of Iron/steel	156.050	707.215	99.092	464.982
575 Other Plastics In Primary Forms	34.000	185.804	93.315	443.339
081 Feeding Stuff For Animals	0	425.000	0	401.625
OTHERS	33.555	414.401	258.374	1.571.904
<b>SUB TOTAL</b>	<b>658.220</b>	<b>3.218.964</b>	<b>1.172.235</b>	<b>5.504.373</b>
<b>BOLIVIA</b>				
522 Inorganic Chemical Elements, Oxides And Halogen Salts	0	672.000	0	460.344
248 Wood,simply Worked And Railway Sleeper Of Wood	0	33.532	0	49.718
679 Tubes, Pipes, Hollow Profile, Pipe Fitting Of Iron/steel	0	1	0	29
<b>SUB TOTAL</b>	<b>0</b>	<b>705.533</b>	<b>0</b>	<b>510.091</b>
<b>URUGUAY</b>				
679 Tubes, Pipes, Hollow Profile, Pipe Fitting Of Iron/steel	0	578.883	0	1.455.497
251 Pulp And Waste Paper	0	1.938.724	0	1.445.518
248 Wood,simply Worked And Railway Sleeper Of Wood	440.424	3.209.708	207.755	1.331.079
036 Crustaceans, Molluscs, And Aquatic Invertebrates	0	1.443.039	0	848.367
057 Fruit And Nut; Fresh Or Dried	0	406.500	0	350.469
OTHERS	7	274.592	144	660.218
<b>SUB TOTAL</b>	<b>440.431</b>	<b>7.851.446</b>	<b>207.899</b>	<b>6.091.148</b>
<b>PARAGUAY</b>				
611 Leathers	118.568	1.059.121	117.975	1.284.828
551 Essential Oils, Perfumes, And Flavour Materials	0	3.899	0	53.238

I.6 IMPOR KOMODITI MENURUT NEGARA ASAL / *IMPORT BY COUNTRY OF ORIGIN*  
DAN LIMA GOLONGAN BARANG (SITC) UTAMA / *AND FIVE MAJOR SITC COMMODITY GROUP*  
\*\* NOPEMBER / *NOVEMBER 2008* \*\*

Negara Asal/SITC/Uraian Golongan Barang <i>Country of Origin/SITC/group Description</i>	Berat Bersih / <i>Net Weight (Kg)</i>		Nilai CIF / <i>CIF Value (US\$)</i>	
	Bulan ini <i>Current month</i>	Kumulatif <i>Cum. Jan to date</i>	Bulan ini <i>Current month</i>	Kumulatif <i>Cum. Jan to date</i>
635 Wood Manufactures	0	24.110	0	8.921
776 Thermionic, Cold Cathode, And Photo Cathode Valves/tubes	0	142	0	4.332
743 Pumps, Compressors, Fans, Blowers, Centrifuges, And Parts	0	1	0	1.519
OTHERS	0	106	0	898
<b>SUB TOTAL</b>	<b>118.568</b>	<b>1.087.379</b>	<b>117.975</b>	<b>1.353.736</b>
<b>ECUADOR</b>				
081 Feeding Stuff For Animals	251.580	1.509.102	243.998	1.603.657
282 Waste And Scrap Metal Of Iron/steel	0	3.216.435	0	1.377.729
071 Coffee And Coffee Substitutes	0	135.000	0	1.055.700
292 Crude Vegetable Materials	0	320.200	0	330.320
673 Flat Rolled Products, Not Clad	0	113.905	0	324.099
OTHERS	494.174	608.762	221.826	865.886
<b>SUB TOTAL</b>	<b>745.754</b>	<b>5.903.404</b>	<b>465.824</b>	<b>5.557.391</b>
<b>PERU</b>				
081 Feeding Stuff For Animals	2.576.010	28.920.645	2.856.317	30.202.458
057 Fruit And Nut; Fresh Or Dried	0	1.086.507	0	1.943.871
411 Animal Oils And Fats	24.540	514.400	40.688	782.525
248 Wood, simply Worked And Railway Sleeper Of Wood	45.030	257.282	77.417	382.316
523 Metallicsalts And Peroxysalts	0	100.800	0	276.192
OTHERS	120	320.738	6.503	870.307
<b>SUB TOTAL</b>	<b>2.645.700</b>	<b>31.200.372</b>	<b>2.980.925</b>	<b>34.457.669</b>
<b>GUYANA</b>				
282 Waste And Scrap Metal Of Iron/steel	249.250	499.265	154.535	309.545
278 Other Crude Minerals	0	140.000	0	75.376
759 Parts And Accessories For Machine Of Heading 751 Or 752	0	20.327	0	20.820
285 Aluminium Ores And Concentrates	0	20.000	0	11.208
<b>SUB TOTAL</b>	<b>249.250</b>	<b>679.592</b>	<b>154.535</b>	<b>416.949</b>
<b>TRINIDAD AND TOBAGO</b>				
671 Pig Iron, spiegeleisen, sponge Iron, And Ferro-alloys	0	58.984.540	0	34.707.516
251 Pulp And Waste Paper	172.090	1.688.322	45.911	411.178
282 Waste And Scrap Metal Of Iron/steel	82.310	565.105	44.606	291.400
742 Pumps For Liquid And Parts	0	8	0	7
<b>SUB TOTAL</b>	<b>254.400</b>	<b>61.237.975</b>	<b>90.517</b>	<b>35.410.101</b>
<b>BAHAMAS</b>				
282 Waste And Scrap Metal Of Iron/steel	866.649	3.682.677	326.390	1.602.694
851 Footwears	3.435	5.321	26.202	40.622
248 Wood, simply Worked And Railway Sleeper Of Wood	22.225	22.225	28.070	28.070
771 Electric Power Machinery And Parts	0	20	0	291
<b>SUB TOTAL</b>	<b>892.309</b>	<b>3.710.243</b>	<b>380.662</b>	<b>1.671.677</b>
<b>JAMAICA</b>				
282 Waste And Scrap Metal Of Iron/steel	0	640.266	0	279.490
775 Household Type, Electrical/non-electrical Equipments	0	2.175	0	24.946
071 Coffee And Coffee Substitutes	0	210	0	11.970
842 Women's Coats/jacket, Not Knitted	24	94	340	3.300
713 Internal Combustion Piston Engines And Parts	0	25	0	2.856
OTHERS	0	40	0	162
<b>SUB TOTAL</b>	<b>24</b>	<b>642.810</b>	<b>340</b>	<b>322.724</b>
<b>PUERTO RICO</b>				
282 Waste And Scrap Metal Of Iron/steel	5.356.326	11.977.040	1.407.930	4.438.328
515 Organo-inorganic And Heterocyclic Compounds	0	6.680	0	3.384.304
764 Telecommunication Equipments And Parts	0	33.887	0	1.357.993

I.6 IMPOR KOMODITI MENURUT NEGARA ASAL / *IMPORT BY COUNTRY OF ORIGIN*  
DAN LIMA GOLONGAN BARANG (SITC) UTAMA / *AND FIVE MAJOR SITC COMMODITY GROUP*  
\*\* NOPEMBER / *NOVEMBER 2008* \*\*

Negara Asal/SITC/Uraian Golongan Barang <i>Country of Origin/SITC/group Description</i>	Berat Bersih / <i>Net Weight (Kg)</i>		Nilai CIF / <i>CIF Value (US\$)</i>	
	Bulan ini <i>Current month</i>	Kumulatif <i>Cum. Jan to date</i>	Bulan ini <i>Current month</i>	Kumulatif <i>Cum. Jan to date</i>
541 Medicinal And Pharmaceutical Products	0	17.642	0	960.464
542 Medicaments, Including Veterinary Medicaments	0	1.983	0	749.548
OTHERS	1.301	14.170	79.573	980.255
<b>SUB TOTAL</b>	<b>5.357.627</b>	<b>12.051.402</b>	<b>1.487.503</b>	<b>11.870.892</b>
<b>BELIZE</b>				
793 Ships, Boats, And Floating Structures	947.000	947.000	7.695.745	7.695.745
671 Pig Iron, spiegeleisen, sponge Iron, And Ferro-alloys	0	126.000	0	257.137
081 Feeding Stuff For Animals	0	20.000	0	34.000
697 Household Equipment Of Base Metals	0	17.532	0	18.883
<b>SUB TOTAL</b>	<b>947.000</b>	<b>1.110.532</b>	<b>7.695.745</b>	<b>8.005.765</b>
<b>DOMINICAN REPUBLIC</b>				
282 Waste And Scrap Metal Of Iron/steel	1.066.000	9.753.168	530.256	4.377.206
541 Medicinal And Pharmaceutical Products	388	546	42.954	53.695
774 Electrical Apparatus For Medical Purposes And Radiological Apparatu	18	379	2.611	38.358
772 Electrical Apparatus For Making And Breaking Electrical Circuits	0	599	0	23.473
121 Tobacco, Unmanufactured And Refused	0	220	0	11.891
OTHERS	6	352	404	12.210
<b>SUB TOTAL</b>	<b>1.066.412</b>	<b>9.755.264</b>	<b>576.225</b>	<b>4.516.833</b>
<b>EL SALVADOR</b>				
251 Pulp And Waste Paper	0	517.644	0	553.705
282 Waste And Scrap Metal Of Iron/steel	0	763.997	0	388.241
542 Medicaments, Including Veterinary Medicaments	0	1.250	0	25.320
844 Women's Coats/jackets, Knitted	0	12	0	496
843 Men's Coats/jackets, Knitted	0	11	0	457
OTHERS	0	16	0	541
<b>SUB TOTAL</b>	<b>0</b>	<b>1.282.930</b>	<b>0</b>	<b>968.760</b>
<b>COSTA RICA</b>				
223 Oil Seeds Use For Extraction Of Other Fixed Vegetable Oils	1.061	34.406	195.000	5.819.782
282 Waste And Scrap Metal Of Iron/steel	359.005	8.451.744	153.401	4.837.380
759 Parts And Accessories For Machine Of Heading 751 Or 752	443	3.644	176.433	923.860
611 Leathers	7.164	16.839	99.999	243.499
248 Wood, simply Worked And Railway Sleeper Of Wood	0	126.000	0	125.688
OTHERS	214	7.524	1.145	107.192
<b>SUB TOTAL</b>	<b>367.887</b>	<b>8.640.157</b>	<b>625.978</b>	<b>12.057.401</b>
<b>HAITI</b>				
724 Textile/leather Machinery And Parts	0	35.200	0	162.961
685 Lead	0	211.957	0	44.511
551 Essential Oils, Perfumes, And Flavour Materials	0	326	0	12.699
844 Women's Coats/jackets, Knitted	0	6	0	242
845 Articles Of Apparel	0	2	0	102
OTHERS	2	3	47	94
<b>SUB TOTAL</b>	<b>2</b>	<b>247.494</b>	<b>47</b>	<b>220.609</b>
<b>BARBADOS</b>				
282 Waste And Scrap Metal Of Iron/steel	40.400	607.615	8.526	262.743
784 Parts And Accessories Of The Motor Vehicles	0	259	0	2.148
629 Articles Of Rubbers	0	3	0	22
874 Measuring, Checking, Analysing, And Controlling Instrument And Appa	1	1	20	20
<b>SUB TOTAL</b>	<b>40.401</b>	<b>607.878</b>	<b>8.546</b>	<b>264.933</b>
<b>ANTIGUA AND BARBUDA</b>				
743 Pumps, Compressors, Fans, Blowers, Centrifuges, And Parts	0	4.908	0	35.120
741 Heating And Cooling Equipments And Parts	0	330	0	2.362
679 Tubes, Pipes, Hollow Profile, Pipe Fitting Of Iron/steel	0	1.665	0	2.136
711 Steam And Other Vapour Generating Boilers And Parts	0	12	0	230

I.6 IMPOR KOMODITI MENURUT NEGARA ASAL / *IMPORT BY COUNTRY OF ORIGIN*  
DAN LIMA GOLONGAN BARANG (SITC) UTAMA / *AND FIVE MAJOR SITC COMMODITY GROUP*  
\*\* NOPEMBER / *NOVEMBER 2008* \*\*

Negara Asal/SITC/Uraian Golongan Barang <i>Country of Origin/SITC/group Description</i>	Berat Bersih / <i>Net Weight (Kg)</i>		Nilai CIF / <i>CIF Value (US\$)</i>	
	Bulan ini <i>Current month</i>	Kumulatif <i>Cum. Jan to date</i>	Bulan ini <i>Current month</i>	Kumulatif <i>Cum. Jan to date</i>
761 Television Receivers	0	13	0	194
OTHERS	0	1	0	11
SUB TOTAL	0	6.929	0	40.053
<b>ANGUILLA</b>				
023 Butter And Other Fats From Milk	0	1	0	9
SUB TOTAL	0	1	0	9
<b>ARUBA</b>				
713 Internal Combustion Piston Engines And Parts	0	37	0	1.289
SUB TOTAL	0	37	0	1.289
<b>CAPE VERDE</b>				
752 Automatic Data Processing Machines And Their Units	0	141	0	7.987
841 Men's Coats/jackets, Not Knitted	0	62	0	4.685
723 Civil Engineering And Contractor Plants And Equipments/parts	0	185	0	2.916
SUB TOTAL	0	388	0	15.588
<b>DOMINICA</b>				
724 Textile/leather Machinery And Parts	0	2.800	0	21.983
772 Electrical Apparatus For Making And Breaking Electrical Circuits	0	56	0	1.906
771 Electric Power Machinery And Parts	2	2	352	352
716 Rotating Electric Plants And Parts	0	1	0	116
759 Parts And Accessories For Machine Of Heading 751 Or 752	0	1	0	90
OTHERS	0	0	0	0
SUB TOTAL	2	2.860	352	24.447
<b>FALKLAND ISLANDS (MALVINAS)</b>				
653 Fabrics, Woven, Of Man-made Fibres	0	5.202	0	96.183
611 Leathers	0	213	0	8.483
SUB TOTAL	0	5.415	0	104.666
<b>FRENCH GUIANA</b>				
778 Electrical Machinery And Apparatus	0	110	0	3.451
679 Tubes, Pipes, Hollow Profile, Pipe Fitting Of Iron/steel	0	27	0	647
SUB TOTAL	0	137	0	4.098
<b>FRENCH POLYNESIA</b>				
034 Fish, Fresh, Chilled Or Frozen	0	30.405	0	15.507
893 Article Of Plastics	0	15	0	191
775 Household Type, Electrical/non-electrical Equipments	0	4	0	63
SUB TOTAL	0	30.424	0	15.761
<b>GRENADA</b>				
662 Clay And Refractory Construction Materials	0	40.000	0	28.758
699 Manufactures Of Base Metals	0	2.240	0	17.207
SUB TOTAL	0	42.240	0	45.965
<b>NETHERLANDS ANTILLES</b>				
744 Mechanical Handling Equipments And Parts	0	10.240	0	254.233
778 Electrical Machinery And Apparatus	0	15.896	0	154.042
651 Textile Yarns	0	2.150	0	66.647
679 Tubes, Pipes, Hollow Profile, Pipe Fitting Of Iron/steel	0	16.821	0	55.533
874 Measuring, Checking, Analysing, And Controlling Instrument And App:	16	574	13.390	55.171
OTHERS	217	98.345	6.686	142.818

I.6 IMPOR KOMODITI MENURUT NEGARA ASAL / *IMPORT BY COUNTRY OF ORIGIN*  
 DAN LIMA GOLONGAN BARANG (SITC) UTAMA / *AND FIVE MAJOR SITC COMMODITY GROUP*  
 \*\* NOPEMBER / *NOVEMBER 2008* \*\*

Negara Asal/SITC/Uraian Golongan Barang <i>Country of Origin/SITC/group Description</i>	Berat Bersih / <i>Net Weight (Kg)</i>		Nilai CIF / <i>CIF Value (US\$)</i>	
	Bulan ini <i>Current month</i>	Kumulatif <i>Cum. Jan to date</i>	Bulan ini <i>Current month</i>	Kumulatif <i>Cum. Jan to date</i>
SUB TOTAL	233	144.026	20.076	728.444
<b>NORFOLK ISLANDS</b>				
651 Textile Yarns	20.636	41.437	93.480	182.510
282 Waste And Scrap Metal Of Iron/steel	0	122.297	0	50.753
531 Synthetic Organic; Colouring Matter	8.749	8.749	29.762	29.762
821 Furnitures And Parts	1.932	8.207	4.508	24.712
533 Pigments, Paints, Varnishes, And Related Materials	3.557	3.557	12.100	12.100
OTHERS	20.767	20.767	8.790	8.790
SUB TOTAL	55.641	205.014	148.640	308.627
<b>SAINT LUCIA</b>				
778 Electrical Machinery And Apparatus	1.080	4.288	45.276	94.212
282 Waste And Scrap Metal Of Iron/steel	0	82.300	0	35.153
772 Electrical Apparatus For Making And Breaking Electrical Circuits	0	1.434	0	13.962
874 Measuring, Checking, Analysing, And Controlling Instrument And App:	0	203	0	6.958
582 Plates, Sheets, And Film Of Plastics	0	415	0	4.049
OTHERS	0	0	0	0
SUB TOTAL	1.080	88.640	45.276	154.334
<b>SAN MARINO</b>				
723 Civil Engineering And Contractor Plants And Equipments/parts	38	38	4.602	4.602
SUB TOTAL	38	38	4.602	4.602
<b>GUADELOUPE</b>				
685 Lead	0	50.000	0	49.000
748 Transmission Shafts And Cranks	0	12	0	265
SUB TOTAL	0	50.012	0	49.265
<b>UNITED KINGDOM</b>				
793 Ships, Boats, And Floating Structures	416	7.132.145	16.010	135.967.614
251 Pulp And Waste Paper	29.849.844	317.683.655	8.390.908	86.346.104
782 Motor Vehicle For The Transportation Of Goods	227.656	8.719.460	2.125.712	84.055.606
282 Waste And Scrap Metal Of Iron/steel	1.436.360	87.637.096	849.977	56.977.589
716 Rotating Electric Plants And Parts	83.066	2.166.813	954.417	28.696.147
OTHERS	8.596.575	108.259.592	42.392.442	588.801.624
SUB TOTAL	40.193.917	531.598.761	54.729.466	980.844.684
<b>NETHERLANDS</b>				
251 Pulp And Waste Paper	7.504.960	225.402.168	1.595.527	53.094.344
098 Edible Products And Preparations	916.583	7.377.563	6.081.819	42.012.894
022 Milk,cream, And Milk Products Other Than Butter Or Cheese	712.078	13.214.445	1.623.603	41.127.412
515 Organo-inorganic And Heterocyclic Compounds	31.552	13.001.759	154.405	33.986.915
728 Other Machines And Equipment Specialized For Particular Industry	7.233	417.921	364.463	20.959.609
OTHERS	10.072.857	112.848.767	28.368.907	373.304.662
SUB TOTAL	19.245.263	372.262.623	38.188.724	564.485.836
<b>FRANCE</b>				
792 Aircraft And Associated Equipments And Parts	199	333.818	134.115	255.772.067
772 Electrical Apparatus For Making And Breaking Electrical Circuits	318.349	3.276.183	9.300.206	78.317.118
723 Civil Engineering And Contractor Plants And Equipments/parts	269.722	5.530.634	2.494.769	56.645.568
773 Equipment For Distributing Electricity	971.648	2.067.858	8.534.846	54.210.874
679 Tubes, Pipes, Hollow Profile, Pipe Fitting Of Iron/steel	1.326.037	12.006.561	3.654.283	33.397.637
OTHERS	28.289.710	235.647.702	81.235.902	654.441.366
SUB TOTAL	31.175.665	258.862.756	105.354.121	1.132.784.630
<b>GERMANY, FED. REP. OF</b>				
764 Telecommunication Equipments And Parts	270.444	2.894.907	14.539.649	344.293.250

I.6 IMPOR KOMODITI MENURUT NEGARA ASAL / *IMPORT BY COUNTRY OF ORIGIN*  
DAN LIMA GOLONGAN BARANG (SITC) UTAMA / *AND FIVE MAJOR SITC COMMODITY GROUP*  
\*\* NOPEMBER / *NOVEMBER 2008* \*\*

Negara Asal/SITC/Uraian Golongan Barang <i>Country of Origin/SITC/group Description</i>	Berat Bersih / <i>Net Weight (Kg)</i>		Nilai CIF / <i>CIF Value (US\$)</i>	
	Bulan ini <i>Current month</i>	Kumulatif <i>Cum. Jan to date</i>	Bulan ini <i>Current month</i>	Kumulatif <i>Cum. Jan to date</i>
728 Other Machines And Equipment Specialized For Particular Industry	476.787	4.764.904	10.634.608	149.208.466
793 Ships, Boats, And Floating Structures	14	14.204.285	344	109.716.819
741 Heating And Cooling Equipments And Parts	566.079	3.344.309	5.770.626	97.026.976
772 Electrical Apparatus For Making And Breaking Electrical Circuits	183.456	2.065.307	6.629.258	87.997.444
OTHERS	54.060.901	690.469.792	169.805.761	2.112.713.140
<b>SUB TOTAL</b>	<b>55.557.681</b>	<b>717.743.504</b>	<b>207.380.246</b>	<b>2.900.956.095</b>
<b>AUSTRIA</b>				
776 Thermionic, Cold Cathode, And Photo Cathode Valves/tubes	21.558	340.488	9.119.870	145.292.802
716 Rotating Electric Plants And Parts	19.585	772.484	531.172	24.039.216
641 Papers And Paperboards	1.388.356	4.640.437	2.605.455	16.461.439
642 Paper And Paperboard Cut To Size/shape And Article Of Papers	426.678	3.011.415	1.435.155	13.136.631
742 Pumps For Liquid And Parts	30.385	217.095	2.070.344	9.062.831
OTHERS	2.232.721	33.867.778	7.961.334	128.264.957
<b>SUB TOTAL</b>	<b>4.119.283</b>	<b>42.849.697</b>	<b>23.723.330</b>	<b>336.257.876</b>
<b>BELGIUM</b>				
515 Organo-inorganic And Heterocyclic Compounds	1.185.862	15.864.010	6.837.013	60.525.568
716 Rotating Electric Plants And Parts	48.577	846.068	561.053	47.262.392
046 Meal And Flour Of Wheat And Flour Of Meslin	7.031.500	63.133.500	3.884.234	35.170.571
251 Pulp And Waste Paper	2.661.500	141.387.009	558.388	32.710.196
724 Textile/leather Machinery And Parts	143.277	1.516.318	1.819.360	25.549.301
OTHERS	11.638.840	139.659.661	27.612.107	388.349.202
<b>SUB TOTAL</b>	<b>22.709.556</b>	<b>362.406.566</b>	<b>41.272.155</b>	<b>589.567.230</b>
<b>SWITZERLAND</b>				
764 Telecommunication Equipments And Parts	40.489	1.195.172	2.813.644	89.070.376
724 Textile/leather Machinery And Parts	43.887	1.489.113	1.043.395	41.173.489
714 Engines And Motors, Non-electric And Parts	903	82.250	294.019	35.662.702
551 Essential Oils, Perfumes, And Flavour Materials	101.253	862.774	3.019.046	26.893.017
251 Pulp And Waste Paper	7.051.548	32.851.773	4.826.902	22.291.145
OTHERS	3.356.797	50.603.893	23.972.132	317.788.279
<b>SUB TOTAL</b>	<b>10.594.877</b>	<b>87.084.975</b>	<b>35.969.138</b>	<b>532.879.008</b>
<b>LUXEMBOURG</b>				
676 Iron/steel Bars, Rods, Angels, Shaped And Sections	0	1.575.201	0	2.425.823
121 Tobacco, Unmanufactured And Refused	7.434	454.419	143.570	1.798.058
749 Non-electric Parts And Accessories Of Machineries	16	96.330	247	1.257.473
741 Heating And Cooling Equipments And Parts	15.129	39.191	142.710	252.820
553 Perfumery, Cosmetics, And Toilet Preparations	64	13.270	1.099	216.553
OTHERS	8.218	559.684	209.344	805.467
<b>SUB TOTAL</b>	<b>30.861</b>	<b>2.738.095</b>	<b>496.970</b>	<b>6.756.194</b>
<b>MONACO</b>				
542 Medicaments, Including Veterinary Medicaments	68	430	47.327	385.168
553 Perfumery, Cosmetics, And Toilet Preparations	590	4.107	20.382	139.458
575 Other Plastics In Primary Forms	1.128	5.109	16.815	53.154
592 Starches, Inulin, And Wheat Glutenal Buminoidal Substances; Glues	0	50.000	0	24.350
774 Electrical Apparatus For Medical Purposes And Radiological Apparatu	0	264	0	12.331
OTHERS	67	4.164	996	40.107
<b>SUB TOTAL</b>	<b>1.853</b>	<b>64.074</b>	<b>85.520</b>	<b>654.568</b>
<b>DENMARK</b>				
098 Edible Products And Preparations	172.973	2.234.446	1.304.208	18.141.330
022 Milk,cream, And Milk Products Other Than Butter Or Cheese	264.000	2.980.725	1.243.200	15.690.003
542 Medicaments, Including Veterinary Medicaments	31.892	78.834	1.146.879	8.287.488
741 Heating And Cooling Equipments And Parts	7.618	138.139	164.665	3.866.853
727 Food Processing Machines And Parts	20.479	72.881	1.068.520	3.702.247
OTHERS	873.015	6.186.619	3.677.661	43.994.022



I.6 IMPOR KOMODITI MENURUT NEGARA ASAL / *IMPORT BY COUNTRY OF ORIGIN*  
 DAN LIMA GOLONGAN BARANG (SITC) UTAMA / *AND FIVE MAJOR SITC COMMODITY GROUP*  
 \*\* NOPEMBER / *NOVEMBER 2008* \*\*

Negara Asal/SITC/Uraian Golongan Barang <i>Country of Origin/SITC/group Description</i>	Berat Bersih / <i>Net Weight (Kg)</i>		Nilai CIF / <i>CIF Value (US\$)</i>	
	Bulan ini <i>Current month</i>	Kumulatif <i>Cum. Jan to date</i>	Bulan ini <i>Current month</i>	Kumulatif <i>Cum. Jan to date</i>
SUB TOTAL	1.369.977	11.691.644	8.605.133	93.681.943
<b>NORWAY</b>				
562 Fertilizers, Manufactured	1.590.630	77.453.888	1.324.993	52.986.355
744 Mechanical Handling Equipments And Parts	1	628.795	9	12.002.933
713 Internal Combustion Piston Engines And Parts	839	441.712	146.665	10.235.426
772 Electrical Apparatus For Making And Breaking Electrical Circuits	36.201	112.824	524.770	6.622.274
598 Miscellaneous Chemical Products	932.296	5.222.895	1.051.050	5.745.378
OTHERS	2.477.219	24.917.339	4.006.637	60.688.936
SUB TOTAL	5.037.186	108.777.453	7.054.124	148.281.302
<b>SWEDEN</b>				
764 Telecommunication Equipments And Parts	395.224	3.765.656	37.932.755	520.108.902
251 Pulp And Waste Paper	2.327.692	93.958.715	1.584.823	76.286.530
725 Papermill/pulpmill Machinery And Paper Cutting Machines	199.800	4.275.290	724.359	69.411.998
782 Motor Vehicle For The Transportation Of Goods	480.651	5.146.382	4.246.794	50.153.785
641 Papers And Paperboards	3.113.298	32.734.242	3.088.875	35.924.130
OTHERS	2.727.003	37.628.117	18.025.695	231.742.124
SUB TOTAL	9.243.668	177.508.402	65.603.301	983.627.469
<b>FINLAND</b>				
764 Telecommunication Equipments And Parts	28.695	897.086	3.445.398	157.379.609
713 Internal Combustion Piston Engines And Parts	115.451	744.714	2.599.407	22.908.588
725 Papermill/pulpmill Machinery And Paper Cutting Machines	13.709	1.200.408	399.511	20.059.821
641 Papers And Paperboards	1.277.910	19.210.481	1.319.634	17.355.275
251 Pulp And Waste Paper	0	19.064.687	0	14.209.308
OTHERS	1.873.713	24.556.083	12.972.246	115.009.748
SUB TOTAL	3.309.478	65.673.459	20.736.196	346.922.349
<b>IRELAND</b>				
792 Aircraft And Associated Equipments And Parts	96.000	96.068	35.170.000	35.257.647
098 Edible Products And Preparations	41.103	1.137.013	1.100.635	16.927.539
022 Milk,cream, And Milk Products Other Than Butter Or Cheese	196.000	3.896.761	651.222	13.900.628
752 Automatic Data Processing Machines And Their Units	2.715	49.304	582.684	13.216.394
551 Essential Oils, Perfumes, And Flavour Materials	61.123	895.874	627.295	9.722.856
OTHERS	59.350	16.033.347	1.878.312	30.249.627
SUB TOTAL	456.291	22.108.367	40.010.148	119.274.691
<b>ITALY</b>				
728 Other Machines And Equipment Specialized For Particular Industry	572.488	3.170.630	7.800.876	65.738.708
723 Civil Engineering And Contractor Plants And Equipments/parts	1.907.980	20.216.688	4.987.119	59.751.457
764 Telecommunication Equipments And Parts	51.746	655.484	2.839.690	49.390.137
745 Other Non-electical Machinery, Tools, And Mechanical Apparatus	76.412	1.053.043	1.654.732	45.700.310
743 Pumps, Compressors, Fans, Blowers, Centrifuges, And Parts	82.736	1.248.409	921.503	38.205.758
OTHERS	12.024.747	182.192.902	48.538.553	652.927.487
SUB TOTAL	14.716.109	208.537.156	66.742.473	911.713.857
<b>SPAIN</b>				
691 Structures And Parts Of Iron/steel Or Aluminium	0	7.327.329	0	27.602.952
533 Pigments, Paints, Varnishes, And Related Materials	712.174	14.332.686	903.518	21.668.891
679 Tubes, Pipes, Hollow Profile, Pipe Fitting Of Iron/steel	30.064	3.016.689	201.300	14.780.156
684 Alumunium	792.244	3.984.223	2.092.463	10.931.030
772 Electrical Apparatus For Making And Breaking Electrical Circuits	30.981	320.660	728.991	9.123.405
OTHERS	2.424.746	46.413.369	11.403.227	155.970.740
SUB TOTAL	3.990.209	75.394.956	15.329.499	240.077.174
<b>PORTUGAL</b>				
845 Articles Of Apparel	2.440	44.237	106.170	2.274.222

I.6 IMPOR KOMODITI MENURUT NEGARA ASAL / *IMPORT BY COUNTRY OF ORIGIN*  
DAN LIMA GOLONGAN BARANG (SITC) UTAMA / *AND FIVE MAJOR SITC COMMODITY GROUP*  
\*\* NOPEMBER / *NOVEMBER 2008* \*\*

Negara Asal/SITC/Uraian Golongan Barang <i>Country of Origin/SITC/group Description</i>	Berat Bersih / <i>Net Weight (Kg)</i>		Nilai CIF / <i>CIF Value (US\$)</i>	
	Bulan ini <i>Current month</i>	Kumulatif <i>Cum. Jan to date</i>	Bulan ini <i>Current month</i>	Kumulatif <i>Cum. Jan to date</i>
844 Women's Coats/jackets, Knitted	534	14.530	23.857	792.116
697 Household Equipment Of Base Metals	0	186.393	0	545.340
841 Men's Coats/jackets, Not Knitted	346	9.673	15.098	522.628
842 Women's Coats/jacket, Not Knitted	511	7.084	25.515	514.840
OTHERS	54.098	2.450.714	279.350	4.193.535
<b>SUB TOTAL</b>	<b>57.929</b>	<b>2.712.631</b>	<b>449.990</b>	<b>8.842.681</b>
<b>ICELAND</b>				
752 Automatic Data Processing Machines And Their Units	0	66	0	1.121.618
278 Other Crude Minerals	0	8.296.288	0	751.656
542 Medicaments, Including Veterinary Medicaments	0	978	0	211.917
411 Animal Oils And Fats	6.840	32.368	25.764	189.626
515 Organo-inorganic And Heterocyclic Compounds	15.001	15.001	48.169	48.169
OTHERS	136	275.926	1.916	145.477
<b>SUB TOTAL</b>	<b>21.977</b>	<b>8.620.627</b>	<b>75.849</b>	<b>2.468.463</b>
<b>MONTserrat</b>				
652 Cotton Fabrics, Woven	360	360	3.325	3.325
749 Non-electric Parts And Accessories Of Machineries	0	4	0	180
<b>SUB TOTAL</b>	<b>360</b>	<b>364</b>	<b>3.325</b>	<b>3.505</b>
<b>GREECE</b>				
263 Cotton	1.189.985	4.581.160	1.994.850	9.896.521
121 Tobacco, Unmanufactured And Refused	0	1.010.143	0	5.115.872
251 Pulp And Waste Paper	492.280	11.421.417	131.393	2.649.723
724 Textile/leather Machinery And Parts	700	87.106	28.016	1.574.100
662 Clay And Refractory Construction Materials	7.620	328.747	46.605	984.769
OTHERS	177.102	2.576.597	175.789	4.302.182
<b>SUB TOTAL</b>	<b>1.867.687</b>	<b>20.005.170</b>	<b>2.376.653</b>	<b>24.523.167</b>
<b>VATICAN CITY STATE (HOLY SEE)</b>				
873 Meters And Counters	0	5.449	0	58.540
894 Baby Carriages, Toys, Games, And Sporting Goods	0	75	0	78
<b>SUB TOTAL</b>	<b>0</b>	<b>5.524</b>	<b>0</b>	<b>58.618</b>
<b>ANDORRA</b>				
778 Electrical Machinery And Apparatus	0	789	0	4.420
695 Tools For Used In The Hand Or In Machines	0	1	0	131
<b>SUB TOTAL</b>	<b>0</b>	<b>790</b>	<b>0</b>	<b>4.551</b>
<b>LIECHTENSTEIN</b>				
121 Tobacco, Unmanufactured And Refused	0	198.000	0	463.777
728 Other Machines And Equipment Specialized For Particular Industry	0	1.750	0	99.859
725 Papermill/pulpmill Machinery And Paper Cutting Machines	0	475	0	54.498
522 Inorganic Chemical Elements, Oxides And Halogen Salts	0	29	0	6.782
772 Electrical Apparatus For Making And Breaking Electrical Circuits	0	71	0	1.718
OTHERS	15	121	199	3.215
<b>SUB TOTAL</b>	<b>15</b>	<b>200.446</b>	<b>199</b>	<b>629.849</b>
<b>DEMOCRATIC REPUBLIC OF THE CONGO</b>				
121 Tobacco, Unmanufactured And Refused	0	99.000	0	237.600
247 Wood In The Rough Or Roughly Squared	0	44.313	0	34.466
223 Oil Seeds Use For Extraction Of Other Fixed Vegetable Oils	0	68.000	0	34.000
634 Veneers,plywood,improved/reconstituted Wood Worked	0	1.150	0	4.079
057 Fruit And Nut; Fresh Or Dried	0	13.500	0	2.025
OTHERS	2	2	287	287
<b>SUB TOTAL</b>	<b>2</b>	<b>225.965</b>	<b>287</b>	<b>312.457</b>

I.6 IMPOR KOMODITI MENURUT NEGARA ASAL / *IMPORT BY COUNTRY OF ORIGIN*  
 DAN LIMA GOLONGAN BARANG (SITC) UTAMA / *AND FIVE MAJOR SITC COMMODITY GROUP*  
 \*\* NOPEMBER / *NOVEMBER 2008* \*\*

Negara Asal/SITC/Uraian Golongan Barang <i>Country of Origin/SITC/group Description</i>	Berat Bersih / <i>Net Weight (Kg)</i>		Nilai CIF / <i>CIF Value (US\$)</i>	
	Bulan ini <i>Current month</i>	Kumulatif <i>Cum. Jan to date</i>	Bulan ini <i>Current month</i>	Kumulatif <i>Cum. Jan to date</i>
<b>HUNGARY</b>				
714 Engines And Motors, Non-electric And Parts	1.472	18.359	1.079.749	8.737.494
778 Electrical Machinery And Apparatus	61.284	248.103	1.835.531	4.665.209
764 Telecommunication Equipments And Parts	1.378	10.321	167.753	3.318.615
541 Medicinal And Pharmaceutical Products	593	8.661	44.256	1.725.947
752 Automatic Data Processing Machines And Their Units	1.267	11.568	215.698	1.496.765
OTHERS	73.966	1.799.736	671.737	9.507.413
<b>SUB TOTAL</b>	<b>139.960</b>	<b>2.096.748</b>	<b>4.014.724</b>	<b>29.451.443</b>
<b>POLAND</b>				
672 Ingots And Other Iron/steel In Primary Forms	0	28.248.820	0	17.590.230
764 Telecommunication Equipments And Parts	305	130.874	29.805	8.129.130
784 Parts And Accessories Of The Motor Vehicles	19.046	7.264.882	536.707	5.258.209
553 Perfumery, Cosmetics, And Toilet Preparations	26.603	364.660	283.055	5.019.586
598 Miscellaneous Chemical Products	157.709	1.811.977	378.275	4.072.978
OTHERS	289.023	23.566.989	1.937.857	27.329.352
<b>SUB TOTAL</b>	<b>492.686</b>	<b>61.388.202</b>	<b>3.165.699</b>	<b>67.399.485</b>
<b>ROMANIA</b>				
747 Taps, Cocks, And Valves For Pipes	11.538	237.561	89.066	1.757.773
679 Tubes, Pipes, Hollow Profile, Pipe Fitting Of Iron/steel	300.780	623.764	519.140	1.041.679
749 Non-electric Parts And Accessories Of Machineries	0	19.391	0	558.793
792 Aircraft And Associated Equipments And Parts	0	1.190	0	533.448
842 Women's Coats/jacket, Not Knitted	977	14.691	33.694	526.052
OTHERS	47.331	1.358.273	224.273	4.311.618
<b>SUB TOTAL</b>	<b>360.626</b>	<b>2.254.870</b>	<b>866.173</b>	<b>8.729.363</b>
<b>BULGARIA</b>				
685 Lead	1.104.415	1.477.933	2.063.876	2.809.855
075 Spices	1.296.216	7.417.035	413.487	2.445.581
523 Metallicsalts And Peroxysalts	719.840	5.782.260	224.481	1.727.136
682 Copper	36.642	280.315	243.515	1.312.272
121 Tobacco, Unmanufactured And Refused	0	124.740	0	675.896
OTHERS	32.187	2.411.021	257.520	5.758.870
<b>SUB TOTAL</b>	<b>3.189.300</b>	<b>17.493.304</b>	<b>3.202.879</b>	<b>14.729.610</b>
<b>SERBIA</b>				
894 Baby Carriages, Toys, Games, And Sporting Goods	0	427	0	113.888
891 Arms And Ammunitions	0	1.112	0	8.030
513 Carboxylic Acids, and Their Anhydrides, halides, peroxides	0	314	0	4.727
679 Tubes, Pipes, Hollow Profile, Pipe Fitting Of Iron/steel	0	38	0	891
748 Transmission Shafts And Cranks	232	349	577	766
OTHERS	23	123	33	620
<b>SUB TOTAL</b>	<b>255</b>	<b>2.363</b>	<b>610</b>	<b>128.922</b>
<b>ALBANIA</b>				
684 Aluminium	0	199.944	0	496.461
845 Articles Of Apparel	0	581	0	31.625
893 Article Of Plastics	0	315	0	7.197
842 Women's Coats/jacket, Not Knitted	0	202	0	6.900
841 Men's Coats/jackets, Not Knitted	0	14	0	1.330
OTHERS	0	105	0	1.783
<b>SUB TOTAL</b>	<b>0</b>	<b>201.161</b>	<b>0</b>	<b>545.296</b>
<b>ARMENIA</b>				
073 Chocolate And Other Food Preparations Containing Cocoa	0	3.115	0	16.322
745 Other Non-electical Machinery, Tools, And Mechanical Apparatus	0	105	0	5.050
711 Steam And Other Vapour Generating Boilers And Parts	0	179	0	3.515

I.6 IMPOR KOMODITI MENURUT NEGARA ASAL / *IMPORT BY COUNTRY OF ORIGIN*  
DAN LIMA GOLONGAN BARANG (SITC) UTAMA / *AND FIVE MAJOR SITC COMMODITY GROUP*  
\*\* NOPEMBER / *NOVEMBER 2008* \*\*

Negara Asal/SITC/Uraian Golongan Barang <i>Country of Origin/SITC/group Description</i>	Berat Bersih / <i>Net Weight (Kg)</i>		Nilai CIF / <i>CIF Value (US\$)</i>	
	Bulan ini <i>Current month</i>	Kumulatif <i>Cum. Jan to date</i>	Bulan ini <i>Current month</i>	Kumulatif <i>Cum. Jan to date</i>
SUB TOTAL	0	3.399	0	24.887
<b>AZERBAIJAN</b>				
333 Petroleum Oil, Crude	0	132.999.830	0	99.965.532
728 Other Machines And Equipment Specialized For Particular Industry	0	701	0	27.437
634 Veneers,plywood,improved/reconstituted Wood Worked	0	26.160	0	9.669
778 Electrical Machinery And Apparatus	0	207	0	9.232
893 Article Of Plastics	0	5	0	207
OTHERS	0	0	0	0
SUB TOTAL	0	133.026.903	0	100.012.077
<b>BELARUS</b>				
562 Fertilizers, Manufactured	25.384.626	182.249.732	26.323.857	113.989.619
625 Rubber Tyre,tyre Cases,tyre Treads,inner Tubes, And Tyre Flaps	148.404	2.487.919	765.651	17.492.638
676 Iron/steel Bars, Rods, Angels, Shaped And Sections	0	24.683	0	46.771
842 Women's Coats/jacket, Not Knitted	0	82	0	3.654
746 Ball Or Roller Bearings	0	316	0	749
OTHERS	0	22	0	314
SUB TOTAL	25.533.030	184.762.754	27.089.508	131.533.745
<b>KAZAKHSTAN</b>				
673 Flat Rolled Products, Not Clad	0	10.608.923	0	9.011.951
685 Lead	346.624	2.752.985	428.035	7.093.299
686 Zinc	0	1.188.842	0	3.246.195
263 Cotton	355.601	355.601	163.595	163.595
674 Flat Rolled Products, Clad Or Plated	0	181.495	0	154.272
OTHERS	182	365	51.260	52.875
SUB TOTAL	702.407	15.088.211	642.890	19.722.187
<b>KYRGYZSTAN</b>				
533 Pigments, Paints, Varnishes, And Related Materials	0	13.217	0	203.494
263 Cotton	0	100.546	0	162.369
674 Flat Rolled Products, Clad Or Plated	0	119.046	0	129.232
651 Textile Yarns	0	41.029	0	64.005
266 Synthetic Fibres Suitable For Spinning	0	20.100	0	56.405
OTHERS	170	63.554	839	140.281
SUB TOTAL	170	357.492	839	755.786
<b>MOLDOVA, REPUBLIC OF</b>				
611 Leathers	8.480	43.331	157.340	1.076.419
873 Meters And Counters	0	3.262	0	177.621
748 Transmission Shafts And Cranks	0	3.008	0	113.850
776 Thermionic, Cold Cathode, And Photo Cathode Valves/tubes	0	37	0	98.240
655 Knitted Or Crocheted Fabrics	10	10.051	183	71.256
OTHERS	87	80.618	4.051	320.760
SUB TOTAL	8.577	140.307	161.574	1.858.146
<b>TAJIKISTAN</b>				
263 Cotton	0	346.689	0	617.756
533 Pigments, Paints, Varnishes, And Related Materials	0	530	0	3.200
SUB TOTAL	0	347.219	0	620.956
<b>TURKMENISTAN</b>				
629 Articles Of Rubbers	0	5	0	8
SUB TOTAL	0	5	0	8
<b>UKRAINE</b>				

I.6 IMPOR KOMODITI MENURUT NEGARA ASAL / *IMPORT BY COUNTRY OF ORIGIN*  
DAN LIMA GOLONGAN BARANG (SITC) UTAMA / *AND FIVE MAJOR SITC COMMODITY GROUP*  
\*\* NOPEMBER / *NOVEMBER 2008* \*\*

Negara Asal/SITC/Uraian Golongan Barang <i>Country of Origin/SITC/group Description</i>	Berat Bersih / <i>Net Weight (Kg)</i>		Nilai CIF / <i>CIF Value (US\$)</i>	
	Bulan ini <i>Current month</i>	Kumulatif <i>Cum. Jan to date</i>	Bulan ini <i>Current month</i>	Kumulatif <i>Cum. Jan to date</i>
672 Ingots And Other Iron/steel In Primary Forms	0	800.398.626	0	661.210.879
673 Flat Rolled Products, Not Clad	2.643.355	53.141.501	2.541.215	59.255.729
562 Fertilizers, Manufactured	0	94.759.408	0	55.295.336
675 Flat Rolled Products And Alloy Steels	429.611	30.595.151	563.585	34.104.328
674 Flat Rolled Products, Clad Or Plated	0	24.769.108	0	22.832.734
OTHERS	5.002.257	48.688.761	2.156.280	30.614.806
<b>SUB TOTAL</b>	<b>8.075.223</b>	<b>1.052.352.555</b>	<b>5.261.080</b>	<b>863.313.812</b>
<b>UZBEKISTAN</b>				
263 Cotton	0	5.922.605	0	9.928.823
844 Women's Coats/jackets, Knitted	0	55	0	2.166
651 Textile Yarns	0	229	0	1.113
846 Clothing Accessories Of Textiles Fabrics	0	15	0	416
OTHERS	0	0	0	0
<b>SUB TOTAL</b>	<b>0</b>	<b>5.922.904</b>	<b>0</b>	<b>9.932.518</b>
<b>LITHUANIA</b>				
562 Fertilizers, Manufactured	0	2.975.000	0	3.073.175
625 Rubber Tyre,tyre Cases,tyre Treads,inner Tubes, And Tyre Flaps	33.144	353.170	141.542	1.809.829
657 Special Yarns,textile Fabrics	0	1.606	0	83.661
684 Aluminium	0	13.326	0	71.210
899 Other Miscellaneous Manufactured Articles	0	1.679	0	51.703
OTHERS	87	57.070	3.324	95.981
<b>SUB TOTAL</b>	<b>33.231</b>	<b>3.401.851</b>	<b>144.866</b>	<b>5.185.559</b>
<b>LATVIA</b>				
232 Synthetic Rubber Latex, Synthetic/reclaimed Rubber	0	64.800	0	226.800
282 Waste And Scrap Metal Of Iron/steel	0	352.040	0	154.898
655 Knitted Or Crocheted Fabrics	0	1.326	0	105.403
874 Measuring, Checking, Analysing, And Controlling Instrument And Appar	0	313	0	23.940
654 Textile Fabrics, Woven, Other Than Of Cotton Or Man-made Fibres	555	1.109	7.277	16.114
OTHERS	166	2.455	2.334	72.477
<b>SUB TOTAL</b>	<b>721</b>	<b>422.043</b>	<b>9.611</b>	<b>599.632</b>
<b>ESTONIA</b>				
764 Telecommunication Equipments And Parts	2.858	16.901	344.729	2.286.955
773 Equipment For Distributing Electricity	21.472	124.206	233.962	1.358.201
282 Waste And Scrap Metal Of Iron/steel	0	1.586.660	0	973.028
251 Pulp And Waste Paper	352.030	2.712.980	53.295	584.409
641 Papers And Paperboards	0	494.311	0	481.015
OTHERS	1.887	100.697	20.615	463.887
<b>SUB TOTAL</b>	<b>378.247</b>	<b>5.035.755</b>	<b>652.601</b>	<b>6.147.495</b>
<b>GEORGIA</b>				
685 Lead	0	100.970	0	203.863
764 Telecommunication Equipments And Parts	0	49	0	153.073
282 Waste And Scrap Metal Of Iron/steel	0	224.000	0	147.840
778 Electrical Machinery And Apparatus	0	9.794	0	135.776
679 Tubes, Pipes, Hollow Profile, Pipe Fitting Of Iron/steel	0	5.992	0	131.533
OTHERS	110	40.219	5.120	462.697
<b>SUB TOTAL</b>	<b>110</b>	<b>381.024</b>	<b>5.120</b>	<b>1.234.782</b>
<b>CROATIA</b>				
737 Metalworking Machinery And Parts	2.676	165.491	19.529	1.095.745
248 Wood, simply Worked And Railway Sleeper Of Wood	123.995	957.532	116.033	842.447
121 Tobacco, Unmanufactured And Refused	39.600	118.800	146.124	377.794
728 Other Machines And Equipment Specialized For Particular Industry	0	115.745	0	288.417
541 Medicinal And Pharmaceutical Products	220	1.074	10.340	199.299
OTHERS	42.202	284.916	18.799	261.419

1.6 IMPOR KOMODITI MENURUT NEGARA ASAL / IMPORT BY COUNTRY OF ORIGIN  
DAN LIMA GOLONGAN BARANG (SITC) UTAMA / AND FIVE MAJOR SITC COMMODITY GROUP  
\*\* NOPEMBER / NOVEMBER 2008 \*\*

Negara Asal/SITC/Uraian Golongan Barang Country of Origin/SITC/group Description	Berat Bersih / Net Weight (Kg)		Nilai CIF / CIF Value (US\$)	
	Bulan ini Current month	Kumulatif Cum. Jan to date	Bulan ini Current month	Kumulatif Cum. Jan to date
SUB TOTAL	208.693	1.643.558	310.825	3.065.121
<b>BOSNIA AND HERZEGOVINA</b>				
334 Petroleum Products, Refined	0	16.814	0	35.153
743 Pumps, Compressors, Fans, Blowers, Centrifuges, And Parts	572	863	7.375	12.523
851 Footwears	0	140	0	10.504
641 Papers And Paperboards	0	12.062	0	9.304
784 Parts And Accessories Of The Motor Vehicles	0	14	0	467
OTHERS	0	201	0	1.669
SUB TOTAL	572	30.094	7.375	69.620
<b>MALTA</b>				
121 Tobacco, Unmanufactured And Refused	0	93.775	0	801.776
741 Heating And Cooling Equipments And Parts	0	5.118	0	144.832
721 Agricultural Machinery And Parts	0	2.930	0	141.023
634 Veneers,plywood,improved/reconstituted Wood Worked	0	50.409	0	17.833
657 Special Yarns,textile Fabrics	0	6.071	0	17.233
OTHERS	52	3.253	1.513	19.555
SUB TOTAL	52	161.556	1.513	1.142.252
<b>SLOVAKIA</b>				
764 Telecommunication Equipments And Parts	1.589	31.465	1.852.194	15.198.311
778 Electrical Machinery And Apparatus	161	196.789	5.798	1.386.247
743 Pumps, Compressors, Fans, Blowers, Centrifuges, And Parts	0	161.186	0	903.167
776 Thermionic, Cold Cathode, And Photo Cathode Valves/tubes	9	950	14.656	748.588
737 Metalworking Machinery And Parts	3	38.221	364	504.699
OTHERS	111.210	2.366.061	346.298	3.625.446
SUB TOTAL	112.972	2.794.672	2.219.310	22.366.458
<b>SLOVENIA</b>				
725 Papermill/pulpmill Machinery And Paper Cutting Machines	7.144	19.692	222.642	1.410.642
743 Pumps, Compressors, Fans, Blowers, Centrifuges, And Parts	10	128.636	230	719.653
541 Medicinal And Pharmaceutical Products	0	5.700	0	684.000
516 Other Organic Chemicals	860	3.890	130.720	591.280
728 Other Machines And Equipment Specialized For Particular Industry	560	2.742	90.470	478.980
OTHERS	76.714	1.849.699	151.632	4.638.714
SUB TOTAL	85.288	2.010.359	595.694	8.523.269
<b>CZECH REPUBLIC</b>				
764 Telecommunication Equipments And Parts	33.837	423.833	1.221.393	16.015.501
641 Papers And Paperboards	579.052	6.562.217	565.596	7.777.135
022 Milk,cream, And Milk Products Other Than Butter Or Cheese	0	1.450.000	0	6.113.850
772 Electrical Apparatus For Making And Breaking Electrical Circuits	16.618	196.994	837.054	5.790.588
514 Nitrogen-function Compounds	140.000	2.310.568	371.630	4.974.064
OTHERS	1.033.056	4.892.971	1.795.088	16.078.163
SUB TOTAL	1.802.563	15.836.583	4.790.761	56.749.301
<b>SOUTH GEORGIA AND THE SOUTH SA</b>				
642 Paper And Paperboard Cut To Size/shape And Article Of Papers	0	8.834	0	10.741
679 Tubes, Pipes, Hollow Profile, Pipe Fitting Of Iron/steel	216	1.624	352	3.237
728 Other Machines And Equipment Specialized For Particular Industry	5	5	1.955	1.955
772 Electrical Apparatus For Making And Breaking Electrical Circuits	0	31	0	697
743 Pumps, Compressors, Fans, Blowers, Centrifuges, And Parts	0	16	0	151
OTHERS	0	0	0	0
SUB TOTAL	221	10.510	2.307	16.781
<b>REP. OF MACEDONIA</b>				
842 Women's Coats/jacket, Not Knitted	0	399	0	11.198

I.6 IMPOR KOMODITI MENURUT NEGARA ASAL / *IMPORT BY COUNTRY OF ORIGIN*  
DAN LIMA GOLONGAN BARANG (SITC) UTAMA / *AND FIVE MAJOR SITC COMMODITY GROUP*  
\*\* NOPEMBER / *NOVEMBER 2008* \*\*

Negara Asal/SITC/Uraian Golongan Barang <i>Country of Origin/SITC/group Description</i>	Berat Bersih / <i>Net Weight (Kg)</i>		Nilai CIF / <i>CIF Value (US\$)</i>	
	Bulan ini <i>Current month</i>	Kumulatif <i>Cum. Jan to date</i>	Bulan ini <i>Current month</i>	Kumulatif <i>Cum. Jan to date</i>
791 Railway Vehicles And Associated Equipments	0	54	0	5.859
841 Men's Coats/jackets, Not Knitted	0	25	0	4.748
845 Articles Of Apparel	0	61	0	3.049
851 Footwears	0	56	0	2.385
OTHERS	0	61	0	1.317
<b>SUB TOTAL</b>	<b>0</b>	<b>656</b>	<b>0</b>	<b>28.556</b>
<b>RUSSIA FEDERATION</b>				
672 Ingots And Other Iron/steel In Primary Forms	46.126.850	630.401.195	50.739.535	481.251.033
562 Fertilizers, Manufactured	43.200.000	722.813.136	28.839.405	382.732.509
334 Petroleum Products, Refined	0	63.343.764	0	84.683.380
682 Copper	347.647	6.872.886	2.569.253	53.522.724
671 Pig Iron,spiegeleisen,sponge Iron, And Ferro-alloys	48.962	72.484.472	133.821	32.330.985
OTHERS	6.454.688	153.214.011	8.101.535	161.181.558
<b>SUB TOTAL</b>	<b>96.178.147</b>	<b>1.649.129.464</b>	<b>90.383.549</b>	<b>1.195.702.189</b>

http://www.bps.go.id

**I.7 IMPOR KOMODITI TERTENTU MENURUT NEGARA ASAL UTAMA  
CERTAIN COMMODITIES IMPORT BY MAIN COUNTRY OF ORIGIN**

**\*\* NOPEMBER / NOVEMBER 2008 \*\***

Komoditi Commodity	Negara Asal Country of Origin	Berat Bersih / Net Weight (Kg)		Nilai CIF / CIF Value (US\$)	
		Bulan ini Current month	Kumulatif Cum. Jan. to date	Bulan ini Current month	Kumulatif Cum. Jan. to date
Beras					
	THAILAND	13 081 152	5 593 982	146 788 969	60 519 135
	VIET NAM	2 000 000	817 719	120 220 450	45 548 463
	CHINA	488 000	976 000	2 729 659	5 418 389
	PHILIPPINES	0	0	749 000	2 311 244
	UNITED STATES	78 292	105 125	1 092 232	1 260 874
	OTHERS	509 998	222 609	2 097 784	1 252 328
	Sub Total	16 157 442	7 715 435	273 678 094	116 310 433
Jagung					
	THAILAND	412 269	651 012	113 353 282	40 965 120
	INDIA	55 000	157 300	67 903 789	19 099 782
	MYANMAR (FORM. BURMA)	0	0	36 329 840	10 101 087
	UNITED STATES	2 445 754	949 299	27 114 092	9 691 263
	VIET NAM	0	0	8 354 592	2 854 535
	OTHERS	207 895	106 535	15 246 113	5 367 418
	Sub Total	3 120 918	1 864 146	268 301 708	88 079 205
Kedelai					
	UNITED STATES	116 514 294	61 253 881	949 154 129	572 653 813
	ARGENTINA	1 941 005	1 234 815	45 037 930	28 300 102
	MALAYSIA	1 789 339	1 284 122	24 619 908	14 669 622
	BRAZIL	0	0	7 883 000	5 786 094
	CANADA	600 510	386 348	3 277 132	1 975 542
	OTHERS	0	0	4 646 960	2 024 903
	Sub Total	120 845 148	64 159 166	1 034 619 059	625 410 076
Biji Gandum dan Meslin					
	AUSTRALIA	66 328 190	27 739 827	1 549 323 579	708 177 920
	CANADA	68 933 280	30 804 355	1 229 398 674	551 722 944
	UNITED STATES	27 184 509	11 137 518	1 095 629 119	492 059 562
	CHINA	0	0	211 051 670	59 857 510
	ARGENTINA	1 274 415	521 416	78 645 875	34 515 276
	OTHERS	4 387 620	1 347 608	81 492 407	36 802 113
	Sub Total	168 108 014	71 550 724	4 245 541 324	1 883 135 325
Tepung terigu					
	TURKEY	20 457 750	8 423 800	199 399 400	92 221 752
	AUSTRALIA	8 586 225	5 084 027	141 684 194	82 636 151
	BELGIUM	7 031 500	3 884 234	63 133 500	35 170 571
	SRI LANKA	7 705 000	4 568 910	56 793 675	30 746 362
	CHINA	0	0	13 718 204	4 708 166
	OTHERS	275 703	103 286	11 590 354	4 478 442
	Sub Total	44 056 178	22 064 257	486 319 327	249 961 444
Gula Pasir					
	THAILAND	26 425 000	10 304 064	533 467 156	200 561 849
	MALAYSIA	2 985 000	1 233 435	32 933 551	13 280 511
	KOREA, REPUBLIC OF	1 920 000	1 113 577	24 105 220	10 999 611
	INDIA	0	0	12 487 000	4 307 514
	AUSTRALIA	0	0	3 601 250	1 353 943
	OTHERS	40 000	21 682	7 082 314	2 974 627
	Sub Total	31 370 000	12 672 758	613 676 491	233 478 055
Gula Tebu					
	THAILAND	6 200 012	2 133 843	297 234 625	97 508 849
	SINGAPORE	42 400 000	13 363 900	42 401 090	13 394 260
	INDIA	0	0	27 164 414	8 406 316
	MALAYSIA	0	0	25 103	9 385
	BELGIUM	0	0	11	330
	OTHERS	0	0	2	15
	Sub Total	48 600 012	15 497 743	366 825 245	119 319 155



**I.7 IMPOR KOMODITI TERTENTU MENURUT NEGARA ASAL UTAMA  
CERTAIN COMMODITIES IMPORT BY MAIN COUNTRY OF ORIGIN**

**\*\* NOPEMBER / NOVEMBER 2008 \*\***

Komoditi Commodity	Negara Asal Country of Origin	Berat Bersih / Net Weight (Kg)		Nilai CIF / CIF Value (US\$)	
		Bulan ini Current month	Kumulatif Cum. Jan. to date	Bulan ini Current month	Kumulatif Cum. Jan. to date
Daging Sejenis Lembu					
	AUSTRALIA	4 700 537	10 917 569	44 898 705	98 615 237
	NEW ZEALAND	1 402 413	3 197 857	35 563 151	79 295 685
	CANADA	195 877	206 644	2 282 187	3 984 375
	UNITED STATES	249 297	290 143	1 786 279	2 322 814
	SINGAPORE	0	0	31 145	80 347
	OTHERS	0	0	810	1 750
	Sub Total	6 548 124	14 612 213	84 562 277	184 300 208
Daging Ayam					
	UNITED STATES	1 035 634	1 370 332	2 673 357	4 014 552
	SINGAPORE	179 755	252 407	1 370 558	2 275 681
	BRAZIL	0	0	558 566	963 146
	FRANCE	0	0	107 930	207 497
	MALAYSIA	4 513	7 237	28 185	51 103
	OTHERS	0	0	0	0
	Sub Total	1 219 902	1 629 976	4 738 596	7 511 979
Garam					
	AUSTRALIA	137 207 000	6 187 353	1 369 435 965	61 966 298
	INDIA	37 050 000	963 300	211 054 000	5 487 404
	NEW ZEALAND	82 000	22 570	682 000	217 370
	SINGAPORE	21 573	26 809	304 110	149 039
	GERMANY, FED. REP. OF	118	2 089	147 741	141 880
	OTHERS	51 544	11 763	439 558	187 535
	Sub Total	174 412 235	7 213 884	1 582 063 374	68 149 526
Mentega					
	NEW ZEALAND	406 626	1 929 352	4 351 964	19 190 516
	BELGIUM	19 000	95 565	1 294 227	8 357 239
	NETHERLANDS	0	0	1 688 631	5 795 912
	FRANCE	33 473	184 996	359 916	2 090 695
	AUSTRALIA	2 064	12 500	491 741	1 985 278
	OTHERS	32	235	686 828	2 297 530
	Sub Total	461 195	2 222 648	8 873 307	39 717 170
Minyak Goreng					
	MALAYSIA	371 325	492 528	10 503 698	15 466 807
	SINGAPORE	299 922	461 637	11 158 917	10 682 497
	UNITED ARAB EMIRATES	160 120	166 726	3 069 920	4 811 699
	THAILAND	360	1 915	3 613 053	4 387 777
	UNITED STATES	58 432	91 889	593 059	960 317
	OTHERS	17 543	16 570	565 694	1 003 437
	Sub Total	907 702	1 231 265	29 504 341	37 312 534
Susu					
	NEW ZEALAND	3 218 055	14 027 311	49 754 246	174 249 621
	UNITED STATES	2 921 475	9 285 600	38 814 639	142 041 255
	AUSTRALIA	2 064 549	7 605 386	22 921 168	89 387 230
	PHILIPPINES	487 710	2 203 910	16 473 059	77 502 561
	SINGAPORE	263 404	1 210 678	6 994 243	30 217 481
	OTHERS	2 380 432	5 756 708	37 355 304	121 246 306
	Sub Total	11 335 625	40 089 593	172 312 659	634 644 454
Bawang Merah					
	THAILAND	0	0	75 201 479	31 513 983
	VIET NAM	0	0	27 540 320	11 198 205
	MALAYSIA	267 533	154 446	10 308 367	5 250 315
	PHILIPPINES	28 000	4 165	7 903 185	3 180 242
	CHINA	26 000	7 280	3 970 340	1 346 120
	OTHERS	0	0	2 183 002	835 386
	Sub Total	321 533	165 891	127 106 693	53 324 251

**I.7 IMPOR KOMODITI TERTENTU MENURUT NEGARA ASAL UTAMA**  
**CERTAIN COMMODITIES IMPORT BY MAIN COUNTRY OF ORIGIN**  
**\*\* NOPEMBER / NOVEMBER 2008 \*\***

Komoditi Commodity	Negara Asal Country of Origin	Berat Bersih / Net Weight (Kg)		Nilai CIF / CIF Value (US\$)	
		Bulan ini Current month	Kumulatif Cum. Jan. to date	Bulan ini Current month	Kumulatif Cum. Jan. to date
Bawang putih					
	CHINA	18 116 600	6 829 582	393 856 394	141 195 597
	MALAYSIA	40 367	19 186	1 845 341	869 011
	INDIA	879	354	386 007	144 711
	MOZAMBIQUE	0	0	171 000	68 400
	THAILAND	0	0	155 430	61 527
	OTHERS	0	0	256 400	89 197
	Sub Total	18 157 846	6 849 122	396 670 572	142 428 443
Telur Unggas					
	MALAYSIA	0	0	60 714	42 812
	CHINA	0	0	71 031	42 210
	OTHERS	0	0	0	0
	Sub Total	0	0	131 745	85 022
Kelapa					
	INDIA	15 876	73 850	142 884	572 810
	VIET NAM	31 752	128 800	182 467	537 862
	THAILAND	129 756	55 236	1 107 194	517 994
	PHILIPPINES	18 405	38 795	241 451	453 834
	AUSTRALIA	0	0	270 207	182 881
	OTHERS	0	0	575 920	397 368
	Sub Total	195 789	296 681	2 520 123	2 662 749
Kelapa Sawit					
	PAPUA NEW GUINEA	780	170 348	21 919	2 150 306
	COSTA RICA	1 061	195 000	8 882	1 420 248
	MALAYSIA	0	0	2 982	346 685
	OTHERS	0	0	0	0
	Sub Total	1 841	365 348	33 783	3 917 239
Lada					
	CHINA	16 720	5 016	932 109	415 703
	HONG KONG	0	0	61 000	168 000
	SINGAPORE	0	0	77 209	103 545
	MALAYSIA	3 264	1 600	146 786	85 731
	INDONESIA	0	0	15 000	67 937
	OTHERS	905	6 956	19 173	74 438
	Sub Total	20 889	13 572	1 251 277	915 354
Teh					
	KENYA	222 230	613 919	1 615 558	3 964 502
	VIET NAM	378 295	396 745	2 881 613	2 701 473
	SRI LANKA	10 062	33 055	279 279	1 107 630
	CHINA	18 199	70 607	657 939	959 955
	INDIA	55 317	149 277	325 744	863 659
	OTHERS	19 959	102 557	579 059	1 709 643
	Sub Total	704 062	1 366 160	6 339 192	11 306 862
Kopi					
	VIET NAM	37 113	84 009	2 776 549	5 783 645
	BRAZIL	109 200	305 928	1 455 443	4 356 153
	EAST TIMOR	100 450	163 961	1 515 963	2 798 579
	UNITED STATES	8 482	34 877	284 795	993 960
	ITALY	37 544	99 830	98 914	833 081
	OTHERS	274 588	728 876	1 146 012	2 910 733
	Sub Total	567 377	1 417 481	7 277 676	17 676 151
Kakao					
	COTE D'IVOIRE	0	0	13 013 000	33 904 211
	CAMEROON	201 452	547 345	4 380 500	11 367 230

**I.7 IMPOR KOMODITI TERTENTU MENURUT NEGARA ASAL UTAMA  
CERTAIN COMMODITIES IMPORT BY MAIN COUNTRY OF ORIGIN**

**\*\* NOPEMBER / NOVEMBER 2008 \*\***

Komoditi Commodity	Negara Asal Country of Origin	Berat Bersih / Net Weight (Kg)		Nilai CIF / CIF Value (US\$)	
		Bulan ini Current month	Kumulatif Cum. Jan. to date	Bulan ini Current month	Kumulatif Cum. Jan. to date
	PAPUA NEW GUINEA	0	0	3 561 000	9 351 495
	NIGERIA	0	0	1 008 800	2 440 019
	MALAYSIA	0	0	703 500	1 541 069
	OTHERS	0	0	301 178	969 541
	Sub Total	201 452	547 345	22 967 978	59 573 565
	Cabe (segar-dingin)				
	INDIA	5 000	5 000	298 461	261 332
	AUSTRALIA	7	205	29 939	77 952
	THAILAND	0	0	37 950	32 258
	SINGAPORE	0	0	16 139	17 956
	MALAYSIA	0	0	31 389	16 098
	OTHERS	67	75	18 770	12 271
	Sub Total	5 074	5 280	432 648	417 867
	Cabe (kering-tumbuk)				
	INDIA	468 030	357 911	9 479 026	7 432 747
	CHINA	232 172	220 319	2 764 909	2 795 302
	MALAYSIA	132 379	73 271	1 387 166	733 959
	THAILAND	0	0	320 306	234 714
	GERMANY, FED. REP. OF	2 257	7 172	22 393	95 824
	OTHERS	51	187	69 684	88 464
	Sub Total	834 889	658 860	14 043 484	11 381 010
	Cabe (awet sementara)				
	INDIA	0	0	186 653	129 133
	TAIWAN	0	0	44 400	27 667
	VIET NAM	0	0	27 290	17 004
	CHINA	0	0	17 100	15 048
	OTHERS	0	0	0	0
	Sub Total	0	0	275 443	188 852
	Tembakau				
	CHINA	2 507 160	11 876 340	21 432 320	73 079 796
	BRAZIL	580 246	1 814 281	12 516 248	46 419 000
	TURKEY	1 470 960	10 094 656	7 294 101	36 785 189
	UNITED STATES	42 932	394 981	4 024 545	26 447 752
	INDIA	277 200	1 386 000	4 426 212	19 103 298
	OTHERS	972 707	7 768 926	18 230 293	80 403 861
	Sub Total	5 851 205	33 335 184	67 923 719	282 238 896
	Ubi Kayu				
	CHINA	5 000	4 000	15 000	12 000
	OTHERS	0	0	0	0
	Sub Total	5 000	4 000	15 000	12 000

**K1. IMPOR KAWASAN BERIKAT / BOUNDED ZONE IMPORT**  
**MENURUT GOLONGAN BARANG 2 DIJIT HS / BY COMMODITY 2 DIGITS HS**  
**\*\* NOPEMBER / NOVEMBER 2008 \*\***

HS	Uraian Golongan Barang <i>Group Description</i>	Berat Bersih / <i>Net Weight (Kg)</i>		Nilai CIF / <i>CIF Value (US\$)</i>	
		Bulan ini	Kumulatif	Bulan ini	Kumulatif
		<i>Current month</i>	<i>Cum. Jan to date</i>	<i>Current month</i>	<i>Cum. Jan to date</i>
03	Fish and crustaceans	284.951	11.307.546	1.356.461	22.255.273
04	Dairy products, bird's eggs, natural honey	0	15.208.373	0	70.359.219
05	Products of animal origin	3.675	299.887	60.575	4.189.703
06	Live trees and other plants	56.050	60.191	35.294	97.884
07	Edible vegetables and certain roots and tubers	1.296	141.594	37.214	200.330
08	Edible fruits and nuts	1.849	61.565	4.050	125.931
09	Coffee, tea, mate, and spices	83.233	948.251	238.497	2.137.840
10	Cereals	0	59.485	0	84.664
11	Products of the milling industry; malt, starches	9.022.073	35.715.775	2.763.608	12.695.482
12	Oil seeds and oleaginous fruits; grains, seed, and fruits	328.164	2.769.921	774.292	5.914.936
13	Lac; gums; resins and other vegetable saps and extracts	100.159	863.272	268.202	1.915.028
14	Vegetable plaiting materials; vegetable products	0	38.650	0	78.420
15	Animal or vegetable oils/fats and their cleavage products	1.467.687	13.795.987	2.142.766	17.814.873
16	Preparations of meat/fish/crustaceans/molluscs	114	94.767	13.028	677.640
17	Sugar and sugar confectionery	48.600.013	54.064.895	15.497.744	18.998.915
18	Cocoa and cocoa preparations	4.128	49.583	81.986	876.411
19	Preparations of cereals, flour, starch or milk; pastrycooks' products	142.497	1.697.746	288.405	3.227.130
20	Preparations of vegetables, fruits, nuts or other part of plants	52.868	1.795.506	202.142	2.285.089
21	Miscellaneous edible preparations	22.225	111.617	87.215	798.733
22	Beverages, spirit, and vinegar	51.323	820.499	396.748	3.629.744
23	Residues and waste from the food industries	2	61.202	569	190.032
24	Tobacco and manufactured tobacco substitutes	523.708	12.046.421	5.979.904	53.879.560
25	Salts; sulphur; earths and stone; plastering materials, lime, cement	25.423.775	289.616.937	2.549.152	90.098.994
26	Ores, slag, and ash	754.648	3.285.750	198.360	2.891.057
27	Mineral fuels, mineral oils and products of their distillation	10.721.139	178.637.461	7.254.355	200.244.050
28	Inorganic chemicals	9.852.726	190.188.114	9.666.456	118.407.892
29	Organic chemicals	15.152.475	147.968.811	18.266.100	230.546.281
30	Pharmaceutical products	10.070	835.194	107.026	4.591.596
31	Fertilizers	240.532	535.278	622.295	927.550
32	Tanning or dyeing extracts	2.001.226	23.746.198	8.072.279	100.697.050
33	Essential oils and resinoids; perfumery, cosmetic or toilet prep.	45.149	540.872	241.974	18.112.010
34	Soap, organic surface-active agents, washing, and lubricating prep.	769.682	10.270.679	2.007.049	33.393.317
35	Albuminoidal substances; modified starches; glues; enzymes	446.378	33.098.170	2.904.276	58.120.933
36	Explosives; pyrotechnic products; matches; certain combustible prep.	44.308	922.396	855.819	8.551.104
37	Photographic and cinematographic goods	104.226	2.198.788	498.876	14.630.629
38	Miscellaneous chemical products	1.867.328	30.126.219	7.565.020	111.701.289
39	Plastics and articles thereof	27.874.496	438.200.392	72.255.324	1.125.801.474
40	Rubber and articles thereof	4.687.845	64.835.411	15.908.971	203.481.064
41	Raw hides, skins, and leather	1.854.655	29.806.648	10.020.841	211.456.866
42	Articles of leather; saddlery and harness; travel goods and similar	92.032	683.701	2.225.990	9.151.468
43	Furskins and artificial fur; manufactures thereof	4.476	68.143	50.095	1.102.193
44	Wood and articles of wood; wood charcoal	8.975.817	88.777.486	5.901.536	50.414.227
45	Cork and articles of cork	15.784	86.680	65.989	408.349
46	Manufactured of straw, other plaiting materials; basketware and wick	592	99.192	6.513	215.808
47	Pulp of wood or of other fibrous cellulosic material; recovered paper/	21.711.057	278.269.406	17.695.375	254.143.456
48	Paper and paperboard; articles of paper pulp or of paper/paperboard	8.115.118	99.218.791	17.354.230	222.352.688
49	Printed books, newspapers, pictures, and other products of printing	130.488	1.266.443	782.197	13.110.811
50	Silk	61.934	1.294.258	476.682	11.275.875
51	Wool, fine or coarse animal hair; horse hair yarn, woven fabrics of part	164.483	3.251.752	2.893.038	45.613.512
52	Cotton	18.196.561	196.118.121	72.937.559	798.196.388
53	Other vegetable textile fibres; paper yarns and woven fabrics of paper	563.723	4.258.132	2.598.388	18.863.723
54	Man-made filaments	5.329.348	59.221.966	38.422.670	439.404.494
55	Man-made staple fibres	7.137.262	65.288.098	24.465.541	248.454.473
56	Wadding, felt, and non-wovens	1.164.124	13.237.227	6.009.246	69.775.714
57	Carpets and other textile floor coverings	49.503	1.622.896	557.989	8.133.434
58	Special woven fabrics; tufted textile fabrics; lace; tapestries	1.816.981	18.137.419	10.823.040	169.837.842
59	Impregnated, coated, covered or laminated textile fabrics	1.193.387	12.492.520	7.347.686	106.503.291
60	Knitted or crocheted fabrics	5.123.492	79.048.964	45.598.652	595.631.883
61	Articles of apparel and clothing accessories, knitted or crocheted	633.165	6.216.788	4.156.897	43.350.502
62	Articles of apparel and clothing accessories, not knitted or crocheted	175.754	3.372.645	2.749.972	33.358.422
63	Other made up textile articles; sets; worn clothing and worn textile	92.779	2.037.991	633.733	10.131.751
64	Footwear, gaiters and the like; parts of such articles	379.598	4.454.139	3.180.170	37.118.519
65	Headgear and parts thereof	11.682	347.167	116.687	3.283.649
66	Umbrellas, walking sticks, seat-sticks, whips, riding crops and parts	3.939	380.038	20.683	1.169.523
67	Prepared feathers and articles; artificial flowers; articles of human	545	86.019	31.701	890.753
68	Articles of stone, plaster, cement, asbestos, mica or similar material	268.838	7.615.147	1.634.569	21.113.513

**K1. IMPOR KAWASAN BERIKAT / BOUNDED ZONE IMPORT**  
**MENURUT GOLONGAN BARANG 2 DIJIT HS / BY COMMODITY 2 DIGITS HS**  
**\*\* NOPEMBER / NOVEMBER 2008 \*\***

HS	Uraian Golongan Barang <i>Group Description</i>	Berat Bersih / <i>Net Weight (Kg)</i>		Nilai CIF / <i>CIF Value (US\$)</i>	
		Bulan ini <i>Current month</i>	Kumulatif <i>Cum. Jan to date</i>	Bulan ini <i>Current month</i>	Kumulatif <i>Cum. Jan to date</i>
69	Ceramic products	949.110	26.431.033	3.441.712	50.514.929
70	Glass and glassware	986.068	77.230.737	2.245.496	99.435.508
71	Natural and cultured pearls, precious/semi precious stones	14.959	323.514	2.904.767	52.511.131
72	Iron and steel	33.389.010	686.355.752	51.636.754	896.435.119
73	Articles of iron and steel	43.948.807	420.088.614	113.437.174	1.044.071.213
74	Cooper and articles thereof	7.361.313	88.130.309	43.710.045	611.007.506
75	Nickel and articles thereof	82.609	1.583.189	348.722	11.343.797
76	Aluminium and articles thereof	8.914.987	61.977.538	22.090.338	168.781.511
78	Lead and articles thereof	59.281	1.522.852	673.481	7.636.448
79	Zinc and articles thereof	810.259	7.463.438	1.921.827	22.670.119
80	Tin and articles thereof	484.666	7.566.510	1.579.406	24.557.747
81	Other base metal; cermets; and articles thereof	20.057	285.670	353.100	7.585.388
82	Tools, implements, cutlery, spoon and forks, of base metal and parts	393.760	4.642.922	5.009.430	43.173.994
83	Miscellaneous articles of base metal	1.319.432	18.945.363	6.582.101	94.435.212
84	Nuclear reactors, boilers, machinery and mechanical appliances; parts	22.578.269	279.731.835	288.809.593	4.000.229.312
85	Electrical machinery, equipments; sound recorders/reproducers, visual	18.040.583	311.809.290	393.655.636	6.582.629.297
86	Railway and tramway locomotive, mechanical traffic, and all kinds	47.720	1.228.741	379.803	6.905.005
87	Vehicles other than railway/tramway, parts and accessories thereof	14.389.521	222.253.612	125.060.105	1.755.311.374
88	Aircraft and its components	17.448	89.802	3.196.876	30.488.062
89	Ships, boat, and floating structures	3.414.196	12.023.153	1.888.756	40.220.359
90	Optical, photographic, cinematographic, measuring, checking, medical	1.092.196	13.131.953	33.992.588	452.220.742
91	Clocks and watches and parts thereof	62.678	129.305	412.237	2.223.616
92	Musical instruments; parts and accessories of such articles	1.527.706	11.169.697	12.853.470	92.611.330
93	Arms and ammunition; parts and accessories thereof	73	5.164	3.023	108.920
94	Furnitures, bedding, mattress supports, cushions, stuffed furnishing	271.210	8.364.445	2.884.580	55.733.624
95	Toys, games and sports requisites; parts and accessories thereof	25.509	998.197	816.611	42.931.435
96	Miscellaneous manufactured articles	357.157	7.147.300	5.059.295	86.166.253
97	Works of arts, collectors' piece and antiques	0	12.551	0	126.952
98	Vehicles in ckd and their components	81.791	8.135.098	909.858	48.596.037
99	Postal packages, parcels, and returned goods	0	2.137	0	15.208
<b>Total Import</b>		<b>404.649.510</b>	<b>4.822.556.901</b>	<b>1.583.816.485</b>	<b>22.299.769.402</b>

**K2. IMPOR KAWASAN BERIKAT / BOUNDED ZONE IMPORT**  
**MENURUT GOLONGAN BARANG SITC / BY SITC COMMODITY GROUP**  
**\*\* NOPEMBER / NOVEMBER 2008 \*\***

SITC Uraian Golongan Barang Group Description	Berat Bersih / Net Weight (Kg)		Nilai CIF / CIF Value (US\$)	
	Bulan ini Current month	Kumulatif Cum. Jan to date	Bulan ini Current month	Kumulatif Cum. Jan to date
<b>A. By Commodity 1 Dijit SITC</b>				
0 Bahan makanan dan binatang hidup	49.674.934	86.731.522	18.290.654	124.459.192
1 Minuman dan tembakau	573.964	12.533.016	6.375.190	57.011.705
2 Bahan mentah	56.111.885	777.077.433	71.964.924	852.391.571
3 Bahan bakar, bahan penyemir, dsb	10.697.898	177.154.644	7.230.456	198.847.022
4 Minyak/lemak nabati dan hewan	1.001.929	12.980.421	1.667.164	16.190.816
5 Bahan kimia	63.814.914	869.416.702	107.564.222	1.575.819.555
6 Hasil industri menurut bahan	155.043.913	1.939.801.778	459.403.456	5.743.180.480
7 Mesin dan alat pengangkutan	58.804.192	835.670.492	814.190.205	12.448.155.195
8 Hasil industri lainnya	8.923.773	111.077.335	95.719.570	1.251.576.650
9 Barang dan transaksi khusus lainnya	2.108	113.558	1.410.644	32.137.216
<b>B. By Commodity 2 Dijit SITC</b>				
01 Meat and meat preparations	114	9.018	13.028	78.369
02 Dairy product and eggs	0	15.230.509	0	70.515.299
03 Fish, crustaceans, molluscs and their preparations	284.951	11.384.195	1.356.461	22.802.653
04 Cereals and cereal preparations	67.311	1.169.158	143.080	2.346.852
05 Fruits and vegetables	81.505	2.203.036	260.337	2.758.549
06 Sugar, sugar preparations, and honey	48.600.013	54.066.363	15.497.744	19.015.135
07 Coffee, tea, cocoa, and spices	87.361	1.000.214	320.483	3.123.049
08 Feeding stuff for animals	2	61.406	569	197.052
09 Miscellaneous food preparations	553.677	1.607.623	698.952	3.622.234
11 Beverages	50.256	486.595	395.286	3.132.145
12 Tobacco and tobacco manufactured	523.708	12.046.421	5.979.904	53.879.560
21 Hides, skins and furskins	190	499.080	6.272	1.497.168
22 Oil seeds, nuts, and kernels	0	730	0	8.449
23 Crude rubber	3.956.254	53.287.300	9.996.549	121.766.234
24 Wood, lumber, and cork	1.975.831	18.213.193	2.754.993	16.714.489
25 Pulp and waste paper	21.711.057	278.269.406	17.695.375	254.143.456
26 Textile fibres and their waste	18.951.511	171.760.634	38.259.457	345.978.414
27 Crude fertilizers and crude minerals	8.564.990	241.850.184	1.631.696	86.933.565
28 Metalliferous ores and metal scraps	464.004	9.165.973	482.219	13.169.843
29 Crude animals and vegetable materials, nes	488.048	4.030.933	1.138.363	12.179.953
32 Coal, coke, and briquettes	181.987	462.056	71.205	383.331
33 Petroleum and petroleum products	10.515.825	176.542.848	7.158.811	197.562.600
34 Gas; natural and manufactured	86	149.740	440	901.091
41 Animal oils and fats	620	222.487	46.000	1.684.479
42 Fixed vegetable oils/fats	517.907	11.568.707	946.745	13.095.258
43 Animal vegetable oils/fats	483.402	1.189.227	674.419	1.411.079
51 Organic chemicals	15.191.625	148.917.599	16.739.139	225.951.814
52 Inorganic chemicals	9.851.359	190.175.575	9.659.200	118.329.092
53 Dyeing, tanning, and colouring materials	2.078.386	26.117.467	8.215.544	106.043.486
54 Medical and pharmaceutical products	22.279	895.563	1.782.603	12.496.067
55 Essential oils and perfumery materials	424.263	6.394.354	1.291.306	38.198.762
56 Manufactured fertilizers	198.252	270.513	597.095	738.067
57 Plastics in primary forms	22.268.492	361.999.703	45.121.287	747.037.369
58 Plastics in non-primary forms	2.223.771	35.367.315	9.773.579	137.760.209
59 Chemical materials and its products, nes	11.556.487	99.278.613	14.384.469	189.264.689
61 Leather, leather med, nes	1.875.901	29.419.169	10.196.844	211.655.094
62 Rubber manufactured, nes	638.947	10.977.871	5.291.148	78.170.575
63 Wood and cork manufactured	7.015.770	70.650.973	3.212.532	34.108.087
64 Paper, paperboard, and manufactured thereof	7.699.779	93.894.776	12.391.893	149.876.174
65 Textile yarns, fabrics, and their products	21.956.693	284.599.134	174.927.952	2.181.460.746
66 Non metallic minerals manufactured	19.626.676	160.564.256	8.035.053	170.908.344
67 Iron and steel	70.725.298	1.011.183.282	131.612.311	1.574.426.069
68 Non ferrous metals	16.499.658	151.902.386	65.852.693	798.756.782
69 Manufactured of metal, nes	9.005.191	126.609.931	47.883.030	543.818.609
71 Power generating machine and equipments	3.767.482	45.887.852	42.437.914	619.256.720
72 Machinery specialized for particular industry	5.756.024	76.106.403	47.973.942	905.577.993
73 Metalworking machinery	1.144.582	14.519.964	17.252.866	177.080.946
74 General industrial machinery and equipments	11.225.536	134.491.473	94.146.720	1.178.566.844
75 Office machinery and automatic data processing	2.774.108	33.771.141	112.223.054	1.461.467.354
76 Telecommunication and reproducers apparatus	4.791.457	75.907.224	85.768.603	2.255.026.674
77 Electrical machinery and apparatus	11.416.313	211.779.921	283.047.913	3.974.037.272

**K2. IMPOR KAWASAN BERIKAT / BOUNDED ZONE IMPORT**  
**MENURUT GOLONGAN BARANG SITC / BY SITC COMMODITY GROUP**  
**\*\* NOPEMBER / NOVEMBER 2008 \*\***

SITC Uraian Golongan Barang Group Description	Berat Bersih / Net Weight (Kg)		Nilai CIF / CIF Value (US\$)	
	Bulan ini Current month	Kumulatif Cum. Jan to date	Bulan ini Current month	Kumulatif Cum. Jan to date
78 Road vehicles	14.485.097	230.588.673	126.153.168	1.801.961.963
79 Other transportation equipments	3.443.593	12.617.841	5.186.025	75.179.429
81 Sanitary, plumbing, and fittings	125.536	6.379.765	2.455.407	39.492.574
82 Furniture	196.206	3.151.068	1.464.432	19.470.179
83 Traveling goods	69.940	516.864	1.997.285	5.945.100
84 Clothing	1.200.232	13.175.233	9.587.704	107.357.810
85 Footwear	379.598	4.454.139	3.180.170	37.118.519
87 Professional, scientific, and contractor instruments	872.712	10.227.612	15.129.083	187.631.747
88 Photographic apparatus, equipments and optics	375.550	5.319.168	12.335.975	208.514.746
89 Miscellaneous manufactured articles	5.703.999	67.853.486	49.569.514	646.045.975
91 Postal packages	0	2.137	0	15.208
96 Coin; not being legal tender	131	204	2.759	8.823
97 Gold; non monetary	1.977	111.217	1.407.885	32.113.185
<b>C. By Commodity 3 Dijit SITC</b>				
017 Meat And Edible Meat Offal, Prepared Or Preserved	114	9.018	13.028	78.369
022 Milk,cream, And Milk Products Other Than Butter Or Cheese	0	15.207.862	0	70.358.422
023 Butter And Other Fats From Milk	0	764	0	1.279
025 Eggs, Birds, And Egg Yolks; Fresh, Dried Or Otherwise Preserved	0	21.883	0	155.598
034 Fish, Fresh, Chilled Or Frozen	170.196	10.465.658	332.917	17.959.791
035 Fish, Dried Salted Or In Brine; Smoked Fish	9.580	18.810	288.733	525.293
036 Crustaceans, Molluscs, And Aquatic Invertebrates	105.175	823.078	734.811	3.770.189
037 Fish, Crustaceans, Molluscs, And Other Aquatic Invertebrates; Prepared	0	76.649	0	547.380
041 Wheat And Meslin, Unmilled	0	59.437	0	83.772
045 Cereals, Unmilled	0	48	0	892
046 Meal And Flour Of Wheat And Flour Of Meslin	0	1	0	4
047 Other Cereal Meals And Flours	30	29.662	94	93.639
048 Cereal Preparations And Preparations Of Flours/starchs Of Fruit	67.281	1.080.010	142.986	2.168.545
054 Vegetables, Fresh, Chilled, Frozen Or Simply Preserved	870	140.464	33.974	193.601
056 Vegetables, Roots And Tubers, Prepared Or Preserved Nes	44.846	454.898	50.125	744.902
057 Fruit And Nut; Fresh Or Dried	1.849	60.701	4.050	121.874
058 Fruits, Preserved And Preparations	31.340	1.532.985	168.200	1.678.517
059 Fruit And Vegetable Juices	2.600	13.988	3.988	19.655
061 Sugar, Molasses, And Honey	48.600.012	54.064.869	15.497.743	18.997.274
062 Sugar Confectionery	1	1.494	1	17.861
071 Coffee And Coffee Substitutes	30.331	296.631	56.899	1.086.429
072 Cocoa	0	2.756	0	56.302
073 Chocolate And Other Food Preparations Containing Cocoa	4.128	46.827	81.986	820.109
074 Tea And Mate	18.018	468.448	25.327	558.162
075 Spices	34.884	185.552	156.271	602.047
081 Feeding Stuff For Animals	2	61.406	569	197.052
091 Margarine And Shortening	465.728	707.481	475.569	1.523.518
098 Edible Products And Preparations	87.949	900.142	223.383	2.098.716
111 Non-alcoholic Beverages, Nes	761	27.513	4.906	98.884
112 Alcoholic Beverages	49.495	459.082	390.380	3.033.261
121 Tobacco, Unmanufactured And Refused	491.862	11.441.199	5.246.957	48.451.733
122 Tobacco, Manufactured	31.846	605.222	732.947	5.427.827
211 Hides And Skins, Raw	57	497.881	2.614	1.479.309
212 Furskins, Raw	133	1.199	3.658	17.859
222 Oil Seeds Use For Extraction Ofsoft Fixed Vegetable Oils	0	60	0	720
223 Oil Seeds Use For Extraction Of Other Fixed Vegetable Oils	0	670	0	7.729
231 Natural Rubber Latex;natural Rubber And Similar Natural Gums	391.586	3.350.363	575.326	9.072.677
232 Synthetic Rubber Latex, Synthetic/reclaimed Rubber	3.564.668	49.936.937	9.421.223	112.693.557
244 Cork,natural,raw And Waste	0	29.812	0	74.562
245 Fuel Wood And Wood Charcoal	585	61.674	4.688	260.119
246 Wood In Chips Or Particles And Waste	21.862	42.019	5.745	10.886
247 Wood In The Rough Or Roughly Squared	47.184	5.231.442	12.476	2.228.116
248 Wood, simply Worked And Railway Sleeper Of Wood	1.906.200	12.848.246	2.732.084	14.140.806
251 Pulp And Waste Paper	21.711.057	278.269.406	17.695.375	254.143.456
261 Silk	15.458	302.588	89.587	3.053.811
263 Cotton	13.010.089	124.499.938	26.250.335	235.533.886
264 Jute And Other Textile Bast Fibres	431.009	2.530.601	351.442	2.284.442
265 Vegetable Textile Fibres,raw Or Processed;waste Of These Fibres	791	431.113	6.202	2.325.653
266 Synthetic Fibres Suitable For Spinning	3.031.213	30.791.636	4.636.179	57.773.024
267 Other Man-made Fibres Suitable For Spinning And Waste	2.424.926	12.404.652	6.569.902	36.706.626

**K2. IMPOR KAWASAN BERIKAT / BOUNDED ZONE IMPORT  
MENURUT GOLONGAN BARANG SITC / BY SITC COMMODITY GROUP  
\*\* NOPEMBER / NOVEMBER 2008 \*\***

SITC Uraian Golongan Barang Group Description	Berat Bersih / Net Weight (Kg)		Nilai CIF / CIF Value (US\$)	
	Bulan ini Current month	Kumulatif Cum. Jan to date	Bulan ini Current month	Kumulatif Cum. Jan to date
268 Wool And Other Animal Hair	33.936	766.517	319.500	8.071.340
269 Old Clothing And Other Old Textile Articles; Rags	4.089	33.589	36.310	229.632
272 Fertilizers, Crude	202.533	794.105	137.245	488.583
273 Stone, Sand And Gravel	5.122.794	57.028.749	209.406	4.220.836
274 Sulphur And Unroasted Iron Pyrites	375.056	109.448.913	54.092	65.479.607
277 Natural Abrasives	367.764	13.954.099	122.726	5.004.196
278 Other Crude Minerals	2.496.843	60.624.318	1.108.227	11.740.343
281 Iron Ore And Concentrates	1	461.214	6	462.095
282 Waste And Scrap Metal Of Iron/steel	125.274	4.092.539	98.371	4.148.460
283 Copper Ores And Concentrates	78.551	152.809	102.880	480.569
284 Nickel Ores And Concentrates	331	476.341	1.217	1.526.304
285 Aluminium Ores And Concentrates	84.327	95.499	44.584	116.128
286 Ores And Concentrates Of Uraniumand Thorium	0	31.288	0	25.704
287 Ores And Concentrates Of Basemetals	49.854	1.788.660	59.983	1.865.475
288 Non-ferrous Base Metal Waste And Scraps	125.666	2.067.463	175.178	4.543.241
289 Ores And Concentrates Of Precious Metals; Waste,scraps	0	160	0	1.867
291 Crude Animal Materials	3.675	299.887	60.575	4.189.703
292 Crude Vegetable Materials	484.373	3.731.046	1.077.788	7.990.250
321 Coals, Pulverized Or Not	132	158.577	287	226.955
322 Briquettes, Lignite And Peat	0	1	0	21
325 Coke And Semi Coke Of Coal/lignite/peat	181.855	303.478	70.918	156.355
333 Petroleum Oil, Crude	0	9.405.418	0	8.191.311
334 Petroleum Products, Refined	10.398.664	162.852.266	6.915.427	184.287.294
335 Residual Petroleum Products, And Related Materials	117.161	4.285.164	243.384	5.083.995
342 Liquefied Propane And Butane	1	33.253	16	130.023
343 Natural Gas, Liquefied Or Not	0	1.840	0	28.444
344 Petroleum Gases And Other Gas	0	9.343	0	41.018
345 Coal Gas, Water Gas And Similar Gas	85	105.304	424	701.606
411 Animal Oils And Fats	620	222.487	46.000	1.684.479
421 Fixed Vegetable Fats And Oils Soft,crude,refined Or Fractioned	517.864	4.079.023	945.865	7.184.167
422 Fixed Vegetable Fats And Oils Solid,crude,refined Or Fractioned	43	7.489.684	880	5.911.091
431 Animal And Vegetable Oil; Fat Processed And Their Wax	483.402	1.189.227	674.419	1.411.079
511 Hydrocarbon And Their Halogenated, Nitrated Derivatives	191.410	6.020.911	532.213	11.623.465
512 Alcohols,phenols,phenol-alcohols And Their Halogenated	10.674.118	109.980.252	10.190.215	144.470.871
513 Carboxylic Acids,and Their Anhydrides,halides,peroxides	3.027.259	12.426.077	2.794.100	21.677.624
514 Nitrogen-function Compounds	572.812	11.833.088	1.485.613	26.186.055
515 Organo-inorganic And Heterocyclic Compounds	319.319	3.620.966	680.430	8.095.427
516 Other Organic Chemicals	406.707	5.036.305	1.056.568	13.898.372
522 Inorganic Chemical Elements, Oxides And Halogen Salts	7.197.450	106.029.663	7.415.070	79.666.883
523 Metallicsalts And Peroxysalts	2.440.634	73.215.506	1.510.504	30.270.731
524 Other Inorganic Chemicals;chemical Compound Of Precious Metals	212.852	10.920.662	732.505	8.163.862
525 Radioactive And Associated Materials	423	9.744	1.121	227.616
531 Synthetic Organic; Colouring Matter	169.425	4.259.335	575.287	15.281.598
532 Dyeing/tanning Extracts And Synthetic Tanning Materials	493	1.203.428	11.148	2.076.286
533 Pigments, Paints, Varnishes, And Related Materials	1.908.468	20.654.704	7.629.109	88.685.602
541 Medicinal And Pharmaceutical Products	18.480	336.760	1.763.956	9.153.829
542 Medicaments, Including Veterinary Medicaments	3.799	558.803	18.647	3.342.238
551 Essential Oils, Perfumes, And Flavour Materials	42.521	406.088	189.113	4.573.891
553 Perfumery, Cosmetics, And Toilet Preparations	2.628	134.784	52.861	13.538.119
554 Soap,cleansing And Polishing Preparations	379.114	5.853.482	1.049.332	20.086.752
562 Fertilizers, Manufactured	198.252	270.513	597.095	738.067
571 Polymers Of Ethylene In Primary Forms	7.309.039	114.775.434	9.387.410	190.336.659
572 Polimers Of Styrene In Primary Forms	3.306.477	72.557.095	7.162.856	143.409.153
573 Polimers Of Vinyl Chloride In Primary Forms	1.772.665	18.262.027	2.733.255	40.323.020
574 Poliacetals And Polycarbons In Primary Forms	2.601.658	39.375.140	8.000.421	113.608.869
575 Other Plastics In Primary Forms	7.060.995	114.610.216	17.813.429	258.951.234
579 Waste And Scrap Of Plastics	217.658	2.419.791	23.916	408.434
581 Tubes, Pipes, And Hoses Of Plastics	152.962	1.908.146	1.247.953	14.175.920
582 Plates, Sheets, And Film Of Plastics	2.058.630	33.028.533	8.388.843	120.692.887
583 Monofilament And Rod Of Plastics	12.179	430.636	136.783	2.891.402
591 Disinfectants, Insecticides, And Fungicides Put In Forms	52.869	3.495.571	381.568	18.734.415
592 Starches, Inulin, And Wheat Glutenal Buminoidal Substances; Glues	9.452.421	68.581.132	5.660.110	69.826.857
593 Explosive And Pyrotechnic Products	15.918	222.166	757.552	7.471.653
597 Additive For Mineral Oils	412.775	4.513.485	1.101.565	13.874.170
598 Miscellaneous Chemical Products	1.612.161	22.392.055	6.324.136	78.563.301



**K2. IMPOR KAWASAN BERIKAT / BOUNDED ZONE IMPORT  
MENURUT GOLONGAN BARANG SITC / BY SITC COMMODITY GROUP  
\*\* NOPEMBER / NOVEMBER 2008 \*\***

SITC Uraian Golongan Barang Group Description	Berat Bersih / Net Weight (Kg)		Nilai CIF / CIF Value (US\$)	
	Bulan ini Current month	Kumulatif Cum. Jan to date	Bulan ini Current month	Kumulatif Cum. Jan to date
599 Residual Products of Chemical or Allied Industries, Sewage	10.343	74.204	159.538	794.293
611 Leathers	1.854.598	29.308.767	10.018.227	209.977.557
612 Manufactures And Composition Leathers	19.672	108.713	166.054	1.664.244
613 Furskins, Tanned Or Dressed	1.631	1.689	12.563	13.293
621 Materials Of Rubber	293.806	4.260.306	1.991.223	28.715.979
625 Rubber Tyre,tyre Cases,tyre Treads,inner Tubes, And Tyre Flaps	39.649	374.876	305.702	1.774.026
629 Articles Of Rubbers	305.492	6.342.689	2.994.223	47.680.570
633 Cork Manufactures	15.784	56.868	65.989	333.787
634 Veneers,plywood,improved/reconstituted Wood Worked	6.824.024	67.689.538	2.711.220	26.768.019
635 Wood Manufactures	175.962	2.904.567	435.323	7.006.281
641 Papers And Paperboards	5.856.832	67.323.686	6.420.560	80.825.405
642 Paper And Paperboard Cut To Size/shape And Article Of Papers	1.842.947	26.571.090	5.971.333	69.050.769
651 Textile Yarns	5.123.971	28.662.882	10.330.607	166.752.759
652 Cotton Fabrics, Woven	4.963.176	67.670.713	45.394.389	545.042.931
653 Fabrics, Woven, Of Man-made Fibres	5.789.811	59.309.880	43.792.933	469.031.579
654 Textile Fabrics, Woven, Other Than Of Cotton Or Man-made Fibres	392.601	5.237.807	5.444.576	62.121.399
655 Knitted Or Crocheted Fabrics	5.123.492	79.048.964	45.598.652	595.631.883
656 Tulle,lace,embroidery,ribbons,trimmings And Other Small Wares	1.636.742	14.916.818	9.714.930	144.257.232
657 Special Yarns,textile Fabrics	2.369.777	26.102.513	13.470.930	180.345.007
658 Made-up Articles, Wholly/chiefly Of Textile Materials	89.021	2.018.313	604.267	10.031.433
659 Floor Coverings	51.102	1.631.244	576.668	8.246.523
661 Lime,cement And Fabricated Construction Materials	17.450.444	53.062.022	1.449.314	8.845.916
662 Clay And Refractory Construction Materials	590.806	22.192.649	1.398.336	25.882.186
663 Mineral Manufactures	601.516	7.124.574	3.251.535	38.513.595
664 Glass	899.474	76.373.795	1.592.556	90.707.748
665 Glassware	73.732	521.784	237.118	3.066.488
666 Pottery	8.163	1.258.014	40.756	3.029.384
667 Pearl, Precious And Semi Precious Stones	2.541	31.418	65.438	863.027
671 Pig Iron,spiegeleisen,sponge Iron, And Ferro-alloys	258.964	3.654.321	605.285	6.820.134
672 Ingots And Other Iron/steel In Primary Forms	655.797	33.400.369	1.990.878	60.708.470
673 Flat Rolled Products, Not Clad	11.744.270	235.036.147	13.941.452	266.353.736
674 Flat Rolled Products, Clad Or Plated	3.430.893	98.725.771	5.485.152	118.326.154
675 Flat Rolled Products And Alloy Steels	8.912.146	151.689.034	15.265.707	220.509.876
676 Iron/steel Bars, Rods, Angels, Shaped And Sections	7.640.020	144.812.092	12.123.044	179.451.001
677 Rail/railway And Tractor Construction Of Iron/steel Materials	33.448	2.065.008	55.836	2.689.227
678 Wire Of Iron/steel	907.398	17.764.906	2.569.884	43.997.602
679 Tubes, Pipes, Hollow Profile, Pipe Fitting Of Iron/steel	37.142.362	324.035.634	79.575.073	675.569.869
681 Silver, Platinum, And Other Metal Of The Platinum Groups	1.435	59.070	246.905	7.893.127
682 Copper	7.068.751	84.862.569	42.229.415	590.132.200
683 Nickel	77.871	1.026.154	325.228	9.155.309
684 Aluminium	8.525.408	56.760.010	20.098.407	146.778.264
685 Lead	19.397	1.372.074	274.533	6.025.301
686 Zinc	738.847	6.689.816	1.560.516	19.111.844
687 Tin	67.260	1.033.320	920.811	15.761.640
689 Miscellaneous Non-ferrous Basemetals Employed In Metallurgy	689	99.373	196.878	3.899.097
691 Structures And Parts Of Iron/steel Or Aluminium	1.796.572	35.130.614	6.314.374	85.150.569
692 Metal Containers For Storage And Transportations	923.335	11.774.922	2.852.696	41.312.512
693 Wire Products And Fencing Grills	613.058	10.660.594	2.127.341	42.196.892
694 Nails, Screws, Nuts, Bolts, Rivets Of Iron/steel Or Copper	971.653	13.683.910	7.891.459	102.448.420
695 Tools For Used In The Hand Or In Machines	371.648	4.389.743	4.579.821	38.723.634
696 Cutlery	21.830	233.804	424.104	4.254.699
697 Household Equipment Of Base Metals	196.074	2.074.065	984.479	15.289.551
699 Manufactures Of Base Metals	4.111.021	48.662.279	22.708.756	214.442.332
711 Steam And Other Vapour Generating Boilers And Parts	49.267	1.422.628	307.209	17.492.329
712 Steam Or Other Generating Boilers And Parts	12.636	1.143.395	172.926	8.340.911
713 Internal Combustion Piston Engines And Parts	1.860.240	15.259.837	18.454.695	190.522.778
714 Engines And Motors, Non-electric And Parts	5.668	2.671.092	815.199	65.556.877
716 Rotating Electric Plants And Parts	1.598.030	20.915.146	20.481.511	297.842.464
718 Other Power Generating Machines And Parts	241.641	4.475.754	2.206.374	39.501.361
721 Agricultural Machinery And Parts	97.981	1.294.859	875.288	10.655.164
722 Tractors	76	55.405	700	865.137
723 Civil Engineering And Contractor Plants And Equipments/parts	3.234.700	31.822.466	15.794.321	217.754.040
724 Textile/leather Machinery And Parts	1.179.044	16.048.967	10.282.345	187.985.449
725 Papermill/pulpmill Machinery And Paper Cutting Machines	124.112	8.996.700	5.149.443	191.422.718
726 Printing/book Binding Machinery And Parts	109.990	1.191.520	563.746	15.544.932

**K2. IMPOR KAWASAN BERIKAT / BOUNDED ZONE IMPORT  
MENURUT GOLONGAN BARANG SITC / BY SITC COMMODITY GROUP  
\*\* NOPEMBER / NOVEMBER 2008 \*\***

SITC Uraian Golongan Barang Group Description	Berat Bersih / Net Weight (Kg)		Nilai CIF / CIF Value (US\$)	
	Bulan ini Current month	Kumulatif Cum. Jan to date	Bulan ini Current month	Kumulatif Cum. Jan to date
727 Food Processing Machines And Parts	22.893	1.795.732	1.048.858	39.397.800
728 Other Machines And Equipment Specialized For Particular Industry	987.228	14.900.754	14.259.241	241.952.753
731 Machine Tools By Removing Metal	348.166	4.907.124	4.030.479	66.252.465
733 Machine Tool For Working Metals	236.807	2.809.612	4.091.438	27.489.375
735 Parts Of Machine Tools	148.332	1.554.844	3.328.845	24.509.516
737 Metalworking Machinery And Parts	411.277	5.248.384	5.802.104	58.829.590
741 Heating And Cooling Equipments And Parts	789.422	14.402.629	7.622.463	113.268.741
742 Pumps For Liquid And Parts	484.896	11.880.974	8.524.166	100.718.339
743 Pumps, Compressors, Fans, Blowers, Centrifuges, And Parts	3.231.129	27.059.259	16.810.956	171.033.745
744 Mechanical Handling Equipments And Parts	2.697.874	36.445.661	11.453.221	257.752.640
745 Other Non-electical Machinery, Tools, And Mechanical Apparatus	319.164	4.536.236	5.047.371	72.519.352
746 Ball Or Roller Bearings	492.336	6.939.781	7.963.357	75.210.521
747 Taps, Cocks, And Valves For Pipes	830.769	7.990.786	8.227.306	105.666.810
748 Transmission Shafts And Cranks	1.554.321	14.633.442	16.971.065	141.994.310
749 Non-electric Parts And Accessories Of Machineries	825.625	10.602.705	11.526.815	140.402.386
751 Office Machines	724.930	7.333.245	19.355.807	179.905.712
752 Automatic Data Processing Machines And Their Units	1.150.367	9.006.710	20.761.522	290.157.947
759 Parts And Accessories For Machine Of Heading 751 Or 752	898.811	17.431.186	72.105.725	991.403.695
761 Television Receivers	1.071.775	14.170.940	1.753.015	233.993.911
762 Radio Broadcast Receivers	2.141	79.591	148.998	1.034.089
763 Sound Recorders Or Reproducers	72.399	1.048.977	1.637.876	52.456.426
764 Telecommunication Equipments And Parts	3.645.142	60.607.716	82.228.714	1.967.542.248
771 Electric Power Machinery And Parts	660.666	11.746.067	8.071.539	113.138.373
772 Electrical Apparatus For Making And Breaking Electrical Circuits	2.541.195	40.160.611	82.747.705	888.391.244
773 Equipment For Distributing Electricity	1.593.937	33.319.963	17.536.053	307.156.311
774 Electrical Apparatus For Medical Purposes And Radiological Apparatus	4.541	61.089	228.516	2.625.954
775 Household Type, Electrical/non-electrical Equipments	1.210.612	15.719.369	7.515.986	97.365.531
776 Thermionic, Cold Cathode, And Photo Cathode Valves/tubes	2.454.637	68.462.623	97.756.435	1.674.661.544
778 Electrical Machinery And Apparatus	2.950.725	42.310.199	69.191.679	890.698.315
781 Passengger Motor Cars	12	22.028.709	747	188.498.309
782 Motor Vehicle For The Transportation Of Goods	0	12.531.235	0	86.014.460
783 Road Motor Vehicles	0	533.596	0	2.673.699
784 Parts And Accessories Of The Motor Vehicles	11.131.593	146.426.399	98.316.540	1.177.494.075
785 Motorcycles, Scooters, And Other Cycles Motorized/non Motorized	3.303.430	45.720.376	27.428.317	338.255.634
786 Trailers And Other Vehicles, Not Motorized	50.062	3.348.358	407.564	9.025.786
791 Railway Vehicles And Associated Equipments	11.954	505.448	100.423	4.477.054
792 Aircraft And Associated Equipments And Parts	17.443	89.240	3.196.846	30.482.016
793 Ships, Boats, And Floating Structures	3.414.196	12.023.153	1.888.756	40.220.359
811 Prefabricated Buildings	987	3.431.646	2.118	21.227.141
812 Sanitary, Plumbing, Heating, And Lighting Fixtures/fittings	35.288	1.384.877	915.995	4.661.251
813 Lighting Fixtures And Fittings	89.261	1.563.242	1.537.294	13.604.182
821 Furnitures And Parts	196.206	3.151.068	1.464.432	19.470.179
831 Travel Goods	69.940	516.864	1.997.285	5.945.100
841 Men's Coats/jackets, Not Knitted	9.205	302.708	151.767	1.776.982
842 Women's Coats/jacket, Not Knitted	5.285	534.308	53.903	4.040.443
843 Men's Coats/jackets, Knitted	1.231	80.820	6.213	789.138
844 Women's Coats/jackets, Knitted	2.713	356.563	156.119	1.323.910
845 Articles Of Apparel	560.401	5.285.770	3.388.373	36.044.685
846 Clothing Accessories Of Textiles Fabrics	230.084	3.029.264	3.150.494	32.733.766
848 Articles Of Apparel And Clothing Accessories Of Other Than Textile Fab	391.313	3.585.800	2.680.835	30.648.886
851 Footweares	379.598	4.454.139	3.180.170	37.118.519
871 Optical Instrument And Apparatus	18.425	271.475	516.496	6.674.735
872 Medical Instruments And Appliances	298.693	3.569.019	2.886.158	33.177.753
873 Meters And Counters	106.240	2.397.372	1.408.069	28.673.387
874 Measuring, Checking, Analysing, And Controlling Instrument And Apparatus	449.354	3.989.746	10.318.360	119.105.872
881 Photographic Apparatus And Equipments	72.134	1.557.513	4.449.861	98.427.228
882 Photographic And Cinematographic Supplies	104.205	2.190.278	498.440	14.553.111
883 Cinematograph Film, Exposed And Developed	21	8.510	436	77.518
884 Optical Goods	136.512	1.433.562	6.975.001	93.233.273
885 Watches And Clocks	62.678	129.305	412.237	2.223.616
891 Arms And Ammunitions	73	6.302	3.023	165.289
892 Printed Matter	545.827	6.590.458	5.744.534	85.587.325
893 Article Of Plastics	3.109.001	38.304.504	15.571.004	220.125.448
894 Baby Carriages, Toys, Games, And Sporting Goods	25.586	1.003.464	821.238	42.969.539
895 Office And Stationery Supplies	110.259	2.587.382	716.149	12.966.854

**K2. IMPOR KAWASAN BERIKAT / BOUNDED ZONE IMPORT**  
**MENURUT GOLONGAN BARANG SITC / BY SITC COMMODITY GROUP**  
**\*\* NOPEMBER / NOVEMBER 2008 \*\***

SITC Uraian Golongan Barang <i>Group Description</i>	Berat Bersih / <i>Net Weight (Kg)</i>		Nilai CIF / <i>CIF Value (US\$)</i>	
	Bulan ini	Kumulatif	Bulan ini	Kumulatif
	<i>Current month</i>	<i>Cum. Jan to date</i>	<i>Current month</i>	<i>Cum. Jan to date</i>
896 Works Of Art, Collectors Pieces And Antiques	0	12.551	0	126.952
897 Jewellery, Goldsmith, Silversmith Wares, And Other Articles	8.875	120.862	1.181.780	11.616.478
898 Musical Instrument And Parts/accessories	1.547.207	11.772.320	13.387.152	114.899.066
899 Other Miscellaneous Manufactured Articles	357.171	7.455.643	12.144.634	157.589.024
911 Postal Packages N.c.a.k	0	2.137	0	15.208
961 Coin Not Being Legal Tender	131	204	2.759	8.823
971 Gold, Non-monetary	1.977	111.217	1.407.885	32.113.185
<b>TOTAL IMPORT</b>	<b>404.649.510</b>	<b>4.822.556.901</b>	<b>1.583.816.485</b>	<b>22.299.769.402</b>

<http://www.bps.go.id>

**K3. IMPOR KAWASAN BERIKAT / BOUNDED ZONE IMPORT  
MENURUT NEGARA ASAL / BY COUNTRY OF ORIGIN  
\*\* NOPEMBER / NOVEMBER 2008 \*\***

Kode Code	Negara Asal Country of Origin	Berat Bersih / Net Weight (Kg)		Nilai CIF / CIF Value (US\$)	
		Bulan ini Current month	Kumulatif Cum. Jan to date	Bulan ini Current month	Kumulatif Cum. Jan to date
111	JP JAPAN	49.714.627	763.291.888	348.096.328	4.723.217.945
112	HK HONG KONG	10.897.647	267.137.684	89.469.678	1.573.336.207
113	KP KOREA, DEM. PEOPLE'S REP.	429	1.958	16.471	79.257
114	KR KOREA, REPUBLIC OF	24.075.038	333.950.976	129.563.255	1.976.817.570
115	TW TAIWAN	9.159.827	116.823.006	45.760.431	767.206.483
116	CN CHINA	23.658.575	424.369.239	123.237.119	1.840.920.392
118	MO MACAU	75.318	2.039.928	549.232	14.040.324
120	PG PAPUA NEW GUINEA	0	134.608	0	648.073
121	TH THAILAND	45.420.395	271.792.970	71.455.414	877.918.416
122	SG SINGAPORE	141.166.495	1.350.764.938	470.871.655	6.368.665.004
123	PH PHILIPPINES	510.036	14.404.280	12.490.858	278.347.252
124	MY MALAYSIA	24.921.538	396.986.627	59.074.035	874.529.704
125	MM MYANMAR	0	288.256	0	1.346.570
126	KH CAMBODIA	5.792	198.517	32.444	629.405
127	BN BRUNEI DARUSSALAM	0	44.295	0	331.181
128	LA LAO PEOPLE'S DEM. REP.	0	2	0	2
130	BT BHUTAN	368	7.986	25.635	341.136
131	VN VIET NAM	3.897.865	30.074.666	17.300.674	111.346.697
132	MV MALDIVES	0	325	0	13.075
133	IN INDIA	3.047.861	54.581.213	6.680.721	156.357.251
134	PK PAKISTAN	561.629	7.999.389	1.315.075	17.524.174
135	BD BANGLADESH	20.540	655.796	236.178	1.065.025
136	LK SRI LANKA	713.971	1.303.006	416.848	4.819.806
142	IR IRAN (ISLAMIC REPUBLIC OF)	116.530	844.797	409.287	1.334.130
143	SA SAUDI ARABIA	465.364	4.461.836	1.129.954	9.482.255
144	IL ISRAEL	786	103.531	249.673	1.592.332
145	KW KUWAIT	774.535	2.354.951	617.270	2.969.061
146	JO JORDAN	137.790	1.090.639	120.195	1.487.084
148	LB LEBANON	0	37.596	0	29.046
149	PN PALESTINA	0	27	0	2.335
151	YE YEMEN	0	61.393	0	112.400
152	OM OMAN	0	2.435	0	12.413
154	TR TURKEY	55.363	3.012.745	248.198	14.621.470
155	AE UNITED ARAB EMIRATES	2.344.384	9.773.931	17.125.525	75.195.247
156	QA QATAR	78.000	545.275	124.695	984.866
157	BH BAHRAIN	13.869	1.542.729	26.536	4.008.924
158	CY CYPRUS	7.000	91.168	11.411	71.891
211	EG EGYPT	104.460	1.064.749	101.848	909.946
212	LY LIBYAN ARAB JAMAHIRIYA	0	543	0	6.512
213	MA MOROCCO	142	69.879	2.561	1.018.891
214	TN TUNISIA	0	147.360	0	191.612
216	SD SUDAN	0	3.878	0	202.644
218	LS LESOTHO	0	46.290	0	1.358.920
219	NA NAMIBIA	0	26	0	303
221	ET ETHIOPIA	0	5.076	0	518.331
222	TZ TANZANIA, UNITED REP. OF	82.969	842.245	133.398	1.320.443
224	SO SOMALIA	0	8.623	0	83.513
225	KE KENYA	13	285.262	1.956	559.441
226	RE REUNION	30.160	30.190	3.318	3.703
230	TG TOGO	0	2	0	56
232	LR LIBERIA	0	9	0	60
235	CG CONGO	3	8.097	419	14.016
236	CM CAMEROON	50.429	463.747	249.560	1.411.415
237	NG NIGERIA	0	1.141	0	12.049
238	SL SIERRA LEONE	0	2.692	0	63.232
239	GA GABON	0	373.023	0	695.062
240	CI COTE D'IVOIRE	3.835	1.380.696	12.000	2.131.424
241	SN SENEGAL	0	1.264	0	20.471
242	MR MAURITANIA	0	268.315	0	449.326
244	BJ BENIN	0	97.005	0	156.993
248	VI U.S. VIRGIN ISLANDS	9.589	14.669	41.039	115.123
253	NE NIGER	0	4.784	0	278.732

**K3. IMPOR KAWASAN BERIKAT / BOUNDED ZONE IMPORT  
MENURUT NEGARA ASAL / BY COUNTRY OF ORIGIN  
\*\* NOPEMBER / NOVEMBER 2008 \*\***

Kode Code	Negara Asal Country of Origin	Berat Bersih / Net Weight (Kg)		Nilai CIF / CIF Value (US\$)	
		Bulan ini Current month	Kumulatif Cum. Jan to date	Bulan ini Current month	Kumulatif Cum. Jan to date
256	SH SAINT HELENA	9.785	42.161	54.360	149.274
260	SZ SWAZILAND	425	352.083	80.397	1.944.589
261	ZA SOUTH AFRICA	10.425.221	29.514.281	9.762.834	35.731.162
262	ZW ZIMBABWE	0	6.902	0	23.800
263	ZM ZAMBIA	0	393.402	0	3.156.934
264	MW MALAWI	0	420	0	2.862
267	MU MAURITIUS	681.561	7.816.411	1.159.921	15.242.465
298	VG VIRGIN ISLANDS (BRITISH)	6.861	3.721.884	28.002	7.563.955
299	OF OTHER AFRICA	0	21	0	20.000
311	AU AUSTRALIA	6.532.473	101.091.101	16.053.188	254.871.730
312	NZ NEW ZEALAND	1.014.869	21.878.345	1.161.714	48.434.305
319	GU GUAM	0	669	0	35.475
321	NR NAURU	0	579	0	2.659
322	NC NEW CALEDONIA	0	11.690	0	150.965
324	MP NORTHERN MARIANA ISLANDS	0	6.569	0	25.160
328	IO BRITISH INDIAN OCEAN TERRITORY	0	984	0	67.332
331	AS AMERICAN SAMOA	0	13.867	0	294.893
332	CK COOK ISLANDS	0	77.027	0	389.317
333	FJ FIJI	0	955	0	2.781
336	WS SAMOA	670	722.356	4.253	2.818.709
337	SB SOLOMON ISLANDS	0	11	0	47.100
339	TV TUVALU	0	20.173	0	76.794
340	CX CHRISTMAS ISLANDS	0	45	0	14.700
341	UM U.S MINOR OUTLYING ISLAND	22.520	30.302	85.486	113.035
342	CC COCOS (KEELING) ISLANDS	0	602.826	0	11.909.316
343	TK TOKELAU	9	104	441	2.960
411	US UNITED STATES	22.555.801	175.158.415	51.381.920	628.979.854
412	CA CANADA	370.137	8.750.956	1.095.733	22.321.003
421	MX MEXICO	854.328	1.751.448	1.325.433	5.150.841
422	GT GUATEMALA	0	16.113	0	14.470
423	HN HONDURAS	0	512	0	6.404
424	NI NICARAGUA	0	9	0	100
425	PA PANAMA	0	113	0	13.286
426	CU CUBA	0	56.112	0	38.360
427	CB CURACAO	0	85.805	0	133.995
428	SR SURINAME	0	1	0	309
431	CL CHILE	0	10.411.550	0	7.843.166
432	VE VENEZUELA	0	1.265	0	19.583
433	AR ARGENTINA	266.224	3.946.624	1.175.066	9.889.288
434	BR BRAZIL	1.194.347	16.289.784	2.600.208	73.404.677
435	CO COLOMBIA	0	32.485	0	111.642
437	UY URUGUAY	0	675.796	0	1.947.585
438	PY PARAGUAY	118.568	1.059.369	117.975	1.290.058
442	PE PERU	0	59.963	0	277.150
443	GY GUYANA	0	20.327	0	20.820
445	BS BAHAMAS	3.435	5.321	26.202	40.622
446	JM JAMAICA	0	65	0	3.018
447	PR PUERTO RICO	0	25.263	0	1.347.796
449	DO DOMINICAN REPUBLIC	0	299	0	13.663
450	SV EL SALVADOR	0	517.644	0	553.705
451	CR COSTA RICA	7.164	143.162	99.999	371.961
454	AG ANTIGUA AND BARBUDA	0	6.898	0	39.576
460	DM DOMINICA	0	2.800	0	21.983
461	FK FALKLAND ISLANDS	0	5.202	0	96.183
465	GD GRENADA	0	2.240	0	17.207
467	AN NETHERLANDS ANTILLES	170	75.568	6.389	261.208
469	LC SAINT LUCIA	1.080	6.340	45.276	119.181
511	GB UNITED KINGDOM	1.155.960	24.975.602	5.844.676	96.942.059
512	NL NETHERLANDS	821.584	14.588.256	3.885.504	91.810.602
513	FR FRANCE	1.423.878	14.831.910	9.354.214	88.798.650
514	DE GERMANY, FED. REP. OF	4.199.006	71.514.345	30.365.271	393.232.534
515	AT AUSTRIA	576.229	17.398.596	13.101.505	201.479.543

**K3. IMPOR KAWASAN BERIKAT / BOUNDED ZONE IMPORT  
MENURUT NEGARA ASAL / BY COUNTRY OF ORIGIN  
\*\* NOPEMBER / NOVEMBER 2008 \*\***

Kode Code	Negara Asal Country of Origin	Berat Bersih / Net Weight (Kg)		Nilai CIF / CIF Value (US\$)	
		Bulan ini Current month	Kumulatif Cum. Jan to date	Bulan ini Current month	Kumulatif Cum. Jan to date
516	BE BELGIUM	1.080.247	11.719.934	4.861.554	67.308.006
517	CH SWITZERLAND	1.720.698	11.995.137	3.585.045	59.707.497
518	LU LUXEMBOURG	10.195	476.767	198.820	1.933.218
520	MC MONACO	0	564	0	5.204
521	DK DENMARK	56.619	685.268	2.047.809	9.767.674
522	NO NORWAY	99.225	2.146.593	2.129.096	52.168.759
523	SE SWEDEN	142.341	50.351.716	585.637	70.528.414
524	FI FINLAND	1.088.752	10.344.044	5.939.458	47.496.259
525	IE IRELAND	19.121	278.100	705.858	2.504.722
526	IT ITALY	1.870.407	13.699.305	9.035.380	94.124.716
527	ES SPAIN	123.416	2.738.359	551.261	15.161.928
528	PT PORTUGAL	1.594	30.378	62.543	625.430
529	IS ICELAND	109	8.567.024	1.249	878.724
531	GR GREECE	491.910	3.732.900	712.571	9.228.449
532	VA VATICAN CITY STATE	0	5.449	0	58.540
534	LI LIECHTENSTEIN	15	1.942	199	104.792
542	HU HUNGARY	62.557	339.914	1.614.247	3.870.356
543	PL POLAND	68.350	737.113	547.793	2.412.082
544	RO ROMANIA	33.749	284.469	139.012	1.065.422
545	BG BULGARIA	0	314.961	0	1.667.582
548	AL ALBANIA	0	406	0	8.177
550	AZ AZERBAIJAN	0	26.160	0	9.669
553	KG KYRGYZSTAN	86	2.292	660	189.588
554	MD MOLDOVA, REPUBLIC OF	8.532	110.935	159.541	1.423.576
555	TJ TAJIKISTAN	0	530	0	3.200
557	UA UKRAINE	3.029.068	97.896.134	3.045.840	105.960.901
559	LT LITHUANIA	0	13.326	0	71.210
560	LV LATVIA	0	1.478	0	118.935
561	EE ESTONIA	0	281	0	22.909
562	GE GEORGIA	0	8.258	0	36.794
563	HR CROATIA	0	117.544	0	553.636
565	MT MALTA	0	52.625	0	25.762
566	SK SLOVAKIA	1.208	269.655	61.042	2.711.566
567	SI SLOVENIA	0	57.564	0	298.019
568	CZ CZECH REPUBLIC	121.213	371.776	884.346	6.412.548
569	GS SOUTH GEORGIA AND THE SOUTH SA	216	9.081	352	11.790
572	RU RUSSIA FEDERATION	254.405	10.553.422	930.311	18.662.373
<b>TOTAL IMPORT</b>		<b>404.649.510</b>	<b>4.822.556.901</b>	<b>1.583.816.485</b>	<b>22.299.769.402</b>

**K3. IMPOR KAWASAN BERIKAT / BOUNDED ZONE IMPORT**  
**MENURUT PROPINSI DAN PELABUHAN IMPOR / BY PROVINCE AND PORT OF IMPORTATION**  
**\*\* NOPEMBER / NOVEMBER 2008 \*\***

Kode Code	Propinsi / Pelabuhan Impor Province / Port of Impotation	Berat Bersih / Net Weight (Kg)		Nilai CIF / CIF Value (US\$)	
		Bulan ini Current month	Kumulatif Cum. Jan to date	Bulan ini Current month	Kumulatif Cum. Jan to date
<b>NANGROE ACEH DARUSSALAM</b>		<b>0</b>	<b>6.529</b>	<b>0</b>	<b>95.178</b>
101	IDSBG ACEH - SABANG	0	322	0	4.804
109	IDSUS SUSOH	0	214	0	4.163
110	IDSIN SINABANG	0	184	0	3.938
111	IDTPK TAPAKTUAN	0	140	0	3.409
116	IDAUN BLANG LANCANG (ARUN)	0	5.669	0	78.864
<b>SUMATERA UTARA</b>		<b>9.095.446</b>	<b>92.295.798</b>	<b>14.889.739</b>	<b>210.328.511</b>
143	IDTPR TANJUNG PURA	339	24.129	4.983	1.479.999
144	IDBLW BELAWAN	9.093.875	92.213.748	14.848.618	207.722.414
153	IDRPA RANTAU PANJANG	0	381	0	2.843
166	IDMES MEDAN / POLONIA (U)	1.232	54.266	36.138	1.116.584
170	IDKTJ KUALA TANJUNG	0	3.273	0	6.098
193	IDMPA MUARA PADANG	0	1	0	573
<b>RIAU</b>		<b>23.446.171</b>	<b>292.368.859</b>	<b>22.816.963</b>	<b>481.440.270</b>
225	IDDUM DUMAI	7.036.027	42.938.861	7.469.449	79.655.151
228	IDBLS BENGKALIS	0	24.038	0	18.968
229	IDTGK TANJUNG KEDABU	0	2.582	0	124.514
233	IDPEK PEKANBARU (RUMBAI)	0	154.644	0	206.297
235	IDSUQ SUNGAI GUNTUNG	0	7.484.278	0	12.195.410
242	IDTEM TEMBILAHAN	0	393.934	0	1.675.990
243	IDKEN KUALA ENOK	0	189.661	0	586.831
244	IDRGA RENGAT	0	770.612	0	422.483
261	IDPKU SIMPANG TIGA (U)	0	1.411	0	70.315
277	IDBUN BUATAN	16.410.144	240.408.838	15.347.514	386.484.311
<b>JAMBI</b>		<b>0</b>	<b>6.924.307</b>	<b>0</b>	<b>6.183.137</b>
291	IDKTK KUALA TUNGKAL	0	6.924.307	0	6.183.137
<b>SUMATERA SELATAN</b>		<b>0</b>	<b>25.670</b>	<b>0</b>	<b>120.193</b>
332	IDSUN SUNGSANG	0	25.670	0	120.193
<b>LAMPUNG</b>		<b>0</b>	<b>6.170.342</b>	<b>0</b>	<b>4.549.506</b>
395	IDPJG PANJANG	0	6.170.342	0	4.549.506
<b>KEPULAUAN BANGKA BELITUNG</b>		<b>0</b>	<b>342.098</b>	<b>0</b>	<b>425.994</b>
328	IDTPD TANJUNG PANDAN	0	12.892	0	32.614
333	IDTSE TANJUNG SELIU	0	22.206	0	80.256
339	IDBLJ BELINJU	0	307.000	0	313.124
<b>KEPULAUAN RIAU</b>		<b>137.717.881</b>	<b>1.536.989.892</b>	<b>605.078.801</b>	<b>7.511.968.819</b>
248	IDTBK TANJUNG BALAI KARIMUN	0	5	0	228
250	IDTAN TANJUNG UBAN	0	6.965	0	60.593
251	IDTPN TANJUNG PINANG	47.839	6.165.218	341.951	10.725.286
252	IDTER TEREMPA	0	50.269	0	86.749
258	IDBTU BATU AMPAR	81.097.018	915.348.663	317.910.509	4.099.121.587
262	IDTNJ KIJANG (U)	13.369	65.839	68.253	1.057.856
263	IDPAS PASIR PANJANG	3.439.072	21.099.949	12.625.965	76.089.566
265	IDSKP SEKUPANG	14.260.121	271.960.754	161.614.807	2.022.112.732
267	IDKAB KABIL/PANAU	38.775.606	321.240.351	80.060.785	929.333.296
271	IDBTH HANG NADIM (U)	84.856	1.051.879	32.456.531	373.380.926
<b>DKI JAKARTA</b>		<b>141.067.386</b>	<b>2.470.487.345</b>	<b>797.814.800</b>	<b>12.968.762.040</b>
431	IDTPP TANJUNG PRIOK	138.978.382	2.432.725.729	656.264.892	10.217.615.107
433	IDJKT JAKARTA / PASAR IKAN	0	46.343	0	74.950
434	IDCGK SOEKARNO-HATTA (U)	2.086.030	37.681.446	141.477.247	2.749.837.235
436	IDHLP HALIM PERDANA KUSUMA (U)	2.974	33.827	72.661	1.234.748
<b>JAWA BARAT</b>		<b>10.333</b>	<b>46.666</b>	<b>2.021.227</b>	<b>17.861.309</b>
463	IDCBN CIREBON/PENGGUNG (U)	12	76	5.399	10.973
466	IDBDO HUSEIN SASTRANEGARA	0	946	0	1.911.994
467	IDBLG BALONGAN	0	286	0	6.131

**K3. IMPOR KAWASAN BERIKAT / BOUNDED ZONE IMPORT**  
**MENURUT PROPINSI DAN PELABUHAN IMPOR / BY PROVINCE AND PORT OF IMPORTATION**  
**\*\* NOPEMBER / NOVEMBER 2008 \*\***

Kode Code	Propinsi / Pelabuhan Impor Province / Port of Impotation	Berat Bersih / Net Weight (Kg)		Nilai CIF / CIF Value (US\$)	
		Bulan ini Current month	Kumulatif Cum. Jan to date	Bulan ini Current month	Kumulatif Cum. Jan to date
468	IDBND GEDE BAGE-BANDUNG (PTT)	10.321	44.791	2.015.828	15.916.335
470	IDCRB CIREBON (PTT)	0	1	0	570
480	IDCIN CINTA, JAVA	0	566	0	15.306
	<b>JAWA TENGAH</b>	<b>9.397.787</b>	<b>115.488.839</b>	<b>39.349.640</b>	<b>438.119.477</b>
491	IDTEG TEGAL	0	1	0	20
494	IDTES TANJUNG EMAS	9.397.037	115.468.545	39.306.102	437.292.225
496	IDSRG ACHMAD YANI (U)	166	9.889	7.661	250.207
497	IDSMR SEMARANG (PTT)	0	640	0	4.238
498	IDSOC JEBRES/ADI SUMARMO	584	9.684	35.877	571.365
499	IDSMM ADI SUMARMO (U)	0	80	0	1.422
	<b>DI YOGYAKARTA</b>	<b>1.256</b>	<b>13.436</b>	<b>1.831</b>	<b>121.309</b>
531	IDJOG ADI SUCIPTO (U)	1.236	5.384	1.081	65.348
532	IDJOK YOGYAKARTA (PTT)	20	8.052	750	55.961
	<b>JAWA TIMUR</b>	<b>80.862.973</b>	<b>281.717.688</b>	<b>96.476.444</b>	<b>599.587.642</b>
563	IDTPE TANJUNG PERAK	75.820.322	251.527.634	81.585.425	502.106.291
564	IDPAZ PASURUAN	4.879.850	26.637.648	9.470.933	40.036.234
565	IDPRO PROBOLINGGO	12.170	2.407.375	58.521	9.338.569
587	IDSUB JUANDA (U)-SURABAYA	150.545	1.144.945	5.361.278	48.106.261
589	IDPOL POLENG	86	86	287	287
	<b>BANTEN</b>	<b>3.008.117</b>	<b>15.563.335</b>	<b>3.482.400</b>	<b>20.814.966</b>
461	IDMRK MERAK	3.008.117	15.563.335	3.482.400	20.814.966
	<b>BALI</b>	<b>41.957</b>	<b>431.857</b>	<b>1.883.974</b>	<b>31.937.957</b>
611	IDBUL BULELENG	0	1.354	0	40.984
613	IDBOA BENOA/LOLOAN	0	45.303	0	1.067.051
620	IDDPS NGURAH RAI (U)	41.957	385.200	1.883.974	30.829.922
	<b>NUSA TENGGARA BARAT</b>	<b>0</b>	<b>1.156</b>	<b>0</b>	<b>13.245</b>
655	IDBMU BIMA	0	1.156	0	13.245
	<b>NUSA TENGGARA TIMUR</b>	<b>0</b>	<b>1.355</b>	<b>0</b>	<b>26.840</b>
693	IDTEN TENAU	0	1.355	0	26.840
	<b>KALIMANTAN TENGAH</b>	<b>0</b>	<b>855</b>	<b>0</b>	<b>16.497</b>
750	IDPPS PULANG PISAU	0	855	0	16.497
	<b>KALIMANTAN SELATAN</b>	<b>0</b>	<b>55</b>	<b>0</b>	<b>1.260</b>
771	IDBAN BANJARMASIN	0	55	0	1.260
	<b>KALIMANTAN TIMUR</b>	<b>0</b>	<b>994.729</b>	<b>0</b>	<b>5.448.139</b>
803	IDBPP BALIKPAPAN	0	841.475	0	5.003.063
805	IDSRD SAMARINDA	0	101.290	0	148.987
817	IDBTG BONTANG	0	51.964	0	296.089
	<b>SULAWESI TENGAH</b>	<b>0</b>	<b>2.639.912</b>	<b>0</b>	<b>1.626.311</b>
866	IDPRG PARIGI	0	7.912	0	73.155
877	IDPAT PANTOLOAN	0	2.632.000	0	1.553.156
	<b>SULAWESI SELATAN</b>	<b>0</b>	<b>99</b>	<b>0</b>	<b>5.122</b>
897	IDMLI MALILI, SULAWESI	0	99	0	5.122
	<b>MALUKU UTARA</b>	<b>203</b>	<b>203</b>	<b>666</b>	<b>666</b>
942	IDTTE TERNATE	203	203	666	666
	<b>PAPUA</b>	<b>0</b>	<b>45.738</b>	<b>0</b>	<b>313.571</b>
980	IDTIM AMAMAPARE	0	45.738	0	313.571
	<b>PAPUA BARAT</b>	<b>0</b>	<b>138</b>	<b>0</b>	<b>1.443</b>
982	IDSQK SORONG / JEFMAN (U)	0	138	0	1.443
	<b>TOTAL IMPORT</b>	<b>404.649.510</b>	<b>4.822.556.901</b>	<b>1.583.816.485</b>	<b>22.299.769.402</b>