

KATA PENGANTAR

Publikasi Statistik Impor Januari ini merupakan kelanjutan dari publikasi sebelumnya yang diterbitkan secara bulanan oleh Badan Pusat Statistik (BPS). Publikasi ini berisi data yang merupakan hasil pengolahan dokumen, baik yang berupa soft copy maupun hard copy. Data yang disajikan dalam publikasi ini, mencakup :

- A. Impor menurut Golongan Barang HS, Golongan Barang SITC, Komoditi (HS), Negara Asal, Pelabuhan Impor, Negara Asal dan Lima Golongan Barang Utama SITC 3 digit, Komoditi tertentu dan Negara Asal Utama
- B. Impor Kawasan Berikat menurut Golongan Barang HS 2 digit, Golongan Barang SITC, Negara Asal, Provinsi dan Pelabuhan Impor

Ucapan terima kasih dan penghargaan yang setinggi-tingginya disampaikan kepada seluruh aparat Bea dan Cukai serta Bank Indonesia yang telah secara teratur dan berkesinambungan mengirimkan dokumen PIB, juga kepada PT. Pertamina yang telah memberikan data impor minyak dan gas secara rutin. Selanjutnya, kepada semua pihak yang telah banyak membantu Badan Pusat Statistik sehingga memungkinkan diterbitkannya publikasi ini, juga disampaikan terima kasih.

Akhirnya, kami mengharapkan semoga publikasi ini dapat bermanfaat bagi pemakai.

Jakarta, Maret 2009
Badan Pusat Statistik
Kepala,

DR. RUSMAN HERIAWAN
NIP. 340003999

FOREWORD

The monthly publication of import statistics, is a sequential issue from the preceding publication which developed by The BPS-Statistics Indonesia. This Publication contains the data of imports document on both softcopy and hardcopy. The data in this publication covered:

- A. Import by HS Commodity Groups, SITC Commodity Groups, Commodity (HS), Country of Origin, Port of Importation, Country of Origin and Five Major SITC Commodity Group, Certain Commodities import by Main Country of Origin
- B. Bonded Zone import by Commodity 2 Digits HS, by SITC Commodity Group, Country of Origin, by Province and port of Importation

Deeply gratitude and the highest appreciation are due to the Custom Officers and Bank of Indonesia of their contribution of regularly in sending documents, and also to PT. Pertamina for the best cooperation in supporting data of oil and gas so that BPS published this edition successfully.

Finally, it is hoped that this publication would be useful for users.

Jakarta, March 2009
BPS-Statistics Indonesia

DR. RUSMAN HERIAWAN
Director General

PENJELASAN

1. DAERAH PENCATATAN

Daerah pencatatan statistik dalam publikasi ini meliputi seluruh wilayah Republik Indonesia.

2. SUMBER DOKUMEN

Statistik dikumpulkan berdasarkan dokumen impor (Pemberitahuan Impor Barang (PIB - BC 2.0) dan Pemberitahuan Pengangkutan Barang Impor (PPBI – BC 2.3) yang diisi oleh importir. Dokumen PIB - BC 2.0 dan PPBI - BC 2.3 diterima dari Bea dan Cukai dan berlaku sejak April 1997 berdasarkan Surat Keputusan Menteri Keuangan nomor 101/KMK.05/1997 tanggal 10 Maret 1997.

3. SISTEM PERDAGANGAN

Sistem pencatatan Statistik Perdagangan Luar Negeri mempergunakan Sistem Perdagangan Umum (*the General Trade System*) atau dengan Sistem Perdagangan Khusus (*the Special Trade System*). Dalam Sistem Perdagangan Umum, Kawasan Berikat dianggap sebagai "dalam negeri", sedangkan dalam Sistem Perdagangan Khusus, dianggap sebagai "luar negeri". Sejak Januari 2008, sistem pencatatan Statistik Impor menggunakan Sistem Perdagangan Umum.

4. RUANG LINGKUP

Pencatatan Statistik Impor meliputi seluruh barang-barang yang masuk ke wilayah Indonesia.

5. KASUS KHUSUS

5.1 Sebagian impor kapal laut dan pesawat beserta suku cadangnya termasuk dalam Statistik Impor.

5.2 Barang-barang luar negeri yang diolah atau diperbaiki didalam negeri tetap dicatat sebagai barang impor, meskipun setelah barang tersebut selesai diproses akan kembali ke luar negeri (*re-ekspor*).

5.3 Barang-barang di bawah ini tidak termasuk di dalam Statistik Impor :

- a. Pakaian dan barang-barang perhiasan penumpang.
- b. Barang-barang penumpang untuk dipakai sendiri, kecuali lemari es, pesawat TV dan sebagainya.
- c. Barang-barang yang diimpor untuk keperluan perwakilan (kedutaan) suatu negara.
- d. Barang-barang untuk ekspedisi dan ekshibisi/pameran.
- e. Sebagian barang-barang yang langsung diimpor oleh angkatan bersenjata.
- f. Pembungkus/peti kemas.
- g. Uang dan surat-surat berharga.
- h. Barang-barang sebagai contoh.

6. SISTEM PENGOLAHAN

Data dalam publikasi ini mencakup dokumen PIB selama Januari 2009 yang diterima oleh Badan Pusat Statistik sampai akhir Februari 2009. Sistem pengolahan menggunakan *Carry Over*. Dengan metode ini dokumen-dokumen dari Bea dan Cukai ditunggu selama satu bulan setelah bulan berjalan. Dokumen-dokumen yang datang terlambat akan dimasukkan dalam bulan pengolahan berikutnya.

7. KLASIFIKASI JENIS BARANG

Penggolongan barang yang digunakan di dalam statistik impor adalah klasifikasi Barang Impor yang berdasarkan pada Buku Tarif Bea Masuk Indonesia 2007 (BTBMI 2007) yang mengacu pada amandemen keempat dari World Customs Organization (WCO) sebagai lembaga Internasional yang menyusun klasifikasi Harmonized System (HS). Disamping menggunakan HS sebagai klasifikasi jenis barang, juga digunakan Standard International Trade Classification (SITC) Revisi 4.

8. PERIODE REFERENSI

Periode penentuan impor adalah tanggal penyelesaian dokumen oleh pejabat-pejabat Bea dan Cukai yang terdapat dalam dokumen impor.

9. NILAI BARANG

Nilai barang dinyatakan dalam nilai CIF (US\$) dan nilai Kurs Maret 2008 yang digunakan adalah US\$ 1 = Rp. 11.111,-

10. SATUAN BARANG

Berat barang impor adalah berat bersih dan dinyatakan dalam Kg.

11. NEGARA ASAL

Negara asal adalah negara dimana barang-barang tersebut dihasilkan yang dokumennya setelah diperiksa oleh pejabat Bea dan Cukai dan dinyatakan sesuai dengan peraturan yang berlaku.

EXPLANATORY NOTES

1. AREA RECORDINGS

The statistical recording area in this publication covers the entire territory of the Republic of Indonesia.

2. SOURCE OF DOCUMENTS

Statistics are compiled based on Import Declaration Form (Pemberitahuan Impor Barang (PIB-BC 2.0) or Pemberitahuan Pengangkutan Barang Impor (PPBI-BC 2.3)) of Import documents that are filled by importers. The PIB documents received from Customs and Excise, prevailing on April 1, 1997, based on Minister of Finance Decree No. 101/KMK.05/1997, March 10, 1997.

3. TRADE SYSTEM

The systems of recording Foreign Trade Statistics apply the General Trade System or the Special Trade System. In the General Trade System, the Bonded Zone is regarded as "*Domestic*", while in the Special Trade System; the Bonded Zone is regarded as "*Abroad*". Since January 2008, the systems of recording import Statistics have applied the General Trade System.

4. COVERAGE

The recording Import Statistics covers all goods entering the Indonesian territory.

5. PARTICULAR CASES

5.1 Part of importation of sea vessels and airplanes and their spare parts are included in the Import Statistics.

5.2 Overseas goods which are processed or modified in Indonesian Country are recorded as importation, although after the goods finish process will return to abroad (re-exports).

5.3 The goods here under are not included in the Import Statistics:

- a. Clothes and jewelry of passengers.
- b. Luggage of passengers of own use, except refrigerators, television sets, etc.
- c. Goods imported for the use of foreign countries representations (embassies).
- d. Goods for expeditions and exhibition shows.
- e. A part of the goods directly imported by armed forces.
- f. Packing's containers to be refilled.
- g. Bank notes and securities.

h. Sample goods.

6. PROCESSING SYSTEM

The data in this publication covers documents of January 2009 were received by the BPS to the end of February, 2009. The documents are processed using a carry over system. The deadline for the acceptance of documents of a certain month is one month after the reference period, which means the end of the following month. The documents accepted after the deadline is considered as the document of the following month.

7. COMMODITY CLASSIFICATION

The classification of goods in this publication applies the 2007 Indonesia's Tariff Classification, based on fourth amendment from World Customs Organization (WCO) as an International Organization who arranged the Classification of Harmonized System (HS). Besides applying the HS, the Standard International Trade Classification (SITC) Revised 4 is also applied in the classification of goods.

8. REFERENCE PERIOD

The period of import determination is the date of settlement/completion by the Customs and Excise Officials as stated in the Import documents.

9. COMMODITY VALUATION

The values recorded, are the CIF value (US\$). The exchange rate use for January 2008, US\$ 1 = Rp. 11,111,-

10. UNIT OF COMMODITY

The net weight of imported goods are presented to Kg.

11. COUNTRY OF ORIGIN

Country of origin is the country in which the goods have been produced, after being verified by Customs and Excise Officials, pursuant to the prevailing regulations

DAFTAR ISI/CONTENTS

		Halaman/Page
	KATA PENGANTAR/FOREWORD	iii-iv
	PENJELASAN/EXPLANATORY NOTES	v-viii
	DAFTAR ISI/CONTENTS	ix
	RINGKASAN/SUMMARY	xi-xix
Tabel/Table	I-1. Import Menurut Golongan Barang HS/ <i>Import by HS Commodity Groups</i> A. Menurut 21 Golongan Barang HS/ <i>By 21 HS Commodity Groups</i>	1
	B. Menurut Golongan Barang 2 Dijiit HS/ <i>By Commodity Groups 2 Digit Code HS</i>	2
	C. Menurut 40 Golongan Barang HS Terbesar/ <i>By 40 Biggest Commodities 10 Digit HS Code</i>	3
Tabel/Table	I-2. Impor Menurut Golongan Barang SITC/ <i>Import by SITC Commodity Groups</i>	4-8
Tabel/Table	I-3. Impor Menurut Komoditi (HS)/ <i>Import by Commodity (HS)</i>	9-91
Tabel/Table	I-4. Impor Menurut Negara Asal/ <i>Import by Country of Origin</i>	92-94
Tabel/Table	I-5. Impor Menurut Pelabuhan Impor/ <i>Import by Port of Importation</i>	95-96
Tabel/Table	I-6. Impor Menurut Negara Asal dan Lima Golongan Barang (SITC) Utama/ <i>Import by Country of Origin and Five Major SITC Commodity Group</i>	97-117
Tabel/Table	I-7. Impor Komoditi Tertentu Menurut Negara Asal Utama/ <i>Certain Commodities Import by Main Country of Origin</i>	118-121
Tabel/Table	K1. Import Kawasan Berikat Menurut Golongan Barang 2 Dijiit HS/ <i>Bonded Zone Import by Commodity 2 Digits HS</i>	122-123
Tabel/Table	K2. Impor Kawasan Berikat Menurut Golongan Barang SITC/ <i>Bonded Zone Import by SITC Commodity Group</i>	124-128
Tabel/Table	K3. Impor Kawasan Berikat Menurut Negara Asal/ <i>Bonded Zone Import by Country of Origin</i>	129-130
Tabel/Table	K4. Impor Kawasan Berikat Menurut Provinsi dan Pelabuhan Impor/ <i>Bonded Zone Import by Province and Port of Importation</i>	131

<http://www.bps.go.id>

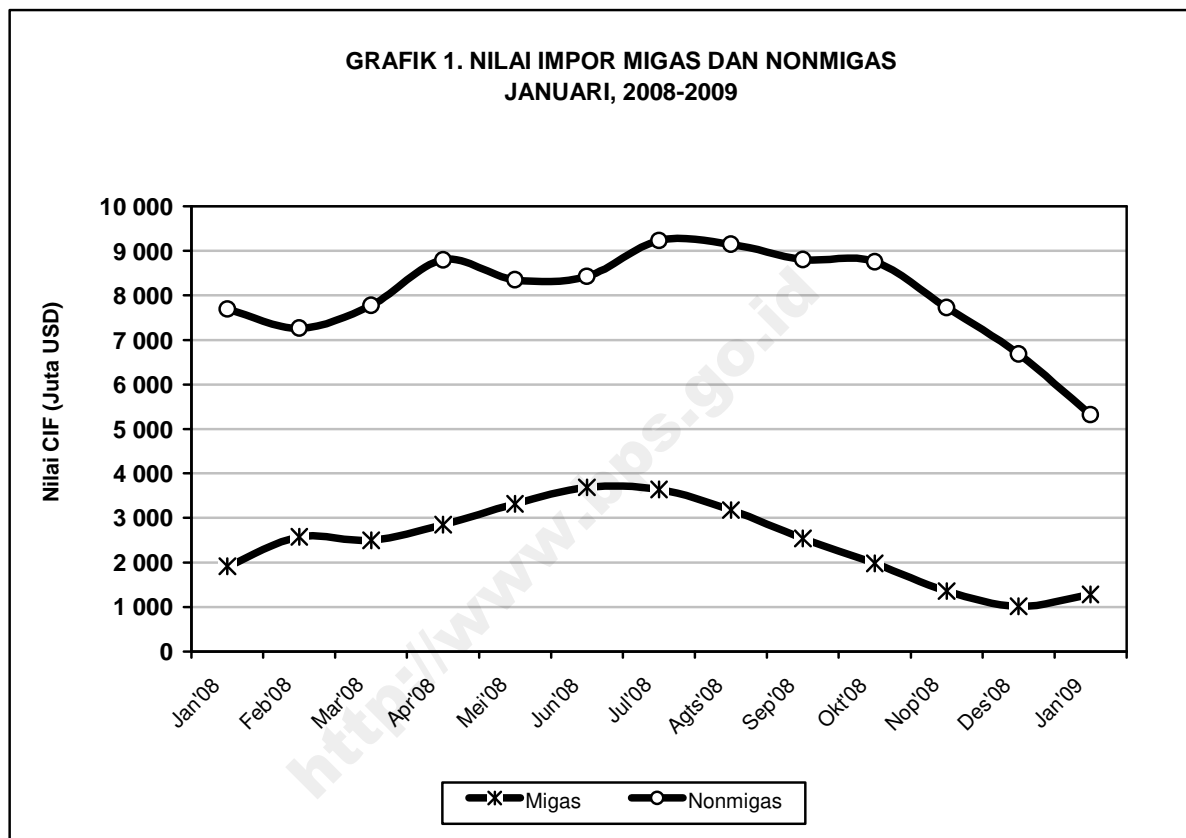
RINGKASAN

Pada Januari 2008 nilai impor mencapai USD 6.600,6 juta yang terdiri dari impor melalui Kawasan Berikat sebesar USD 1.192,8 juta (18,07 persen) dan di Luar Kawasan Berikat sebesar USD 5.407,8 juta (81,93 persen). Nilai impor migas Indonesia mencapai USD 1.281,5 juta atau 19,41 persen dari total impor Indonesia. Sedangkan nilai impor nonmigas mencapai USD 5.319,1 juta dan memberikan peranan sebesar 80,59 persen terhadap total impor Indonesia.

**TABEL 1. IMPOR MIGAS DAN NONMIGAS
JANUARI, 2008-2009**

Tahun/Bulan	Migas		Nonmigas		Total		
	Indonesia	Kawasan Berikat	Indonesia	Kawasan Berikat	Indonesia	Kawasan Berikat	
Nilai CIF (Juta USD)							
2008	Januari	1 918,5	10,6	7 689,6	2 096,1	9 608,1	2 106,7
	Februari	2 576,9	11,4	7 266,0	1 960,2	9 842,9	1 971,6
	Maret	2 499,8	8,1	7 776,9	2 299,6	10 276,7	2 307,7
	April	2 851,1	20,8	8 795,6	2 273,6	11 646,7	2 294,4
	Mei	3 315,3	17,5	8 348,9	1 978,0	11 664,2	1 995,5
	Juni	3 685,9	49,4	8 424,6	2 195,1	12 110,5	2 244,5
	Juli	3 639,1	23,2	9 230,7	2 039,3	12 869,8	2 062,5
	Agustus	3 177,1	36,4	9 149,1	1 971,6	12 326,2	2 008,0
	September	2 539,1	5,0	8 803,7	1 935,0	11 342,8	1 940,0
	Oktober	1 977,7	5,3	8 754,8	1 779,8	10 732,5	1 785,1
	Nopember	1 358,0	6,9	7 723,3	1 576,9	9 081,3	1 583,8
	Desember	1 014,4	1,8	6 681,2	1 400,2	7 695,6	1 402,0
2009	Januari	1 281,5	8,7	5 319,1	1 184,1	6 600,6	1 192,8
Peranan Terhadap Total Impor (%)							
2008	Januari	19,97	0,50	80,03	99,50	100,00	100,00
	Februari	26,18	0,58	73,82	99,42	100,00	100,00
	Maret	24,32	0,35	75,68	99,65	100,00	100,00
	April	24,48	0,91	75,52	99,09	100,00	100,00
	Mei	28,42	0,88	71,58	99,12	100,00	100,00
	Juni	30,44	2,20	69,56	97,80	100,00	100,00
	Juli	28,28	1,12	71,72	98,88	100,00	100,00
	Agustus	25,78	1,81	74,22	98,19	100,00	100,00
	September	22,39	0,26	77,61	99,74	100,00	100,00
	Oktober	18,43	0,30	81,57	99,70	100,00	100,00
	Nopember	14,95	0,44	85,05	99,56	100,00	100,00
	Desember	13,18	0,13	86,82	99,87	100,00	100,00
2009	Januari	19,41	0,73	80,59	99,27	100,00	100,00

Dari total nilai impor migas Indonesia, impor melalui Kawasan Berikat hanya sebesar USD 8,7 juta atau 0,68 persen, sedangkan sisanya sebanyak USD 1.272,8 juta (99,32 persen) di Luar Kawasan Berikat. Sementara itu, nilai impor nonmigas di Luar Kawasan Berikat mencapai USD 4.135,0 juta atau 77,74 persen dan yang melalui Kawasan Berikat sebesar USD 1.184,1 juta (22,26 persen).



Dilihat dari peranannya, selama tiga belas bulan terakhir impor migas memberikan kontribusi rata-rata 22,79 persen per bulan dan impor nonmigas sebesar 77,21 persen per bulan. Sementara itu, pada Januari 2009 peranan impor migas mencapai 19,41 persen yang berarti angka tersebut berada di bawah rata-rata. Sebaliknya peranan impor nonmigas berada di atas rata-rata yaitu 80,59 persen.

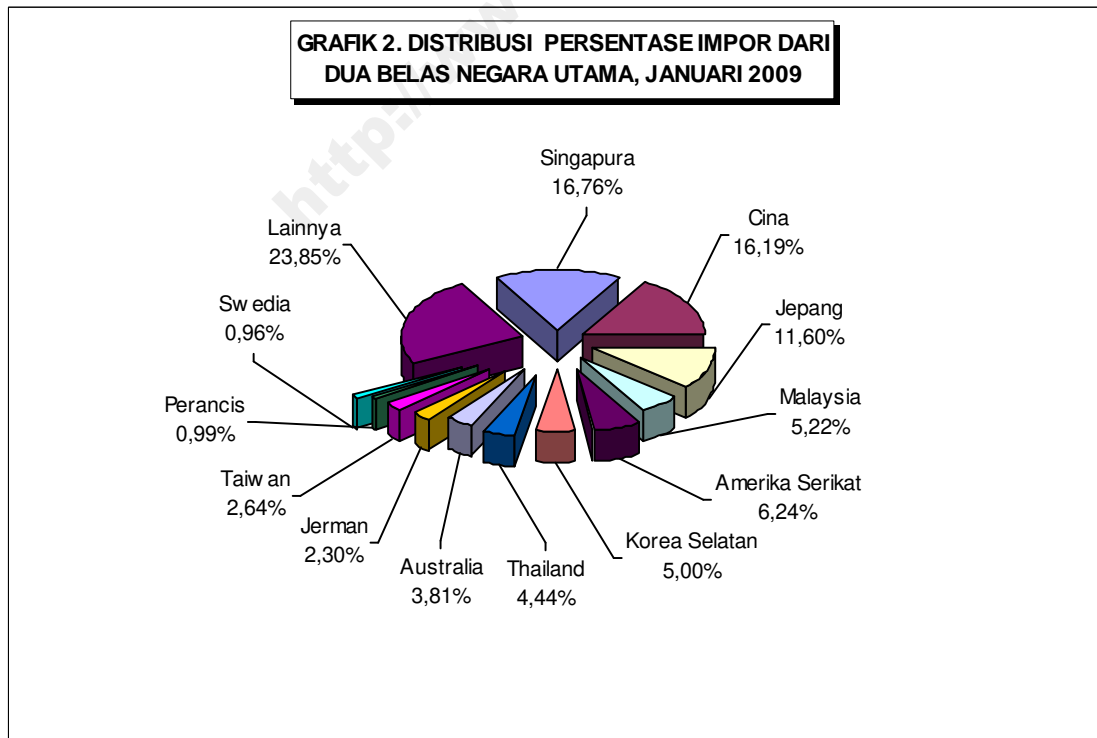
Dengan diterapkannya Sistem Perdagangan Umum (General Trade System) dalam pencatatan statistik impor, secara keseluruhan nilai impor barang yang tercatat mengalami kenaikan yang nyata (signifikan).

**TABEL 2. PERKEMBANGAN IMPOR MIGAS DAN NONMIGAS
JANUARI, 2005-2009**

Bulan/ Tahun	Nilai (JutaUSD)			Peranan (%)			
	Migas	Nonmigas	Total	Migas	Nonmigas	Total	
Januari:							
SPK:	2005	1 059,0	3 062,4	4 121,4	25,70	74,30	100,00
	2006	1 207,4	3 181,6	4 389,0	27,51	72,49	100,00
	2007	1 392,2	3 891,3	5 283,5	26,35	73,65	100,00
SPU:	2008	1 918,5	7 689,6	9 608,1	19,97	80,03	100,00
	2009	1 281,5	5 319,1	6 600,6	19,41	80,59	100,00

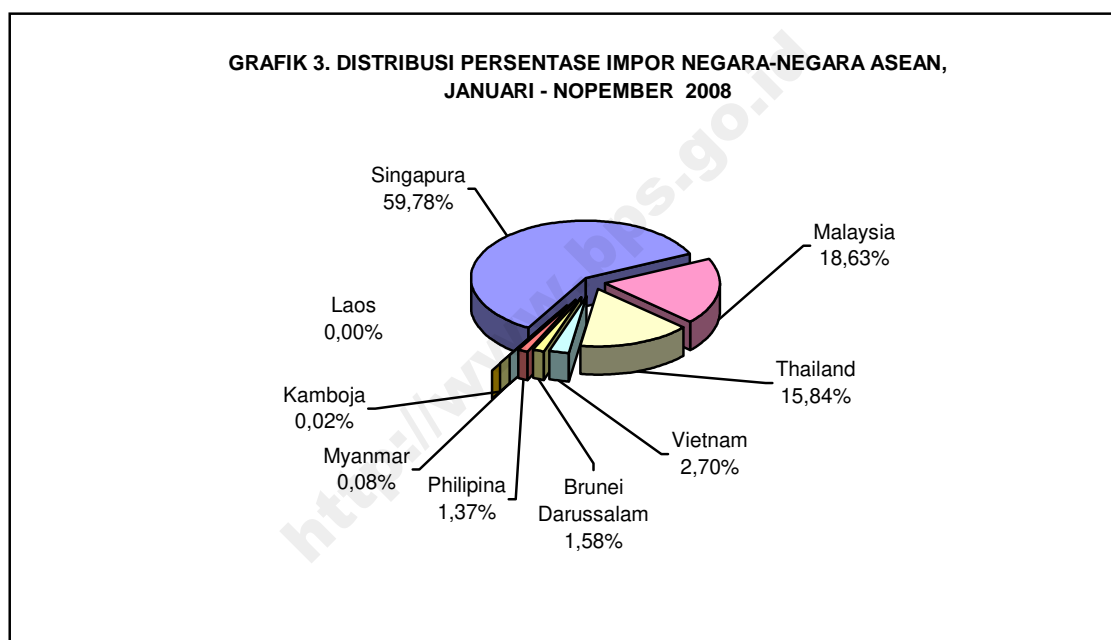
Keterangan : SPK = Sistem Perdagangan Khusus
SPU = Sistem Perdagangan Umum

Impor migas Januari 2009 sebesar USD 1.281,5 juta atau menurun 33,20 persen jika dibandingkan impor migas periode sebelumnya. Demikian halnya dengan impor nonmigas Januari 2009 yaitu sebesar USD 5.319,1 juta atau menurun sebesar 30,83 persen dibanding impor nonmigas Januari 2008 yang sebesar USD 7.689,6 juta. Dilihat dari nilainya, selama Januari pada periode 2005-2009 di dominasi oleh impor nonmigas dengan rata-rata peranan sebesar 76,21 persen per tahun. Dengan demikian dapat disimpulkan bahwa perekonomian Indonesia selama ini masih bertumpu pada sektor nonmigas.



Dari keseluruhan nilai impor pada Januari - Januari 2008, 76,15 persen berasal dari dua belas negara utama. Singapura menempati posisi pertama, yaitu 16,76 persen dari total impor Indonesia, diikuti oleh Cina (16,19 persen), Jepang (11,60 persen), Malaysia (5,22 persen), Amerika Serikat (6,24 persen), Korea Selatan (5,00 persen), Thailand (4,44 persen), Australia (3,81 persen), Jerman (2,30 persen), Taiwan (2,64 persen), Perancis (0,99 persen), dan Swedia (0,96 persen).

Impor terbesar pada Januari 2009 berasal dari sembilan negara kelompok APEC Lainnya yakni mencapai 41,87 persen atau sebesar USD 2.763,5 juta. Kelompok negara ASEAN berada di urutan berikutnya dengan peranan sebesar 28,03 persen (USD 1.850,4 juta), kemudian diikuti negara-negara kelompok Uni Eropa 8,79 persen (USD 580,4 juta), negara kelompok NAFTA sebesar 7,53 persen (USD 497,2 juta), dan kelompok negara lainnya menyumbang 13,78 persen (USD 909,1 juta).



Jika dilihat impor Indonesia dari kelompok ASEAN, selama Januari 2009 peranan impor yang paling tinggi adalah dari *Singapura* dengan peranan sebesar 59,78 persen dari total impor ASEAN. *Malaysia* menempati urutan kedua sebesar 18,63 persen, diikuti oleh *Thailand* (15,84 persen), *Vietnam* (2,70 persen), *Brunei Darussalam* (1,58 persen), *Philipina* (1,37 persen), sementara peranan impor dari *Myanmar*, *Kamboja* dan *Laos* masih di bawah satu persen.

Dari kelompok negara Uni Eropa, selama Januari 2009 peranan impor yang paling tinggi adalah dari *Jerman* dengan peranan sebesar 26,15 persen dari total impor Uni Eropa. *Perancis* menempati urutan kedua dengan peranan 11,23 persen, diikuti oleh *Swedia* (10,96 persen), *Inggris* (10,48 persen), dan *Italia* (9,22 persen).

**TABEL 3. NILAI DAN PERANAN IMPOR
DARI KELOMPOK NEGARA ASEAN, NAFTA, DAN UNI EROPA
JANUARI 2008 DAN 2009**

KELOMPOK NEGARA	Januari 2008		Januari 2009	
	Nilai (Juta USD)	Peranan (%)	Nilai (Juta USD)	Peranan (%)
APEC				
ASEAN	3 086,4	32,12	1 850,4	28,03
Thailand	444,6	4,63	293,1	4,44
Singapura	1 634,4	17,01	1 106,1	16,76
Philipina	50,9	0,53	25,4	0,39
Malaysia	719,0	7,48	344,8	5,22
Myanmar	3,1	0,03	1,4	0,02
Kamboja	0,1	0,00	0,3	0,00
Brunei Darussalam	182,6	1,90	29,3	0,44
Laos	0,0	0,00	0,0	0,00
Vietnam	51,7	0,54	50,0	0,76
NAFTA	751,8	7,82	497,2	7,53
Amerika Serikat	578,6	6,02	411,8	6,24
Kanada	164,2	1,71	78,5	1,19
Meksiko	9,0	0,09	6,9	0,10
NEGARA APEC LAINNYA	3 458,2	35,99	2 763,5	41,87
Jepang	1 039,2	10,82	765,7	11,60
Hongkong	235,3	2,45	122,3	1,85
Korea Selatan	377,6	3,93	330,0	5,00
Taiwan	231,6	2,41	174,2	2,64
Cina	1 244,5	12,95	1 068,7	16,19
Papua New Guinea	2,6	0,03	3,1	0,05
Australia	233,4	2,43	251,2	3,81
Selandia Baru	69,7	0,72	37,9	0,57
Chili	24,3	0,25	10,4	0,16
UNI EROPA	864,4	9,00	580,4	8,79
Jerman	261,3	2,72	151,8	2,30
Perancis	73,4	0,76	65,2	0,99
Swedia	78,3	0,81	63,6	0,96
Inggris	175,0	1,82	60,8	0,92
Italia	62,4	0,65	53,5	0,81
Belgia	57,6	0,60	44,3	0,67
Belanda	43,1	0,45	34,1	0,52
Finlandia	29,2	0,30	24,8	0,38
Austria	21,1	0,22	21,2	0,32
Spanyol	7,7	0,08	20,4	0,31
Irlandia	25,9	0,27	14,0	0,21
Denmark	7,6	0,08	10,7	0,16
Polandia	4,8	0,05	4,6	0,07
Cheska	5,7	0,06	2,4	0,04
Hungaria	0,8	0,01	2,1	0,03
UNI EROPA LAINNYA	10,5	0,11	6,9	0,10
LAINNYA	1 447,3	15,07	909,1	13,78
TOTAL IMPOR	9 608,1	100,00	6 600,6	100,00

**TABEL 4. IMPOR MENURUT GOLONGAN PENGGUNAAN BARANG
JANUARI 2005 - 2009**

Bulan/ Tahun	Nilai (Juta USD)				Peranan (%)				
	Barang Konsumsi	Bahan Baku/ Penolong	Barang Modal	Total	Barang Konsumsi	Bahan Baku/ Penolong	Barang Modal	Total	
Januari :									
SPK:	2005	335,9	3 182,9	602,6	4 121,4	8,15	77,23	14,62	100,00
	2006	371,1	3 227,9	790,0	4 389,0	8,46	73,55	18,00	100,00
	2007	434,9	4 146,4	702,2	5 283,5	8,23	78,48	13,29	100,00
SPU:	2008	648,4	7 354,5	1 605,2	9 608,1	6,75	76,54	16,71	100,00
	2009	464,4	4 793,1	1 343,1	6 600,6	7,03	72,62	20,35	100,00

Keterangan : SPK = Sistem Perdagangan Khusus
SPU = Sistem Perdagangan Umum

Rata-rata nilai impor Januari periode 2005-2009 adalah sebesar USD 6.000,5 juta dengan rata-rata nilai impor barang konsumsi dan peranannya USD 450,9 juta (7,72 persen), impor *bahan baku/penolong* sebesar USD 4.541,0 juta (75,68 persen), dan impor *barang modal* sebesar USD 1.008,6 juta (16,59 persen). Jika dibandingkan Januari 2008, maka semua golongan barang mengalami penurunan yang cukup tinggi. Penurunan tertinggi terjadi pada kelompok bahan baku/penolong yaitu sebesar 34,83 persen. Sementara itu, impor kelompok barang konsumsi dan barang modal menurun masing-masing sebesar 28,38 persen dan 16,33 persen.

**GRAFIK 5. PERSENTASE NILAI IMPOR INDONESIA
MENURUT GOLONGAN PENGGUNAAN BARANG
JANUARI 2008 DAN 2009**



Dilihat dari peranannya selama Januari periode 2005-2009, rata-rata peranan tertinggi diberikan oleh impor bahan baku/penolong yaitu 72,62 persen, diikuti oleh rata-rata impor barang modal sebesar 20,35 persen dan rata-rata impor bahan konsumsi sebesar 7,03 persen. Sementara itu, peran barang konsumsi yang tertinggi dicapai di tahun 2006 yaitu sebesar 8,46 persen. Golongan bahan baku/penolong memberikan peranan tertinggi di tahun 2007 sebesar 78,48 persen, sedangkan golongan barang modal peran tertingginya dicapai pada tahun 2009 sebesar 20,35 persen.

Jika dibandingkan dengan periode tahun sebelumnya, peranan nilai impor *barang konsumsi* dan *barang modal* terhadap keseluruhan nilai impor pada Januari 2009 mengalami peningkatan masing-masing dari 6,75 persen menjadi 7,03 persen (naik 0,29 poin) dan dari 16,71 persen menjadi 20,35 persen (naik 3,64 poin). Sebaliknya impor *bahan baku/penolong* menurun dari 76,54 persen menjadi 72,62 persen (turun 3,93 poin).

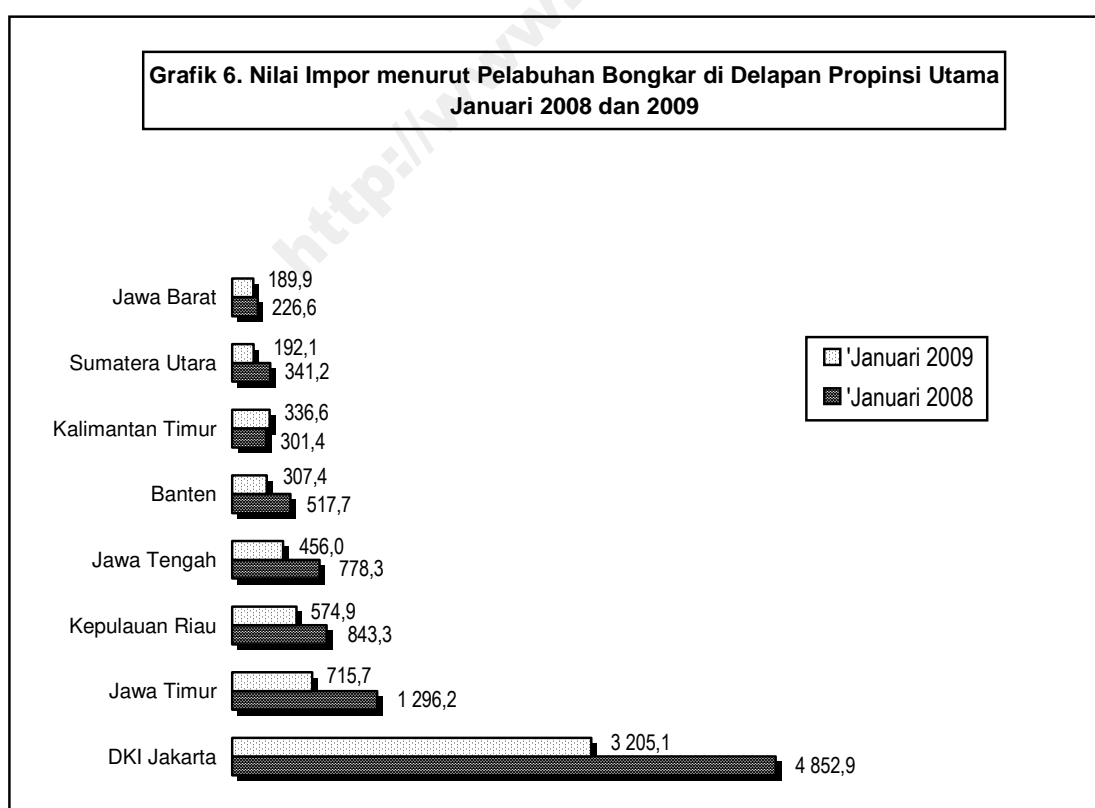
Menurut golongan barang SITC (Standard International Trade Classification) 1 dijit, kelompok barang utama impor selama Januari 2009 adalah kelompok *mesin dan alat angkutan* dengan nilai sebesar USD 2.482,0 juta dan memberikan peran sebesar 37,60 persen dari total impor Indonesia Januari 2009. Dilihat dari nilainya, maka nilai impor kelompok ini menurun sebesar 25,59 persen jika dibandingkan periode yang sama tahun sebelumnya. Namun, dilihat dari peranan impor kelompok barang ini mengalami peningkatan sebesar 2,88 poin yaitu dari 34,72 persen menjadi 37,60 persen.

**TABEL 5. IMPOR MENURUT SITC-1 DIJIT
JANUARI 2008 DAN 2009**

SITC	Januari 2008		Januari 2008		Perubahan Jan'09 thd Jan'08 (%)
	Nilai (Juta USD)	Peranan (%)	Nilai (Juta USD)	Peranan (%)	
0 Bahan Makanan dan Binatang Hidup	710,1	7,39	500,8	7,59	-29,47
1 Minuman dan Tembakau	33,2	0,35	34,1	0,52	2,71
2 Bahan Baku dan Hasil Tambang	538,3	5,60	303,0	4,59	-43,71
3 Minyak dan Bahan Bakar Mineral	1 924,0	20,02	1 285,8	19,48	-33,17
4 Minyak Nabati dan Hewani	11,4	0,12	5,7	0,09	-50,00
5 Bahan Kimia dan produknya	1 180,9	12,29	652,4	9,88	-44,75
6 Barang-barang Buatan Pabrik	1 576,1	16,40	1 114,0	16,88	-29,32
7 Mesin dan Alat Angkutan	3 335,6	34,72	2 482,0	37,60	-25,59
8&9 Lainnya	298,5	3,11	222,8	3,37	-25,36
Total Impor	9 608,1	100,00	6 600,6	100,00	-31,30

Impor kelompok barang SITC 1 digit yang terbesar berikutnya adalah *minyak dan bahan bakar mineral* dengan nilai USD 1.285,8 juta dengan peran sebesar 19,48 persen, diikuti oleh *barang-barang buatan pabrik* sebesar USD 1.114,0 juta (16,88 persen). Selanjutnya yaitu *bahan kimia dan produknya* sebesar USD 652,4 juta (9,88 persen), *bahan makanan dan binatang hidup* sebesar USD 500,8 juta (7,59 persen), *bahan baku dan hasil tambang* sebesar USD 303,0 juta (4,59 persen), *kelompok barang lainnya* sebesar USD 222,8 juta (3,37 persen), *minuman dan tembakau* sebesar USD 34,1 juta (0,52 persen), dan *minyak nabati dan hewani* sebesar USD 5,7 juta (0,09 persen).

Selama Januari 2009, pelabuhan di DKI Jakarta membongkar barang impor terbesar dibanding dengan pelabuhan di propinsi lain, yaitu sebesar USD 3.205,1 juta atau 48,58 persen dari total impor Indonesia. Propinsi dengan impor terbesar kedua adalah Jawa Timur yang mencapai USD 715,7 juta (10,84 persen), diikuti Kepulauan Riau USD 574,9 juta (8,71 persen), Jawa Tengah USD 456,0 juta (6,91 persen), dan Banten USD 307,4 juta (4,66 persen). Kemudian nilai impor yang masuk melalui propinsi Kalimantan Timur, Sumatera Utara, dan Jawa Barat masing-masing sebesar USD 336,6 juta, USD 192,1 juta, dan USD 189,9 juta. Sementara nilai impor ke propinsi lainnya masih berada di bawah USD 1,5 juta.



Dibandingkan periode yang sama tahun 2008, delapan propinsi utama diatas mengalami perubahan nilai. Hanya propinsi Kalimantan Timur yang menunjukkan perubahan positif dengan mengalami peningkatan sebesar 11,68 persen. Sementara itu, tujuh propinsi lainnya mengalami penurunan yaitu propinsi Jawa Timur sebesar 44,78 persen, Sumatera Utara 43,70 persen, Jawa Tengah sebesar 41,41 persen, Banten sebesar 40,62 persen, DKI Jakarta 33,95 persen, Kepulauan Riau sebesar 31,83 persen, dan Jawa Barat 16,20 persen.

TABEL 6. NILAI DAN PERANAN IMPOR MENURUT PROPINSI¹⁾
JANUARI 2008 DAN 2009

Propinsi	Januari 2008		Januari 2009		Perubahan Jan'09 thd Jan'08 (%)
	Nilai (Juta USD)	Peranan (%)	Nilai (Juta USD)	Peranan (%)	
Nanggroe Aceh Darussalam	5,6	0,06	2,7	0,04	-51,79
Sumatera Utara	341,2	3,55	192,1	2,91	-43,70
Sumatera Barat	30,7	0,32	22,0	0,33	-28,34
Riau	165,1	1,72	64,4	0,98	-60,99
Jambi	4,4	0,05	10,1	0,15	129,55
Sumatera Selatan	8,6	0,09	15,4	0,23	79,07
Bengkulu	0,8	0,01	2,4	0,04	200,00
Lampung	34,7	0,36	109,1	1,65	214,41
Bangka Belitung	8,2	0,08	3,1	0,05	-62,20
Kepulauan Riau	843,3	8,78	574,9	8,71	-31,83
DKI Jakarta	4 852,9	50,51	3 205,1	48,56	-33,95
Jawa Barat	226,6	2,36	189,9	2,88	-16,20
Jawa Tengah	778,3	8,10	456,0	6,91	-41,41
D I Yogyakarta	0,0	0,00	0,1	0,00	---
Jawa Timur	1 296,2	13,49	715,7	10,84	-44,78
Banten	517,7	5,39	307,4	4,66	-40,62
B a l i	34,9	0,36	21,4	0,32	-38,68
Nusa Tenggara Barat	25,3	0,26	20,1	0,31	-20,55
Nusa Tenggara Timur	0,0	0,00	0,0	0,00	---
Kalimantan Barat	4,7	0,05	3,3	0,05	-29,79
Kalimantan Tengah	2,7	0,03	1,5	0,02	-44,44
Kalimantan Selatan	14,0	0,14	210,8	3,19	1 405,71
Kalimantan Timur	301,4	3,14	336,6	5,10	11,68
Sulawesi Utara	0,7	0,01	0,1	0,00	-85,71
Sulawesi Tengah	0,1	0,00	0,0	0,00	-100,00
Sulawesi Selatan	60,0	0,62	55,2	0,84	-8,00
Maluku	1,7	0,02	8,2	0,12	382,35
Papua Barat	0,1	0,00	0,0	0,00	-100,00
Papua	48,2	0,50	73,0	1,11	51,45
TOTAL IMPOR	9 608,1	100,00	6 600,6	100,00	-31,30

Keterangan : ¹⁾ = melalui pelabuhan bongkar yang terdapat di propinsi

I-1. IMPOR MENURUT GOLONGAN BARANG HS / IMPORT BY HS COMMODITY GROUPS
A. MENURUT 21 GOLONGAN BARANG (HS) / BY 21 HS COMMODITY GROUP
***** JANUARI / JANUARY 2009 *****

H S	Uraian golongan barang <i>Group description</i>	Berat bersih / <i>Net weight (Kg)</i>		Nilai / <i>Value C.I.F (U S \$)</i>	
		Bulan ini	Kumulatif	Bulan ini	Kumulatif
		<i>Current month</i>	<i>Cum. Jan. to date</i>	<i>Current month</i>	<i>Cum. Jan. to date</i>
I	Live animals; animal product	59.546.690	59.546.690	122.807.754	122.807.754
II	Vegetable products	542.903.194	542.903.194	258.693.587	258.693.587
III	Fats, oils, waxes of animal/vegetable	3.814.920	3.814.920	6.343.662	6.343.662
IV	Foodstuffs,beverages,spirits and tobacco	300.802.845	300.802.845	187.156.731	187.156.731
IX	Wood and its articles,plaiting materials	35.984.160	35.984.160	20.074.583	20.074.583
V	Mineral products	3.695.126.403	3.695.126.403	1.374.379.180	1.374.379.180
VI	Prod. of chemical or allied industries	487.584.881	487.584.881	515.130.472	515.130.472
VII	Plastics, rubber and articles there of	132.198.392	132.198.392	254.465.672	254.465.672
VIII	Raw hides, skins, leather and articles	4.002.790	4.002.790	21.868.946	21.868.946
X	Pulp, paper and articles there of	251.894.130	251.894.130	125.391.902	125.391.902
XI	Textiles & textile articles	82.965.049	82.965.049	316.188.901	316.188.901
XII	Footwear, umbrellas, artificial flowers	3.059.032	3.059.032	14.125.848	14.125.848
XIII	Cement, plaster, glass, ceramic products	38.934.217	38.934.217	32.984.268	32.984.268
XIV	Pearls & precious/semiprecious stones	179.336	179.336	4.019.061	4.019.061
XIX	Arms and amunition; parts & accesories	7.078	7.078	1.070.668	1.070.668
XV	Base metals and articles there of	473.522.388	473.522.388	734.815.693	734.815.693
XVI	Machinery,electric,electronic equipments	182.949.915	182.949.915	2.002.720.388	2.002.720.388
XVII	Vechiles, aircraft, and vessels	96.585.917	96.585.917	485.110.367	485.110.367
XVIII	Optical,photographic,musical instruments	5.049.797	5.049.797	83.761.593	83.761.593
XX	Miscellaneous manufactures articles.	11.363.683	11.363.683	39.307.707	39.307.707
XXI	Works of art,antiques special provisions	58.796	58.796	152.266	152.266
TOTAL IMPORT		6.408.533.613	6.408.533.613	6.600.569.249	6.600.569.249

I-1. IMPOR MENURUT GOLONGAN BARANG (HS) / IMPORT BY HS COMMODITY GROUPS
B. MENURUT GOLONGAN BARANG 2 DIJIT HS / BY COMMODITY 2 DIGITS HS
***** JANUARI / JANUARY 2009 *****

H S	Uraian golongan barang <i>Group description</i>	Berat bersih / <i>Net weight (Kg)</i>		Nilai / <i>Value C.I.F (U S \$)</i>	
		Bulan ini	Kumulatif	Bulan ini	Kumulatif
		<i>Current month</i>	<i>Cum. Jan. to date</i>	<i>Current month</i>	<i>Cum. Jan. to date</i>
01	Live animals	24.546.779	24.546.779	50.267.082	50.267.082
02	Meat and edible meat offal	5.574.827	5.574.827	11.396.594	11.396.594
03	Fish and crustaceans	10.231.118	10.231.118	8.760.046	8.760.046
04	Dairy products, bird's eggs, natural honey	18.885.384	18.885.384	51.779.111	51.779.111
05	Products of animal origin	308.582	308.582	604.921	604.921
06	Live trees and other plants	88.615	88.615	115.540	115.540
07	Edible vegetables and certain roots and tubers	57.839.998	57.839.998	22.896.632	22.896.632
08	Edible fruits and nuts	62.121.745	62.121.745	55.678.177	55.678.177
09	Coffee, tea, mate, and spices	3.423.021	3.423.021	4.598.852	4.598.852
10	Cereals	347.842.768	347.842.768	131.750.026	131.750.026
11	Products of the milling industry; malt, starches	27.980.786	27.980.786	12.706.522	12.706.522
12	Oil seeds and oleaginous fruits; grains,seed, and fruits	43.095.131	43.095.131	28.453.065	28.453.065
13	Lac; gums; resins and other vegetable saps and extracts	476.625	476.625	2.430.317	2.430.317
14	Vegetable plaiting materials; vegetable products	34.505	34.505	64.456	64.456
15	Animal or vegetable oils/fats and their cleavage products	3.814.920	3.814.920	6.343.662	6.343.662
16	Preparations of meat/fish/crustaceans/mollucs or other aquatic	304.113	304.113	726.436	726.436
17	Sugar and sugar confectionery	94.072.661	94.072.661	30.595.934	30.595.934
18	Cocoa and cocoa preparations	4.257.900	4.257.900	9.882.907	9.882.907
19	Preparations of cereals, flour, starch or milk; pastrycooks' products	2.268.461	2.268.461	5.201.631	5.201.631
20	Preparations of vegetables, fruits, nuts or other part of plants	3.485.797	3.485.797	4.692.079	4.692.079
21	Miscellaneous edible preparations	9.907.445	9.907.445	30.849.160	30.849.160
22	Beverages, spirit, and vinegar	2.988.120	2.988.120	2.066.280	2.066.280
23	Residues and waste from the food industries	178.469.334	178.469.334	71.058.270	71.058.270
24	Tobacco and manufactured tobacco substitutes	5.049.014	5.049.014	32.084.034	32.084.034
25	Salts; sulphur; earths and stone; plastering materials, lime and	475.069.611	475.069.611	50.350.946	50.350.946
26	Ores, slag, and ash	147.820.879	147.820.879	35.156.530	35.156.530
27	Mineral fuels, mineral oils and products of their distillation	3.072.235.913	3.072.235.913	1.288.871.704	1.288.871.704
28	Inorganic chemicals	153.580.754	153.580.754	64.729.307	64.729.307
29	Organic chemicals	207.548.245	207.548.245	205.617.498	205.617.498
30	Pharmaceutical products	839.298	839.298	20.249.591	20.249.591
31	Fertilizers	59.367.766	59.367.766	32.042.958	32.042.958
32	Tanning or dyeing extracts	18.820.399	18.820.399	40.679.340	40.679.340
33	Essential oils and resinoids; perfumery, cosmetic or toilet preparatio	4.259.385	4.259.385	34.428.727	34.428.727
34	Soap, organic surface-active agents, washing, and lubricating	7.342.180	7.342.180	17.438.222	17.438.222
35	Albuminoid substances; modified starches; glues; enzymes	7.788.744	7.788.744	19.098.038	19.098.038
36	Explosives; pyrotechnic products; matches; certain combustible	305.778	305.778	1.775.959	1.775.959
37	Photographic and cinematographic goods	967.078	967.078	4.257.186	4.257.186
38	Miscellaneous chemical products	26.765.254	26.765.254	74.813.646	74.813.646
39	Plastics and articles thereof	111.728.902	111.728.902	176.792.949	176.792.949
40	Rubber and articles thereof	20.469.490	20.469.490	77.672.723	77.672.723

I-1. IMPOR MENURUT GOLONGAN BARANG (HS) / IMPORT BY HS COMMODITY GROUPS
B. MENURUT GOLONGAN BARANG 2 DIJIT HS / BY COMMODITY 2 DIGITS HS
***** JANUARI / JANUARY 2009 *****

H S	Uraian golongan barang <i>Group description</i>	Berat bersih / <i>Net weight (Kg)</i>		Nilai / <i>Value C.I.F (U S \$)</i>	
		Bulan ini <i>Current month</i>	Kumulatif <i>Cum. Jan. to date</i>	Bulan ini <i>Current month</i>	Kumulatif <i>Cum. Jan. to date</i>
41	Raw hides, skins, and leather	3.029.579	3.029.579	16.960.175	16.960.175
42	Articles of leather; saddlery and harness; travel goods and similar	972.518	972.518	4.898.508	4.898.508
43	Furskins and artificial fur; manufactures thereof	693	693	10.263	10.263
44	Wood and articles of wood; wood charcoal	35.919.717	35.919.717	19.903.710	19.903.710
45	Cork and articles of cork	31.071	31.071	88.782	88.782
46	Manufactured of straw or other plaiting materials; basketware and	33.372	33.372	82.091	82.091
47	Pulp of wood or of other fibrous cellulosic material; recovered	217.823.932	217.823.932	56.183.401	56.183.401
48	Paper and paperboard; articles of paper pulp or of	33.675.426	33.675.426	65.200.593	65.200.593
49	Printed books, newspapers, pictures, and other products of printing	394.772	394.772	4.007.908	4.007.908
50	Silk	113.555	113.555	618.902	618.902
51	Wool, fine or coarse animal hair; horse hair yarn, woven fabrics of	232.662	232.662	1.689.134	1.689.134
52	Cotton	38.483.257	38.483.257	104.826.959	104.826.959
53	Other vegetable textile fibres; paper yarns and woven fabrics of	1.386.929	1.386.929	3.199.765	3.199.765
54	Man-made filaments	8.140.696	8.140.696	41.528.904	41.528.904
55	Man-made staple fibres	13.467.799	13.467.799	42.483.720	42.483.720
56	Wadding, felt, and non-wovens	3.884.604	3.884.604	11.746.575	11.746.575
57	Carpets and other textile floor coverings	713.639	713.639	1.825.460	1.825.460
58	Special woven fabrics; tufted textile fabrics; lace; tapestries; embro	1.290.314	1.290.314	16.031.925	16.031.925
59	Impregnated, coated, covered or laminated textile fabrics	5.105.531	5.105.531	19.584.729	19.584.729
60	Knitted or crocheted fabrics	6.843.280	6.843.280	55.734.468	55.734.468
61	Articles of apparel and clothing accessories, knitted or crocheted	938.471	938.471	6.328.943	6.328.943
62	Articles of apparel and clothing accessories, not knitted or	1.038.406	1.038.406	7.554.281	7.554.281
63	Other made up textile articles; sets; worn clothing and worn textile a	1.325.906	1.325.906	3.035.136	3.035.136
64	Footwear, gaiters and the like; parts of such articles	2.502.346	2.502.346	12.611.309	12.611.309
65	Headgear and parts thereof	113.331	113.331	614.462	614.462
66	Umbrellas, walking sticks, seat-sticks, whips, riding crops and parts	396.786	396.786	497.562	497.562
67	Prepared feathers and articles; artificial flowers; articles of human	46.569	46.569	402.515	402.515
68	Articles of stone, plaster, cement, asbestos, mica or similar material	9.060.764	9.060.764	8.958.775	8.958.775
69	Ceramic products	16.542.966	16.542.966	11.458.783	11.458.783
70	Glass and glassware	13.330.487	13.330.487	12.566.710	12.566.710
71	Natural and cultured pearls, precious/semi precious stones, and	179.336	179.336	4.019.061	4.019.061
72	Iron and steel	304.073.233	304.073.233	303.266.785	303.266.785
73	Articles of iron and steel	112.870.189	112.870.189	271.354.708	271.354.708
74	Cooper and articles thereof	7.928.917	7.928.917	34.931.698	34.931.698
75	Nickel and articles thereof	177.045	177.045	1.777.152	1.777.152
76	Aluminium and articles thereof	22.291.840	22.291.840	56.013.188	56.013.188
78	Lead and articles thereof	5.700.662	5.700.662	7.453.929	7.453.929
79	Zinc and articles thereof	6.549.328	6.549.328	9.528.586	9.528.586
80	Tin and articles thereof	226.049	226.049	875.674	875.674
81	Other base metal; cermets; and articles thereof	80.920	80.920	843.828	843.828
82	Tools, implements, cutlery, spoon and forks, of base metal and	3.660.325	3.660.325	24.414.005	24.414.005
83	Miscellaneous articles of base metal	9.963.880	9.963.880	24.356.140	24.356.140
84	Nuclear reactors, boilers, machinery and mechanical appliances;	133.501.367	133.501.367	1.258.160.862	1.258.160.862
85	Electrical machinery and equipments; sound	49.448.548	49.448.548	744.559.526	744.559.526
86	Railway and tramway locomotive, mechanical traffic, and all kinds	904.789	904.789	4.539.810	4.539.810
87	Vehicles other than railway/tramway, and parts and accessories	26.026.633	26.026.633	220.966.454	220.966.454
88	Aircraft and its components	805.679	805.679	84.697.655	84.697.655
89	Ships, boat, and floating structures	62.113.981	62.113.981	118.725.306	118.725.306
90	Optical, photographic, cinematographic, measuring, checking,	3.706.824	3.706.824	73.607.126	73.607.126
91	Clocks and watches and parts thereof	325.560	325.560	1.890.648	1.890.648
92	Musical instruments; parts and accessories of such articles	1.017.413	1.017.413	8.263.819	8.263.819
93	Arms and ammunition; parts and accessories thereof	7.078	7.078	1.070.668	1.070.668
94	Furnitures, bedding, mattress supports, cushions and stuffed	5.927.591	5.927.591	16.825.534	16.825.534
95	Toys, games and sports requisiters; parts and accessories thereof	2.382.656	2.382.656	6.432.832	6.432.832
96	Miscellaneous manufactured articles	3.053.436	3.053.436	16.049.341	16.049.341
97	Works of arts, collectors' piece and antiques	58.796	58.796	152.266	152.266
98	Vehicles in ckd and their components	6.734.835	6.734.835	56.181.142	56.181.142
	TOTAL IMPORT	6.408.533.613	6.408.533.613	6.600.569.249	6.600.569.249

I-1. IMPOR MENURUT GOLONGAN BARANG (HS) / IMPORT BY HS COMMODITY GROUPS
C. MENURUT 40 GOLONGAN BARANG (HS) TERBESAR / BY BIG 40 COMMODITIES (HS)
***** JANUARI / JANUARY 2009 *****

H S	Uraian golongan barang Group description	Berat bersih / Net weight (Kg)		Nilai / Value C.I.F (U S \$)	
		Bulan ini Current month	Kumulatif Cum. Jan. to	Bulan ini Current month	Kumulatif Cum. Jan. to
2709001000	Crude Petroleum Oil	1.056.538.738	1.056.538.738	365.319.017	365.319.017
2710197100	High Speed Diesel Fuel	702.788.763	702.788.763	349.002.713	349.002.713
2710111200	Motor Spirit, Premium Unleaded	613.019.267	613.019.267	254.662.601	254.662.601
1001901900	Other Wheat, For Human Consumption	304.566.490	304.566.490	119.285.653	119.285.653
8802401000	Aeroplanes Of An Unladen Weight > 15,000 Kg	727.070	727.070	63.742.500	63.742.500
2710111600	Other Motor Spirit, Unleaded	114.143.232	114.143.232	57.137.497	57.137.497
8517120000	Telephones For Cellular Networks/for Other Wireless Networks	454.329	454.329	54.848.032	54.848.032
2711120000	Liquid Propane	117.846.005	117.846.005	53.504.637	53.504.637
2710197900	Other Fuel Oils	135.493.817	135.493.817	51.058.682	51.058.682
0102901000	Live Oxen, Other Than Pure-bred Breeding Animals	24.412.740	24.412.740	50.016.561	50.016.561
5201000000	Cotton, Not Carded/combed.	31.087.115	31.087.115	48.311.802	48.311.802
8901901400	Other Vessels, Not Motorised Of Gross Tonnage > 500 Ton	23.859.000	23.859.000	45.149.519	45.149.519
8404101090	Oth Auxiliary Plant For Use With Boilers Of Heading 84.02	12.928.584	12.928.584	44.537.918	44.537.918
8517709900	Other Parts In Subheading 85.17.70	1.901.910	1.901.910	42.102.520	42.102.520
8704102200	Damper Designed For Off Highway, > 24 T Not Ckd	3.230.445	3.230.445	38.609.088	38.609.088
2304000000	Oil-cake&other Solid Residues,in Pellet Form, From The Extract Of Soyabean	106.773.430	106.773.430	35.887.370	35.887.370
2902430000	P-xylene	58.909.706	58.909.706	34.538.843	34.538.843
8471302000	Laptop Incl Notebooks	394.402	394.402	34.005.888	34.005.888
2601110000	Iron Ores And Concentrates, Other Than Roasted Iron Pyrites :non	144.345.000	144.345.000	33.029.640	33.029.640
8429520000	Mach With A 360,revolving Super Struct, Mech Shovels,excavators And Shove	4.235.810	4.235.810	32.459.873	32.459.873
2711130000	Liquid Butanes	76.368.277	76.368.277	31.656.094	31.656.094
8517625300	Other Transmission Apparatus For Radio- Telephony/radio-telegraphy	207.218	207.218	30.973.958	30.973.958
8542390000	Other Electronic Integrated Circuits	115.865	115.865	30.517.283	30.517.283
7304190000	Oth.tube,pipe&hollow Profile,seamless, Line Pipe Of A Kind Use For Oil/gas	17.515.739	17.515.739	30.357.640	30.357.640
2710117000	Naphtha, Reformate Or Preparations For Preparing Spirits	96.574.611	96.574.611	29.792.636	29.792.636
7304290090	Oth.unfinish Casetube&unworked Pipe End With Yield Strength Less Than	16.932.535	16.932.535	29.459.986	29.459.986
7308909000	Other Structures And Parts Of Structures Of Iron Or Steel	9.145.820	9.145.820	28.965.210	28.965.210
8901902200	Other Vessels, Motorised Of Gross Tonnage > 26 But <= 250 Ton	17.420.000	17.420.000	28.143.715	28.143.715
8431430000	Parts Of Boring/sinking Mach Of Subhead 8430.41/8430.49	1.830.691	1.830.691	27.971.809	27.971.809
0805200000	Mandarin (incl. Tangerines & Satsumas), & Similar Citrus Hybrids, Fresh Or	31.859.544	31.859.544	27.899.214	27.899.214
8431499000	Oth Parts Of Machinery Of Heading 84.26, 84.29/84.30	4.602.020	4.602.020	27.571.221	27.571.221
8473309000	Parts & Access Ofother Machines Of Heading 84.71	801.304	801.304	23.569.590	23.569.590
9801202000	Vhcls Of Head 8704 With 5 Ton < Gross Weight <= 24 Ton, Incmpltly Knocked	2.610.745	2.610.745	23.008.233	23.008.233
1701110010	Cane Sugar,icumsa Minimal 1200	73.554.909	73.554.909	22.979.723	22.979.723
3302900000	Oth Prep Based On Odoriferous Substances For The Manufacture Of	1.607.908	1.607.908	21.606.670	21.606.670
7208510000	Flat-rolled Iron/nas, Hrcn,width >600 Mm, Of A Thickness > 10 Mm	15.272.752	15.272.752	21.401.314	21.401.314
2710194300	Other Lubricating Oils	9.396.544	9.396.544	20.733.702	20.733.702
2510109000	Other Natural Calcium Phosphates,natura Alumunium Calcium Phosphates,	106.734.087	106.734.087	20.654.171	20.654.171
8406900000	Parts Of Steam Turbines And Parts	2.161.733	2.161.733	20.597.666	20.597.666
8443910000	Part & Accessori Of Print Machinery Used For Print By Component Of Head	420.948	420.948	20.212.744	20.212.744

I-2 IMPOR MENURUT GOLONGAN BARANG SITC / IMPORT BY SITC COMMODITY GROUPS
***** JANUARI / JANUARY 2009 *****

SITC	Uraian golongan barang Group description	Berat bersih / Net weight (Kg)		Nilai / Value C.I.F. (US \$)	
		Bulan ini Current month	Kumulatif Cum. Jan. to date	Bulan ini Current month	Kumulatif Cum. Jan. to date
A. By Commodity 1 digit SITC					
0	Bahan makanan dan binatang hidup	845.313.753	845.313.753	500.774.344	500.774.344
1	Minuman dan tembakau	8.017.509	8.017.509	34.113.323	34.113.323
2	Bahan mentah	884.693.249	884.693.249	302.989.192	302.989.192
3	Bahan bakar, bahan penyemir, dsb	3.065.989.869	3.065.989.869	1.285.835.965	1.285.835.965
4	Minyak/lemak nabati dan hewan	3.611.616	3.611.616	5.740.650	5.740.650
5	Bahan kimia	569.154.211	569.154.211	652.360.518	652.360.518
6	Hasil industri menurut bahan	714.603.847	714.603.847	1.114.037.768	1.114.037.768
7	Mesin dan alat pengangkutan	280.459.007	280.459.007	2.481.975.935	2.481.975.935
8	Hasil industri lainnya	36.684.625	36.684.625	221.001.447	221.001.447
9	Barang dan transaksi khusus lainnya	5.927	5.927	1.740.107	1.740.107
	TOTAL IMPORT	6.408.533.613	6.408.533.613	6.600.569.249	6.600.569.249
B. By Commodity 2 digit SITC					
00	Live animal for food	24.546.779	24.546.779	50.267.082	50.267.082
01	Meat and meat preparations	5.747.144	5.747.144	11.793.948	11.793.948
02	Dairy product and eggs	18.820.105	18.820.105	51.557.626	51.557.626
03	Fish, crustaceans, molluscs and their preparations	10.356.196	10.356.196	9.082.368	9.082.368
04	Cereals and cereal preparations	370.506.536	370.506.536	143.133.961	143.133.961
05	Fruits and vegetables	124.016.725	124.016.725	84.183.897	84.183.897
06	Sugar, sugar preparations, and honey	94.243.252	94.243.252	31.050.288	31.050.288
07	Coffee, tea, cocoa, and spices	8.141.760	8.141.760	20.017.139	20.017.139
08	Feeding stuff for animals	178.469.334	178.469.334	71.058.270	71.058.270
09	Miscellaneous food preparations	10.465.922	10.465.922	28.629.765	28.629.765
11	Beverages	2.968.495	2.968.495	2.029.289	2.029.289
12	Tobacco and tobacco manufactured	5.049.014	5.049.014	32.084.034	32.084.034
21	Hides, skins and furskins	722.425	722.425	441.125	441.125
22	Oil seeds, nuts, and kernels	42.753.806	42.753.806	27.695.300	27.695.300
23	Crude rubber	9.759.074	9.759.074	22.211.575	22.211.575
24	Wood, lumber, and cork	17.515.296	17.515.296	10.640.150	10.640.150
25	Pulp and waste paper	217.823.932	217.823.932	56.183.401	56.183.401
26	Textile fibres and their waste	42.949.207	42.949.207	81.631.269	81.631.269
27	Crude fertilizers and crude minerals	341.799.016	341.799.016	46.515.007	46.515.007
28	Metalliferous ores and metal scraps	210.126.187	210.126.187	53.727.535	53.727.535
29	Crude animals and vegetable materials, nes	1.244.306	1.244.306	3.943.830	3.943.830
32	Coal, coke, and briquettes	6.591.122	6.591.122	2.461.772	2.461.772
33	Petroleum and petroleum products	2.860.672.636	2.860.672.636	1.196.005.616	1.196.005.616
34	Gas; natural and manufactured	198.726.111	198.726.111	87.368.577	87.368.577
41	Animal oils and fats	97.996	97.996	351.822	351.822
42	Fixed vegetable oils/fats	1.259.231	1.259.231	1.627.451	1.627.451
43	Animal vegetable oils/fats	2.254.389	2.254.389	3.761.377	3.761.377
51	Organic chemicals	209.292.126	209.292.126	193.130.153	193.130.153
52	Inorganic chemicals	130.228.541	130.228.541	57.665.523	57.665.523
53	Dyeing, tanning, and colouring materials	19.126.790	19.126.790	41.317.266	41.317.266
54	Medical and pharmaceutical products	1.735.551	1.735.551	36.566.810	36.566.810
55	Essential oils and perfumery materials	9.241.872	9.241.872	45.812.660	45.812.660
56	Manufactured fertilizers	58.464.257	58.464.257	31.573.208	31.573.208
57	Plastics in primary forms	90.543.135	90.543.135	120.069.751	120.069.751
58	Plastics in non-primary forms	11.745.885	11.745.885	27.846.233	27.846.233
59	Chemical materials and its products, nes	38.776.054	38.776.054	98.378.914	98.378.914
61	Leather, leather med, nes	2.321.477	2.321.477	16.628.606	16.628.606
62	Rubber manufactured, nes	10.488.428	10.488.428	54.276.821	54.276.821
63	Wood and cork manufactured	18.435.492	18.435.492	9.352.342	9.352.342
64	Paper, paperboard, and manufactured thereof	32.999.664	32.999.664	57.862.303	57.862.303
65	Textile yarns, fabrics, and their products	38.390.061	38.390.061	221.414.456	221.414.456
66	Non metallic minerals manufactured	180.897.518	180.897.518	40.157.872	40.157.872
67	Iron and steel	336.108.308	336.108.308	442.668.235	442.668.235
68	Non ferrous metals	39.168.758	39.168.758	97.451.643	97.451.643
69	Manufactured of metal, nes	55.794.141	55.794.141	174.225.490	174.225.490
71	Power generating machine and equipments	36.761.249	36.761.249	319.610.380	319.610.380
72	Machinery specialized for particular industry	38.686.903	38.686.903	339.180.290	339.180.290
73	Metalworking machinery	5.167.227	5.167.227	55.147.049	55.147.049
74	General industrial machinery and equipments	54.227.161	54.227.161	463.931.652	463.931.652
75	Office machinery and automatic data processing	5.569.726	5.569.726	148.348.497	148.348.497
76	Telecommunication and reproducers apparatus	12.254.400	12.254.400	271.533.928	271.533.928
77	Electrical machinery and apparatus	31.950.142	31.950.142	403.867.213	403.867.213
78	Road vehicles	32.197.864	32.197.864	273.040.177	273.040.177
79	Other transportation equipments	63.644.335	63.644.335	207.316.749	207.316.749
81	Sanitary, plumbing, and fittings	2.851.330	2.851.330	16.349.371	16.349.371
82	Furniture	4.112.155	4.112.155	9.190.494	9.190.494
83	Traveling goods	900.252	900.252	4.564.950	4.564.950
84	Clothing	3.093.631	3.093.631	17.891.476	17.891.476
85	Footwear	2.502.346	2.502.346	12.611.309	12.611.309
87	Professional, scientific, and contractor instruments	3.255.734	3.255.734	52.993.517	52.993.517
88	Photographic apparatus, equipments and optics	1.724.325	1.724.325	18.494.966	18.494.966
89	Miscellaneous manufactured articles	18.244.852	18.244.852	88.905.364	88.905.364
96	Coin; not being legal tender	418	418	248	248
97	Gold; non monetary	5.509	5.509	1.739.859	1.739.859
	TOTAL IMPORT	6.408.533.613	6.408.533.613	6.600.569.249	6.600.569.249

I-2 IMPOR MENURUT GOLONGAN BARANG SITC / IMPORT BY SITC COMMODITY GROUPS
***** JANUARI / JANUARY 2009 *****

SITC	Uraian golongan barang <i>Group description</i>	Berat bersih/ <i>Net weight</i> (Kg)		Nilai/Value C.I.F.(US\$)	
		Bulan ini <i>Current month</i>	Kumulatif <i>Cum.Jan.to date</i>	Bulan ini <i>Current month</i>	Kumulatif <i>Cum.Jan.to date</i>
C. By Commodity 3 digit SITC					
001	Live Animals Other Than Fish	24.546.779	24.546.779	50.267.082	50.267.082
011	Meat Of Bovine Animals Fresh, Chilled Or Frozen	2.661.979	2.661.979	6.753.455	6.753.455
012	Other Meat, Other Edible Meat Offal, Fresh, Chilled Or Frozen	2.912.848	2.912.848	4.643.139	4.643.139
017	Meat And Edible Meat Offal, Prepared Or Preserved	172.317	172.317	397.354	397.354
022	Milk,cream, And Milk Products Other Than Butter Or Cheese	17.305.418	17.305.418	44.373.793	44.373.793
023	Butter And Other Fats From Milk	492.427	492.427	2.143.171	2.143.171
024	Cheese And Curds	979.466	979.466	4.764.428	4.764.428
025	Eggs, Birds, And Egg Yolks; Fresh, Dried Or Otherwise Preserved	42.794	42.794	276.234	276.234
034	Fish, Fresh, Chilled Or Frozen	7.622.161	7.622.161	5.756.350	5.756.350
035	Fish, Dried Salted Or In Brine; Smoked Fish	1.555.874	1.555.874	1.099.571	1.099.571
036	Crustaceans, Molluscs, And Aquatic Invertebrates	1.053.083	1.053.083	1.904.125	1.904.125
037	Fish, Crustaceans, Molluscs, And Other Aquatic Invertebrates;	125.078	125.078	322.322	322.322
041	Wheat And Meslin, Unmilled	304.665.006	304.665.006	119.530.463	119.530.463
042	Rice	20.043.670	20.043.670	7.279.362	7.279.362
044	Maize, Unmilled	21.760.006	21.760.006	4.429.872	4.429.872
045	Cereals, Unmilled	1.374.086	1.374.086	510.329	510.329
046	Meal And Flour Of Wheat And Flour Of Meslin	15.968.236	15.968.236	6.553.153	6.553.153
047	Other Cereal Meals And Flours	724.874	724.874	322.296	322.296
048	Cereal Preparations And Preparations Of Flours/starchs Of Fruit	5.970.658	5.970.658	4.508.486	4.508.486
054	Vegetables, Fresh, Chilled, Frozen Or Simply Preserved	57.311.006	57.311.006	21.776.212	21.776.212
056	Vegetables, Roots And Tubers, Prepared Or Preserved Nes	3.494.184	3.494.184	4.811.142	4.811.142
057	Fruit And Nut; Fresh Or Dried	62.014.433	62.014.433	55.456.436	55.456.436
058	Fruits, Preserved And Preparations	607.360	607.360	946.600	946.600
059	Fruit And Vegetable Juices	589.742	589.742	1.193.507	1.193.507
061	Sugar, Molasses, And Honey	93.707.567	93.707.567	29.973.636	29.973.636
062	Sugar Confectionery	535.685	535.685	1.076.652	1.076.652
071	Coffee And Coffee Substitutes	919.692	919.692	6.993.332	6.993.332
072	Cocoa	2.371.024	2.371.024	5.259.300	5.259.300
073	Chocolate And Other Food Preparations Containing Cocoa	1.886.876	1.886.876	4.623.607	4.623.607
074	Tea And Mate	475.152	475.152	1.060.176	1.060.176
075	Spices	2.489.016	2.489.016	2.080.724	2.080.724
081	Feeding Stuff For Animals	178.469.334	178.469.334	71.058.270	71.058.270
091	Margarine And Shortening	142.785	142.785	590.402	590.402
098	Edible Products And Preparations	10.323.137	10.323.137	28.039.363	28.039.363
111	Non-alcoholic Beverages, Nes	2.966.810	2.966.810	2.021.667	2.021.667
112	Alcoholic Beverages	1.685	1.685	7.622	7.622
121	Tobacco, Unmanufactured And Refused	3.392.605	3.392.605	20.824.439	20.824.439
122	Tobacco, Manufactured	1.656.409	1.656.409	11.259.595	11.259.595
211	Hides And Skins, Raw	722.425	722.425	441.125	441.125
222	Oil Seeds Use For Extraction Ofsoft Fixed Vegetable Oils	42.634.706	42.634.706	26.081.550	26.081.550
223	Oil Seeds Use For Extraction Of Other Fixed Vegetable Oils	119.100	119.100	1.613.750	1.613.750
231	Natural Rubber Latex;natural Rubber And Similar Natural Gums	593.171	593.171	877.851	877.851
232	Synthetic Rubber Latex, Synthetic/reclaimed Rubber	9.165.903	9.165.903	21.333.724	21.333.724
244	Cork,natural.raw And Waste	5.118	5.118	20.281	20.281
245	Fuel Wood And Wood Charcoal	55.219	55.219	67.930	67.930
246	Wood In Chips Or Particles And Waste	57.069	57.069	12.785	12.785
247	Wood In The Rough Or Roughly Squared	2.874.854	2.874.854	1.177.149	1.177.149
248	Wood, simply Worked And Railway Sleeper Of Wood	14.523.036	14.523.036	9.362.005	9.362.005
251	Pulp And Waste Paper	217.823.932	217.823.932	56.183.401	56.183.401
261	Silk	60.589	60.589	375.102	375.102
263	Cotton	31.273.346	31.273.346	52.941.964	52.941.964
264	Jute And Other Textile Bast Fibres	651.763	651.763	346.213	346.213
265	Vegetable Textile Fibres,raw Or Processed;waste Of These Fibres	85.643	85.643	76.300	76.300
266	Synthetic Fibres Suitable For Spinning	6.481.898	6.481.898	10.774.458	10.774.458
267	Other Man-made Fibres Suitable For Spinning And Waste	4.208.941	4.208.941	16.210.420	16.210.420
268	Wool And Other Animal Hair	152.161	152.161	902.374	902.374
269	Old Clothing And Other Old Textile Articles; Rags	34.866	34.866	4.438	4.438
272	Fertilizers, Crude	107.642.801	107.642.801	21.139.546	21.139.546
273	Stone, Sand And Gravel	110.486.001	110.486.001	5.353.917	5.353.917
274	Sulphur And Unroasted Iron Pyrites	8.476.043	8.476.043	1.513.482	1.513.482
277	Natural Abrasives	1.084.083	1.084.083	395.795	395.795
278	Other Crude Minerals	114.110.088	114.110.088	18.112.267	18.112.267
281	Iron Ore And Concentrates	144.851.625	144.851.625	33.200.909	33.200.909
282	Waste And Scrap Metal Of Iron/steel	38.732.757	38.732.757	9.563.790	9.563.790
283	Copper Ores And Concentrates	103.161	103.161	31.756	31.756
284	Nickel Ores And Concentrates	235	235	1.889	1.889
285	Aluminium Ores And Concentrates	23.442.208	23.442.208	7.105.184	7.105.184
287	Ores And Concentrates Of Basemetals	1.671.714	1.671.714	1.779.021	1.779.021
288	Non-ferrous Base Metal Waste And Scraps	1.324.487	1.324.487	2.044.986	2.044.986
291	Crude Animal Materials	308.582	308.582	604.921	604.921
292	Crude Vegetable Materials	935.724	935.724	3.338.909	3.338.909
321	Coals, Pulverized Or Not	579.958	579.958	294.768	294.768
322	Briquettes, Lignite And Peat	21.174	21.174	46.785	46.785
325	Coke And Semi Coke Of Coal/lignite/peat	5.989.990	5.989.990	2.120.219	2.120.219
333	Petroleum Oil, Crude	1.056.565.940	1.056.565.940	365.351.834	365.351.834
334	Petroleum Products, Refined	1.742.777.776	1.742.777.776	803.970.932	803.970.932
335	Residual Petroleum Products, And Related Materials	61.328.920	61.328.920	26.682.850	26.682.850

I-2 IMPOR MENURUT GOLONGAN BARANG SITC / IMPORT BY SITC COMMODITY GROUPS
***** JANUARI / JANUARY 2009 *****

SITC	Uraian golongan barang Group description	Berat bersih/ Net weight(Kg)		Nilai/Value C.I.F.(US\$)	
		Bulan ini Current month	Kumulatif Cum.Jan.to date	Bulan ini Current month	Kumulatif Cum.Jan.to date
C. By Commodity 3 digit SITC					
342	Liquefied Propane And Butane	194.214.282	194.214.282	85.160.731	85.160.731
343	Natural Gas, Liquefied Or Not	34	34	7.383	7.383
344	Petroleum Gases And Other Gas	4.511.693	4.511.693	2.198.184	2.198.184
345	Coal Gas, Water Gas And Similar Gas	102	102	2.279	2.279
411	Animal Oils And Fats	97.996	97.996	351.822	351.822
421	Fixed Vegetable Fats And Oils Soft,crude,refined Or Fractioned	955.081	955.081	1.265.814	1.265.814
422	Fixed Vegetable Fats And Oils Solid,crude,refined Or Fractioned	304.150	304.150	361.637	361.637
431	Animal And Vegetable Oil; Fat Processed And Their Wax	2.254.389	2.254.389	3.761.377	3.761.377
511	Hydrocarbon And Their Halogenated, Nitrated Derivatives	136.003.881	136.003.881	78.262.223	78.262.223
512	Alcohols,phenols,phenol-alcohols And Their Halogenated	35.080.486	35.080.486	26.958.808	26.958.808
513	Carboxylic Acids,and Their Anhydrides,halides,peroxides	16.685.503	16.685.503	22.177.063	22.177.063
514	Nitrogen-function Compounds	6.323.834	6.323.834	17.102.886	17.102.886
515	Organo-inorganic And Heterocyclic Compounds	7.333.857	7.333.857	33.170.048	33.170.048
516	Other Organic Chemicals	7.864.565	7.864.565	15.459.125	15.459.125
522	Inorganic Chemical Elements, Oxides And Halogen Salts	38.286.960	38.286.960	21.819.840	21.819.840
523	Metallicsalts And Peroxysalts	90.847.302	90.847.302	34.467.538	34.467.538
524	Other Inorganic Chemicals;chemical Compound Of Precious	1.090.560	1.090.560	1.208.645	1.208.645
525	Radioactive And Associated Materials	3.719	3.719	169.500	169.500
531	Synthetic Organic; Colouring Matter	2.567.888	2.567.888	10.726.414	10.726.414
532	Dyeing/tanning Extracts And Synthetic Tanning Materials	646.099	646.099	942.441	942.441
533	Pigments, Paints, Varnishes, And Related Materials	15.912.803	15.912.803	29.648.411	29.648.411
541	Medicinal And Pharmaceutical Products	1.159.627	1.159.627	22.824.089	22.824.089
542	Medicaments, Including Veterinary Medicaments	575.924	575.924	13.742.721	13.742.721
551	Essential Oils, Perfumes, And Flavour Materials	2.178.121	2.178.121	25.483.645	25.483.645
553	Perfumery, Cosmetics, And Toilet Preparations	2.081.264	2.081.264	8.945.082	8.945.082
554	Soap,cleansing And Polishing Preparations	4.982.487	4.982.487	11.383.933	11.383.933
562	Fertilizers, Manufactured	58.464.257	58.464.257	31.573.208	31.573.208
571	Polymers Of Ethylene In Primary Forms	29.034.143	29.034.143	27.544.333	27.544.333
572	Polimers Of Styrene In Primary Forms	7.867.719	7.867.719	11.729.812	11.729.812
573	Polimers Of Vinyl Chloride In Primary Forms	3.822.648	3.822.648	3.963.143	3.963.143
574	Poliacetals And Polycarbons In Primary Forms	8.802.591	8.802.591	15.938.689	15.938.689
575	Other Plastics In Primary Forms	40.773.121	40.773.121	60.750.439	60.750.439
579	Waste And Scrap Of Plastics	242.913	242.913	143.335	143.335
581	Tubes, Pipes, And Hoses Of Plastics	677.642	677.642	3.897.237	3.897.237
582	Plates, Sheets, And Film Of Plastics	10.961.653	10.961.653	23.387.758	23.387.758
583	Monofilament And Rod Of Plastics	106.590	106.590	561.238	561.238
591	Disinfectants, Insecticides, And Fungicides Put In Forms	1.718.155	1.718.155	9.042.685	9.042.685
592	Starches, Inulin, And Wheat Glutenal Buminoidal Substances; Glues	13.687.414	13.687.414	20.952.322	20.952.322
593	Explosive And Pyrotechnic Products	305.557	305.557	1.748.853	1.748.853
597	Additive For Mineral Oils	6.280.262	6.280.262	20.305.221	20.305.221
598	Miscellaneous Chemical Products	16.784.664	16.784.664	46.329.733	46.329.733
599	wastes	2	2	100	100
611	Leathers	2.307.154	2.307.154	16.519.050	16.519.050
612	Manufactures And Composition Leathers	14.323	14.323	109.556	109.556
621	Materials Of Rubber	2.639.272	2.639.272	9.121.618	9.121.618
625	Rubber Tyre,tyre Cases,tyre Treads,inner Tubes, And Tyre Flaps	5.627.532	5.627.532	26.164.112	26.164.112
629	Articles Of Rubbers	2.221.624	2.221.624	18.991.091	18.991.091
633	Cork Manufactures	25.953	25.953	68.501	68.501
634	Veneers,plywood,improved/reconstituted Wood Worked	17.415.696	17.415.696	7.913.855	7.913.855
635	Wood Manufactures	993.843	993.843	1.369.986	1.369.986
641	Papers And Paperboards	24.894.737	24.894.737	31.415.806	31.415.806
642	Paper And Paperboard Cut To Size/shape And Article Of Papers	8.104.927	8.104.927	26.446.497	26.446.497
651	Textile Yarns	6.922.564	6.922.564	22.733.428	22.733.428
652	Cotton Fabrics, Woven	6.033.553	6.033.553	48.457.488	48.457.488
653	Fabrics, Woven, Of Man-made Fibres	5.869.083	5.869.083	39.570.206	39.570.206
654	Textile Fabrics, Woven, Other Than Of Cotton Or Man-made Fibres	574.268	574.268	4.054.580	4.054.580
655	Knitted Or Crocheted Fabrics	6.843.280	6.843.280	55.734.468	55.734.468
656	Tulle,lace,embroidery,ribbons,trimmings And Other Small Wares	1.342.344	1.342.344	14.774.462	14.774.462
657	Special Yarns,textile Fabrics	8.798.438	8.798.438	31.207.268	31.207.268
658	Made-up Articles, Wholly/chiefly Of Textile Materials	1.291.771	1.291.771	3.038.292	3.038.292
659	Floor Coverings	714.760	714.760	1.844.264	1.844.264
661	Lime,cement And Fabricated Construction Materials	145.332.454	145.332.454	9.604.573	9.604.573
662	Clay And Refractory Construction Materials	14.626.940	14.626.940	9.373.918	9.373.918
663	Mineral Manufactures	5.882.784	5.882.784	8.365.895	8.365.895
664	Glass	4.674.227	4.674.227	5.929.121	5.929.121
665	Glassware	8.305.164	8.305.164	5.897.541	5.897.541
666	Pottery	2.074.524	2.074.524	918.436	918.436
667	Pearl, Precious And Semi Precious Stones	1.425	1.425	68.388	68.388
671	Pig Iron,spiegeleisen,sponge Iron, And Ferro-alloys	2.661.546	2.661.546	4.160.160	4.160.160
672	Ingots And Other Iron/steel In Primary Forms	27.403.019	27.403.019	15.731.423	15.731.423
673	Flat Rolled Products, Not Clad	133.402.465	133.402.465	127.393.266	127.393.266
674	Flat Rolled Products, Clad Or Plated	31.720.541	31.720.541	41.470.904	41.470.904
675	Flat Rolled Products And Alloy Steels	22.232.658	22.232.658	39.927.452	39.927.452
676	Iron/steel Bars, Rods, Angels, Shaped And Sections	41.328.416	41.328.416	56.662.311	56.662.311
677	Rail/railway And Tractor Construction Of Iron/steel Materials	337.874	337.874	2.335.787	2.335.787
678	Wire Of Iron/steel	7.518.748	7.518.748	9.570.874	9.570.874
679	Tubes, Pipes, Hollow Profile, Pipe Fitting Of Iron/steel	69.503.041	69.503.041	145.416.058	145.416.058

I-2 IMPOR MENURUT GOLONGAN BARANG SITC / IMPORT BY SITC COMMODITY GROUPS
***** JANUARI / JANUARY 2009 *****

SITC	Uraian golongan barang <i>Group description</i>	Berat bersih/ <i>Net weight</i> (Kg)		Nilai/Value C.I.F.(US\$)	
		Bulan ini <i>Current month</i>	Kumulatif <i>Cum.Jan.to date</i>	Bulan ini <i>Current month</i>	Kumulatif <i>Cum.Jan.to date</i>
C. By Commodity 3 digit SITC					
681	Silver, Platinum, And Other Metal Of The Platinum Groups	2.462	2.462	287.256	287.256
682	Copper	7.442.075	7.442.075	32.866.766	32.866.766
683	Nickel	92.842	92.842	1.139.557	1.139.557
684	Aluminium	19.632.534	19.632.534	45.708.255	45.708.255
685	Lead	5.679.262	5.679.262	7.259.042	7.259.042
686	Zinc	6.234.626	6.234.626	8.965.439	8.965.439
687	Tin	42.836	42.836	653.888	653.888
689	Miscellaneous Non-ferrous Basemetals Employed In Metallurgy	42.121	42.121	571.440	571.440
691	Structures And Parts Of Iron/steel Or Aluminium	11.665.861	11.665.861	38.479.285	38.479.285
692	Metal Containers For Storage And Transportations	6.362.012	6.362.012	16.880.238	16.880.238
693	Wire Products And Fencing Grills	4.409.638	4.409.638	11.373.791	11.373.791
694	Nails, Screws, Nuts, Bolts, Rivets Of Iron/steel Or Copper	6.879.886	6.879.886	25.564.301	25.564.301
695	Tools For Used In The Hand Or In Machines	2.882.157	2.882.157	21.447.374	21.447.374
696	Cutlery	731.163	731.163	2.902.763	2.902.763
697	Household Equipment Of Base Metals	2.243.582	2.243.582	5.586.058	5.586.058
699	Manufactures Of Base Metals	20.619.842	20.619.842	51.991.680	51.991.680
711	Steam And Other Vapour Generating Boilers And Parts	16.937.114	16.937.114	67.803.276	67.803.276
712	Steam Or Other Generating Boilers And Parts	4.151.535	4.151.535	32.662.894	32.662.894
713	Internal Combustion Piston Engines And Parts	7.358.627	7.358.627	94.610.610	94.610.610
714	Engines And Motors, Non-electric And Parts	641.191	641.191	46.954.505	46.954.505
716	Rotating Electric Plants And Parts	6.525.456	6.525.456	65.235.532	65.235.532
718	Other Power Generating Machines And Parts	1.147.326	1.147.326	12.343.563	12.343.563
721	Agricultural Machinery And Parts	537.747	537.747	5.094.289	5.094.289
722	Tractors	558.274	558.274	3.362.722	3.362.722
723	Civil Engineering And Contractor Plants And Equipments/parts	16.790.187	16.790.187	132.514.772	132.514.772
724	Textile/leather Machinery And Parts	3.488.248	3.488.248	20.615.027	20.615.027
725	Papermill/pulpmill Machinery And Paper Cutting Machines	2.560.490	2.560.490	36.133.617	36.133.617
726	Printing/book Binding Machinery And Parts	1.316.042	1.316.042	31.069.569	31.069.569
727	Food Processing Machines And Parts	1.747.824	1.747.824	14.965.768	14.965.768
728	Other Machines And Equipment Specialized For Particular Industry	11.688.091	11.688.091	95.424.526	95.424.526
731	Machine Tools By Removing Metal	1.799.194	1.799.194	27.047.759	27.047.759
733	Machine Tool For Working Metals	1.458.983	1.458.983	9.346.923	9.346.923
735	Parts Of Machine Tools	231.288	231.288	5.465.485	5.465.485
737	Metalworking Machinery And Parts	1.677.762	1.677.762	13.286.882	13.286.882
741	Heating And Cooling Equipments And Parts	9.308.539	9.308.539	68.151.220	68.151.220
742	Pumps For Liquid And Parts	6.161.603	6.161.603	50.102.127	50.102.127
743	Pumps, Compressors, Fans, Blowers, Centrifuges, And Parts	8.927.804	8.927.804	70.149.539	70.149.539
744	Mechanical Handling Equipments And Parts	11.799.747	11.799.747	67.756.263	67.756.263
745	Other Non-electical Machinery, Tools, And Mechanical Apparatus	1.940.630	1.940.630	35.421.720	35.421.720
746	Ball Or Roller Bearings	2.178.514	2.178.514	21.401.682	21.401.682
747	Taps, Cocks, And Valves For Pipes	4.516.284	4.516.284	52.188.926	52.188.926
748	Transmission Shafts And Cranks	6.807.726	6.807.726	70.315.069	70.315.069
749	Non-electric Parts And Accessories Of Machineries	2.586.314	2.586.314	28.445.106	28.445.106
751	Office Machines	1.717.088	1.717.088	25.038.695	25.038.695
752	Automatic Data Processing Machines And Their Units	2.500.247	2.500.247	93.458.565	93.458.565
759	Parts And Accessories For Machine Of Heading 751 Or 752	1.352.391	1.352.391	29.851.237	29.851.237
761	Television Receivers	2.140.554	2.140.554	15.993.973	15.993.973
762	Radio Broadcast Receivers	195.620	195.620	1.770.590	1.770.590
763	Sound Recorders Or Reproducers	394.377	394.377	5.059.146	5.059.146
764	Telecommunication Equipments And Parts	9.523.849	9.523.849	248.710.219	248.710.219
771	Electric Power Machinery And Parts	3.281.093	3.281.093	46.142.969	46.142.969
772	Electrical Apparatus For Making And Breaking Electrical Circuits	5.851.330	5.851.330	104.833.256	104.833.256
773	Equipment For Distributing Electricity	5.266.666	5.266.666	45.017.721	45.017.721
774	Electrical Apparatus For Medical Purposes And Radiological	117.666	117.666	4.484.183	4.484.183
775	Household Type, Electrical/non-electrical Equipments	5.594.131	5.594.131	21.297.323	21.297.323
776	Thermionic, Cold Cathode, And Photo Cathode Valves/tubes	2.678.679	2.678.679	82.683.510	82.683.510
778	Electrical Machinery And Apparatus	9.160.577	9.160.577	99.408.251	99.408.251
781	Passenger Motor Cars	4.121.434	4.121.434	43.412.127	43.412.127
782	Motor Vehicle For The Transportation Of Goods	9.896.614	9.896.614	99.740.011	99.740.011
783	Road Motor Vehicles	483.770	483.770	3.763.127	3.763.127
784	Parts And Accessories Of The Motor Vehicles	10.311.274	10.311.274	77.069.845	77.069.845
785	Motorcycles, Scooters, And Other Cycles Motorized/non Motorized	6.601.098	6.601.098	46.193.827	46.193.827
786	Trailers And Other Vehicles, Not Motorized	783.674	783.674	2.861.240	2.861.240
791	Railway Vehicles And Associated Equipments	724.771	724.771	4.068.245	4.068.245
792	Aircraft And Associated Equipments And Parts	805.583	805.583	84.523.198	84.523.198
793	Ships, Boats, And Floating Structures	62.113.981	62.113.981	118.725.306	118.725.306
811	Prefabricated Buildings	500.776	500.776	2.257.979	2.257.979
812	Sanitary, Plumbing, Heating, And Lighting Fixtures/fittings	837.535	837.535	8.653.229	8.653.229
813	Lighting Fixtures And Fittings	1.513.019	1.513.019	5.438.163	5.438.163
821	Furnitures And Parts	4.112.155	4.112.155	9.190.494	9.190.494
831	Travel Goods	900.252	900.252	4.564.950	4.564.950
841	Men's Coats/jackets, Not Knitted	146.259	146.259	1.079.626	1.079.626
842	Women's Coats/jacket, Not Knitted	528.732	528.732	2.464.485	2.464.485
843	Men's Coats/jackets, Knitted	66.851	66.851	500.567	500.567
844	Women's Coats/jackets, Knitted	245.829	245.829	1.021.168	1.021.168
845	Articles Of Apparel	697.172	697.172	4.728.460	4.728.460
846	Clothing Accessories Of Textiles Fabrics	292.034	292.034	4.088.918	4.088.918

I-2 IMPOR MENURUT GOLONGAN BARANG SITC / IMPORT BY SITC COMMODITY GROUPS
***** JANUARI / JANUARY 2009 *****

SITC	Uraian golongan barang <i>Group description</i>	Berat bersih/ <i>Net weight</i> (Kg)		Nilai/Value C.I.F.(US\$)	
		Bulan ini <i>Current month</i>	Kumulatif <i>Cum.Jan.to date</i>	Bulan ini <i>Current month</i>	Kumulatif <i>Cum.Jan.to date</i>
C. By Commodity 3 digit SITC					
848	Articles Of Apparel And Clothing Accessories Of Other Than Textile	1.116.754	1.116.754	4.008.252	4.008.252
851	Footwears	2.502.346	2.502.346	12.611.309	12.611.309
871	Optical Instrument And Apparatus	43.425	43.425	682.204	682.204
872	Medical Instruments And Appliances	1.148.715	1.148.715	9.892.881	9.892.881
873	Meters And Counters	568.209	568.209	6.780.380	6.780.380
874	Measuring, Checking, Analysing, And Controlling Instrument And	1.495.385	1.495.385	35.638.052	35.638.052
881	Photographic Apparatus And Equipments	129.187	129.187	3.559.538	3.559.538
882	Photographic And Chinematographic Supplies	963.484	963.484	4.013.927	4.013.927
883	Cinematograph Film, Exposed And Developed	3.594	3.594	243.259	243.259
884	Optical Goods	302.500	302.500	8.787.594	8.787.594
885	Watches And Clocks	325.560	325.560	1.890.648	1.890.648
891	Arms And Ammunitions	8.153	8.153	1.092.764	1.092.764
892	Printed Matter	1.070.534	1.070.534	11.346.198	11.346.198
893	Article Of Plastics	8.744.188	8.744.188	27.067.189	27.067.189
894	Baby Carriages, Toys, Games, And Sporting Goods	2.525.470	2.525.470	6.718.437	6.718.437
895	Office And Stationery Supplies	1.175.185	1.175.185	5.940.383	5.940.383
896	Works Of Art, Collectors Pieces And Antiques	58.796	58.796	152.266	152.266
897	Jewellery, Goldsmith, Silversmith Wares, And Other Articles	169.519	169.519	1.923.244	1.923.244
898	Musical Instrument And Parts/accessories	1.362.238	1.362.238	16.664.343	16.664.343
899	Other Miscellaneous Manufactured Articles	3.130.769	3.130.769	18.000.540	18.000.540
961	Coin Not Being Legal Tender	418	418	248	248
971	Gold, Non-monetary	5.509	5.509	1.739.859	1.739.859
TOTAL IMPORT		6.408.533.613	6.408.533.613	6.600.569.249	6.600.569.249

I.3. IMPOR MENURUT KOMODITI / IMPORT BY HS COMMODITY

*** JANUARI / JANUARY 2009 ***

H S	Uraian Komoditi Commodity Description	Berat Bersih / Net Weight (Kg)		Nilai / Value C.I.F (US\$)	
		Bulan ini Current Month	Kumulatif Cum.Jan. to date	Bulan ini Current Month	Kumulatif Cum.Jan. to date
0102901000	Live Oxen, Other Than Pure-bred Breeding Animals	24.412.740	24.412.740	50.016.561	50.016.561
0102902000	Live Buffaloes, Other Than Pure-bred Breeding Animals	134.039	134.039	250.521	250.521
0201300000	Meat Of Bovine Animals, Boneless, Fresh Or Chilled	1.408	1.408	17.673	17.673
0202200000	Oth Cuts With Bone In Of Bovine Animals, Frozen	298.289	298.289	433.643	433.643
0202300000	Meat Of Bovine Animals, Boneless, Frozen	2.362.282	2.362.282	6.302.139	6.302.139
0203290000	Other Meat Of Swine, Frozen	16.320	16.320	15.164	15.164
0204220000	Oth Cuts With Bone In Of Sheep, Fresh Or Chilled	1.185	1.185	4.484	4.484
0204230000	Other Meat Of Sheep, Boneless, Fresh Or Chilled	65	65	355	355
0204410000	Carcasses & Half-carcasses Of Sheep, Frozen	3.819	3.819	16.696	16.696
0204420000	Oth Cuts With Bone In Of Sheep, Frozen	23.111	23.111	84.926	84.926
0204430000	Other Meat Of Sheep, Boneless, Frozen	13.156	13.156	52.023	52.023
0206210000	Tongues Of Bovine Animals, Frozen	22.124	22.124	39.306	39.306
0206220000	Livers Of Bovine Animals, Frozen	218.244	218.244	307.965	307.965
0206290000	Other Edible Offal Of Bovine Animals, Frozen	2.253.895	2.253.895	3.638.282	3.638.282
0207120000	Meat & Edible Offal Of The Spec. Gallus Domesticus, Not Cut In Piece, Frozen	80.027	80.027	128.697	128.697
0207149000	Oth Cuts & Offals Of Fowl Of The Species Gallus Domesticus, Frozen	170.561	170.561	243.788	243.788
0207250000	Meat And Edible Offal Of Turkeys, Not Cut In Pieces, Frozen	577	577	830	830
0207331000	Meat And Edible Offal Of Ducks, Not Cut In Pieces, Frozen	109.764	109.764	110.623	110.623
0301103000	Freshwater Ornamental Fish, Live	463	463	731	731
0301920000	Eels (anguilla Spp.), Live	500	500	15.807	15.807
0301994090	Other Freshwater Fish, Live	36.718	36.718	36.111	36.111
0302190000	Oth Salmonidae Fish,excl.fillet,liver And Roes, Fresh Or Chilled	26.950	26.950	12.573	12.573
0302640000	Mackerel, Excl. Fillets Livers & Roes, Fresh Or Chilled	56.000	56.000	36.400	36.400
0302691090	Other Marine Fish Excl.fillets, Livers And Roes, Fresh Or Chilled	3.218	3.218	2.710	2.710
0302692010	Tilapia, Excl.fillets, Livers And Roes, Fresh Or Chilled	47.600	47.600	22.021	22.021
0302692090	Other Freshwater Fish, Excl.fillets, Livers And Roes, Fresh Or Chilled	12.500	12.500	5.631	5.631
0303210000	Trout, Excl.fillets, Livers And Roes, Frozen	8.434	8.434	45.551	45.551
0303220000	Atlantic & Danube Salmon, Excl.fillets, Livers And Roes, Frozen	12.332	12.332	65.290	65.290
0303290000	Other Salmonidae, Excl.fillets, Livers And Roes, Frozen	73.261	73.261	318.585	318.585
0303390000	Oth Flat Fish, Excl.fillets, Livers & Roes, Frozen	33.820	33.820	86.241	86.241
0303430000	Skipjack Or Stripe-bellied Bonito, Excl.fillets, Livers And Roes, Frozen	54.000	54.000	35.100	35.100
0303520000	Cod (gadus Morhua, Ogac, Macrocephalu) ,excl.fillets,livers And Roes,frozen	729	729	1.519	1.519
0303710000	Sardines, Excl.fillets, Livers And Roes, Frozen	76.400	76.400	55.008	55.008
0303740000	Mackerel, Excl.fillets, Livers And Roes, Frozen	5.502.232	5.502.232	3.685.274	3.685.274
0303791090	Other Marine Fish, Excl.fillets, Livers And Roes, Frozen	1.164.874	1.164.874	781.664	781.664
0303792010	Tilapia, Excl.fillets, Livers And Roes, Frozen	49.200	49.200	25.890	25.890
0303792090	Other Freshwater Fish, Excl.fillets, Livers And Roes, Frozen	284.433	284.433	174.137	174.137
0303801000	Livers Of Fish, Frozen	620	620	1.294	1.294
0303802000	Roes Of Fish, Frozen	1.113	1.113	3.548	3.548
0304290000	Other Fish Fillets, Frozen	155.761	155.761	331.214	331.214
0304990000	Other Fish Meat (whether Or Not Minced) Frozen	21.003	21.003	14.051	14.051
0305201000	Livers & Roes Of Freshwater Fish, Dried, salted Or Salted Or In Brine	81.690	81.690	57.178	57.178
0305209000	Others Livers & Roes Of Fish, Dried, Smoked, Salted Or In Brine	575	575	319	319
0305591000	Sharks Fins, Dried, Salted/unsalted But Not Smoked	6.697	6.697	59.207	59.207
0305592000	Marine Fish, Including Anchovies, Dried, salted/unsalted, But Not Smoked	1.308.359	1.308.359	865.926	865.926
0305599000	Other Dried Fish, Salted/unsalted But Not Smoked	158.553	158.553	116.941	116.941
0306110000	Rock Lobsters And Oth Sea Crawfish, (Ja ,palinurus,panulirus Spp.) Frozen	49.591	49.591	202.872	202.872
0306130000	Shrimps And Prawns, Frozen	250.839	250.839	728.347	728.347
0306140000	Crabs, Frozen	64.359	64.359	289.684	289.684
0306231000	Shrimps And Prawns, Breeder	220	220	28.301	28.301
0306234900	Other Shrimps And Prawns, Dried In Oth Than Airtight Containers	21.685	21.685	15.427	15.427
0306299900	Other Crustaceans, Not Frozzen In Oth Than Airtight Containers	100	100	1.879	1.879
0307101000	Oysters, Live	36.781	36.781	22.178	22.178
0307102000	Oysters, Fresh, Chilled Or Frozen	12.915	12.915	30.130	30.130
0307103000	Oysters, Dried, Salted Or In Brine	223	223	596	596
0307291000	Scallops, Frozen	988	988	6.948	6.948
0307391000	Mussels, Frozen	19.313	19.313	41.407	41.407
0307491000	Cuttle Fish And Squid, Frozen	546.148	546.148	388.773	388.773
0307591000	Octopus, Frozen	49.718	49.718	147.155	147.155
0307991000	Other Molluscs, Frozen	23	23	53	53
0307999000	Oth Aquatic Invertebrates Not Crstceans, For Human Consumpt Dried,salted/in	180	180	375	375
0401100000	Milk And Cream, Not Concentrated, No Add Sugar, Of A Fat Content, By	943.441	943.441	2.986.806	2.986.806
0401200000	Milk And Cream, Not Concentrated, No Add Sugar, Of A Fat Content, By	708.202	708.202	976.131	976.131
0401300000	Milk And Cream, Not Concentrated, No Add Sugar, Of A Fat Content, By	57.480	57.480	106.703	106.703
0402103000	Milk&cream Fat Cont<=1.5%,in Solid Form Added Sugar/oth Sweet,in Cont=>	4.504.550	4.504.550	13.840.843	13.840.843
0402109000	Milk&cream Fat Cont<=1.5%,in Solid Form Added Sugar/oth Sweet,in Cont< 20	408.269	408.269	1.305.461	1.305.461
0402212000	Milk&cream Fat Cont> 1.5%,in Solid Form Not Added Sugar/oth Sweet,in	1.138.575	1.138.575	3.971.411	3.971.411
0402219000	Milk&cream Fat Cont> 1.5%,in Solid Form Not Added Sugar/oth Sweet,in	196.746	196.746	1.156.266	1.156.266
0402292000	Milk&cream Fat Cont> 1.5%,in Solid Form Added Sugar/oth Sweet,in Cont=>= 20	929.975	929.975	2.207.601	2.207.601
0402299000	Milk&cream Fat Cont> 1.5%,in Solid Form Added Sugar/oth Sweet,in Cont< 20	3.681.119	3.681.119	9.469.429	9.469.429
0402990000	Other Milk&cream, Containing Added Sugar/other Sweetening	586.249	586.249	753.507	753.507
0403101100	Yoghurt In Liquid Form, Incl. Condensed Form,cont.fruits, Nuts, Cocoa Or	20	20	2.300	2.300
0403101900	Yoghurt In Other Form, Containing Fruits ,nuts, Cocoa Or Flavoring Matter	17.704	17.704	19.041	19.041
0403109100	Yoghurt In Condensed Form, Not Contain F Nut, Cocoa, Or Flavoring Matter	472	472	465	465
0403901000	Buttermilk	533.725	533.725	1.628.870	1.628.870
0403909000	Curdled Milk And Cream, Kephir & Other Fermented Milk And Cream	16.632	16.632	25.957	25.957
0404101100	Whey, Whether/not Concentrated/contain Add Sugar/sweetening,for Human	2.734.018	2.734.018	3.830.377	3.830.377
0404101900	Modified Whey,whether/not Concentr/cont Add Sugar/sweetening,for Human	748.270	748.270	1.881.331	1.881.331

I.3. IMPOR MENURUT KOMODITI / IMPORT BY HS COMMODITY

*** JANUARI / JANUARY 2009 ***

HS	Uraian Komoditi Commodity Description	Berat Bersih / Net Weight (Kg)		Nilai / Value C.I.F (US\$)	
		Bulan ini Current Month	Kumulatif Cum.Jan. to date	Bulan ini Current Month	Kumulatif Cum.Jan. to date
0404900000	Oth Products Consisting Of Natural Milk	18.000	18.000	11.800	11.800
0405100000	Butter Derived From Milk	86.577	86.577	304.308	304.308
0405200000	Dairy Spreads Derived From Milk	17.000	17.000	17.408	17.408
0405901000	Anhydrous Butterfat Derived From Milk	218.400	218.400	1.026.153	1.026.153
0405903000	Ghee Derived From Milk	1.480	1.480	1.864	1.864
0405909000	Other Fats And Oils Derived From Milk	168.970	168.970	793.438	793.438
0406101000	Fresh Cheese (unripened Or Uncured), Including Whey Cheese	486.415	486.415	2.144.982	2.144.982
0406109000	Fresh Curd (unripened Or Uncured)	14.400	14.400	65.736	65.736
0406201000	Grated/powdered Cheese,in Packages Of A Gross Weight Exceeding 20 Kg	5.724	5.724	38.318	38.318
0406209000	Grated/powdered Cheese,in Packages Of A Gross Weight <= 20 Kg	528	528	2.197	2.197
0406300000	Processed Cheese,not Grated Or Powdered	414.072	414.072	2.210.180	2.210.180
0406400000	Blue Veined Cheese And Oth Cheese Cont Veins Prod By Penicillium Roquefort	47	47	145	145
0406900000	Other Cheese	58.280	58.280	302.870	302.870
0408110000	Egg Yolks, Dried	823	823	5.408	5.408
0408910000	Birds' Eggs, Not In Shell, Dried	36.727	36.727	243.500	243.500
0409000000	Natural Honey	151.889	151.889	436.753	436.753
0410001000	Birds' Nests	525	525	5.052	5.052
0410009000	Other Edible Products Of Animal Origin, Not Elsewhere Specified Or Included	80	80	6.500	6.500
0502100000	Pigs', Hogs' And Boars' Bristles And Hair And Waste Thereof	34.500	34.500	212.779	212.779
0505101000	Duck Feathers And Down, Of A Kind Used For Stuffing	1.083	1.083	13.010	13.010
0505901000	Duck Feathers And Down, Used Other Than For Stuffing	12.675	12.675	45.015	45.015
0505909000	Other Skins And Parts Of Birds; Powder And Waste Of Feather Or Part Of	125.816	125.816	166.549	166.549
0508002000	Shells Of Molluscs, Crustaceans/echino Derms,unworked/simple Prepared	12.057	12.057	36.171	36.171
0508009000	Cuttle-bone,unworked/simple Prepared Not Cut To Shape,powder&waste	12.897	12.897	40.439	40.439
0511911000	Dead Animals Of Fish/crustaceans, Molluscs/other Aquatic Invertebrates	56.000	56.000	36.582	36.582
0511912000	Roes	49	49	113	113
0511919000	Oth.product Of Fish Or Crustaceans, Moluscs Or Oth.aqua Invertebrates	45	45	140	140
0511999000	Other Animal Products Not Elsewhere Specified Or Included	53.460	53.460	54.123	54.123
0601209000	Bulbs,tubers,tuberous Roots, Corms Crowns & Rhizomes, In Growth Or In	27.940	27.940	60.572	60.572
0602109000	Unrooted Cutting And Slips Of Oth Plants	23.900	23.900	30.000	30.000
0602902000	Orchid Seedlings	5.537	5.537	10.500	10.500
0602909000	Other Live Plants; Mushroom Spawn	19.957	19.957	2.183	2.183
0604100000	Mosses And Lichens	6.696	6.696	7.700	7.700
0604990000	Foliage, Branches & Oth Parts Of Plants, Other Than Fresh	4.585	4.585	4.585	4.585
0701100000	Potatoes Seed, Fresh Or Chilled,	270.001	270.001	166.305	166.305
0701900000	Potatoes, Other Than Seed , Fresh Or Chilled	648.842	648.842	296.206	296.206
0702000000	Tomatoes, Fresh Or Chilled	5.560	5.560	12.844	12.844
0703101900	Onions,fresh/chilled,oth.than Bulbs For Propagation	2.533.214	2.533.214	954.349	954.349
0703102900	Shallots,fresh/chilled,oth Than Bulbs For Propagation	1.959.268	1.959.268	741.521	741.521
0703209000	Garlic,fresh/chilled, Oth Than Bulbs For Propagation	45.716.883	45.716.883	16.078.343	16.078.343
0703909000	Leeks & Oth.alliaceouse, Fresh/chilled Oth Than Bulbs For Propagation	30.687	30.687	30.716	30.716
0704101000	Cauliflowers, Fresh Or Chilled	59.490	59.490	44.815	44.815
0704102000	Headed Broccoli, Fresh Or Chilled	37.442	37.442	36.219	36.219
0704200000	Brussels Sprouts, Fresh Or Chilled	32	32	75	75
0704901000	Cabbages, Fresh Or Chilled	95.732	95.732	33.524	33.524
0704909000	Kohlrabi, Kale And Similar Edible Brassicas, Fresh Or Chilled	19.065	19.065	22.905	22.905
0705110000	Cabbage Lettuce (head Lettuce), Fresh Or Chilled	6.403	6.403	12.228	12.228
0705190000	Other Lettuce, Fresh Or Chilled	8.351	8.351	8.363	8.363
0705210000	Witloof Chicory, Fresh Or Chilled	36	36	72	72
0706101000	Carrots, Fresh Or Chilled	1.421.882	1.421.882	682.264	682.264
0706102000	Turnips, Fresh Or Chilled	100	100	106	106
0706900000	Salad Beetroot,salsify,celeriac,radish And Similar Edible Roots.fresh/chilled	998	998	783	783
0707000000	Cucumbers And Gherkins, Fresh/chilled	406	406	984	984
0708100000	Peas (pisum Sativum), Fresh/chilled	549.013	549.013	167.270	167.270
0708900000	Other Leguminous Vegetables, Fresh Or Chilled	5.421	5.421	5.815	5.815
0709200000	Asparagus, Fresh Or Chilled	1.143	1.143	1.920	1.920
0709400000	Celery Oth Than Celeriac,fresh/chilled	8.534	8.534	8.833	8.833
0709510000	Mushrooms Of The Genus Agaricus, Fresh Or Chilled	25.493	25.493	28.300	28.300
0709590000	Other Mushrooms, Fresh Or Chilled	71.975	71.975	82.751	82.751
0709601000	Chillies, Other Than Giant Chillies, Fresh Or Chilled	2.852	2.852	2.623	2.623
0709609000	Other Fruits Of The Genus Capsicum Or Of The Genus Pimenta, Fresh Or	2.865	2.865	6.641	6.641
0709700000	Spinach, New Zealand Spinach & Orache Spinach, Fresh Or Chilled	1.989	1.989	2.279	2.279
0709909000	Other Vegetables, Fresh Or Chilled	205.920	205.920	188.538	188.538
0710100000	Potatoes, Frozen	119.867	119.867	122.630	122.630
0710210000	Peas (pisum Sativum), Frozen	25.709	25.709	23.020	23.020
0710220000	Beans (vigna Spp,phaseolus Spp), Frozen	492	492	708	708
0710290000	Other Leguminous Vegetable, Frozen	42.397	42.397	45.703	45.703
0710400000	Sweet Corn, Frozen	47.133	47.133	35.703	35.703
0710800000	Other Vegetables, Frozen	24.928	24.928	81.629	81.629
0710900000	Mixtures Of Vegetables, Frozen	52.827	52.827	62.119	62.119
0711409000	Cucumber And Gherkins, Preserved In Other Preservation	145	145	184	184
0711599000	Other Mushrooms And Truffles Preserved In Other Preservation	7.660	7.660	3.660	3.660
0711904000	Onions, Preserved By Sulphur Dioxide Gas	16	16	21	21
0711909000	Oth Vegetables, Mixtures Of Vegetables Provisionally Preserved	17.212	17.212	14.643	14.643
0712200000	Onios, Dried, Whole, Cut, Sliced ,broken/in Powder, But Not Further Prep	67.442	67.442	216.094	216.094
0712310000	Mushrooms (genus Agaricus), Dried,whole ,broken/in Powder, But Not Further	9.753	9.753	25.661	25.661
0712320000	Wood Ears (auricularia Spp.),dried,whole ,broken/in Powder, But Not Further	6.962	6.962	12.608	12.608
0712330000	Jelly Fungi (tremella Spp.),dried,whole, Cut, Broken/in Powder,but Not Furth	16.720	16.720	15.048	15.048

I.3. IMPOR MENURUT KOMODITI / IMPORT BY HS COMMODITY
***** JANUARI / JANUARY 2009 *****

H S	Uraian Komoditi Commodity Description	Berat Bersih / Net Weight (Kg)		Nilai / Value C.I.F (US\$)	
		Bulan ini Current Month	Kumulatif Cum.Jan. to date	Bulan ini Current Month	Kumulatif Cum.Jan. to date
0712391000	Truffles, Dried, Whole, Cut, Sliced ,broken/in Powder, But Not Further Prep	5.700	5.700	6.458	6.458
0712399000	Other Mushrooms, Dried, Whole,cut,sliced ,broken/in Powder, But Not Further	29.645	29.645	49.000	49.000
0712901000	Garlic, Whole, Cut, Sliced ,broken/in Powder, But Not Further Prep	131.661	131.661	109.104	109.104
0712909000	Other Vegetables/mixtures Of Vegetables Whole, Cut, Sliced, But Not Further	266.455	266.455	715.616	715.616
0713109000	Peas, Dried, Other Than For Sowing	35	35	45	45
0713319000	Beans (vigna Mungo Hepper/vigna Radiata Wilczek), Dried, Other Than For	1.370.090	1.370.090	834.515	834.515
0713329000	Small Red(adzuki) Beans(phaseolus/vigna) Dried, Other Than For Sowing	46.000	46.000	13.754	13.754
0713339000	Kidney Beans, Including White Pea Beans Dried, Other Than For Sowing	990.620	990.620	452.780	452.780
0713399000	Other Beans,dried,other Than For Sowing	190.362	190.362	59.505	59.505
0713409000	Lentils, Dried, Other Than For Sowing	24	24	47	47
0713509000	Broad Beans & Horse Beans, Dried, Other Than For Sowing	381.855	381.855	235.929	235.929
0713909000	Other Dried Leguminous Vegetables, Other Than For Sowing	292.952	292.952	135.172	135.172
0714109000	Manioc (cassava), In Other Form	77	77	148	148
0714200000	Sweet Potatoes	516	516	1.633	1.633
0714909000	Arrowroot, Salep, Jerusalem Artichokes, & Similar Roots/tubers With High	5.146	5.146	5.903	5.903
0801110000	Coconuts, Desiccated, Fresh Or Dried	52.397	52.397	80.388	80.388
0801190000	Coconuts, Other Than Desiccated Fresh Or Dried	397.366	397.366	227.248	227.248
0801320000	Cashew Nuts, Shelled, Fresh Or Dried	15.876	15.876	69.650	69.650
0802110000	Almonds, In Shell, Fresh Or Dried	180	180	228	228
0802120000	Almonds, Shelled, Fresh Or Dried	34.917	34.917	132.734	132.734
0802220000	Hazelnut/filberts, Shelled, Fresh/dried	12.000	12.000	65.400	65.400
0802400000	Chestnuts (castanea Spp.), Fresh/dried ,whether Or Not,shelled Or Peeled	530	530	583	583
0802500000	Pictachios, Fresh Or Dried	12.294	12.294	8.815	8.815
0802901000	Areca Nuts, Fresh Or Dried	3	3	8	8
0802909000	Other Nuts, Fresh Or Dried	620	620	783	783
0803009000	Other Bananas, Including Plantains, Fresh Or Dried.	2.699	2.699	41.722	41.722
0804100000	Dates, Fresh Or Dried	616.599	616.599	546.542	546.542
0804300000	Pineapples, Fresh Or Dried	135	135	118	118
0804400000	Avocados, Fresh Or Dried	5.912	5.912	2.962	2.962
0804501000	Guavas	68	68	72	72
0805100010	Oranges, Fresh	2.095.175	2.095.175	1.737.762	1.737.762
0805200000	Mandarin (incl. Tangerines & Satsumas), & Similar Citrus Hybrids, Fresh Or	31.859.544	31.859.544	27.899.214	27.899.214
0805400000	Grapefruit, Including Pomelos Fresh Or Dried	29.549	29.549	25.866	25.866
0805500000	Lemons And Limes, Fresh Or Dried	34.713	34.713	31.611	31.611
0805900000	Other Citrus Fruit, Fresh Or Dried	2.063	2.063	1.650	1.650
0806100000	Grapes, Fresh	2.244.067	2.244.067	4.402.177	4.402.177
0806200000	Grapes, Dried	55.051	55.051	86.840	86.840
0807110000	Watermelons, Fresh	6.203	6.203	5.157	5.157
0807190000	Other Melons, Fresh	1.867	1.867	4.130	4.130
0807209000	Other Papaws (papayas), Fresh	1.336	1.336	1.122	1.122
0808100000	Apples, Fresh	14.730.136	14.730.136	11.845.187	11.845.187
0808200000	Pears And Quinces, Fresh	7.724.396	7.724.396	5.850.204	5.850.204
0809100000	Apricots, Fresh	11	11	29	29
0809300000	Peaches, Including Nectarines, Fresh	1.945	1.945	1.660	1.660
0809400000	Plums And Sloes, Fresh	3.301	3.301	2.648	2.648
0810100000	Strawberries, Fresh	36.000	36.000	76.800	76.800
0810200000	Raspberries, Blackberries, Mulberries, Loganberries, Fresh	217	217	1.228	1.228
0810400000	Cranberries, Bilberries & Other Fruits Of The Genus Vaccinium, Fresh	114	114	249	249
0810500000	Kiwi Fruit, Fresh	75.114	75.114	133.183	133.183
0810600000	Durians, Fresh	400.899	400.899	497.322	497.322
0810901000	Longans, Fresh	1.399.981	1.399.981	1.519.386	1.519.386
0810906000	Tamarinds, Fresh	12.753	12.753	9.613	9.613
0810909000	Other Fruit, Fresh	147.282	147.282	121.135	121.135
0811100000	Strawberries, Uncooked Or Cooked By Steaming Or Boiling Water, Frozen	73.694	73.694	91.915	91.915
0811200000	Raspberries,blackberries,mulberries, Loganberries,currant,gooseberries,frozen	2.878	2.878	18.512	18.512
0811900000	Other Fruit And Nuts,uncooked/cooked By Steaming Or Boiling Water, Frozen	30.640	30.640	111.188	111.188
0812900000	Oth Fruit & Nut,provisionally Preserved	100	100	126	126
0813402000	Tamarinds, Dried	39	39	50	50
0813409000	Other Fruit, Dried,	1.081	1.081	24.960	24.960
0901111000	Arabica Wib Or Robusta Oib, Not Roasted Not Decaffeinated	306.723	306.723	907.070	907.070
0901211000	Coffee, Roasted, Not Decaffeinated, Unground	19.732	19.732	225.253	225.253
0901212000	Coffee, Roasted, Not Decaffeinated, Ground	21.814	21.814	59.406	59.406
0901221000	Coffee, Roasted, Decaffeinated,unground	153.600	153.600	478.234	478.234
0901902000	Coffee Substitutes Containing Coffee	17.467	17.467	81.842	81.842
0902101000	Green Tea (not Fermented), In Packing <= 3 Kg, Leaf	650	650	915	915
0902109000	Green Tea (not Fermented), In Packing <= 3 Kg, Other Than Leaf	3.643	3.643	7.070	7.070
0902201000	Green Tea (not Fermented), In Packing > 3 Kg, Leaf	43.200	43.200	57.280	57.280
0902209000	Green Tea (not Fermented), In Packing > 3 Kg, Other Than Leaf	158.249	158.249	244.934	244.934
0902301000	Black Tea (fermented),in Packing <= 3 Kg Leaf	650	650	915	915
0902309000	Black Tea (fermented),in Packing <= 3 Kg Other Than Leaf	2.300	2.300	31.766	31.766
0902401000	Black Tea (fermented), In Packing > 3 Kg Leaf	72.275	72.275	42.634	42.634
0902409000	Black Tea (fermented), In Packing > 3 Kg Other Than Leaf	133.702	133.702	380.809	380.809
0904111000	White Pepper, Neither Crushed Nor Ground	32.000	32.000	10.080	10.080
0904112000	Black Pepper, Neither Crushed Nor Ground	75	75	167	167
0904119000	Other Pepper, Neither Crushed Nor Ground	6.435	6.435	5.846	5.846
0904121000	White Pepper, Crushed Or Ground	175	175	3.057	3.057
0904122000	Black Pepper, Crushed Or Ground	401	401	4.546	4.546
0904129000	Other Pepper, Crushed Or Ground	3.605	3.605	4.044	4.044

I.3. IMPOR MENURUT KOMODITI / IMPORT BY HS COMMODITY
***** JANUARI / JANUARY 2009 *****

H S	Uraian Komoditi Commodity Description	Berat Bersih / Net Weight (Kg)		Nilai / Value C.I.F (US\$)	
		Bulan ini Current Month	Kumulatif Cum.Jan. to date	Bulan ini Current Month	Kumulatif Cum.Jan. to date
0904201000	Chillies, Dried	1.129.062	1.129.062	861.301	861.301
0904202000	Chillies, Crushed Or Ground	150.225	150.225	146.456	146.456
0904209000	Oth Fruits Of The Genus Capsicum/ Pimenta, Dried Or Crushed Or Ground	500	500	5.460	5.460
0906190000	Cinnamon-tree Flowers Neither Crushed Nor Ground	13.220	13.220	304.060	304.060
0906200000	Cinnamon And Cinnamon-tree Flowers, Crushed Or Ground	100.305	100.305	320.627	320.627
0908100010	Nutmeg, In Shell	3.530	3.530	10.590	10.590
0908100020	Nutmeg, Shelled	28	28	299	299
0909101000	Seeds Of Anise	43.760	43.760	16.207	16.207
0909200000	Seeds Of Coriander	880.583	880.583	300.198	300.198
0909300000	Seeds Of Cumin	30.009	30.009	36.100	36.100
0909500000	Seeds Of Fennel Or Juniper Berries	20.512	20.512	10.780	10.780
0910100000	Ginger	37.390	37.390	17.661	17.661
0910300000	Turmeric (curcuma)	462	462	1.019	1.019
0910910000	Mixtures Of Spices	26	26	293	293
0910991000	Thyme; Bay Leaves	356	356	2.203	2.203
0910992000	Curry	34	34	366	366
0910999000	Other Spices	36.323	36.323	19.364	19.364
1001100000	Durum Wheat	76.527	76.527	182.854	182.854
1001901100	Meslin, For Human Consumption	531	531	7.956	7.956
1001901900	Other Wheat, For Human Consumption	304.566.490	304.566.490	119.285.653	119.285.653
1001909100	Meslin, Not For Human Consumption	21.458	21.458	54.000	54.000
1004000000	Oats	68.520	68.520	31.170	31.170
1005100000	Maize (corn), Seeds	52.119	52.119	266.348	266.348
1005901000	Popcorn	121.660	121.660	95.162	95.162
1005909000	Maize (corn), Other Than Seeds	21.586.227	21.586.227	4.068.362	4.068.362
1006301500	Thai Hom Mali Rice	120.000	120.000	97.200	97.200
1006301900	Fragrant Rice, Broken > 25% Semi-milled Or Wholly Milled Rice	65.673	65.673	112.354	112.354
1006303000	Glutinous Rice (pulot), Semi-milled Or Wholly Milled Rice	11.276.087	11.276.087	4.526.053	4.526.053
1006400000	Broken Rice	8.581.910	8.581.910	2.543.755	2.543.755
1008200000	Millet	946.961	946.961	288.418	288.418
1008300000	Canary Seed	358.605	358.605	190.741	190.741
1101001000	Wheat Flour	15.967.862	15.967.862	6.552.435	6.552.435
1102100000	Rye Flour	572	572	1.502	1.502
1102200000	Maize (corn) Flour	40.241	40.241	15.043	15.043
1102900090	Other Cereal Flours	682.550	682.550	300.621	300.621
1103112000	Groats And Meals Of Durum Or Hard Wheat Semolina	374	374	718	718
1103130000	Groats And Meals Of Maize (corn)	509	509	975	975
1103200000	Cereal Pellets	1.002	1.002	4.155	4.155
1104120000	Rolled/flaked Grains Of Oats	177.997	177.997	104.606	104.606
1104299000	Other Worked Grains Of Other Cereals	2.017.340	2.017.340	623.238	623.238
1105100000	Flour, Meal And Powder Of Potatoes	179.798	179.798	256.068	256.068
1105200000	Flakes, Granules And Pellets Of Potatoes	427.602	427.602	586.777	586.777
1106100000	Flour, Meal And Powder Of The Dried Leguminous Vegetables Of Heading	562	562	1.346	1.346
1106202100	Meal Of Sago	75	75	2.240	2.240
1106300000	Flour,meal And Powder Of The Dried Leguminous Vegetables Of Prod.chapter	4.350	4.350	122.405	122.405
1107100000	Malt, Not Roasted	2.411.190	2.411.190	1.392.684	1.392.684
1108110000	Wheat Starch	42.500	42.500	12.694	12.694
1108120000	Maize (corn) Starch	3.902.274	3.902.274	1.292.380	1.292.380
1108130000	Potato Starch	1.059.849	1.059.849	725.358	725.358
1108140000	Manioc (cassava) Starch	946.907	946.907	384.140	384.140
1108199000	Other Starches	28	28	383	383
1108200000	Inulin	117.204	117.204	326.754	326.754
1201009000	Other Soya Beans, Whether Or Not Broken	29.790.987	29.790.987	13.917.813	13.917.813
1202101000	Ground Nuts, Not Roasted Or Otherwise Cooked, In Shell, Suitable For Sowing	19.800	19.800	22.685	22.685
1202109000	Oth Ground Nuts, Not Roasted/otherwise Cooked, In Shell	3.680.162	3.680.162	2.923.331	2.923.331
1202200000	Ground Nuts, Shelled	8.454.162	8.454.162	8.899.183	8.899.183
1206000000	Sunflower Seeds, Whether Or Not Broken	316.703	316.703	113.592	113.592
1207200000	Cotton Seeds, Whether Or Not Broken	2.504	2.504	24.516	24.516
1207400000	Sesamum Seeds, Whether Or Not Broken	370.388	370.388	180.430	180.430
1207910000	Poppy Seeds, Whether Or Not Broken	5	5	51	51
1207992000	Palm Nuts And Kernels Whether Or Not Broken	1.785	1.785	386.925	386.925
1207993000	Safflower Seeds Whether Or Not Broken	1.038	1.038	889	889
1207999000	Other Oil Seeds & Oleaginous Fruits, Whether Or Not Broken	23.852	23.852	1.099.696	1.099.696
1208100000	Flours And Meals Of Soya Beans	92.420	92.420	126.189	126.189
1209210000	Lucerne (alfalfa) Seed, Of A Kind Used For Sowing	806	806	4.185	4.185
1209290000	Other Seeds Of Forage Plants, Of A Kind Used For Sowing	679	679	2.723	2.723
1209910000	Vegetable Seeds,of A Kind Used For Sowing	1.197	1.197	86.741	86.741
1209999000	Other Seeds Of A Kind Used For Sowing	473	473	54.058	54.058
1210200000	Hop Cones, Ground, Powdered Or In The Form Of Pellets; Lupulin	3.000	3.000	22.778	22.778
1211201000	Ginseng Roots, Cut, Crushed/powdered Form	2.820	2.820	145.717	145.717
1211901300	Rauwolfia Serpentina Roots Used For Pharmacy	37.856	37.856	17.084	17.084
1211901400	Other Plants, In Cut, Crushed Or Powdered Form, Used For Pharmacy	140.000	140.000	198.000	198.000
1211901900	Other Plants, In Other Forms Used For Pharmacy	97.507	97.507	34.313	34.313
1211909900	Oth Plants, In Cut, Crushed/powdered Form, Used For Other Purposes	37.437	37.437	129.239	129.239
1212201900	Seaweeds & Oth Algae,fresh,chilled/dried ,used In Dyeing,tanning,perfumery	854	854	750	750
1212209000	Oth Seaweeds & Oth Algae, Fresh, Chilled , Dried,primarily For Human	16.350	16.350	55.786	55.786
1212999000	Other Vegetable Product, Of A Kind Used Primarily For Human Consumption	2.346	2.346	6.391	6.391
1301200000	Gum Arabic	6.186	6.186	36.189	36.189

I.3. IMPOR MENURUT KOMODITI / IMPORT BY HS COMMODITY

*** JANUARI / JANUARY 2009 ***

H S	Uraian Komoditi Commodity Description	Berat Bersih / Net Weight (Kg)		Nilai / Value C.I.F (US\$)	
		Bulan ini Current Month	Kumulatif Cum.Jan. to date	Bulan ini Current Month	Kumulatif Cum.Jan. to date
1301902000	Gum Damar	81.500	81.500	77.872	77.872
1301909000	Other Gum And Resin	43.806	43.806	172.190	172.190
1302190000	Other Opium, Whether Or Not Modified	100	100	4.649	4.649
1302120000	Saps And Extracts Of Liquorice, Whether Or Not Modified	114.114	114.114	873.707	873.707
1302130000	Saps And Extracts Of Hops, Whether Or Not Modified	1.939	1.939	49.467	49.467
1302193000	Other Medicinal Extracts Derived From Vegetable Products	7.536	7.536	182.460	182.460
1302199000	Other Saps And Extracts Of Vegetable	8.399	8.399	195.957	195.957
1302200000	Pectic Substances, Pectinates & Pectates	10.076	10.076	113.239	113.239
1302310000	Agar-agar	49.475	49.475	54.882	54.882
1302320000	Mucilages & Thickeners,whether Or Not Modified, Derived From Locust	107.753	107.753	388.093	388.093
1302391000	Carageenan	7.720	7.720	66.477	66.477
1302399000	Mucilages & Thickeners,whether Or Not Modified,derived From Vegetable	38.021	38.021	215.135	215.135
1401100000	Bamboos Used Primarily For Plaiting	2.840	2.840	13.206	13.206
1404909000	Other Vegetable Products Not Elsewhere Specified Or Included	31.665	31.665	51.250	51.250
1502001900	Unedible Tallow Of Bovine Animal, Sheep Or Goats, Other	35.000	35.000	27.880	27.880
1504101000	Fish-liver Oils And Their Fractions, Fit For Human Consumption	3.800	3.800	13.530	13.530
1504201000	Fats & Oil Of Fish, Not Liver Oils Solid Fraction, Not Chemically Modified	47.890	47.890	260.660	260.660
1504209000	Fats & Oil Of Fish, Not Liver Oils Other Fraction, Not Chemically Modified	40	40	2.800	2.800
1505001000	Lanolin	5.400	5.400	35.574	35.574
1506000000	Other Animal Fats And Oils, And Their Fractions, Not Chemically Modified	5.866	5.866	11.378	11.378
1507100000	Crude Oil Of Soya Bean, Whether Or Not Degummed	20.160	20.160	32.760	32.760
1507901000	Refined Oil Of Soya Bean	398.550	398.550	395.442	395.442
1507902000	Fraction Of Unrefined Soya-bean Oil	256.959	256.959	289.443	289.443
1507909000	Other Soya Bean Oil And Its Fractions	20	20	24	24
1509101000	Virgin Olive Oil, In Packing Of Net Weight <=30 Kg	17.161	17.161	65.448	65.448
1509909900	Other Olive Oil, Whether/not Refined, In Packing Of Net Weight >30 Kg	21.681	21.681	103.589	103.589
1511901000	Fractions Of Unrefined Palm Oil, Not Chemically Modified	17.000	17.000	13.090	13.090
1511909020	Olein, Refined, Bleached & Deodor Ised (rbd)	62.690	62.690	36.360	36.360
1511909090	Other Palm Oil And Its Fractions, Not Chemically Modified	4.358	4.358	1.796	1.796
1512192000	Fraction Of Unrefined Sunflower-seed Or Safflower Oil	21.620	21.620	34.052	34.052
1512199000	Other Fractions Of Sunflower-seed/saf Flower, But Not Chemically Modified	1.824	1.824	4.859	4.859
1513110000	Crude Oil Of Coconut (copra)	53.229	53.229	29.392	29.392
1513199000	Coconut Oil, Refined, Bleached & Deodorised (rbd)	12.203	12.203	7.531	7.531
1513291100	Solid Fract, Not Chemically Modified,of Unrefine Palm Kernel Stearin/babassu	60.000	60.000	89.800	89.800
1514110000	Crude Oil Of Low Erucid Acid Rape Or Colza	24.851	24.851	14.800	14.800
1514199000	Oth Fraction Of Low Acid Rape/colza Oil Not Chemically Modified	7.949	7.949	18.637	18.637
1514999100	Oth Fractions Of Rape Or Colza Oil	64.460	64.460	96.690	96.690
1514999900	Oth Fractions Of Mustard Oil	179	179	417	417
1515190000	Other Linseed Oil And Its Fractions	60.560	60.560	131.418	131.418
1515291900	Oth Fractions, Not Chemically Modified Of Unrefined Maize (corn) Oil	47.563	47.563	53.265	53.265
1515299900	Oth Fractions, Not Chemically Modified Of Refined Maize (corn) Oil	26.720	26.720	67.105	67.105
1515301000	Crude Oil Of Castor	19	19	473	473
1515309000	Other Castor Oil And Its Fractions	15.600	15.600	22.152	22.152
1515509000	Fraction Of Refined Sesame Oil	45.384	45.384	89.283	89.283
1515909900	Other Fixed Vegetable Fats And Oils And Their Fractions	18.491	18.491	29.625	29.625
1516201100	Re-esterified Fats & Oils Of Soya Bean And Its Fraction	41.046	41.046	68.846	68.846
1516201900	Oth Vegetable Fat, Re-esterified Fats & Oils And Its Fraction	92.983	92.983	177.846	177.846
1516202100	Hydrogenated Fats In Flakes Of Ground- Nut, Soya Beans, Palm Oil Or	10.000	10.000	11.859	11.859
1516202900	Other Hydrogenated Vegetable Fats In Flakes	626.600	626.600	1.233.291	1.233.291
1516204000	Hydrogenated And Refined, Bleached And Deodorised Palm Kernel Stearin Or	465.190	465.190	645.684	645.684
1516209100	Oth Fat & Oils Of Ground-nuts, Palm Oil Or Coconuts	159.100	159.100	178.988	178.988
1516209900	Other Vegetable Fats And Oils And Their Fractions	311.856	311.856	297.045	297.045
1517100000	Margarine, Excl. Liquid Margarine	42.970	42.970	36.486	36.486
1517903000	Mould Release Preparations	312	312	1.342	1.342
1517905000	Solid Mixtures Or Prep Of Vegetable Fats Or Oils Or Of Their Fractions	34.326	34.326	49.856	49.856
1517906200	Liquid Mixtures Or Prep Of Fats/oil, Which Palm Oil Predominates	44.126	44.126	98.820	98.820
1517906900	Liquid Mixtures Or Prep Of Fats/oil, Which Oth Vegetable Oil Predominates	8.771	8.771	24.465	24.465
1517909000	Oth Edible Mixtures Or Prep Of Animal Or Vegetable Fats Or Oils	12.280	12.280	379.433	379.433
1518001400	Ground-nut,soya-bean, Palm/coconut Oil Polymerised,or Oth Chemically	264.551	264.551	373.850	373.850
1518001900	Oth Animal/vegetable Fat & Oils, Boiled	20.346	20.346	28.175	28.175
1518003200	Inedible Mixtures/preparations Of Ground-nuts, Soya-beans Or Coconuts	116.800	116.800	176.614	176.614
1518003900	Inedible Mixtures Or Preparete Of Other Vegetable Fats Or Oils	59.009	59.009	71.548	71.548
1518006000	Inedible Mixture & Preparete Of Animal Or Vegetable Fats Or Oils	85.868	85.868	493.418	493.418
1520001000	Glycerol, Crude	60.220	60.220	8.792	8.792
1520009000	Glycerol Waters And Glycerol Lyes	299	299	3.818	3.818
1521100000	Vegetable Waxes(oth.than Triglycerides) Whether Or Not Refined Or Colored	1.040	1.040	4.213	4.213
1602101000	Prepared Or Preserved Meat Offal/blood Containing Pork, In Airtight Containers	6.718	6.718	6.760	6.760
1602390000	Oth Prepared/preserved Meat Offal/blood Of Oth Fowls Of Poultry Of Heading	21	21	309	309
1602421000	Shoulders And Cuts Thereof Of Swine In Airtight Containers	508	508	540	540
1602491100	Luncheon Meat Of Swine, In Airtight Containers	4.547	4.547	4.730	4.730
1602499100	Oth Prepared/preserved Meat Offal/blood Of Swine In Airtight Containers	12.393	12.393	13.145	13.145
1602500000	Other Prepared Or Preserved Meat Offal Or Blood Of Bovine Animals	83.091	83.091	291.101	291.101
1603001000	Extracts & Juices Of Chicken, With Herbs	375	375	6.554	6.554
1603003000	Extracts/juices Of Oth Meat,fish/crusta Molluscs/aquatic Invertebr, With Herbs	39.600	39.600	34.200	34.200
1603009000	Extracts/juices Of Oth Meat,fish/crusta Molluscs/aquatic Invertebr,without Herbs	31.782	31.782	46.775	46.775
1604131100	Sardines, Prepared/preserved In Airtight Container	26.056	26.056	41.301	41.301
1604131900	Sardines, Prepared Or Preserved In Other Than Airtight Containers	92	92	175	175
1604151000	Mackerel, Prepared Or Preserved, In Airtight Containers	30.823	30.823	67.098	67.098

I.3. IMPOR MENURUT KOMODITI / IMPORT BY HS COMMODITY
***** JANUARI / JANUARY 2009 *****

H S	Uraian Komoditi Commodity Description	Berat Bersih / Net Weight (Kg)		Nilai / Value C.I.F (US\$)	
		Bulan ini Current Month	Kumulatif Cum.Jan. to date	Bulan ini Current Month	Kumulatif Cum.Jan. to date
1604169000	Anchovies, Prepared Or Preserved, In Other Than Airtight Containers	22.608	22.608	56.088	56.088
1604193000	Otherfish, Whole Or In Pieces, But Not Minced, In Airtight Containers	226	226	430	430
1604209900	Oth Prepared/preserved Fish, In Other Than Airtight Containers	12.010	12.010	42.476	42.476
1605101000	Crabs In Airtight Containers Prepared Or Preserved	7.878	7.878	27.435	27.435
1605109000	Crabs In Other Than Airtight Containers Prepared Or Preserved	3.835	3.835	20.519	20.519
1605209100	Other Aquatic Invertebrata In Airtigh Containers,prepared Or Preserved	294	294	562	562
1605209900	Oth Aquatic Invertebrata In Oth Contnrs , Prepared Or Preserved	2.921	2.921	9.185	9.185
1605901000	Abalone, Prepared Or Preserved	14.932	14.932	45.355	45.355
1605909000	Oth Crustaceans, Molluscs & Oth.aquatic Invertebrates, Prepared Or Preserved	3.403	3.403	11.698	11.698
1701110010	Cane Sugar,icumsa Minimal 1200	73.554.909	73.554.909	22.979.723	22.979.723
1701991100	Refined Sugar, White	849.350	849.350	395.314	395.314
1702110000	Lactose And Lactose Syrup, Containing By Weight 99% Or More Lactose	611.753	611.753	547.586	547.586
1702190000	Lactose And Lactose Syrup, Containing By Weight Less Than 99% Lactose	124.514	124.514	306.173	306.173
1702301000	Glucose, Containing Fructose < 20%	935.761	935.761	691.961	691.961
1702302000	Glucose Syrup, Containing Fructose < 20%	1.432.700	1.432.700	752.027	752.027
1702500000	Chemically Pure Fructose	16.002	16.002	28.905	28.905
1702601000	Fructose, Containing Fructose > 50%	3.000	3.000	10.500	10.500
1702602000	Fructose Syrup,containing Fructose >50%	1.040	1.040	14.441	14.441
1702901000	Maltose	270.850	270.850	199.252	199.252
1702902000	Artificial Honey, Whether Or Not Mixed With Natural Honey	3.087	3.087	7.907	7.907
1702904000	Caramel	276.858	276.858	263.950	263.950
1702909000	Other Sugar, Incl. Invert Sugar & Sugar Syrup Blends Cont. 50% Of Fructose	209.537	209.537	508.541	508.541
1703109000	Cane Molasses Not Containing Added Flavouring Or Coloring Matter	10.016.292	10.016.292	1.356.585	1.356.585
1703909000	Oth Molasses Result From Extract/refine Sugar,not Cont Add Flavour/color	5.250.025	5.250.025	1.474.018	1.474.018
1704100000	Chewing Gum,whether Or Not Sugar-coated	46.287	46.287	122.182	122.182
1704901000	Medicated Sweets	7.690	7.690	65.801	65.801
1704902000	White Chocolate	821	821	4.468	4.468
1704909000	Oth Sugar Confectionery, Not Cont.cocoa	462.185	462.185	866.600	866.600
1801000000	Cocoa Beans, Whole Or Broken,raw/roasted	1.755.400	1.755.400	4.198.371	4.198.371
1803100000	Cocoa Paste, Not Defatted	15.872	15.872	48.543	48.543
1803200000	Cocoa Paste, Wholly Or Partly Defatted	68.000	68.000	64.600	64.600
1804000000	Cocoa Butter, Fat And Oil	539	539	4.687	4.687
1805000000	Cocoa Powder, Not Containing Added Sugar Or Other Sweetening Matter	531.213	531.213	943.099	943.099
1806100000	Cocoa Powder,containing Added Sugar Or Other Sweetening Matter	1.360.235	1.360.235	2.579.683	2.579.683
1806201000	Chocolate Confectionary In Blocks, Slab Or Bars, Weighing > 2 Kg	296.206	296.206	996.179	996.179
1806209000	Oth Chocolate & Oth Food Preparations Cont. Cocoa, Weighing > 2 Kg	7.200	7.200	14.328	14.328
1806311000	Chocolate Confectionary In Blocks,slabs Bars, Filled, Weighing > 2 Kg	3.820	3.820	18.949	18.949
1806319000	Oth Chocolate & Oth Food Preparations Cont. Cocoa, Filled, Weighing > 2 Kg	90.625	90.625	514.392	514.392
1806321000	Chocolate Confectionary In Blocks,slabs Bars, Not Filled, Weighing > 2 Kg	49.412	49.412	53.583	53.583
1806329000	Oth Chocolate & Oth Food Preparations Cont. Cocoa, Not Filled, Weighing > 2 Kg	6.910	6.910	10.620	10.620
1806901000	Chocolate Confectionary In Tablets Or Pastilles	19.923	19.923	162.362	162.362
1806909000	Food Preparations Of Flour, Meal,starch Cont. 40% <= Cocoa <50%, For Retail	52.545	52.545	273.511	273.511
1901101000	Preparations Of Malt Extract For Infant Use, Put Up For Retail Sale	6.718	6.718	19.371	19.371
1901102000	Prep For Infant Use, Of Goos Of Heading 0401 To 0404 Of Malt For Infant Use	71.251	71.251	325.268	325.268
1901103000	Preparations Of Soya Bean Powder For Infant Use, Put Up For Retail Sale	255.683	255.683	1.039.029	1.039.029
1901109000	Food Preparations Of Without Containing Fat For Baby	178.173	178.173	390.689	390.689
1901201000	Mixes & Doughs Of Flour, Groats, Meal, Starch/malt Extract, Not Cont. Cocoa	17.673	17.673	49.864	49.864
1901203000	Other Mixes And Doughs For Prep. Of Bakers Wares, Not Containing Cocoa	38.729	38.729	93.557	93.557
1901901000	Infant Food Prep For Lactase Deficiency, Medical Not Put Up For Retail Sale,	1.280	1.280	4.613	4.613
1901902000	Malt Extract Infant Food, Not Put Up For Retail Sale	45.686	45.686	67.995	67.995
1901903100	Filled Milk, Prep. Of Goods Of Heading 04.01 To 04.04	77.740	77.740	244.052	244.052
1901903900	Oth Medical Food Prep Of Goods Of Heading 0401 To 0404	61.379	61.379	94.818	94.818
1901904900	Other Soya Based Preparations, In Other Form	3.737	3.737	8.355	8.355
1901909090	Oth Preparation Of Medical Food Cont. Cocoa	169.222	169.222	574.079	574.079
1902110000	Uncooked Pasta, Not Stuffed/otherwise Prepared, Containing Eggs	66.748	66.748	77.327	77.327
1902192000	Rice Vermicelli (bee Hoon)	53.325	53.325	50.679	50.679
1902199000	Oth Uncooked Pasta, Not Containing Eggs	282.119	282.119	288.483	288.483
1902209000	Oth Stuffed Pasta, Whether Or Not Cooked	295	295	466	466
1902301000	Instant Noodles	6.428	6.428	9.421	9.421
1902309000	Other Stuffed Pasta	23.287	23.287	29.638	29.638
1903000000	Pearl Tapioca, Flakes, Setting And Substitutes Of Tapioca	3.451	3.451	5.879	5.879
1904100000	Prepared Foods Obtained By The Swelling Or Roasting Of Cereals/cereal	300.023	300.023	711.008	711.008
1904200000	Prapared Foods Of Mixtures Of Roasted Or Unroasted Cereal Flakes Products	7.969	7.969	7.051	7.051
1904300000	Bulgur Wheat	35	35	1.335	1.335
1904901000	Rice Preparations, Including Pre-cooked Rice	366.965	366.965	353.141	353.141
1904909000	Oth Prepared Foods Obtained Of Cereals Or Cereal Products	49.906	49.906	150.282	150.282
1905100000	Crispbread	6.075	6.075	27.948	27.948
1905311000	Sweet Biscuits Not Containing Cocoa	11.005	11.005	52.524	52.524
1905312000	Sweet Biscuits Containing Cocoa	19.307	19.307	74.279	74.279
1905320000	Waffles And Wafers	53.478	53.478	259.332	259.332
1905400000	Rusks, Toasted Bread & Similar Toasted Products	10.800	10.800	15.232	15.232
1905901000	Unsweetened Teething Biscuits	7.000	7.000	11.375	11.375
1905902000	Other Unsweetened Biscuits	3.936	3.936	10.106	10.106
1905903000	Cakes	918	918	975	975
1905908000	Other Crisp Savoury Food Products	8.966	8.966	28.544	28.544
1905909000	Other Baker Wares	59.154	59.154	124.916	124.916
2001100000	Cucumbers And Gherkins,prepared Or Pre Served By Vinegar Or Acetic Acid	47.983	47.983	226.602	226.602
2001909000	Oth Vegetables,fruit,nuts,edible Plant Prep/preserve By Vinegar/acetic Acid	1.937	1.937	2.146	2.146

I.3. IMPOR MENURUT KOMODITI / IMPORT BY HS COMMODITY

*** JANUARI / JANUARY 2009 ***

HS	Uraian Komoditi Commodity Description	Berat Bersih / Net Weight (Kg)		Nilai / Value C.I.F (US\$)	
		Bulan ini Current Month	Kumulatif Cum.Jan. to date	Bulan ini Current Month	Kumulatif Cum.Jan. to date
2002109000	Oth Tomatoes, Whole/in Pieces,not Prep. Or Preserved By Vinegar/acetic Acid	55.144	55.144	57.074	57.074
2002901000	Tomato Paste, Not Prepared Or Preserved By Vinegar Or Acetic Acid	1.134.450	1.134.450	1.180.356	1.180.356
2002909000	Other Tomatoes, Prepared Or Preserved Otherwise Than By Vinegar/acetic	22.007	22.007	40.995	40.995
2003100000	Mushrooms Of The Genus Agaricus, Not Prepared/presrvd By Vinegar/acetic	52.675	52.675	45.060	45.060
2003900000	Oth Mushrooms, Not Prepared/preserved By Vinegar Or Acetic Acid	928	928	1.973	1.973
2004100000	Potatoes, Frozen, Not Preprd/preserved By Vinegar Or Acetic Acid	712.060	712.060	785.206	785.206
2004909000	Oth Vegetables,frozen,prep/preserved By Vinegar/acetic Acid	15.825	15.825	16.760	16.760
2005201000	Potatoes Chips & Sticks,not Frozen, Not Prepared/preservd By Vinegar/acetic	156.625	156.625	224.408	224.408
2005400000	Peas (pisum Sativum), Not Frozen, Not Prepared/preservd By Vinegar/acetic	35.654	35.654	10.478	10.478
2005510000	Beans,shelled, Not Frozen, Not Prepared Or Preserved By Vinegar Or Acetic	1.102	1.102	2.945	2.945
2005590000	Other Beans, Not Frozen, Not Prepared Or Preserved By Vinegar Or Acetic	16.931	16.931	7.917	7.917
2005600000	Asparagus, Not Frozen, Not Prepared Or Preserved By Vinegar Or Acetic Acid	88.606	88.606	80.374	80.374
2005700000	Olives, Not Frozen, Not Prepared Or Preserved By Vinegar Or Acetic Acid	346	346	925	925
2005990000	Oth Smoked Garlic, Not Frozen Vegetable & Mixtures Of Not Prep.by	1.735	1.735	3.619	3.619
2006000000	Vegetables,fruit,nuts,fruit-peel & Oth Parts Of Plants,preserved By Sugar	18.702	18.702	17.601	17.601
2007100000	Jams, Fruit Jellies, Marmalades, Fruit Or Nut, Homogenised Preparations	33.297	33.297	69.274	69.274
2007991000	Fruit Grains And Pastes Other Than Of Mango, Pineapples Or Strawberries	27.449	27.449	27.191	27.191
2007999000	Fruit Grains And Pastes Of Mango, Pineapples Or Strawberries	73.767	73.767	305.846	305.846
2008111000	Roasted Ground Nuts, Othwise Prepared/ Preserved	8.380	8.380	12.162	12.162
2008112000	Peanut Butter, Othwise Prepared Or Preserved	24.820	24.820	61.692	61.692
2008119000	Oth Ground Nuts, Othwise Prepared Or Preserved	13.907	13.907	18.646	18.646
2008199000	Other Nuts And Seeds, Othwise Prepared Or Preserved	5.038	5.038	30.437	30.437
2008200000	Pineapples, Othwise Prepared/preserved	3.157	3.157	5.480	5.480
2008601000	Cherries,containing Added Sugar / Other Sweet,matter In/not Airtight Container	732	732	1.955	1.955
2008701000	Peaches,containing Added Sugar Or Other Sweet,matter In/not Airtight	41.849	41.849	18.572	18.572
2008709000	Peaches, Not Containing Added Sugar/ Sweetening, In/not Airtight Containers	14.496	14.496	20.755	20.755
2008809000	Strawberries,not Containing Added Sugar/ Sweetening, In/not Airtight	103	103	403	403
2008929000	Mixtures Of Other Edible Parts Of Plant Not Added Sugar,in/not Airtight Contain.	195.681	195.681	97.093	97.093
2008991000	Lychees, Othwise Prepared Or Preserved	47.094	47.094	78.025	78.025
2008992000	Longans, Othwise Prepared Or Preserved	43.299	43.299	35.459	35.459
2008999000	Othwise Prepared/preserved, Not Added Sugar/sweet, In/not Airtight Container	276	276	11.143	11.143
2009110000	Orange Juice, Frozen	139.530	139.530	268.127	268.127
2009120000	Orange Juice, Not Frozen, Of A Brix Value Not Exceeding 20	71.022	71.022	52.513	52.513
2009190000	Orange Juice, Not Frozen, Of A Brix Value Exceeding 20	52.375	52.375	48.736	48.736
2009290000	Other Grapefruit Juice Of A Brix Value Exceeding 20	29.541	29.541	200.850	200.850
2009310000	Juice Of Any Other Single Citrus Fruit, Of A Brix Value Not Exceeding 20	7.372	7.372	6.689	6.689
2009390000	Other Juice Of Any Other Single Citrus F Of A Brix Value Exceeding 20	6.458	6.458	6.051	6.051
2009490000	Other Pineapple Juice, Of A Brix Value Exceeding 20	4.853	4.853	2.631	2.631
2009500000	Tomato Juice	522	522	645	645
2009610000	Grape Juice (including Grape Must), Of A Brix Value Not Exceeding 20	22.361	22.361	26.631	26.631
2009690000	Other Grape Juice (including Grape Must) Of A Brix Value Exceeding 20	24.577	24.577	18.697	18.697
2009710000	Apple Juice, Of A Brix Value Not Exceeding 20	14.616	14.616	11.365	11.365
2009790000	Other Apple Juice Of A Brix Value Exceeding 20	62.247	62.247	145.701	145.701
2009801000	Blackcurrant Juice	224	224	4.270	4.270
2009809000	Other Juice Of Any Other Single Fruit Or Vegetables	58.029	58.029	134.629	134.629
2009900000	Mixtures Of Juices	96.015	96.015	265.972	265.972
2101111000	Instant Coffee	304.091	304.091	2.810.914	2.810.914
2101120000	Preparations With A Basis Of Extracts, Essences Or Concentrates Of Coffee	96.000	96.000	2.428.800	2.428.800
2101209000	Mate Preparations Consisting Of A Mixtur Mate , Milk Powder And Sugar	60.483	60.483	293.853	293.853
2101300000	Roasted Chicory&oth.roasted Coffee Subs	265	265	1.813	1.813
2102101000	Bread Yeasts, Active	31.816	31.816	120.593	120.593
2102109000	Active Yeasts, Other Than For Bread	107.777	107.777	403.335	403.335
2102200000	Inactive Yeasts; Other Single-cell Micro Organisms, Dead	91.022	91.022	494.380	494.380
2102300000	Prepared Baking Powders	143.905	143.905	291.802	291.802
2103100000	Soya Sauce Sweet, Salt And Other	474.931	474.931	312.486	312.486
2103200000	Tomato Ketchup And Other Tomato Sauces	21.813	21.813	18.321	18.321
2103300000	Mustard Flour & Meal & Prepared Mustard	16.331	16.331	7.799	7.799
2103901000	Chilli Sauce	88.581	88.581	129.368	129.368
2103902000	Mixed Condiments And Mixed Seasonings, Including Belachan	92.014	92.014	289.345	289.345
2103903000	Fish Sauce	32.743	32.743	25.005	25.005
2103909000	Other Sauces And Preparations Therefor; Mustard Flour & Meal & Prepared	429.297	429.297	1.056.764	1.056.764
2104101000	Soups And Broths & Preparation Therefor Containing Meat	19.581	19.581	28.752	28.752
2104109000	Soups And Broths & Preparation Therefor, Not Containing Meat	91.130	91.130	204.446	204.446
2104209000	Homogenised Composite Food Preparations, Not Containing Meat	3.300	3.300	5.206	5.206
2105000000	Ice Cream And Other Edible Ice, Whether Or Not Containing Cocoa	81.971	81.971	199.494	199.494
2106100000	Protein Concentrates And Textured Protein Substances	233.552	233.552	280.575	280.575
2106901000	Dried Bean Curd And Bean Curd Sticks	450	450	1.179	1.179
2106902000	Flavoured Or Colored Syrups	20.693	20.693	60.273	60.273
2106903000	Non-dairy Creamer	4.352.014	4.352.014	6.731.355	6.731.355
2106904000	Autolysed Yeast Preparations	21.342	21.342	190.418	190.418
2106905100	Non-alcoholic Prep Used As Raw Material To Make Composite Concentrates	37.856	37.856	111.925	111.925
2106905200	Non-alcoholic Comp Concentrates For Simp Dilution With Water To Make	216.165	216.165	1.220.451	1.220.451
2106905300	Ginseng Based Products, Non-alcoholic Preparations Use For Making	6.265	6.265	13.600	13.600
2106905900	Other Non-alcoholic Preparations Use For Making Beverages	135.183	135.183	348.305	348.305
2106907000	Preparations Vitamins Or Minerals, Medic Food And Oth.food Suplements	201.636	201.636	3.770.453	3.770.453
2106908000	Mixtures Of Chemicals Foodstuffs Or Subt With Nutritive Value, Used For Food	354.614	354.614	3.405.905	3.405.905
2106909100	Fortificant Premixes	5.659	5.659	112.914	112.914
2106909200	Ginseng Based Preparations	1.294	1.294	35.764	35.764

I.3. IMPOR MENURUT KOMODITI / IMPORT BY HS COMMODITY

*** JANUARI / JANUARY 2009 ***

HS	Uraian Komoditi Commodity Description	Berat Bersih / Net Weight (Kg)		Nilai / Value C.I.F (US\$)	
		Bulan ini Current Month	Kumulatif Cum.Jan. to date	Bulan ini Current Month	Kumulatif Cum.Jan. to date
2106909900	Other Food Preparations Not Elsewhere Specified Or Included	2.133.671	2.133.671	5.443.567	5.443.567
2201100000	Mineral Waters And Aerated Waters	73.595	73.595	34.824	34.824
2202101000	Sparkling Mineral Waters And Aerated Waters, Flavoured	4.077	4.077	2.305	2.305
2202109000	Other Mineral Water, Containing Added Sugar/sweetening Or Flavoured	675.765	675.765	399.329	399.329
2202901000	Flavoured Uht Milk Drink	18.632	18.632	19.279	19.279
2202902000	Soya Milk Drink	186.364	186.364	99.296	99.296
2202903000	Non-aerated Beverage Ready For Immediate Consumption Without Dilution	1.373.853	1.373.853	791.234	791.234
2202909000	Oth Non-alcoholic Beverages, Excluding Fruit Or Vegetable Juices	634.524	634.524	675.400	675.400
2203009000	Other Beer Made From Malt,including Ale	930	930	1.856	1.856
2204211100	Wine, In Containers <= 2 L, Alcoholic Strength By Volume <= 15%	80	80	351	351
2204211200	Wine, In Containers <= 2 L, Alcoholic Strength By Volume > 15%	9	9	65	65
2204212100	Grape Must,in Container <=2 L,alcoholic Strength By Volume <= 15%	666	666	5.350	5.350
2207100000	Undenatured Ethylalcohol Of Alcoholic Strength By Volume Of >= 80%	2.581	2.581	7.169	7.169
2207201100	Ethyl Alcohol Of An Alcoholic Strength By Volume Of > 99%	1	1	1	1
2207209000	Other Ethyl Alcohol And Other Spirits	40	40	124	124
2209000000	Vinegar And Substitutes For Vinegar Obtained From Acetic Acid	17.003	17.003	29.697	29.697
2301100000	Flours, Meals & Pellets, Of Meat / Meat Offal; Unfit For Human Cnsmtion;	3.971.515	3.971.515	2.088.616	2.088.616
2301200000	Flours,meals&pellets,of Fish/crustacean, Molluscs/other Aquatic Invertebrates	3.014.480	3.014.480	2.690.389	2.690.389
2302300000	Bran, Sharps And Other Residues Of Wheat	134.807	134.807	50.149	50.149
2303109000	Other Residues Of Starch And Similar Residues	6.705.129	6.705.129	3.909.203	3.909.203
2303300000	Brewing Or Distilling Dregs And Waste	5.760.205	5.760.205	1.404.337	1.404.337
2304000000	Oil-cake&other Solid Residues,in Pellet Form, From The Extract Of Soyabean	106.773.430	106.773.430	35.887.370	35.887.370
2305000000	Oil-cake&other Solid Residues,in Pellet Form, From The Extract Of Ground-nut	254.763	254.763	60.176	60.176
2306300000	Oil-cake And Other Solid Residues Of Sunflower Seeds	200.620	200.620	45.540	45.540
2306410000	Oil-cake And Other Solid Residues Of Low Erucic Acid Rape Or Colza Seeds	8.093.710	8.093.710	1.848.359	1.848.359
2306490000	Other Oil-cake And Other Solid Residues Of Rape Or Colza Seeds	2.470.980	2.470.980	519.416	519.416
2306500000	Oil-cake And Other Solid Residues Of Coconut/copra Manual/mechanic Proce	12.000	12.000	390	390
2306600000	Oil-cake And Other Solid Residues Of Palm Nuts Or Kernels	294.640	294.640	67.473	67.473
2306902000	Oil-cake And Other Solid Residues Of Maize (corn) Germ	785.037	785.037	542.664	542.664
2306909000	Other Oil-cake And Other Solid Residues	2.256.200	2.256.200	321.713	321.713
2308000000	Vegetable Materials And Waste, Residues Of A Kind Used In Animal Feeding	33.278	33.278	11.642	11.642
2309101000	Dog Or Cat Food, Put Up For Retail Sale, Containing Meat	447.198	447.198	344.437	344.437
2309109000	Dog Or Cat Food, Put Up For Retail Sale, Not Containing Meat	390.997	390.997	459.379	459.379
2309901100	Complete Feed For Poultry	315.722	315.722	181.019	181.019
2309901200	Complete Feed For Swine	4.607.010	4.607.010	1.039.546	1.039.546
2309901300	Complete Feed For Prawn Feed	153.405	153.405	178.164	178.164
2309901900	Other Complete Feed	40.452	40.452	104.216	104.216
2309902000	Premixes, Feed Supplements And Feed Additives For Animal	1.160.083	1.160.083	4.128.281	4.128.281
2309903000	Other Preparations Of A Kind Used In Animal Feeding, Containing Meat	18.522.477	18.522.477	8.555.118	8.555.118
2309909000	Other Preparations Of A Kind Used In Animal Feeding, Not Containing Meat	12.071.196	12.071.196	6.620.673	6.620.673
2401101000	Virginia Tobacco, Not Stemmed/stripped, Flue-cured	244.106	244.106	1.564.788	1.564.788
2401103000	Other Tobacco, Not Stemmed/stripped, Flue-cured	317.389	317.389	2.421.708	2.421.708
2401109000	Other Tobacco, Not Stemmed/stripped, Not Flue-cured	37.198	37.198	1.087.706	1.087.706
2401201000	Virginia Tobacco, Partly/wholly Stemmed/ Stripped, Flue-cured	1.559.766	1.559.766	9.184.210	9.184.210
2401203000	Oriental Tobacco, Partly/wholly Stemmed/ Stripped	1.107.672	1.107.672	6.163.796	6.163.796
2401205000	Other Tobacco, Partly/wholly Stemmed/ Stripped, Flue-cured	18.480	18.480	86.505	86.505
2401209000	Other Tobacco, Partly/wholly Stemmed/ Stripped, Not Flue-cured	52.875	52.875	147.034	147.034
2401309000	Other Tobacco Refuse	55.119	55.119	168.692	168.692
2402209010	Cigarettes Tobacco	21.440	21.440	164.698	164.698
2402209090	Other Cigarettes Containing Tobacco	18.400	18.400	80.477	80.477
2402901000	Cigars, Cheroots And Cigarillos Of Tobacco Substitutes	154	154	31.030	31.030
2402902000	Cigarettes Of Tobacco Substitutes	897	897	69.612	69.612
2403102100	Blended Tobacco, For Cigarette Making	1.364.131	1.364.131	9.947.558	9.947.558
2403102900	Oth Manufactures Tobacco For Cigarette Making	4.055	4.055	18.334	18.334
2403109000	Other Smoking Tobacco, Whether Or Not Containing Tobacco Substitutes	198.386	198.386	791.590	791.590
2403910000	Homogenised Or Reconstituted Tobacco	12.044	12.044	126.911	126.911
2403991000	Tobacco Extracts And Essences	75	75	3.380	3.380
2403999000	Oth Manufactures Tobacco & Manufactured Tobacco Substitutes	36.827	36.827	26.005	26.005
2501004100	Oth Salt Cont. At Least 94.7% Sodium Chl A Dry Basis ,in Package Netto < 45	98.000	98.000	23.689	23.689
2501004900	Oth Salt Cont. At Least 94.7% Sodium Chl A Dry Basis ,in Package Netto < 45	40.397.026	40.397.026	2.067.968	2.067.968
2501009000	Other Salt	379	379	394	394
2503000000	Sulphur Of All Kinds, Oth Than Sublimed, Precipitated And Colloidal Sulphur	8.476.043	8.476.043	1.513.482	1.513.482
2504100000	Natural Graphite, In Powder Or In Flakes	178.709	178.709	97.354	97.354
2504900000	Natural Graphite, In Other Form	210.909	210.909	100.643	100.643
2505100000	Silica Sands And Quartz Sands	5.780.839	5.780.839	311.707	311.707
2505900000	Other Natural Sands,whether/not Colored Other Than Metal-bearing Sands	114.539	114.539	91.604	91.604
2506200000	Quartzite	37.691	37.691	36.808	36.808
2507000000	Kaolin And Other Kaolinic Clays,whether Or Not Calcined	5.840.257	5.840.257	1.548.820	1.548.820
2508100000	Bentonite	8.251.427	8.251.427	1.040.638	1.040.638
2508300000	Fire-clay	79.188	79.188	36.861	36.861
2508400000	Other Clays	2.237.723	2.237.723	551.541	551.541
2508500000	Andalusite, Kyanite And Sillimanite	240.042	240.042	97.917	97.917
2508600000	Mullite	796.335	796.335	467.391	467.391
2508700000	Chamotte Or Dinas Earths	511.273	511.273	296.343	296.343
2509000000	Chalk	17.418	17.418	8.900	8.900
2510109000	Other Natural Calcium Phosphates,natura Aluminium Calcium Phosphates,	106.734.087	106.734.087	20.654.171	20.654.171
2510209000	Other Natural Calcium Phosphates,natura Aluminium Calcium Phosphates,	5.205	5.205	15.625	15.625
2511100000	Natural Barium Sulphate (barytes)	1.651.174	1.651.174	296.588	296.588

I.3. IMPOR MENURUT KOMODITI / IMPORT BY HS COMMODITY
***** JANUARI / JANUARY 2009 *****

HS	Uraian Komoditi Commodity Description	Berat Bersih / Net Weight (Kg)		Nilai / Value C.I.F (US\$)	
		Bulan ini Current Month	Kumulatif Cum.Jan. to date	Bulan ini Current Month	Kumulatif Cum.Jan. to date
2511200000	Natural Barium Carbonate (witherite)	53	53	118	118
2512000000	Siliceous Fossil Meals And Similar Siliceous Earths	376.532	376.532	206.862	206.862
2513100000	Pumice Stone	2.229	2.229	5.844	5.844
2513200000	Emery, Natural Corundum, Natural Garnet And Other Natural Abrasives	1.081.851	1.081.851	389.885	389.885
2514000000	Slate, Whether Or Not Roughly Trimmed Or Merely Cut	52	52	345	345
2515110000	Marble And Travertine, Crude Or Roughly Trimmed	26.310	26.310	4.874	4.874
2515121000	Marble And Travertine, Merely Cut Into Blocks	518.972	518.972	104.742	104.742
2515122000	Marble And Travertine, Merely Cut Into Slabs	1.468.700	1.468.700	506.430	506.430
2516110000	Granite, Crude Or Roughly Trimmed	18.432	18.432	27.648	27.648
2516121000	Granite, Merely Cut Into Blocks	39.730	39.730	4.153	4.153
2516122000	Granite, Merely Cut Into Slabs	1.611.202	1.611.202	544.433	544.433
2516200000	Sandstone	23.525	23.525	7.351	7.351
2516900000	Other Monumental Or Building Stone	19.186	19.186	13.074	13.074
2517100000	Pebbles, Gravel, Broken/crushed Stone Whether Or Not Heat Treated	488.000	488.000	99.488	99.488
2517410000	Granules, Chippings And Powder Of Marble Whether Or Not Heat Treated	8.515.500	8.515.500	180.307	180.307
2517490000	Granules, Chippings & Powder Of Stones O Whethet Or Not Heat Treated	223.346	223.346	61.539	61.539
2518200000	Dolomite, Calcined Or Sintered	88.427	88.427	24.514	24.514
2518300000	Dolomite, Ramming Mix	96.000	96.000	16.320	16.320
2519100000	Natural Magnesium Carbonate (magnesite)	24.303	24.303	10.228	10.228
2519900000	Fused Magnesia; Dead-burned Magnesia	855.705	855.705	386.781	386.781
2520100000	Gypsum, Anhydrite	88.931.900	88.931.900	2.985.476	2.985.476
2520201000	Plasters, For Use In Dentistry	90.800	90.800	20.702	20.702
2520209000	Other Plasters	2.509.713	2.509.713	375.705	375.705
2521000000	Limestone Flux; Limestone And Other Calcareous Stone	105.255	105.255	14.339	14.339
2522100000	Quicklime	4.509.484	4.509.484	512.475	512.475
2522200000	Slaked Lime	908.388	908.388	98.755	98.755
2523101000	Cement Clinkers, For White Cement	12.091.001	12.091.001	556.250	556.250
2523210000	Portland Cement, White Cement, Whether Or Not Artificially Colored	31.360	31.360	19.915	19.915
2523291000	Portland Cement, Colored Cement	79.742.000	79.742.000	4.024.631	4.024.631
2523299000	Other Portland Cements	44.016.609	44.016.609	2.107.168	2.107.168
2523300000	Aluminous Cement	228.014	228.014	122.773	122.773
2523900000	Other Hydraulic Cements	695	695	12.010	12.010
2524900010	Chrysotile	7.241.300	7.241.300	3.382.706	3.382.706
2524900090	Other Asbestos, Crococolite & Chrysolite	2	2	16	16
2525100000	Crude Mica And Mica Rifted Into Sheets Or Splittings	26.302	26.302	28.438	28.438
2525200000	Mica Powder	121.454	121.454	198.579	198.579
2526100000	Natural Steatite, Not Crushed, Not Powdered	615.388	615.388	55.000	55.000
2526201000	Talc Powder, Crushed Or Powdered	6.084.835	6.084.835	815.809	815.809
2526209000	Oth Natural Steatite, Crushed/powdered	2.119.284	2.119.284	177.216	177.216
2528900000	Natural Boric Acid Containing Not More Than 85% Of H3bo3 On The Dry	244.500	244.500	141.692	141.692
2529100000	Felspar	23.055.593	23.055.593	1.464.361	1.464.361
2529210000	Fluorspar, Containing By Weight 97% Or Less Of Calcium Fluoride	65.780	65.780	21.206	21.206
2529300000	Leucite; Nepheline & Nepheline Syenite	329.972	329.972	116.333	116.333
2530100000	Vermiculite, Perlite And Chlorites, Unexpanded	144.616	144.616	58.529	58.529
2530201000	Kieserite	2.576.180	2.576.180	463.712	463.712
2530900000	Other Mineral Substances Not Elsewhere Specified Or Included	2.142.867	2.142.867	723.770	723.770
2601110000	Iron Ores And Concentrates, Other Than Roasted Iron Pyrites :non	144.345.000	144.345.000	33.029.640	33.029.640
2601120000	Iron Ores And Concentrates, Other Than Roasted Iron Pyrites :agglomerated	289.440	289.440	93.319	93.319
2601200000	Roasted Iron Pyrites	217.185	217.185	77.950	77.950
2603000000	Copper Ores And Concentrates	100.034	100.034	15.025	15.025
2605000000	Cobalt Ores And Concentrates	3.000	3.000	87.600	87.600
2606000000	Aluminium Ores And Concentrates	89.995	89.995	41.400	41.400
2607000000	Lead Ores And Concentrates	552.350	552.350	330.897	330.897
2610000000	Chromium Ores And Concentrates	1	1	1.238	1.238
2614009000	Titanium Ores And Concentrates, Other Than Ilmenite Ores & Concentrates	200.500	200.500	157.313	157.313
2615100000	Zirconium Ores And Concentrates	794.895	794.895	1.042.302	1.042.302
2615900000	Other Niobium, Tantalum Ores And Concentrates Vanadium Or Zirconium Ores	118.000	118.000	132.440	132.440
2617100000	Antimony Ores And Concentrates	2.642	2.642	17.371	17.371
2617900000	Other Ores And Concentrates.	326	326	9.860	9.860
2618000000	Granulated Slag (slag Sand)from The Manufacture Of Iron Or Steel	250.500	250.500	29.363	29.363
2619000000	Slag,dross (not Granula Slag),& Oth Waste From The Manufac. Of Iron Or Steel	856.900	856.900	83.120	83.120
2620190000	Ash & Residues Containing Mainly Zinc, Other Than Hard Zinc Spelter	110	110	2.814	2.814
2620290000	Ash & Residues Containing Mainly Lead, Other Than Leaded Gasoline Sludges	1	1	4.878	4.878
2701110000	Anthracite	513.086	513.086	182.926	182.926
2701129000	Bituminous Coal: Other Than Coking Coal	233	233	1.327	1.327
2701190000	Other Coal	66.639	66.639	110.515	110.515
2702100000	Lignite, Whether Or Not Pulverised, But Not Agglomerated	2	2	4	4
2702200000	Agglomerated Lignite	21.172	21.172	46.781	46.781
2704001000	Coke & Semi-coke Of Coal	5.989.990	5.989.990	2.120.219	2.120.219
2705000000	Coal Gas, Water Gas, Producer Gas And Similar Gases Other Than Petroleum	102	102	2.279	2.279
2706000000	Tar Distilled From Coal,from Lignite Or From Peat & Other Mineral Tars	90.000	90.000	34.650	34.650
2707100000	Benzol (benzene)	3.882	3.882	19.348	19.348
2707400000	Napthalene	7.338	7.338	26.346	26.346
2707500000	Oth. Aromatic Hydrocarbon Mix.of >= 65% By Volume, distils At 250.c, Astm D	2.113.052	2.113.052	1.375.071	1.375.071
2707999000	Other Products Of The Distilled Of High Temperature Coal Tar	73.906	73.906	330.470	330.470
2708100000	Pitch	236.351	236.351	95.049	95.049
2708200000	Pitch Coke	1.000	1.000	492	492
2709001000	Crude Petroleum Oil	1.056.538.738	1.056.538.738	365.319.017	365.319.017

I.3. IMPOR MENURUT KOMODITI / IMPORT BY HS COMMODITY
***** JANUARI / JANUARY 2009 *****

HS	Uraian Komoditi Commodity Description	Berat Bersih / Net Weight (Kg)		Nilai / Value C.I.F (US\$)	
		Bulan ini Current Month	Kumulatif Cum.Jan. to date	Bulan ini Current Month	Kumulatif Cum.Jan. to date
2709002000	Condensate	27.202	27.202	32.817	32.817
2710111100	Motor Spirit, Premium Leaded	1	1	8	8
2710111200	Motor Spirit, Premium Unleaded	613.019.267	613.019.267	254.662.601	254.662.601
2710111400	Motor Spirit, Regular Unleaded	14.456.014	14.456.014	6.761.528	6.761.528
2710111500	Other Motor Spirit, Leaded	16.970	16.970	18.641	18.641
2710111600	Other Motor Spirit, Unleaded	114.143.232	114.143.232	57.137.497	57.137.497
2710112000	Aviation Spirit	6.961	6.961	32.822	32.822
2710113000	Tetrapropylene	68.464	68.464	89.046	89.046
2710114000	White Spirit	80.693	80.693	123.867	123.867
2710115000	Low Aromatic Solvents Containing By Weight <= 1 % Aromatic Content	194.992	194.992	236.836	236.836
2710116000	Other Solvent Spirits	34.575	34.575	49.115	49.115
2710117000	Naphtha, Reformate Or Preparations For Preparing Spirits	96.574.611	96.574.611	29.792.636	29.792.636
2710119000	Other Petroleum Oil, Light Oil & Other Than Crude	1.446.375	1.446.375	1.284.319	1.284.319
2710191300	Aviation Turbine Fuel (jet Fuel) Having A Flash Point Of Not Less Than 23-c	10.038	10.038	32.075	32.075
2710191400	Aviation Turbine Fuel (jet Fuel) Having A Flash Point Of Less Than 23-c	35.047.585	35.047.585	16.896.643	16.896.643
2710191600	Kerosene	17	17	97	97
2710191900	Other Medium Oils And Preparations	6.991.351	6.991.351	5.809.157	5.809.157
2710192000	Topped Crudes	56.167	56.167	138.478	138.478
2710193000	Carbon Black Feedstock Oil	9.732	9.732	38.936	38.936
2710194100	Lubricating Oil Basestock	3.188.310	3.188.310	2.829.608	2.829.608
2710194200	Lubricating Oils For Aircraft Engines	324	324	2.560	2.560
2710194300	Other Lubricating Oils	9.396.544	9.396.544	20.733.702	20.733.702
2710194400	Lubricating Greases	390.241	390.241	1.802.684	1.802.684
2710195000	Hydraulic Brake Fluid	11.213	11.213	31.680	31.680
2710196000	Transformer And Circuit Breakers Oils	372.690	372.690	446.585	446.585
2710197100	High Speed Diesel Fuel	702.788.763	702.788.763	349.002.713	349.002.713
2710197200	Other Diesel Fuel	8.412.420	8.412.420	3.913.119	3.913.119
2710197900	Other Fuel Oils	135.493.817	135.493.817	51.058.682	51.058.682
2710199000	Oth Petroleum Oils & Oils Obtained From Bituminous Minerals (other Than	564.526	564.526	1.029.721	1.029.721
2710990000	Other Waste Oils	1.883	1.883	15.576	15.576
2711120000	Liquid Propane	117.846.005	117.846.005	53.504.637	53.504.637
2711130000	Liquid Butanes	76.368.277	76.368.277	31.656.094	31.656.094
2711190000	Other Liquid Petroleum Gas	4.511.490	4.511.490	2.196.650	2.196.650
2711210000	Natural Gas In Gaseous State	34	34	7.383	7.383
2711290000	Other Petroleum Gas In Gaseous State	203	203	1.534	1.534
2712100000	Petroleum Jelly	127.690	127.690	238.628	238.628
2712200000	Paraffin Wax Containing By Weight Less Than 0.75% Of Oil	109.434	109.434	103.630	103.630
2712901000	Other Paraffin Wax	629.932	629.932	614.341	614.341
2712909000	Microcrystalline Petroleum Wax, Slack Wax, Ozokerite, Lignite Wax, Peat Wax	154.447	154.447	207.013	207.013
2713120000	Petroleum Coke, Calcined	13.052.167	13.052.167	8.063.248	8.063.248
2713200000	Petroleum Bitumen	44.720.901	44.720.901	15.552.228	15.552.228
2713900000	Other Residues Of Petroleum Oils Or Of Oils Obtained From Bituminous	3.900	3.900	9.252	9.252
2714100000	Bitumen And Asphalt, Natural Bituminous Or Oil Shale And Tar Sands	339	339	1.820	1.820
2714900000	Bitumen And Asphalt, Natural Asphalites And Asphaltic Rocks	6.245.705	6.245.705	3.033.919	3.033.919
2715000000	Bituminous Mix. Based On Natur. Asphalt On Natur. Bitumen, On Petroleum	4.920	4.920	13.084	13.084
2801100000	Chlorine	161.418	161.418	106.994	106.994
2801200000	Iodine	500	500	15.500	15.500
2801300000	Fluorine; Bromine	4.498	4.498	8.187	8.187
2802000000	Sulphur, Sublimed Or Precipitated, Colloidal Sulphur	4.148	4.148	19.107	19.107
2803001000	Rubber Grade Carbon Black	1.444.880	1.444.880	1.757.448	1.757.448
2803002000	Acetylene Black	248.741	248.741	685.885	685.885
2803003000	Other Carbon Blacks	662.985	662.985	1.086.875	1.086.875
2803009000	Other Carbon	223.611	223.611	417.281	417.281
2804100000	Hydrogen	85.350	85.350	27.157	27.157
2804210000	Argon	339.461	339.461	200.568	200.568
2804290000	Other Rare Gases	138.577	138.577	151.142	151.142
2804300000	Nitrogen	976.087	976.087	228.727	228.727
2804400000	Oxygen	2.277.150	2.277.150	465.757	465.757
2804610000	Silicon, Containing By Weight >= 99.99%	6.551	6.551	12.305	12.305
2804690000	Silicon, Containing By Weight < 99.99%	156.848	156.848	280.059	280.059
2804700000	Phosphorus	3.676	3.676	11.500	11.500
2804800000	Arsenic	23.000	23.000	21.613	21.613
2804900000	Selenium	777	777	55.529	55.529
2805110000	Sodium	7.919	7.919	23.221	23.221
2805120000	Calcium	76.629	76.629	339.055	339.055
2805190000	Other Alkali Or Alkaline-earth Metals	144.779	144.779	60.283	60.283
2805400000	Mercury	931	931	29.160	29.160
2806100000	Hydrogen Chloride (hydrochloric Acid)	42.000	42.000	10.500	10.500
2807000000	Sulphuric Acid; Oleum.	160	160	183	183
2808000000	Nitric Acid; Sulphonitric Acids	426.477	426.477	243.007	243.007
2809100000	Diphosphorus Pentaoxide	496	496	1.890	1.890
2809203000	Phosphoric Acids, Hypophosphoric Acids And Hypophosphoric Acids	75.600	75.600	56.070	56.070
2809209000	Oth Phosphoric Acids, Hypophosphoric Acids And Hypophosphoric Acids	766.859	766.859	1.096.479	1.096.479
2810000000	Oxide Of Boron; Boric Acids	59.030	59.030	54.021	54.021
2811110000	Hydrogen Fluoride (hydrofluoric Acid)	42.200	42.200	75.411	75.411
2811191000	Arsenic Acid	319	319	1.260	1.260
2811199000	Other Inorganic Acids	1.433	1.433	13.971	13.971
2811210000	Carbon Dioxide	212.744	212.744	305.269	305.269

I.3. IMPOR MENURUT KOMODITI / IMPORT BY HS COMMODITY
***** JANUARI / JANUARY 2009 *****

H S	Uraian Komoditi Commodity Description	Berat Bersih / Net Weight (Kg)		Nilai / Value C.I.F (US\$)	
		Bulan ini Current Month	Kumulatif Cum.Jan. to date	Bulan ini Current Month	Kumulatif Cum.Jan. to date
2811221000	Silica Powder	649.523	649.523	879.750	879.750
2811229000	Silicon Dioxide, Other Form	560.010	560.010	609.148	609.148
2811299000	Other Inorganic Oxygen Compounds Of Non Metals	99.313	99.313	158.432	158.432
2812900000	Other Halides And Halide Oxides Of Non Metals	7.025	7.025	9.900	9.900
2813100000	Carbon Disulphide	323.780	323.780	319.988	319.988
2813900000	Other Sulphides Of Non-metal	14	14	611	611
2814100000	Anhydrous Ammonia	20.373.360	20.373.360	3.980.569	3.980.569
2814200000	Ammonia In Aqueous Solution	162	162	201	201
2815110000	Sodium Hydroxide (caustic Soda), Solid	46.591	46.591	12.410	12.410
2815120000	Sodium Hydroxide (caustic Soda), In Aqueous Solution(lye Or Liquid Soda)	118.023	118.023	62.771	62.771
2815200000	Potassium Hydroxide (caustic Potash)	437.368	437.368	686.014	686.014
2815300000	Peroxides Of Sodium Or Potassium	4.310	4.310	8.905	8.905
2816100000	Hydroxide And Peroxide Of Magnesium	13.526	13.526	56.230	56.230
2817001000	Zinc Oxide	417.937	417.937	641.099	641.099
2817002000	Zinc Peroxide	12.645	12.645	16.627	16.627
2818100000	Artificial Corundum, Whether Or Not Chemically Defined	53.955	53.955	109.046	109.046
2818200000	Aluminium Oxide, Other Than Artificial Corundum	23.352.213	23.352.213	7.063.784	7.063.784
2818300000	Aluminium Hydroxide	409.363	409.363	312.452	312.452
2819100000	Chromium Trioxide	18.000	18.000	76.500	76.500
2819900000	Other Chromium Oxides And Hidroxides	15.843	15.843	51.091	51.091
2820100000	Manganese Dioxide	1.804.953	1.804.953	3.217.077	3.217.077
2820900000	Other Manganese Dioxide	42.706	42.706	105.931	105.931
2821100000	Iron Oxides And Hydroxides	3.652.992	3.652.992	736.259	736.259
2822000000	Cobalt Oxides And Hydroxides, Commercial	22.214	22.214	297.401	297.401
2823000000	Titanium Oxides.	390.764	390.764	874.825	874.825
2824100000	Lead Monoxide (litharge, Massicot)	84.291	84.291	121.139	121.139
2825100000	Hydrazine, Hydroxylamine, Inorganic Salt	34.616	34.616	122.788	122.788
2825200000	Lithium Oxide And Hydroxide	1.200	1.200	12.083	12.083
2825400000	Nickel Oxides And Hydroxides	11.624	11.624	124.313	124.313
2825500000	Copper Oxides And Hydroxides	2.483	2.483	17.366	17.366
2825600000	Germanium Oxides And Zirconium Dioxide	2.000	2.000	7.000	7.000
2825800000	Antimony Oxides	37.448	37.448	206.472	206.472
2825900000	Other Inorganic Bases	23.087	23.087	124.028	124.028
2826190000	Other Fluorides	91.595	91.595	127.050	127.050
2826300000	Sodium Hexafluoroaluminate (synthetic Cryolite)	2.000	2.000	5.360	5.360
2826900000	Other Complex Fluorine Salt.	51.555	51.555	95.274	95.274
2827100000	Ammonium Chloride	110.051	110.051	48.880	48.880
2827201000	Calcium Chloride, Commercial Grades	69.156	69.156	18.023	18.023
2827209000	Calcium Chloride, Not Commercial Grades	1.064.192	1.064.192	298.640	298.640
2827310000	Other Chlorides Of Magnesium	3.087	3.087	14.584	14.584
2827320000	Other Chlorides Of Aluminium	212.114	212.114	88.423	88.423
2827350000	Other Chlorides Of Nickel	10.076	10.076	30.452	30.452
2827390010	Other Chlorides Of Zinc	173.171	173.171	127.668	127.668
2827390090	Other Chlorides Of Iron, Cobaltd And Of Other Materials	151.838	151.838	63.194	63.194
2827410000	Chloride Oxides & Chloride Hydroxides, Of Copper	1.500	1.500	4.425	4.425
2827490000	Other Chloride Oxides & Chloride Hydroxides	209.850	209.850	220.285	220.285
2827590000	Other Bromides	3.680	3.680	19.292	19.292
2827600000	Iodides And Iodide Oxides	622	622	4.527	4.527
2828100000	Commercial Calcium Hypochlorite & Other Calcium Hypochlorites	114.325	114.325	151.302	151.302
2828901000	Sodium Hypochlorite	9.264	9.264	8.641	8.641
2828909000	Other Hypochlorite	17.405	17.405	157.767	157.767
2829110000	Chlorates Of Sodium	104.000	104.000	113.658	113.658
2829900000	Bromat Dan Perbromat, Iodat & Periodat	3.264	3.264	71.472	71.472
2830100000	Sodium Sulphides	216.000	216.000	89.090	89.090
2830900000	Other Sulphides	72.473	72.473	32.138	32.138
2831100000	Dithionites And Sulphoxylates Of Sodium	328.766	328.766	313.249	313.249
2831900000	Other Dithionites And Sulphoxylates	18.002	18.002	47.005	47.005
2832100000	Sodium Sulphites	257.472	257.472	135.232	135.232
2832200000	Other Sulphites	5.346	5.346	6.200	6.200
2832300000	Thiosulphates	103.070	103.070	31.329	31.329
2833110000	Disodium Sulphate	1.812.289	1.812.289	192.033	192.033
2833190000	Other Sodium Sulphates	4.045.145	4.045.145	629.355	629.355
2833210000	Magnessium Sulphate	244.950	244.950	51.150	51.150
2833240000	Nickel Sulphate	58.146	58.146	169.862	169.862
2833250000	Copper Sulphate	114.323	114.323	237.050	237.050
2833270000	Barium Sulphate	112.394	112.394	87.478	87.478
2833291000	Of Chromium Or Zinc	1.871	1.871	5.000	5.000
2833292000	Tribasic Lead Sulphate	21.329	21.329	53.127	53.127
2833299000	Other Sulphate Of Other Material	368.831	368.831	247.490	247.490
2833300000	Alums	121.536	121.536	32.077	32.077
2833400000	Peroxosulphates (persulphates)	53.847	53.847	47.522	47.522
2834100000	Nitrites	160.600	160.600	101.871	101.871
2834210000	Nitrates Of Potassium	82.017	82.017	48.783	48.783
2834290000	Other Nitrates	201.126	201.126	105.807	105.807
2835100000	Phosphinates (hypophosphites) And Phosponates (phosphites)	11.462	11.462	54.659	54.659
2835220000	Phosphates Of Mono- Or Disodium	104.752	104.752	177.997	177.997
2835240000	Phosphates Of Potassium	580.893	580.893	1.982.218	1.982.218
2835251000	Dicalcium Phosphate, Feed Grade	1.789.000	1.789.000	786.186	786.186

I.3. IMPOR MENURUT KOMODITI / IMPORT BY HS COMMODITY
***** JANUARI / JANUARY 2009 *****

H S	Uraian Komoditi Commodity Description	Berat Bersih / Net Weight (Kg)		Nilai / Value C.I.F (US\$)	
		Bulan ini Current Month	Kumulatif Cum.Jan. to date	Bulan ini Current Month	Kumulatif Cum.Jan. to date
2835259000	Oth Hypophosphites, Phosphonates And And Phosphates, Polyphosphates	410.477	410.477	193.623	193.623
2835260000	Other Phosphates Of Calcium	2.600.606	2.600.606	2.350.737	2.350.737
2835290000	Other Phosphates	218.479	218.479	362.436	362.436
2835310000	Sodium Triphosphate (sodium Tripolyphosphate)	2.342.366	2.342.366	2.000.561	2.000.561
2835391000	Tetranatrium Pirofosfat	17.720	17.720	20.260	20.260
2835399000	Other Polyphosphates	188.510	188.510	587.348	587.348
2836200000	Disodium Carbonate	59.887.547	59.887.547	16.042.841	16.042.841
2836300000	Sodium Hydrogencarbonate (sodium Bicar Bonate)	5.614.782	5.614.782	1.453.723	1.453.723
2836400000	Potassium Carbonates	306.574	306.574	405.584	405.584
2836501000	Calsium Carbonate, Food Or Pharmaceu- Tical Grade	994.960	994.960	342.934	342.934
2836509000	Calsium Carbonate, Other Grade	1.965.761	1.965.761	812.268	812.268
2836600000	Barium Carbonate	195.096	195.096	58.261	58.261
2836920000	Strontium Carbonate	72.000	72.000	34.920	34.920
2836990000	Other Carbonates	432.332	432.332	344.746	344.746
2837110000	Cyanides And Cyanide Oxides, Of Sodium	142.000	142.000	252.760	252.760
2837190000	Other Cyanides And Cyanide Oxides	1	1	4.010	4.010
2839110000	Sodium Metasilicates	164.878	164.878	69.346	69.346
2839191000	Sodium Silicates	444.695	444.695	236.588	236.588
2839199000	Other Silicates Of Sodium	797.176	797.176	477.133	477.133
2839900000	Other Silicates; Commerial Alkali Metal Silicates	326.277	326.277	309.200	309.200
2840190000	Other Disodium Tetraborate (refined Borax)	39.600	39.600	31.660	31.660
2840300000	Peroxooborates (perborates)	14.500	14.500	18.169	18.169
2841300000	Sodium Dichromate	58.991	58.991	85.499	85.499
2841500000	Other Chromates And Dichromates, Peroxochromates	1.473	1.473	9.295	9.295
2841690000	Other Manganit	95	95	572	572
2841700000	Molybdates	304	304	585	585
2841800000	Tungstates (wolframates)	270	270	1.068	1.068
2841900000	Oth Salts Of Oxometallic Or Peroxometallic Acids	14.043	14.043	98.902	98.902
2842100000	Double/complex Silicates,includ Alumino Silicates W.or Not Chemical Defined	314.275	314.275	329.993	329.993
2842909000	Oth Salts Of Inorganic Acids/peroxoacid	68.305	68.305	395.612	395.612
2843900000	Other Amalgams And Other Compound Colloidal Precious Metals	91	91	54.323	54.323
2844109000	Ceramic Products & Mixtures Containing Natural Uranium	3.466	3.466	115.589	115.589
2844409000	Ceramic Products & Mixtures Containing Isotop Or Compound,radioactive	238	238	53.757	53.757
2845100000	Heavy Water (deuterium Oxide)	13	13	61	61
2846900000	Other Compounds, Inorganic Or Organic Of Rare-earth Metal	2	2	93	93
2847001000	Liquid Hydrogen Peroxide,whether Or Not Solidified With Urea	338.338	338.338	168.498	168.498
2847009000	Hydrogen Peroxide, Whether Or Not Solidified With Urea Other Form	20.404	20.404	10.096	10.096
2849100000	Carbides, Whether Or Not Chemically Defined Of Calcium	476.490	476.490	306.901	306.901
2849200000	Carbides, Whether Or Not Chemically Defined Of Silicon	164.293	164.293	196.540	196.540
2849900000	Carbides, Whether Or Not Chemically Defined Of Other Material	5.563	5.563	168.824	168.824
2850000000	Hydrides, Nitrides, Azides, Silicides And Borides	13	13	1.250	1.250
2853000000	Liquid, Compressed Air, Other Inorganic (incl Distil/conductivity Water,similar)	10.192	10.192	106.292	106.292
2901100000	Saturated Acyclic Hydrocarbons.	239.817	239.817	278.190	278.190
2901210000	Ethylene	37.015.324	37.015.324	19.140.237	19.140.237
2901220000	Propene (propylene)	15.260.680	15.260.680	8.104.967	8.104.967
2901230000	Butene (butylene) And Isomers Thereof	381.630	381.630	879.848	879.848
2901291000	Acetylene	41.076	41.076	27.332	27.332
2901299000	Other Unsaturated Acyclic Hydrocarbons	502.850	502.850	305.813	305.813
2902110000	Cyclohexane	70.607	70.607	119.617	119.617
2902190000	Other Cyclanes	66.819	66.819	175.851	175.851
2902200000	Benzene	5.857.350	5.857.350	2.054.865	2.054.865
2902300000	Toluene	4.886.729	4.886.729	2.449.649	2.449.649
2902410000	O-xylene	480	480	14.256	14.256
2902430000	P-xylene	58.909.706	58.909.706	34.538.843	34.538.843
2902440000	Mixed Xylene Isomers	796.351	796.351	419.003	419.003
2902500000	Styrene	1.996.747	1.996.747	1.270.466	1.270.466
2902901000	Dodecylbenzene	4.300	4.300	11.080	11.080
2902902000	Alkylbenzenes	19.087	19.087	37.275	37.275
2902909000	Other Cyclic Hydrocarbons.	316.980	316.980	587.752	587.752
2903111000	Methyl Chloride Used In The Manufacture Of Herbicides	52.620	52.620	46.591	46.591
2903120000	Dichloromethane (methylene Chloride)	559.218	559.218	310.433	310.433
2903130000	Chloroform (trichloromethane)	168.945	168.945	492.047	492.047
2903190090	Other Halogenated Derivatives Of Hydrocarbons	26	26	5.608	5.608
2903211000	Vinyl Chloride Monomer (vcn)	7.199.264	7.199.264	3.404.886	3.404.886
2903220000	Trichloroethylene	185.062	185.062	140.529	140.529
2903230000	Tetrachloroethylene (perchloroethylene)	71.141	71.141	74.079	74.079
2903290000	Other Unsaturated Chlorinated Deriva Tives Of Acyclic Hydrocarbons	59.149	59.149	264.943	264.943
2903390000	Oth Fluorinated, Brominated/Iodinated	48.000	48.000	201.600	201.600
2903420000	Dichlorodifluoromethane	940	940	4.283	4.283
2903490000	Derivatives Of Methane, Ethane/propane ,halogenated With Flourine & Chlorine	247.696	247.696	431.938	431.938
2903590000	Other Halogenated Derivatives Of Cyclic Chloroethylenic/cyclotherpenic	722	722	7.097	7.097
2903610000	Chlorobenzene, O-dichlorobenzene And P-dichlorobenzene	448.640	448.640	722.899	722.899
2904100000	Derivatives Containing Only Sulpho Groups Their Salts And Ethyl Esters	570.085	570.085	475.884	475.884
2904200000	Derivatives Containing Only Nitro Or Only Nitroso Groups	3.437	3.437	13.036	13.036
2904900000	Other Derivatives Of Hydrocarbons, Whether Or Not Halogenated	22.403	22.403	1.251.326	1.251.326
2905110000	Methanol (methyl Alcohol)	2.000.228	2.000.228	335.608	335.608
2905120000	Propan-1-ol(propyl Alcohol) & Propan-2- Ol (isopropyl Alcohol)	209.007	209.007	255.190	255.190
2905130000	Butan-1-ol (n-butyl Alcohol)	3.267.836	3.267.836	2.364.681	2.364.681

I.3. IMPOR MENURUT KOMODITI / IMPORT BY HS COMMODITY
***** JANUARI / JANUARY 2009 *****

H S	Uraian Komoditi Commodity Description	Berat Bersih / Net Weight (Kg)		Nilai / Value C.I.F (US\$)	
		Bulan ini Current Month	Kumulatif Cum.Jan. to date	Bulan ini Current Month	Kumulatif Cum.Jan. to date
2905140000	Other Butanols	336.666	336.666	240.841	240.841
2905160000	Octanol (octyl Alcohol) And Isomers Thereof	2.012.844	2.012.844	1.594.151	1.594.151
2905170000	Dodecan-1-ol (lauryl Alcohol), Hexade Can-1-ol, And Octadecan-1-ol	55.355	55.355	74.429	74.429
2905190000	Other Sulphonated, Nitrated/nitrosated	350.828	350.828	285.599	285.599
2905220000	Acyclic Terpene Alcohols	56.314	56.314	480.837	480.837
2905290000	Other Unsaturated Monohydric Alcohols	8.438	8.438	58.353	58.353
2905310000	Ethylene Glycol (ethanediol)	21.366.759	21.366.759	13.110.527	13.110.527
2905320000	Propylene Glycol (propane-1, 2- Diol)	1.738.709	1.738.709	2.603.030	2.603.030
2905390000	Other Diols	64.745	64.745	223.872	223.872
2905410000	2-ethyl-2-(hydroxymethyl) Propane-1, 3-(trimethylolpropane)	25.162	25.162	51.515	51.515
2905420000	Pentaerythritol	164.000	164.000	216.040	216.040
2905430000	Mannitol	34.793	34.793	166.200	166.200
2905440000	D-glucitol (sorbitol)	25.687	25.687	37.327	37.327
2905450000	Glycerol	81.007	81.007	43.467	43.467
2905490000	Other Polyhydric Alcohols	30.203	30.203	75.548	75.548
2905590000	Other Halogenated, Sulphonated,nitrated Derivatives Of Acyclic Alcohols	150	150	4.062	4.062
2906100000	Menthol	12.746	12.746	205.827	205.827
2906120000	Cyclohexanol, Methylcyclohexanols And Dimethylcyclohexanols	222	222	3.882	3.882
2906130000	Sterols And Inositols	23.979	23.979	146.129	146.129
2906190000	Other Cyclanic, Cyclenic/cycloterpenic	12.779	12.779	97.780	97.780
2906210000	Benzyl Alcohol	20.105	20.105	50.257	50.257
2906290000	Other Aromatic Alcohol	27.696	27.696	176.257	176.257
2907100000	Phenol (hydroxybenzene) And Its Salts	448.948	448.948	387.460	387.460
2907120000	Cresols And Their Salts	48.597	48.597	104.351	104.351
2907130000	Octylphenol, Nonylphenol And Their Isomers, Salts Thereof	2.851	2.851	7.202	7.202
2907190000	Other Monophenols	81.171	81.171	200.834	200.834
2907210000	Resorcinol And Its Salts	21.437	21.437	137.657	137.657
2907220000	Hydroquinone (quinol) And Its Salts	12.383	12.383	52.133	52.133
2907230000	4,4-isopropylidenediphenol (bisphenol A, Diphenylolpropane) And Its Salts	34.000	34.000	60.997	60.997
2907290000	Other Polyphenols; Phenol-alcohols	1.314	1.314	5.565	5.565
2908110000	Pentachlorophenol (iso)	12.000	12.000	90.600	90.600
2908190000	Oth Derivatives Containing Only Halogen Substituents And Their Salts	1	1	34	34
2908910000	Dinoseb (iso) And Its Salts	500	500	4.350	4.350
2908990000	Oth Derivatives Containing Only Sulpho Groups Their Salts And Esters	15.740	15.740	36.441	36.441
2909199000	Other Acyclic Ethers And Their Haloge Nated	382	382	3.915	3.915
2909200000	Cyclanic, Cyclenic Or Cycloterpenic Ethers & Their Halogenated Derivatives	54	54	891	891
2909300000	Aromatic Ethers & Their Halogenated, Sulphonated, Or Nitrosated Derivatives	41.869	41.869	133.526	133.526
2909410000	2,2-oxydiethanol (diethylene Glycol, Digol)	1.288.506	1.288.506	868.903	868.903
2909430000	Monobutyl Ethers Of Ethylene Glycol Or Of Diethylene Glycol	86.804	86.804	118.250	118.250
2909440000	Other Monoalkylethers Of Ethylene Glycol Or Of Diethylene Glycol	461.725	461.725	686.237	686.237
2909490000	Other Ether-alcohols, Their Halogenated Sulphonated, Nitrated Derivatives	537.099	537.099	1.282.046	1.282.046
2909500000	Ether-phenols, Ether-alcohol-phenols & Their Halogenated, Nitrated Derivatives	2.931	2.931	126.698	126.698
2909600000	Alcohol Peroxides, Ether Peroxides, Ke Tone Peroxides & Their Halogenated	66.777	66.777	163.983	163.983
2910100000	Oxirane (ethylene Oxide)	4.900	4.900	24.970	24.970
2910200000	Methyloxirane (propylene Oxide)	3.167.847	3.167.847	5.683.072	5.683.072
2910900000	Other Epoxides, Epoxyalcohols, Epoxy Phenols & Their Halogenated	1.740	1.740	13.588	13.588
2911000000	Acetals & Hemiacetals, Whether Or Not With Other Oxygen Function	372	372	16.604	16.604
2912120000	Ethanal (acetaldehyde)	166	166	3.479	3.479
2912190000	Other Acyclic Aldehydes Without Other Oxygen Function	44.094	44.094	200.969	200.969
2912210000	Benzaldehyde	5.148	5.148	22.074	22.074
2912290000	Other Cyclic Aldehydes Without Other Oxygen Function	126.623	126.623	663.335	663.335
2912300000	Aldehyde-alcohols	1.527	1.527	19.097	19.097
2912410000	Vanillin (4-hydroxy-3-methoxybenzal- Dehyde)	400	400	7.800	7.800
2912420000	Ethylvanillin (3-ethoxy-4-hydroxyben- Zaldehyde)	2.200	2.200	51.546	51.546
2912490000	Other Aldehyde-ethers,aldehyde-phenols & Aldehydes With Other Oxygen	2.147	2.147	24.335	24.335
2912500000	Cyclic Polymers Of Aldehydes	786	786	7.535	7.535
2912600000	Paraformaldehyde	151.000	151.000	113.380	113.380
2913000000	Halogenated,sulphonated,nitrated Or Ni Trosated Derivat.of Products Of H	10.628	10.628	78.368	78.368
2914110000	Acetone	22.734	22.734	39.470	39.470
2914120000	Butanone (methyl Ethyl Ketone)	1.116.154	1.116.154	929.054	929.054
2914190000	Other Acyclic Ketones Without Other Oxygen Function	27.268	27.268	347.863	347.863
2914210000	Camphor	14.000	14.000	16.800	16.800
2914220000	Cyclohexanone And Methylcyclohexanones	182.468	182.468	187.728	187.728
2914230000	Ionones And Methylionones	16.126	16.126	172.572	172.572
2914290000	Other Cyclanic, Cyclenic Or Cycloterpe Penic Ketones Without Oth. Oxygen	72.218	72.218	724.480	724.480
2914390000	Other Aromatic Ketones Without Other Oxygen Function	7.569	7.569	78.637	78.637
2914400000	Ketone-alcohols And Ketone-aldehydes	15.600	15.600	15.600	15.600
2914500000	Ketone-phenols & Ketones Without Other Oxygen Function	6.336	6.336	94.858	94.858
2914610000	Anthraquinone	2.485	2.485	34.579	34.579
2914690000	Other Quinones	9.709	9.709	115.899	115.899
2914700000	Halogenated, Sulphonated, Nitrated Or Nitrosated Derivatives	1.189	1.189	15.931	15.931
2915110000	Formic Acid	81.919	81.919	90.930	90.930
2915120000	Salts Of Formic Acid	584.250	584.250	257.980	257.980
2915130000	Esters Of Formic Acid	290	290	2.578	2.578
2915210000	Acetic Acid	4.571.418	4.571.418	1.993.347	1.993.347
2915290000	Other Acetic Acid And Its Salts	30.432	30.432	86.997	86.997
2915310000	Ethyl Acetate	28.619	28.619	51.607	51.607
2915320000	Vinyl Acetate	1.627.496	1.627.496	1.527.197	1.527.197

I.3. IMPOR MENURUT KOMODITI / IMPORT BY HS COMMODITY
***** JANUARI / JANUARY 2009 *****

H S	Uraian Komoditi Commodity Description	Berat Bersih / Net Weight (Kg)		Nilai / Value C.I.F (US\$)	
		Bulan ini Current Month	Kumulatif Cum.Jan. to date	Bulan ini Current Month	Kumulatif Cum.Jan. to date
2915330000	N-butyl Acetate	35.033	35.033	33.552	33.552
2915390000	Other Esters Of Acetic Acid	729.397	729.397	1.728.317	1.728.317
2915400000	Mono-, Di- Or Trichloroacetic Acids, Their Salts And Esters	16.000	16.000	17.280	17.280
2915500000	Propionic Acids, Its Salts And Esters	78.886	78.886	301.431	301.431
2915600000	Butanoic Acids, Pentanoic Acids, Their Salts And Esters	112.103	112.103	352.002	352.002
2915701000	Palmitic Acid, Its Salts And Esters	87.944	87.944	219.816	219.816
2915702000	Stearic Acid	56.152	56.152	141.212	141.212
2915703000	Salts And Esters Of Stearic Acid	88.250	88.250	190.444	190.444
2915901000	Acetyl Chloride	199	199	937	937
2915902000	Lauric Acid, Myristic Acid, Their Salts And Esters	118.628	118.628	165.048	165.048
2915909000	Other Saturated Acyclic Monocarboxylic Acids & Their Anhydrides & Halides	104.715	104.715	276.182	276.182
2916110000	Acrylic Acid And Its Salts	518.421	518.421	1.023.412	1.023.412
2916120000	Esters Of Acrylic Acid	1.742.953	1.742.953	2.353.212	2.353.212
2916130000	Methacrylic Acid And Its Salts	41.569	41.569	117.178	117.178
2916141000	Methyl Methacrylate	1.630.923	1.630.923	3.044.292	3.044.292
2916149000	Other Esters Of Methacrylic Acid	41.722	41.722	169.649	169.649
2916150000	Oleic,linoleic Or Linolenic Acids,their Salts And Esters	15.406	15.406	23.036	23.036
2916190000	Oth Unsaturated Acyclic Monocarboxylic Acids, Their Anhydrides & Halides	8.702	8.702	127.414	127.414
2916200000	Cyclanic, Cyclenic Or Cycloterpenic Monocarboxylic Acids, Their Anhydrides	9.374	9.374	874.151	874.151
2916310000	Benzoic Acid, Its Salts And Esters	95.489	95.489	220.336	220.336
2916320000	Benzoyl Peroxide And Benzoyl Chloride	12.000	12.000	20.160	20.160
2916350000	Esters Of Phenylacetic Acid	200	200	2.554	2.554
2916391000	2,4-dichlorophenyl Acetic Acid & Its Salts And Esters	108.000	108.000	289.800	289.800
2916399000	Other Aromatic Monocarboxylic Acids, Their Anhydrides, Halides & Peroxides	42.100	42.100	290.684	290.684
2917110000	Oxalic Acid, Its Salts And Esters	26.605	26.605	51.065	51.065
2917121000	Diocetyl Adipate (doa)	116.355	116.355	163.723	163.723
2917129000	Other Adipic Acid, Its Salts & Esters	18.147	18.147	17.657	17.657
2917130000	Azelaic Acid, Sebaccic Acid, Their Salts And Esters	16.553	16.553	65.360	65.360
2917140000	Maleic Anhydride	308.000	308.000	247.760	247.760
2917190000	Other Acyclic Polycarboxylic Acids, Their Anhydrides, Halides & Peroxides	93.080	93.080	187.418	187.418
2917200000	Cyclanic, Cyclenic Or Cycloterpenic Polycarboxylic Acids, Their Anhydrides	14.281	14.281	23.345	23.345
2917320000	Diocetyl Orthophthalates	80.036	80.036	50.267	50.267
2917330000	Dinonyl Or Didecyl Orthophthalates	36.000	36.000	59.360	59.360
2917340000	Other Esters Of Orthophthalic Acid	206.241	206.241	249.000	249.000
2917350000	Phthalic Anhydride	553.900	553.900	367.637	367.637
2917360000	Terephthalic Acid And Its Salts	1.174	1.174	4.480	4.480
2917391000	Triocetyltrimellitate (totm)	5.299	5.299	9.210	9.210
2917392000	Other Phthalic Plasticizers & Esters Of Phthalic Anhydride	27.200	27.200	36.720	36.720
2917399000	Other Aromatic Polycarboxylic Acids, Their Anhydrides, Halides & Peroxides	279.301	279.301	368.550	368.550
2918110000	Lactic Acid, Its Salts And Esters	96.348	96.348	206.985	206.985
2918120000	Tartaric Acid	7.100	7.100	14.800	14.800
2918130000	Salts And Esters Of Tartaric Acid	23.889	23.889	59.301	59.301
2918140000	Citric Acid	1.537.131	1.537.131	2.057.962	2.057.962
2918151000	Calcium Citrate	1.734	1.734	9.146	9.146
2918159000	Other Salts And Esters Of Citric Acid	214.431	214.431	340.307	340.307
2918160000	Gluconic Acid, Its Salts And Esters	103.093	103.093	76.843	76.843
2918190000	Oth Carboxylic Acids With Alcohol Func Tion But Without Other Oxygen	66.114	66.114	57.019	57.019
2918210000	Salicylic Acid And Its Salts	29.658	29.658	97.321	97.321
2918220000	O-acetylsalicylic Acid,its Salts And Esters	3.844	3.844	24.675	24.675
2918230000	Other Esters Of Salicylic Acid & Their Salts	110.391	110.391	257.013	257.013
2918299000	Other Carboxylic Acids With Phenol Func Tion But Without Other Oxygen	22.634	22.634	180.917	180.917
2918300000	Carboxylic Acids With Aldehyde/ketone Function But Without Other Oxygen	18.781	18.781	407.458	407.458
2918910000	2,4,5-t(iso) (2,4,5-trichlorophenoxy Acetic	19.760	19.760	31.200	31.200
2918990000	Oth Carboxylic Acids With Additional Oxygen Function,their Anhydrides,halides	29.833	29.833	461.829	461.829
2919100000	Tris(2,3-dibromopropyl) Phosphate	4.454	4.454	17.323	17.323
2919900000	Oth.phosphoric Esters,their Salts,incl Lactophosphates, Their Halogenated	612	612	5.658	5.658
2920190000	Oth Thiophosphoric Esters, (phosphorothioates) & Their Salts	4.419	4.419	11.498	11.498
2920901000	Dimethyl Sulphate (dms)	40	40	89	89
2920909000	Other Esters Of Other Inorganic Acids Of Non Metals And Their Salts	310	310	19.800	19.800
2921110000	Methylamine, Di- Or Trimethylamine And Their Salts	53.273	53.273	76.733	76.733
2921190000	Other Acyclic Monoamines & Their Deri Vatives; Salts Thereof	195.454	195.454	408.046	408.046
2921210000	Ethylenediamine And Its Salts	976	976	10.146	10.146
2921220000	Hexamethylenediamine And Its Salts	16.728	16.728	35.046	35.046
2921290000	Other Acyclic Polyamines & Their Deri Vatives; Salts Thereof	119.102	119.102	266.643	266.643
2921300000	Cyclanic, Cyclenic Or Cycloterpenic Mono-or Polyamines,& Their Derivatives	393.212	393.212	910.008	910.008
2921410000	Aniline And Its Salts	34.525	34.525	84.482	84.482
2921420000	Aniline Derivatives And Their Salts	25.791	25.791	73.740	73.740
2921440000	Diphenylamine & Its Derivatives; Salts Thereof	8	8	384	384
2921450000	1-naphthylamine (alpha-naphthylamine), 2-naphthylamine (beta-naphthylamine)	11.780	11.780	37.177	37.177
2921490000	Oth Aromatic Monoamines & Their Deri- Vatives; Salts Thereof	1.194	1.194	7.912	7.912
2921510000	O-,m-,p-phenylenediam, Diaminotolue Nes & Their Derivatives; Salts Thereof	39.586	39.586	149.970	149.970
2921590000	Oth Aromatic Polyamines & Their Deri Vatives; Salts Thereof	255.590	255.590	952.098	952.098
2922110000	Monoethanolamine And Its Salts	37.792	37.792	62.285	62.285
2922120000	Diethanolamine And Its Salts	103.557	103.557	194.167	194.167
2922130000	Triethanolamine And Its Salts	10.135	10.135	34.282	34.282
2922192000	D-2-amino-normal-butyl-alcohol	1.456	1.456	3.195	3.195
2922199000	Oth Amino-alcohols,phenylpropanola Min Hcl, Tramadol, Ketamin Hcl	5.635	5.635	205.113	205.113
2922210000	Amino Hydroxynaphthalene Sulphonic Acids And Their Salts	2.051	2.051	21.040	21.040

I.3. IMPOR MENURUT KOMODITI / IMPORT BY HS COMMODITY
***** JANUARI / JANUARY 2009 *****

H S	Uraian Komoditi Commodity Description	Berat Bersih / Net Weight (Kg)		Nilai / Value C.I.F (US\$)	
		Bulan ini Current Month	Kumulatif Cum.Jan. to date	Bulan ini Current Month	Kumulatif Cum.Jan. to date
2922290000	Other Amino-naphthols & Other Amino Phenols	26.292	26.292	198.043	198.043
2922390000	Other Amino-aldehydes, amino-ketones & Aminno-quinones	2.207	2.207	64.052	64.052
2922410000	Lysine And Its Esters; Salts Thereof	515.087	515.087	898.291	898.291
2922421000	Glutamic Acid	7.534	7.534	52.741	52.741
2922422000	Monosodium Glutamate	542.835	542.835	600.162	600.162
2922429000	Salts Of Glutamic Acid	450	450	171	171
2922491000	Mephenamic Acid And Its Salts	20.439	20.439	351.413	351.413
2922499000	Oth Amino Acids,o.t.t Containing More Than One Kind Of Oxygen Function	106.968	106.968	651.456	651.456
2922501000	P-aminosalicylic Acid & Its Salts,ester And Other Derivatives	17.798	17.798	42.800	42.800
2922509000	Oth Amino-alcohol-phenols,amino-acid Phenols Oth Amino-comp With Oxyg	17.668	17.668	155.977	155.977
2923100000	Choline And Its Salts	246.045	246.045	251.272	251.272
2923201000	Lecithins, Whether Or Not Chemically Defined	198.428	198.428	244.917	244.917
2923209000	Other Phosphoaminolipids	197.969	197.969	258.551	258.551
2923900000	Oth Quarternary Ammonium Salts And And Hydroxides	166.626	166.626	264.920	264.920
2924120090	Other Fluoroacetamide (iso), Monocro Thopos (iso), Phosphamidon (iso)	56	56	517	517
2924190000	Oth Acyclic Amides (including Acyclic Carbamates), & Their Thrfr, Salts Thrfr	123.447	123.447	218.993	218.993
2924211000	4-ethoxyphenylurea (dulcin)	46	46	257	257
2924212000	Diuron And Monoureon	4.252	4.252	12.345	12.345
2924219000	Other Ureines & Their Derivatives;salts Thereof	17.950	17.950	123.013	123.013
2924291000	Aspartame	71.596	71.596	976.124	976.124
2924292000	Butylphenylmethyl Carbamate, Methyl Isopropyl Phenyl Carbamate	16.000	16.000	53.440	53.440
2924299010	Asetaminophen (paracetamol), Saly Cylmide, Ethoxybenzamide	214.027	214.027	752.210	752.210
2924299090	Oth Carboxamide-function Compounds	255.434	255.434	1.352.926	1.352.926
2925110000	Saccharin And Its Salts	196	196	4.456	4.456
2925190000	Other Imides & Their Derivatives, Salts Thereof	1.400	1.400	17.641	17.641
2925290000	Other Imines And Their Derivatives; And Salts Thereof	12.689	12.689	193.101	193.101
2926100000	Acrylonitrile	18.960	18.960	23.416	23.416
2926200000	1-cyanoguanidine (dicyandiamide)	2.094	2.094	14.912	14.912
2926900000	Other Nitrile-function Compounds.	113.502	113.502	2.275.921	2.275.921
2927001000	Azodicarbonamide	33.328	33.328	46.583	46.583
2927009000	Oth Diazo-, Azo- Or Azoxy-compounds.	109.829	109.829	245.941	245.941
2928009000	Other Organic Derivatives Of Hidrazine Or Of Hydroxylamine	6.875	6.875	86.126	86.126
2929100000	Isocyanates	1.947.962	1.947.962	3.137.731	3.137.731
2930200000	Thiocarbamates And Dithiocarbamates	237.977	237.977	1.221.833	1.221.833
2930300000	Thiuram Mono, Di Or Tetrasulphides	4.074	4.074	10.501	10.501
2930400000	Methionine	1.508.265	1.508.265	7.779.032	7.779.032
2930500000	Captafol (iso) & Methamidophos (iso)	600	600	16.672	16.672
2930900000	Other Organo-sulphur Compounds	541.266	541.266	2.097.584	2.097.584
2931001000	Tetraethyl Lead	19.128	19.128	47.624	47.624
2931002000	N-(phosphonomethyl)glycine And Salts Thereof	1.227.113	1.227.113	4.097.688	4.097.688
2931003000	Ethephone	6.798	6.798	37.229	37.229
2931009000	Other Organo-inorganic Compounds	81.717	81.717	501.014	501.014
2932110000	Tetrahydrofuran	1.451	1.451	11.246	11.246
2932120000	2-furaldehyde (furfuraldehyde)	211.422	211.422	245.881	245.881
2932130000	Furfuryl Alcohol And Tetrahydrofurfuryl Alcohol	19.440	19.440	28.080	28.080
2932190000	Oth Compounds Containing An Unfused Furan Ring In The Structure	1.681	1.681	232.499	232.499
2932210000	Coumarin, Methylcoumarins & Ethylcoumarins	7.160	7.160	85.430	85.430
2932290000	Other Lactones	35.460	35.460	281.819	281.819
2932991000	Carbofuran	85.419	85.419	1.084.561	1.084.561
2932999000	Other Heterocyclic Compound With Oxygen Hetero-atom(s) Only.	17.687	17.687	238.113	238.113
2933111000	Dipyrone (antalgin)	30.879	30.879	233.141	233.141
2933119000	Other Phenazone (antipyrin) And Its Derivatives	29.736	29.736	469.709	469.709
2933190000	Oth Compounds Containing An Unfused Pyrazole Ring In The Structure	43.142	43.142	715.114	715.114
2933210000	Hydantoin And Its Derivatives	23.764	23.764	69.972	69.972
2933291000	Cimetidine	11.046	11.046	74.264	74.264
2933299000	Oth Compounds Containing An Unfused Imidazole Ring In The Structure	15.584	15.584	481.602	481.602
2933310000	Pyridine And Its Salts	82.736	82.736	432.101	432.101
2933391000	Chlorpheniramine And Isoniazid	50	50	13.200	13.200
2933392000	Isonicotinic Acid Hydrazide,& Its Salts Esters,derived Of Pharmaceutical Grade	340	340	2.182	2.182
2933393000	Paraquat Salts	462.400	462.400	1.460.035	1.460.035
2933399000	Oth Compounds Containing An Unfused Pyridine Ring In The Structure	165.916	165.916	1.845.912	1.845.912
2933410000	Levorphanol (inn) And Its Salts	6	6	1.710	1.710
2933490000	Oth Compounds Containing In The Struc. A Quinoline Or Isoquinoline Ring-	21.374	21.374	231.776	231.776
2933591000	Diazinon	16.033	16.033	88.883	88.883
2933599000	Oth Compounds Contain A Pyrimidine Ring Or Piperazine Ring In The Structur	35.513	35.513	602.008	602.008
2933610000	Melamine	246.003	246.003	341.960	341.960
2933690000	Oth Compounds Containing An Unfused Triazine Ring In The Structure	274.147	274.147	949.424	949.424
2933710000	6-hexanelactam (epsilon-caprolactam)	1.504.148	1.504.148	1.909.806	1.909.806
2933720000	Clobazam (inn) And Methypyrrolon (inn)	5	5	7.500	7.500
2933790000	Other Lactams	7.233	7.233	148.476	148.476
2933910000	Alprazolam(inn), Camazepam(inn), Chlordiazepoxide(inn), Clonazepam	15.039	15.039	89.323	89.323
2933991000	Mebendazole And Parbendazole	11	11	34.353	34.353
2933999000	Other Heterocyclic Compounds With Ni Trogen Hetero-atom(s) Only.	14.819	14.819	511.596	511.596
2934100000	Compounds Containing An Unfused Thiazole Ring In The	11.634	11.634	78.737	78.737
2934200000	Comp Containing In The Structure A Ben Zothiazole Rind-system, Not Futher	31.909	31.909	94.933	94.933
2934300000	Comp Containing In The Structure A Phe Nothiazine Ring-system,not Further	12.010	12.010	67.561	67.561
2934910000	Aminorex(inn), Brotizolam(inn), Clotia Zepam(inn),cloxazolam(inn),oxazolam	27	27	7.875	7.875
2934991000	Nucleic Acid And Its Salts	637	637	106.379	106.379

I.3. IMPOR MENURUT KOMODITI / IMPORT BY HS COMMODITY
***** JANUARI / JANUARY 2009 *****

H S	Uraian Komoditi Commodity Description	Berat Bersih / Net Weight (Kg)		Nilai / Value C.I.F (US\$)	
		Bulan ini Current Month	Kumulatif Cum.Jan. to date	Bulan ini Current Month	Kumulatif Cum.Jan. to date
2934992000	Sultones, Sultams, Diltiazem	1.021	1.021	293.564	293.564
2934999000	Other Nucleic Acids And Their Salts, Whether Or Not Chemically Defined	207.051	207.051	3.238.336	3.238.336
2935000000	Sulphonamides.	62.986	62.986	551.810	551.810
2936210000	Vitamins A & Their Derivatives	17.510	17.510	445.450	445.450
2936220000	Vitamins B1 & Its Derivatives	15.283	15.283	243.930	243.930
2936230000	Vitamin B2 & Its Derivatives	3.489	3.489	65.903	65.903
2936240000	D-or DI-pantothenic Acid (vit B3 Or Vit B5 & Its Derivatives	13.410	13.410	158.380	158.380
2936250000	Vitamin B6 & Its Derivatives	15.241	15.241	253.391	253.391
2936260000	Vitamin B12 & Its Derivatives	2.623	2.623	155.219	155.219
2936270000	Vitamin C & Its Derivatives	295.517	295.517	3.617.469	3.617.469
2936280000	Vitamin E & Its Derivatives	31.969	31.969	631.904	631.904
2936290000	Oth Vitamins & Their Derivatives	59.096	59.096	1.063.721	1.063.721
2936900000	Oth Vitamin, Incl Natural Concentrates	148.505	148.505	979.984	979.984
2937210000	Cortisone,hydrocortisone, Prednisone & Prednisolone (dehydrohydro Cortison)	116	116	232.515	232.515
2937220000	Halogenated Derivatives Of Corticosteroidal Hormones	597	597	912.991	912.991
2937230000	Oestrogens & Progestogens	108	108	440.205	440.205
2937290000	Oth Steroidal Hormones	1.631	1.631	263.641	263.641
2937400000	Amino-acid Derivatives	70	70	65.946	65.946
2937500000	Prostaglandins,thromboxanes & Leukotrienes & Their Derivatives	4	4	19.600	19.600
2937900000	Oth Hormones	352	352	26.100	26.100
2938100000	Rutoside (rutin) & Its Derivatives	375	375	54.647	54.647
2938900000	Oth Glycoside, Natural Or Reproduc And Their Salts, Ethers, Esters & Oth Drv	3.355	3.355	57.048	57.048
2939300000	Caffeine & Its Salts	25.900	25.900	201.460	201.460
2939410000	Ephedrine & Its Salts	1.325	1.325	74.010	74.010
2939420000	Pseudoephedrine (inn) & Its Salts	175	175	10.001	10.001
2939490010	Phenylpropanolamine Hcl (ppa)	350	350	15.666	15.666
2939510000	Fenetyline(inn) & Its Salts	150	150	14.250	14.250
2939590000	Oth Theophylline & Aminophylline	9.796	9.796	93.219	93.219
2939690000	Oth Alkaloids Of Rye Ergot	3	3	41.600	41.600
2939919000	Oth Cocaine, Levometamfetamine	35	35	5.971	5.971
2939999000	Oth Vegetable Alkaloids, Natural Or Reproduc By Synthesis & Their Salts	154	154	7.227	7.227
2940000000	Sugars, Chemically Pure, Oth Than Sucrose, Lactose, Maltose	128.943	128.943	302.296	302.296
2941101100	Amoxicillins & Its Salts Non-sterile	46.221	46.221	1.631.665	1.631.665
2941101900	Oth Amoxicillins	2.559	2.559	101.980	101.980
2941102000	Ampicillin & Its Salts	2.100	2.100	440.635	440.635
2941109000	Other Penicillins, Their Derivatvs With Penicillanic Acid Structure; Salts Thrf	35.176	35.176	463.585	463.585
2941200000	Streptomycins & Their Derivated, Salt Thereof	23.413	23.413	98.656	98.656
2941300000	Tetracyclines & Their Derivated, Salt Thereof	27.257	27.257	427.653	427.653
2941400000	Chloramphenicol & Its Derivated, Salt Thereof	6.950	6.950	223.601	223.601
2941500000	Erythromycin & Its Derivated, Salt Thereof	753	753	59.271	59.271
2941900000	Oth Antibiotics(rifampicin, Cephalos Porin, Their Deriv,salts Thrf, Quinolon)	104.685	104.685	2.718.725	2.718.725
2942000000	Oth Organic Compounds.	61.358	61.358	1.154.290	1.154.290
3001200000	Extracts Of Glands Or Oth Organs Or Of Their Secretions	39.914	39.914	193.963	193.963
3002102000	Antisera & Modified Immunological Prods With Or Not Obtain	401	401	51.474	51.474
3002109000	Oth Antisera & Blood Fractions & Modif Immunological Prods	21.971	21.971	1.604.559	1.604.559
3002202000	Pertusis, Measles, Meningitis A/c & Poliovaccine	3.209	3.209	497.903	497.903
3002209010	Hepatitis Vaccine	155	155	19.602	19.602
3002209090	Oth Vaccine For Human Medicine	588	588	229.474	229.474
3002300000	Vaccines For Veterinary Medicine	40.287	40.287	1.561.920	1.561.920
3002900000	Oth Human Blood; Animal Blood Prep For Therapeutic	21.885	21.885	607.291	607.291
3003200000	Medicaments Cont Oth Antibiotics	27.759	27.759	132.921	132.921
3003390000	Oth Medicaments Cont Hormones Or Oth Prod. - For Retai Sale	4.080	4.080	79.023	79.023
3003400090	Oth Medicaments Cont Alkaloids Or Derivated Thrf But Not Cont Hormones	48	48	32.886	32.886
3003900000	Oth Medicaments Cont >=2 Constituent	7.892	7.892	740.182	740.182
3004102900	Medicam Cont Oth Streptomycins Or Therderivat Other Than Ointment	1.334	1.334	87.477	87.477
3004207900	Medicam Cont Chloramphenicol Or Drv Other For Taking Oralling Or Ointment	30.044	30.044	251.001	251.001
3004209100	Medicam Cont Linc, Sulf,iso,pyr Or Drv Thereof For Taking Orally	2.436	2.436	307.236	307.236
3004209900	Medicam Cont Gentamycins Or Drv Thereof For Injection	27.283	27.283	381.485	381.485
3004310000	Medicam Cont Insulin-but Not Cont Antibiotics	2.031	2.031	200.277	200.277
3004324000	Containing Hydrocortisone Sodium Succinate Or Fluocinolone Aceton	113	113	39.816	39.816
3004329000	Medic Cont Oth Corticosteroid Hormone	1.071	1.071	146.131	146.131
3004390000	Oth Medicam Cont Hormon, Adrenalin, Oth Prod Of Hd 29.37, Not Cont Insuline	203.218	203.218	684.154	684.154
3004409090	Medicaments Cont Morphine Or Its Drv, Not For Taking Orally	1.102	1.102	39.278	39.278
3004508900	Medicam Cont Oth B Complex Vitamin	2.622	2.622	161.719	161.719
3004509000	Oth Medicaments Cont Vitamins Or Oth Prods Of Heading 29.36	49.574	49.574	589.000	589.000
3004901000	Specialised Medicines For Cancer, Aids Or Oth Intractable Diseases	2.397	2.397	856.636	856.636
3004903000	Antiseptics	3.156	3.156	53.300	53.300
3004904900	Oth Anaesthetics Cont Ketaminlidocain	115	115	120.369	120.369
3004905900	Oth Analgesics, Antipyretics & Med Cont Chlorp Maleat,diclof, Tramadol	5.766	5.766	53.099	53.099
3004909100	Oth Medicam Put Up In Measur Doses- Cont Sulpiride(inn),cimetidine,rantidin	4.846	4.846	204.224	204.224
3004909200	Oth Medicam Put Up In Measur Doses- Cont Piroxicam(inn) Or Ibuprofen(inn)	30.085	30.085	118.671	118.671
3004909910	Oth Medicam Put Up In Measur Doses- Doses Cont Phenobarbital,	167	167	22.245	22.245
3004909990	Oth Infusion Fluids; Nutritional Or Electrolytic Solutions	168.785	168.785	8.441.591	8.441.591
3005101000	Adhesive Dressing & Oth Articles Cover Impregnant W/ Pharmaceutical Substc	8.262	8.262	103.521	103.521
3005109000	Oth Adhesive Dressings & Oth Articles Having An Adhesive Layer	12.519	12.519	210.824	210.824
3005901000	Bandages	669	669	17.137	17.137
3005902000	Gauze	5.872	5.872	22.377	22.377
3005909000	Oth Wadding, Impregnat/coated With Pharmaceutic Subst Or Put Up In Forms	10.394	10.394	209.264	209.264

I.3. IMPOR MENURUT KOMODITI / IMPORT BY HS COMMODITY

*** JANUARI / JANUARY 2009 ***

H S	Uraian Komoditi Commodity Description	Berat Bersih / Net Weight (Kg)		Nilai / Value C.I.F (US\$)	
		Bulan ini Current Month	Kumulatif Cum.Jan. to date	Bulan ini Current Month	Kumulatif Cum.Jan. to date
3006109000	Sterile Surgical Catgut,similar Sterile Suture Matt & Sterile Tissue	5.784	5.784	395.793	395.793
3006200000	Blood-grouping Reagents	1.563	1.563	183.888	183.888
3006303000	Oth Microbial Diagnostic Reagents	78	78	222	222
3006309000	Oth Opacifyng Prep For X-ray Exam, Diagnostic Reagents Design To Be	62.128	62.128	131.199	131.199
3006401000	Dental Cements & Oth Dental Fillings	724	724	29.879	29.879
3006402000	Bone Reconstruc Cements	35	35	1.949	1.949
3006500000	First-aid Boxes & Kits	2.476	2.476	31.404	31.404
3006600000	Chemical Contraceptive Prep Based On Hormones	12.351	12.351	328.034	328.034
3006700000	Gel Prep Designed To Be Used In Human Or Vet Medic For Parts Of The Body	12.044	12.044	70.729	70.729
3006910000	Appliances Identifiable For Ostomy Use	64	64	4.455	4.455
3006920000	Waste Pharmaceuticals	1	1	9	9
3101001100	Supplement Fertilizers In Liquid Form, Not Chemical Treat-of Solely Vegetable	21.449	21.449	13.799	13.799
3101001900	Oth Thn Supplemnt Fertiliz In Liquid Form,not Chemical Treat Solely Vegetable	320.000	320.000	55.904	55.904
3101009100	Oth Animal Or Vegetable Fertilisers, Supplement Fertilizers In Liquid Form	3.810	3.810	13.500	13.500
3102100000	Urea, With Or Not In Aqueous Solution	16.600.102	16.600.102	5.230.947	5.230.947
3102210000	Ammonium Sulphate	1.695.597	1.695.597	724.831	724.831
3102290000	Oth Double Salts & Mix Of Ammonium Sulphate & Ammonium Nitrate	4.309	4.309	2.938	2.938
3102300000	Ammonium Nitrate, With Or Not In Aqueous Solutions	21.275.340	21.275.340	14.760.796	14.760.796
3102400000	Mixt Of Ammonium Nitrate With Calcium Carbonate Or Oth Inorganic Non-fertilis	37.499	37.499	63.311	63.311
3102500000	Sodium Nitrate	558.250	558.250	386.547	386.547
3102900000	Oth Mineral Or Chem Fertilisers, Nitrogenous Inc Mixt	40	40	923	923
3103109000	Other Suerphosphates	416.000	416.000	166.400	166.400
3103909000	Oth Mineral Or Chemical Fertilisers, Phospatic	7.471.000	7.471.000	1.589.910	1.589.910
3104200000	Potassium Chloride	8.165.131	8.165.131	6.964.163	6.964.163
3104300000	Potassium Sulphate	104	104	1.592	1.592
3105100000	Mineral Or Chemic Fertilisers,tablet Or Similar Forms-pack Of A Weight < 10kg	505	505	7.031	7.031
3105200000	Mineral Or Chemical Fertiliser Cont The Elements Nitro,phosphor & Potassium	2.038.624	2.038.624	1.282.350	1.282.350
3105300000	Diammonium Hydrogenorthophosphate (diammonium Phosphate)	25.243	25.243	29.313	29.313
3105400000	Ammonium Dihydrogenorthophosphate (monoammonium Phosphate)	484.084	484.084	607.980	607.980
3105510000	Oth Mineral Or Chemical Fertilisers Cont Nitrates & Phosphates	916	916	11.040	11.040
3105590000	Oth Mineral Or Chemical Fertilisers Cont Nitrogen & Phosphorus	247.651	247.651	125.483	125.483
3105900000	Oth Mineral Or Chemical Fertilisers, In Tablets Or In Pack < 10kg	2.112	2.112	4.200	4.200
3201100000	Quebracho Extract	7.250	7.250	41.183	41.183
3201200000	Wattle Extract	60.000	60.000	65.000	65.000
3201909000	Oth Tanning Extract Of Vegetable Origin Tannis & Their Salts, Esters & Oth Drv	44.864	44.864	26.051	26.051
3202100000	Synthetic Organic Tanning Substances	285.086	285.086	227.460	227.460
3202900000	Oth Inorgan Tanning Subst;tanning Prep With Or Not Cont Natural Tanning	238.761	238.761	386.880	386.880
3203001000	Coloring Matter Of Vegetable Or Animal Suitable For Use In Food Or Drink	7.994	7.994	34.476	34.476
3203009000	Oth Coloring Matter Of Vegetable Or Animal Not Suitable For Use In Food	2.144	2.144	161.391	161.391
3204111000	Disperse Dyes Crude & Prep Based & Preparat Based Thereon, Crude	273.808	273.808	776.681	776.681
3204119000	Other Disperse Dyes And Preparation Based Theron	280.356	280.356	1.259.217	1.259.217
3204121000	Aciddyes Whether Or Not Premetalised	9.750	9.750	72.831	72.831
3204129000	Oth Acid Dyes Whether Or Not Premetal Lised & Preparation Based Thereon	9.168	9.168	43.946	43.946
3204130000	Basic Dyes & Preparat Based Thereon	2.655	2.655	34.893	34.893
3204140000	Direct Dyes & Preparat Based Thereon	264.949	264.949	1.201.517	1.201.517
3204150000	Vat Dyes (incl Those Usable In That State Pigments) & Prep Based Thereon	64.875	64.875	186.320	186.320
3204160000	Reactive Dyes & Preparations Based Thereof	237.379	237.379	1.154.990	1.154.990
3204170010	Synthet Organ Pigment In Powder Form	306.995	306.995	2.066.856	2.066.856
3204170090	Other Pigments & Preparat Based Thereon	352.846	352.846	1.463.411	1.463.411
3204190000	Oth Synthetic Organic Coloring Matter, Incl Mix Of Coloring	147.816	147.816	515.849	515.849
3204200000	Synthetic Organic Prods Of A Kind Used As Fluorescent Brightening Agent	423.252	423.252	1.485.763	1.485.763
3204900000	Oth Synthetic Organic Coloring, Matter, W/ Or Not Chemically Defined	95.146	95.146	311.647	311.647
3205000000	Color Lakes; Preparat As Specified In Based On Color Lakes	98.893	98.893	152.493	152.493
3206111000	Pigment Base On Titanium Dioxide Cont Weight >= 80 %, On Dry Matter	1.577.066	1.577.066	3.470.096	3.470.096
3206119000	Preparate Base On Titanium Dioxide, Cont Weight >= 80 %, On Dry Matter	15.670	15.670	42.343	42.343
3206191000	Pigment Base On Titanium Dioxide Cont Weight < 80 %, On Dry Matter	26.533	26.533	94.303	94.303
3206199000	Preparate Base On Titanium Dioxide, Cont Weight < 80 %, On Dry Matter	18.455	18.455	189.752	189.752
3206201000	Chrome Yellow,chrome Green,molybdat Orange/red Base On Chromium Comp	7.842	7.842	30.210	30.210
3206209000	Oth Pigments & Prep Based On Chromium Compounds	10.484	10.484	34.598	34.598
3206411000	Preparations Of Inorganic Pigments Ultramine Pre Based Thereon	25	25	1.193	1.193
3206419000	Oth Ultramarine & Preparations Based Thereon	103.423	103.423	163.160	163.160
3206421000	Prep Of Inorganic Pigments- Litophone Based On Sulphide	60.000	60.000	36.000	36.000
3206429000	Oth Litophone & Oth Pigments & Prep Based On Sulphide	25.096	25.096	18.852	18.852
3206491000	Prep Of Inorganic Pigment Based On Oth Hexacyanoferrat	60.584	60.584	237.670	237.670
3206499000	Oth Pigment & Prep Based On Hexacyano Ferrates/ferrocyanides &	146.932	146.932	716.730	716.730
3206501000	Prep Of Inorganic Pigment Of A Kind Used Luminophores	1.899	1.899	73.470	73.470
3206509000	Oth Inorganic Prods Of A Kind Used As Luminophores	59.643	59.643	107.589	107.589
3207100000	Prepared Pigments, Prep Opacifiers Prep Colors & Similar Prep	377.931	377.931	1.216.271	1.216.271
3207201000	Enamel Frits	529.521	529.521	359.782	359.782
3207209000	Oth Vitrifiable Enamels & Glazes, Engobe (slips) Similar Prep	719.335	719.335	439.615	439.615
3207300000	Liquid Lustres & Similar Preparations	84.305	84.305	140.257	140.257
3207400000	Glass Frit & Oth Glass, In The Form Of Powder Granules Or Flakes	7.373.224	7.373.224	4.021.668	4.021.668
3208101100	Varnishes>100-c Hr,based On Polyester For Dental Use, Dispersed In A Non	77.577	77.577	251.514	251.514
3208101900	Oth Varnishes Based On Polyesters <100-c Hr,disper In A Nonaqueous	129.432	129.432	262.769	262.769
3208109000	Other Paints & Varnishe (incl Enamels & Lacquers Polyester Dispers, Non	251.993	251.993	1.060.842	1.060.842
3208204000	Anti-fouling/anti-corrosive Paints For Ships Hull Base On Acrylic/vinyl Polymer	317.918	317.918	1.122.149	1.122.149
3208209000	Other Paints & Varnishes (incl Enamels& Lacquers) Based On Acrylic/vinyl	237.205	237.205	1.046.012	1.046.012
3208901100	Varnishes (incl.lacquers),exceed >=100c Heat-resistant Used In Dentistry	41.278	41.278	216.188	216.188

I.3. IMPOR MENURUT KOMODITI / IMPORT BY HS COMMODITY

*** JANUARI / JANUARY 2009 ***

H S	Uraian Komoditi Commodity Description	Berat Bersih / Net Weight (Kg)		Nilai / Value C.I.F (US\$)	
		Bulan ini Current Month	Kumulatif Cum.Jan. to date	Bulan ini Current Month	Kumulatif Cum.Jan. to date
3208901900	Varnishes (incl.lacquers),exceed >=100c Heat-resistant Used In Oth Than	73.199	73.199	639.620	639.620
3208902900	Varnishes (incl.lacquers),exceed <100c Heat-resistant Used In Oth Than	201.954	201.954	788.823	788.823
3208909000	Oth Paints & Varnishes Dispersin A Nonaqueous	430.901	430.901	1.930.933	1.930.933
3209101000	Varnishes(inc Lacquer)>100c Hr-acrylic Vinyl Polymer, Dispers In A Aqueous	46.469	46.469	179.919	179.919
3209104000	Leather Paints-based On Acrylic Or Vinyl Polymers Dispers In A Aqueous	30	30	60	60
3209105000	Anti-fouling/corrosive Paints For Ships Hulls-acrylic/vynil Polymers	38.327	38.327	123.813	123.813
3209109000	Oth Paints & Varnishes Dispers A Aqueous Medium	231.967	231.967	444.598	444.598
3209900000	Oth Paints Based On Others Varnishes Dispers In A Aqueous Medium	352.480	352.480	871.844	871.844
3210001100	Varnishes (incl Lacquers) > =100c Hr Of A Kind Used For Finishing Leather	13.107	13.107	45.161	45.161
3210001900	Varnishes (incl Lacquers) < 100c Hr Of A Kind Used For Finishing Leather	20.285	20.285	30.992	30.992
3210003000	Prepared Water Pigments Of A Kind Used For Finishing Leather	57.232	57.232	138.342	138.342
3210005000	Polyurethane Tar Coating Of A Kind Used For Finishing Leather	26.230	26.230	105.455	105.455
3210009000	Other Paints & Varnishes Of A Kind Used For Finishing Leather	152.091	152.091	470.160	470.160
3211000000	Prepared Driers	24.077	24.077	100.129	100.129
3212100000	Stamping Foils	81.019	81.019	244.378	244.378
3212901100	Aluminium Paste	123.398	123.398	491.497	491.497
3212901200	Oth Pigments (incl Metallic Powder & Flakes),for Leather-dispers,non Aqueous	47.281	47.281	146.086	146.086
3212901900	Oth Pigments (incl Metallic Powder & Flakes), Dispers In Non-aqueous Media	60.345	60.345	318.476	318.476
3212902900	Oth Dyes Or Oth Coloring Matter In Forms Or Pack For Retail Sale	12.563	12.563	108.160	108.160
3213100000	Colors In Set, In Tablet, Tubes, Jars, Bottles, Pans Or In Similar Forms/pack	7.863	7.863	63.438	63.438
3213900000	Oth Artist, Students Or Signboard, In Tablet,tubes,jars,bottles, Pans Or Other	6.957	6.957	19.691	19.691
3214100000	Glaziers Putty, Grafting Putty, Cements Caulking Compound	97.702	97.702	380.858	380.858
3214900000	Oth Painters Fillings; Non-refractory Surfacing Preparat For Facades	499.986	499.986	607.257	607.257
3215111000	Printing Uv Curable Inks-black	155	155	1.901	1.901
3215119000	Printing Other Than Uv Curable Inks- Black	189.316	189.316	1.109.355	1.109.355
3215190000	Printing Inks, Other Than Black	419.698	419.698	3.676.956	3.676.956
3215901000	Carbon Mass For One Time Carbon Paper	16.649	16.649	85.934	85.934
3215906000	Drawing Ink And Writing Ink	9.509	9.509	105.846	105.846
3215909000	Oth Printing Ink, Writing/drawing Ink With Or Not Concentrated Or Solid	112.251	112.251	427.770	427.770
3301120000	Pharmaceutical Grade - Of Orange And Oth Essential Oils Of Orange	64.610	64.610	236.388	236.388
3301130000	Pharmaceutical Grade - Of Lemone And Oth Essential Oils Of Lemone	13.564	13.564	414.481	414.481
3301190000	Other Essential Oils Of Citrus Fruit	180.769	180.769	208.530	208.530
3301240000	Essential Oils - Of Peppermint (mentha Piperita)	9.171	9.171	451.386	451.386
3301250000	Pharmaceutical Grade - Of Oth Mints Oth Essential Oils Of Oth Mints	1.847	1.847	68.817	68.817
3301291100	Pharmaceutical Grade Of Lemon Grass Of Citronela, Cinnamon, Ginger,	2.200	2.200	13.970	13.970
3301291200	Pharmaceutical Grade Of Sandalwood	43.200	43.200	217.080	217.080
3301291900	Oth Pharmaceutical Grade-essential Oils Oth Than Those Of Citronella	122.402	122.402	609.673	609.673
3301299100	Oth Pharmaceutical Grade Of Lemon Grass Of Citronella, Cinnamon, Ginger	544	544	9.330	9.330
3301299900	Oth Essential Oils-oth Than Pharmaceutical Grade	31.434	31.434	477.369	477.369
3301300000	Resinoids	815	815	20.092	20.092
3301909000	Oth Essential Oils (terpeneless Or Not), Incl Concretes& Absolutes; Resinoids	6.294	6.294	117.831	117.831
3302101000	Odoriferous Alcoholic Prep For The Alcohol Beverages, Liquid Form	204	204	5.101	5.101
3302109000	Oth Mixed Of Odoriferous Of A Kind Used In The Food Or Drink Industries	93.159	93.159	1.026.927	1.026.927
3302900000	Oth Prep Based On Odoriferous Substances For The Manufacture Of	1.607.908	1.607.908	21.606.670	21.606.670
3303000000	Perfumes & Toilet Waters	35.204	35.204	554.207	554.207
3304100000	Lip Make-up Preparations	6.499	6.499	131.892	131.892
3304200000	Eye Make-up Preparations	3.724	3.724	85.477	85.477
3304300000	Manicure Or Pedicure Preparation	961	961	14.863	14.863
3304910000	Powders, Whether Or Not Compressed	8.711	8.711	113.441	113.441
3304991000	Face & Skin Creams & Lotions	147.249	147.249	1.327.175	1.327.175
3304992000	Anti-acne Creams	923	923	17.429	17.429
3304999000	Oth Beauty/make-up Prep & Prep For The Care Of The Skin (oth Than	108.377	108.377	896.840	896.840
3305100000	Anti-mycosis Shampoos & Other Shampoos	795.016	795.016	2.768.084	2.768.084
3305200000	Preparat For Permanent Waving Or Straigtening	1.679	1.679	10.466	10.466
3305300000	Hair Lacquers	9.763	9.763	15.242	15.242
3305900000	Others Preparations For Use On The Hair	166.637	166.637	571.650	571.650
3306101000	Prophylactic Pastes & Powders	104.783	104.783	695.614	695.614
3306109000	Others Dentifrices	2.034	2.034	5.919	5.919
3306200000	Yarn Used To Clean Between The Teeth (denital-floss)	197	197	5.170	5.170
3306900000	Oth Prep For Oral/dental Hygiene, Incl. Denture Fix-ative Pastes & Powder,retail	645	645	23.820	23.820
3307100000	Pre-shave, Shaving Or After-shave Preparations	4.171	4.171	15.154	15.154
3307200000	Personal Deodorants & Antiperspirants	98.088	98.088	626.477	626.477
3307300000	Perfumed Bath Salts & Oth Bath Preparations	557	557	4.751	4.751
3307410000	Oth Agarbatti & Oth Odoriferous Prep. Which Operate By Burning	365.980	365.980	221.901	221.901
3307491000	Room Perfuming Preparations	39.280	39.280	245.665	245.665
3307499000	Oth Prep For Perfuming Or Deodor Rooms, Incl Odoriferous Preparat Use	98.127	98.127	321.989	321.989
3307901000	Animal Toilet Preparations	8.996	8.996	24.713	24.713
3307902000	Contact Lens Solution	67.147	67.147	236.378	236.378
3307903000	Papers & Tissues, Impregnated Or Coated With Perfume Or Cosmetics	3.107	3.107	1.852	1.852
3307904000	Other Perfumery Or Cosmetics Including Depilatories	2.092	2.092	4.217	4.217
3307909000	Oth Pre-shave, Cosmetic Or Toilet Prep, Prep Rooms Deodorisers, W/ Or	1.317	1.317	4.696	4.696
3401111000	Soap, Organic Surface-active-for Toilet Use-medicated Prods	3.423	3.423	12.397	12.397
3401112000	Bath Soap	195.799	195.799	365.722	365.722
3401113000	Oth Toilet Use,of Felt Or Nonwovens, Im Pregnated,coat With Soap Or	6	6	6	6
3401119000	Oth Soap & Organic Surface For Toilet Use	22.829	22.829	26.333	26.333
3401191000	Oth Than For Toilet Use-felt/nonwovens Impregnated,coat With Soap Or	161	161	1.311	1.311
3401199000	Oth Soap & Organic Surface Other Than For Toilet Use	175	175	1.409	1.409
3401201000	Soap In Oth Form For Flotation Deinking Or Recycled Paper	319	319	5.625	5.625

I.3. IMPOR MENURUT KOMODITI / IMPORT BY HS COMMODITY

*** JANUARI / JANUARY 2009 ***

HS	Uraian Komoditi Commodity Description	Berat Bersih / Net Weight (Kg)		Nilai / Value C.I.F (US\$)	
		Bulan ini Current Month	Kumulatif Cum.Jan. to date	Bulan ini Current Month	Kumulatif Cum.Jan. to date
3401209000	Soap In Oth Forms, Other Than Chips	290.704	290.704	587.637	587.637
3401300000	Organic Surface-active Prods & Prep For Washing In The Liquid, Put For Ret	37.693	37.693	226.662	226.662
3402111000	Organic Surface-active Agents, With/not For Retail Sale; Sulphated Fatty	13.105	13.105	25.981	25.981
3402119000	Oth Anionic-organic Surface-active Agent With Or Not Put Up For Retail Sale	121.695	121.695	298.460	298.460
3402121000	Wetting Agents Used In The Manuf Of Herbiced-cationic	218.330	218.330	320.995	320.995
3402129000	Oth Cationic-organic Surface-active Agent With/not Put Up For Retail Sale	605.050	605.050	1.562.182	1.562.182
3402130000	Organic Surface-active Agents,with Or Not For Retail Sale; Non-ionic	929.332	929.332	2.111.807	2.111.807
3402190000	Oth Organic Surface-active Agents,with Or Not Up For Retail Sale	553.235	553.235	1.496.070	1.496.070
3402201100	Anionic Surface Active Prep. In Liquid Form-put Up For Retail Sale	7.518	7.518	23.621	23.621
3402201200	Anionic Washing Prep & Cleaning Prep. Incl Bleach Cleans.liquid Form, Retail	9.145	9.145	24.865	24.865
3402201300	Oth Surface Active Preparations- In Liquid Form, For Retail Sale	11.187	11.187	22.514	22.514
3402201900	Oth Wash Prep & Clean Prep,incl Bleach Cleans & Degreas Prep,liquid, Retail	86.299	86.299	315.047	315.047
3402209100	Anionic Surface Active Prep. Oth Than In Liquid Form-for Retail Sale	34.066	34.066	6.444	6.444
3402209200	Anionic Washing Prep & clean Prep, Incl Bleach,cleans-oth Than Liquid,retail	3.398	3.398	10.878	10.878
3402209300	Oth Surface Active Preparation-oth Than In Liquid-for Retail Sale	3.305	3.305	20.348	20.348
3402209900	Oth Wash Prep & Clean Prep,incl Bleach Cleans, Oth Than Liquid, Retail Sale	74.307	74.307	181.286	181.286
3402901100	Anionic Surface Active Preparat-liquid Not Put Up For Retail Sale	360.276	360.276	818.608	818.608
3402901200	Oth Anionic Wash Prep & Clean Prep, Incl Bleach,liquid,not For Retail Sale	6.272	6.272	25.023	25.023
3402901300	Anionic Washing Prep.or Cleaning Incl.bleaching, Cleansing Or Degreasing	102.184	102.184	201.863	201.863
3402901400	Oth Organic Surface Active In Liquid Form, Wetting Agents	13.842	13.842	42.482	42.482
3402901500	Oth Organic Surface Active In Liquid Form, Not Wetting Agents	119.438	119.438	358.527	358.527
3402901900	Oth Wash Prep & Clean Prep,incl Bleach Cleans, In Liquid-not For Retail Sale	262.613	262.613	668.630	668.630
3402909200	Anionic Wash Prep & Clean Prep,incl Bleach,cleans-not Liquid-not Retail	33.902	33.902	54.918	54.918
3402909300	Anionic Surface-active Prep,not Liquid Form Not For Retail Sale	225.184	225.184	251.886	251.886
3402909400	Anionic Surface-active Prep, Not Liquid Form, Wetting Agents Not For Retail	308	308	4.116	4.116
3402909500	Anionic Surface-active Prep, Not Liquid Form,not Wett Agents Not For Retail	263.580	263.580	483.383	483.383
3402909900	Oth Wash/lean Prep,incl Bleach Cleans Oth Than Liquid-not For Retail Sale	230.272	230.272	473.551	473.551
3403111100	Liquid Lubricating Oil Prep, For Treatm Of Textile,or Oth Materials, Cont Petrol	729	729	11.469	11.469
3403111900	Oth Liquid Preprtion For The Treatment Textile Or Oth Materials, Cont	15.618	15.618	45.128	45.128
3403119000	Oth Prepar For The Treatment Of Textile Materials,oth Than Liquid,cont	14.501	14.501	81.280	81.280
3403191100	Liquid Oil For Aircraft Engine Cont. Petroils/oils Obtain. Bituminous Mineral	1.050	1.050	14.180	14.180
3403191200	Other Liquid Prep Content Silicone Oil, Cont Petrole Oils,or Bituminous Mineral	5	5	597	597
3403191900	Other Liquid For Other Purposes Cont Petrol Oil Or Bituminous Mineral Oils	523.616	523.616	1.333.313	1.333.313
3403199000	Oth Lubricating Prep Cont Petroleum Oil	401.704	401.704	1.065.483	1.065.483
3403911100	Liquid Prep Cont Silicone Oil-for Treat Of Textile,or Oth Matt,not Cont Petrol	40.847	40.847	158.560	158.560
3403911900	Liquid Prep For Treatment Of Textile Mater,not Cont Petroleum Oil & Silicone	134.479	134.479	337.922	337.922
3403919000	Liquid Preparat For Treatment Of Textil Or The Materials, Not Cont Petroleum	326.315	326.315	889.711	889.711
3403991100	Liquid Oil For Aircraft Engine Not Cont Petroleum Oils Or Oils Obtain Bitumin	12.935	12.935	49.514	49.514
3403991200	Other Liquid Prep Content Silicone Oil Cont Petrol Oil,or Bituminous Mineral	9	9	2.067	2.067
3403991900	Other Liquid For Other Purpose Not Cont Petroleum Oil Or Bituminous Mineral	15.475	15.475	82.860	82.860
3403999000	Preparat For Treat Of Textile,leather Oth Mater,not Cont Petrol Oil,not Liquid	172.985	172.985	779.459	779.459
3404200000	Artificial Waxes & Prepared Waxes,of Poly(oxyethylene) (polyethylene Glycol)	173.596	173.596	316.350	316.350
3404900000	Oth Artificial Waxes & Prepared Waxes.	449.321	449.321	768.023	768.023
3405100000	Polishes, Creams & Similar Preparat For Wear Or Leather	8.881	8.881	51.369	51.369
3405200000	Polishes,creams & Similar Prep For The Maintenance Of Wooden Furniture	2.951	2.951	7.779	7.779
3405300000	Polishes & Similar Prep For Coachwork, Other Than Metal Polishes	13.880	13.880	23.589	23.589
3405401000	Abrasive Lapping & Honing,in The Form Of Flour,scouring Pastes & Powder	1.109	1.109	13.061	13.061
3405409000	Oth Scouring Pastes & Powders & Other Scouring Preparations	45.613	45.613	106.881	106.881
3405901000	Metal Polishers	37.049	37.049	40.578	40.578
3405909000	Oth Polishes & Cream, For Footwear, Furniture, Floors	34.052	34.052	110.089	110.089
3406000000	Candles, Tapers & The Like.	74.596	74.596	92.698	92.698
3407001000	Modelling Pastes, Incl Those Put Up For Childrens Amusement	1.885	1.885	24.997	24.997
3407003000	Other Preparations For Use In Dentistry, With A Basis Of Plaster (of Calcined	27	27	678	678
3501100000	Casein	380.816	380.816	3.510.406	3.510.406
3502110000	Egg Albumin - Dried	5.089	5.089	25.694	25.694
3502190000	Egg Albumin - Oth Than Dried	155	155	1.632	1.632
3502200000	Milk Albumin,incl Concentrates Of >= 2 Whey Proteins	43.686	43.686	337.818	337.818
3502900000	Oth Egg Albumin	2.748	2.748	26.030	26.030
3503001000	Glues Of Animal Origin	28.232	28.232	68.016	68.016
3503002000	Gelatin In Powder Form With Bloating Level A-250 Or B-230 Or More	72.000	72.000	132.000	132.000
3503009000	Oth Gelatin Derivatives,isinglass,other Glue Of Animal Origin,excl Casein Glues	179.507	179.507	888.011	888.011
3504000000	Peptones And Their Derivatives, Other Protein Substances And Their	251.528	251.528	864.294	864.294
3505101000	Dextrins, Soluble Or Roasted Starches	937.613	937.613	671.805	671.805
3505109000	Oth Dextrins & Oth Modified Starches	3.333.509	3.333.509	3.072.775	3.072.775
3505200000	Glues Based On Starches/dextrins	202.119	202.119	480.335	480.335
3506100000	Prods Suitable For Use As Glues/adhesive For Ret Sale As Glues/adhesives <	184.762	184.762	1.358.832	1.358.832
3506910000	Adhesives Based On Polymers Of Heading 39.01 To 39.13 Or On Rubber	1.076.179	1.076.179	2.662.852	2.662.852
3506990000	Oth Prepared Glues & Oth Prepared Adhesives, Nes	925.953	925.953	4.137.439	4.137.439
3507100000	Rennet & Concentrates Thereof	128	128	7.861	7.861
3507900000	Oth Enzymes; Prepared Enzymes Nes Or Include	164.720	164.720	852.238	852.238
3601000000	Propellent Powders	39	39	1.437	1.437
3602000000	Prepared Explosive, Oth Than Propellent Powders	3.041	3.041	244.877	244.877
3603009000	Oth Safety Fuses, Detonat Fuses, Percus Sion Detonat Caps,igniters,electric	58.974	58.974	1.312.578	1.312.578
3604100000	Firecrackers And Other Fireworks	243.198	243.198	188.688	188.688
3604901000	Distress Signal Equipment	305	305	1.273	1.273
3606100000	Liquid/liquified-gas Fuel In Containers Used For Filling Or Refilling <= 300 Cm	2	2	9	9
3606901000	Solid Or Semi-solid Fuels, Solidified Alcohol & Oth Similar Prepared Fuels	24	24	1.223	1.223
3606902000	Lighter Flints	95	95	95	95

I.3. IMPOR MENURUT KOMODITI / IMPORT BY HS COMMODITY

*** JANUARI / JANUARY 2009 ***

HS	Uraian Komoditi Commodity Description	Berat Bersih / Net Weight (Kg)		Nilai / Value C.I.F (US\$)	
		Bulan ini Current Month	Kumulatif Cum.Jan. to date	Bulan ini Current Month	Kumulatif Cum.Jan. to date
3606903000	Oth Ferro-cerium & Oth Pyrophoric Alloy In All Forms	1	1	5	5
3606904000	Resin Torches, Firelighters & The Like	20	20	96	96
3606909000	Oth Articles Of Combustible Material As Specified Note 2 To This Chapter.	79	79	25.678	25.678
3701100000	Photographic Plates & Film In The Flat For X-ray	37.954	37.954	472.937	472.937
3701200000	Instant Print Film	259	259	345	345
3701300000	Oth Plates & Film, With Any Side>255 Mm Specially For Printing Industri	290.225	290.225	1.378.206	1.378.206
3701990000	Oth Plats &film Photogrhap(polychrome) Specially Manuf For Printing Indust	69.646	69.646	159.991	159.991
3702100000	Film For X-ray	1.313	1.313	51.720	51.720
3702310000	Oth Film,without Perforat,of Width Not Exceed 105 Mm For	1.913	1.913	64.778	64.778
3702324000	Instant Print Film In Bands Of Width >= 16 Mm & Length >=120m	85	85	1.372	1.372
3702399000	Oth Film Without Perforations Of A Width < 105 Mm	37	37	1.890	1.890
3702435000	Film, Width > 610mm, Length < 200m Specially Prepared For Medical Service	5.621	5.621	73.615	73.615
3702439000	Oth Film For Color Photo16mm<width<35mm, Length<30m, Oth Than For	9.219	9.219	108.905	108.905
3702445000	Film, 105mm< Width<610mm, Specially Prepared For Medical Service	6.313	6.313	74.647	74.647
3702449000	Oth Film, 105mm < Width < 610 Mm & Length < 120m	13.724	13.724	77.919	77.919
3702549000	Oth Film For Color Photo16mm<width<35mm, Length<30m, Oth Than For	5.759	5.759	17.206	17.206
3702559000	Oth Film 16mm< Width<35mm, Length> 30m For Color Photography	4.681	4.681	175.790	175.790
3702565000	Film Width>35mm,for Color Photography Specially Prepared For Medical	85	85	2.344	2.344
3703100000	Photographic Paper, Paperboard&textil, Unexposed, Rolls,width Of 610-	83	83	1.080	1.080
3703200000	Oth Photograph Paper, Sensitis, Unex- Posed For Color Photography	49.442	49.442	93.577	93.577
3703900000	Oth Photograph Paper, Paperboard & Text Sensitised, Unexposed.	153.640	153.640	396.141	396.141
3704001000	Plate & Film For X-ray,unexposed But Not Developed	16	16	787	787
3704009000	Oth Photograph Plates,film,paper,paper- Board & Textiles,expos But Not	36.633	36.633	64.097	64.097
3705100000	Photograph Plates & Film, Exposed & Developed,for Offset Reproduc	22.019	22.019	15.461	15.461
3705901000	Photograph Plates & Film, Exposed & Developed,for X-ray	2	2	855	855
3705902000	Microfilms, Exposed And Developed	737	737	3.124	3.124
3705909000	Oth Photograph Plates & Film,expos & Developed,oth Than Cinematographic	1.060	1.060	5.890	5.890
3706101000	Newsreels,travelogues,technical & Scien- Tic Film	3.133	3.133	234.744	234.744
3706109000	Oth Cinematograph Film, Expos & Deve- Loped Of A Width >= 35 Mm	369	369	8.395	8.395
3706909000	Oth Cinematgrphic Film,expos & Develop With Or Not Incorporating Soundtrack	92	92	120	120
3707100000	Sensitising Emulsion,for Photo Use (oth Than Varnishes, Glues,	1.380	1.380	12.009	12.009
3707909000	Oth Chemical Prep For Photographic Uses, Put In Measur Portions, Ready For	251.638	251.638	759.241	759.241
3801100000	Artificial Graphit,in The Form Of Paste Blocks,plates Or Oth Semimanufact	63.614	63.614	304.853	304.853
3801200000	Colloidal/semi-colloidal Graphite, In Pastes,blocks,plates Or Oth Semimanufac	510	510	11.250	11.250
3801300000	Carbonaceous Pastes For Electrodes & Similar Paste & For Furnace Linings	518.712	518.712	626.966	626.966
3801900000	Oth Artificial Graphit;colloidal Or Semi Graphite,pastes, Blocks Or Plates	8.150	8.150	58.676	58.676
3802100000	Activated Carbon, Including Spent Animal Black	245.123	245.123	399.483	399.483
3802902000	Activated Clays & Activated Earth, Incl Spent Animal Black	44.808	44.808	21.076	21.076
3802909000	Oth Activat Natural Mineral Prod,animal Black Include Spent Animal Black	530.559	530.559	395.980	395.980
3803000000	Tall Oil, Whether Or Not Refined.	58.346	58.346	99.581	99.581
3804001000	Concentrated Sulphite Lye	2.605	2.605	11.912	11.912
3804009000	Oth Residual Lyes From Woodpulp With Or Not Concentrat,desugar Or	320.347	320.347	906.615	906.615
3805100000	Gum, Wood Or Sulphate Turpentine Oils	10.976	10.976	15.381	15.381
3805900000	Oth Terpenic Oil Produc By The Distillat Of Coniferous Wood & Oth Crude	68.410	68.410	174.628	174.628
3806100000	Rosin & Resin Acids	10.686	10.686	24.089	24.089
3806200000	Salt Of Rosin,of Resin Acid, Of Drv Or Resin Acid,oth Than Salt Of Rosin Addict	75	75	1.018	1.018
3806301000	Ester Gums - In Blocks	250	250	2.926	2.926
3806309000	Ester Gums - In Oth Forms	76.893	76.893	97.711	97.711
3806909000	Oth Derivates Rosin & Resin Acids Thereof	101.183	101.183	175.302	175.302
3807000000	Wood Creosote	800	800	3.213	3.213
3808501100	Intermediate Preparations For The Manufacture Of Insecticides,subhd Note 1	239.267	239.267	1.609.114	1.609.114
3808501200	Insectisides In The Form Of Mosquito Coils/mosquito Coil Powder, Subhd Note	4.565	4.565	14.063	14.063
3808501900	Insecticides, In Oth Form, Subhd Note 1	114.708	114.708	275.893	275.893
3808502000	Fungicides, Subhd Note 1	220.587	220.587	1.298.676	1.298.676
3808503000	Herbicides, Anti-sprouting Products And Plant-growth Regulators, Subhd Note 1	199.846	199.846	818.268	818.268
3808504000	Disinfectants, Subhd Note 1	6.424	6.424	42.157	42.157
3808509100	Wood Preserv, Being Prep Oth Than Sur Face Coat,cont Insect/fungi Subhd	3.543	3.543	12.025	12.025
3808509900	Oth Disinfect,smlar Product,put Up In Form/pack For Retl Sale, Subhd 1	2.236	2.236	49.225	49.225
3808911000	Intermediate Preparation For The Mnfact Of Insecticides, Not Subhd Note 1	136.626	136.626	1.920.654	1.920.654
3808912000	Insectiside In The Form Of Mosquito Coil /mosquito Coil Powder, Not Subhd	27.599	27.599	55.274	55.274
3808919000	Insecticides, In Oth Form, Not Subhd Note 1	96.713	96.713	977.337	977.337
3808920000	Fungicides, Not Subhd Note 1	189.048	189.048	956.587	956.587
3808930000	Herbicides, Anti-sprouting Products And Plant-growth Regulator, Not Subhd	457.686	457.686	915.897	915.897
3808940000	Disinfectants, Not Subhd Note 1	11.991	11.991	62.685	62.685
3808991000	Wood Preserv,being Prep Oth Than Surface Coat,cont Insect/fungi Not Subhd	25	25	3.000	3.000
3808999000	Oth Disinfect,smlar Product, Put Up In Form/pack For Retl Sale,not Subhd Note	7.291	7.291	31.830	31.830
3809100000	Oth Finish Agent,dye Carriers To Accele With A Basis Of Amylaceous	157.365	157.365	172.789	172.789
3809910000	Oth Finish Agent,dye Carriers To Accele Kind Used In The Textile Or Like Indust	917.541	917.541	2.047.839	2.047.839
3809920000	Oth Finish Agent,dye Carriers To Accele Kind Used In The Paper Or Like Indust	893.323	893.323	1.590.134	1.590.134
3809930000	Oth Finish Agent,dye Carriers To Accele Kind Used In The Leather Or Like	269.884	269.884	626.819	626.819
3810100000	Pickling Prep For Metal Surf,ac, Soldering, Brazing, Welding Powders	727.703	727.703	1.831.422	1.831.422
3810900000	Other Prep Of A Kind Used As Cores Or Coating For Weld Electrodes Or Rods	333.903	333.903	802.389	802.389
3811100000	Anti-knock Preparation, Based On Lead Based On Lead Compound	1.217	1.217	6.565	6.565
3811190000	Oth Anti-knock Preparations	51.629	51.629	243.516	243.516
3811211000	Additive For Lubricat Oils,cont Petrol Oil & Oil Obtain From Bitumin,retail	10.215	10.215	20.563	20.563
3811219000	Additive For Lubricat Oils,cont Petrol Oil & Oil Obtain From Bitumin,not Retail	3.852.970	3.852.970	12.555.688	12.555.688
3811290000	Oth Additive For Lubricat Oils,cont Petrol Oil & Oil Obtain From Otmn Minera	162.869	162.869	532.329	532.329
3811901000	Anti Knock Prep., Rust Preventativ & Corrosion Inhibitors	64.421	64.421	314.473	314.473

I.3. IMPOR MENURUT KOMODITI / IMPORT BY HS COMMODITY

*** JANUARI / JANUARY 2009 ***

H S	Uraian Komoditi Commodity Description	Berat Bersih / Net Weight (Kg)		Nilai / Value C.I.F (US\$)	
		Bulan ini Current Month	Kumulatif Cum.Jan. to date	Bulan ini Current Month	Kumulatif Cum.Jan. to date
3811909000	Oth Anti-knock Prep.,for Mineral Oil Liquid Used As Mineral Oils	364.206	364.206	1.436.437	1.436.437
3812100000	Prepared Rubber Accelerators	343.971	343.971	1.086.877	1.086.877
3812200000	Compound Plasticisers For Rubber Or Plastics	94.763	94.763	199.470	199.470
3812301000	White Carbon	81.302	81.302	187.318	187.318
3812309000	Oth Anti Oxidising Prep & Oth Compound Stabilisers For Rubber Or Plastics	856.430	856.430	2.142.226	2.142.226
3813000000	Prep. & Charge For Fire-extinguisher Charged Fire-extinguishing Grenades	207.380	207.380	184.146	184.146
3814000000	Organic Composite Solvents & Thinners, Prepared Paint Or Varnish Removers	444.800	444.800	1.257.476	1.257.476
3815110000	Supported Catalyst,with Nickel/nickel Compounds As The Active Substance	28.601	28.601	278.958	278.958
3815120000	Supported Catalyst, With Precious Metal Compounds As The Active Substance	18.736	18.736	179.384	179.384
3815190000	Oth Supported Catalysts	773.136	773.136	4.246.412	4.246.412
3815900000	Oth Reaction Initiators, reaction Accele Rators Catalytic Prep, nes Or Inclcd	1.441.672	1.441.672	5.974.858	5.974.858
3816001000	Refractory Cements, Mortars, Concretes	816.101	816.101	339.447	339.447
3816009000	Oth Refractory Cements, Mortars, Concret	594.222	594.222	550.704	550.704
3817000000	Mixed Alkylbenzenes & Mixed Alkyl Naphthalanes Oth Than Head 2707 Or	2.100.068	2.100.068	4.720.014	4.720.014
3818000000	Wafers/discs With Silicon Content	9.307	9.307	188.132	188.132
3819000000	Hyd Brake Fluids&oth For Hyd Trnsmssion Whether Or Not Cont<70% Weight	92.224	92.224	273.336	273.336
3820000000	Anti-freezing Preparations & Prepared And Prepared De-icing Fluids	20.243	20.243	70.771	70.771
3821001000	Prepared Culture Media For Development	10.083	10.083	161.368	161.368
3821009000	Oth Prepared Culture Media For Development	10.720	10.720	87.772	87.772
3822001000	Plate, sheet, film, Foil&strip Of Plastic Impreghtd/coated With Diag. Reagents	2.308	2.308	275.080	275.080
3822002000	Paperboard, cellulose Wadding&web Fibre Impreghtd/coated With Diag.	15.387	15.387	122.379	122.379
3822003000	Sterilisation Indicator Strips & Tapes Oth Thn Heading 3002 Or 3006	838	838	5.425	5.425
3822009000	Oth Diagnostic/lab Reagents & Prepared Whether Or Not Head 30.02 Or 30.06	135.630	135.630	1.844.365	1.844.365
3823110000	Stearic Acids	318.400	318.400	412.674	412.674
3823130000	Tall Oils Fatty Acids	211.889	211.889	211.222	211.222
3823191000	Acids Oil From Refining	282	282	2.933	2.933
3823199000	Oth Industrial Monocarboxylic Fatty Acid	239.447	239.447	683.436	683.436
3823701000	Industry Fatty Alcohols In The Form Of Wax	166	166	228	228
3823709000	Oth Industry Fatty Alcohols In The Form Of Wax	1.641.961	1.641.961	1.639.378	1.639.378
3824100000	Prepared Binders For Foundry Moulds Or Core	64.155	64.155	156.408	156.408
3824400000	Prepared Additives For Cements, Mortars Or Concretes	1.268.787	1.268.787	3.863.826	3.863.826
3824500000	Non-refractory Mortars & Concretes	37.495	37.495	6.782	6.782
3824600000	Sorbitol Oth Than That Of Subheading 2905.44	31.065	31.065	20.791	20.791
3824770000	Mix Cont Halogenated, Drv Methane, ethane Cont Bromomethane Or	6	6	1.450	1.450
3824790000	Other Mix Cont Halogenated, Drv Methane, Ethane	20.126	20.126	66.813	66.813
3824820000	Mix & Preparation Containing Pbbs, Pcbs , Pcts	6	6	1.399	1.399
3824901000	Ink Removers, stencil Correctors&oth, Corrector Fluids In Package	39.848	39.848	239.081	239.081
3824902000	Mixtures Of Chemical, Of A Kind Used In Manufactured Of Foodstuff	142.016	142.016	481.761	481.761
3824903000	Copying Pastes With A Basis Of Gelatin Presented In Bulk/ready To Use	1	1	82	82
3824904000	Composite Inorganic Solvents	31.559	31.559	169.741	169.741
3824905000	Acetone Oil	1.213	1.213	71.186	71.186
3824906000	Preparations/mixtures Cont Monosodium Glutamate	22.398	22.398	143.085	143.085
3824909000	Oth Prods & Preparations Cont Cfc-11,12, 115, And Halon	3.009.062	3.009.062	7.711.044	7.711.044
3825900000	Oth Residual Prods Of The Chemical/ Allied Industry	2	2	100	100
3901103000	Polyethylene < 0.94 In Liquids Or Pastes	36.231	36.231	52.600	52.600
3901109010	Polymers Of Ethylene, In Granule Form	12.769.206	12.769.206	11.263.811	11.263.811
3901109090	Polymers Of Ethylene Other Form	2.076.354	2.076.354	1.916.033	1.916.033
3901200000	Polyethylene Having A Specific Gravity 0.94 Or More	7.538.200	7.538.200	6.625.119	6.625.119
3901303000	Ethylene-vinyl Acetate Copolymers In Liquid Or Pastes	841.372	841.372	936.239	936.239
3901309000	Ethylene-vinyl Acetate Copolymers In Other Form	1.515.507	1.515.507	2.453.216	2.453.216
3901903000	Oth Polymers Of Ethylene In Liquid Or Pastes	33.552	33.552	163.367	163.367
3901909000	Oth Polymers Of Ethylene In Other Form	4.223.721	4.223.721	4.133.948	4.133.948
3902101000	Polypropylene In Powder Form	45.702	45.702	41.068	41.068
3902102000	Polypropylene In Granule Form	14.293.741	14.293.741	11.751.429	11.751.429
3902109000	Polypropylene In Other Form	3.175.255	3.175.255	2.542.558	2.542.558
3902203000	Polysobutylene Liquids/pastes	45.121	45.121	145.600	145.600
3902209000	Polysobutylene In Oth Forms	120.044	120.044	211.532	211.532
3902303000	Propylene Copolymers In Liquid Or Pastes	165.721	165.721	209.690	209.690
3902309010	Propylene Copolymers In Granule Form	7.111.420	7.111.420	6.686.417	6.686.417
3902309090	Propylene Copolymers In Other Form	654.200	654.200	676.754	676.754
3902903000	Oth Polymers Of Propylene In Liquid Or Pastes	3.964	3.964	42.607	42.607
3902909000	Oth Polymers Of Propylene In Other Form	467.975	467.975	827.681	827.681
3903110000	Expansible Polymers Of Styrene	933.904	933.904	1.259.774	1.259.774
3903190000	Other Polymers Of Styrene	2.570.968	2.570.968	2.879.542	2.879.542
3903203000	Styrene-acrylonitrile (san) Copolymers In Aqueous Dispersion	141.604	141.604	162.877	162.877
3903209000	Oth Styrene-acrylonitrile (san) Copolymers	415.992	415.992	609.032	609.032
3903303000	Acrylonitrile-butadiene-styrene (abs) Copolymers In Aqueous Dispersion	432.715	432.715	894.038	894.038
3903309000	Acrylonitrile-butadiene-styrene Copolymers In Other Form	3.205.129	3.205.129	5.581.783	5.581.783
3903903000	Oth Polymers Of Styrene In Aqueous Dispersion	22.936	22.936	62.387	62.387
3903909000	Oth Polymers Of Styrene In Other Form	144.471	144.471	280.379	280.379
3904101000	Pvc Homopolymers, Suspension Type Not Mixed With Oth Substances	20.000	20.000	30.337	30.337
3904109000	Pvc In Other Form	2.923.467	2.923.467	2.789.254	2.789.254
3904210000	Oth Poly(vinyl Chloride) Non Plasticised	115.129	115.129	105.660	105.660
3904220000	Oth Poly(vinyl Chloride) Plasticised	607.194	607.194	493.087	493.087
3904300000	Vinyl Chloride-vinyl Acetate Copolymers	54.983	54.983	114.853	114.853
3904400000	Other Vinyl Chloride Copolymers	34.047	34.047	136.359	136.359
3904509000	Vinylidene Chloride Polymers In Other Form	16.876	16.876	85.918	85.918
3904610000	Fluoro-polymers Polytetrafluoroethylene	15.139	15.139	61.529	61.529

I.3. IMPOR MENURUT KOMODITI / IMPORT BY HS COMMODITY
***** JANUARI / JANUARY 2009 *****

H S	Uraian Komoditi Commodity Description	Berat Bersih / Net Weight (Kg)		Nilai / Value C.I.F (US\$)	
		Bulan ini Current Month	Kumulatif Cum.Jan. to date	Bulan ini Current Month	Kumulatif Cum.Jan. to date
3904699000	Oth Fluoro-polymers In Other Form	17.000	17.000	78.075	78.075
3904909000	Oth Polymers Vinyl Chloride In Oth Forms	18.813	18.813	68.071	68.071
3905120000	Poly(vinyl Acetate) In Aqueous Dispersions	169.411	169.411	190.607	190.607
3905190000	Other Poly(vinyl Acetate)	85.243	85.243	172.332	172.332
3905210000	Vinyl Acetate Copolymers In Aqueous Dispersions	273.526	273.526	326.768	326.768
3905290000	Other Vinyl Acetate Copolymers	23.999	23.999	69.078	69.078
3905301000	Poly (vinyl Alcohol) In Aqueous Dispersions	647	647	3.051	3.051
3905309000	Poly (vinyl Alcohol) In Other Form	497.236	497.236	1.414.132	1.414.132
3905910000	Copolymers Of Vinyl Acetate Or Of Other Vinylester	41.078	41.078	448.240	448.240
3905990000	Oth Polymer Of Vinyl Acetate/oth Vinyl Esters;oth Vinyl Polymers; Primary Form	29.493	29.493	264.753	264.753
3906101000	Poly(methyl Methacrylate) In Aqueous Dispersions	63.921	63.921	122.029	122.029
3906109000	Oth Poly(methyl Methacrylate) In Other Form	282.276	282.276	715.109	715.109
3906901100	Oth Acrylic Copolymers In Aqueous Dispersions	274.230	274.230	443.691	443.691
3906901900	Oth Acrylic Copolymers In Other Forms	451.536	451.536	1.135.726	1.135.726
3906909100	Oth Acrylic Polymers In Aqueous Dispersions	216.188	216.188	383.056	383.056
3906909900	Oth Acrylic Polymers In Other Forms	1.563.331	1.563.331	4.296.032	4.296.032
3907100000	Polyacetals	259.499	259.499	630.752	630.752
3907200000	Other Polyethers	1.088.465	1.088.465	2.594.391	2.594.391
3907302000	Epoxide Resins Based Powder Coating	51.926	51.926	182.990	182.990
3907303000	Epoxide Resins In Liquids/pastes	635.437	635.437	1.643.374	1.643.374
3907309000	Epoxide Resins In Oth Form	786.288	786.288	2.644.130	2.644.130
3907400000	Polycarbonates	708.944	708.944	2.158.075	2.158.075
3907500000	Alkyd Resins	39.501	39.501	55.928	55.928
3907601000	Poly(ethylene Terephthalate) In Aqueous Dispersions	3.827	3.827	24.038	24.038
3907609000	Poly(ethylene Terephthalate) In Oth Form	3.530.681	3.530.681	3.506.477	3.506.477
3907700000	Poly(lactic Acid)	9	9	171	171
3907912000	Oth Polyesters Unsaturated In Chip Form	1.263	1.263	8.343	8.343
3907919000	Oth Polyesters Unsaturated In Oth Form	387.403	387.403	667.370	667.370
3907994000	Oth Polyester Saturated Based Powder Coating	96.978	96.978	304.384	304.384
3907999000	Oth Polyesters Saturated In Oth Form	1.212.370	1.212.370	1.518.266	1.518.266
3908101000	Polyamides In Primary Forms, Polyamide-6	2.525.964	2.525.964	7.174.510	7.174.510
3908109000	Oth Polymde-6,-11,-12,-6,6,-6,9,-6,10	1.088.963	1.088.963	1.922.846	1.922.846
3908900000	Other Polyamides	83.844	83.844	259.308	259.308
3909101000	Urea Resins, Thiourea Resin In Moulding Compound	49.536	49.536	101.813	101.813
3909109000	Other Urea Resins	559.892	559.892	401.598	401.598
3909201000	Melamine Resins In Moulding Compound	163.412	163.412	418.030	418.030
3909209000	Other Melamine Resins	210.624	210.624	150.778	150.778
3909301000	Oth Amino-resins In Moulding Compound	70.459	70.459	102.929	102.929
3909309000	Oth Amino-resins, Oth Thn Moulding Compound	417.822	417.822	1.172.221	1.172.221
3909401000	Phenolic Resins In Moulding Compound	34.147	34.147	143.200	143.200
3909409000	Other Phenolic Resins	621.791	621.791	1.447.423	1.447.423
3909500000	Polyurethanes	828.341	828.341	2.870.982	2.870.982
3910002000	Silicones In Dispersions Or In The Form Of Solutions	218.410	218.410	915.421	915.421
3910009000	Silicones In Oth Forms	258.513	258.513	1.073.214	1.073.214
3911101000	Petroleum,coumarone,indene/ Coumaroneide In Liquid Or Pastes	198.298	198.298	210.465	210.465
3911109000	Petroleum, Coumarone, Indene/coumarone Indene In Oth Form	1.334.062	1.334.062	2.229.689	2.229.689
3911900000	Oth Petroleum, Coumarone, Indene/ Coumaroneindene In Oth Form	440.895	440.895	1.282.011	1.282.011
3912120000	Cellulose Acetates Plasticised	504	504	2.793	2.793
3912201100	Water-based Semi-finished Nitrocellulose Cellulose Nitrates Non Plasticised	121	121	775	775
3912201900	Oth Cellulose Nitrates Non Plasticised	262.257	262.257	575.236	575.236
3912310000	Carboxymethylcellulose & Its Salts	587.765	587.765	1.641.665	1.641.665
3912390000	Oth Cellulose Ethers	183.561	183.561	1.230.936	1.230.936
3912902090	Other Regenerated Cellulose	120.504	120.504	612.379	612.379
3912909000	Oth Cellulose In Other Form	83.634	83.634	534.842	534.842
3913100000	Alginic Acid, Its Salts & Esters	15.391	15.391	103.121	103.121
3913900000	Oth Natural Polymers & Its Modified, In Primary Form	61.084	61.084	420.193	420.193
3914001000	Ion-exchangers Based On Plymrs Of Head Of A Kind Used	211.257	211.257	483.748	483.748
3914009000	Oth Ion-exchangers Based On Plymrs Of Head Of A Kind Used	86.812	86.812	148.373	148.373
3915909000	Waste, Parings & Scrap, Of Other Plastic	242.913	242.913	143.335	143.335
3916101000	Monofilament Of Polymers Of Ethylene Chloride	743	743	7.420	7.420
3916102000	Monofilament Of Polymers Of Ethylene Rods, Sticks And Profile Shapes	305	305	5.901	5.901
3916201000	Monofilament Of Polymers Of Vinyl Chloride	10.544	10.544	48.191	48.191
3916202000	Monofilament Of Polymers Of Vinyl Rods, Sticks And Profile Shapes	35.738	35.738	72.747	72.747
3916904000	Monofilament Of Other Plastics Of Hardened Proteins	3.542	3.542	27.341	27.341
3916909000	Oth Monofilament Of Other Plastics	55.718	55.718	399.638	399.638
3917101000	Artificial Guts (sausage Casings) Of Hardened Proteins	4.602	4.602	133.548	133.548
3917109000	Artificial Guts (sausage Casings) Of Cellulosic Materials	46.665	46.665	330.955	330.955
3917210000	Tube,pipe,hose,fitting Therefor Of Plastic Of Polymers Of Ethylene	49.375	49.375	53.048	53.048
3917220000	Tube,pipe,hose,fitting Therefor Of Plastic Of Polymers Of Propylene	5.789	5.789	40.902	40.902
3917230000	Tube,pipe,hose,fitting Therefor Of Plastic Of Polymers Of Vinyl Chloride	155.225	155.225	1.621.798	1.621.798
3917290000	Tube,pipe,hose,fitting Therefor Of Plastic Of Other Plastics	90.460	90.460	270.055	270.055
3917310000	Flexible Tubes, Pipes And Hoses Have A Minimum Burst Pressure Of 27.6 Mpa	39.715	39.715	150.118	150.118
3917321000	Sausage & Ham Casings, Without Fittings Of Plastics	933	933	11.569	11.569
3917329000	Oth Unflexible Tubes, Pipes & Hoses, Not Reinforced, Without Fittings	64.640	64.640	274.094	274.094
3917330000	Oth, Not Reinforced/otherwise Combined With Oth Materials/fittings Of 3917.30	3.031	3.031	28.267	28.267
3917390000	Oth Tubes, Pipes And Hoses	74.755	74.755	386.211	386.211
3917400000	Fittings Of Plastics	142.452	142.452	596.672	596.672
3918101100	Tiles Of Polymers Of Vinyl Chloride	75.796	75.796	11.189	11.189

I.3. IMPOR MENURUT KOMODITI / IMPORT BY HS COMMODITY

*** JANUARI / JANUARY 2009 ***

HS	Uraian Komoditi Commodity Description	Berat Bersih / Net Weight (Kg)		Nilai / Value C.I.F (US\$)	
		Bulan ini Current Month	Kumulatif Cum.Jan. to date	Bulan ini Current Month	Kumulatif Cum.Jan. to date
3918101900	Oth Floor Covering Of Polymers Of Vinyl Chloride	576.834	576.834	423.931	423.931
3918109000	Wall Or Ceiling Coverings Of Polymers Of Vinyl Chloride	643.615	643.615	277.379	277.379
3918901100	Tiles, Of Polyethylene	16.657	16.657	29.373	29.373
3918901300	Oth Floor Coverings Of Polyethylene	169.103	169.103	133.224	133.224
3918901900	Oth Floor Coverings Of Oth Plastics	9.652	9.652	6.177	6.177
3918909100	Wall Or Ceiling Covering Of Polyethylene	298.150	298.150	355.719	355.719
3918909900	Wall Or Ceiling Coverings Of Oth Plastic	48.818	48.818	102.295	102.295
3919101000	Tape In Roll,width=<20cm, Of Polymers Of Vinyl Chloride	82.426	82.426	468.056	468.056
3919102100	Tape In Roll,width=<20cm,of Polyethylene Used In Mnfctre Of Telephonc/elect	35.828	35.828	213.289	213.289
3919102900	Tape In Roll,width=>20cm,of Polyethylene Used For Other	127.592	127.592	772.491	772.491
3919109000	Oth Self-adhesive Plate, Sheet, film, in Roll, Width =<20 Cm, Of Oth Plastics	327.914	327.914	1.660.096	1.660.096
3919901000	Oth Self-adhesive Plates, Sheets, Film, Foil, Tape Of Polymers Of Vinyl Chloride	57.213	57.213	302.856	302.856
3919909000	Oth Self-adhesive Plates, Sheets, Film, Foil, Tape, Strip Of Plastics	1.131.232	1.131.232	2.665.788	2.665.788
3920100000	Oth Tape Of Polymer Of Ethylene, not For Mfg Of Telephonic/electric Wire	1.666.885	1.666.885	3.779.905	3.779.905
3920200010	Bopp Film, Of Polymers Of Propylene	1.123.448	1.123.448	1.584.018	1.584.018
3920200090	Oth Tape Of Polymer Of Propylene Used As An Adhesive By Melting	748.705	748.705	1.212.040	1.212.040
3920301000	Polymers Of Styrene Used As An Adhesive By Melting	84.159	84.159	74.789	74.789
3920309000	Polymers Of Styrene Not Used As An Adhesive By Melting	109.016	109.016	101.765	101.765
3920430000	Pvc Tape Weight >6% Of Plasticiser Used Ot Than Mfg Of Telephonic/electric	240.546	240.546	534.977	534.977
3920490000	Other Of Polymers Of Vinyl Chloride	916.608	916.608	1.434.747	1.434.747
3920510000	Oth Plate, sheet, film, foil, strip Of Acry Polymers Of Methyl Methacrylate	94	94	223	223
3920590000	Oth Plates, sheets, film, foil & Strip Oth Acrylic Polymer Of Methyl Methacrylate	18.912	18.912	75.505	75.505
3920610000	Film, Of Polycarbonates	310.110	310.110	987.473	987.473
3920621000	Film, Of Poly(ethylene Terephthalate) Used As An Adhesive By Melting	305.079	305.079	730.356	730.356
3920629000	Oth Plate, sheet, foil & Strip Of Poly- (ethylene Terephthalate)	55.933	55.933	364.413	364.413
3920630000	Tapes, Of Unsaturated Polyesters,	9.250	9.250	14.158	14.158
3920690000	Tapes, Of Oth Polyesters, Used As An Adhesive By Melting	452.560	452.560	1.171.450	1.171.450
3920712000	Viscose Tear-off Ribbon, Foil	208	208	2.148	2.148
3920719000	Oth Plate, sheet & Strip Of Regenerated Cellulose Usedoth Than Adhesive By	577	577	843	843
3920730000	Cellulose Acetate, Plasticized, Used As An Adhesive By Melting	898	898	3.276	3.276
3920911000	Film Of Poly(vinyl Butyral), thickness 0.38~0.76mm Width <= 2m	71.544	71.544	400.516	400.516
3920919000	Oth Film Of Poly(vinyl Butyral), plate,	95.835	95.835	455.707	455.707
3920921000	Plate, sheet, foil & Strip Of Nylon 6 Of Polyamides	208	208	2.135	2.135
3920929000	Plate, sheet, foil & Strip Of Oth Polyamides	22.364	22.364	81.244	81.244
3920941000	Phenol Formaldehyde (bakelite) Sheets	13.836	13.836	50.165	50.165
3920949000	Oth Plate, sheet, foil & Strip Of Phenolic Resins	2.892	2.892	4.977	4.977
3920990010	Corrugated Sheets & Plates, Of Other Plastics	15.986	15.986	32.833	32.833
3920990090	Oth Plate, sheet, foil & Strip Of Other Plastics	192.058	192.058	349.598	349.598
3921111000	Plates & Sheets, Cellular, Of Polymers Of Styrene	166.931	166.931	204.980	204.980
3921119000	Film, Foil & Oth Strip, Cellular, Of Oth Than Plate And Sheet	69.273	69.273	177.623	177.623
3921120000	Tapes Of Pvc, in Plates & Sheets Form Used As Mfg Telepni/elect.wire	728.772	728.772	707.736	707.736
3921130000	Plates & Sheets Of Polyurethanes	46.659	46.659	312.647	312.647
3921141000	Plates And Sheets Of Regenerated Cellulose	6.762	6.762	1.600	1.600
3921149000	Film, foil & Oth Strip Of Regenerated Cellulose Used In Mfg Telepnic/elect.wir	717	717	8.031	8.031
3921191000	Tapes In Plate & Sheet, Of Oth Plastics	183.976	183.976	177.912	177.912
3921199000	Tapes In Oth Form, used In The Oth Than Mfg Of Telephonic/electric Wire	839.494	839.494	750.252	750.252
3921902000	Plates & Sheets, Not Cellular Plate And Sheet	217.588	217.588	380.960	380.960
3921909000	Film, foil & Oth Strip, Not Cellular Oth Than Plate And Sheet	481.565	481.565	1.134.180	1.134.180
3922100000	Baths, Shower-baths, Sinks & Washbasins	69.997	69.997	398.430	398.430
3922201000	Lavatory Covers Of Plastic	28.862	28.862	130.675	130.675
3922202000	Lavatory Seats, Of Plastics	2.657	2.657	4.373	4.373
3922901100	Parts Of Flushing Cisterns, Of Plastics	7.438	7.438	28.750	28.750
3922901900	Flushing Water Closets (lavatory Pans) And Urinals	3.448	3.448	9.069	9.069
3922909000	Similar Sanitary Ware, Of Plastics	97.876	97.876	163.628	163.628
3923100000	Boxes Used For Cinematographic Films, Tape And Disks	799.405	799.405	2.764.086	2.764.086
3923211000	Aseptic Bag Of Polymers Of Ethylene With Aluminium Foil In Forcing Material	79.855	79.855	500.537	500.537
3923219000	Oth Sacks & Bags, Of Polymers Of Ethylene	287.129	287.129	777.779	777.779
3923290000	Oth Articles For The Conveyance Or Pack Ing Of Goods Of Oth Plastics	478.084	478.084	1.765.993	1.765.993
3923301000	Toothpaste Tubes Container, Of Plastic	2.005	2.005	22.841	22.841
3923309000	Carboys, Bottles, Flasks & Similar Article, Not Tootpaste Tube Container	378.000	378.000	1.785.282	1.785.282
3923400000	Spool, cop, bobbin & Similar Support	67.059	67.059	416.547	416.547
3923500000	Stoppers, Lids, Caps And Other Closures	256.703	256.703	1.574.884	1.574.884
3923900000	Oth Articles For The Conveyance/packing Goods Of Plastics	339.377	339.377	1.402.356	1.402.356
3924100000	Tableware & Kitchenware	413.570	413.570	1.618.949	1.618.949
3924901000	Bed Pans, Urinals (portable Type) & Chamber Pots	4.171	4.171	19.760	19.760
3924909000	Oth Household & Toilet Articles, Of Plastics	185.760	185.760	599.844	599.844
3925100000	Reservoirs, tanks, vats & Similar Contain. Capacity <= 300l	60.472	60.472	197.599	197.599
3925200000	Doors, windows & Their Frames & Thres Hold For Doors	95.880	95.880	82.804	82.804
3925300000	Shutters, blinds (includ Venetian Blinds) And Similar Articles And Parts	66.004	66.004	108.411	108.411
3925900000	Oth Builders Ware Of Plastics, Not Else Where Specified	244.865	244.865	442.457	442.457
3926100000	Office Or School Supplies Of Plastics	143.410	143.410	318.055	318.055
3926206000	Articles Of Apparel Used For Protection Of Plastics	37.738	37.738	203.010	203.010
3926209000	Oth Articles Of Plastics, Including Belt	657.956	657.956	1.606.766	1.606.766
3926300000	Fittings For Furniture, Coachwork Or The Like	41.123	41.123	283.667	283.667
3926400000	Statuettes & Othornamental Articles	43.434	43.434	132.013	132.013
3926901000	Floats For Fishing Nets, Of Plastics	89.450	89.450	938.844	938.844
3926902000	Fan & Handscreen, Frame & Handle Thereof And Parts	26.905	26.905	41.656	41.656
3926903200	Plastic Moulds With Denture Prints	1.514	1.514	106.147	106.147

I.3. IMPOR MENURUT KOMODITI / IMPORT BY HS COMMODITY
***** JANUARI / JANUARY 2009 *****

H S	Uraian Komoditi Commodity Description	Berat Bersih / Net Weight (Kg)		Nilai / Value C.I.F (US\$)	
		Bulan ini Current Month	Kumulatif Cum.Jan. to date	Bulan ini Current Month	Kumulatif Cum.Jan. to date
3926903900	Oth Hygienic, Medical & Surgical	21.707	21.707	117.510	117.510
3926904200	Protective Mask & Similar Article For Used In Welding & Similar Works	8.531	8.531	51.872	51.872
3926904400	Life Saving Cushions For Protection Of Persons Falling From Height	507	507	650	650
3926904500	Reflected Light Nails, Of Plastics	152	152	1.988	1.988
3926904900	Oth Safety & Protective Devices,	40.757	40.757	121.340	121.340
3926905300	Transmission Or Conveyor Belts Or Beltin	43.741	43.741	418.848	418.848
3926905500	Plastic J-hooks & Bunch Blocks For Detonator	4.400	4.400	49.111	49.111
3926905900	Oth Industrial Articles, Of Plastics	324.036	324.036	2.216.520	2.216.520
3926907000	Corset Busks & Similar Supports For Articles Of Appared Or Clothing Accessor	13.267	13.267	318.854	318.854
3926908000	Cards For Jewellerysmall Objects Of Personal Adornment	33.587	33.587	70.624	70.624
3926909000	Oth Articles Of Plastics & Other Material	2.100.425	2.100.425	5.725.149	5.725.149
4001101100	Natural Rubber Latex,cont Ammonia >= 0.5% Catrige Concentrate	321.757	321.757	410.461	410.461
4001101900	Natural Rubber Latex,cont Ammonia >= 0.5% Processed By Other Methods	16.400	16.400	18.696	18.696
4001102100	Natural Rubber Latex,cont Ammonia < 0.5% Centrifuge Concentrate	1	1	1	1
4001102900	Natural Rubber Latex,cont Ammonia < 0.5% Processed By Other Methods	23.050	23.050	56.310	56.310
4001211000	Natural Rubber In Smoked Sheets, Rss Grade 1	20.000	20.000	27.600	27.600
4001212000	Natural Rubber In Smoked Sheets, Rss Grade 2	153	153	3.151	3.151
4001219000	Natural Rubber In Oth Forms	20.161	20.161	28.065	28.065
4001221000	Tsnr, Standard Indonesian Rubber Sir 3 Cv	111.800	111.800	145.792	145.792
4001229000	Oth Tehnically Specified Natural Rubber (tsnr)	13.483	13.483	40.410	40.410
4001291000	Air-dried Sheet,oth Natural Rubber In Other Form	2.312	2.312	4.223	4.223
4001301900	Jelutong In Oth Forms	7.604	7.604	26.238	26.238
4001309900	Oth Balata,gutta-percha,guayule,chicle Similar, In Other Form	56.450	56.450	116.904	116.904
4002110000	Styrene-butadiene Rubber (sbr), In Latex Form	332.130	332.130	401.143	401.143
4002190000	Carboxylated Styrene-butadiene Rubber (sbr) In Other Form	3.987.248	3.987.248	9.333.432	9.333.432
4002200000	Butadiene Rubber (br)	2.045.807	2.045.807	5.751.245	5.751.245
4002310000	Isobutene-isoprene (butyl) Rubber (iir)	347.139	347.139	1.323.696	1.323.696
4002390000	Halo Isobutane-isoprene Rubber (ciir Of Biir)	135.913	135.913	424.335	424.335
4002410000	Chloroprene (chlorobutadiene) Rubber In Latex Form	166.464	166.464	315.360	315.360
4002490000	Chloroprene (chlorobutadiene) Rubber In Other Form	221.574	221.574	936.828	936.828
4002510000	Acrylonitrile-butadiene Rubber (nbr), In Latex Form	265.244	265.244	349.368	349.368
4002590000	Acrylonitrile-butadiene Rubber (nbr), In Other Form	92.821	92.821	271.961	271.961
4002609000	Isoprene Rubber (ir) In Other Forms	136.612	136.612	325.646	325.646
4002700000	Ethylene-propylene-non-conjugated Diene Rubber (epdm)	182.415	182.415	645.944	645.944
4002809000	Oth Mixture Of Natural Rubber Latex With Syntetic Rubber Latex	19.224	19.224	150.043	150.043
4002911000	Oth Synthetic Rubber Latex & Factice Derived From Oils Of Poly Graft Natural	120.740	120.740	212.865	212.865
4002991000	Oth Synthetic Rubber & Factice Derived From Oils In Oth Form	87.194	87.194	272.227	272.227
4002999000	Oth Synthetic Rubber Latex & Factice Derived From Oils	58.691	58.691	152.704	152.704
4003000000	Reclaimed Rubber In Primary Formsoar In Plates, Sheets Or Strips	767.654	767.654	309.061	309.061
4004000000	Waste,paring & Scrap Of Rubber (oth Hard Rubbers)	199.033	199.033	157.866	157.866
4005100000	Compounded Rubber With Carbon Black Silica, Unvulcanised	111.637	111.637	556.540	556.540
4005200000	Compounded Rubber With Solutions, Oth Subheading 4005.10	90.360	90.360	96.328	96.328
4005910000	Compounded Rubber,unvulcanised,in Plates, Sheets, & Strip	358.271	358.271	245.909	245.909
4005990000	Compounded Rubber,unvulcanised,in Oth Form	612.001	612.001	472.828	472.828
4006100000	"camel-back" Strips For Retreading Rubber Tyres, Unvulcanised	72.805	72.805	96.085	96.085
4006900000	Oth Forms & Articles Of Unvulcanised Rubbers	163.174	163.174	266.583	266.583
4007000000	Vulcanised Rubber Thread & Cord.	104.147	104.147	280.282	280.282
4008110000	Plates, Sheets, & Strip Of Cellular Rubber	108.015	108.015	398.762	398.762
4008190000	Oth Forms Of Cellular Rubber	94.320	94.320	219.073	219.073
4008210000	Plates, Sheets & Strip Of Non-cellular Rubber	35.844	35.844	242.667	242.667
4008290000	Oth Forms Of Non-cellular Rubber	55.745	55.745	165.360	165.360
4009110000	Tube,pipe & Hose, Not Reinforced/other Material Without Fitting	256.341	256.341	1.434.640	1.434.640
4009120000	Tube,pipe & Hose, Not Reinforced/other Material With Fitting	24.773	24.773	275.467	275.467
4009211000	Mining Slurry Suction & Discharge Hose, Without Fitting	79	79	5.030	5.030
4009219000	Oth Tube,pipe & Hose,reinforced With Oth Materials Without Fittings	158.366	158.366	776.380	776.380
4009229000	Oth Tube,pipe & Hose,reinforced With Oth Materials With Fitting	148.267	148.267	396.576	396.576
4009319000	Oth Tube,pipe & Hose,reinforced With Textile, Without Fitting	39.339	39.339	335.430	335.430
4009329000	Oth Tube,pipe & Hose,reinforced With Textile, With Fitting	3.950	3.950	64.690	64.690
4009411000	Mining Slurry Suction & Discharge Hose, Reinforced W Oth Materials, Without	1	1	18	18
4009419000	Oth Tube,pipe & Hose,reinforced With Oth Material, Without Fitting	38.166	38.166	526.566	526.566
4009421000	Mining Slurry Suction & Discharge Hose, Reinforced W Oth Materials, With	10	10	23	23
4009429000	Oth Tube,pipe & Hose,reinforced With Oth Material, With Fitting	163.661	163.661	2.266.381	2.266.381
4010111000	Conveyor Belts/belting,reinforced With Metal, Width > 20cm	51.688	51.688	353.478	353.478
4010119000	Conveyor Belts/belting,reinforced With Metal, Width <= 20cm	93.710	93.710	818.109	818.109
4010121000	Conveyor Belts/belting,reinforced With Textile, Width > 20cm	36.581	36.581	186.966	186.966
4010129000	Conveyor Belts/belting,reinforced With Textile, Width <= 20cm	121.048	121.048	281.286	281.286
4010191000	Oth Conveyor Belts/belting, Reinforced With Oth; Width > 20cm	40.143	40.143	241.598	241.598
4010199000	Oth Conveyor Belts/belting, Reinforced With Oth; Width <= 20cm	421.562	421.562	1.496.862	1.496.862
4010310000	V-belts,v-ribbed, 60cm<outside Circum Ference<=120cm	15.264	15.264	229.281	229.281
4010320000	V-belts,oth Than V-ribbed, 60cm<outside Circum Ference<=120cm	685	685	4.153	4.153
4010330000	V-belts,v-ribbed, 120cm<outside Circum Ference<=240cm	4.734	4.734	41.559	41.559
4010340000	V-belts,oth Than V-ribbed, 120cm<outside Circum Ference<=240cm	44	44	822	822
4010350000	Endless Synchronous Belt, 60cm<outside Circum Ference<=150cm	286	286	6.596	6.596
4010390000	Oth Transmission Belts/belting	76.071	76.071	1.184.049	1.184.049
4011100000	New Pneumatic Tyres,of Rubber Of A Kind Used On Motor Cars	275.023	275.023	979.604	979.604
4011201000	New Pneumatic Tyre,of Rubber Used On Buses/lorries, Width<450mm	549.211	549.211	1.224.435	1.224.435
4011209000	New Pneumatic Tyre,of Rubber Used On Buses/lorries, Width>=450mm	246.607	246.607	796.669	796.669
4011300000	New Pneumatic Tyres,of Rubber Of A Kind Used On Aircraft	17.074	17.074	112.688	112.688

I.3. IMPOR MENURUT KOMODITI / IMPORT BY HS COMMODITY

*** JANUARI / JANUARY 2009 ***

H S	Uraian Komoditi Commodity Description	Berat Bersih / Net Weight (Kg)		Nilai / Value C.I.F (US\$)	
		Bulan ini Current Month	Kumulatif Cum.Jan. to date	Bulan ini Current Month	Kumulatif Cum.Jan. to date
4011400000	New Pneumatic Tyres,of Rubber Of A Kind Used On Motorcycles	101.758	101.758	201.344	201.344
4011500000	New Pneumatic Tyres,of Rubber Of A Kind Used On Bicycles	79.084	79.084	153.588	153.588
4011610000	New Pneumatic Tyres,of Rubber Used On Agricultural/forestry Vehicles &	27.323	27.323	62.408	62.408
4011620000	New Pneumatic Tyres,of Rubber, Rimsizes <61 Cm,used On Const/ind.vehicles	7.579	7.579	37.306	37.306
4011630000	New Pneumatic Tyre,of Rubber,rimsizes >=61cm, Used On Const/ind.vehicles	53.259	53.259	446.966	446.966
4011690000	New Pneumatic Tyre,of Rubber, Used For Oth Purpose	624.156	624.156	3.422.194	3.422.194
4011920000	Oth New Pneumatic Tyre,of Rubber,used On Agricul./forestry Vehicles Mach.	27.764	27.764	80.786	80.786
4011930000	Oth New Pneumatic Tyre,of Rubber,rimsizes <61 Cm,used On	327.171	327.171	609.422	609.422
4011941000	Oth New Pneumatic Tyre,of Rubber,rimsizes >=61cm, Used On Earth	28.233	28.233	104.267	104.267
4011949000	Oth New Pneumatic Tyre,of Rubber,rimsizes >=61cm, Used For Oth. Purposer	478.741	478.741	3.150.351	3.150.351
4011991000	Oth New Pneumatic Tyre,of Rubber, Used On Vehicles Of Chap.87	1.439.148	1.439.148	8.153.413	8.153.413
4011992000	Oth New Pneumatic Tyre,of Rubber, Used On Earth Moving Mach.	57.868	57.868	365.552	365.552
4011993000	Oth New Pneumatic Tyre,of Rubber, Used For Oth, Width>450mm	100	100	125	125
4011999000	Oth New Pneumatic Tyre,of Rubber, Used For Oth, Width<450mm	782.233	782.233	4.904.339	4.904.339
4012110000	Retreaded Tyres,used On Motor Cars	302	302	1.458	1.458
4012129000	Retreaded Tyres,used On Buses/lorries, Width>=450mm	42	42	992	992
4012130000	Retreaded Tyres,used On Aircraft	10.942	10.942	46.823	46.823
4012192000	Retreaded Tyres,used On Bicycles	13	13	29	29
4012901200	Solid Tyres, 100 Mm< Ext Dia < 100 Mm For Vehicles Of Chapter 87	1.118	1.118	5.789	5.789
4012901400	Oth Solid Tyres,external Diameter > 250 Width<450mm, Used Of Chap.87.	1.018	1.018	6.621	6.621
4012901500	Oth Solid Tyres,external Diameter >250, Width>450mm, Used Of Chap.87.09.	410	410	1.503	1.503
4012901600	Oth Solid Tyres,external Diameter>250mm, Of A Width > 450 Mm	136	136	537	537
4012901900	Other Solid Tyres	1.800	1.800	3.116	3.116
4012902900	Oth Cushion Tyres	30	30	235	235
4012907000	Replaceable Tyre Treads, Width<450mm	24.433	24.433	29.668	29.668
4012908000	Tyre Flaps	992	992	2.514	2.514
4012909000	Oth Retreaded/used Pneumatic,solid/ Cushion Tyres, Of Rubber	119.583	119.583	716.829	716.829
4013101900	Inner Tubes,of Rubber,used On Motor Car Width Tyres>450mm	5.405	5.405	3.940	3.940
4013102100	Inner Tubes,of Rubber,used On Bus/lorri Width Tyres<450mm	14.174	14.174	16.281	16.281
4013102900	Inner Tubes,of Rubber,used On Bus/lorri Width Tyres>450mm	67.717	67.717	199.623	199.623
4013200000	Inner Tubes,of Rubber,used On Bicycles	16.933	16.933	42.259	42.259
4013901100	Inner Tube,of Rubber,use On Earth Moving Width Tyres<450mm	3.554	3.554	11.749	11.749
4013902000	Inner Tube,of Rubber,used On Motorcycle Or Motor Scooters	205.653	205.653	222.467	222.467
4013903100	Inner Tube,of Rubber,used On Oth Vehicle Of Chap.87, Width Tyres<450mm	1	1	43	43
4013903900	Inner Tube,of Rubber,used On Oth Vehicle Of Chap.87, Width Tyres>450mm	10.770	10.770	7.025	7.025
4013909100	Oth Inner Tube,of Rubber,suitable For Fitting To Tyres Of Width<450mm	1.785	1.785	4.014	4.014
4013909900	Oth Inner Tube,of Rubber,suitable For Fitting To Tyres Of Width>450mm	18.389	18.389	35.140	35.140
4014100000	Sheath Contraceptives	55.999	55.999	557.140	557.140
4014901000	Teats For Feeding Bottles & Similar Kind	8.005	8.005	125.564	125.564
4014904000	Stoppers For Pharmaceutical Use	22.204	22.204	508.339	508.339
4014909000	Oth Hygienic/pharmaceutical Articles,of Vulcanised Rubber	18.793	18.793	186.373	186.373
4015110000	Gloves, Mittens & Mitts, Surgical	58.448	58.448	320.647	320.647
4015190000	Gloves, Mittens & Mitts, For Other Purposed	97.173	97.173	513.184	513.184
4015900000	Oth Article Of Apparel, Clothing Access For All Purposed	66.367	66.367	350.496	350.496
4016100000	Oth Articles Of Vulcanised Rubber Other Of Cellular Rubber	5.955	5.955	52.673	52.673
4016911000	Mats	4.351	4.351	23.727	23.727
4016919000	Floor Coverings	82.119	82.119	108.933	108.933
4016921000	Eraser Tips	34.195	34.195	53.639	53.639
4016929000	Other Erasers	47.247	47.247	236.837	236.837
4016931000	Gaskets, Coverings & Oth, Packing For Electrolytic Capacitor	10.919	10.919	265.451	265.451
4016939000	Oth Gaskets, Washers & Oth Seals	319.644	319.644	4.781.887	4.781.887
4016940000	Boat/dock Fenders,whether/not Inflatable	74.982	74.982	346.478	346.478
4016950000	Oth Articles Of Vulcanised Rubber,	11.969	11.969	27.159	27.159
4016991100	Oth Article Of Vulcanised Rubber,for Vhc Of Heading 87.02-87.05&87.11	177.789	177.789	2.821.344	2.821.344
4016991200	Oth Article Of Vulcanised Rubber,for Vehicles 87.09,87.13,87.15&87.16	1.774	1.774	40.613	40.613
4016991900	Oth Parts & Access For Vehicles Of Rubber	3.573	3.573	40.434	40.434
4016992000	Parts & Access Of Rotochutes Of Heading 88.04	4.362	4.362	21.060	21.060
4016993000	Rubber Bands	73.624	73.624	374.801	374.801
4016995100	Rubber Rollers	65.493	65.493	227.658	227.658
4016995900	Oth Article Of A Kind Used In Machinery/ Mechanical/electrical Appliances, &	68.253	68.253	582.675	582.675
4016996000	Rail Pad, Of Rubber	551	551	16.612	16.612
4016997000	Structural Bearings Including Bridge Bridge Bearings, Oth Than Rail Pad	106	106	6.426	6.426
4016998000	Rubber Grommets & Rubber Cover For Automotive Wiring Harness	29.324	29.324	532.460	532.460
4016999000	Oth Articles Of Vulcanised Rubber For Oth Purposed	220.160	220.160	2.071.205	2.071.205
4017000000	Hard Rubber In All Form,include Waste & Scrap, Articles Of Hard Rubber	18.417	18.417	136.844	136.844
4101200000	Whole Hide & Skin,weight/skin<8kg(simply Dried), 10kg(dry-salt), 16kg(fresh)	190.216	190.216	82.522	82.522
4101500000	Whole Hide & Skin,of A Weight >16 Kg	129.153	129.153	85.800	85.800
4101900000	Oth Raw Hides & Skin Of Bovine/equine Animals	243.385	243.385	83.630	83.630
4102100000	Raw Skins Of Sheep/lambs With Wool On	93.000	93.000	70.536	70.536
4102210000	Raw Skins Of Sheep/lambs Without Wool On , Pickled	1.360	1.360	5.278	5.278
4102290000	Oth Raw Skins Of Sheep/lambs Without Wool On, Not Pickled	42.220	42.220	37.989	37.989
4103200000	Raw Hide & Skin Of Reptiles	6	6	156	156
4103900000	Raw Hide & Skin Of Oth Animal	23.012	23.012	74.986	74.986
4104110010	Bovine Leather,vegetable Pre-tanned Full Grains, Wet State	183.658	183.658	361.495	361.495
4104110090	Oth Tanned/crust Hide & Skin Of Bovine, Wet State, Full Grains	764.859	764.859	981.820	981.820
4104190000	Oth Tanned/crust Hide & Skin Of Bovine, Wet State, Not Full Grains	259.739	259.739	807.000	807.000
4104410000	Crust Vegetable (semi-tanned) Hide & Skins, Full Grains	283.128	283.128	3.970.287	3.970.287
4104490000	Oth Crust Vegetable (semi-tanned) Hide & Skin, Full Grains	104.185	104.185	1.313.515	1.313.515

I.3. IMPOR MENURUT KOMODITI / IMPORT BY HS COMMODITY
***** JANUARI / JANUARY 2009 *****

HS	Uraian Komoditi Commodity Description	Berat Bersih / Net Weight (Kg)		Nilai / Value C.I.F (US\$)	
		Bulan ini Current Month	Kumulatif Cum.Jan. to date	Bulan ini Current Month	Kumulatif Cum.Jan. to date
4105100000	Tanned/crust Skins Of Sheep/lamb, Without Wool On, In The Wet State	58.216	58.216	569.784	569.784
4105300000	Tanned/crust Skins Of Sheep/lamb, Without Wool On, In Dry State	3.817	3.817	167.557	167.557
4106210000	Tanned/crust Hide & Skin Of Goat/kid, In The Wet State	734	734	6.750	6.750
4106320000	Tanned/crust Hide & Skin Of Swine In The Dry State	219	219	4.904	4.904
4106920000	Oth Tanned/crust Hide & Skin Of Oth, Animals In The Dry State	5.025	5.025	518.272	518.272
4107110000	Whole Hides&skins,full Grains,unplits Of Bovine/eguline Animals	55.798	55.798	1.113.275	1.113.275
4107120000	Whole Hides & Skins,grains Splits,of Bovine/eguline Animals	8.584	8.584	20.220	20.220
4107190000	Oth Whole Hides & Skins,of Bovine/ Eguine Animals, In Oth Form	185.436	185.436	1.703.943	1.703.943
4107910000	Oth Whole Hide & Skin,inclusing Side,of Bovine/eguline Animals, Full Grains	37.312	37.312	717.293	717.293
4107920000	Oth Whole Hide & Skin,inclusing Side,of Bovine/eguline Animals, Grain Splits	4.401	4.401	117.131	117.131
4107990000	Oth Whole Hide & Skin,inclusing Side,of Bovine/eguline Animals, In Oth Forms	98.127	98.127	775.783	775.783
4112000000	Leather Further Prepared After Tanning, Oth Than Leather Of Heading 41.14	20.108	20.108	254.089	254.089
4113100000	Leather Further Prepared After Tanning, Of Goats Or Kids	21.454	21.454	738.214	738.214
4113200000	Leather Further Prepared After Tanning, Of Swine	44.094	44.094	610.550	610.550
4113300000	Leather Further Prepared After Tanning, Of Reptiles	1	1	987	987
4113900000	Leather Further Prepared After Tanning, Of Oth Animals	3.394	3.394	162.699	162.699
4114100000	Chamois (including Combination Chamoss Leather	28.008	28.008	126.582	126.582
4114200000	Patent Leather & Patent Laminated Leather, Metalised Leather	95.135	95.135	868.728	868.728
4115100000	Composition Leather With Basis Of Leather In Slabs, Sheets/strip	41.722	41.722	608.172	608.172
4115200000	Paring&oth Waste/of Composition Leather, Not Suitable For Manuf. Of Leather	73	73	228	228
4201000000	Saddlery & Harness For Any Animal Of Any Materials	6	6	81	81
4202110000	School Satchel,with Outer Surface Of Leather, Compositors/patent Leather	11	11	180	180
4202190000	Trunk,suit,vanity,executive,brief-cases With Outer Surface Of Leather	16.122	16.122	533.328	533.328
4202121000	School Satchel,with Outer Surface Of Plastics/textile Materials	4.378	4.378	9.697	9.697
4202129000	Trunk,suit,vanity,executive,brief-cases W Out Surface Of Plastics/textile Mat.	364.769	364.769	1.113.464	1.113.464
4202191000	School Satchel,trunk,suit,vanity,brief, Of Wood, Iron, Steel Or Zinc	1.249	1.249	1.045	1.045
4202199000	School Satchel,trunk,suit,vanity,brief, Of Oth Materials	114.495	114.495	363.031	363.031
4202210000	Hand Bag With Outer Surface Of Leather Or Of Patent Leather	42.419	42.419	401.372	401.372
4202220000	Hand Bag With Outer Surface Of Plastic Sheeting Or Of Textile Materials	73.656	73.656	730.398	730.398
4202290000	Hand Bag With Other Outer Surface	127.882	127.882	388.942	388.942
4202310000	Artcl In Pocket/hand Bag With Outer Surface Of Leather Or Of Patent Leather	12.785	12.785	125.576	125.576
4202320000	Artcl In Pocket/hand Bag With Outer Surface Of Plastics Or Of Textile	14.882	14.882	178.990	178.990
4202390000	Article Of Kind Normally Carried Pocket Or In Handbag With Outer Srfc Of Other	27.319	27.319	83.014	83.014
4202911000	Sport Bags,with Outer Surface Of Leather Composition Leather/of Patent	36	36	172	172
4202919000	Oth Artcls With Outer Surface Of Leather Or Of Patent Leather	6.842	6.842	91.120	91.120
4202921000	Bowling Bags With Outer Surface Of Plastic Or Of Textile Materials	151	151	1.678	1.678
4202929000	Other Articles With Outer Surface Of Plastic Or Of Textile Materials	26.255	26.255	290.682	290.682
4202991000	Bags, With Outer Surface Of Copper	86	86	333	333
4202999000	Oth Than Trunk, Suit-cases,handbags, & Similar Containers	39.525	39.525	82.368	82.368
4203100000	Articles Of Apparel Of Leather Or Of Composition Leather.	1.415	1.415	40.331	40.331
4203210000	Gloves,mittens & Mitts Specially Designed For Use In Sports Of Leather	177	177	2.994	2.994
4203291000	Protective Work Gloves Of Leather Or Of Composition Leather	13.400	13.400	55.387	55.387
4203299000	Oth Gloves, Mittens & Mitts Of Leather Or Of Composition Leather	2.222	2.222	19.140	19.140
4203300000	Belts & Bandoliers Of Leather Or Of Composition Leather	61.877	61.877	183.257	183.257
4203400000	Oth Clothing Access Of Leather Or Of Composition Leather	6.134	6.134	91.309	91.309
4205001000	Oth Articles Of Leather Or Of Composition Leather, Boot Laces ; Mats	620	620	24.830	24.830
4205002000	Oth Articles Of Leather, Industrial Safety Belt & Harnesses	4.063	4.063	17.575	17.575
4205003000	Leather Strings Or Cords For Jewelry Or For Personal Adornment	7.477	7.477	21.274	21.274
4205009000	Oth Articles Of Leather Oth Than Boot Laces,safety Belt & Leather String	2.157	2.157	45.796	45.796
4206000000	Articles Of Gut Of Goldbeaters Skin Of Bladders Or Of Tendons	108	108	1.144	1.144
4303100000	Articles Of Apparel, Clothing Access Of Furskin	661	661	10.042	10.042
4304009900	Artificial Fur&articles Thereof Oth Article Find Purposes&sport Bags	32	32	221	221
4401100000	Fuel Wood,in Logs,in Billets,in Twigs Faggots Or In Similar Forms	55.070	55.070	55.692	55.692
4401300000	Sawdust & Wood Waste & Scrap,whether Or Not Agglomerat In	57.069	57.069	12.785	12.785
4402900000	Wood Charcoal(including Shell Or Nut Charcoal), Of Oth Than Bamboo	149	149	12.238	12.238
4403101000	Baulks, Wood In The Rough,treated With Paint,stains,creosote/oth	49.706	49.706	68.003	68.003
4403109000	Oth Baulk,sawlog,pit-props,poles,piles Treated With Paint	845.045	845.045	413.485	413.485
4403209090	Oth Wood In The Rough	70.015	70.015	37.395	37.395
4403411000	Baulks Of Dark Red Meranti, Light Red Meranti & Meranti Bakau	102.049	102.049	56.654	56.654
4403419090	Oth Pulp,baulk,of Dark Red Meranti Light Red Meranti & Meranti Bakau	101.861	101.861	3.575	3.575
4403911000	Baulks, Sawlogs And Veneer Logs Of Oak	883	883	2.282	2.282
4403919090	Oth Pulp,baulk,sawlog,pit Props,poles Of Oak	1.011.493	1.011.493	410.898	410.898
4403921000	Baulks, Sawlogs And Veneer Logs Of Beech	69.000	69.000	15.928	15.928
4403929090	Oth Pulp,baulk,sawlog,pit Props,pole Of Beech,oth Thn Pulpwood	64.750	64.750	38.154	38.154
4403991000	Baulks, Oth Meranti,beech,oak, Tropical Wood,ramin,keruing,kapur	206	206	42.610	42.610
4403999090	Oth Pulp,baulk,sawlog,pit Props,poles Of Meranti,tropic	559.846	559.846	88.165	88.165
4404200000	Hoopwood, Split Poles;piles, Picket & The Like Of Non Coniferous	13.798	13.798	3.264	3.264
4405000000	Wood Wool, Wood Flour.	29.982	29.982	71.125	71.125
4407100010	Coniferous,planed Of A Thickness > 6mm	1.521.960	1.521.960	874.825	874.825
4407100020	Coniferous,sanded Or End Jointed Thickness>6mm	25.900	25.900	21.418	21.418
4407100090	Coniferous,oth Sanded Or End Jointed & Planed, Thickness>6mm	4.011.304	4.011.304	2.858.608	2.858.608
4407210090	Mahogany,oth Planed, Sanded End Jointed,thickness>6mm	33.390	33.390	75.196	75.196
4407251010	Dark Meranti/light Red Meranti,planed Thickness>6mm	269.340	269.340	285.652	285.652
4407251090	Dark Meranti/light Red Meranti, Oth Planed,sanded Thickness>6mm	2.644.385	2.644.385	976.833	976.833
4407280090	Iroko Other Planed, Sanded Or End Jointed,thickness>6mm	29.564	29.564	46.550	46.550
4407293900	Kempas Oth Planed&sanded Or End Jointed, Thickness>6mm	35.813	35.813	38.488	38.488
4407295900	Ramin Wood, Oth Planed&sanded Or End Jointed,thickness>6mm	1	1	3.864	3.864
4407298090	Mengkulang Wood,oth Planed&sanded Or End Jointed, Thickness>6mm	2.929	2.929	2.278	2.278

I.3. IMPOR MENURUT KOMODITI / IMPORT BY HS COMMODITY

*** JANUARI / JANUARY 2009 ***

HS	Uraian Komoditi Commodity Description	Berat Bersih / Net Weight (Kg)		Nilai / Value C.I.F (US\$)	
		Bulan ini Current Month	Kumulatif Cum.Jan. to date	Bulan ini Current Month	Kumulatif Cum.Jan. to date
4407299900	Oth Tropical Wood, Oth Sanded Or End Jointed&planed,thickness>6mm	284.778	284.778	170.646	170.646
4407910010	Oth Of Oak Wood, Planed Thickness>6mm	82.494	82.494	43.688	43.688
4407910020	Oth Of Oak Wood, Sanded Or End Jointed, Thickness>6mm	18.464	18.464	15.511	15.511
4407910090	Oth Of Oak Wood,oth Planed&sanded Or End Jointed, Thickness>6mm	2.197.086	2.197.086	1.558.829	1.558.829
4407920090	Oth Of Beech Wood,oth Planed&sanded Or End Jointed, Thickness>6mm	237.459	237.459	151.892	151.892
4407930090	Oth Of Maple Wood,oth Planed&sanded Or End Jointed, Thickness>6mm	232.864	232.864	167.058	167.058
4407950020	Oth Of Ash Wood, Sanded Or End Jointed, Thickness>6mm	1.562	1.562	1.312	1.312
4407950090	Oth Of Ash Wood,oth Planed&sanded Or End Jointed, Thickness>6mm	9.701	9.701	19.315	19.315
4407990010	Oth Wood Sawn Or Chipped Lengthwise, Sliced Or Peeled, Planed	161.370	161.370	62.299	62.299
4407990020	Oth Wood Sawn Or Chipped Lengthwise, Sanded Or End Jointed	44.450	44.450	50.226	50.226
4407990090	Oth Wood Sawn Or Chipped Lengthwise, Planed Or Sanded Thikness>6mm	2.611.347	2.611.347	1.870.652	1.870.652
4408101000	Cedar Wood Slats Prepared For Pencil Manufact;radiata Pinewood For	48.273	48.273	219.842	219.842
4408103000	Face Veneer Sheets, Coniferous	25.670	25.670	30.589	30.589
4408109000	Coniferous,oth Cedar Wood Slats,face Veneer Sheets	315.353	315.353	262.169	262.169
4408310000	Dark Red Meranti, Light Red Meranti And Meranti Bakau Of The Tropical Wood	80.613	80.613	65.182	65.182
4408399000	Oth Jelutong Wood And Oth Wood Prepared For Pencil Manufact	189.197	189.197	326.394	326.394
4408900000	Oth Sheets For Veneering And Of The Tropical Wood Of Thickness < 6 Mm	549.926	549.926	644.694	644.694
4409290000	Oth Non Coniferous Oth Teak Strips Friezes For Parquet Flooring	66.875	66.875	66.865	66.865
4410110000	Particle Board & Similar Board Of Wood	6.985.696	6.985.696	1.943.948	1.943.948
4410120000	Oriented Strand & Waferboard Of Wood	33	33	2.544	2.544
4410190000	Oth Particle Board,oriented Strand Board (osb) Of Wood	1.079.223	1.079.223	419.653	419.653
4410900000	Particle Board & Similar Board Of Other Ligneous Materias	650.915	650.915	212.367	212.367
4411120000	Medium Density Fibreboard (mdf) Of A Thickness < 5mm	2.154.157	2.154.157	952.810	952.810
4411130000	Medium Density Fibreboard (mdf) Of A Thickness > 5mm And < 9 Mm	102.958	102.958	77.866	77.866
4411140000	Medium Density Fibreboard (mdf) Of A Thickness > 9 Mm	2.459.131	2.459.131	981.883	981.883
4411920000	Oth Fibreboard Of A Density >0.8g/cm3	773.474	773.474	409.711	409.711
4411930000	Oth Fibreboard Of 0,5g/cm<density <0,8g/cm3	555.111	555.111	285.833	285.833
4411940000	Oth Fibreboard Of A Density <0.5g/cm3	56.610	56.610	24.025	24.025
4412100000	Plywood,veneered Panel&similar Lamina Ted Of Bamboo	112.537	112.537	56.753	56.753
4412310000	Oth Plywood,each Thick.<6mm With At Least One Outer Ply Of Tropical Wood	126.922	126.922	101.695	101.695
4412390000	Oth Plywood Consisting Solely Of Sheets Of Wood Of Each Thick < 6 Mm	477.775	477.775	321.996	321.996
4412940000	Oth Plywood Of Blockboard,laminboard And Battenboard	51.441	51.441	39.535	39.535
4412990000	Veneered Panels&similar W/at Least One Other Wood	559.660	559.660	405.393	405.393
4413000000	Densified Wood, In Blocks,plates,strips Of Profile Shapes.	17.241	17.241	54.584	54.584
4414000000	Wooden Frames For Paintings, Photo- Graphs Mirrors Or Similar Objects.	24.017	24.017	24.309	24.309
4415100000	Cases, Boxes, Crates, Drums & Similar Packings; Cable-drums	231.967	231.967	166.529	166.529
4415200000	Pallets,box Pallets& Other Load Boards; Pallet Collars	31.902	31.902	92.616	92.616
4416009000	Casks,barrels,vats,tubs&other Coopers Products & Parts Thereof, Of Wood	241	241	500	500
4417000000	Tools,tool Bodies,tool Handles,broom Or Brush Bodies & Handles, Of Wood	97.766	97.766	202.063	202.063
4418100000	Windows,french-windows&their Frames Of Wood	1.787	1.787	4.000	4.000
4418200000	Doors & Their Frames & Thresholds Of Wood	7.446	7.446	24.744	24.744
4418400000	Shuttering For Concrete Construal Work Of Wood	387	387	864	864
4418500000	Shingles & Shakes Of Wood	4.114	4.114	9.197	9.197
4418600000	Posts And Beams Of Wood	4.810	4.810	10.762	10.762
4418790000	Oth Assembled Flooring Panels Of Wood	172.036	172.036	137.087	137.087
4418909000	Other Builders Joinery & Carpentry Of Wood	232.738	232.738	190.608	190.608
4419000000	Tableware And Kitchenware, Of Wood.	1.406	1.406	2.375	2.375
4420100000	Statuettes & Oth Ornaments, Of Wood	3.262	3.262	16.740	16.740
4420901000	Wooden Articles Of Furniture Not Falling In Chapter 94	2.870	2.870	14.652	14.652
4420909000	Oth Wood Marquetry And Inlaid,casket And Similar Articles Of Wood	8.395	8.395	71.004	71.004
4421100000	Clothes Hangers Of Wood	57.320	57.320	230.260	230.260
4421903000	Wooden Pegs Or Pins For Footwear	14.251	14.251	7.020	7.020
4421904000	Candy-sticks, Ice-cream Sticks & Ice Cream Spoons	36.901	36.901	31.191	31.191
4421908000	Toothpicks Of Wood	40.323	40.323	16.065	16.065
4421909200	Prayer Beads Of Wood	400	400	5.114	5.114
4421909900	Other Wooden Articles	19.504	19.504	112.286	112.286
4501900000	Waste Cork; Crushed, Granulated Or Ground Cork.	2.390	2.390	14.649	14.649
4502000000	Natural Cork,debarked Or Roughly Squared Or In Rectangular (includ	2.728	2.728	5.632	5.632
4503100000	Corks And Stoppers	66	66	1.680	1.680
4503900000	Other Articles Of Natural Cork.	1.131	1.131	4.036	4.036
4504100000	Blocks, Plates, Sheets & Strip; Tiles Of Any Shape; Of Agglomerated Cork	2.317	2.317	12.784	12.784
4504900000	Other Articles Of Agglomerated Cork	22.439	22.439	50.001	50.001
4601210000	Mats, Matting And Screens Of Vegetable Materials Of Bamboo	550	550	4.475	4.475
4601290000	Oth Mats,matting & Screens Of Vegetable Vegetable Of Material	26	26	339	339
4601921000	Plaits And Similar Products Of Plaiting Material Of Bamboo	16.809	16.809	29.838	29.838
4601991000	Mats And Matting Of Other Material	1.960	1.960	8.264	8.264
4601992000	Plaits & Similar Products Of Plaiting Of Other Material	663	663	8.807	8.807
4601999000	Screens Of Other Material	4.178	4.178	8.584	8.584
4602110000	Basketwork, Wickerwork & Other Articles, Of Vegetable Material Of Bamboo	2.235	2.235	12.151	12.151
4602120000	Basketwork, Wickerwork & Other Articles, Of Vegetable Material Of Rattan	46	46	147	147
4602190000	Basketwork, Wickerwork & Other Articles, Other Vegetable Material	5.575	5.575	7.562	7.562
4602900000	Basketwork, Wickerwork & Other Articles, Of Other Materials	1.330	1.330	1.924	1.924
4701000000	Mechanical Wood Pulp.	8.501.988	8.501.988	3.960.245	3.960.245
4702000000	Chemical Wood Pulp, Dissolving Grades.	15.509.456	15.509.456	14.151.875	14.151.875
4703110000	Chemical Wood Pulp, Soda, Oth Than Dis Solving	789.282	789.282	590.801	590.801
4703210000	Chemical Wood Pulp, Soda, Oth Than Dis Solving Grades,bleached,coniferous	25.349.169	25.349.169	14.709.056	14.709.056
4703290000	Chemical Wood Pulp, Soda, Oth Than Dis Solving Grades,bleached,non	6.351.675	6.351.675	3.564.237	3.564.237
4704110000	Chemical Wood Pulp,sulphite,oth Than Dis Solving	482.049	482.049	226.628	226.628

I.3. IMPOR MENURUT KOMODITI / IMPORT BY HS COMMODITY

*** JANUARI / JANUARY 2009 ***

H S	Uraian Komoditi Commodity Description	Berat Bersih / Net Weight (Kg)		Nilai / Value C.I.F (US\$)	
		Bulan ini Current Month	Kumulatif Cum.Jan. to date	Bulan ini Current Month	Kumulatif Cum.Jan. to date
4704210000	Chemical Wood Pulp,sulphite,oth Than Dis Solving Grades,bleached,coniferous	1.249.279	1.249.279	966.734	966.734
4704290000	Chemical Wood Pulp,sulphite,oth Than Dis Solving Grades,bleached,non	2.101	2.101	4.877	4.877
4705000000	Wood Pulp Obtained By A Combination Of Mechanical & Chemical Pulping	1.887.410	1.887.410	1.041.281	1.041.281
4706100000	Cotton Linters Pulp	17.264	17.264	133.102	133.102
4706200000	Pulps Of Fibres Derived From Recovered (waste & Scrap) Paper Or	7	7	538	538
4706300000	Pulps Of Fibres Derived From Recovered Of Oth Than Bamboo	76	76	856	856
4706910000	Mechanical Pulps Of Fibres Derived From Recovered Paper Or Paperboard	1	1	3	3
4706920000	Chemical Pulps Of Fibres Derived From Recovered Paper Or Paperboard	93.658	93.658	283.605	283.605
4707100010	Unbleached Kraft Paper Or Paperboard For Paper Making Purposes	94.375.286	94.375.286	8.620.844	8.620.844
4707200010	Oth Paper,bleached Chemical Pulp,not Colored, For Paper Making Purposes	1.056.226	1.056.226	332.617	332.617
4707200090	Oth Paper,bleached Chemical Pulp,not Colored, For Oth Purposes	23	23	220	220
4707300010	Paper Made Mainly Of Mechanical Pulp For Paper Making Purposes	51.246.363	51.246.363	6.573.158	6.573.158
4707900010	Other Paper, Unsorted Waste & Scrap, For Paper Making Purposes	10.912.619	10.912.619	1.022.724	1.022.724
4801001000	Newsprint, In Rolls Or Sheets. Weighing Not More Than 55 G/m2	28	28	290	290
4801009000	Newsprint, In Rolls Or Sheets. Weighing More Than 55 G/m2	6.696	6.696	11.973	11.973
4802100000	Hand-made Paper And Paperboard	3.850	3.850	40.225	40.225
4802200000	Paper And Paperboard Of A Kind Used As For Photo Sensitive,heat-sensitive	12.731	12.731	21.834	21.834
4802400000	Wallpaper Base	2.450	2.450	4.485	4.485
4802541000	Paper,no Fibres Used In Manufac Gyps Board Computercards,weight <40g/m	3.113	3.113	39.754	39.754
4802549010	Aluminium Base Paper Weighing<20gm2 In Rolls >15cm	14.597	14.597	17.163	17.163
4802549090	Oth Carbonising Base Paper Weighing<20gm2 In Rolls >15cm	31.933	31.933	52.883	52.883
4802552100	Fancy Paper And Paperboard, In Rolls Of Width Of =< 15 Cm	201	201	116	116
4802559000	Paper,no Fibres, For Other Purpose 40< Weight <150 G/m,roll	178.775	178.775	262.530	262.530
4802562100	Fancy Paper And Paperboard, In Rectangular =<36cm Oth Side =15cm	1	1	2	2
4802569000	Paper,no Fibres, For Other Purpose 40< Weight <150 G/m,sheet	189	189	1.463	1.463
4802570000	Other Paper & Paperboard, Weight>40g/m2 And =< 150g/m2	148.579	148.579	116.887	116.887
4802589000	Oth Paper,no Fibres, For Other Purpose Weight >150 G/m	383.445	383.445	215.652	215.652
4802619000	Paper,fibres>10%,oth Aluminium Paper, Banknotes,printing,writing,in Rolls	508.579	508.579	510.633	510.633
4802629000	Oth Paper,fibres, For Other Purpose, In Sheets With 435< One Side <297mm	79	79	158	158
4802690000	Oth Paper,fibres, For Other Not Purpose, Of Fibres>10%, Paper In Roll	205.582	205.582	309.391	309.391
4803003000	Cellulosewadding Not Further Worked Than Being Color,marble Throughout	1.311	1.311	10.596	10.596
4803009000	Oth Cellulosa Wading & Tissue Paper For Toilet/facial Tissue Stock&similar	94.683	94.683	219.372	219.372
4804111000	Kraftliner Paper&paperboard,in Rolls Or Sheets,unbleached	22.434	22.434	40.599	40.599
4804119000	Kraftliner Paper&paperboard,in Rolls Or Sheets,bleached	2.047.648	2.047.648	1.366.064	1.366.064
4804191000	Kraftliner Paper&paperboard, Oth Than Of Kind Used In Mnfrt Of Gypsum	16.064	16.064	28.600	28.600
4804199000	Oth Kraftliner Paper&paperboard	559.593	559.593	355.312	355.312
4804211000	Sack Kraft Paper For Making Cement Bag In Rolls Or Sheets,unbleached	7.668.368	7.668.368	7.871.543	7.871.543
4804219100	Sack Kraft Paper For Making Cement Bag In Rolls Or Sheets,bleached	251	251	4.237	4.237
4804219900	Oth Sack Kraft Paper For Making Cement Bag In Rolls Or Sheets,unbleached	380.301	380.301	229.797	229.797
4804299000	Oth Composite Papers, In Rolls Or Sheets	419.388	419.388	102.071	102.071
4804311000	Elect Grade Insulating Kraft Paper, Weighing 150 G/m,unbleached	2.790	2.790	34.925	34.925
4804319000	Other Kraft Paper & Wet Strenght Weighing 150 G/m,unbleached	552.773	552.773	533.821	533.821
4804391000	Adhesive Tape,40-60g,used In Mnfact. Weight <= 150g/m2,bleached	99.505	99.505	101.135	101.135
4804399000	Adhesive Tape,40-60g,not Used In Mnfact.,weigh <= 150g/m2,bleached	17.511	17.511	89.247	89.247
4804419000	Oth Elect Grade Insulating Kraft Paper, 150<weighing <225 G/m,unbleached	250.452	250.452	147.450	147.450
4804420000	Bleached Uniformly Throughout The Mass& >95% Wood	70.932	70.932	183.481	183.481
4804490000	Other Kraftpaper& Paperboard 150<weighing< 225 G/m	801	801	9.302	9.302
4804511000	Elect Grade Insulating Kraft Paper,press Board Weighing >600g/m,unbleached	1	1	23	23
4804519000	Oth Wet Strenght 40g To 60g,for Plywood Adhesive	36.904	36.904	31.579	31.579
4804529000	Bleached Oth Of Kind Used In The Mnfrt Of Gypsum Boards	23.407	23.407	3.893	3.893
4804590000	Other Kraftpaper& Paperboard Weighing 225 G/m Or More	122.068	122.068	77.740	77.740
4805110000	Uncoated Paper&paperboard,semichemical Fluting Paper,rolls Or Sheets	258.264	258.264	605.005	605.005
4805191000	Uncoated Paper&paperboard,oth Fluting Paper	580.588	580.588	301.104	301.104
4805199000	Oth Uncoated Paper And Paperboard, In Rolls Or Sheets	746.006	746.006	330.744	330.744
4805240000	Uncoated Paper&paperboard,testliner Weighing 150 G/m2 Or Less	154.545	154.545	34.712	34.712
4805251000	Uncoated Paper&paperboard,testliner Weighing >= 150 G/m2	119.264	119.264	51.644	51.644
4805259000	Uncoated Paper&paperboard,testliner Oth Of Weighing >= 150 G/m2	105.780	105.780	63.398	63.398
4805309000	Paper,sulphite Wrapping Paper, Oth Colored Match Wrapping Paper	6.939	6.939	21.807	21.807
4805400000	Filter Paper And Paperboard	135.951	135.951	566.438	566.438
4805500000	Felt Paper And Paperboard	467	467	2.972	2.972
4805911000	Paper Used As Packing Of Flat Glass Product, Resin<0,6%,wg<150g/m	87	87	2.420	2.420
4805919000	Uncoated Paper&paperboard,oth Blotting, &joss Paper,weighing150g/m Or	162.576	162.576	125.968	125.968
4805929000	Uncoated Paper&paperboard Of Oth 150<weighing<225g/m	639.784	639.784	356.269	356.269
4805939000	Uncoated Paper&paperboard, Of Other Weighing > 225g/m2	240.919	240.919	179.726	179.726
4806100000	Vegetable Parchment	55.709	55.709	143.197	143.197
4806200000	Greaseproof Papers	74.923	74.923	110.633	110.633
4806300000	Tracing Papers	15.481	15.481	17.861	17.861
4806400000	Glassine And Other Glazed Transparent Or Translucent Papers	282.829	282.829	696.524	696.524
4807000000	Composite Paper And Paperboard Not Surface-coated Or Impregnated	264.252	264.252	175.501	175.501
4808100000	Corrugated Paper&paperboard,whether Or Not Perforated,in Rolls Or Sheets	329.795	329.795	207.897	207.897
4808200000	Sack Kraftpaper,creped,crinkled,whether, Not Embossed Or Perforat,rolls Or	3	3	328	328
4808300000	Oth Kraftpaper,creped Or Crinkle,whether Or Not Embossed Or Perforated	29.571	29.571	86.848	86.848
4808901000	Paper&paperboard,embossed Paper Fancypaper Used Printing,cover,lining	31	31	558	558
4808909000	Paper&paperboard,oth Embossed Fancypaper Used Printing,cover,lining	67.376	67.376	86.462	86.462
4809200000	Self-copy Paper	4	4	26	26
4809900000	Other Self-copy Paper	37.185	37.185	93.844	93.844
4810134000	Paper&paperboard For Photo,heat,elect. In Rolls Papers Of Width <15cm	558	558	6.394	6.394
4810135000	Paper&paperboard For Photo,heat,elect. In Rolls Papers Of Oth Width <15cm	478	478	3.968	3.968

I.3. IMPOR MENURUT KOMODITI / IMPORT BY HS COMMODITY

*** JANUARI / JANUARY 2009 ***

HS	Uraian Komoditi Commodity Description	Berat Bersih / Net Weight (Kg)		Nilai / Value C.I.F (US\$)	
		Bulan ini Current Month	Kumulatif Cum.Jan. to date	Bulan ini Current Month	Kumulatif Cum.Jan. to date
4810139010	Banknotes Paper, In Rolls Of A Width <= 15 Cm	39.760	39.760	448.001	448.001
4810139090	Oth Coated Writing And Printing Paper Banknotes Paper,in Rolls	935.479	935.479	928.047	928.047
4810146000	Paper&paperboard For Photo,heat,elect. Of Width < 15cm	924	924	4.049	4.049
4810149090	Oth Coated Writing &printing Paper Banknotes Paper,in Sheets	11.203	11.203	9.070	9.070
4810190090	Oth Banknotes Paper,coated Writing &printing Paper, One Side>435mm	96.801	96.801	516.541	516.541
4810223000	Paper&paperboard For Photo,heat,elect. Sensitive,light Weight Coated Paper	45.490	45.490	48.579	48.579
4810229000	Oth Aluminium Paper Base, Light-weight Coated Paper	305.147	305.147	395.308	395.308
4810299000	Oth Aluminium Paper Base And Art Paper Oth Light Weight Coated Paper	78.930	78.930	131.308	131.308
4810313000	Kraftpaper,for Separate Batery Plate,	7	7	255	255
4810319000	Kraft Paper,paperboard, Not For Writing, Printing, Other Grafic Purp, <=150	204	204	580	580
4810329000	Kraft Paper,paperboard, Not For Writing, Printing, Other Grafic Purp, >150	290.689	290.689	254.051	254.051
4810392000	Paper As Interleaf Mtrl In Proc Battery Roll < 15cm, Rect < 15 X 36 Cm2	5.777	5.777	52.935	52.935
4810399000	Kraft Paper And Paperboard In Other Size	26.379	26.379	32.151	32.151
4810929000	Oth Paper Colored For Computer Card & Gray Backboard, Multi Ply	80.045	80.045	64.985	64.985
4810999000	Oth Paper Colored For Computer Card, Oth Multi Ply	120.579	120.579	296.497	296.497
4811101000	Tarred, Bituminised/asphalted Paper & Paperboard, In Roll <15cm,	325	325	4.399	4.399
4811109000	Tarred, Bituminised/asphalted Paper & Paperboard, In Other Size	23.464	23.464	82.369	82.369
4811411000	Gummed Or Adhesive Paper&paperboard, Self-adhesive	162.610	162.610	429.097	429.097
4811419000	Gummed Or Adhesive Paper&paperboard, Oth Self-adhesive	482.429	482.429	872.118	872.118
4811491000	Oth Gummed Or Adhesive Paper&paperboard Self-adhesive	7.776	7.776	14.525	14.525
4811499000	Oth Gummed Or Adhesive Paper&paperboard Oth Self-adhesive	629.628	629.628	813.461	813.461
4811511000	Paper Coated,impregnated Or Covered With Plastic, Bleached,wg>150g/m	2.162	2.162	2.032	2.032
4811519000	Paper Coated,impregnated Or Covered With Plastic, Unbleached,wg>150g/m	450.914	450.914	627.211	627.211
4811591000	Paper Coated,impregnated Or Covered Oth For Mnftre Of Papercup Bottoms	22.599	22.599	108.512	108.512
4811592000	Oth Paper Coated,impregnated Or Covered And With A Lining Of Aluminium	810.576	810.576	1.492.061	1.492.061
4811599000	Oth Paper Coated,impregnated Or Covered With Plastic,oth	146.637	146.637	566.243	566.243
4811601000	Paper Coated,impregnated Or Covered With Wax,paraffin,stearin,oil,glycerol	851	851	8.901	8.901
4811609000	Paper Coated,impregnated Or Covered With Oth Wax,paraff,stearin,oil,glycerol	100.643	100.643	210.518	210.518
4811903000	Oth Paper, Paperboard,cellulose Wadding Web Of Cell Fibr	410	410	1.322	1.322
4811909000	Oth Paper, Paperboard,cellulose Wadding Web Of Cell Fibres Other Size	667.966	667.966	2.147.780	2.147.780
4812000000	Filter Blocks,slabs&plates,of Paper Pulp	815	815	11.420	11.420
4813100000	Cigarette Paper,in The Form Of Booklets Or Tubes	421	421	1.113	1.113
4813200000	Cigarette Paper,in The Form In Rolls Of A Width Not Exceeding 5 Cm	337.811	337.811	1.457.657	1.457.657
4813900000	Cigarette Paper,oth In The Of Booklets, Tubes & In Rolls	854.145	854.145	2.830.863	2.830.863
4814200000	Wallpaper&similar Wall Coverings, The Face Side,with A Grained,embossed,	118.578	118.578	191.259	191.259
4814900000	Wallpaper&similar Wall Coverings, Oth With Transparant Protective Plastics	177.417	177.417	500.884	500.884
4816200000	Self-copy Paper (other Than Of 48.09)	15.416	15.416	24.180	24.180
4816900000	Other Heat Transfer Paper & Offset Plates Of Paper	72.279	72.279	102.311	102.311
4817100000	Envelopes	17.243	17.243	134.136	134.136
4817200000	Letter Cards,plain Postcards And Correspondence Cards	165.556	165.556	174.955	174.955
4817300000	Boxes,pouches,wallets & Writing Compendiums,of Paper Or Paperboard,	2.558	2.558	7.784	7.784
4818100000	Toilet Paper	921	921	1.518	1.518
4818200000	Handkerchiefs,cleansing Or Facial Tissues & Towels	3.977	3.977	47.452	47.452
4818300000	Tablecloths And Serviettes	42	42	343	343
4818401100	Napkins & Napkin Liners For Babies & Similar Sanitary Articles	823.343	823.343	1.982.020	1.982.020
4818401900	Oth Napkins & Napkin Liners For Babies & Similar Sanitary Articles	724.222	724.222	2.079.300	2.079.300
4818402000	Sanitary Towels,tampons & Similar Articles	1.285.768	1.285.768	4.281.070	4.281.070
4818500000	Articles Of Apparel & Clothing, Surgical Face Masks	1.768	1.768	20.577	20.577
4818900000	Oth Articles Of Apparel & Clothing, Oth Surgical Face Masks	152.354	152.354	363.735	363.735
4819100000	Cartons,boxes & Cases, Of Corrugated Paper Or Paperboard	617.612	617.612	1.843.571	1.843.571
4819200000	Boxes, Of Non Corrugated Paper & Paperboard	1.736.780	1.736.780	5.444.522	5.444.522
4819300000	Sacks&bags,base Of A Width>40cm For Cement Or Fertilizer Packing	538.120	538.120	1.517.226	1.517.226
4819400000	Other Sacks And Bags, Including Cones	239.982	239.982	634.957	634.957
4819500000	Other Packing Containers,includ Record Sleeves	380.873	380.873	1.808.147	1.808.147
4819600000	Box Files,letter Trays,storage Boxes& Similar Articles,used In Offices,shops	11.535	11.535	47.912	47.912
4820100000	Registers,account Books,note Books, Receipt Books,&similar Articles	19.547	19.547	91.102	91.102
4820200000	Exercise Books	8.023	8.023	13.932	13.932
4820300000	Binders(other Than Book Covers),folders& File Covers	6.046	6.046	18.683	18.683
4820400000	Manifold Business Forms& Interleaved Carbon Sets	705	705	1.883	1.883
4820500000	Albums For Samples Or For Collections	9.374	9.374	16.171	16.171
4820900000	Other Exercise Book,binders,manifold, Albums	71.547	71.547	159.822	159.822
4821101000	Printed,labels That Form Of Packing For Jewellery,small Objects & The Like	171.088	171.088	3.325.726	3.325.726
4821109000	Printed,oth Labels That Form Of Packing For Jewellery,small Objects & The	250.013	250.013	2.581.507	2.581.507
4821901000	Oth Printed,labels That Form Of Packing For Jewellery,small Objects & The Like	58.120	58.120	421.312	421.312
4821909000	Oth Printed,oth Label That Form Of Pack For Jewellery,small Objects & The	196.541	196.541	1.009.745	1.009.745
4822100000	Bobbins,spools,cops&similar Of Pulp Of A Kind Used For Winding Textile Yarn	470	470	1.594	1.594
4822900000	Bobbins,spools,cops&similar Of Pulp Oth Of A Kind Used For Wind Textile Yarn	57.347	57.347	935.873	935.873
4823200000	Filter Paper In Rolls Or Sheets	202.365	202.365	1.159.752	1.159.752
4823401000	Cardiograph Recording Paper	477	477	3.033	3.033
4823409000	Oth Paper For Self Recording For Other Apparatus	88.394	88.394	518.561	518.561
4823690000	Trays,dishes,plates,cups&the Like,of Paper Or Paperboard Of Oth Than	37.934	37.934	111.183	111.183
4823700000	Gaskets And Washers,moulded Or Pressed Articles Of Paper Pulp	350	350	6.714	6.714
4823901000	Other Paper, Cocooning Frames For Silk-worms	18.597	18.597	51.497	51.497
4823902000	Sterilization Indicators,not Gummed, Cocooning Frames For Silk-worms	8.136	8.136	11.356	11.356
4823903000	Cup Stock Board (I.e. Polyethylene (pe) In Rells Of Width Of Less Than 10 Cm	17.087	17.087	12.655	12.655
4823905000	Display Cards For Jewellery/for Small Objects Of Personal Adornment	13	13	13	13
4823907000	Fans&handsscreens,with Paper Mounts Or Leaves&frames Of Any Materials	11	11	1.736	1.736
4823909000	Other,cut To Size/shape,other Than In Strips, Rolls Or Sheets	429.923	429.923	1.356.451	1.356.451

I.3. IMPOR MENURUT KOMODITI / IMPORT BY HS COMMODITY

*** JANUARI / JANUARY 2009 ***

HS	Uraian Komoditi Commodity Description	Berat Bersih / Net Weight (Kg)		Nilai / Value C.I.F (US\$)	
		Bulan ini Current Month	Kumulatif Cum.Jan. to date	Bulan ini Current Month	Kumulatif Cum.Jan. to date
4901100000	Print Books In Official Language Of Imp Ctry For Educations, In Single Sheet	62.853	62.853	1.374.010	1.374.010
4901910000	Dictionaries,wholly/essentially In The Official Language Of The Import Country	1	1	1	1
4901991000	Oth Educational,wholly/essential In The Official Language Of The Import	75.297	75.297	165.176	165.176
4901999000	Oth Educational,oth Wholly/essential In Official Language Of The Import	126.354	126.354	974.212	974.212
4902900000	Oth Newspapers, Journals And Periodicals	12.136	12.136	66.543	66.543
4903000000	Childrens Picture,drawing Or Coloring Books.	16.839	16.839	54.960	54.960
4904000000	Music,printed Or In Manuscript,whether Or Not Bound Or Illustrated.	286	286	1.320	1.320
4905910000	Maps&hydrographic Or Similar Charts Of All Kinds,in Book Form	30	30	408	408
4905990000	Maps&hydrographic Or Similar Charts Of All Kinds,in Other Form	812	812	266	266
4906009000	Plans & Drawings, Being Originals Drawn By Hand, Hand-written Texts	121	121	75.616	75.616
4907001000	Banknotes, Being Legal Tender	1	1	1	1
4907002000	Unused Postage Stamps	2	2	2	2
4907004000	Stock,share/bond Certificates&similar Documents Of Title; Cheque Forms	2	2	100	100
4907009000	Other Banknotes,unused Postage,revenue, Stock,share & The Like	721	721	24.698	24.698
4908100000	Transfers (decalcomanias), Vitrifiable	17.822	17.822	659.845	659.845
4908900000	Oth Than Transfers (decalcomanias), Vitrifiable	20.330	20.330	239.659	239.659
4909000000	Printed/illustrated Postcards, Card Greetings, Messages/the Like	311	311	1.814	1.814
4910000000	Calendars Of Any Kind,printed,including Calendar Blocks.	4.742	4.742	22.235	22.235
4911100000	Trade Advertising Material, Commercial Catalogues & The Like	26.369	26.369	203.303	203.303
4911912000	Printedmatter,wall Pictures&diagram For Instruct Purposes;designs&photograph	294	294	2.789	2.789
4911913000	Printed Matter,oth Printed Pictures And Photographs	187	187	13.345	13.345
4911919000	Printed Matter,oth Anatomical&botanical Diagram & Wall Picture	10.208	10.208	27.416	27.416
4911991000	Printed Card For Jewellery,small Object Person Adornment,carried In The	102	102	540	540
4911992000	Printed Stickers For Explosives	6	6	107	107
4911999000	Oth Printed Matter, Oth Printed Sticker & Printed Card	18.946	18.946	99.542	99.542
5001000000	Silkworm Cocoons Suitable For Reeling.	53.850	53.850	357.482	357.482
5002000000	Raw Silk (not Thrown).	6.490	6.490	17.061	17.061
5003000000	Silk Waste (incl. Cocoons Unsuitable For Reeling, Yarn Waste&garneted	249	249	559	559
5004000000	Silk Yarn(oth Than Yarn Spun From Silk Waste) Not Put Up For Retail Sale.	42.337	42.337	140.204	140.204
5005000000	Yarn Spun From Silk Waste,not Put Up For Retail Sale.	114	114	1.696	1.696
5006000000	Silk Yarn & Yarn Spun From Silk Waste, Put Up For Retail Sale;silk-worm Gut.	7.538	7.538	4.934	4.934
5007100010	Fabrics Of Noil Silk,bleached/ Unbleached	1.001	1.001	74.019	74.019
5007100090	Fabrics Of Noil Silk, Oth Than Bleached/ Unbleached	274	274	6.060	6.060
5007200090	Oth Fabrics,silk/silk Waste >85%, Oth Than Noil Silk,oth Bleach/unbleach	445	445	8.050	8.050
5007900010	Oth Fabrics,silk/silk Waste < 85%, Oth Than Noil Silk,bleached/unbleached	1.119	1.119	6.427	6.427
5007900090	Oth Fabrics,silk/silk Waste < 85%, Oth Than Noil Silk,oth Bleach/unbleach	138	138	2.410	2.410
5101290000	Oth Shorn Wool, Not Carded/combed, Degreased, Not Carbonised	38.974	38.974	93.647	93.647
5105100000	Carded Wool	55	55	594	594
5105290000	Combed Wool Not In Fragments	113.132	113.132	808.133	808.133
5106200000	Yarn,carded, Wool < 85% By Weight Not Put Up For Retail Sale	55.944	55.944	403.604	403.604
5107200000	Yarn,combed, Wool < 85% By Weight Not Put Up For Retail Sale	7.949	7.949	48.989	48.989
5109100000	Yarn,wool/animal Hair > 85%, For Retail Sale	2	2	12	12
5111110000	Woven Fabric,carded,wool/animal Hair >85%, Weight < 300 G/m	3.888	3.888	146.035	146.035
5111190000	Woven Fabric,carded,wool/animal Hair >85%, Weight > 300 G/m	1.313	1.313	19.176	19.176
5111900000	Woven Fabric,carded, Wool/animal Hair Oth Mixed	1.536	1.536	20.895	20.895
5112110000	Woven Fabrics,combed Wool/animal Hair >85%, Weight < 200 G/m	3.396	3.396	90.081	90.081
5112190000	Woven Fabrics,combed Wool/animal Hair >85%, Oth Weight > 200 G/m	191	191	6.349	6.349
5112300000	Woven Fabrics,combed Wool/animal Hair Mix. Mainly W/made Stapel	2.032	2.032	9.323	9.323
5112900000	Woven Fabrics,combed Wool/animal Hair Oth Mixed	4.250	4.250	42.296	42.296
5201000000	Cotton, Not Carded/combed.	31.087.115	31.087.115	48.311.802	48.311.802
5202100000	Cotton Waste,yarn Waste	5.134	5.134	29.294	29.294
5202990000	Oth Yarn Waste & Garnetted Stock	13.170	13.170	145.846	145.846
5203000000	Cotton, Carded/combed.	167.927	167.927	4.455.022	4.455.022
5204110000	Cotton Sewing Thread,not For Sale Cont 85%/more By Weight Of Cotton	12.800	12.800	96.620	96.620
5204190000	Cotton Sewing Thread,not For Retail Sale Oth Cont 85%/more Of Cotton	77.540	77.540	558.719	558.719
5204200000	Cotton Sewing Thread, For Retail Sale	2.275	2.275	4.716	4.716
5205110000	Single Yarn,of Uncombed Fibres Measur 714.29 Decitex/more, Cotton>85%	453.152	453.152	740.990	740.990
5205120000	Single Yarn,of Uncombed Fibres 232<measuring<714.29dec,cotton>85%	118.999	118.999	217.160	217.160
5205140000	Single Yarn,of Uncombed Fibres 125<measuring<192.31dec,cotton>85%	101.224	101.224	568.596	568.596
5205150000	Single yarn,of Uncombed Fibres Measuring <125dec (>80metric	120	120	1.362	1.362
5205210000	Single Yarn,of Combed Fibres Measuring 714.29dec/more,cotton>85%	136.488	136.488	368.391	368.391
5205220000	Single Yarn,of Combed Fibres 232.56<measuring<714.29dec,cotton>85%	59.425	59.425	62.829	62.829
5205240000	Single Yarn,of Combed Fibres 125<measuring<192.31dec,cotton>85%	107.561	107.561	248.448	248.448
5205320000	Cable Yarn,of Uncombed Fibres Per Single yarn	59.950	59.950	199.354	199.354
5205350000	Cable Yarn,of Uncombed Fibres Per Single Yarn<125 (>80 Metric), Cotton>85%	1.341	1.341	10.090	10.090
5205430000	Cable Yarn,of Combed Per Single Yarn	5.717	5.717	21.575	21.575
5205440000	Cable Yarn,of Combed Per Single Yarn	23.206	23.206	409.654	409.654
5206110000	Single Yarn Of Uncombed Fibres, 714,29 Or More (<14 Metric),cotton<85%	17.591	17.591	57.900	57.900
5206210000	Single Yarn, Of Combed Fibres, Measure>714.29(not>14 Metric),cott<85%	18.144	18.144	19.432	19.432
5206240000	Single Yarn, Of Combed Fibres 125<mesuring<192.31 Dec	9.458	9.458	63.613	63.613
5206450000	Cable Yarn,of Combed Fibres Measuring Per Single Yarn<125decitex (>80	197	197	5.200	5.200
5207100000	Cotton Yarn(oth Than Sewing Thread) Put Cont 85%/more By Weight Of Cotton	697	697	13.540	13.540
5207900000	Cotton Yarn Sewing Thread Put Up Cont 85%/more By Weight Of Cotton	666	666	5.179	5.179
5208110000	Unbleached Plain Weave, Weight >=85% Of Cotton, Weighing <= 100 G/m	67.079	67.079	430.605	430.605
5208120000	Unbleached Plain Weave >=85% Of Cotton, Weighing > 100 G/m	45.904	45.904	351.489	351.489
5208130000	Unbleached 3-thread/4-thread Twill, Incl. Cross Twill >=85% Of Cotton	4.338	4.338	37.074	37.074
5208190000	Other Unbleached Fabrics>=85% Of Cotton Weighing <= 200 G/m	275.467	275.467	1.837.524	1.837.524
5208210000	Absorbent Fabric Bleached For Surgical Use, Cotton >=85%, Weighing <=200	144.294	144.294	1.371.744	1.371.744

I.3. IMPOR MENURUT KOMODITI / IMPORT BY HS COMMODITY

*** JANUARI / JANUARY 2009 ***

H S	Uraian Komoditi Commodity Description	Berat Bersih / Net Weight (Kg)		Nilai / Value C.I.F (US\$)	
		Bulan ini Current Month	Kumulatif Cum.Jan. to date	Bulan ini Current Month	Kumulatif Cum.Jan. to date
5208220000	Bleached Plain Weave, Weighing > 100 G/m	29.718	29.718	186.166	186.166
5208230000	Bleached 3-thread/4-thread Twill, Inc Cross Twill >=85% Of Cotton	187.336	187.336	1.121.154	1.121.154
5208290000	Other Bleached Fabrics >85% Of Cotton Weighing <= 200 G/m	290.909	290.909	3.083.878	3.083.878
5208310010	Plain Weave Dyed; Voile/chemi Voile Weighing < 100 G/m	87.941	87.941	1.137.838	1.137.838
5208310030	Other Garments Matter Weighing < 100 M/g	1.926	1.926	17.574	17.574
5208310090	Other Dyed Fabrics Weighing < 100 M/g	94.697	94.697	841.829	841.829
5208320000	Plain Weave Dyed, Weighing > 100 G/m	270.006	270.006	2.658.620	2.658.620
5208330000	3-thread/4-thread Twill Dyed, Including Twill	60.969	60.969	412.263	412.263
5208390000	Other Dyed Fabrics >85% Weighing < 200 M	132.178	132.178	1.103.943	1.103.943
5208410010	String Fabrics Plain Weave Of Different Color , Weight <= 100 M/g	2.249	2.249	44.904	44.904
5208410090	Other Plain Weave Of Different Color, Weight <= 100 M/g	8.264	8.264	125.391	125.391
5208420010	String Fabrics Of Different Color Weighing > 100 G/m	104.828	104.828	1.250.641	1.250.641
5208420090	Plain Weave Other Than String Fabrics Of Color, Weighing > 100 G/m	277.891	277.891	3.191.715	3.191.715
5208430000	Diff.colour,3 Or 4-thread Twill, Woven Fabrics, 85% Cotton,weight>200g/m2	1.165	1.165	24.144	24.144
5208490000	Other Fabrics Of Different Color	21.599	21.599	296.094	296.094
5208510000	Plain Weave Printed Of Different Color, <= 100 M/g	65.937	65.937	868.727	868.727
5208520000	Plain Weave Printed Of Different Color, > 100 M/g	71.856	71.856	397.400	397.400
5208590000	Other Fabrics Printed Of Different Color	81.247	81.247	662.076	662.076
5209110000	Plain Weave Unbleached Cont.>=85% Of Cotton, Weight >200 G/m	45.670	45.670	437.428	437.428
5209190000	Other Fabrics Unbleached Con.85% Of Cotton, Weight > 200 G/m	467.901	467.901	5.915.015	5.915.015
5209210000	Plain Weave Unbleached , Cont.85% Of Cotton, Weight > 200 G/m	114	114	675	675
5209320000	Bleached, 3 Or 4-thread Twill, Woven Fabrics, 85% Cotton,weight>200g/m2	7.783	7.783	74.724	74.724
5209290000	Other Fabrics Unbleached, Cont.85% Of Cotton, Weight>200 G/m	254.835	254.835	1.574.905	1.574.905
5209310000	Plain Weave Dyed, Cont.85% Of Cotton, Weight > 200 G/m	241.708	241.708	1.735.110	1.735.110
5209320000	Dyed, 3 Or 4-thread Twill, Incl. Twill Cont.85% Of Cotton, Weight>200g/m	88.359	88.359	936.692	936.692
5209390000	Other Fabrics Dyed, Cont.85% Of Cotton Weight > 200 G/m	261.156	261.156	1.751.674	1.751.674
5209410000	Plain Weave Of Yarns Of Diff Color, Cont 85% Of Cotton, Wght>200 G/m	26.150	26.150	236.202	236.202
5209420000	Denim Of Yarns Diff Color, Cotton>85%, Weight > 200 G/m	345.457	345.457	1.351.046	1.351.046
5209430000	Oth Fabrics Of 3-thread /4-thread Cont 85% Of Cotton, Wght>200 G/m	933	933	7.677	7.677
5209490000	Other Fabrics Of Yarns Diff Colors Cont 85% Of Cotton, Wght>200 G/m	181.113	181.113	1.724.111	1.724.111
5209510000	Printed Plain Weave, Cont.85% Of Cotton Weight > 200 G/m	6.037	6.037	58.785	58.785
5209520000	Oth.thn Plain Weave 3 Or 4-thread Twill, Printed, 85% Of Cotton, Wght>200	145	145	737	737
5209590000	Other Printed Fabric Cont.85% Of Cotton Weight > 200 G/m	23.212	23.212	191.762	191.762
5210110000	Unbleached Plain Weave, Cont. <85% Of Cotton, Mixed With M-m-f	28.826	28.826	242.746	242.746
5210190000	Oth Unbleached Fabrics, Cont.<85% Mixed With M-m-f Weight<=200g/m	65.363	65.363	844.464	844.464
5210210000	Bleached Plain Weave Cont.<85% Of Cotton, Mixed With M-m-f	149	149	2.082	2.082
5210290000	Oth Bleached Fabrics, Cont.<85% Of Cotton, Mixed With M-m-f	12.367	12.367	204.102	204.102
5210310000	Dyed Plain Weave Cont. <85% Of Cotton, Mixed With Mmf Weight<=200g/m	91.821	91.821	1.158.529	1.158.529
5210320000	3-thrd/4-thrd Twill, Incl.twill<85% Of Cotton, Mix W/m-m-f Weight<=200g/m	9.305	9.305	77.355	77.355
5210390000	Other Dyed Fabrics Cont. <85% Of Cotton, Mixed With M-m-f Weight<=200g/m	23.016	23.016	284.868	284.868
5210410010	String Fabrics Of Yarns Of Diff Color <85%of Cotton, With Mmf	8.790	8.790	97.014	97.014
5210410090	Plain Weave Other Than String Fabrics <85%of Cotton, With Mmf	9.727	9.727	96.461	96.461
5210490000	Oth Fabrics Of Diff Color Cont.<85% Of Cotton, Mixed With Mmf	438.594	438.594	1.622.083	1.622.083
5210510000	Printed Plain Weave Cont.<85% Of Cotton,mixed With Mmf Weight<=200g/m	1.791	1.791	52.865	52.865
5210590000	Other Printed Fabrics Cont.85% Of Cotton, Mixed With Mmf Weight<=200g/m	1.947	1.947	28.047	28.047
5211110000	Unbleached Plain Weave, Cont. <85% Of Cotton, Mixed With M-m-f	152	152	1.862	1.862
5211120000	3-thread/4-thread Twill Unbleachd,inc Twill<85% Of Cotton W/mmf	4.084	4.084	56.082	56.082
5211190000	Oth Unbleached Fabrics, Cont.<85% Mixed With M-m-f Weight>200g/m	301.659	301.659	1.698.246	1.698.246
5211200000	Bleached Plain Weave Cont.<85% Of Cotton, Mixed With M-m-f	160.220	160.220	1.086.103	1.086.103
5211310000	Dyed Plain Weave Cont. <85% Of Cotton, Mixed With M-m-f Weight>200g/m	12.977	12.977	146.461	146.461
5211320000	3-thrd/4-thrd Twill, Incl.twill<85% Of Cotton, Mix W/m-m-f Weight>200g/m	4.648	4.648	35.577	35.577
5211390000	Other Dyed Fabrics Cont. <85% Of Cotton, Mixed With M-m-f Weight>200g/m	136.772	136.772	1.121.757	1.121.757
5211410090	Yarns Of Diff Clour Oth Than String Fab <85% Of Cotton, Mxd W/mmf>200 G/m	4.391	4.391	34.788	34.788
5211420000	Denim Of Yarns Diff Color, Cotton<85%, Mix Wth Man-made Fibr	158.526	158.526	330.983	330.983
5211490000	Oth Fabrics Of Diff Color Cont.<85% Of Cotton, Mixed With Mmf	464	464	1.965	1.965
5211510000	Printed Plain Weave Cont.<85% Of Cotton, Mixed With Mmf Weight>200g/m	15.777	15.777	1.575	1.575
5211520000	3-thre/4-thread Twill,incl.twill<85% Of Cotton, Mixed With Mmf Weight>200g/m	1.385	1.385	13.835	13.835
5211590000	Oth Printed Fabrics Cont.<85% Of Cotton, Mixed With Mmf Weight>200g/m	1.188	1.188	19.970	19.970
5212110000	Unbleached Woven Fabrics Of Cotton Weight <=200 G/m	2.943	2.943	15.267	15.267
5212120000	Bleached Woven Fabrics Of Cotton Weight <=200 G/m	157.817	157.817	890.140	890.140
5212130000	Dyed Woven Fabrics Of Cotton Weight <=200 G/m	1.199	1.199	18.638	18.638
5212140000	Woven Fabrics Of Cotton Of Yarns Of Different Color Weight <=200 G/m	60.821	60.821	513.924	513.924
5212150000	Printed Woven Fabrics Of Cotton Weight <=200 G/m	3.820	3.820	33.262	33.262
5212250000	Printed Woven Fabrics Of Cotton Weight > 200 G/m	4.450	4.450	31.240	31.240
5301100000	Flax, Raw/retted -flax, Raw/retted	142	142	1.899	1.899
5301290000	Other Flax, Raw/processed But Not Spun; Falx Waste	1	1	56	56
5303100000	Jute & Oth Textile Bast Fibres, Raw/ Retted	651.105	651.105	322.840	322.840
5303900000	Jute & Oth Textile Bast Fibres, Processed But Not Spun	658	658	23.373	23.373
5305000021	Raw Abaca Fibres	33.500	33.500	30.363	30.363
5305000090	Oth Than Coconut, Abaca, Ramie Textile Fibres	52.000	52.000	43.982	43.982
5306100000	Single Flax Yarn	3.703	3.703	18.016	18.016
5306200000	Multiple (folded)/cabled Flax Yarn	93	93	2.540	2.540
5307100000	Single Yarn Of Jute/of Oth Textile Bast Fibres Of Heading 53.03.	2	2	524	524
5307200000	Multiple (folded)/cabled Of Jute/ Oth Fibres Bast Fibres Of Heading 53.03.	338.000	338.000	231.370	231.370
5308100000	Coir Yarn Of Ther Textile Bast Fibres Of 5303	34	34	1.015	1.015
5308200000	True Hemp Yarn Of Other Textile Basf Fibres Of Head 5303	464	464	720	720
5308901000	Paper Yarn	14.780	14.780	48.300	48.300
5308909000	Other Paper Yarn	1	1	34	34

I.3. IMPOR MENURUT KOMODITI / IMPORT BY HS COMMODITY
***** JANUARI / JANUARY 2009 *****

HS	Uraian Komoditi Commodity Description	Berat Bersih / Net Weight (Kg)		Nilai / Value C.I.F (US\$)	
		Bulan ini Current Month	Kumulatif Cum.Jan. to date	Bulan ini Current Month	Kumulatif Cum.Jan. to date
5309110000	Unbleached/bleached Woven Fabrics Of Flax Cont.>=85% Of Weight Of Flax	11.067	11.067	165.549	165.549
5309190000	Other Woven Fabrics Of Flax Cont.>=85% Of Weight Of Flax	108.581	108.581	1.529.093	1.529.093
5309290000	Other Woven Fabrics Of Flax Cont.<85% Of Weight Of Flax	42.686	42.686	523.670	523.670
5310100010	Unbleached Plain Woven Fabrics Of Other Textile Bast Fibres Of Head 5303	98.048	98.048	116.372	116.372
5311000000	Woven Fabrics Of Oth Vegetable Textile Fibres; Woven Fabrics Of Paper Yarn.	32.064	32.064	140.049	140.049
5401100000	Sewing Thread Of Man-made Filment Of Synthetic Filaments	264.165	264.165	1.191.188	1.191.188
5401200000	Sewing Thread Of Artificial Flmnt For Retail Sale	13.874	13.874	31.298	31.298
5402110000	High Tenacity Yarn Of Nylon/others Polyamide Of Aramids	2.474	2.474	69.433	69.433
5402190000	High Tenacity Yarn Of Nylon/others Polyamide Of Oth Aramids	156.783	156.783	426.163	426.163
5402200000	High Tenacity Yarn Of Polyesters	192.119	192.119	698.408	698.408
5402310000	Textured Yarn Of Nylon/oth Polyamides Measuring Single Yarn <= 50 Tex	175.987	175.987	1.245.618	1.245.618
5402320000	Textured Yarn Of Nylon/other Poly- Amides, Measuring Single Yarn <= 50 Tex	86.690	86.690	203.142	203.142
5402330000	Textured Yarn Of Polyesters	291.371	291.371	1.446.885	1.446.885
5402340000	Textured Yarn Of Polypropylene Synthetic Filament	27.523	27.523	59.168	59.168
5402390000	Other Texture Synthetic Filament Yarn	336.651	336.651	782.623	782.623
5402440000	Oth Yarn, Single, Of Elastomeric <=50 Turns/m	100.314	100.314	794.441	794.441
5402450000	Oth Yarn, Single, Oth, Of Nylon Or Oth Polyamides, <=50 Turns/m	136.149	136.149	508.790	508.790
5402460000	Oth Yarn, Single, Oth,of Polyesters, Partially Oriented, <=50 Turns/m	294.627	294.627	317.513	317.513
5402470000	Oth Yarn, Single, Of Oth Polyesters For Mdical/srgical Use, <=50 Turns/mtr	720.806	720.806	1.149.024	1.149.024
5402480000	Oth Yarn, Single, Oth, Of Polypropylene, <=50 Turns/m	500	500	610	610
5402490000	Oth Yarn, Single, Oth Thn, Of Elast, Nylon,polyeste,polypropylene,<=50 Trn/mt	109.842	109.842	495.711	495.711
5402510000	Oth Yarn, Single,twist,of Nylon/ Oth Polyamides, > 50 Turns/m	74.050	74.050	119.453	119.453
5402520000	Oth Yarn,single,twist, Of Polyester > 50 Turns/mtr	81.103	81.103	96.979	96.979
5402590000	Oth Yarn,single,twist,oth Th Of Nylon Or Oth Plyamide&polyester,>=50 Trn/mtr	6.529	6.529	35.869	35.869
5402610000	Oth Yarn Of Nylon/oth Polyamides, Multiple/cable	61.180	61.180	86.880	86.880
5402620000	Other Yarn Of Polyester, Multiple/cable	16.465	16.465	95.519	95.519
5402690000	Oth Yarn,multiple/cable,oth Thn Of Nylon/oth Polyamides&polyester	72.900	72.900	164.498	164.498
5403100000	High Tenacity Yarn Of Viscose Rayon	28.078	28.078	74.885	74.885
5403310000	Other Single Yarn Of Viscose Rayon, Un Twisted/with A Twist <120 Turns/m	17.273	17.273	74.610	74.610
5403330000	Other Single Yarn Of Cellulose Acetate	19.795	19.795	90.067	90.067
5403390000	Other Single Yarn	75.135	75.135	316.277	316.277
5403410000	Other Multiple (folded)/cable Yarn Of Yarn Of Viscose Rayon	23.675	23.675	77.863	77.863
5403420000	Other Multiple (folded)/cable Yarn Of Of Cellulose Acetate	234.004	234.004	1.086.012	1.086.012
5403490000	Other Artificial Filament Yarn	29.893	29.893	374.783	374.783
5404110000	Synth Monfilament Of Elastomeric >=67dctx,dim.<=1mm, Width<=5mm	119.556	119.556	524.790	524.790
5404190000	Synth.mnflmnt Oth Thn Elast&plyrpln >=67dctx,dim.<=1mm, Width<=5mm	305.044	305.044	1.842.793	1.842.793
5404900000	Synthetics Other Than Filaments Exceeds 1 Mm, Width <= 5 Mm	179.600	179.600	426.035	426.035
5406000000	Man-made Flamnt Yarn(oth Thn Sewing Thread), Put Up For Retail Sale.	20.879	20.879	142.439	142.439
5407101100	Unbleached Tyre Woven Fabrics & Conveyor Duck	90.811	90.811	738.548	738.548
5407101900	Other Unbleached Other Than Tyre Woven Fabrics & Conveyor Duck	46.496	46.496	707.326	707.326
5407109100	Tyre Woven Fabrics & Conveyor Duck Of Other Woven Fabrics Of Synthtcs	5.988	5.988	67.705	67.705
5407109900	Other Woven Fabrics Of Synthetics Flmnt Obtained Materials Of Head 54.04	26.371	26.371	380.518	380.518
5407200000	Woven Fabric, Bleachded/no, Obtained From Strip/the Like	51.099	51.099	237.335	237.335
5407300000	Fabrics Specified In Note 9 To Section	3.631	3.631	70.084	70.084
5407411000	Woven Nylon Mesh Fabric Of Untwisted Weight >=85% Of Flmnt Of	6.291	6.291	40.949	40.949
5407419000	Woven Fabrics Obtained From High Tencity Materials Of Heading 54.04.	53.423	53.423	252.669	252.669
5407420000	Dyed Woven Fabrics Weight>=85% Of Filament Of Nylon/polyamides	215.452	215.452	2.356.364	2.356.364
5407440000	Printed Woven Fabrics Weight>=85% Of Flmnt Of Nylon/polyamds	894	894	9.524	9.524
5407510000	Woven Fabrics, Bleachd/no, Con.>=85% Of Txturd Polyestr Flmnt	177.749	177.749	890.702	890.702
5407520000	Dyed Woven Fabrics Cont.>=85% Of Weight Of Textured Polyester Flmnt	896.191	896.191	5.649.146	5.649.146
5407530000	Oth Woven Fabrics Of Yarn Of Diff Color Weight>=85% Of Textrd Polyester	47.217	47.217	243.072	243.072
5407540000	Printed Woven Fabrics Cont.>=85%, Weight>=85% Of Textrd Polyester	56.079	56.079	496.935	496.935
5407610000	Oth Woven Fabrics, Cont >=85% Of By Weight Of Non Textured Polyester	1.131.386	1.131.386	5.587.715	5.587.715
5407690000	Oth Bleached/unbleached Woven Fabrics Cont.>=85% Of Polyester Polymnts	597.103	597.103	4.762.653	4.762.653
5407710000	Oth Woven Fabric,bleachd/no, Con.>=85% Of Txturd Polyester Flmnt	7.534	7.534	93.590	93.590
5407720000	Dyed Woven Fabrics Cont.>=85% Of Weight Of Synthetics Filament	28.630	28.630	154.632	154.632
5407730000	Oth Woven Fabrics Of Yarn Of Diff Color >=85% Weight Of Synthetic Filaments	5.861	5.861	47.102	47.102
5407740000	Printed Woven Fabrics Cont.>=85%, Weight Of Synthetics Filament	10.067	10.067	66.665	66.665
5407810000	Woven Fabrics,bleachd/no,cont. <85% Weight Of Synth Flmnt With Cotton	6.227	6.227	45.740	45.740
5407820000	Dyed Woven Fabrics Cont.<85% Of Weight Of Synth Flmnt With Cotton	38.532	38.532	374.326	374.326
5407830000	Oth Woven Fabrics Of Yarn Of Diff Color Weight<85% Of Synth Flmnt With	1.760	1.760	3.919	3.919
5407840000	Printed Woven Fabrics Cont.<85%, Weight Of Synth Flmnt With Cotton	6.375	6.375	112.749	112.749
5407910000	Woven Fabric,bleachd/no,obtained Other Than Synthetics/cotton Filament	3.838	3.838	30.783	30.783
5407920000	Dyed Woven Fabrics Obtained Other Than Synthetics/cotton Filaments	257.220	257.220	2.286.269	2.286.269
5407930000	Oth Woven Fabrics Of Yarn Of Diff Color Other Than Synthetics/cotton Filament	14.011	14.011	86.693	86.693
5407940000	Printed Woven Fabrics Obtained Other Than Synthetics/cotton Filaments	4.667	4.667	40.922	40.922
5408101000	Unbleached Woven Fabrics Obtained From High Yarn Of Viscose Rayon	1.559	1.559	26.396	26.396
5408109000	Bleached Woven Fabrics Obtained From High Yarn Of Viscose Rayon	1.691	1.691	26.955	26.955
5408220000	Dyed Woven Fabrics Cont.>=85% Weight Of Artificial Flmnts/strip	19.925	19.925	156.893	156.893
5408240000	Printed Woven Fabrics Cont.>=85% Weight Of Artificial Flmnts/strip Of	50.742	50.742	415.918	415.918
5408320000	Dyed Woven Fabrics Obtained Of Other Artificial Flmnt/strip Of The Like	364	364	3.569	3.569
5408330000	Oth Woven Fabrics Of Yarn Of Diff Color Obtnd Of Oth Artfical Flmnt/strip	384	384	5.559	5.559
5408340000	Printed Woven Fabrics Obtained Of Other Artificial Flmnt/strip Of The Like	94	94	9.212	9.212
5501100000	Synthetic Filament Tow Of Nylon/ Other Polyamides	20.994	20.994	81.900	81.900
5501200000	Synthetic Filament Tow Of Polymers	2.010	2.010	12.159	12.159
5501300000	Synthetic Filament Tow Of Acrylic/ Modacrylic	1.855.243	1.855.243	3.014.337	3.014.337
5501900000	Other Synthetic Filament Tow	18.818	18.818	31.906	31.906
5502000000	Artificial Filament Tow. Artificial Filament Tow.	2.750.205	2.750.205	12.702.325	12.702.325

I.3. IMPOR MENURUT KOMODITI / IMPORT BY HS COMMODITY
***** JANUARI / JANUARY 2009 *****

H S	Uraian Komoditi Commodity Description	Berat Bersih / Net Weight (Kg)		Nilai / Value C.I.F (US\$)	
		Bulan ini Current Month	Kumulatif Cum.Jan. to date	Bulan ini Current Month	Kumulatif Cum.Jan. to date
5503110000	Synthetic Staple Fibres Of Nylon/othr Polyamides Of Aramids	9.916	9.916	52.799	52.799
5503190000	Synthetic Staple Fibres Of Nylon/othr Polyamides Oth Thn Aramids	37.183	37.183	178.253	178.253
5503200000	Synthetic Staple Fibres Of Polyesters	2.519.087	2.519.087	2.878.420	2.878.420
5503300000	Synthetic Staple Fibres Of Acrylic/ Modacrylic	1.256.617	1.256.617	2.861.002	2.861.002
5503400000	Synthetic Staple Fibres Of Poplypropy Lene	200.276	200.276	361.381	361.381
5503900010	Other Synthetic Staple Fibres Of Poli Vinil Alcohol	103.051	103.051	428.182	428.182
5503900090	Other Synthetic Staple Fibres Of Other Than Polivinil Alcohol	118.056	118.056	430.100	430.100
5504100000	Artifcl Staple Fibres Of Viscose Rayon, Carded/othwise Proccsd For Spning	1.309.999	1.309.999	2.455.460	2.455.460
5504900000	Artifcl Staple Fibres Of Viscos Rayon Not Crded/othwise Procs For Spin	110.428	110.428	628.919	628.919
5505100000	Waste Of Man-made Fibres Of Synthetic Fibres	7.701	7.701	31.109	31.109
5506100000	Synth Staple Fibres Of Nylon/oth Poly Amides Crded,comb Othwse Procs For	7.308	7.308	66.758	66.758
5506200000	Synth Staple Fibres Of Polyester Crded, Combed Othwse Procs For Spning	207.369	207.369	229.844	229.844
5506300000	Synth Staple Fibres Of Arcylic/moda- Crylic Combed Othwse Procs For	45.970	45.970	120.235	120.235
5506900000	Oth Synth Staple Fibres, Carded, Comb Othwise Processed For Spinning.	80.000	80.000	27.182	27.182
5507000000	Artificial Staple Fibres, Carded, Comb Othwise Processed For Spinning	30.608	30.608	392.607	392.607
5508100000	Sewing Thread Of Man-made Staple Fibre Of Synthetic Staple Fibres For Rta	110.655	110.655	748.745	748.745
5508200000	Sewing Thread Of Man-made Staple Fibre Of Artifcial Staple Fibres For Reta	2.432	2.432	24.964	24.964
5509120000	Multiple/cabled Yarn Cont>=85% By Wght Of Staple Fbre Of Nylon/oth Poly	84	84	80	80
5509210000	Single Yarn Cont >=85% By Weight Of Polyester Staple Fibres	246.301	246.301	484.190	484.190
5509220000	Multiple (folded)/cabled Yarn Cont. >=85% Of Polyester Staple Fibres	280.196	280.196	511.022	511.022
5509310000	Single Yarn Cont >=85% By Weight Of Acrylic/modacrylic Staple Fibres	3	3	14	14
5509320000	Multiple/cabled Yarn Cont>=85% By Weight Of Acrylic/modacrylic Staple Fbrs	321	321	1.888	1.888
5509420000	Multiple (folded)/cabled Yarn Cont. >=85% Of Synthetic Staple Fibres	2.977	2.977	32.807	32.807
5509520000	Oth Yarn Of Polyester Staple Fibres Mixed Wool/animal Hair	79	79	918	918
5509530000	Oth Yarn Of Polyester Staple Fibres With Cotton	26.025	26.025	77.630	77.630
5509590000	Oth Yarn Of Polyester Staple Fibres Oth Than Mixed Mainly	732	732	14.417	14.417
5509690000	Oth Yarn Of Acrylic/modacrylic Staple Fibre Oth Thn Cotton&animal Hair	75	75	654	654
5509990000	Oth Yarn Of Synthetic Staple Fibres Oth Thn Mix With Animal Hair&cotton	21.505	21.505	36.601	36.601
5510110000	Single Yarn Cont >=85% By Weight Of Artificial Staple Fibres	68.832	68.832	257.804	257.804
5510120000	Multiple/cabled Yarn Cont.>=85% By Weight/artificial Staple Fibres	265	265	2.871	2.871
5510200000	Oth Yarn, Mixed Mainly/solely With Cont>=85% Of Weight Of Artifcl Stpl Fbr	3.636	3.636	29.688	29.688
5510300000	Other Yarn, Mixed Mainly/solely Cont>=85% Of Weight Of Cotton	6.629	6.629	112.661	112.661
5510900000	Other Yarn Of Artificial Staple Fibres Cont>=85% Of Weight Of Cotton	22.095	22.095	126.857	126.857
5511100000	Yarn Of Synthetic Staple Fibres, Cont. >=85% Weight Of Such Fibres	3.032	3.032	21.471	21.471
5511300000	Yarn Of Artifcial Staple Fibres Put Up For Retail Sale	8.452	8.452	89.595	89.595
5512110000	Woven Fabrics Of Synthetic Staple Fibre Cont>=85% Weight Of Polyester	90	90	2.877	2.877
5512190000	Woven Fabrcs Of Synth Staple Fbr Cont >=85% Wght,oth Than Polyester Stple	115.259	115.259	672.912	672.912
5512290000	Woven Fabrcs Of Synth Staple Fbr Cont >=85% Wght Of Oth Thn	39.995	39.995	520.546	520.546
5512910000	Oth Woven Fabrics Of Synth Staple Fibre Cont>=85% Weight Of Acrylic/mdcrylic	6.720	6.720	101.078	101.078
5512990000	Oth Woven Fabrics Cont>=85% Of Wght Of Acrylic/modacrylic Staple Fibres	26.460	26.460	218.835	218.835
5513110000	Woven Fbrcs Of Polyester Staple Fibres Plain Weave <=85% Mix W/cotton	38.419	38.419	276.313	276.313
5513130000	Oth Woven Fbrcs Of Polyester Stple Fbr <=85% Mixed Wght <170 G/m Of	28.959	28.959	135.391	135.391
5513190000	Oth Woven Fabrics <85% Mixed Cotton Weight <170 G/m Of Cotton	23.074	23.074	201.659	201.659
5513210000	Dyed Woven Fabrics Of Polyester Staple Fibres, Plain Weave <85% Of Such	125.015	125.015	678.604	678.604
5513230000	Oth Dyed Woven Fabrics Of Polyester Staple Fibres <85%, Cotton<170 G/m	2.760	2.760	21.895	21.895
5513290000	Oth Woven Fabrics <85% Such Fibres, Mixed Cotton <170 G/m	13.655	13.655	104.197	104.197
5513310000	Wvn Fabrics Of Yarn Of Diff Color Of Polyester Stple Fbrs,plain Weave<85%	147.425	147.425	327.146	327.146
5513390000	Oth Woven Fabrics<85% Of Such Fibres Weight <170 G/m Of Cotton	24.306	24.306	1.074.070	1.074.070
5513410000	Printed Polyester Staple Fibres, Plain Weave <85% Of Fbr, Cotton<170 G/m	535.076	535.076	652.639	652.639
5513490000	Other Woven Fabrics<85% Of Fibres Weight <170 G/m Of Cotton	26.808	26.808	190.803	190.803
5514120000	Bleached Or No,3 Or 4-thread Twill, Polyester Stpl Fbrs<85%,cotton>170g/m2	3.978	3.978	30.735	30.735
5514190000	Other Woven Fabrics<85% Of Fibres Mixed Weight >170g/m Of Cotton	99.576	99.576	1.596.654	1.596.654
5514210000	Dyed Polyester Staple Fbrs, Plain Weave Staple Fbrs<85%, Cotton >170	181	181	2.989	2.989
5514220000	Dyed, 3 Or 4-thread Twill, Incl. Twill Polyester Stpl Fbrs<85%,cotton>170g/m2	429	429	8.817	8.817
5514290000	Other Woven Fabrics<85% Of Fibres Mixed Weight >170g/m Of Cotton , Dyed	56.591	56.591	778.742	778.742
5514300000	Woven Fabrics Of Synth Stple Fibre <85%, Cotton >170 G/m, Diff Color	17.342	17.342	75.029	75.029
5514430000	Oth Printd Woven Fabrics Of Polyester Stpl Fbr <85%, Cotton >170 G/m	72	72	420	420
5514490000	Other Printed Woven Fabrics<85% Such Fibres, Weight >170 G/m Of Cotton	263.224	263.224	1.418.756	1.418.756
5515110000	Oth Woven Fabrcs Of Synth Stple Fbrs Of Polyester Stpl Fbr Mixed W/viscose	171.477	171.477	2.194.483	2.194.483
5515120000	Oth Woven Fabrcs Of Synth Stple Fbrs Of Polyester Stpl Fbr Mixed W/m-made	22.276	22.276	282.672	282.672
5515130000	Oth Woven Fabrcs Of Synth Stple Fbrs Of Polyster Stpl Fbr Mix W/wool/anml	4.200	4.200	76.540	76.540
5515190000	Other Woven Fabrics Of Synth Stple Fbr Of Other Polyester Staple Fibres	50.669	50.669	288.053	288.053
5515210000	Oth Wvn Fbrcs Of Acrylic/modacrylic Mixed/solely With Man-made Filament	98	98	537	537
5515290000	Oth Wvn Fbrcs Of Acrylic/modacrylic Mix W/other Than Man-made Filmnt/wool	152	152	1.406	1.406
5515910000	Oth Woven Fabrics Mixed Mainly/solely Man-made Filaments	141	141	1.968	1.968
5515990000	Oth Woven Fabrics Mixed Mainly/solely With Other Than Man-made Filmnt/wool	26.449	26.449	170.363	170.363
5516110000	Unbleached/bleached Woven Fabrics Of Artifcial Staple Fibre;weight>=85%	3.109	3.109	18.195	18.195
5516120000	Dyed Fbrcs Of Artifcial Staple Fibre; Weight>=85% Of Artifcial Staple Fibres	5.928	5.928	56.611	56.611
5516140000	Printed Woven Fabrics Of Yarns Of Diff Color; Wghts>=85% Of Artifcial Staple	44.425	44.425	384.187	384.187
5516220000	Dyed Woven Fabrics Of Artifcial Staple Fibre Mix M-m-f;weight<85%	5.163	5.163	51.625	51.625
5516230000	Woven Fabrics Of Yarn Of Diff Color Artifcial Staple Fibre;weight<85%	466	466	3.681	3.681
5516320000	Dyed Woven Fabrics Of Artifcial Staple Fibre Mixed With Wool;weight<85%	98	98	3.490	3.490
5516420000	Dyed Woven Fabrics Of Artifcial Staple Fibre Mixed With Cotton;weight<85%	9.391	9.391	61.473	61.473
5516430000	Woven Fabrics Of Yarn Of Diff Colors Mixed With Cotton;weight<85%	1.455	1.455	11.896	11.896
5516440000	Printed Woven Fbrcs Of Artifcl Staple Fibre Mixed With Cotton;weight<85%	5	5	40	40
5516920000	Other Dyed Woven Fabrics Of Artifcial Staple Fibre Mixed Cotton;weight<85%	21.724	21.724	114.668	114.668
5516930000	Oth Woven Fabric Of Yarn Of Diff Colors Staple Fibre Mixed	216	216	1.891	1.891
5516940000	Other Printed Woven Fabrics Of Artifcl Staple Fibre Mixed Cotton;weight<85%	9.778	9.778	109.079	109.079

I.3. IMPOR MENURUT KOMODITI / IMPORT BY HS COMMODITY

*** JANUARI / JANUARY 2009 ***

HS	Uraian Komoditi Commodity Description	Berat Bersih / Net Weight (Kg)		Nilai / Value C.I.F (US\$)	
		Bulan ini Current Month	Kumulatif Cum.Jan. to date	Bulan ini Current Month	Kumulatif Cum.Jan. to date
5601100000	Sanitary Towels & Tampons, Napkins Liners For Baby&similar Sanitary Article	18	18	265	265
5601210000	Wadding & Its Articles Of Man-made Fibres	237	237	4.488	4.488
5601221000	Wrapped Cigarette Tow Of Man-made Fibres	15	15	804	804
5601290000	Wrapped Cigarette Tow Of Other Than Man-made Fibres	36.100	36.100	38.881	38.881
5601301000	Polyamide Fibre Flock Of Wadding Material Not Exceeding 5 Length.	13.103	13.103	56.067	56.067
5601309000	Textile Flock & Dust Mill Neps Other Than Polyamide Fibre Flock;<=5 Flock	1.002	1.002	3.958	3.958
5602100000	Needleloom Felt & Stitch-bonded Fibre Covered/laminated.	148.880	148.880	1.039.571	1.039.571
5602290000	Oth Felt Of Oth Textile Materials,not Impregnated,coated,covered	10.685	10.685	125.615	125.615
5602900000	Felt, Oth Thn Needleloom&oth Felt Not Impregnated, Coated, Covered	22.764	22.764	163.064	163.064
5603110000	Non Woven Of Man-made Filament, Not	316.344	316.344	1.371.747	1.371.747
5603120000	Non Woven Of M-m-f, Not Imprgnated, Covred/lminated; 25g/m<weight<70g/m	211.730	211.730	791.104	791.104
5603130000	Non Woven Of M-m-f, Not Imprgnated, Covred/lminated;	247.510	247.510	699.453	699.453
5603140000	Non Woven Of M-m-f, Not Imprgnated, Covered/laminated; Weight>150g/m	131.325	131.325	591.727	591.727
5603910000	Non Woven Of Other, Weight=<25g/m2	302.688	302.688	619.680	619.680
5603920000	Non Woven Of Other 25g/m2 < Weighing =<70g/m2	823.133	823.133	1.663.941	1.663.941
5603930000	Non Woven Of Other 70g/m2 < Weighing =<150g/m2	14.819	14.819	75.190	75.190
5603940000	Non Woven Of Other, Weight=<150g/m2	179.244	179.244	1.240.039	1.240.039
5604100000	Rubber Thread & Cord, Textile Covered And The Like Head 5404/5405	19.316	19.316	222.677	222.677
5604900000	Oth Thn Rubber Thread&cord, Textile Coverd&the Like Head 5404/5405	198.225	198.225	264.434	264.434
5605000000	Metallised Yarn, Whether/not Gimped, Metallised Yarn, Whether/not Gimped,	1.499	1.499	2.236	2.236
5606000000	Gimped Yarn, Strip & The Like Of Headi Gimped Yarn, & Strip & The Like Of	229.936	229.936	397.530	397.530
5607210000	Binder/baler Twine Of Sisal/other Textile Fibres Of Genus Agave	1.181	1.181	23.787	23.787
5607290000	Othr Binder/baler Twine Of Sisal/oth Textile Fibres Of Genus Agave	126.690	126.690	164.141	164.141
5607410000	Binder/baler Twine Of Polyethylene/ Polypropylene	591	591	5.202	5.202
5607490000	Gimp Yarn,oth Thn Binder/baler Twine,of Polyethyln/polypropyln	429.760	429.760	538.070	538.070
5607501000	V-belt Cord Of Man-made Fibres Treated Resorcinol Formaldehyde>=10000	10.061	10.061	103.393	103.393
5607509000	V-belt Cord Of Othr Synth Fbrs Treated Measuring More Than 10,000 Decitex	92.156	92.156	838.335	838.335
5607901000	Other Gimped Yarn, Of Artificial Fibres, Like Of Heading 5404/5405	8.078	8.078	76.792	76.792
5607902000	Other Gimped Yarn, Of Abaca/oth Hard Fibrs,like Of Headng 5404/5405	1.239	1.239	15.555	15.555
5607909000	Other Gimped Yarn, Oth Thn Of Abaca And Artificial Fibres	9.774	9.774	25.782	25.782
5608110000	Made Up Fishing Net Of Man-made Textile Materials	201.179	201.179	213.690	213.690
5608192000	Net Bags Of Man-made Textile Material	14.975	14.975	53.089	53.089
5608199000	Knotted Of Twine,oth Than Man-made Texti. Matr.,fishg Net&net Bags	6.896	6.896	51.026	51.026
5608900000	Other Knotted Of Twine,cordage/rope Made Up Fishg Net And Oth	15.310	15.310	77.098	77.098
5609000000	Articles Of Yarn,strip/the Like Of Head 5404/5405,twine,cordage,rope/cable	58.141	58.141	188.144	188.144
5701901000	Articles Of Yarn,like Of Head. 5404/ 5405,of Cotton, Oth Text.matr.	230	230	23.071	23.071
5702200000	Floor Covering Of Coconut Fibres (coir) Not Tufted/flocked	9.155	9.155	5.439	5.439
5702399000	Floor Cov Of Pile Construct Of Other Textile Materials, Not Made Up,not Tuft	1.658	1.658	17.291	17.291
5702420000	Oth Floor Cov.of Pile Construct Made Up, Of Man-made Textile Matr	204.962	204.962	341.964	341.964
5702499000	Oth Floor Cov.of Pile Construct Made Up, Oth Thn Cotton&jute,oth Textile Matr	1.930	1.930	3.177	3.177
5703100000	Carpet&oth Txtl Flr Cov.,tufted, Whthr/ Not Made Up,of Wool/fine Anim.hair	734	734	20.399	20.399
5703200000	Carpet&oth Txtl Flr Cov.,tufted, Whthr/ Not Made Up,of Nyln/oth Plyamid	126.227	126.227	318.049	318.049
5703300000	Carpet&oth Txtl Flr Cov.,tufted, Whthr/ Not Made Up,of Oth Man-md-txtl Mtrls	185.911	185.911	717.566	717.566
5703901000	Carpet&oth Txtl Flr Cov.,tufted, Whthr/ Not Made Up,of Cotton,oth Textile Matr	6.634	6.634	16.856	16.856
5703909000	Carpet&oth Txtl Flr Cov.,tufted, Whthr/ Nt Md Up,not Cttn&jute Fbr,oth Txtl Mtrl	7.283	7.283	121.363	121.363
5704100000	Tiles, Having A Surface <=0,3m,felt,no Tufted/flocked,made Up/not	1	1	98	98
5704900000	Tiles, Having A Surface >0,3m,felt,not Tufted/flocked,made Up/not	130.079	130.079	130.242	130.242
5705100000	Oth Carpet&oth Txtl Flr Cov.,whthr/ Not Made, Of Cotton	16	16	156	156
5705900000	Oth Carpet&oth Txtl Flr Cov.,whthr/ Not Made,oth Thn Cotton&fibres	38.819	38.819	109.789	109.789
5801100010	Woven Pile&chenille Fbrc.of Wool/ Fine Animals Hairs,melton Cloth(tennis)	10.819	10.819	138.986	138.986
5801100090	Woven Pile&chenille Fbrc.of Wool/ Fine Anml Hairs,oth Melton Cloth(tennis)	58	58	1.138	1.138
5801210000	Uncut Weft Pile Fabrics Of Cotton Other Than Fabrics Of Head 5802/5806	306	306	3.101	3.101
5801220000	Cut Corduroy Of Cotton Oth Than Fabric Of Head 5802/5806	21.816	21.816	173.853	173.853
5801230000	Oth Weft Pile Fabrics Of Cotton Oth Than Fabrics Of Head 5802/5806	1.208	1.208	8.714	8.714
5801250000	Warp Pile Fabrics Of Cotton, Cut, Other Than Fabrics Of Head 5802/5806	4.856	4.856	47.615	47.615
5801260000	Chenille Fabrics Of Cotton Other Than Fabrics Of Head 5802/5806	134	134	2.295	2.295
5801310000	Uncut Weft Pile Fbrcs Of Man-made Fbrs Other Than Fabrics Of Head	20.200	20.200	72.000	72.000
5801330000	Oth Weft Pile Fabrics Of Man-made Fbrs Other Than Fabrics Of Head	4.301	4.301	42.853	42.853
5801350000	Warp Pile Fabrics Of Man-made Fbrs,cut, Other Than Fabrics Of Head	6.286	6.286	52.251	52.251
5801901000	Othr Carpet & Text Floor Covrng Of Silk Than Fabrics Of Head 5802/5806	1.047	1.047	8.291	8.291
5801909000	Othr Carpet & Text Floor Covrng Of Oth Than Silk/fabrics Of Head 5802/5806	26.817	26.817	115.275	115.275
5802110000	Unbleachd Terry Towelling&smiar Woven Fbrcs Of Cotton Oth Than Head	1.089	1.089	4.362	4.362
5802190000	Bleachd Terry Towelling&smiar Woven Fbrcs Of Cotton Oth Than Head 5806	784	784	5.921	5.921
5802200000	Terry Towelling & Imilar Ofothr Textile Mat Fbrcs Of Cotton Oth Than Head	236	236	1.769	1.769
5803001000	Gauze, Oth Thn Narrow Fbrcs Of Heading 58.06, Of Cotton	27.788	27.788	451.835	451.835
5803009000	Gauze, Oth Thn Narrow Fbrcs Of Heading 58.06, Oth Thn Cotton	8.042	8.042	214.089	214.089
5804101000	Tulles & Other Net Fabrics Of Silk,not Incl Woven Fabrics Of Head 6002 To	10.120	10.120	101.704	101.704
5804102000	Tulles & Other Net Fbrcs Of Cotton,not Incl Woven Fabrics Of Head 6002 To	86	86	870	870
5804109000	Tulles&oth Net Fbr Oth Than Silk/cotton Inc Woven Fabrics Of Head 6002 To	34.602	34.602	277.109	277.109
5804210000	Mechanically Made Lace Of Man-made Fbrs Excl Fabrics Of Head 6002 To	37.156	37.156	735.279	735.279
5804290000	Mechanically Made Lace Of Oth Textile Mat. Excl Fabrics Of Head 6002 To	22.298	22.298	600.100	600.100
5804300000	Mechanically Hand-made Lace Excl.fabric Of Head 6002 To 6004	4.213	4.213	93.255	93.255
5805001000	Hand-woven Tapestries Of Cotton, Whether Or Not Made Up	513	513	6.318	6.318
5805009000	Hand-woven Tapestries Of Other Than Cotton, Whether/not Made Yp	218	218	1.276	1.276
5806101000	Woven Pile Fabrics Of Silk Other Than Goods Of Head 5807	9.119	9.119	85.879	85.879
5806102000	Woven Pile Fabrics Of Cotton Other Than Goods Of Head 5807	5.017	5.017	26.725	26.725
5806109000	Woven Pile Fabrics Of Other Than Silk/ Cotton Oth Than Goods Of Head	2.093	2.093	14.593	14.593
5806200000	Oth Woven Fabrics;weight>=5% Of Elasto- Meric Yarn/thread	72.792	72.792	988.405	988.405

I.3. IMPOR MENURUT KOMODITI / IMPORT BY HS COMMODITY

*** JANUARI / JANUARY 2009 ***

HS	Uraian Komoditi Commodity Description	Berat Bersih / Net Weight (Kg)		Nilai / Value C.I.F (US\$)	
		Bulan ini Current Month	Kumulatif Cum.Jan. to date	Bulan ini Current Month	Kumulatif Cum.Jan. to date
5806311000	Narrow Woven Fabrics Of Cotton For Mfg Of Ink Ribbon Oth Thn Goods Of	4.498	4.498	40.962	40.962
5806312000	Backing For Electrical Insulating Paper Other Than Good Of Head 5807	78	78	2.911	2.911
5806313000	Slide Fastener Ribbons;width<=12mm Other Than Good Of Head 5807	53	53	336	336
5806314000	Webbings Used In Covering Piping, Poles And The Like But Goods Of Head	2.870	2.870	17.931	17.931
5806319000	Other Woven Fabrics Excluding Goods Of Head 5807	2.640	2.640	39.788	39.788
5806321000	Narrow Woven Fabrics Of Man-made Fibres For Seat Belt Webb Excl Goods Of	100.712	100.712	1.446.124	1.446.124
5806322000	Slide Fastener Ribbon;width<=12mm Of Mf For Seat Belt Webb Excl Goods Of	420	420	10.180	10.180
5806329000	Woven Fbrcs Of Oth Than Cotton/man-made Fbr Other Than Goods Of Head	118.341	118.341	1.274.217	1.274.217
5806391000	Woven Fabrics Of Silk Other Than Goods Of Head 5807	1.787	1.787	39.129	39.129
5806399010	Woven Fabr For Covering,piping, Poles, Other Than Goods Of Head 5807	559	559	10.112	10.112
5806399020	Narrow Woven Fabrics For Mfg Of Ribbons Typewritr, No Ink Oth Than Good Of	153	153	1.562	1.562
5806399090	Narrow Fabrics Used For Slide Fastener; Width>12mm	6.991	6.991	72.867	72.867
5806400000	Fabrics Consist Of Warp Without Assbl'd By Means Of An Adhesive	129	129	683	683
5807100000	Labels,badges, Similar Mat Of Woven,in Piece,strip,shape/size,not Embroidere	301.845	301.845	4.422.270	4.422.270
5807900010	Labels,badges, Similar Mat Of Non Woven Fbr In Piece,strip,shape/size,not	47.137	47.137	503.179	503.179
5807900090	Labels,badges, Similar Mat Of Oth Woven Fbr In Piece,strip,shape/size,not	53.379	53.379	633.430	633.430
5808101000	Braid In The Piece Combined With Rubber Threads, Without Embroidery, Not	3.141	3.141	52.811	52.811
5808109000	Braids Not In The Piece Combined With Threads, Without Embroidery, Not	948	948	15.846	15.846
5808901000	Oth Braids Combined With Rubber Threads Without Embroidery, Not	16.286	16.286	139.436	139.436
5808909000	Oth Braid Combined With Oth Than Rubber Threads, Without Embroidery, Not	5.268	5.268	64.711	64.711
5809000000	Woven Fabrics Of Metal Thread & Woven Fabrics Of Metallised Yarn Of Head	529	529	8.517	8.517
5810100000	Embroidery Without Visible Ground,in Pie In Strip Motifs	55	55	4.541	4.541
5810910000	Embroidery Of Cotton, Without Visible Gorund In Piece,in Strip Motifs	63.491	63.491	1.130.788	1.130.788
5810920000	Embroidery Of Man-made Fibres, Without Visible Goround,in Piece,in Strip	69.790	69.790	422.894	422.894
5810990000	Embroidery Of Other Textile Material, Visible Goround,in Piece,in Strip Motifs	114.341	114.341	1.106.305	1.106.305
5811000000	Quilted Textile Prods In The Piece, With Mat Aseembld Othr Than Embrdry Of 5	40.859	40.859	294.534	294.534
5901100000	Textile Fabrics Coated W/gum/amylace Used For Covers Books And The Like	2.300	2.300	43.888	43.888
5901901000	Textile Fabrics Coated W/gum/amylace For Tracing Cloth	1.317	1.317	13.432	13.432
5901909000	Textile Fabrics Coated W/gum/amylace For Other Than Tracing Cloth/paintg C	11.365	11.365	16.424	16.424
5902101000	Chafaer Canvas Type Of Nylon/oth Poly- Amides, High Tenacity, Rubberised	5.789	5.789	42.625	42.625
5902109000	Chafaer Canvas Type Of Nylon/oth Poly- Amides, High Tenacity, Not Rubberised	657.960	657.960	3.066.397	3.066.397
5902202000	Chafaer Canvas Type Of Polyester, High Nylon, Tenacity, Rubberised	23.510	23.510	92.624	92.624
5902209000	Chafaer Canvas Type Of Polyester, High Nylon, Tenacity, Not Rubberised	238.420	238.420	1.040.487	1.040.487
5902900000	Tyre Cord Fabric Of High Tenacity Yarn, Oth Thn Nyl'n/oth Polym'd&polyst	17.374	17.374	100.912	100.912
5903100000	Textile Fabrics Impregnat.coat.cover With Polyvinyl Chloride	2.766.747	2.766.747	2.268.074	2.268.074
5903200000	Textile Fabrics Impregnat.coat.cover With Polyurethane	546.693	546.693	4.141.199	4.141.199
5903901000	Impregnated Textile Fbrcs Of Nylon Canv Coated With Plastics Oth Than Of	43.694	43.694	262.116	262.116
5903909000	Oth Imprgntd Text Fbr Of Otht Han Nylon Canvas Coated W/plastic Oth Thn	169.360	169.360	1.225.085	1.225.085
5904900000	Oth Linoleum, Cut To Shape/not, Coating Applied On Textile Backing	1.121	1.121	18.804	18.804
5906100000	Adhesive Tape;width<=20cm, Oth Than Of Heading 5902	10.113	10.113	136.367	136.367
5906910000	Knitted/crocheted Linoleum, Whether Of Not To Shape	6.628	6.628	101.759	101.759
5906991000	Linoleum For Hospital Rubber Sheeting, Whether/not Cut To Shape.	1.011	1.011	9.281	9.281
5906999000	Linoleum Not For Hospital Rbbr Sheetin Whether/not Cut To Shape.	3.047	3.047	37.288	37.288
5907001000	Fabrics Impregnated,coated/covered Oil Of Oil-based Preparation	312	312	10.470	10.470
5907004000	Fabrics Imprgntd.coated/covered Flock Velvet, The Entire Surface Of Textile Fl	20.410	20.410	86.334	86.334
5907006000	Fabrics Impregnated,coated/covered Othe Materials	31.399	31.399	43.640	43.640
5907009000	Othe Textile Fabrics Not Impregnated, Covered With Othe Materials	2.177	2.177	44.556	44.556
5908001000	Wick; Incandescent Gas Mantles Whether/not Impregnated	7.788	7.788	55.170	55.170
5908009000	Textile Oth Than Wick; Incandescent Gas Mantles, Whether/not Impregnated	7.398	7.398	63.981	63.981
5909001000	Fire Hoses And Similar Textile Tubing	29.132	29.132	134.483	134.483
5909009000	Othe Textile Hosepiping & Similar Textile Tubing	13.151	13.151	70.087	70.087
5910000000	Transmssn/convyr Belts/belting, Of Textl Matr, Whether/not Impregnated,	6.034	6.034	128.968	128.968
5911100000	Textile Fabrics, Felt&felt-lined Woven Coated With Rubber,leather/oth Materi	15.281	15.281	212.458	212.458
5911200000	Bolting Cloth, Whether/not Made Up	3.605	3.605	162.335	162.335
5911310000	Textile Fabrics&felts;weight< 650 G/m, In Making/similar Machinenery	20.236	20.236	688.996	688.996
5911320000	Textile Fabrics&felts;weight>= 650 G/m, In Making/similar Machinenery	48.563	48.563	3.090.024	3.090.024
5911400000	Straining Cloth Of A Kind Used In Oil Or The Like Incl That Of Hair	4.121	4.121	37.000	37.000
5911901000	Textile Packings & Gaskets Used In Making/similar Machinery	10.890	10.890	26.070	26.070
5911909000	Othe Than Textile Packings & Gaskets Used In Making/similar Machinery	378.585	378.585	2.113.395	2.113.395
6001101000	Unbleached Long Pile, Knitted/crocheted, Mercerised	12.414	12.414	76.464	76.464
6001109000	Bleached Long Pile, Knitted/crocheted, Not Mercerised	5.472	5.472	39.423	39.423
6001210000	Looped Pile Fabrics Of Cotton, Knitted/crocheted	17.751	17.751	285.878	285.878
6001220000	Looped Pile Fabric Of Man Made Fibre, Knitted/crocheted	12.110	12.110	103.245	103.245
6001290000	Looped Pile Fabric Of Oth Textls Matr's, Knitted/crocheted	2.159	2.159	24.460	24.460
6001910000	Oth Pile Fabrics, Of Cotton, Knitted/crocheted	2.209	2.209	18.470	18.470
6001921000	Oth Pile Fabrics, Of Man Made Fibres, Unbleached	50.177	50.177	334.737	334.737
6001929000	Oth Pile Fabrics, Of Man Made Fibres, Othe Than Unbleached	69.430	69.430	232.872	232.872
6001991000	Unbleached Fabrics Of Othe Textile Materials,not Mercerised	3.335	3.335	30.754	30.754
6001999000	Bleached Fabrics Of Othe Textile Materials,not Mercerised	2.968	2.968	33.137	33.137
6002400000	Knit/croch Fbrcs;weight>5% Of Elastome Yarn,no Rubber Thread, Oth Than Of	301.685	301.685	3.510.810	3.510.810
6002900000	Knit/croch Fbrcs;weight<5% Of Elastome Yarn,no Rubber Thread, Oth Than Of	1.083.635	1.083.635	10.099.160	10.099.160
6003100000	Knit/croc Fbrcs Of Wool/fine Annal Hair, Width<=30cm Oth Than 6001/6002	2.075	2.075	13.647	13.647
6003200000	Knit/crocheted Fabrics Of Cotton Width<=30cm Oth Than 60.01/60.02	14.652	14.652	121.004	121.004
6003300000	Knit/crocheted Fabrics Of Synthetic Fibr, Width<=30cm Oth Than 6001/6002	75.855	75.855	525.629	525.629
6003400000	Knit/crocheted Fabrics Of Artificial Width<=30cm Oth Than 60.01/60.02	3.253	3.253	52.885	52.885
6003900000	Othr Knit/croc Fabrics, Width<=30cm Oth Than 60.01/60.02	50.206	50.206	303.378	303.378
6004101000	Knitted Swimwear Fabric;weight 80% Synth Yarn; 20% Elastic Yarn	593.423	593.423	4.942.669	4.942.669
6004109000	Knitt/crochet Fabr,width<=30cm Con.>20%, Oth Thn Of Heading 6001	789.930	789.930	4.382.087	4.382.087

I.3. IMPOR MENURUT KOMODITI / IMPORT BY HS COMMODITY

*** JANUARI / JANUARY 2009 ***

HS	Uraian Komoditi Commodity Description	Berat Bersih / Net Weight (Kg)		Nilai / Value C.I.F (US\$)	
		Bulan ini Current Month	Kumulatif Cum.Jan. to date	Bulan ini Current Month	Kumulatif Cum.Jan. to date
6004900000	Othe Knitted/crocheted Fabrics; Width <=30cm Othe Than Of Heading 6001	143.902	143.902	1.523.746	1.523.746
6005210000	Warp Knit Fabrics Of Cotton Othe Than Of Heading 60.01-60.04	10.085	10.085	87.845	87.845
6005220000	Dyed Warp Knit Fabrics Of Cotton Othe Than Of Heading 60.01-60.04	7.379	7.379	179.422	179.422
6005240000	Printed Warp Knit Fabrics Of Cotton Oth Than Of Heading 60.01-60.04	7.317	7.317	56.755	56.755
6005311000	Wrp Knit Fbrc,of Synthtc,bleach/no, Swimwr,of Polyester&polybutylene	11.583	11.583	149.572	149.572
6005319000	Wrp Knit Fbrc,of Synthtc,bleach/no, Oth Thn Swimwr,of Polystr&polybutyl	167.041	167.041	1.356.410	1.356.410
6005321000	Warp Knit Fbrc,of Synthtc,dyed, Swimwr,of Polyester&polybutylene	69.220	69.220	416.129	416.129
6005329000	Warp Knit Fbrc,of Synthtc,dyed, Oth Thn Swimwr,of Polystr&polybutyl	208.179	208.179	1.374.382	1.374.382
6005331000	Wrp Knit Fbrc,of Synthtc,yarn Diff Clrs, Swimwr,of Polyester&polybutylene	2.209	2.209	32.118	32.118
6005339000	Wrp Knit Fbrc,of Synthtc,yarn Diff Clrs, Oth Thn Swimwr,of Polystr&polybutyl	61.628	61.628	758.993	758.993
6005341000	Warp Knit Fbrc,of Synthtc,printed, Swimwr,of Polyester&polybutylene	8.743	8.743	80.374	80.374
6005349000	Warp Knit Fbrc,of Synthtc,printed, Oth Thn Swimwr,of Polystr&polybutyl	21.806	21.806	63.627	63.627
6005420000	Dyed Warp Knit Fabrics Of Artificial Fibr Oth Than Of Heading 60.01-60.04.	488	488	9.369	9.369
6005900000	Oth Warp Knit Fabrics Oth Than Of Heading 60.01-60.04	134.846	134.846	773.616	773.616
6006100000	Oth Knit/crochtd Fbrcs Of Wool/fine Animal Hair Oth Than Of Head 6001-6004	102.189	102.189	2.046.964	2.046.964
6006210000	Oth Knit/crochtd Fbrcs Of Cotton Oth Than Of Heading 60.01-60.04.	185.816	185.816	1.662.730	1.662.730
6006220000	Oth Dyed Knit/crochtd Fbrcs Of Cotton Oth Than Of Heading 60.01-60.04.	1.439.129	1.439.129	10.501.297	10.501.297
6006230000	Oth Knit/crochtd Fbrcs Of Yarn Of Dif Color Oth Than Of Heading 60.01-60.04	15.652	15.652	70.793	70.793
6006240000	Oth Printed Knit/crochtd Fbrcs Of Cotton Oth Than Of Heading 60.01-60.04.	15.714	15.714	160.516	160.516
6006311000	Oth Warp Knit Fbrcs Of Nylon Fibr Mesh For As A Backng Mat For Mosaic	16.484	16.484	115.749	115.749
6006319000	Oth Warp Knit Fbrcs Of Oth Than Of Heading 60.01-60.04.	22.069	22.069	158.694	158.694
6006321000	Dyed Nylon Fibre Mesh For Use As Backng Mat For Mosaic Tiles Oth Than	354.644	354.644	3.358.791	3.358.791
6006329000	Oth Dyed Nylon Fibres Material For Mosaic Tiles Oth Than Head Of 6001-6004	205.087	205.087	1.688.480	1.688.480
6006330000	Oth Knittd/crochetd Fbrc Synthtc, Of Yarn Of Diff Colors	1.579	1.579	19.130	19.130
6006340000	Oth Knittd/crochetd Fbrc Synthtc, Printed	15.637	15.637	128.028	128.028
6006410000	Oth Warp Knit Fabrics Of Artificial Fibres Oth Than Of Heading 60.01-60.04.	1.291	1.291	20.655	20.655
6006420000	Oth Dyed Warp Knit Fabrics Of Artifi- Cial Fibres Oth Than Of Head 60.01-60.04	151.425	151.425	976.391	976.391
6006440000	Oth Warp Knit Fabrics Of Artificial Fibres Printed Oth Than Of Head 60.01-60	347	347	2.209	2.209
6006900000	Oth Warp Knit Fabrics Oth Than Of Art Cial Fibres Oth Than Of Head 6001-	369.052	369.052	2.830.974	2.830.974
6101200000	Male's Wear Of Cotton Oth Than Of Head 61.03	5.734	5.734	40.588	40.588
6101300000	Male's Wear Of Man-made Oth Than Of Head 61.03	751	751	4.623	4.623
6101900000	Male's Wear Of Oth Textile Material Oth Than Of Head 61.03	96	96	1.534	1.534
6102200000	Female's Wear Of Cotton,Knitted/ Crocheted Oth Than Of Head 6104	3.099	3.099	16.202	16.202
6102300000	Female's Wear Of Man-made Fibres, Knitted/crocheted Oth Than Of Head 61	1.493	1.493	6.211	6.211
6103320000	Male's Jackets & Blazers Of Cotton	1.374	1.374	11.830	11.830
6103330000	Male's Jackets & Blazers Of Synthetic Fibres	351	351	8.068	8.068
6103399000	Male's Jackets & Blazers Of Oth Textil Materials	143	143	2.373	2.373
6103420000	Male's Trousers,bib&brace Overall,bree Ches&shorts Of Cotton	810	810	5.330	5.330
6103430000	Male's Trousers,bib&brace Overall,bree Ches&shorts Of Synthetic Fibres	3.549	3.549	39.081	39.081
6103490000	Men/boy Trousr,bib&brace Overll,breech& Short Of Oth Textil Matr,knitt/crochet	186	186	6.137	6.137
6104130000	Female's Suits Of Synthetic Fibres	131	131	246	246
6104192000	Women/girl Suits,of Cotton Synthtc Fibres,of Oth Textl Matr,knitt/crochet	35	35	92	92
6104199000	Female's Suits Of Oth Textile Material	1	1	2	2
6104220000	Female's Ensembles Of Cotton	2.559	2.559	5.923	5.923
6104230000	Female's Ensembles Of Synthetic Fibres	637	637	1.279	1.279
6104320000	Female's Jackets & Blazers Of Cotton	3.693	3.693	26.403	26.403
6104330000	Female's Jackets & Blazers Of Synthetic Fibres	1.750	1.750	9.622	9.622
6104390000	Women/girl Jackets&blazers, Of Oth Textl Matr,knitt/crochet	126	126	1.594	1.594
6104420000	Dressed Of Cotton	4.268	4.268	35.210	35.210
6104430000	Dressed Of Synthetic Fibres	2.926	2.926	17.326	17.326
6104440000	Dressed Of Artificial Fibres	580	580	23.740	23.740
6104490000	Dresses Of Other Textile Materials	475	475	8.292	8.292
6104520000	Female's Skirts & Divided Skirts Of Cotton	2.641	2.641	7.243	7.243
6104530000	Female's Skirts & Divided Skirts Of Synthetic Fibres	84	84	1.807	1.807
6104590000	Women/girl Skirts&devided Skirts, Of Oth Textl Matr,knitt/crochet	15	15	1.448	1.448
6104620000	Female's Trousers, Bib & Brace Overalls Breeches & Shorts Of Cotton	47.851	47.851	127.558	127.558
6104630000	Female's Trousers, Bib & Brace Overalls Breeches & Shorts Of Synthetic Fibres	31.100	31.100	69.111	69.111
6104690000	Womn/girl Trousr,bib&brace Overll, Brh&short F Oth Textl Matr,knitt/crochet	3.760	3.760	49.078	49.078
6105100000	Male's Wear Of Cotton, Knitted/ Crocheted	10.155	10.155	170.802	170.802
6105201000	Male's Wear Of Synthetic Fibres, Knitted Or Crocheted	2.786	2.786	56.140	56.140
6105202000	Male's Wear Of Artificial Fibres, Knitte Or Crocheted	610	610	15.798	15.798
6105900000	Men/boy Shirts Of Oth Textls Matr, Knitt/crochet	11	11	1.025	1.025
6106100000	Female's Wear Of Cotton, Knitted/ Crocheted	39.110	39.110	218.246	218.246
6106200000	Female's Wear Of Man-made, Knitted Or Crocheted	9.283	9.283	58.024	58.024
6106900000	Womn/girl Blous,shirt&shirtblous, Oth Textl Matr,knitt/crochet	229	229	24.892	24.892
6107110000	Male's Underpants & Briefs Of Cotton	9.640	9.640	80.526	80.526
6107120000	Male's Underpants & Briefs Of Man-made Fibres	4.219	4.219	11.847	11.847
6107190000	Male's Underpants & Briefs Of Oth Textls Matr	4.214	4.214	9.268	9.268
6107210000	Male's Nightshirts & Pyjamas Of Cotton	1.299	1.299	12.534	12.534
6107220000	Male's Nightshirt & Pyjama Of Man-made Fibres	652	652	996	996
6107910000	Oth Wear Articles Of Cotton	20.270	20.270	22.013	22.013
6107990000	Oth Wear Male Of Oth Textls Matr	1	1	54	54
6108110000	Female's Slips & Petticoats Of Man- Made Fibres	299	299	10.972	10.972
6108199090	Female's Slips & Petticoats Oth Thn Silk, Of Oth Textls Matr	577	577	23.851	23.851
6108210000	Briefs & Panties Of Cotton	13.291	13.291	70.983	70.983
6108220000	Briefs & Panties Of Man-made Fibres	55.979	55.979	151.780	151.780
6108290000	Female's Brief&pantie,knitt/crochet Of Oth Textls Matr	221	221	3.506	3.506
6108310000	Nightdresses & Pyjamas Of Cotton	12.026	12.026	34.209	34.209

I.3. IMPOR MENURUT KOMODITI / IMPORT BY HS COMMODITY
***** JANUARI / JANUARY 2009 *****

H S	Uraian Komoditi Commodity Description	Berat Bersih / Net Weight (Kg)		Nilai / Value C.I.F (US\$)	
		Bulan ini Current Month	Kumulatif Cum.Jan. to date	Bulan ini Current Month	Kumulatif Cum.Jan. to date
6108320000	Nightdresses & Pyjamas Of Man-made Fibres	6.960	6.960	14.613	14.613
6108910000	Negliges, Bathrobes, Dressing Gowns Of Cotton	70	70	508	508
6108920000	Negliges, Bathrobes, Dressing Gowns Of Man-made Fibres	560	560	1.197	1.197
6109101000	Men/boys't-shirts, Singlets & Oth Vests, Knitted/crocheted Of Cotton	49.855	49.855	423.343	423.343
6109102000	Women/girls't-shirts,singlets & Oth Vests, Knitted/crocheted Of Cotton	18.740	18.740	259.715	259.715
6109901000	Men/boys't-shirts,singlets & Oth Vests Knit./crocheted Of Ramie, Linen/silk	9.503	9.503	63.672	63.672
6109902000	Men/boys't-shirts,singlets & Oth Vests Knitted/crocheted Of Oth Materials	40.488	40.488	129.996	129.996
6109909000	T-shirt,singlet&oth Vest,knitte/crochet, Of Oth Txtl Mtrl,oth Thn F Rami,linn&slk	5.219	5.219	62.004	62.004
6110110000	Jerseys,pullovers, Cardigans, Waistcoat Of Wool	21.388	21.388	46.315	46.315
6110120000	Jerseys,pullovers, Cardigans, Waistcoat Of Kashmir (cashmere) Goats	51	51	2.576	2.576
6110190000	Jerseys,pullovers, Cardigans, Waistcoat Of Oths Wool/fine Animal Hair	23	23	5.750	5.750
6110200000	Jerseys,pullovers, Cardigans, Waistcoat Of Cotton	136.819	136.819	977.748	977.748
6110300000	Jerseys,pullovers, Cardigans, Waistcoat Of Man-made Fibres	10.812	10.812	128.729	128.729
6110900000	Jersey,pulovr,cardign,waistcoat&similir Article,knitt/crochet,of Oth Txtl Mtrl	71.311	71.311	328.736	328.736
6111200000	Babie Garment&clothing Accessorie, Knitt/crochet,of Cotton	6.231	6.231	108.111	108.111
6111300000	Babie Garment&clothing Accessorie, Knitt/crochet,of Synthtc Fibres	3.200	3.200	23.874	23.874
6111900000	Babie Garment&clothing Accessorie, Knitt/crochet,of Oth Txtl Mtrl	2.455	2.455	66.033	66.033
6112110000	Track Suits Of Cotton Knitted/crocheted	9	9	309	309
6112190000	Track Suits Of Oth Txtl Mtrl, Knitted/crocheted	14	14	642	642
6112310000	Male's Swimwear,of Synthtc Fibrs, Knitted/crocheted	5	5	168	168
6112410000	Female Swimwear,of Synthtc Fibr, Knitted/crocheted	1.556	1.556	45.247	45.247
6112490000	Female Swimwear,of Oth Txtl Mtrl, Knitted/crocheted	1.087	1.087	2.071	2.071
6113001000	Diver Wetsuit,made Up Of Knitt/cochet, Fabrics Of Heading 5903, 5906/5907	162	162	2.618	2.618
6113002000	Protectve/safety Garmnt Fr Worker,made- Up Of Knitt/cochet,head	103	103	264	264
6114200000	Oth Garments, Knitted/crocheted Of Cotton	101.719	101.719	550.508	550.508
6114300000	Oth Garments, Knitted/crocheted Of Of Man-made Fibres	702	702	16.001	16.001
6114900000	Oth Garments, Knitted/crocheted Of Of Oth Textile Materials	28.571	28.571	309.755	309.755
6115100000	Party Hose & Tights Of Graduated Compression Hosiery	90	90	2.978	2.978
6115210000	Party Hose & Tights Of Synthetic Fibres, Single Yarn<67 Decitex, Elastic/rubber	1.953	1.953	13.271	13.271
6115220000	Party Hose & Tights Of Synthetic Fibres, Single Yarn<67>67 Decitex,	20	20	870	870
6115291000	Stockings,socks,sockettes Of Cotton Single Yarn<67 Decitex, Elastic/rubber	226	226	809	809
6115299000	Party Hose & Tights Of Oth Than Cotton Elasticated/rubberised	3.194	3.194	6.788	6.788
6115301000	Women's Full-length,knee-length Hosiery Of Cotton, Single Yarn < 67 Decitex	9.242	9.242	20.920	20.920
6115309000	Women's Full-length,knee-length Hosiery Of Oth Than Cotton, Single Yarn<67	26	26	673	673
6115940000	Oth Stockings,socks, Of Wool/fine Animal Hair,single Yarn < 67 Decitex	93	93	2.483	2.483
6115950000	Oth Stockings,socks, Of Cotton, Single Yarn < 67 Decitex	3.750	3.750	100.038	100.038
6115960000	Oth Stockings,socks,sockettes Of Synthetic Fibres,single Yarn < 67 Dtex	10.901	10.901	96.175	96.175
6115990000	Oth Stockings,socks,sockettes Of Oth Textile Materials, Single Yarn<67 Dtex	91	91	284	284
6116100000	Gloves,mittens, Mitts, Knitted,croch. Impregn., Coated/covered Plastics/rubber	5.806	5.806	63.237	63.237
6116910000	Gloves,mittens,of Wool/fine Animal Hair Knit. Not Impregn.coat.plastics/rubbers	250	250	12.645	12.645
6116939000	Gloves,mittens,of Oth Th Synthetic Fbrs Knit.not Impregn.coat.plastics/rubbers	2.066	2.066	8.831	8.831
6116990000	Gloves,mittens,of Oth Textile Materials Knit.not Impregn.coat.plastics/rubbers	7	7	142	142
6117101000	Shawls, Scarves, Mufflers, Mantillas, & The Like Of Cotton	1.651	1.651	21.414	21.414
6117109000	Shawls, Scarves, Mufflers, Mantillas, & The Like Of Oth Textile Materials	2.605	2.605	19.037	19.037
6117801100	Ties, Bow Ties & Cravats Of Wool/fine Animal Hair	110	110	1.597	1.597
6117801900	Ties, Bow Ties & Cravats Of Oth Than Wool/fine Animal Hair	6	6	775	775
6117809000	Oth Access Of Oth Than Wool/fine Animal Hair	28.172	28.172	752.276	752.276
6117900000	Oth Parts Of Garment	45.509	45.509	127.780	127.780
6201110000	Men/boys'overcoats,raincoats,car-coats, Cloaks Of Wool/fine Animal Hair	63	63	1.583	1.583
6201120000	Men/boys'overcoats,raincoats,car-coats, Cloaks Of Cotton	144	144	8.478	8.478
6201130000	Men/boys'overcoats,raincoats,car-coats, Cloaks Of Man-made Fibres	182	182	3.323	3.323
6201190010	Men/boys'overcoats,raincoats,car-coats Capes,cloaks Of Silk	10	10	13	13
6201190090	Men/boys'overcoats,raincoats,car-coats, Cloaks Of Oth Man-made Fibres	90	90	2.425	2.425
6201920000	Men/boys' Anorak, Wind-cheaters/jackets Of Cotton	1.769	1.769	9.661	9.661
6201930010	Men/boys' Anorak, Wind-cheaters/jackets Of Batik	76	76	407	407
6201930090	Men/boys' Anorak, Wind-cheaters/jackets Of Oth Man-made Fibres	2.130	2.130	39.456	39.456
6201990090	Men/boys' Anorak, Wind-cheaters/jackets Of Oth Textile Materials	12	12	147	147
6202110000	Women/girls'overcoats,raincoats, Car- Coats, Capes Of Wool/fine Animal Hair	3	3	159	159
6202120000	Women/girls'overcoats,raincoats, Car- Coats, Capes Of Cotton	5.623	5.623	40.486	40.486
6202130090	Women/girls'overcoats,raincoats, Car- Coats, Capes Of Oth Man-made Fibres	158	158	9.536	9.536
6202190010	Women/girls'overcoats,raincoats, Car- Coats, Capes Of Silk	2	2	385	385
6202190090	Women/girls'overcoats,raincoats, Car- Coats, Capes Of Oth Textile Materials	30	30	5.319	5.319
6202920000	Women/girls'anorak,wind-cheater/jackets Of Cotton	162	162	5.579	5.579
6202930090	Women/girls'anorak,wind-cheater/jackets Of Oth Man-made Fibres	177	177	2.384	2.384
6202990090	Oth Famale Wear,of Oth Textl Matr, Oth Than Silk & Ramie	2.333	2.333	23.446	23.446
6203110000	Men/boys'suits Of Wool/fine Animal Hair	173	173	14.358	14.358
6203120000	Men/boys' Suits Of Synthetic Fibres	25	25	354	354
6203191000	Men/boys' Suits Of Cotton	9	9	2.943	2.943
6203199090	Male's Suits, Of Oth Textl Matr, Oth Thn Silk&ramie,oth Thn Cotton	295	295	560	560
6203220000	Men/boys' Ensembles Of Cotton	2	2	22	22
6203230000	Men/boys' Ensembles Of Synthetic Fibres	961	961	1.600	1.600
6203310000	Men/boys' Jackets & Blazers Of Wool Or Fine Animal Hair	1.170	1.170	52.833	52.833
6203320000	Men/boys' Jackets & Blazers Of Cotton	39.919	39.919	105.016	105.016
6203330000	Men/boys' Jackets & Blazers Of Synthetic Fibres	2.231	2.231	18.687	18.687
6203390090	Male Jackt&blazr, Of Oth Textl Matr, Oth Than Silk & Ramie	1.745	1.745	19.221	19.221
6203410000	Trousr,bib&brace Overvl,breech&short, Of Wool/fine Animal Hair,male Wear	622	622	29.386	29.386
6203421000	Men/boys' Bib & Brace Overalls Of Cotton	4.393	4.393	23.762	23.762
6203429000	Men/boys' Trousers Of Cotton	55.585	55.585	353.174	353.174

I.3. IMPOR MENURUT KOMODITI / IMPORT BY HS COMMODITY

*** JANUARI / JANUARY 2009 ***

HS	Uraian Komoditi Commodity Description	Berat Bersih / Net Weight (Kg)		Nilai / Value C.I.F (US\$)	
		Bulan ini Current Month	Kumulatif Cum.Jan. to date	Bulan ini Current Month	Kumulatif Cum.Jan. to date
6203430000	Trouser,bib&brace Overll,breech&short, Of Synthtc Fibres,male Wear	8.458	8.458	100.502	100.502
6203490090	Trouser,bib&brace Overll,breech&short, Of Oth Txtl Mtrl,oth Thn Rami&silk,for M	278	278	7.850	7.850
6204110000	Women/girls' Suits Of Wool/fine Animal Hair	21	21	2.818	2.818
6204120000	Women/girls' Suits Of Cotton	743	743	10.948	10.948
6204130000	Women/girls'suits Of Synthetic Fibres	3	3	308	308
6204190010	Female Suit, Of Oth Txtl Matr,oth Thn Swimwear,of Silk	4	4	602	602
6204190090	Female Suit, Of Oth Txtl Matr,oth Thn Swimwear,oth Than Silk & Ramie	1.189	1.189	29.170	29.170
6204220000	Women/girls' Ensembles Of Cotton	16	16	2.594	2.594
6204230000	Women/girls' Ensembles Of Synthetic Fibres	1.536	1.536	4.405	4.405
6204310000	Women/girls' Jackets & Blazers Of Wool/fine Animal Hair	85	85	7.765	7.765
6204320000	Women/girls' Jackets & Blazers Of Cotton	21.885	21.885	72.486	72.486
6204330000	Women/girls' Jackets & Blazers Of Synthetic Fibres	4.030	4.030	26.470	26.470
6204390010	Female Jackt&blazr,of Oth Txtl Mtrl,oth Thn Swimwear,of Silk	26	26	4.230	4.230
6204390090	Female Jackt&blazr,of Oth Txtl Mtrl,oth Thn Swimwear,of Silk&ramie	315	315	28.378	28.378
6204410000	Dresses Of Wool/fine Animal Hair Not Knitted/crocheted	1	1	35	35
6204420000	Dresses Of Cotton	7.229	7.229	54.040	54.040
6204430000	Dresses Of Synthetic Fibres	4.378	4.378	38.335	38.335
6204440000	Dresses Of Artificial Fibres	6.015	6.015	36.519	36.519
6204490010	Female Dresses,of Oth Txtl Matr,oth Thn Swimwear,of Silk	653	653	50.104	50.104
6204490090	Female Dresses,of Oth Txtl Matr,oth Thn Swimwear,of Silk&ramie	259	259	25.032	25.032
6204510000	Skirts & Divided Skirts Of Wool/fine Animal Hair	101	101	6.913	6.913
6204520000	Skirts & Divided Skirts Of Cotton	13.643	13.643	67.533	67.533
6204530000	Skirts & Divided Skirts Of Synthetic Fibres	2.301	2.301	46.680	46.680
6204590010	Feml Skirt&dvde Skrt, Oth Txtl Mtrl,oth Thn Swimwear,of Silk	109	109	9.912	9.912
6204590090	Feml Skirt&dvde Skrt, Oth Txtl Mtrl,oth Thn Swimwear,of Silk&ramie	2.989	2.989	44.943	44.943
6204610000	Women/girls' Trousers,bib&brace Overall Breeche,short Of Wool/fine Animal	98	98	8.432	8.432
6204620000	Women/girls' Trousers,bib&brace Overall Breeches,shorts Of Cotton	155.326	155.326	618.337	618.337
6204630010	Women/girls' Trousers,bib&brace Overall Breeches,shorts Of Batik	22	22	3.088	3.088
6204630099	Oth Women/girls' Flyers Coveralls	13.948	13.948	104.426	104.426
6204690010	Trouser,bib&brace Overll,breech&short, Of Oth Txtl Mtrl,of Silk, For Womens/gir	22	22	1.446	1.446
6204690090	Trouser,bib&brace Overll,breech&short, Of Oth Txtl Mtrl,oth Thn Silk&rami, Wmn	37.060	37.060	154.924	154.924
6205200000	Men/boys' Shirts Of Cotton	19.140	19.140	247.890	247.890
6205300000	Men/boys' Shirts Of Man-made Fibres	717	717	12.656	12.656
6205900010	Male's Shirts,of Oth Txtl Matr, Of Silk	24	24	141	141
6205900020	Male's Shirts,of Oth Txtl Matr, Of Ramie	27	27	558	558
6205900090	Male's Shirts,of Oth Txtl Matr, Oth Thn Silk&ramie	1.208	1.208	10.515	10.515
6206100000	Women/girls' Blouses, Shirts & Shirts- Blouses Of Silk/silk Waste	5.854	5.854	36.869	36.869
6206200000	Women/girls' Blouses, Shirts & Shirts- Blouses Of Wool/fine Animal Hair	33	33	1.676	1.676
6206300000	Women/girls' Blouses, Shirts & Shirts- Blouses Of Cotton	102.070	102.070	373.374	373.374
6206400000	Women/girls' Blouses, Shirts & Shirts- Blouses Of Man-made Fibres	36.291	36.291	205.843	205.843
6206900010	Female's Wear,of Oth Txtl Matr, Of Silk	38	38	4.345	4.345
6206900020	Female's Wear,of Oth Txtl Matr, Of Ramie	4	4	471	471
6206900090	Female's Wear,of Oth Txtl Matr, Oth Thn Silk&ramie	24.791	24.791	120.282	120.282
6207110000	Men/boys'underpants & Briefs Of Cotton	798	798	3.410	3.410
6207190000	Men/boys'underpants & Briefs Of Oth Textile Materials	3	3	110	110
6207210000	Men/boys' Nightshirts & Pyjamas Of Cotton	3.945	3.945	5.654	5.654
6207220000	Men/boys' Nightshirts & Pyjamas Of Man-made Fibres	48	48	1.666	1.666
6207910000	Oth Male Wear,of Cotton	7	7	1.265	1.265
6208110000	Women/girls' Slips & Petticoats Of Man-made Fibres	7	7	101	101
6208190010	Female Slip&petticoat,of Oth Txtl Matr,of Silk	4	4	645	645
6208190090	Female Slip&petticoat,of Oth Txtl Matr,oth Thn Silk&rami	219	219	3.663	3.663
6208210000	Women/girls' Nightdresses & Pyjamas Of Cotton	55.445	55.445	93.852	93.852
6208220000	Women/girls' Nightdresses & Pyjamas Of Man-made Fibres	17.603	17.603	38.997	38.997
6208290090	Female Nightdress&pyjam,of Oth Txtl Matr,oth Thn Silk&rami	1.447	1.447	28.762	28.762
6208911000	Panties Of Cotton	1.503	1.503	2.476	2.476
6208919000	Women/girls' Singlets Of Cotton	523	523	1.684	1.684
6208920000	Female Wear Of Man-made Fibres	363	363	1.786	1.786
6208999000	Female Wear Of Oth Txtl Matr,oth Thn Wool/fine Animal Hair	42	42	1.492	1.492
6209202000	Babies' T-shirts,shirts,pyjamas, Napkins (diapers),& Similar Articles Of Cotton	1.252	1.252	19.004	19.004
6209209010	Babie Garmnt&cloth Accessri,of Cotton, Oth Wear,suit,pant&similr Articl	1.274	1.274	9.787	9.787
6209209090	Babie Garmnt&cloth Accessri,of Cotton, Oth Wear,oth Thn Suit,pant&similr Articl	878	878	21.152	21.152
6209301000	Babies' Suits, Pants & Similar Articles Of Synthetic Fibres	306	306	8.448	8.448
6209303000	Babies Clothing Access Of Synthetic Fibres	150	150	2.374	2.374
6209900000	Babies Garment&clothing Accessries, Of Oth Textiles Materials	640	640	11.557	11.557
6210101000	Garmnt,made Up Of Fabr Of Head 5602 Or 5603,protective Works Garments	82	82	1.426	1.426
6210109000	Garmnt,made Up Of Fabr Of Head 5602 Or 5603,oth Thn Protective Work	21	21	4.123	4.123
6210209000	Oth Garmnt Of Subhead 620111-620119, Oth Thn Protective Work Garmnt	45	45	69	69
6210309000	Oth Garmnt Of Subhead 620211-620219, Oth Thn Protective Work Garmnt	428	428	7.750	7.750
6210400000	Oth Male Garmnt,made Up Of Fabr Of Head 5602;5603;5903;5906;5907	188	188	13.888	13.888
6210500000	Oth Female Garmnt,made Up Of Fabr Of Head 5602;5603;5903;5906;5907	78	78	2.982	2.982
6211110090	Men/boys' Swimwear Of Oth Than Batik	1.441	1.441	27.824	27.824
6211120090	Women/girls' Swimwear Of Oth Than Batik	732	732	12.572	12.572
6211320000	Men/boys' Track Suits Of Cotton	20.570	20.570	28.923	28.923
6211330000	Oth Garments, Mens/boys, Of Man-made Fibres	1.527	1.527	22.694	22.694
6211390000	Oth Garments, Mens/boys, Of Oth Textile Materials	17	17	835	835
6211420000	Oth Garments, Womens/girls, Of Cotton	640	640	6.680	6.680
6211439000	Oth Garmnt,males,of Man-made Fibres, Oth Than Surgical Gowns	11.006	11.006	16.665	16.665
6211490000	Oth Garmnt,males,of Oth Textiles Materials	253	253	4.807	4.807

I.3. IMPOR MENURUT KOMODITI / IMPORT BY HS COMMODITY
***** JANUARI / JANUARY 2009 *****

H S	Uraian Komoditi Commodity Description	Berat Bersih / Net Weight (Kg)		Nilai / Value C.I.F (US\$)	
		Bulan ini Current Month	Kumulatif Cum.Jan. to date	Bulan ini Current Month	Kumulatif Cum.Jan. to date
6212101000	Brassieres Of Cotton	7.689	7.689	20.478	20.478
6212109000	Brassieres Of Oth Textile Materials	94.498	94.498	485.289	485.289
6212201000	Girdles & Panty-girdles Of Cotton	1.908	1.908	9.018	9.018
6212209000	Girdles & Panty-girdles Of Oth Textile Materials	643	643	3.443	3.443
6212309000	Corselettes Of Oth Textile Materials	11	11	73	73
6212901000	Suspenders, Garters Of Cotton	2.454	2.454	20.059	20.059
6212909000	Suspenders, Garters Of Oth Textile Materials	38.418	38.418	412.355	412.355
6213200090	Handkerchiefs, Of Cotton Oth Than Batik	9.678	9.678	19.069	19.069
6214100090	Shawls, Scarves, Mufflers, Mantillas, Veils'not Batik Of Silk/silk Waste	1.530	1.530	59.058	59.058
6214200000	Shawl,scarve,muffler,mantilla,veils & The Like, Of Wool/fine Animals Hair	12	12	2.339	2.339
6214300090	Shawls, Scarves, Mufflers, Mantillas, Veils' Not Batik Of Synthetic Fibres	275	275	3.392	3.392
6214400090	Shawls, Scarves, Mufflers, Mantillas, Veils' Not Batik Of Artificial Fibres	1.516	1.516	11.884	11.884
6214900090	Shawls, Scarves, Mufflers, Mantillas, Veils'not Batik Of Oth Textile Materials	418	418	28.203	28.203
6215100090	Ties, Bow Ties & Cravats' Not Batik Of Silk/silk Waste	3.158	3.158	76.066	76.066
6215200090	Ties, Bow Ties & Cravats' Not Batik Of Man-made Fibres	1.961	1.961	6.893	6.893
6215900090	Ties, Bow Ties & Cravats Of Oth Textiles Materials, Oth Thn Batik	34	34	2.238	2.238
6216001000	Protective Work Gloves, Mittens & Mitts	2.049	2.049	7.635	7.635
6216009200	Oth Gloves, Mittens Of Cotton, Oth Than Subheading 6216.00.10	989	989	4.541	4.541
6216009900	Oth Gloves, Mittens Of Oth Textile Materials	1.041	1.041	8.056	8.056
6217100000	Accessories Of Clothing Access Oth Than Of Heading 62.12	58.878	58.878	682.613	682.613
6217900000	Parts Of Clothing Access Oth Than Of Heading 62.12	94.727	94.727	1.923.908	1.923.908
6301300000	Blankets Not Electric And Travelling Rugs, Of Cotton	3.025	3.025	25.531	25.531
6301400010	Blankt(oth Thn Elctrc Blankt)&travllng Rug,of Synthtc Fibr,of Nonwoven Fabrc	650	650	7.910	7.910
6301400090	Blankt(oth Thn Elctrc Blankt)&travllng Rug,of Synthtc Fibr,oth Nonwoven Fabrc	29.800	29.800	52.837	52.837
6301900010	Oth Blankets&travelling Rugs, Of Nonwoven Fabrics	24	24	259	259
6301900090	Oth Blankets&travelling Rugs, Oth Thn Nonwoven Fabrics	1	1	20	20
6302100000	Bed Linen, Knitted/crocheted	1.234	1.234	5.953	5.953
6302210000	Bed Linen, Printed Of Cotton	2.715	2.715	32.982	32.982
6302229000	Bed Linen, Printed Of Man-made Fibres Of Woven Fabrics	95	95	1.699	1.699
6302310000	Oth Bed Linen Of Cotton	7.268	7.268	29.834	29.834
6302329000	Oth Bed Linen Of Man-made Fabrics Of Woven Fabrics	1.754	1.754	4.957	4.957
6302390000	Oth Bed Linen Of Oth Textile Materials	6	6	92	92
6302510090	Oth Table Linen's Not Batik Of Cotton	68	68	120	120
6302600090	Toilet,kitchen Linen,of Terry Towelling /similar Terry, Not Batik, Of Cotton	156.175	156.175	222.139	222.139
6302910090	Oth Bed Linen Not Batik Of Cotton	286.486	286.486	342.938	342.938
6302930090	Oth Linen, Of Man-made Fibres, Oth Thn Batik	1.717	1.717	5.667	5.667
6303120000	Curtain, Blinds, Valances, Knitted/ Crocheted Of Synthetic Fibres	7	7	67	67
6303191000	Curtain,knitted/crocheted,of Oth Textiles Materials,of Cotton	11	11	121	121
6303199000	Curtain,knitted/crocheted,of Oth Textiles Materials,oth Thn Cotton	501	501	3.359	3.359
6304110000	Bedspreads, Knitted/crocheted	4.861	4.861	19.064	19.064
6304191090	Oth Furnishng Articl,bedsprd,of Cotton, Oth Thn Knitt/crochett,oth Thn Batik	1.337	1.337	6.389	6.389
6304911000	Oth Furnshng Artcl,oth Thn Bedsprd,kntt/ Crocheted, Mosquito Nets	184.800	184.800	1.371.120	1.371.120
6304920000	Oth Furnshng Artcl,oth Thn Bedsprd,not Knitt/crochet,of Cotton	17	17	330	330
6304990000	Oth Furnshng Artcl,oth Thn Bedsprd,not Knitt/crochet,of Oth Txtl Mtrl	928	928	2.891	2.891
6305101100	Sack&bag,oth Bast Fibr Head 5303, New,of Jute	440.316	440.316	308.206	308.206
6305102100	Sack&bag,oth Bast Fibr Head 5303, Used,of Jute	99.630	99.630	12.474	12.474
6305321000	Flexible Intermediate Bulk Containers Of Nonwovens	21	21	809	809
6305331000	Sack,bag Of Polyethylene/polypropylene Strip Knitted/crocheted	883	883	5.176	5.176
6305339000	Sack,bag Of Polyethylene/polypropylene Strip Not Knitted/crocheted	9.314	9.314	12.165	12.165
6305391000	Oth Sacks, Bags Of Nonwovens Of Polyethylene/polypropilene	3.253	3.253	19.835	19.835
6305399000	Oth Sacks,bags Of Not Knitted/crocheted Of Polyethylene/polypropilene	153	153	4.902	4.902
6305909000	Oth Sacks, Bags	8.101	8.101	5.020	5.020
6306120000	Tarpaulins, Awnings & Sunblinds Of Synthetic Fibres	1	1	2	2
6306199000	Tarpaulins, Awnings & Sunblinds Of Oth Textile Materials :	228	228	2.064	2.064
6306299000	Tents Of Oth Textiles Materials Oth Than Cotton	2	2	6	6
6307101000	Floor-cloths,dish-cloths,dusters, Clean Ing Cloths Of Nonwovens	45	45	259	259
6307109000	Floor-cloths,dish-cloths,dusters, Clean Ing Cloths Of Not Felts, Woven	11.893	11.893	111.161	111.161
6307200000	Life-jackets And Life-belts	1.332	1.332	8.657	8.657
6307903000	Umbrella Covers In Pre-cut Triangular Form	1.614	1.614	14.658	14.658
6307906000	Life Harnesses	2.324	2.324	18.449	18.449
6307909000	Oth Made Up Articles	28.381	28.381	368.015	368.015
6308000000	Sets Consisting Of Woven Fabric&yarn	69	69	2.561	2.561
6310101000	Used/new Rags, Sorted	10	10	259	259
6310109000	Scrap Twine, Cordage, Rope And Cables Worn Out Articles Of Those, Sorted	30.614	30.614	1.769	1.769
6310901000	Used/new Rags, Unsorted	614	614	67	67
6310909000	Scrap Twine, Cordage, Rope And Cables Worn Out Articles Of Those, Unsorted	3.628	3.628	2.343	2.343
6401100000	Waterproof Footwear Incorp. Protective Metal Toe-cap With Outer Soles,	70	70	528	528
6401920000	Waterproof Footwear, Covering The Ankle But Not Cover The Knee,with Outer	18	18	26	26
6401990000	Oth Waterproof Footwear With Outer Sole Plastic By Sticking, Riveting, Nailing	10.625	10.625	58.094	58.094
6402190000	Sports Footwear With Outer Soles,rubber Or Plastics	161.856	161.856	1.427.622	1.427.622
6402911000	Oth Footwear Covering The Ankle, Diving Boots	167	167	1.078	1.078
6402919000	Oth Footwear Covering The Ankle, Oth Than Diving Boots	1.736	1.736	37.607	37.607
6402990000	Footwear Not Covering The Ankle With Outer Soles, Rubbers, Plastics	661.924	661.924	1.860.728	1.860.728
6403191000	Sports Footwear Fitted With Studs, Bar & The Like,foot Ball,running,golf Shoes	13	13	83	83
6403199000	Sports Footwear Not Fitted With Studs, Bar & The Like	29.217	29.217	664.643	664.643
6403200000	Footwear,outer Soles Of Leather, Uppers Of Leather Straps Accros,instep Big	634	634	7.292	7.292
6403400000	Footwear,incorp. A Protective Metal Toe Cap Base/platform Of Wood	13.328	13.328	118.302	118.302
6403590000	Oth Footwear With Outer Sole Of Leather Oth Thn Covering The Ankle	13.736	13.736	55.782	55.782

I.3. IMPOR MENURUT KOMODITI / IMPORT BY HS COMMODITY

*** JANUARI / JANUARY 2009 ***

HS	Uraian Komoditi Commodity Description	Berat Bersih / Net Weight (Kg)		Nilai / Value C.I.F (US\$)	
		Bulan ini Current Month	Kumulatif Cum.Jan. to date	Bulan ini Current Month	Kumulatif Cum.Jan. to date
6403910000	Oth Footwear Covering The Ankle	253	253	8.710	8.710
6403990000	Oth Footwear Oth Thn Covering The Ankle	75.125	75.125	718.623	718.623
6404111000	Footwear With Outer Sole F Rubbr/plastic Sprt Footwr Fitt W Spik, Cleat/the Like	209	209	704	704
6404119000	Footwear With Outer Sole F Rubbr/plastic Sprt Footwr Fitt W/o Spik, Cleat/th	68.825	68.825	765.640	765.640
6404190000	Sports Footwear For Oth Purpossed With Outer Incl. Textile Materials	78.367	78.367	590.848	590.848
6404200000	Footwear With Outer Soles Of Leather/ Composition Leather	11.196	11.196	44.616	44.616
6405100000	Oth Footwear, With Uppers Of Leather/ Composition Leather	23.305	23.305	449.629	449.629
6405200000	Oth Footwear,with Uppers Of Oth Textile Materials	2.063	2.063	57.500	57.500
6405900000	Oth Footwear	192.228	192.228	702.873	702.873
6406101000	Uppers & Parts Thereof, Oth Than Stif Feners Of Metal	74.039	74.039	333.940	333.940
6406109000	Uppers & Parts Thereof, Oth Than Stif Feners Of Oth Than Metal	137.482	137.482	672.580	672.580
6406200000	Parts Of Footwear With Outer Soles & Heels, Of Rubber/plastics	705.097	705.097	2.294.220	2.294.220
6406910000	Parts Of Footwear Of Wood	841	841	15.445	15.445
6406991100	Oth Part Of Footwear Of Oth Materials Of Iron/steel	40.200	40.200	417.381	417.381
6406991200	Oth Part Of Footwear Of Oth Materials Of Copper	68	68	94	94
6406991900	Oth Part Of Footwear Of Oth Materials Oth Thn Iron/steel, Copper	15.375	15.375	15.441	15.441
6406992100	Oth Part Of Footwear Of Oth Materials Of Rubber/plastic In-soles	14.939	14.939	73.977	73.977
6406992900	Oth Part Of Footwear Of Oth Materials Of Rubber/plastic Out-soles	14.652	14.652	90.766	90.766
6406999000	Oth Parts Of Footwear	154.758	154.758	1.126.537	1.126.537
6504000000	Hats,oth Headgear/plaited,by Assembling Strips Of Any Material, Trimmed/not	5.768	5.768	10.378	10.378
6505100000	Hat&oth Headgear, Knitt/crochet, Hair-nets	531	531	12.596	12.596
6505900000	Hat&oth Headgear, Knitt/crochet, Oth Than Hair-nets	12.166	12.166	121.604	121.604
6506101000	Protective Helmets For Motorcyclists Whether/not Lined/trimmed	48.295	48.295	158.408	158.408
6506102000	Industrial Safety Helmets, Oth Than Steel Helmets Whether/not Lined	2.003	2.003	15.644	15.644
6506103000	Steel Helmets	95	95	3.254	3.254
6506109000	Oth Safety Headgear	16.130	16.130	124.899	124.899
6506910000	Oth Headgear Of Rubber/of Plastics	3.834	3.834	16.571	16.571
6506999000	Nonwoven Oth Than Disposable Headgear Of Oth Materials	2.181	2.181	52.640	52.640
6507000000	Head-band,lining,cover,hat Foundation, Hat Frame,peak&chinstrap,for Head-	22.328	22.328	98.468	98.468
6601100000	Garden/similar Umbrellas	29.290	29.290	61.336	61.336
6601910000	Umbrellas Having A Telescopic Shaft	38.721	38.721	36.212	36.212
6601990000	Umbrellas Not Having A Telescopic Shaft	193.569	193.569	239.725	239.725
6602000000	Walking-sticks, Seat-sticks, Whips, Riding Crops & The Like.	2.711	2.711	36.284	36.284
6603200000	Umbrella Frames, Including Frames Mounted On Shafts (sticks)	99.877	99.877	98.239	98.239
6603901000	Parts Ror Articles Of Heading 66.01	32.618	32.618	25.766	25.766
6701000000	Skin&oth Part F Bird W Their Feathr/ Down, Feathr/down,feathr,part Of Feathrs	13.219	13.219	12.512	12.512
6702100000	Artificial Flower, Foliage,fruit, Parts Of Plastics	18.256	18.256	54.207	54.207
6702900000	Artificial Flower, Foliage,fruit, Parts Of Oth Materials	6.823	6.823	34.251	34.251
6703000000	Human Hair, Dressed, Thinned,bleached, Othwise Worked For Wigs/the Like	1.253	1.253	218.394	218.394
6704110000	Complete Wigs Of Synthetic Materials	1.482	1.482	56.513	56.513
6704190000	False Beards, Eyebrows,eyelashes,switch Es Of Synthetic Materials	3.687	3.687	23.098	23.098
6704900000	Wigs, False Beards, Eyebrows,eyelashes, Of Oth Materials	1.849	1.849	3.540	3.540
6801000000	Setts, Curbstones & Flagstones, Of Naturals Stone (except Slate)	274.894	274.894	71.433	71.433
6802100000	Tiles, Cubes,similar Articles, Square <7 Cm, Art. Colored, Chipping & Powder	57	57	964	964
6802210000	Marble, Travertine & Alabaster, Simply Cut/sawn A Flat/even Surface	1.152.851	1.152.851	709.847	709.847
6802230010	Oth Monumntl/buildng Ston&artcl Thereof, Granite Polished Slabs	966.241	966.241	286.618	286.618
6802230090	Oth Monumntl/buildng Ston&artcl Thereof, Granite Oth Thn Polished Slabs	4.922	4.922	6.158	6.158
6802290000	Monumental/building Stone, Simply Cut/sawn A Flat/even Surface	260	260	111	111
6802910000	Marble, Travertine & Alabaster, Futher Worked	27.818	27.818	26.560	26.560
6802920000	Calcareous Stone, Further Worked	898	898	2.784	2.784
6802930000	Granite Further Worked	29.439	29.439	10.111	10.111
6802990000	Monumental/building Stone, Further Worked	575	575	21.000	21.000
6803000010	Slate(work&article/of Agglomerat) Slabs/roofing Slates	5	5	16	16
6803000090	Slate(work&article/of Agglomerat) Oth Thn Slabs/roofing Slates	45.439	45.439	16.360	16.360
6804100000	Millstones & Grindstones For Milling, Grinding/pulping	474.096	474.096	793.307	793.307
6804210000	Millstones, Grindstones, Grinding Of Agglomerated Synthetic/natural Diamond	75.918	75.918	117.117	117.117
6804220000	Oth Millstone,grindstone,grinding Wheel& The Like Of Oth Agglomer	474.814	474.814	1.068.124	1.068.124
6804230000	Oth Millstone,grindstone,grinding Wheel& The Like Of Natural Stone	67.570	67.570	93.537	93.537
6804300000	Hand Sharpening/polishing Stones	422.623	422.623	435.713	435.713
6805100000	Natural, Art. Abrasive Powder,grain On A Base Of Woven Textile Fabric Only	51.005	51.005	304.799	304.799
6805201000	Polishing Discs On Base Of Paper/ Paperboard Only	1.716	1.716	15.125	15.125
6805209000	Oth Natural Abrasive On Base Of Paper Or Paperboard Only	98.843	98.843	227.032	227.032
6805300010	Abrasive Powder/grain,natural/artificial, Base Of Oth Materl,polishing Discs	43.529	43.529	102.493	102.493
6805300090	Abrasive Powder/grain,natural/artificial, Base Of Oth Materl,oth Thn Polish Disc	70.695	70.695	200.330	200.330
6806100000	Slag Wool, Rock Wool & Similar Mineral Wools, In Bulk, Sheets/rolls	461.337	461.337	477.019	477.019
6806200000	Exfoliated Vermiculite, Expanded Clays, Foamed Slag,similar Exp.mineral	3.155	3.155	29.554	29.554
6806900000	Insulating, Sound-insulating/sound- Absorbing Mineral Materials	188.517	188.517	207.682	207.682
6807100000	Articles Of Asphalt/of Similar Material In Rolls	310.503	310.503	191.773	191.773
6807900000	Oth Articles Asphalt/similar Material	221.260	221.260	161.752	161.752
6808000000	Panels, Boards, Tiles, & Similar Art. Of Vegetable Fibre, Agg With Cement Etc	150.204	150.204	172.980	172.980
6809110000	Boards, Sheets Faced, Reinforced With Paper/board Only	742.500	742.500	152.846	152.846
6809190000	Board, Sheet Not Faced, Reinforced With Paper/board Only	1.157.006	1.157.006	151.249	151.249
6809909000	Articles Of Plaster/of Compositions Based On Plaster Oth Than Dental Moulds	733	733	1.045	1.045
6810110000	Tile,flagstone,brickssimilar Article Building Blocks & Bricks	167.921	167.921	95.202	95.202
6810190000	Tile,flagstone,brickssimilar Article Oth Thn Building Block&brick	76.092	76.092	132.659	132.659
6810910090	Prefabrct Structrl Componnt For Build/ Civil Engineer Oth Thn Concrct Build Pile	12.622	12.622	6.552	6.552
6810990090	Oth Prefabricated Structural Component	65.265	65.265	123.455	123.455
6811400000	Article Of Cemnt,cellulosefibr/the Like Containing Asbestos	101.414	101.414	31.384	31.384

I.3. IMPOR MENURUT KOMODITI / IMPORT BY HS COMMODITY
***** JANUARI / JANUARY 2009 *****

H S	Uraian Komoditi Commodity Description	Berat Bersih / Net Weight (Kg)		Nilai / Value C.I.F (US\$)	
		Bulan ini Current Month	Kumulatif Cum.Jan. to date	Bulan ini Current Month	Kumulatif Cum.Jan. to date
6811820000	Article Of Cemnt,cellulosefibr/the Like Oth Sheet,panel,tile&similar Article	516.814	516.814	423.168	423.168
6811830000	Article Of Cemnt,cellulosefibr/the Like Tubes, Pipes And Tubes/pipe Fittings	550	550	5.352	5.352
6811890000	Oth Article Of Cement, Cellulosefiber/the Like	759	759	12.225	12.225
6812801000	Cloth&accessori,paper,millboard&felt, Fabricated Crocidolite Fibres	5.257	5.257	19.340	19.340
6812809000	Oth Thn Cloth&accessori,millboard&felt, Paper,fabricated Crocidolite Fibres	42.189	42.189	208.766	208.766
6812910000	Oth Fabricat Asbestos Fibres;mix With A	94	94	400	400
6812930000	Oth Fabricat Asbestos Fibres;mix With A Asbstos,compres Fbrs Joint,in	16.533	16.533	47.920	47.920
6812991000	Oth Fabricat Asbestos Fibres;mix With A	710	710	9.501	9.501
6812999000	Oth Fabricat Asbestos Fibres;mix With A Asbestos,oth Woven/knitted Fabrics	88.995	88.995	62.676	62.676
6813200000	Friction Material And Articles Thereof Containing Asbestos	18.575	18.575	164.725	164.725
6813810000	Friction Material&article Thereof Not Containing Asbestos Brake Lining&pad	77.732	77.732	589.988	589.988
6813890000	Friction Material&article Thereof Not Containng Asbests Oth Brake Lining&pad	41.608	41.608	663.639	663.639
6814100010	Worked Mica & Articles Of Mica, Agglome Rated,sheets,strips, simply Cut To	4.313	4.313	15.073	15.073
6814100090	Oth Worked Mica & Articles Of Mica, Agglomerated, Reconstituted	5.691	5.691	25.252	25.252
6814900010	Worked Mica & Articles Of Mica, In Rolls & Pieces, Simply Cut To Shape	2.029	2.029	38.278	38.278
6814900090	Oths Worked Mica & Articles Of Mica	2.670	2.670	4.482	4.482
6815101000	Yarn/thread Non-electrical Articles Graphite/carbon	1.089	1.089	10.740	10.740
6815102000	Bricks, Paving Slabs, Floor Tiles, Etc Non Electrical Articles Graphite/carbon	284.216	284.216	130.366	130.366
6815109000	Oth Non Electrical Articles Graphite Or Carbon	4.303	4.303	72.399	72.399
6815200000	Articles Of Peat	2.163	2.163	1.644	1.644
6815990000	Oth Articles Of Stone,oth Thn Content Magnesite,dolomite/chromite	1.737	1.737	8.150	8.150
6901000000	Bricks,blocks,tiles & Oth Ceramic Goods Of Siliceous Fossil Meals/of Similar	34.858	34.858	50.893	50.893
6902100000	Goods Of Siliceous Cont By Weight, Singly/together Mg,ca,cr > 50%	1.610.814	1.610.814	1.832.449	1.832.449
6902200000	Goods Of Siliceous Cont By Weight, Singly/together Alumina,silica > 50%	2.824.066	2.824.066	2.939.893	2.939.893
6902900000	Goods Of Siliceous Cont By Weight, Of Oth Metals Compound	1.142.185	1.142.185	1.411.976	1.411.976
6903100000	Oth Refractory Ceramic Goods Cont By Weight, Graphite/carbon > 50 %	23.461	23.461	88.609	88.609
6903200000	Oth Refractory Ceramic Goods Cont By Weight, Alumina/silica > 50%	51.063	51.063	128.895	128.895
6903900000	Oth Refractory Ceramic Goods Cont By Weight, Oth Metal Compound > 50%	335.681	335.681	901.475	901.475
6904100000	Ceramics Building Bricks	17.151	17.151	8.966	8.966
6904900000	Flooring Blocks, Support/filler Tiles & The Like	2	2	67	67
6905100000	Roofing Tiles Of Ceramic	52.373	52.373	29.588	29.588
6906000000	Ceramic Pipes, Conduits, Guttering,pipe Fittings.	13.252	13.252	146.620	146.620
6907100000	Tile,cube&similar Article,whether/not Rectangular,circle <7cm	1	1	12	12
6907900000	Oth Thn Tile,cube&similar Article, Whether/not Rectangular,circle<7cm	5.036.901	5.036.901	1.368.992	1.368.992
6908901000	Oth Thn Tile,cube&similar Articl,whethr/ Not Rectangular,circle>=7cm,plain Tile	175.288	175.288	52.751	52.751
6908909000	Oth Tiles	2.309.726	2.309.726	641.560	641.560
6909110000	Ceramic Wares For Laboratory, Chemical Or Oth Technical Of Porcelain/china	1.653	1.653	7.759	7.759
6909120000	Ceramic Wares Having A Hardness >= 9 The Mohs Scale	199.911	199.911	317.347	317.347
6909190000	Oth Ceramic Wares For Laboratory, Chemical/oth Technical Uses	5.750	5.750	94.849	94.849
6909900000	Ceramic Trough,tub,used In Agriculture Ceramic Pots, Jars For Packing Of	38	38	3.602	3.602
6910100000	Ceramic Sinks, Wash Basins, Wash Basin Of Porcelain/china	517.193	517.193	419.658	419.658
6910900000	Ceramic Sinks, Wash Basins, Wash Basin Of Oth Than Porcelain/china	107.709	107.709	79.206	79.206
6911100000	Tableware & Kitchenware Of Porcelain/ China	1.940.105	1.940.105	765.521	765.521
6911900000	Oth Household, Toilet Articles Of Porcelain/china	1.147	1.147	5.089	5.089
6912000000	Tableware & Kitchenware, Oth Household Toilet Art, Oth Than Porcelain/china	48.959	48.959	61.138	61.138
6913100000	Statuettes & Oth Ornamental Ceramic Art. Of Porcelain/china	78.036	78.036	65.689	65.689
6913900000	Statuettes & Oth Ornamental Ceramic Art. Of Oth Than Porcelain/china	6.277	6.277	20.999	20.999
6914100000	Oth Ceramic Articles Of Porcelain/ China	20	20	124	124
6914900000	Oth Ceramic Articles Of Oth Than Porcelain/china	9.346	9.346	15.056	15.056
7001000000	Cullet & Oth Waste & Scrap Of Glass; Glass In The Mass.	1.712.888	1.712.888	286.853	286.853
7002100000	Glass In Balls	788	788	3.313	3.313
7002200000	Glass In Rods	1.371	1.371	6.426	6.426
7002311000	Fused Quartz/oth Fused Silica For Vacuum Tubes	11	11	234	234
7002319010	Fused Quartz/oth Fused Silica For Enamel Glass	47	47	470	470
7002319090	Glass In Ball,tube Of Fused Quartz/oth Fuse Silca,oth Thn Boro Silict Glas Tube	7.890	7.890	11.026	11.026
7002321000	Glass Having A Linear Coefficient 0-300 Celcius For Vacuum Tubes	497	497	78.050	78.050
7002329010	Glass Having A Linear Coefficient 0-300 Celcius For Venamel Glass	653.341	653.341	1.252.366	1.252.366
7002329090	Glass Having A Linear Coefficient 0-300 Celc Oth Thn Vacum/boro Silict Glas	17.498	17.498	95.672	95.672
7002391000	Oth Transparent Neutral Glass For Vacuum Tubes	2.713	2.713	14.825	14.825
7002399090	Oth Glass Having Linear Coeff. 0-300c Oth Thn Vacum&boro Silict Glas Tube	98	98	53.372	53.372
7003121000	Optical Colored Glass, Not Optically Worked	3.440	3.440	50.144	50.144
7003122000	Non Wired Sheets,in Squares/rectangular Shape Incl.1,2,3,4 Corners Cut,	23.002	23.002	6.313	6.313
7003129000	Oth Non-wired Sheets Colored Glass	78.090	78.090	52.828	52.828
7003199000	Oth Non-wired Sheets Not Colored Glass Or Profiles	188.771	188.771	52.456	52.456
7003200000	Cast Glass And Rolled Glass, Wired Sheets	12.618	12.618	4.225	4.225
7004209000	Optical Drawn, Blown Glass, Optically Worked,flashed,opacified, Absorbent	2.579	2.579	3.535	3.535
7004909000	Oth Optical Drawn,blown Glass,optically Worked,flashed,opacified, Absorbent	138.622	138.622	47.918	47.918
7005101000	Optical Float Glass,not Optically Worked ,flashed,opacified, Absorbent	2	2	20	20
7005109000	Float Glass In Sheet, Optically Worked Flashed, Opacified, Absorbent	118.881	118.881	77.008	77.008
7005211000	Oth Non-wired Glass, Colored, Opacified Optical Glass, Not Optically Worked	52.738	52.738	29.216	29.216
7005219000	Oth Non-wired Glass, Colored, Optically Worked, Flashed, Opacified	18.526	18.526	7.960	7.960
7005299000	Oth Non-wired Glass, Not Colored, Optically Worked	54.983	54.983	48.729	48.729
7006001000	Optical Glass, Not Optically Worked For Glass Of Heading 70.03,70.04,70.05	4.561	4.561	15.229	15.229
7006090000	Optical Glass, Optically Worked For Glass Of Heading 70.03,70.04,70.05	146.976	146.976	147.580	147.580
7007111000	Toughened (tempered) Safety Glass Suitable For Vehicles Of Chapter 87	66.084	66.084	287.673	287.673
7007191000	Toughened (tempered) Safety Glass Suitable For Earth Moving Machinery	323	323	7.956	7.956
7007199000	Toughened (tempered) Safety Glass Suitable For Oth Machinery	42.684	42.684	148.899	148.899
7007211000	Laminated Safety Glass Suitable For Vehicles Of Chapter 87	22.137	22.137	89.692	89.692

I.3. IMPOR MENURUT KOMODITI / IMPORT BY HS COMMODITY
***** JANUARI / JANUARY 2009 *****

HS	Uraian Komoditi Commodity Description	Berat Bersih / Net Weight (Kg)		Nilai / Value C.I.F (US\$)	
		Bulan ini Current Month	Kumulatif Cum.Jan. to date	Bulan ini Current Month	Kumulatif Cum.Jan. to date
7007214000	Laminated Safety Glass Suitable For Ships,boats,floating Struct, Chapter 88	17	17	151	151
7007291000	Laminated Safety Glass Suitable For Earth Moving Machinery	31	31	706	706
7007299000	Laminated Safety Glass Suitable For Oth Machinery	27.687	27.687	49.638	49.638
7008000000	Multiple-walled Insulating Units Of Glass.	51.887	51.887	22.779	22.779
7009100000	Rear-view Mirrors For Vehicles	124.069	124.069	725.252	725.252
7009910000	Glass Mirros, Unframed	79.284	79.284	215.529	215.529
7009920000	Glass Mirros, Framed	69.906	69.906	242.482	242.482
7010100000	Ampoules Of Glass	31.866	31.866	224.835	224.835
7010200000	Stoppers, Lids & Oth Closures Of Glass	6.059	6.059	42.351	42.351
7010901000	Carboys, Demijohns & Bottles For Inject Ables Of A Capacity > 1 Ltr, Of Glass	30.390	30.390	21.223	21.223
7010902000	Bottles & Vials For Antibiotics, Serums & Oth Injectables Of Capacity < 1 Ltr	174.091	174.091	174.995	174.995
7010909000	Flask, Jars, Pots, Phials, Oth Container Of Glass	7.217.482	7.217.482	3.738.500	3.738.500
7011101000	Stem For Electric Lighting	4.002	4.002	6.161	6.161
7011109000	Glass Envelops For Electric Lighting Oth Than Stem	36.870	36.870	83.662	83.662
7011209000	Cathode-ray Tubes, Oth Than Television	56	56	229	229
7011900000	Oth Glass Envelopes, Bulbs,tubes,open & Glass Parts Thrft, Without Fitting	66.974	66.974	68.445	68.445
7013100000	Glassware Of A Kind Used For Table, Kitchen, Toilet, Office Of Glass-ceramic	181.896	181.896	303.534	303.534
7013220000	Stemware Drinking Glasses, Of Lead Crystal	107	107	952	952
7013280000	Stemware Drinking Glasses, Neither Glass-ceramics Nor Lead Crystal	114.204	114.204	173.434	173.434
7013330000	Other Drinking Glasses, Of Lead Crystal	12.006	12.006	12.539	12.539
7013370000	Other Drinking Glasses, Neither Glass-ceramics Nor Lead Crystal	13.771	13.771	45.578	45.578
7013410000	Glassware For Table (not Drinking Glass) Kitchen Purposes, Of Lead Crystal	4.269	4.269	6.664	6.664
7013490000	Oth Glassware For Table(not Drink Glass) Kitchen Purposes, Not Ceramics	36.349	36.349	69.067	69.067
7013990000	Other Glassware	181.668	181.668	227.719	227.719
7014001000	Signalling Glassware & Optical Element For Motor Vehicles	79	79	680	680
7014009010	Lighthouse Lamp,ship/locomotive/railway Lantern, Aircraft, Beacons	1	1	1	1
7014009090	Other Signalling Glassware & Optical Elements Of Glass, Not Optically Worked	622	622	6.169	6.169
7015100000	Glasses For Corrective Spectacles	29.738	29.738	542.258	542.258
7015901000	Clock Or Watch Glasses	15	15	14.605	14.605
7015909000	Glasses For Non-corrective Spectacles; Hollow Glass Spheres & Their	8.237	8.237	6.097	6.097
7016100000	Glass Cubes & Oth Glass Smallwares, For Mosaics Or Decorative Purposes	21.918	21.918	46.990	46.990
7016900000	Oth Articles Of Moulded Glass; Leaded Lights; Multicellular & Smrlr Forms	61.213	61.213	139.803	139.803
7017101000	Quartz Reactor Tubes And Holders, For Production Of Semiconductor	357	357	3.124	3.124
7017109000	Other Laboratory Or Pharmaceutical Of Fused Quartz Or Oth Fused Silica	14.633	14.633	201.041	201.041
7017200000	Laboratory, Hygienic/pharmaceutical With Coef< 5x10-6/kelvin, 0 - 3000 C	1.377	1.377	25.391	25.391
7017900000	Laboratory, Hygienic/pharmaceutical Glassware, Fused Quartz/oth Fused Silica	18.198	18.198	97.735	97.735
7018100000	Glass Beads, Imitation Pearls, Imitation Precious & Glass Smallwares	77.593	77.593	166.629	166.629
7018900000	Glass Eyes, Not Prsthtc Artcls, Ornamnt Of Lamp-worked Glass,not Imitn	40.630	40.630	86.704	86.704
7019110000	Chopped Strands,of A Length <= 50 Mm	18.424	18.424	25.523	25.523
7019120000	Rovings Of Glass Fibres	77.542	77.542	99.459	99.459
7019199000	Silver & Chopped Strand Of Glass Fibers	68.227	68.227	406.240	406.240
7019310000	Mats Of Glass Fibres	301.603	301.603	367.790	367.790
7019320000	Thin Sheets (voiles) Of Glass Fibres	4.572	4.572	58.131	58.131
7019391000	Asphalt/coal-tar Impregnatd Glass-fibre Outerwrap For Pipelines	9	9	881	881
7019399000	Mattresses,boards And Similar Nonwoven Products Of Glass Fibres	180.408	180.408	245.946	245.946
7019400000	Woven Fabrics Of Glass Fibres Rovings	156.370	156.370	153.068	153.068
7019510000	Oth Woven Fabric,of A Width <= 30 Cm	6	6	2.571	2.571
7019590000	Oth Woven Fabric,of A Width > 30 Cm	30.527	30.527	53.187	53.187
7019903000	Escape Chutes Of Glass Fibres	33	33	789	789
7019909000	Other Articles Of Glass Fibres	255.457	255.457	257.799	257.799
7020001100	Glass Moulds For The Manufacture Of Acrylic Goods	125	125	902	902
7020001900	Glass Moulds For Other Purposes	59	59	504	504
7020002000	Quartz Reactor Tubes & Holders Designed For Production Of Semiconductor	520	520	7.964	7.964
7020009000	Other Articles Of Glass.	124.894	124.894	212.316	212.316
7101100000	Natural Pearls	256	256	1.045	1.045
7101220000	Cultured Pearls, Worked	1	1	188	188
7103990000	Other Precious Stones, Worked	1	1	1.718	1.718
7104900000	Other Synthetic Precious Stones, Worked	1.167	1.167	65.437	65.437
7105100000	Dust And Powder Of Diamonds	3	3	66	66
7106910000	Silver, Unwrought	1.666	1.666	213.198	213.198
7106920000	Silver, Semi-manufactured	318	318	58.911	58.911
7108110000	Gold Powder	6	6	31.770	31.770
7108121000	Gold In Lumps, Ingots Or Cast Bars	1.174	1.174	857.412	857.412
7108129000	Gold In Other Unwrought Forms :	4.287	4.287	503.465	503.465
7108130000	Gold,non Monetary,oth Semi-manufactured Form	42	42	347.212	347.212
7110111000	Platinum, In Lumps, Ingots, Cast Bars, Powder Or Sponge	25	25	3.759	3.759
7110212000	Palladium In Lumps, Ingots, Cast Bars, Powder Or Sponge	120	120	931	931
7110290000	Palladium, Wrought	6	6	3	3
7110490000	Iridium, Osmium & Ruthenium, Wrought	327	327	10.454	10.454
7113111000	Parts Of Jewellery Of Silver	494	494	506.551	506.551
7113119000	Jewellery Of Silver	397	397	228	228
7113191000	Parts Of Jewellery Of Other Precious Metal	2	2	3.208	3.208
7113199000	Jewellery Of Other Precious Metal	2.267	2.267	550.096	550.096
7113209000	Jewellery Of Base Metal, Clad With Precious Metal	52	52	236	236
7114110000	Articles Of Silversmiths Wares Of Silver, Whether Or Not Plated Or Clad	45	45	2.273	2.273
7115100000	Catalysts Of Platinum, In The Form Of Wire Cloth Or Grill	53	53	1.856	1.856
7116200000	Articles Of Precious/semi-precious Stones(natural/synthetic/reconstructed)	17	17	28.185	28.185
7117111000	Parts Cuff-links And Studs, Of Base Metal, Whether Or Not Plated	21	21	3.072	3.072

I.3. IMPOR MENURUT KOMODITI / IMPORT BY HS COMMODITY

*** JANUARI / JANUARY 2009 ***

H S	Uraian Komoditi Commodity Description	Berat Bersih / Net Weight (Kg)		Nilai / Value C.I.F (US\$)	
		Bulan ini Current Month	Kumulatif Cum.Jan. to date	Bulan ini Current Month	Kumulatif Cum.Jan. to date
7117119000	Cuff-links And Studs Of Base Metal Whether/not Plated With Precious Metal	15.605	15.605	53.654	53.654
7117191000	Bangles Of Base Metal, Whether Or Not Plated With Precious Metal	1.816	1.816	29.136	29.136
7117199000	Other Imitation Jewellery Of Base Metal Whether Or Not Plated	44.976	44.976	313.258	313.258
7117901000	Bangles	10.606	10.606	19.361	19.361
7117902000	Other Imitation Jewellery	88.586	88.586	363.926	363.926
7117909000	Parts Of Imitation Jewellery	4.582	4.582	48.204	48.204
7118109000	Oth Coin (not Gold Coin), Not Being Legal Tender	33	33	89	89
7118902000	Silver Coin, Being Legal Tender	385	385	159	159
7201100000	Non-alloy Pig Iron Cont. By Weight 0.5% Or Less Of Phosphorus	415.947	415.947	268.408	268.408
7201500000	Alloy Pig Iron; Spiegeleisen	329	329	987	987
7202110000	Ferro-manganese, Cont. By Weight More Than 2% Of Carbon	269.554	269.554	547.897	547.897
7202190000	Ferro-manganese, Cont. By Weight <= Than 2% Of Carbon	65.005	65.005	210.630	210.630
7202210000	Ferro-silicon, Cont. By Weight More Than 55% Of Silicon	845.068	845.068	917.484	917.484
7202290000	Ferro-silicon, Cont. By Weight <= Than 55% Of Silicon	103.199	103.199	267.442	267.442
7202300000	Ferro-silico-manganese	272.198	272.198	338.879	338.879
7202410000	Ferro-chromium, Cont. By Weight More Than 4% Of Carbon	25.000	25.000	33.770	33.770
7202490000	Ferro-chromium, Cont. By Weight <= Than 4% Of Carbon	26.568	26.568	96.796	96.796
7202700000	Ferro-molybdenum	6.746	6.746	120.209	120.209
7202910000	Ferro-titanium And Ferro-silico-titanium	10.589	10.589	51.059	51.059
7202920000	Ferro-vanadium	2.250	2.250	109.978	109.978
7202930000	Ferro-niobium	1.555	1.555	18.018	18.018
7202990000	Other Ferro-alloys	117.024	117.024	272.330	272.330
7203100000	Ferrous Products Obtained By Direct Reduction Of Iron Ore	19.200	19.200	13.440	13.440
7203900000	Other Ferrous Products	238	238	2.290	2.290
7204100000	Waste And Scrap Of Cast Iron	837.500	837.500	337.963	337.963
7204290000	Waste And Scrap Of Oth Alloy Steel	3.174.160	3.174.160	945.483	945.483
7204300000	Waste & Scrap Of Tinned Iron Or Steel	200.000	200.000	58.898	58.898
7204410000	Turnings,shavings,chips,milling Waste, Sawdust,filings,trimmings & Stampings	539.572	539.572	173.613	173.613
7204490000	Other Ferrous Waste And Scrap :	33.976.861	33.976.861	7.996.379	7.996.379
7204500000	Remelting Scrap Ingots	4.664	4.664	51.454	51.454
7205100000	Granules Of Pig Iron, Spiegeleison, Iron Or Steel	336.938	336.938	377.662	377.662
7205210000	Powder Of Alloy Steel	102.758	102.758	242.901	242.901
7205290000	Powder Of Pig Iron, Spiegeleison, Iron Or Steel (oth Than Alloy Steel)	41.380	41.380	269.980	269.980
7206109000	Iron And Non-alloy In Ingots Containing By Weight <= 0.6% Of Carbon	249	249	5.908	5.908
7206900000	Iron And Non-alloy In Primary Form Other Than Ingots	9.686	9.686	274.410	274.410
7207110000	Semi-finished Iron/non-alloy Cont. < 0,25% Carbon ,rectnglr,square	23.867.694	23.867.694	9.378.254	9.378.254
7207129000	Oth Semi-finished Iron/non-alloy Cont.< 0,25% Carbon ,rectnglr,not Square	106.983	106.983	1.857.101	1.857.101
7207190000	Oth Semi-finished Iron/non-alloy Cont.< 0,25% Of Carbon	22.152	22.152	58.228	58.228
7207201900	Oth Semi-finished Iron/non-alloy Cont. By Weight > 0,6% Of Carbon	53.928	53.928	11.642	11.642
7207209100	Slabs Of Iron/non Alloy,cont.by Weight 0,25% <= Carbon <= 0.6%	130.044	130.044	101.760	101.760
7207209900	Oth Semi-finished Iron/non-alloy Cont.by Weight 0,25% <= Carbon <= 0,6%	2.878.089	2.878.089	3.325.193	3.325.193
7208100000	Flat-rolled Iron/nas,hrc,relief Width > 600 Mm	4.863.797	4.863.797	2.946.241	2.946.241
7208251000	Flat-rolled Iron/nas,hrc,pickled,width> 600 Mm, Thick >= 4.75 Mm For Re-rolling	108.276	108.276	186.073	186.073
7208259000	Flat-rolled Iron/nas,hrc,pickled,width> 600 Mm,thick=> 4.75 Mm,not Re-rolling	4.019.595	4.019.595	4.305.968	4.305.968
7208260000	Flat-rolled Iron/nas,hrc,pickled,width> 600,thick > 3 Mm Or But Thick< 4,75 Mm	7.112.278	7.112.278	6.884.252	6.884.252
7208270000	Flat-rolled Iron/nas,hrc,pickled,width> 600mm, Of A Thickness Of Less Than 3	11.894.711	11.894.711	12.116.070	12.116.070
7208360000	Flat-rolled Iron/nas, Hrc, Width >600 Mm, Thick >10 Mm	11.562.841	11.562.841	12.948.740	12.948.740
7208370000	Flat-rolled Iron/nas, Hrc, Width >600 Mm, Of A 4,75< Thick< 10mm	6.296.873	6.296.873	4.493.504	4.493.504
7208380000	Flat-rolled Iron/nas, Hrc, Width >600 Mm, Of A 3< Thick< 4,75 Mm	4.200.117	4.200.117	2.731.989	2.731.989
7208390000	Flat-rolled Iron/nas, Hrc, Width >600 Mm, Thick< 3 Mm	12.873.130	12.873.130	6.962.193	6.962.193
7208400000	Flat-rolled Iron/nas, Hrc Relief	1.598	1.598	17.790	17.790
7208510000	Flat-rolled Iron/nas, Hrc,width >600 Mm, Of A Thickness > 10 Mm	15.272.752	15.272.752	21.401.314	21.401.314
7208520000	Flat-rolled Iron/nas, Hrc,width >600 Mm, 4,75 < Thickness < 10 Mm	3.804.777	3.804.777	4.819.108	4.819.108
7208530000	Flat-rolled Iron/nas, Hrc,width >600 Mm, 3 < Thickness < 4,75 Mm	33.640	33.640	54.236	54.236
7208540000	Flat-rolled Iron/nas, Hrc,width >600 Mm, Thickness < 3 Mm	357.245	357.245	348.053	348.053
7208900000	Other Flat-rolled Iron/nas	844.284	844.284	885.928	885.928
7209150000	Flat-rol In Coils, Cold-rolled Width > 600 Mm, Thickness >3 Mm	622.695	622.695	706.222	706.222
7209160010	Flat-crc, Pickled Or Not, 1<thick<3mm, 600 < Width < 1250 Mm	5.614.302	5.614.302	5.556.688	5.556.688
7209160090	Flat-crc, Pickled Or Not, 1<thick<3mm, Width > 1250 Mm	2.254.194	2.254.194	2.268.367	2.268.367
7209170010	Flat-crc, Pickled Or Not, 0,5<thick<1mm, 600 < Width < 1250 Mm	9.007.495	9.007.495	8.797.643	8.797.643
7209170090	Flat-crc, 0,5<thickness<1mm Width > 1250 Mm	5.426.187	5.426.187	5.664.766	5.664.766
7209181000	Tin-mill Blackplate (tmbp), Crc Of A Thickness < 0.5 Mm	8.278.526	8.278.526	9.558.969	9.558.969
7209182000	Flat-crc, Thickness<= 0,17 Mm Containing By Weight<= 0.6% Of Carbon	962.340	962.340	481.171	481.171
7209189000	Flat-crc, 0,17< Thickness< 0,5 Mm Containing By Weight<= 0.6% Of Carbon	10.798.716	10.798.716	7.105.718	7.105.718
7209250000	Flat Of Iron/non-alloy, Not In Coil Cold Rolled, Of A Thickness >= 3 Mm	702.619	702.619	556.455	556.455
7209260010	Flat Of Iron/non-alloy, Not Coil,cold Rolled,1mm<thickness<3mm,width=<1,250	278.628	278.628	165.846	165.846
7209260090	Flat Of Iron/non-alloy, Not Coil,cold Rolled,1 Mm<thickness<3mm,width>1,250	227.546	227.546	118.093	118.093
7209270010	Flat Of Iron/non-alloy,not Coil,cold	33.249	33.249	58.696	58.696
7209270090	Oth Flat Of Iron/non-alloy,not In Coil,cold Rolled,0.5mm =< Thickness<1 Mm	84.447	84.447	78.862	78.862
7209281000	Flat-crc, Thickness<= 0,17 Mm Containing By Weight<= 0.6% Of Carbon	8.120	8.120	7.854	7.854
7209909000	Flat Of Iron/non-alloy, Cold-rolled, Other Than Corrugated Form	22.624	22.624	65.696	65.696
7210111000	Flat-rolled Of Iron/nas,carbon=>0.6% Plated Or Coated With Tin,thick > 0,5mm	192.681	192.681	251.341	251.341
7210119000	Flat-rolled Of Iron/nas,carbon< 0.6% Plated Or Coated With Tin,thick > 0,5mm	2.432.191	2.432.191	5.233.687	5.233.687
7210121000	Flat-rolled Of Iron/nas,carbon=>0.6% Plated Or Coated With Tin,thick < 0,5mm	3.769.486	3.769.486	5.843.939	5.843.939
7210129000	Flat-rolled Of Iron/nas,carbon< 0.6% Plated Or Coated With Tin,thick < 0,5mm	2.615.376	2.615.376	3.575.744	3.575.744
7210201000	Flat-rolled Of Iron/nas,carbon=>0.6% Plated Or Coated With Lead, Thick	549.907	549.907	871.070	871.070
7210209000	Flat-rolled Of Iron/nas,carbon=>0.6% Plated Or Coated With Lead, Thick	394.622	394.622	499.555	499.555
7210301000	Flat-rolled Of Iron/nas,carbon < 0.6% Plated Or Coated With Lead, Thick	2.572.596	2.572.596	2.899.629	2.899.629

I.3. IMPOR MENURUT KOMODITI / IMPORT BY HS COMMODITY

*** JANUARI / JANUARY 2009 ***

H S	Uraian Komoditi Commodity Description	Berat Bersih / Net Weight (Kg)		Nilai / Value C.I.F (US\$)	
		Bulan ini Current Month	Kumulatif Cum.Jan. to date	Bulan ini Current Month	Kumulatif Cum.Jan. to date
7210309000	Flat-rolled Of Iron/nas,carbon < 0.6% Plated Or Coated With Lead, Thick	1.317.236	1.317.236	1.660.005	1.660.005
7210491000	Flat-rolled Of Iron/non-alloy, Othwise Plated Zinc,not Corrugated,thick <=1.2mm	4.751.090	4.751.090	5.732.769	5.732.769
7210492000	Flat-rollof Iron/nas,othwise Plated Zinc Carbon< 0.6% ,n-coruugated,thick<=	118.752	118.752	111.449	111.449
7210499000	Flat-rolled Of Iron/non-alloy, Othwise Plated Zinc,not Corrugated,thick > 1.2mm	1.189.951	1.189.951	1.364.326	1.364.326
7210500000	Flat-rolled Iron/non-alloy Plated With Cromium & Or Chromium Oxides	2.191.297	2.191.297	2.945.550	2.945.550
7210611000	Flat-rolled Iron/non-alloy Plated With Alumnm-zinc,thickness<=1.2mm	4.089.589	4.089.589	3.882.883	3.882.883
7210619000	Flat-rolled Iron/non-alloy Plated With Alumnm-zinc,thickness >1.2mm	1.652.568	1.652.568	914.565	914.565
7210691000	Flat-rolled Iron/non-alloy Plated With Oth Alumnm,thickness<=1.2mm	548.498	548.498	718.852	718.852
7210699000	Flat-rolled Iron/non-alloy Plated With Oth Alumnm,thickness >1.2mm	169.059	169.059	232.107	232.107
7210701000	Flat-rollof Iron/nas,painted, Varnished, Coated	572.355	572.355	925.286	925.286
7210709000	Flat-rollof Iron/nas,painted, Varnished, Coated	382.381	382.381	368.403	368.403
7210901000	Flat-rollof Iron/nas,plated,coated Oth Metal,carbon<0.6%,thick<=1,5mm	186.313	186.313	241.826	241.826
7210909000	Flat-rollof Iron/nas,plated,coated Oth Metal,carbon<0.6%,thick>1,5mm	437.758	437.758	523.836	523.836
7211139000	Rolled On 4 Faces/in Closed Box,hr, Not Clad, Oth Shape,thick<=4mm,	1.569.904	1.569.904	1.322.041	1.322.041
7211141000	Hoop&strip Iron/not Alloy, Hr, Not Clad Carbon<=0.6%,thick=>4,75mm,	38.995	38.995	57.348	57.348
7211142000	Hoop&strip Iron/not Alloy, Hr,not Clad Corrugated, Carbon	2	2	209	209
7211149000	Oth Flat-rolled Iron/not Alloy,not Clad Hr, Carbon <=0.6%,thick=>4,75mm	431.227	431.227	634.289	634.289
7211191000	Hoop&strip Iron/not Alloy, Hr, Not Clad Carbon<=0.6%,thick<4,75mm,	115.503	115.503	61.680	61.680
7211199000	Oth Flat-rolled Iron/not Alloy,not Clad Hr, Carbon <=0.6%, 0.17<thick<4.75 Mm	773.351	773.351	555.867	555.867
7211239090	Oth Flat-rolled Iron/not Alloy,not Clad Cr, Carbon < 0,25%, Thick >= 40 Mm	22.212	22.212	43.094	43.094
7211299000	Oth Hoop&strip Iron/not Alloy,not Clad Cr, Carbon >= 0,25%, Width < 400mm	419.668	419.668	641.073	641.073
7211901000	Oth Hoop&strip Iron/not Alloy,not Clad Width < 400mm	203.064	203.064	359.520	359.520
7211909000	Oth Flat-rolled Iron/not Alloy,not Clad Thickness > 0.17 Mm	2.260.937	2.260.937	1.425.640	1.425.640
7212101000	Hoop,strip Iron/not Alloy, Coated Tin, Width < 400mm	18.793	18.793	38.245	38.245
7212109000	Flat-rolled Iron/not Alloy, Coated Tin, 400 Mm <= Width < 600mm	52.582	52.582	88.441	88.441
7212202000	Flat-rolled Iron/not Alloy,width<600mm, Carbon<0.6%,thick<=1,5mm,elect Coat	596	596	2.545	2.545
7212209000	Flat-rolled Iron/not Alloy, Other Shape Elect Coated With Zinc	24.982	24.982	59.568	59.568
7212301000	Hoop,strip Iron/not Alloy, Coated Zinc, Width < 400mm Non-elect Coated Zinc	121.257	121.257	150.589	150.589
7212309000	Flat-rolled Iron/not Alloy, Other Shape, Non-elect Coated With Zinc	174	174	1.433	1.433
7212401000	Hoop,strip Iron/not Alloy, Coated Zinc, Width < 400mm, Coated With Plastic	281.981	281.981	500.806	500.806
7212409000	Flat-rolled Iron/not Alloy, Other Shape, Painted, Varnished/coated With Plastics	717.935	717.935	994.923	994.923
7212501010	Hoop,strip Iron/not Alloy, Width<400 Mm, Coated With Aluminium-zinc Alloys	17.392	17.392	37.102	37.102
7212501020	Hoop,strip Iron/not Alloy, Width<400 Mm, Coated With Chromium	111.431	111.431	116.320	116.320
7212501090	Other Hoop,strip Iron/not Alloy, Width < 400 Mm	82.419	82.419	102.375	102.375
7212502090	Other Flat-rolled Iron/not Alloy,carbon <0.6%, Thick > 1.5 Mm	57.370	57.370	230.945	230.945
7212509000	Flat-rolled Iron/not Alloy, Otherwise Plated Or Coated	17.698	17.698	10.814	10.814
7212601000	Hoop,strip Iron/not Alloy, Clad Width < 400mm	60.400	60.400	316.673	316.673
7212609000	Flat-rolled Iron/not Alloy, Clad	21.825	21.825	23.303	23.303
7213100010	Containing Indentations,ribs,grooves Of Circular Crosssection <= 50 Mm2	230	230	875	875
7213100090	Containing Indentations,ribs,grooves Of Shape	16.116	16.116	49.321	49.321
7213200000	Other Bars, Rods, Hot-rolled , In Irregularly, Of Free-cutting Steel	70.828	70.828	112.077	112.077
7213910000	Other Bars, Rods, Hot-rolled , Circular Cross-section < 14 Mm In Diameter	4.647.533	4.647.533	4.794.344	4.794.344
7213990000	Other Bars, Rods, Hot-rolled , Not Circular	993.521	993.521	1.260.310	1.260.310
7214101100	Oth Bars,rods Of Iron, Non-alloy Steel Forged,carbon<0.6%,circlr Cross-section	2.377	2.377	4.620	4.620
7214101900	Oth Bars,rods Of Iron, Non-alloy Steel Forged,carbon<0.6%,not Circular	39.303	39.303	105.571	105.571
7214102100	Oth Bars,rods Of Iron, Non-alloy Steel Forged,carbon>=0.6%,circlr Cross-	2.037.282	2.037.282	980.437	980.437
7214102900	Oth Bars,rods Of Iron, Non-alloy Steel Forged,carbon >= 0.6%,not Circular	146.318	146.318	392.497	392.497
7214201100	Containing Indentations, Ribs, Grooves Carbon < 0.6%, Circular Cross-section	28	28	1.242	1.242
7214201900	Containing Indentations, Ribs, Grooves Carbon < 0.6%, Not Circular	584	584	1.242	1.242
7214202900	Containing Indentations, Ribs, Grooves Carbon >= 0.6%, Not Circular	691.848	691.848	484.362	484.362
7214300000	Other Bars & Rods, Not Forged, Of Free-cutting Steel	86.496	86.496	126.204	126.204
7214911010	Concrete Steel, Hot-rolled,hot-drawn ,hot-extruded, Carbon < 0.6%	84.171	84.171	1.730.997	1.730.997
7214911020	Shaft Bars, Manganese Steel, Hot-rolled, Hot-drawn, Hot-extruded, Carbon <	161.915	161.915	358.946	358.946
7214911090	Other Bars & Rods, Hot-rolled,hot-drawn Or Hot-extruded, Carbon < 0,6 %	266.154	266.154	200.161	200.161
7214912010	Concrete Steel, Hot-rolled,hot-drawn ,hot-extruded, Carbon >= 0.6%	39.980	39.980	20.929	20.929
7214912020	Shaft Bars, Manganese Steel, Hot-rolled, Hot-drawn, Hot-extruded, Carbon >=	73	73	1.671	1.671
7214912090	Other Bars & Rods, Hot-rolled,hot-drawn Or Hot-extruded, Carbon >= 0,6 %	209.141	209.141	412.518	412.518
7214991010	Carbon,oth Than Of Circular Cross-section: Concrete Steel	58	58	112	112
7214991020	Carbon, Other Than Of Circular Cross-sect:shaft Bars; Manganese Steel	320.620	320.620	576.431	576.431
7214991090	Oth. Carbon, Other Than Of Circular Cross-section	1.373	1.373	8.200	8.200
7214999010	Oth. Carbon, Other Than Of Circular Cross-section Concrete Steel	82.148	82.148	111.547	111.547
7214999020	Oth. Carbon, Other Than Of Circular Cross-sect:shaft Bars; Manganese Steel	2.657.453	2.657.453	3.226.836	3.226.836
7214999090	Oth.than Concrete Steel, Shaft Bars, Mangeses Steel	34.105	34.105	53.503	53.503
7215100000	Oth Bars & Rods Of Iron/non-alloy Steel Free-cutting Steel,cold-formed/finished	686.854	686.854	690.845	690.845
7215509000	Oth Bars & Rods Of Iron/non-alloy Steel	1.295.709	1.295.709	4.288.928	4.288.928
7215900010	Manganese Steel/shaft Bars,containing By Weight Less Than 0.6% Of Carbon	67.467	67.467	81.643	81.643
7215900020	Oth Mangan Steel/shaft Bars,containing By Weight Less Than 0.6% Of Carbon	251.228	251.228	306.972	306.972
7215900030	Manganese Steel/shaft Bars, Containing By Weight 0.6 % Or More Of Carbon	54.040	54.040	86.142	86.142
7216100000	U, I Or H Sections , Not Further Worked Than Hot-rolled, Of A Height < 80 Mm	2.024.471	2.024.471	2.968.691	2.968.691
7216210000	L Section Of Iron/non-alloy Steel, Not Worked Than Hot-rolled,of A Height<80	27.986	27.986	15.487	15.487
7216220000	T Section Of Iron/non-alloy Steel, Not Worked Than Hot-rolled,of A Height<80	29.477	29.477	24.888	24.888
7216310000	U, I Or H Sections, Not Further Worked U Sections	1.036.476	1.036.476	167.633	167.633
7216320000	U, I Or H Sections, Not Further Worked I Sections	1.214.298	1.214.298	774.720	774.720
7216330000	U, I Or H Sections, Not Further Worked H Sections	950.982	950.982	1.068.833	1.068.833
7216400000	L/t Sect,not Further Work Than Hot-roll Hot-drawn/extrud,a Height Of 80mm	723.741	723.741	576.409	576.409
7216501000	Oth Angles,shapes§ions,not Further Of A Height Of Less Than 80 Mm	214.866	214.866	305.680	305.680
7216509000	Oth Angles, Shapes & Sect,not Further Of A Height Of More Than 80 Mm	3.468.785	3.468.785	3.328.758	3.328.758
7216610000	Angles,shapes§ions,not Worked Than Cold-formed,obtain From Flat-rolled	12.266	12.266	2.161	2.161

I.3. IMPOR MENURUT KOMODITI / IMPORT BY HS COMMODITY

*** JANUARI / JANUARY 2009 ***

H S	Uraian Komoditi Commodity Description	Berat Bersih / Net Weight (Kg)		Nilai / Value C.I.F (US\$)	
		Bulan ini Current Month	Kumulatif Cum.Jan. to date	Bulan ini Current Month	Kumulatif Cum.Jan. to date
7216690000	Angle,shape§,not Workthan Cold Form Oth Than Obtain From Flat-rolled	51.321	51.321	73.940	73.940
7216910000	Oth Angles,shapes§,not Further Work Cold Form/finish From Flat Roll	972	972	1.149	1.149
7216990000	Oth Angles,shapes§,not Further Work Oth Than Cold Form/finish,flat Roll	706.965	706.965	3.058.244	3.058.244
7217101000	Wire Of Iron/non-alloy Steel,not Platd/ Coated,cont.carbon < 0.25% By Weight	555.871	555.871	252.242	252.242
7217102200	Bead Wire;flat Hard Steel Reed Wire;not Plated/coated; 0.25%=< Carbon<0.6%	401.471	401.471	684.496	684.496
7217102900	Other Wire Of Iron Or Non-alloy Steel, Not Plate/coated, 0.25% =< Carbon <	784.317	784.317	842.793	842.793
7217103100	Spokes Wire;bead Wire;flat Hard Steel Reed Wire;not	24.714	24.714	94.708	94.708
7217103900	Other Wire Of Iron Or Non-alloy Steel, Not Plated/coated, Cont. Carbon >=	134.923	134.923	203.318	203.318
7217201000	Wire Of Iron/non-alloy Steel,plated W/ Zinc, Cont.carbon < 0.25% By Weight	663.185	663.185	351.071	351.071
7217202000	Wire Of Iron/non-alloy Steel,plated W/ Zinc,cont.carbon>0.25% & <0.45%by	5.881	5.881	23.332	23.332
7217209100	High Carbon Steel Core Wire,for Almnium Conductors Steel Reinforced (acsr)	5.761	5.761	164.401	164.401
7217209900	Oth Than High Carbonsteel Core Wire,for Aluminium Conduct Steel	202.245	202.245	246.106	246.106
7217301000	Wire Of Iron/non-alloy Steel,plated W/ Oth Base Metal,cont.crbn<0.25% By	6	6	206	206
7217302000	Wire Of Iron/non-alloy Steel,plated W/ Oth Base Metal,cont.0.25% =<carbon	113.216	113.216	155.844	155.844
7217303110	Copper Alloy Coated High Carbon Steel Wire Coated With Brass	451.989	451.989	728.792	728.792
7217303190	Copper Alloy Coated High Carbon Steel Steel Coated With Other Copper Alloys	198.187	198.187	238.624	238.624
7217303900	Other Wire Of Iron Or Non-alloy Steel Plated With Oth Base	133.727	133.727	69.797	69.797
7217901000	Oth Wire Of Iron/non-alloy Steel,plated Zinc>=240g/m?,silicon<=0.1%,cover By	12.053	12.053	29.134	29.134
7217909010	Oth Wire Of Iron/non-alloy Steel,plated Containing By Weight 0.6% Or More	32.808	32.808	94.385	94.385
7217909090	Oth Wire Of Iron/non-alloy Steel,plated Excluding Goods Of Subheading	188.160	188.160	248.658	248.658
7218100000	Ingots & Oth Primary Forms Of Stainless Steel	1	1	53	53
7218910000	Semi-finished Prod.of Stainless Steel Of Rectangulr (not Square) Cross-section	552	552	34.815	34.815
7218990000	Oth Semi-finished Prod.of Stainless Steel	50.212	50.212	268.850	268.850
7219110000	Flat-roll Prod Of Stainless Steel,hot Rolled,in Coil Of A Thick Exceed 10mm	4.355	4.355	25.602	25.602
7219120000	Flat-roll Prod Of Stainless Steel,hot Rolled,in Coil Of A 4.75mm=<thick<=10mm	99.544	99.544	256.658	256.658
7219130000	Flat-roll Prod Of Stainless Steel,hot Rolled,in Coil Of A 3mm<=thick<=4.75mm	2.378.533	2.378.533	3.477.829	3.477.829
7219140000	Flat-roll Prod Of Stainless Steel,hot Rolled,in Coil Of A Thickness<=3mm	141.200	141.200	225.152	225.152
7219210000	Flat-roll Prod Of Stainless Steel,hot Rolled,not In Coil Of A Thick > 10mm	173.833	173.833	491.090	491.090
7219220000	Flat-roll Prod Of Stainless Steel,hot Roll,not In Coil Of 4.75mm=<thick<=10mm	2.112.676	2.112.676	2.666.924	2.666.924
7219230000	Flat-roll Prod Of Stainless Steel,hot Roll,not In Coil Of A 3mm<=thick<=4.75mm	536.161	536.161	1.560.009	1.560.009
7219240000	Flat-roll Prod Of Stainless Steel,hot Rolled,not In Coil Of A Thickness<=3mm	54.487	54.487	136.197	136.197
7219310000	Flat-rolled Prod.of Stainless Steel, Cold Rolled, Of A Thickness >= 4.75 Mm	21.687	21.687	344.595	344.595
7219320000	Flat-rolled Prod.of Stainless Steel, Cold Rolled, 3 Mm <= Thickness < 4.75 Mm	65.312	65.312	203.918	203.918
7219330000	Flat-rolled Prod.of Stainless Steel, Cold Rolled, 1 Mm < Thickness < 3 Mm	696.507	696.507	1.334.088	1.334.088
7219340000	Flat-rolled Prod.of Stainless Steel, Cold Rolled, 0.5 Mm <= Thickness <= 1 Mm	743.952	743.952	1.559.623	1.559.623
7219901000	Oth Flat-roll Prod.of Stainless Steel, Thick>=1.5mm & <125mm Patterns From	20.892	20.892	25.184	25.184
7219902000	Oth Flat-rolled Prod.of Stainless Steel, Of A Thickness < 0.5 Mm	20.900	20.900	52.536	52.536
7219909000	Oth Flat-rolled Prod.of Stainless Steel, Of A Thickness >0.5 Mm	71.238	71.238	117.879	117.879
7220111000	Hoop & Strip Of Stainless Steel, Hot Rolled,of A Thick >= 4.75	247.340	247.340	585.506	585.506
7220119000	Hoop & Strip Of Stainless Steel, Hot Rolled,of A Thick >= 4.75	142.993	142.993	85.324	85.324
7220121000	Hoop & Strip Of Stainless Steel, Hot Rolled,of A Thick < 4.75 Mm,width<400mm	579	579	2.285	2.285
7220129000	Hoop & Strip Of Stainless Steel, Hot Rolled,of A Thick < 4.75 Mm,width>400mm	109.819	109.819	328.561	328.561
7220201000	Hoop & Strip Of Stainless Steel, Cold Rolled, Width < 400mm	52.656	52.656	93.611	93.611
7220209000	Hoop & Strip Of Stainless Steel, Cold Rolled, Width>400mm	896.287	896.287	2.751.991	2.751.991
7220901000	Hoop & Strip Of Stainless Steel, Not Cold Rolled, Width < 400mm	21.526	21.526	75.548	75.548
7220909000	Hoop & Strip Of Stainless Steel, Not Cold Rolled, Width > 400mm	6.324.253	6.324.253	10.745.235	10.745.235
7221000000	Bars & Rods, Hot-rolled,in Irregularly Wound Coils, Of Stainless Steel.	394.621	394.621	426.499	426.499
7222110000	Bars,rods, Hot-rolled, In Irregularly Of Circular Cross-section	31.005	31.005	160.650	160.650
7222190000	Bars,rods, Hot-rolled, In Irregularly Of Not Circular Cross-section	187.302	187.302	531.971	531.971
7222201000	Bars,rods, Cold-formed Or Cold-finished Of Circular Cross-section	20.676	20.676	127.244	127.244
7222209000	Bars,rods, Cold-formed Or Cold-finished Of Not Circular Cross-section	819.720	819.720	1.880.023	1.880.023
7222301000	Other Bars And Rods Of Circular Cross-section	9.536	9.536	68.757	68.757
7222309000	Other Bars And Rods Of Not Circular Circular Cross-section	435.493	435.493	389.410	389.410
7222400000	Angles, Shapes And Sections Of Stainless Steel	834.212	834.212	486.220	486.220
7223001000	Wire Of Stainless Steel Having A Cross- Sectional Dimension Exceeding 13 Mm	14.801	14.801	57.337	57.337
7223009000	Wire Of Stainless Steel Having A Cross- Sectional Dimension <= 13 Mm	223.226	223.226	1.067.460	1.067.460
7224100000	Ingots & Oth Primary Forms Of Oth Alloy Steel	248.200	248.200	323.063	323.063
7224900000	Semi-finished Prod. Of Oth Alloy Steel	35.229	35.229	92.146	92.146
7225110000	Grain-oriented Of Silicon-elect Steel A Width Of 600 Mm Or More.	871.868	871.868	2.627.022	2.627.022
7225190000	Oth Than Grain-orient Of Silicon-elect Steel A Width Of 600 Mm Or More.	2.038.076	2.038.076	2.573.817	2.573.817
7225300000	Flat-roll Product Of Oth Alloy Steel,of Not Further Worked Than Hot-roll,in Coil	175.240	175.240	206.187	206.187
7225400000	Flat-roll Prod Of Oth Alloy Steel,of Not Further Worked Than Hot-roll,not In Coil	1.838.535	1.838.535	3.088.627	3.088.627
7225500000	Flat-roll Prod Of Oth Alloy Steel,of Not Further Worked Than Cold-rolled	5.428	5.428	180.693	180.693
7225910000	Oth Flat-rolled Prod.of Oth Alloy Steel, Electrolytically Plated/coated With Zinc	894.243	894.243	1.671.531	1.671.531
7225920000	Oth Flat-rolled Prod.of Oth Alloy Steel, Otherwise Plated Or Coated With Zinc	40.852	40.852	15.838	15.838
7225990000	Oth Flat-rolled Prod.of Oth Alloy Steel, Otherwise Plated Or Coated With Not	737.337	737.337	896.809	896.809
7226111000	Hoop & Strip, Grain-oriented Of Silicon Electrical Steel, Of A Width <= 400 Mm	66.170	66.170	293.471	293.471
7226119000	Hoop & Strip, Grain-oriented Of Silicon Elect Steel, Of A Width >400	10.930	10.930	23.892	23.892
7226191000	Hoop,strip,oth Than Grain-orient Of Silicon Elect Steel,of A Width<= 400 Mm	4.557	4.557	46.073	46.073
7226199000	Hoop,strip,oth Than Grain-orient Of Sili Elect Steel,of Width>400mm,<600mm	28.526	28.526	54.740	54.740
7226209000	Hoop & Strip Of High Speed Steel Of A Width > 400 Mm, < 600mm	220.423	220.423	333.210	333.210
7226911000	Hoop,strip Of Oth Alloy Steel, Hot Rolled, Of A Width <= 400 Mm	7.107	7.107	15.810	15.810
7226919000	Hoop,strip Of Oth Alloy Steel, Hot Rolled, Width >400 Mm, <=600mm	158.109	158.109	474.765	474.765
7226921000	Hoop,strip Of Oth Alloy Steel, Cold Rolled, Of A Width <= 400 Mm	63.336	63.336	89.692	89.692
7226929000	Hoop,strip Of Oth Alloy Steel, Cold Rolled, Width >400 Mm, <= 600mm	88.010	88.010	114.786	114.786
7226999000	Hoop & Strip Of Oth Alloy Steel, Width > 400 Mm And <= 600mm	47.181	47.181	75.144	75.144
7227900000	Oth Bars & Rods, Hot-rolled, In Irregularly Wound Coils	718.349	718.349	825.512	825.512
7228101000	Bars & Rods, Of High Speed Steel, Of Circular A Cross-section	5.944	5.944	9.322	9.322

I.3. IMPOR MENURUT KOMODITI / IMPORT BY HS COMMODITY

*** JANUARI / JANUARY 2009 ***

HS	Uraian Komoditi Commodity Description	Berat Bersih / Net Weight (Kg)		Nilai / Value C.I.F (US\$)	
		Bulan ini Current Month	Kumulatif Cum.Jan. to date	Bulan ini Current Month	Kumulatif Cum.Jan. to date
7228109000	Bars & Rods, Of High Speed Steel,not Of Circular A Cross-section	23.611	23.611	59.989	59.989
7228201000	Bars & Rods, Of Silico-manganese Steel, Circular A Cross-section	30.933	30.933	36.795	36.795
7228209000	Bars & Rods, Of Silico-manganese Steel, Not Circular A Cross-section	475.340	475.340	895.809	895.809
7228301000	Oth Bars&rods,of Silico-manganese Steel Of Circular Cross-section	3.696.877	3.696.877	4.068.458	4.068.458
7228309000	Oth Bars&rods,of Silico-manganese Steel Not Of Circular Cross-section	4.826.111	4.826.111	7.335.770	7.335.770
7228401000	Oth Bars,rods,not Further Worked Than Forget, Of Circular Cross-section	11.927	11.927	33.415	33.415
7228409000	Oth Bars,rods,not Further Worked Than Forget, Not Of Circular Cross-section	257.154	257.154	213.580	213.580
7228501000	Oth Bars,rods,not Formed/cold Finished Of Circular Cross-section	4.690	4.690	7.973	7.973
7228509000	Oth Bars,rods,not Formed/cold Finished Not Of Circular Cross-section	858.874	858.874	1.662.360	1.662.360
7228601000	Oth Bars And Rods : Of Circular Cross-section	598.642	598.642	1.241.576	1.241.576
7228609000	Other Bars And Rods : Not Of Circular Cross-section	315.093	315.093	857.709	857.709
7228700000	Angles, Shapes And Sections Of Other Alloy Steel	225.813	225.813	202.303	202.303
7228801100	Hollow Drill Bars,rods, Weight >=0.6% Of Circular Cross-section	111.268	111.268	170.289	170.289
7228801900	Hollow Drill Bars,rods, Weight >=0.6% Not Of Circular Cross-section	19.498	19.498	77.260	77.260
7228809000	Oth. Hollow Drill Bars And Rods	81.251	81.251	843.946	843.946
7229200000	Wire Of Silico-manganese Steel	24.049	24.049	23.272	23.272
7229900010	Wire Of Other Alloy Steel. Of High Speed Steel	367.481	367.481	325.414	325.414
7229900090	Wire Of Other Alloy Steel. Not Of High Speed Steel	2.980.677	2.980.677	3.669.484	3.669.484
7301100000	Sheet Piling Of Iron Or Steel	753.330	753.330	758.923	758.923
7301200000	Angles, Shapes And Sections Of Iron Or Steel	173.587	173.587	454.472	454.472
7302100000	Rails Of Iron Or Steel	91.037	91.037	236.337	236.337
7302300000	Switch-blades, Crossing Frogs, Point Rods And Other Crossing Pieces	31.248	31.248	57.967	57.967
7302400000	Fish-plates And Sole Plates Of Iron Or Steel	36.548	36.548	22.448	22.448
7302901000	Sleepers, Of Iron Or Steel	77.148	77.148	1.347.924	1.347.924
7302909000	Other Than Sleepers, Of Iron Or Steel	101.893	101.893	671.111	671.111
7303001010	Tubes,pipes Of Cast With An External Diameter Not Exceeding 100 Mm	18.035	18.035	98.514	98.514
7303001090	Oth.tubes, Pipes	6.857	6.857	19.139	19.139
7303009090	Hollow Profiles, Of Cast Iron With An External Diameter > 100 Mm	604.670	604.670	2.032.889	2.032.889
7304110000	Tubes, Pipes And Hollow Profiles, Seamless, Of Stainless Steel	1.357.481	1.357.481	2.427.730	2.427.730
7304190000	Oth.tube,pipe&hollow Profile,seamless, Line Pipe Of A Kind Use For Oil/gas	17.515.739	17.515.739	30.357.640	30.357.640
7304220010	Oth.tube,pipes&hollow Profile,seamless, Unfinished Drill Pipe (green Pipe) With	22.000	22.000	108.500	108.500
7304220090	Oth.tube,pipes&hollow Profile,seamless, Unworked Pipe End	1.634	1.634	6.313	6.313
7304230010	Unfinished Drill Pipe (green Pipe) With Yield Strength Less Than 75,000 Psi	5.764	5.764	34.825	34.825
7304230090	Oth. Unfinished Drill Pipe (green Pipe)	239.176	239.176	1.807.737	1.807.737
7304240010	Unfinish Case&tube, Yield Strgh<75000psi Oth.of Stanlss Stel For Drill	42.705	42.705	55.954	55.954
7304240090	Oth.unfinish Casetube&unworked, stainless With Yield Strength Less Than	52.519	52.519	212.315	212.315
7304290010	Unfinish Casetube&unworked Pipe End With Yield Strength Less Than 75,000	2.958.942	2.958.942	6.767.374	6.767.374
7304290090	Oth.unfinish Casetube&unworked Pipe End With Yield Strength Less Than	16.932.535	16.932.535	29.459.986	29.459.986
7304311000	High Press. Conduits,of Circular Cross- Sect.of Iron/non-alloy Steel,cold Rolled	19.920	19.920	178.507	178.507
7304319000	Oth.drill Rod Casing&tubing With Pin And Box Threads	721.750	721.750	1.906.613	1.906.613
7304390000	Oth. Drill Rod Casing And Tubing With Pin And	1.172.269	1.172.269	2.764.138	2.764.138
7304410000	Cold-drawn Or Cold-rolled (cold-reduced) Stainless Steel	261.786	261.786	360.311	360.311
7304490000	Oth. Cold-drawn Or Cold-rolled (cold-reduced) Stainless Steel	297.560	297.560	418.383	418.383
7304511000	High Press. Conduits,of Circular Cross- Sect.of Oth Alloy Steel,cold Rolled	14.620	14.620	50.005	50.005
7304519000	Oth Tubes/pipes/hollow Profiles,seamless Cold Rolled,crclr C-s Of Oth Alloy	13.102	13.102	102.137	102.137
7304590000	Oth.drill Rod Casing&tubing With Pin& Sect.of Oth Alloy Steel,cold Rolled	513.551	513.551	1.279.196	1.279.196
7304900000	Oth.drill Rod Casing&tubing With Pin& Cold Rolled,crclr C-s Of Oth Alloy Steel	3.186.111	3.186.111	9.429.468	9.429.468
7305110000	Lines Pipe, For Oil Or Gas Longitudinall Submerged Arc Welded Of Iron/steel	174.579	174.579	696.013	696.013
7305120000	Lines Pipe, For Oil Or Gas Other, Longitudinall Welded Of Iron/steel	3.076	3.076	11.747	11.747
7305190000	The Oth.line Pipe Of Iron/steel For Oil, External Diameter > 406.4mm	535.096	535.096	2.355.184	2.355.184
7305200000	Casing Of Iron/steel Used In Drilling For Oil/gas External Diameter 406.4mm	1.869.888	1.869.888	2.714.075	2.714.075
7305311000	Lines Pipe, For Oil Or Gas Longitudinall Stainless Steel Pipes & Tubes	103.019	103.019	115.831	115.831
7305319000	Oth.lines Pipe,for Oil/gas Longitudinall Stainless Steel Pipes & Tubes	1.239.434	1.239.434	2.669.565	2.669.565
7305390000	Oth.lines Pipe,for Oil/gas Longitudinall	34.633	34.633	71.620	71.620
7305900000	Oth.lines Pipe,for Oil/gas Longitudinall Oth.stainless Steel Pipes & Tubes	22.371	22.371	51.040	51.040
7306110000	Line Pipe Of Kind Use For Oil/gas Pipe Welded, Of Stainless Steel	137.346	137.346	889.683	889.683
7306190000	Oth.line Pipe Of Kind Use For Oil/gas Pipe,welded,of Stainless Steel	9.269.323	9.269.323	15.150.795	15.150.795
7306210000	Casing&tubing Of A Kind Use In Drilling Welded, Of Stainless Steel	46	46	516	516
7306290000	Oth.casing&tubing Of A Kind Use In Drilling,welded,of Stainless Steel	1.135.556	1.135.556	1.136.359	1.136.359
7306301010	Boilr Tube Weld,of Circulr Cross-sect Of Iron/non Ally Stel Intrnl Diamtr<12.5mm	65.803	65.803	190.914	190.914
7306301020	Boilr Tube Weld,of Circulr Cross-sect Of Iron/non Ally Stel Intrnl	7.320	7.320	20.349	20.349
7306302010	Boilr Tube Weld,of Single/double Walled, Coppr Plate,intrnl Diamtr<12.5mm	18.999	18.999	204.147	204.147
7306302020	Boilr Tube Weld,of Single/double Walled, Coppr Plate,intrnl Diamtr>=12.5mm	3.798	3.798	14.986	14.986
7306303000	Boilr Tube Weld,of Single/double Walled, Coppr Plate,sheath Pipe For Heating	539	539	3.503	3.503
7306309010	Oth.boilr Tube Weld,of Single/double Walled,coppr Plate,intrnl Diamtr<12.5mm	35.763	35.763	189.677	189.677
7306309020	Oth.boilr Tube Weld,of Single/double Walled,coppr Plate,intrnl Diamtr>=12.5mm	345.040	345.040	661.666	661.666
7306401090	Oth.weld,of Circulr Cross-section Of Weld Boilr Tube W Intrnl Diamtr>125 Mm	6.736	6.736	29.697	29.697
7306402000	Welded Boiler Tubes Of Stainless Steel With Internal Diameter >12.5 Mm	123.755	123.755	1.019.512	1.019.512
7306409000	Oth,not Welded Of Circular Cross Sect. With Internal Diameter > 12,5 Mm	201.156	201.156	564.320	564.320
7306501020	Oth.boilr Tube,weld,of Circlr Cross- Sectn,oth Alloy Steel Int.dmt>12.5mm	19.624	19.624	2.052	2.052
7306509010	Oth.boilr Tube,weld,of Circlr Cross- High Pressure Conduits	3	3	9	9
7306509020	Oth.boilr Tube,weld,oth.thn High Prsr Conduit,oth Alloy Steel	750	750	5.064	5.064
7306509030	Oth.boilr Tube,weld,oth.thn High Prsr Conduit,oth Alloy Steel Int.dmt>12.5mm	53.251	53.251	189.297	189.297
7306610010	Oth.boilr Tube,weld,quare/rectangular Cross Sectin,with Int.diamtr<=12,5mm	11.210	11.210	11.899	11.899
7306610090	Oth.boilr Tube,weld,quare/rectangular Cross Sectin,with Int.diamtr>12,5mm	93.136	93.136	151.970	151.970
7306690010	Oth.boilr Tube,non Circulr Crss-section With Internal Diameter<=12,5mm	120	120	924	924
7306690090	Oth.boilr Tube,non Circulr Crss-section With Internal Diameter>12,5mm	123.269	123.269	465.148	465.148
7306901010	Bundy-weld Pipes And Tubes, With Internal Diameter <= 12,5mm	181	181	7.577	7.577

I.3. IMPOR MENURUT KOMODITI / IMPORT BY HS COMMODITY
***** JANUARI / JANUARY 2009 *****

HS	Uraian Komoditi Commodity Description	Berat Bersih / Net Weight (Kg)		Nilai / Value C.I.F (US\$)	
		Bulan ini Current Month	Kumulatif Cum.Jan. to date	Bulan ini Current Month	Kumulatif Cum.Jan. to date
7306901090	Bundy-weld Pipes And Tubes, With Internal Diameter > 12,5mm	1.180	1.180	4.356	4.356
7306909010	Oth.thn Bundy-weld Pipes & Tubes, With Internal Diameter <= 12,5mm	53.861	53.861	129.762	129.762
7306909090	Oth.thn Bundy-weld Pipes & Tubes, With Internal Diameter > 12,5mm	2.061.768	2.061.768	2.436.598	2.436.598
7307110000	Cast Fitting Of Non-malleable Cast Iron	125.152	125.152	178.159	178.159
7307190000	Cast Fitting Of Other Than Non-malleable Cast Iron	592.809	592.809	1.931.354	1.931.354
7307210000	Other, Of Stainless Steel Flanges	535.399	535.399	1.217.716	1.217.716
7307220000	Other, Of Stainless Steel Threaded Elbows, Bends And Sleeves	134.029	134.029	681.094	681.094
7307230000	Other, Of Stainless Steel Butt Welding Fittings	78.999	78.999	1.312.804	1.312.804
7307290000	Oth.,of Stainlss Steel Oth.than Flanges, Butt Welding,threaded	155.314	155.314	894.256	894.256
7307910000	Tube Or Pipe Fittings (couplings) Flanges	1.189.018	1.189.018	4.671.090	4.671.090
7307920000	Tube Or Pipe Fittings (couplings) Threaded Elbows, Bends And Sleeves	191.721	191.721	1.522.522	1.522.522
7307930000	Tube Or Pipe Fittings (couplings) Butt Welding Fittings	329.283	329.283	1.583.779	1.583.779
7307990000	Other Tube/pipe Fittings (couplings)	2.460.962	2.460.962	9.379.755	9.379.755
7308109000	Other Bridges And Bridge Sections	51.844	51.844	162.808	162.808
7308201900	Other Towers	183.872	183.872	916.051	916.051
7308202100	Lattice Masts W Prefabricated Modular Type Joined By Shear Connectors	12	12	116	116
7308202900	Other Lattice Masts	211.177	211.177	562.687	562.687
7308300000	Doors, Windows And Their Frames And Thres Hold For Doors	112.833	112.833	529.220	529.220
7308401000	Equip. For Scaffolding W Prefabricated Modlr Type Joined By Shear	1.803	1.803	536	536
7308409000	Other Equipment For Scaffolding, Shuttering, Propping Or Pit Propping	202.261	202.261	367.539	367.539
7308902000	Other, Prefabricated Modular Type Joined By Shear Connectors	15.063	15.063	28.539	28.539
7308903000	Oth. Corrug,curved/bent Galv'd Plt F Ass'bly,into Undgrnd Conduits&culvert	35.725	35.725	228.196	228.196
7308904000	Oth Parts Of Tub/tunnels,made Of Formd &bended Corrugated Sheet Of	1.115.459	1.115.459	1.921.156	1.921.156
7308905000	Other, Prefabricated Modular Rail For Ships	5.312	5.312	8.210	8.210
7308909000	Other Structures And Parts Of Structures Of Iron Or Steel	9.145.820	9.145.820	28.965.210	28.965.210
7309000000	Reservoir,tank,vat&similar Container Of Iron/steel, Capacity > 300 Ltr	537.223	537.223	3.797.924	3.797.924
7310100010	Tank,cask,drum,can,boxe&similar For Transporting Or Coagulating Latex	252	252	26.437	26.437
7310100020	Tank,cask,drum,can,boxe&similar Of Iron Or Steel Casting In The Rough	1.209	1.209	10.897	10.897
7310100030	Tank,cask,drum,can,boxe&similar Other Of Iron/steel Forging/stamping	27.624	27.624	79.263	79.263
7310100090	Oth.tank,cask,drum,can,boxe&similar	319.378	319.378	1.030.129	1.030.129
7310211010	Cans <11,closed By Soldering Of Iron/steel Casting In The Rough	10.009	10.009	23.243	23.243
7310211020	Cans <11,closed By Soldering Of Iron/steel Forging Or Stamping In	4.401	4.401	17.003	17.003
7310211090	Oth.cans <11,closed By Soldering Of Iron/steel	17.920	17.920	68.104	68.104
7310219010	Cans >11 & <50,closed By Soldering Of Iron/steel Casting In The Rough	8.643	8.643	36.828	36.828
7310219020	Cans >11 & <50,closed By Soldering Of Iron/steel Forging Or Stamping In	1.884	1.884	6.773	6.773
7310219090	Oth.cans >11 & <50,closed By Soldering Of Iron/steel	64.204	64.204	165.602	165.602
7310291010	Cans <11,not Soldering Of Iron/steel Casting In The Rough	567	567	11.362	11.362
7310291090	Oth.cans <11,not Soldering Of Iron/steel	15.372	15.372	60.617	60.617
7310299010	Cans >11 & <50,not Soldering Of Iron/steel Casting In The Rough	930	930	2.697	2.697
7310299090	Oth.cans >11 & <50,not Soldering Of Iron/steel	496.043	496.043	678.287	678.287
7311001100	Cont'ners For Compressed/liquefied Gas Seamless Stl Cylinders, Capacity< 30	19.648	19.648	41.707	41.707
7311001900	Other Seamless Steel Cylinders	276.695	276.695	878.446	878.446
7311009100	Other Containers Of Iron Or Steel With Capacity Of Less Than 30 L	4.224.661	4.224.661	8.395.872	8.395.872
7311009900	Other Containers Of Iron Or Steel	208.940	208.940	912.882	912.882
7312101000	Standed Wr,ropes & Cables For Locked Coil,flat'ted Strands&non Rotting Wr Rp	14.785	14.785	51.527	51.527
7312102000	Stranded Wire,rope&cables By Plated /coatd Wth Brass.& Of A Nom.d<=3mm	315.897	315.897	855.745	855.745
7312104000	Stranded Wire, Rope And Cables With Stranded Wire Of Diameter Of< 3 Mm	21.509	21.509	122.240	122.240
7312109000	Other Stranded Wire, Rope And Cables	1.435.153	1.435.153	6.336.734	6.336.734
7312900000	Oth Stranded Wire, Rope And Cables, Plaitd Bnds,slings&of Ir/stl Not Elect	760.534	760.534	1.389.621	1.389.621
7314120000	Woven Cloth With Endless Bands For Machinery, Of Stainless Steel	9.316	9.316	30.797	30.797
7314140000	Woven Cloth, Of Stainless Steel	20.122	20.122	213.113	213.113
7314191000	Endless Bands For Machinery Oth Thn Of Stainless Steel	44.909	44.909	87.619	87.619
7314199000	Other Woven Cloth, Not Stainless Steel	12.969	12.969	75.126	75.126
7314200000	Grill&fencing,welded At The Intersect Ofwr Wth A Max.sect.d>3mm&mesh	719.874	719.874	454.544	454.544
7314310000	Other Grill, Netting & Fencing,welded At The Intersect.by Pltd/coatd W Zinc	154.590	154.590	103.223	103.223
7314390000	Oth Grill, Netting And Fencing,welded At The Intersection	207.824	207.824	337.674	337.674
7314410000	Oth Cloth, Grill, Netting And Fencing By Plated Or Coated With Zinc	120.037	120.037	65.320	65.320
7314420000	Oth Cloth, Grill, Netting And Fencing By Coated With Plastics	100.936	100.936	64.949	64.949
7314490000	Oth Cloth, Grill, Netting And Fencing	173.440	173.440	156.883	156.883
7314500000	Expanded Metal	10.682	10.682	21.145	21.145
7315111100	Roller Chain For Bicycles Of Mild Steel	20.628	20.628	95.438	95.438
7315111200	Roller Chain For Motorcycles Of Mild Steel	283.310	283.310	1.164.905	1.164.905
7315111900	Other Mild Steel For Roller Chain	38.411	38.411	191.994	191.994
7315112100	Other Roller Chain For Bicycles	2.880	2.880	4.228	4.228
7315112200	Other Roller Chain For Motorcycles	861.650	861.650	2.239.457	2.239.457
7315112300	Oth Roller Chain Transmis. Type 6mm < Pitch Length <= 3mm	15.175	15.175	132.550	132.550
7315112900	Other Roller Chain	137.255	137.255	427.157	427.157
7315120000	Other Roller Chain Of Mild Steel	403.251	403.251	2.324.149	2.324.149
7315191200	Roller Chain For Motorcycles Of Motorcycle Chain	13.199	13.199	293.354	293.354
7315191900	Other Roller Chain Of Other Mild Steel	1.415	1.415	13.384	13.384
7315199200	Other Roller Chain For Motorcycles Of Motorcycle Chain	6.020	6.020	214.259	214.259
7315199900	Other Roller Chain Of Other Than Bicycle Chain&motorcycle Chain	6.396	6.396	69.842	69.842
7315201000	Skid Chain Of Mild Steel	71	71	438	438
7315209000	Other Skid Chain Of Mild Steel	844	844	27.851	27.851
7315811000	Stud-link Of Mild Steel	9.858	9.858	4.777	4.777
7315819000	Other Stud-link Of Mild Steel	140.938	140.938	261.849	261.849
7315829000	Other, Welded Link	70.779	70.779	111.456	111.456
7315891200	Other Chain For Motorcycles Of Mild Steel	38.273	38.273	697.141	697.141

I.3. IMPOR MENURUT KOMODITI / IMPORT BY HS COMMODITY

*** JANUARI / JANUARY 2009 ***

HS	Uraian Komoditi Commodity Description	Berat Bersih / Net Weight (Kg)		Nilai / Value C.I.F (US\$)	
		Bulan ini Current Month	Kumulatif Cum.Jan. to date	Bulan ini Current Month	Kumulatif Cum.Jan. to date
7315891900	Other Chain Of Mild Steel Not For Motorcycles And Bicycles	17.171	17.171	97.346	97.346
7315892100	Other Chain For Bicycles Of Other Than Mild Steel	2.395	2.395	54.441	54.441
7315892200	Other Chain For Motorcycles Of Other Than Mild Steel	5.128	5.128	2.755	2.755
7315892900	Other Chain Not Mild Steel, Not For Motorcycles And Bicycles	92.919	92.919	525.889	525.889
7315901000	Other Parts Of Chain For Motorcycles And Bicycles	2.824	2.824	43.689	43.689
7315909000	Other Parts Of Chain Not For Motorcycles And Bicycles	421.599	421.599	1.649.915	1.649.915
7316000000	Anchors, Grapnels And Parts Thereof, Of Iron Or Steel	208.870	208.870	537.608	537.608
7317001000	Wire Nails	487.173	487.173	232.374	232.374
7317002000	Staples	109.979	109.979	78.735	78.735
7317009010	Dog Spikes For Rail Sleepers,carding - Tacks&similar Articles,of Iron Or Steel,	7.097	7.097	20.946	20.946
7317009020	Connector & Anti-splitting,connector And Hob Nails For Footwear, Ring Nails	39.048	39.048	59.952	59.952
7317009030	Connector And Anti-splitting, Connector Hooknails	1.467	1.467	3.838	3.838
7317009040	Connector And Anti-splitting, Connector Corrugated Nails, Drawing Pins And	647.781	647.781	229.055	229.055
7317009090	Oth.connector And Anti-splitting,conn - Ector And Anti Splitting	941.488	941.488	390.474	390.474
7318110000	Threaded Articles For Coach Screws	5.541	5.541	13.462	13.462
7318121000	Other Wood Screws With An External Diameter Not Exceeding 16 Mm	11.326	11.326	53.801	53.801
7318129000	Other Wood Screws	176.563	176.563	661.037	661.037
7318131000	Screw Hooks And Screw Rings With An External Dmtr Not Exceeding 16mm	1.293	1.293	2.876	2.876
7318139000	Other Screw Hooks And Screw Rings	61.031	61.031	277.613	277.613
7318141000	Self Tapping Screw With An External Diameter Not Exceeding 16 Mm	11.732	11.732	156.998	156.998
7318149000	Other Self Tapping Screws	33.177	33.177	164.617	164.617
7318151100	Screw Metal With/without Nuts/washers With An External Diameter <=16 Mm	114.613	114.613	1.312.848	1.312.848
7318151200	Bolts For Metal, With/ Without Nuts Of An External Diameter <= 16mm	579.777	579.777	3.843.301	3.843.301
7318151900	Oth Screws&bolts Whether/not Without - Their Nut/washers With an Ext'l	61.073	61.073	193.385	193.385
7318159100	Other Screws For Metal With Or Without Nuts Or Washers	58.533	58.533	203.688	203.688
7318159200	Other Bolts For Metal, With Or Without Nuts	259.852	259.852	1.097.544	1.097.544
7318159900	Other Screws And Bolts Whether Or Not With Their Nut Or Washers	617.356	617.356	2.107.656	2.107.656
7318161000	Nuts With An External Diameter Not Exceeding 16 Mm	169.093	169.093	977.221	977.221
7318169000	Other Nuts	1.550.855	1.550.855	3.679.240	3.679.240
7318191000	Other Threaded Articles Of An External Diameter Not Exceeding 16 Mm	8.418	8.418	38.050	38.050
7318199000	Other Threaded Articles Of Iron And Steel	110.519	110.519	413.339	413.339
7318211000	Non Threaded Artic. For Spring Washers &oth Lock Washers W An Ext'nal	4.508	4.508	61.596	61.596
7318219000	Other Spring Washers And Other Lock Washers	35.919	35.919	411.930	411.930
7318221000	Other Washers With An External Diameter Not Exceeding 16 Mm	47.919	47.919	1.156.591	1.156.591
7318229000	Other Washers	113.661	113.661	1.384.757	1.384.757
7318231000	Rivet With An External Diameter Not Exceeding 16 Mm	12.374	12.374	126.624	126.624
7318239000	Other Rivets	10.926	10.926	94.975	94.975
7318241000	Cotters& Cotters Pins With An External Diameter Not Exceeding 16 Mm	29.295	29.295	165.333	165.333
7318249000	Other Cotters And Cotter Pins	44.907	44.907	663.986	663.986
7318291000	Oth Non Threaded Articles With An External Diameter <= 16 Mm	32.718	32.718	226.760	226.760
7318299000	Other Non Threaded Articles	329.798	329.798	3.640.100	3.640.100
7319200000	Safety Pins	5.005	5.005	20.248	20.248
7319300000	Other Pins	47.871	47.871	601.911	601.911
7319900000	Oth Similar Articles For Use In Hand, Of Iron Or Steel	47.468	47.468	372.018	372.018
7320101000	Leaf Springs And Leaves For Motor Vehicles	90.080	90.080	187.852	187.852
7320109000	Other Leaf Springs And Leaves	13.286	13.286	164.911	164.911
7320201000	Helical Springs For Motor Vehicles	92.368	92.368	642.998	642.998
7320209010	Other Helical Springs For Motor Vehicles For Motor Vehicles Or Earth Moving	20.016	20.016	296.333	296.333
7320209090	Other Helical Springs For Motor Vehicles	64.685	64.685	519.048	519.048
7320901000	Other Springs And Leaves For Motor Vehicles	31.850	31.850	399.229	399.229
7320909000	Other Springs And Leaves	56.549	56.549	773.771	773.771
7321110000	Cooking Appliances And Plate Warmers For Gas Fuel Or For Both Gas And	49.668	49.668	268.507	268.507
7321120000	Cooking Appliances And Plate Warmers With Liquid Fuel	986	986	123	123
7321190000	Other Cooking Appliances & Plate Warmers Including Appliances For Solid Fuel	5.832	5.832	21.337	21.337
7321810000	Other Appliances With Gas Fuel Or For Both Gas And Other Fuels	80	80	152	152
7321890000	Other Appliances With Solid Fuel	4.568	4.568	6.427	6.427
7321901000	Oth Cooking Appliances & Plate Warmers Of Burner For Kerosene Stoves	15.836	15.836	54.922	54.922
7321909000	Other Cooking Appliances And Plate Warmers	689.744	689.744	1.801.984	1.801.984
7322110000	Radiators And Parts Of Cast Iron	422	422	8.289	8.289
7322190000	Other Parts Of Radiators	13.075	13.075	121.279	121.279
7322900000	Other Radiators For Central Heating	27.498	27.498	228.426	228.426
7323100000	Iron/steel Wool; Pot Scourers&scouring Or Polishing Pads, Gloves And The	88.509	88.509	100.649	100.649
7323911000	Kitchenware Of Cast Iron , Not Ennamelled	41.509	41.509	39.859	39.859
7323919000	Household Articles Of Cast Iron Not Enamelled	74.375	74.375	328.327	328.327
7323920000	Household Articles Of Cast Iron, Enamelled	6.340	6.340	22.465	22.465
7323931000	Kitchenware Of Stainless Steel	197.081	197.081	648.402	648.402
7323939000	Other Household Articles Of Stainless Steel	93.392	93.392	207.864	207.864
7323940000	Household Of Iron(oth. Than Cast Iron) Or Steel, Enamelled	112.922	112.922	169.655	169.655
7323991000	Other Kitchenware	124.957	124.957	284.627	284.627
7323999000	Other Household Articles Of Iron Or Steel	135.544	135.544	214.638	214.638
7324100000	Sinks And Wash Basins, Of Stainless Steel	98.302	98.302	294.755	294.755
7324210000	Bath Of Cast Iron, Whether Or Not Enamelled	101	101	681	681
7324290000	Bath Of Stainless Steel	15.002	15.002	76.975	76.975
7324901000	Sanitary Ware For Flushing Water Closets Or Urinals (fixed Type)	36	36	667	667
7324902000	Sanitary Ware Of Bedpans,urinals (Portable Type) And Chamber Pots	68	68	176	176
7324909000	Other Sanitary Ware	182.250	182.250	327.773	327.773
7325101000	Other Cast Articles Of Non Malleable Cast Iron By Latex Spouts & Latex Cups	155	155	2.120	2.120
7325109000	Other Cast Articles Of Non Malleable Cast Iron	90.392	90.392	367.343	367.343

I.3. IMPOR MENURUT KOMODITI / IMPORT BY HS COMMODITY

*** JANUARI / JANUARY 2009 ***

HS	Uraian Komoditi Commodity Description	Berat Bersih / Net Weight (Kg)		Nilai / Value C.I.F (US\$)	
		Bulan ini Current Month	Kumulatif Cum.Jan. to date	Bulan ini Current Month	Kumulatif Cum.Jan. to date
7325910000	Grinding Balls And Similar Articles For Mills	2.216.760	2.216.760	2.103.361	2.103.361
7325999000	Other Cast Articles Of Malleable Cast Iron	110.541	110.541	466.610	466.610
7326110000	Grinding Balls&similar Artic.for Mills Forged/stamped But Not Further Works	3.904.410	3.904.410	4.170.160	4.170.160
7326190000	Other Articles Or Iron Or Steel But Not Forged Or Stamped	212.169	212.169	1.147.112	1.147.112
7326202000	Articles Of Iron Or Steel Wire For Rat Traps	17	17	23	23
7326205000	Articles Of Iron Or Steel Wire Wire Poultry Cages And The Like	28.087	28.087	33.281	33.281
7326209000	Other Articles Of Non Iron Or Steel Wire	32.274	32.274	174.499	174.499
7326901000	Ships' Rudders Not Forged Or Stamped	154.268	154.268	1.735.908	1.735.908
7326903000	Stainless Stil Shield&clamp Assembly Wth Rubb.sl For Hubless Cast Ir&pipes	70.118	70.118	617.393	617.393
7326905000	Rat Traps But Not Forged Or Stamped	5.025	5.025	44.168	44.168
7326907000	Stainless Steel Shield, Clamp Assembly Horseshoes; Riding Boot Spurs	2.719	2.719	54.485	54.485
7326909000	Other Articles Not Forged Or Steamed	1.860.717	1.860.717	6.634.552	6.634.552
7401000000	Copper Mattes, Cement Copper (precipitated)	3.127	3.127	16.731	16.731
7402000000	Unrefined Copper,copper Anodes For Elec- Trolytic Refining.	74	74	2.612	2.612
7403110000	Refined Copper For Cathodes And Sections Of Cathodes	2.925.513	2.925.513	11.273.184	11.273.184
7403120000	Refined Copper For Wire-bars	343	343	8.672	8.672
7403190000	Other Refined Copper, Unwrought	23.104	23.104	71.946	71.946
7403210000	Copper Alloys For Copper-zinc Base Alloys (brass)	195.528	195.528	915.383	915.383
7403220000	Copper Alloys For Copper-tin Base Alloys (bronze)	25.890	25.890	151.103	151.103
7403290000	Copper Alloys For Oth Copper Alloys (oth Than Master Alloys Of Head.74.05)	2.232	2.232	63.731	63.731
7404000000	Copper Waste And Scrap.	241.857	241.857	728.475	728.475
7406100000	Powders Of Non-lamellar Structure	33.372	33.372	309.428	309.428
7406200000	Powders Of Lamellar Structure; Flakes	26.480	26.480	212.888	212.888
7407103000	Profiles Of Refined Copper	2.019	2.019	20.353	20.353
7407109000	Other Profiles Of Refined Copper	212.565	212.565	878.562	878.562
7407210000	Profiles Of Refined Copper Of Copper-zinc Base Alloys (brass)	325.756	325.756	1.082.552	1.082.552
7407290000	Other Of Copper Alloys	52.707	52.707	246.741	246.741
7408110000	Copper Wire. Of Which The Maximum Cross-sectional	932.614	932.614	3.588.912	3.588.912
7408190000	Other Wire Of Refined Copper	405.902	405.902	924.128	924.128
7408210000	Copper Wire Of Copper Alloys With Copper Zinc Base Alloys (brass)	178.751	178.751	1.011.337	1.011.337
7408220000	Copper Wire Of Copper Alloys W Copper- Nick Bs Alloys/c-nickel-zinc Bs Alloys	8.230	8.230	132.707	132.707
7408290000	Other Copper Alloys For Copper Wire	57.648	57.648	366.845	366.845
7409110000	Copper Plates, Sheets And Strips, Of Refined Copper In Coils	535.204	535.204	2.915.520	2.915.520
7409190000	Copper Plates, Sheets And Strips, Of Refined Copper, Not In Coils	43.744	43.744	426.662	426.662
7409210000	Copper Plates, Sheets,strips, Of Copper Zinc Base Alloys (brass), In Coils	273.943	273.943	2.083.023	2.083.023
7409290000	Copper Plates, Sheets,strips, Of Copper Zinc Base Alloys (brass), Not In Coils	71.486	71.486	327.967	327.967
7409310000	Copper Plates, Sheets,strips, Of Copper Tin Base Alloys (brass), In Coils	29.536	29.536	279.945	279.945
7409390000	Copper Plates, Sheets,strips, Of Copper Tin Base Alloys (brass), Not In Coils	378	378	12.447	12.447
7409400000	Copper-nickel Base Alloy (cupro-nickel), Copper-nickel-zinc Base Alloys	40.460	40.460	351.474	351.474
7409900000	Other Copper Alloys, Unrefined	490	490	67.028	67.028
7410110000	Copper Foil, Refined, Thickness < 0.15mm , Not Backed	64.922	64.922	382.741	382.741
7410120000	Copper Alloys, Refined, Thickness < 0.15 Mm, Not Backed	43.968	43.968	202.660	202.660
7410210010	Reinforced Sheets/plates Of Polyamide, Of Refined Copper, Backed	21.042	21.042	101.580	101.580
7410210020	Reinforced Sheets/plates Of Polyamide, Copper Clad Laminate For Pcb	201.395	201.395	868.098	868.098
7410210090	Reinforced Sheets/plates Of Polyamide, Copper Clad Laminate Not For Pcb	7.414	7.414	74.687	74.687
7410220000	Reinforced Sheets/plates Of Polyamide, Of Copper Alloys, Unrefined	6.063	6.063	28.164	28.164
7411100000	Copper Tubes & Pipes Of Refined Copper	201.637	201.637	1.300.061	1.300.061
7411210000	Copper Tubes & Pipes Of Copper Alloys With Copper-zinc Base Alloys (brass)	91.120	91.120	441.707	441.707
7411220000	Copper Tubes & Pipes Of Copper Alloys With Cupro-nickel Or Nickel Silver	16.058	16.058	143.125	143.125
7411290000	Other Copper Tubes And Pipes	235.190	235.190	1.018.537	1.018.537
7412100000	Copper Tube Or Pipe Fitting Of Refined Copper	4	4	12	12
7412201000	Copper Tube Or Pipe Fitting Of Copper-zinc Base Alloys (brass)	23.203	23.203	129.131	129.131
7412209000	Copper Alloys, Not Brass, Refined	126.090	126.090	451.113	451.113
7413000000	Stranded Wire,cable,plaited Bands, Of Copper, Not Electrically Insulated.	50.976	50.976	132.151	132.151
7415101000	Nails&tacks(incl.drwing Pins)of Copper Iron Or Steel With Head Of Copper	29.316	29.316	21.570	21.570
7415102000	Staples And Similar Articles Of Copper	1.653	1.653	344	344
7415109000	Tacks, Drawing Pins, & Similar Articles	12.519	12.519	119.217	119.217
7415210000	Washers (including Spring Washers) But Not Threaded	3.580	3.580	23.026	23.026
7415290000	Other Articles Of Copper, Not Threaded	1.344	1.344	32.644	32.644
7415331000	Screws	17.693	17.693	112.545	112.545
7415332000	Bolts And Nuts	15.117	15.117	150.038	150.038
7415390000	Other Articles Of Copper, Threaded	30.424	30.424	131.985	131.985
7418110000	Pot Scourers And Scouring Or Polishing Pads, Gloves And The Like	142	142	680	680
7418190000	Other Pot Scourers & Scouring/polishing	5.845	5.845	5.253	5.253
7418200000	Sanitary Ware And Parts Thereof	1.275	1.275	16.883	16.883
7419100000	Chain And Parts Thereof Of Copper	1.810	1.810	3.196	3.196
7419910010	Fittings For Fire Hoses, Of Copper	63	63	1.142	1.142
7419910020	Reservoirs, Tanks, Vats And Similar Of Copper	5.856	5.856	59.142	59.142
7419910030	Electroplating Anodes,machine Belt For Ships Or Other Vessel	21.683	21.683	166.489	166.489
7419910090	Oth Table, Kichen,cast, Moulded,stamped /forged But Not Further Worked	1.790	1.790	19.599	19.599
7419991000	Electroplating Anodes,machine Belt Fastener,fitting For Ships,fire Hoses	8.625	8.625	23.585	23.585
7419992000	Similar Containers Not Fitted With Mech./ternal Equip. Of A Cap.of <=300l	3.337	3.337	83.768	83.768
7419993100	Grill And Netting Of Copper Wire For Machinery	3.767	3.767	102.937	102.937
7419993910	Grill And Netting Of Copper Wire Cloth Suitable For Making Mosquito Nets	82	82	587	587
7419993990	Other Grill And Netting Of Copper Wire	358	358	5.272	5.272
7419994000	Other Grill And Netting Of Copper Wire Springs	2.188	2.188	22.728	22.728
7419999000	Other Articles Of Non Copper	22.415	22.415	84.945	84.945
7501100000	Nickel Mattes	124	124	1.294	1.294

I.3. IMPOR MENURUT KOMODITI / IMPORT BY HS COMMODITY
***** JANUARI / JANUARY 2009 *****

HS	Uraian Komoditi Commodity Description	Berat Bersih / Net Weight (Kg)		Nilai / Value C.I.F (US\$)	
		Bulan ini Current Month	Kumulatif Cum.Jan. to date	Bulan ini Current Month	Kumulatif Cum.Jan. to date
7501200000	Nickel Oxide Sinters&oth Intermediate Product Of Nickel Metallurgy	111	111	595	595
7502100000	Nickel, Not Alloyed	54.079	54.079	463.930	463.930
7504000000	Nickel Powders And Flakes.	444	444	15.330	15.330
7505110000	Bars, Rods And Profiles Of Nickel, Not Alloyed	87	87	3.499	3.499
7505120000	Bars, Rods & Profiles Of Nickel Alloys	92	92	5.382	5.382
7505210000	Wire Of Nickel, Not Alloyed	5.089	5.089	68.859	68.859
7505220000	Wire Of Nickel Alloys	1.872	1.872	51.064	51.064
7506100000	Nickel Plates, Sheets, Strip&foil Of Nickel, Not Alloyed	3.200	3.200	158.322	158.322
7506200000	Nickel Plates, Sheets, Strip And Foil Of Nickel Alloys	12.224	12.224	150.412	150.412
7507110000	Tubes And Pipes Of Nickel, Not Alloyed	2.297	2.297	140.403	140.403
7507120000	Tubes And Pipes Of Nickel Alloys	9.758	9.758	10.900	10.900
7507200000	Tube Or Pipe Fittings	3.700	3.700	71.456	71.456
7508903000	Bolts And Nuts Of Non Nickel	17.965	17.965	16.071	16.071
7508909010	Electro-plating Anodes,wrought Or Un- Wrought, Including Those Produced By	50.518	50.518	178.826	178.826
7508909020	Screens For Printing Machines	2.087	2.087	61.161	61.161
7508909090	Other Nickel Tubes, Pipes, Tube, Pipe Fittings	13.398	13.398	379.648	379.648
7601100000	Aluminium, Not Alloyed	6.322.036	6.322.036	12.466.983	12.466.983
7601200000	Aluminium Alloys	8.064.502	8.064.502	16.938.869	16.938.869
7602000000	Aluminium Waste And Scrap.	1.081.896	1.081.896	1.303.580	1.303.580
7603100000	Aluminium Powders Of Non-lamellar Structure	7.391	7.391	62.182	62.182
7603200010	Aluminium Powders And Flakes Of Flakes	20.367	20.367	18.711	18.711
7603200020	Aluminium Powders And Flakes,powder Of Lamellar Structure	4.203	4.203	25.250	25.250
7604101000	Bars And Rods Of Aluminium Not Alloyed	77.342	77.342	169.630	169.630
7604109010	Profiles Suitable For Use As Heat Sink With Cross-sect.dimension < 17,5x17,5	1.446	1.446	13.269	13.269
7604109090	Oth Profiles Suitable For Use As Heat Sink	3.616	3.616	12.594	12.594
7604211000	Perforated Tube Profile For Evaporator Coils Of Mtr Veh. Ac Mach.of Alum.ally	1.990	1.990	52.466	52.466
7604219000	Oth Hollow Profiles Of Aluminium Alloys	194.505	194.505	773.516	773.516
7604291010	Extruded Bars And Rods Not Surface Treated	23.250	23.250	95.132	95.132
7604293000	Y-shaped Profiles For Zip Fasteners, In Coils Of Non Aluminium Alloys	4.013	4.013	28.986	28.986
7604299000	Other Bars, Rods And Profiles Of Non Aluminium Alloys	108.240	108.240	217.747	217.747
7605110000	Alum. Wire Of Aluminium Not Alloyed Which The Max.cross-sect'l Dim.exceeds	8.256	8.256	53.329	53.329
7605191000	Aluminium Wire Of Non Aluminium Not Alloyed With A Diameter < 0.0508 Mm	688	688	13.533	13.533
7605199000	Other Aluminium Wire Of Non Aluminium Not Alloyed	12.056	12.056	22.626	22.626
7605291000	Aluminium Wire Of Non Aluminium Alloys With A Diameter Not Exceeding	1.123	1.123	20.523	20.523
7605299000	Other Aluminium Wire Of Non Aluminium Alloys	22.268	22.268	137.651	137.651
7606110010	Aluminium Plates,sheets&strip Of Plain Or Figured By Rolling Of Thick.>0.2mm	28.729	28.729	115.842	115.842
7606110090	Oth Aluminium Plates,sheets&strip Of Plain/figured By Rolling Of Thick.>0.2mm	201.316	201.316	892.482	892.482
7606121010	Can Stock (alloy 3004,3104 Or 5182, Of Thickness > 0,25 Mm, In Coil	10.257	10.257	45.595	45.595
7606121090	Oth.can Stock (alloy 3004,3104, 5182, Of Thickness > 0,25 Mm, In Coil	15.036	15.036	32.057	32.057
7606123100	Sheets O Alum. Rigid Cont.sheets Alloy 5182,5082,hardnessH19<1,000mm In	53.222	53.222	201.700	201.700
7606123910	Other Aluminium Sheet/coil Not Exceeding 1,000 Mm In Width	343.681	343.681	1.310.442	1.310.442
7606123920	Other Aluminium Sheet / Coil Exceeding 1,000 Mm In Width	2.183.439	2.183.439	4.975.184	4.975.184
7606123990	Other Aluminum Sheet	574.800	574.800	2.300.421	2.300.421
7606124000	Oth, Plain/figured By Roll./press. But Not Surface Treated Of Non Alum. Alloys	140.288	140.288	240.452	240.452
7606129000	Other Aluminium Plate Rectangler Of Aluminium Alloys	141.816	141.816	251.919	251.919
7606919000	Oth Aluminium Plate, Not Rectangler Of Aluminium, Not Alloyed	1.162	1.162	69.758	69.758
7606923020	Sheet Or Coil Of Alum. Rigid Container Sheet Alloy 5182,5082,hardness H19	61.570	61.570	224.649	224.649
7606923090	Oth.can Sheet/coil Of Aluminium Rigid Container Sheet Alloy 5182,5082,hard	183.092	183.092	161.369	161.369
7606929090	Other Aluminium Alloys	98.505	98.505	131.965	131.965
7607110000	Aluminium Foil Not Backed, Rolled But Not Further Worked	249.504	249.504	1.145.430	1.145.430
7607191000	Foil Of Aluminium Alloy A1075 Or A3903 Not Back,oth Than Rolled But Not	93.476	93.476	497.986	497.986
7607199000	Oth Than Foil Aluminium Alloy A1075/ A3903 Not Back,oth Than Roll But	51.174	51.174	420.128	420.128
7607204000	Aluminium Foil Backed For Imitation Gold Or Silver	877	877	4.278	4.278
7607209010	Aluminium Foil Laquer Coated (white Or Of Thickness >0,05 Mm Or < 0,15 Mm	103.248	103.248	395.300	395.300
7607209090	Oth.aluminium Foil, Backed, Thickness <=0.2 Mm	85.779	85.779	540.210	540.210
7608100000	Aluminium Tubes And Pipes Of Aluminium, Not Alloyed	64.752	64.752	167.096	167.096
7608200000	Aluminium Tubes And Pipes Of Aluminium Alloys	34.949	34.949	214.317	214.317
7609000000	Aluminium Tube Or Pipe Fittings (for Example, Coupling,elbows,sleeves)	34.570	34.570	246.678	246.678
7610100000	Alum. Structures For Doors, Windows & Their Frames And Thresholds For	435.869	435.869	4.357.342	4.357.342
7610901000	Oth Alum. Structures For Bridges And Bridge Section, Towers, Lattice Masts	1.313	1.313	9.656	9.656
7610909000	Other Aluminium Structures	147.498	147.498	422.019	422.019
7611000000	Aluminium Reservoirs, Tanks, Vats And Similar Containers For Any Material	4.822	4.822	9.914	9.914
7612100000	Alum. Collapsible Tubular Containers	12.589	12.589	96.691	96.691
7612901000	Aluminium Casks, Drums, Cans, Boxes And Seamless Containers For Fresh	340	340	2.973	2.973
7612909000	Oth.aluminium Casks,drums,cans, Boxes & Containers, For Any Material	108.362	108.362	524.505	524.505
7613000000	Aluminium Containers For Compressed Or Liquefied Gas	296	296	2.082	2.082
7614101100	Cable With Steel Core Of Circular Cross Section Not Exceeding 500 Mm	95.436	95.436	315.298	315.298
7614101900	Other Cable With Steel Core	123.088	123.088	311.661	311.661
7614109000	Other Stranded Wire With Steel Core	8.320	8.320	134.998	134.998
7614901900	Other Cable Without Steel Core	13	13	268	268
7614909000	Other Stranded Wire Without Steel Core	9.228	9.228	113.155	113.155
7615190000	Oth Table, Kitchen/oth Household Articles & Parts Thereof Of Aluminium	90.115	90.115	164.432	164.432
7615209000	Other Sanitary Ware And Parts Thereof Of Aluminium	62.596	62.596	233.374	233.374
7616101000	Nails Of Aluminium	4.509	4.509	93.355	93.355
7616102000	Staples And Hooks Of Aluminium	4.164	4.164	72.009	72.009
7616109000	Tacks, Rivets,cotters,cotter Pins And Washers Of Aluminium	32.757	32.757	662.866	662.866
7616910000	Other Cloth, Grill, Netting And Fencing, Of Aluminium Wire	32.472	32.472	28.285	28.285
7616992000	Ferrules For Use In The Manufacture Of Pencils	2.050	2.050	29.122	29.122

I.3. IMPOR MENURUT KOMODITI / IMPORT BY HS COMMODITY

*** JANUARI / JANUARY 2009 ***

H S	Uraian Komoditi Commodity Description	Berat Bersih / Net Weight (Kg)		Nilai / Value C.I.F (US\$)	
		Bulan ini Current Month	Kumulatif Cum.Jan. to date	Bulan ini Current Month	Kumulatif Cum.Jan. to date
7616993000	Alum.slugs, Round, Of Such Dim. That The Thick's>one Tenth Of The Diameter	102.173	102.173	293.091	293.091
7616994000	Bobbins, Spools, Reels And Similar Supports For Textile Yarn	9.673	9.673	58.393	58.393
7616999010	Venetian Blinds	13.386	13.386	70.235	70.235
7616999090	Other Articles Of Aluminium	276.341	276.341	995.629	995.629
7801100000	Refined Lead	3.350.362	3.350.362	4.077.249	4.077.249
7801910000	Oth Unwrought Lead&containing By Wgt Antimony As The Principal Oth	1.702.983	1.702.983	2.218.818	2.218.818
7801999000	Oth Unwrought Lead&containing By Wgt	582.950	582.950	695.197	695.197
7804110000	Sheets, Strip And Foil Of A Thickness < 0,2 Mm	949	949	20.749	20.749
7804190010	Lead Embossed, Cut To Shape, Perfortd, Coated,printed, Backed, Reinforce	37.335	37.335	206.014	206.014
7804190090	Oth.lead Plates, Sheets, Strip And Foil, Lead	4.388	4.388	40.300	40.300
7804200000	Powders And Flakes	295	295	715	715
7806002000	Other Articles Of Lead,bars,rods, Profiles And Wire	1.280	1.280	61.021	61.021
7806003000	Other Articles Of Lead,tubes,pipes And Tube Or Pipe Fittings (for	2.029	2.029	18.942	18.942
7806009010	Lead Wool,washers,electro-plating Anodes	3.618	3.618	41.785	41.785
7806009090	Other Articles Of Lead	14.473	14.473	73.139	73.139
7901110000	Zinc Not Alloyed Containing By Weight 99.99% Or More Of Zinc	2.876.137	2.876.137	3.436.537	3.436.537
7901120000	Zinc Not Alloyed Containing By Weight < 99.99% Of Zinc	2.397.543	2.397.543	3.947.780	3.947.780
7901200000	Zinc Alloys	542.248	542.248	752.926	752.926
7902000000	Zinc Waste And Scrap.	3	3	44	44
7903100000	Zinc Dust	96.804	96.804	216.781	216.781
7903900000	Zinc Powders And Flakes	90.714	90.714	262.303	262.303
7904000010	Zinc Wire,bars,rods,not Surface Treated	37.202	37.202	57.116	57.116
7904000090	Zinc Profiles	13.403	13.403	8.519	8.519
7905001010	Zinc Plates, Sheets, Strip Not Surface Treated	93.544	93.544	183.118	183.118
7905001020	Zinc Plates, Sheets, Strip Surface Treated	15.652	15.652	18.142	18.142
7905002010	Zinc Foil Not Surface Treated	71.379	71.379	82.217	82.217
7907003000	Gutters, Roof Capping, Skylight Frames & Oth Fabricated Building Components	83.295	83.295	61.214	61.214
7907004000	Zinc Tubes, Pipes,tube, Pipe Fittings (cuoplings, Elbows, Sleeves)	213	213	308	308
7907009010	Electro-plating Anodes; Stencil Plates	60.927	60.927	138.284	138.284
7907009090	Oth Articles Of Zinc Oth Than Domestic	170.264	170.264	363.297	363.297
8001100000	Tin, Not Alloyed	14.521	14.521	81.746	81.746
8001200000	Tin Alloys	2.411	2.411	32.317	32.317
8002000000	Tin Waste And Scrap.	620	620	5.195	5.195
8003000000	Tin Bars, Rods, Profiles And Wire.	25.904	25.904	539.825	539.825
8007002000	Other Articles Of Tin, Sheets And Strip, Plates, Thickness > 0,2mm	65.730	65.730	115.485	115.485
8007009090	Other Articles Of Tin	116.863	116.863	101.106	101.106
8101100000	Tungsten (wolfram) Powders	7.559	7.559	62.112	62.112
8101960000	Tungsten Wire	206	206	17.549	17.549
8101990010	Tungsten Bar&rods,oth Than Those Obtaine Ply By Sintering,profiles, Sheet,	282	282	17.726	17.726
8101990090	Other Tungsten (wolfram)	323	323	39.957	39.957
8102100000	Molybdenum Powders	86	86	1.620	1.620
8102950000	Molybdenum Bar&rods,o.than Those Obt'd Simp. By Sintering,profiles,strip&foil	210	210	716	716
8102960000	Molybdenum Wire	173	173	14.662	14.662
8103200000	Unwrought Tantalum, Including Bars And Rods Obt'd Simp.by Sintering;	1.867	1.867	378.654	378.654
8104110000	Unwrought Magnesium Containing At Least 99.8 % By Weight Of Magnesium	21.828	21.828	61.192	61.192
8104190000	Other Unwrought Magnesium	681	681	2.015	2.015
8104900000	Other Magnesium	50	50	480	480
8105201000	Unwrought Cobalt	10.050	10.050	62.419	62.419
8105209000	Mattes Cobalt; Cobalt Powders	10	10	2.104	2.104
8105900000	Other Cobalt Mattes	60	60	15.291	15.291
8106009000	Other Bismut	40	40	1.324	1.324
8108900000	Other Titanium	36.748	36.748	160.011	160.011
8109900000	Other Zirconium	747	747	5.996	5.996
8201100000	Spades And Shovels	145	145	1.300	1.300
8201309000	Mattocks And Picks	171	171	4.552	4.552
8201500000	Secateurs & Similar One-handed Pruners And Shears (including Poultry	6.768	6.768	19.388	19.388
8202100000	Hand Saws	100.517	100.517	106.464	106.464
8202200000	Band Saw Blades	43.990	43.990	136.094	136.094
8202310000	Circular Saw Blades With Working Part Of Steel	7.777	7.777	24.993	24.993
8202390000	Other Circular Saw Blades, Including Parts	32.954	32.954	133.063	133.063
8202400000	Chain Saw Blades	31.349	31.349	40.826	40.826
8202910000	Straight Saw Blades For Working Metal	398	398	12.931	12.931
8202991000	Straight Saw Blades	216	216	4.747	4.747
8202999000	Other Saw Blades	88.082	88.082	227.400	227.400
8203100000	Files, Rasps And Similar Tools	32.482	32.482	52.693	52.693
8203200000	Pliers (including Cutting Pliers), Pincers, Tweezers And Similar Tools	209.872	209.872	301.843	301.843
8203300000	Metal Cutting Shears And Similar Tools	29.373	29.373	75.483	75.483
8203400000	Pipe-cutters, Bolt Croppers, Perforating Punches, And Similar Tools	85.627	85.627	320.235	320.235
8204110000	Hand Operated Spanners And Wrenches Non - Adjustable	133.684	133.684	292.851	292.851
8204120000	Hand Operated Spanners And Wrenches Adjustable	152.735	152.735	257.267	257.267
8204200000	Interchangeable Spanner Sockets, With Or Without Handles	79.538	79.538	198.256	198.256
8205100000	Drilling, Threading Or Tapping Tools	47.113	47.113	148.963	148.963
8205200000	Hammers And Sledge Hammers	264.413	264.413	370.678	370.678
8205300000	Planes, Chisels, Gouges And Similar Cutting	99.130	99.130	80.688	80.688
8205400000	Screwdrivers	59.150	59.150	130.980	130.980
8205511000	Flat Irons	2	2	30	30
8205519000	Other Household Tools	2.633	2.633	8.275	8.275
8205590000	Other Hand Tools , Oth Than Houselod Tools	98.639	98.639	340.206	340.206

I.3. IMPOR MENURUT KOMODITI / IMPORT BY HS COMMODITY

*** JANUARI / JANUARY 2009 ***

HS	Uraian Komoditi Commodity Description	Berat Bersih / Net Weight (Kg)		Nilai / Value C.I.F (US\$)	
		Bulan ini Current Month	Kumulatif Cum.Jan. to date	Bulan ini Current Month	Kumulatif Cum.Jan. to date
8205600000	Blow Lamps	3	3	69	69
8205700000	Vices, Clamps And The Like	130.109	130.109	564.164	564.164
8205800000	Anvils; Portable Forges; Hand-/pedal- Op'ted Grinding Wheels With	3.191	3.191	33.446	33.446
8205900000	Sets Of Articles Of Two Or More Of The Foregoing Subheadings	54.122	54.122	340.066	340.066
8206000000	Tools Of Two/more Of The Headings82.02 To82.05 Put Up In Sets For Retail	57.718	57.718	255.014	255.014
8207130000	Rock Drilling Or Earth Boring Tools With Working Part Of Cermet	14.775	14.775	125.464	125.464
8207190000	Other Rock Drilling Or Earth Boring Tools, Including Parts	203.391	203.391	5.413.054	5.413.054
8207200000	Dies For Drawing Or Extruding Metal	380.809	380.809	5.354.073	5.354.073
8207300000	Tools For Pressing, Stamping Or Punching	78.529	78.529	1.276.273	1.276.273
8207400000	Tools For Tapping Or Threading	11.339	11.339	258.812	258.812
8207500000	Tools For Drilling, Other Than For Rock Drilling	50.450	50.450	726.122	726.122
8207600000	Tools For Boring Or Broaching	2.169	2.169	169.916	169.916
8207700000	Tools For Milling	6.912	6.912	186.190	186.190
8207800000	Tools For Turning	15.264	15.264	338.647	338.647
8207900000	Other Interchangeable Tools	54.369	54.369	1.306.462	1.306.462
8208100000	Knives And Cutting Blades For Metal Working	11.258	11.258	300.463	300.463
8208200000	Knives And Cutting Blades For Wood Working	68.934	68.934	303.140	303.140
8208300000	Knives&cutting Blades F Kitchen App'es /for Mach. Used By The Food Industry	3.788	3.788	36.643	36.643
8208400000	Knives&cutting Blades For Agricultural , Horticultural Or Forestry Machines	44.111	44.111	104.714	104.714
8208900000	Other Knives And Cutting Blades	74.574	74.574	744.773	744.773
8209000000	Plates, Sticks, Tips And The Like For Tools,	9.584	9.584	319.663	319.663
8210000000	Hand-operated Mechanical Appliances, Weighing	47.005	47.005	63.868	63.868
8211100000	Knives With Cutting Blades,serrated Or Not And Sets Of Assorted Articles	951	951	10.713	10.713
8211910000	Table Knives Having Fixed Blades	20.028	20.028	85.674	85.674
8211925010	Knives ,fix Blades, Handle Of Base Metal For Agricultural, Horticultural/forestry	175	175	379	379
8211925090	Knives ,fix Blades,handle Oth Than Metal For Agricultural, Horticultural/forestry	107	107	1.816	1.816
8211929010	Flick Or Spring Knives; Hunting,diving And Scouts Knives,penknives;blades>15	277	277	12.180	12.180
8211929020	Other Knives Having Fixed Blades With Handle Of Base Metal	1.927	1.927	8.850	8.850
8211929090	Other Knives Having Fixed Blades With Handle Oth Than Base Metal	4.204	4.204	27.984	27.984
8211932010	Knives,oth Than Fixed Blades,with Handle Base Metal, For Agricultural, Forestry	1	1	774	774
8211932090	Knives,oth Than Fixed Blades,handle Oth Than Metal, For Agricultural, Forestry	7.771	7.771	15.000	15.000
8211939090	Knives Having Other Than Fixed Blades, With Handle Oth Than Base Metal	4.462	4.462	23.355	23.355
8211940000	Blades With Handle Of Base Metal	26.012	26.012	55.577	55.577
8211950000	Knives With Handles Of Base Metal	186	186	831	831
8212100000	Razors	8.788	8.788	47.052	47.052
8212201000	Safety Razor Blades With Double-edged Razor Blades	108.451	108.451	1.607.145	1.607.145
8212209000	Other Razors And Razor Blades	48.546	48.546	102.522	102.522
8212900000	Other Parts Of Razors And Razor Blade	223	223	597	597
8213000000	Scissors, Tailors' Shears And Similar Shears,	76.269	76.269	105.395	105.395
8214100000	Ppr Knives,ltr Openers,erasing Knives ,pencil Sharpeners And Blades Therefor	75.606	75.606	183.401	183.401
8214200000	Manicure Or Pedicure Sets And Instruments	14.819	14.819	31.063	31.063
8214900000	Other Articles Of Cutlery	51.729	51.729	68.552	68.552
8215100000	Spoons,forks,ladles,skimmer,cake Serv. &fish Knives Sets Of Assorted Articles	12.807	12.807	52.717	52.717
8215200000	Similar Kitchen And Tableware, Other Sets Of Assorted Articles	51.439	51.439	87.035	87.035
8215900000	Other Similar Kitchen And Tableware	216.385	216.385	374.151	374.151
8301100000	Padlocks	250.722	250.722	342.421	342.421
8301200000	Locks Of A Kind Used F Motor Vehicles	95.573	95.573	1.022.501	1.022.501
8301300000	Locks Of A Kind Used For Furniture	235.688	235.688	228.570	228.570
8301400000	Other Locks	605.323	605.323	1.073.001	1.073.001
8301500000	Clasps And Frames With Clasps, Incorporating Locks	4.752	4.752	39.408	39.408
8301600000	Parts Of Padlocks And Lock	187.741	187.741	1.170.269	1.170.269
8301700000	Keys Presented Separately	23.172	23.172	38.207	38.207
8302100000	Hinges	834.769	834.769	939.078	939.078
8302200000	Castors	244.096	244.096	259.146	259.146
8302300000	Oth Mountings, Fittings And Similar Articles Suitable For Motor Vehicles	211.566	211.566	1.462.307	1.462.307
8302413010	Hasps ; Suitable For Building Suitable For Building	170.198	170.198	117.939	117.939
8302413090	Bolts, Hooks, Eyes And Staples Suitable For Building	88.975	88.975	73.728	73.728
8302419000	Other Mounting Suitable For Building	563.510	563.510	624.797	624.797
8302421000	Bolts And Hasps Suitable For Furniture	10.406	10.406	8.996	8.996
8302429000	Other Mounting ; Suitable For Furniture	964.428	964.428	1.851.876	1.851.876
8302491000	Mounting Of A Kind Suitable For Saddlery	23.165	23.165	49.712	49.712
8302499000	Other Mounting ; Oth Than Of A Kind Suitable For Saddlery	225.082	225.082	348.831	348.831
8302500000	Hat-racks,hat-pegs, Brackets And Similar Fixtures	45.580	45.580	111.019	111.019
8302600000	Automatic Door Closers	45.956	45.956	89.308	89.308
8303000000	Armoured/reinforced Safes,strong-boxes And Doors And Safe Deposit Lockers	85.744	85.744	176.938	176.938
8304001000	Filing Cabinets Or Card-index Cabinets	27.878	27.878	43.309	43.309
8304002000	Office Or Desk Equipment Of Copper Or Of Lead	181	181	859	859
8304009000	Other Similar Office Or Desk Equipment	140.361	140.361	958.761	958.761
8305101000	Fittings For Double Loop Wire Binders Double Loop Wire Binders	17.499	17.499	23.360	23.360
8305109000	Fittings For Loose-leaf Binders Or Files Oth Than Double Loop Wire Binders	86.436	86.436	110.912	110.912
8305200000	Staples In Strips	99.806	99.806	104.324	104.324
8305900000	Letter Coners, Paper Clips, Indexingtags Office Articles	190.402	190.402	367.641	367.641
8306101000	Bells For Cycles	2.223	2.223	11.554	11.554
8306102000	Bells, Gongs And The Like, Of Copper	182	182	2.134	2.134
8306109000	Bells, Gongs And The Like, Oth Than Of Copper	2.152	2.152	4.549	4.549
8306210000	Statuetes And Other Ornamen Plated With Precious Metal	10	10	67	67
8306299000	Statuetes And Other Ornamen, Of Oth Than Copper Or Lead	8.828	8.828	57.999	57.999
8306309000	Photograph, Picture Or Similar Frames; Mirrors : Of Oth Than Copper	90.664	90.664	172.537	172.537

I.3. IMPOR MENURUT KOMODITI / IMPORT BY HS COMMODITY
***** JANUARI / JANUARY 2009 *****

HS	Uraian Komoditi Commodity Description	Berat Bersih / Net Weight (Kg)		Nilai / Value C.I.F (US\$)	
		Bulan ini Current Month	Kumulatif Cum.Jan. to date	Bulan ini Current Month	Kumulatif Cum.Jan. to date
8307100000	Flexible Tubing Of Base Metal, With Or Without Fitting Of Iron Or Steel	41.301	41.301	267.849	267.849
8307900000	Flexible Tubing Of Base Metal, With Or Without Fitting Of Other Base Metal	6.850	6.850	41.391	41.391
8308100000	Hooks,eyes&eyelet O Base Metal Of A K. Used F	232.674	232.674	1.730.867	1.730.867
8308200000	Tubular/bifurcated Rivets Of Bs Metal Of A Kind Used For Clothing,footwear	13.446	13.446	79.481	79.481
8308901000	Beads Of Base Metal	42.771	42.771	157.794	157.794
8308902000	Spangles Of Base Metal	1.038	1.038	8.894	8.894
8308909000	Other Clups And Parts	225.144	225.144	899.585	899.585
8309100000	Crown Corks Of Packing Accessories Of Base Metal	20.056	20.056	72.902	72.902
8309901000	Capsules For Bottles Of Base Metal	6.256	6.256	101.083	101.083
8309902000	Top Ends Of Alum. Cans Of Base Metal	212.729	212.729	1.269.562	1.269.562
8309903000	Other Caps For Cans Of Base Metal	183.746	183.746	384.307	384.307
8309904000	Bungs For Metal Drums; Bung Covers; Seals;case Corner Protectors	8.400	8.400	42.825	42.825
8309905000	Oth Packing Accessories, Of Aluminium	59.179	59.179	592.645	592.645
8309909000	Oth Packing Accessories, Of Base Metal	47.169	47.169	457.865	457.865
8310000000	Sign , Name, Address And Similar Plates, Numbers, And Oth Symbols, Of Base	11.152	11.152	158.636	158.636
8311101000	Coated Electrodes Of Base Metal, For Electric Arc-welding : In Rolls	556.308	556.308	607.512	607.512
8311109000	Coated Electrodes Of Base Metal,for Elec Tric Arc-welding, In Oth Than Rolls	1.499.712	1.499.712	2.874.218	2.874.218
8311201000	Cored Wire Of Base Metal, For Electric Arc-welding : In Rolls	344.137	344.137	562.273	562.273
8311209000	Cored Wire Of Base Metal, For Electric Arc-welding : In Oth Than Rolls	256.530	256.530	435.734	435.734
8311301000	Coated Rods &core Wire Of Base Metal For Sold,braz/welding By Flame In Roll	146.619	146.619	384.954	384.954
8311309000	Coated Rods & Core Wire, Base Metal,for Sold,braz/weld By Flame In Oth Than	188.921	188.921	828.337	828.337
8311900000	Wire And Rods, Of Agglomerated Base Metal Powder, Used For Metal	276.674	276.674	511.368	511.368
8401100000	Nuclear Reactors	7	7	6.660	6.660
8401300000	Fuel Elements (cartridges),	20	20	15.429	15.429
8402121100	Watertube Boilers Elect. With A Steam 15 Tons <= Steam Prod.< 45tons/hours	421.724	421.724	1.031.530	1.031.530
8402121900	Watertube Boilers Electric With A Steam Prod < 15 Tons /hours	27.324	27.324	145.430	145.430
8402122900	Watertube Boilers Not Electric With A 15 Tons <= Steam Prod.< 45tons/hours	282.515	282.515	551.524	551.524
8402191100	Electric Boilers With A Steam Prod.< 15 Tons/hours	105.000	105.000	108.540	108.540
8402192900	Oth Not-elect Generating Boilers,incl Hybrid Boilers, Steam Prod<=15 Ton/hours	141.270	141.270	342.379	342.379
8402901000	Boiler Bodies Or Shells Generating Boilers	45.916	45.916	444.302	444.302
8402909000	Other Parts Of Steam Or Other Vapour Generating Boilers	1.289.077	1.289.077	8.757.405	8.757.405
8403100000	Boilers Of Central Heating Boilers Other Than Those Of Heading 84.02.	83.571	83.571	87.847	87.847
8403901000	Boiler Bodies Or Shells Central Heating Boilers Oth Than Those Of Heading	193	193	4.754	4.754
8403909000	Other Part Of Central Heating Boilers Oth Than Those Of Heading 84.02.	87.874	87.874	7.703.770	7.703.770
8404101010	Soot Remover For Use With Boilers Of Heading 84.02	18.997	18.997	161.161	161.161
8404101090	Oth Auxilliary Plant For Use With Boilers Of Heading 84.02	12.928.584	12.928.584	44.537.918	44.537.918
8404102000	Oth Auxilliary Plant For Use With Boilers Of Heading 84.03	129.763	129.763	1.248.715	1.248.715
8404200000	Condensers For Steam Or Other Vapour Power Units	334.335	334.335	1.819.655	1.819.655
8404901900	Oth Than Boiler Bodies Or Shells Of Goods Of Subheading 8404.10.10 :	52.153	52.153	202.806	202.806
8404909000	Other Parts Of Auxilliary Machinery For Use With Boilers	1.160.456	1.160.456	8.451.911	8.451.911
8405100000	Producer Gas/water Gas Generators,with Or Without Purifiers; Acetylene Gas	218.782	218.782	2.852.278	2.852.278
8405900000	Parts Of Producer Gas Or Water Generators	7.807	7.807	468.775	468.775
8406100000	Turbines For Marine Propulsion	10.051	10.051	63.353	63.353
8406810000	Turbines Oth Than Marine Propulsion Of An Output Exceeding 40 Mw	1.909.436	1.909.436	11.068.516	11.068.516
8406820000	Turbines Oth Than Marine Propulsion Of An Output Not Exceeding 40 Mw	70.315	70.315	933.359	933.359
8406900000	Parts Of Steam Turbines And Parts	2.161.733	2.161.733	20.597.666	20.597.666
8407100000	Spark-ignition Rcprctg Piston Engines For Aircraft	3.695	3.695	802.761	802.761
8407210000	Outboard Motors, Marine Propulsion Engines	36.557	36.557	935.543	935.543
8407291000	Spark-ignition Rcprctg Piston Engrn For Oth Marine Prop Egn, Output =<	47.125	47.125	117.505	117.505
8407299000	Spark-ignition Rcprctg Piston Engrn For Oth Marine Prop Egn, Output >750kw	597	597	4.898	4.898
8407320000	Reciprocating Piston Engine Of Vichile Of Chapter 87 ,50cc< Capacity <=250	277.068	277.068	3.308.519	3.308.519
8407341000	Piston EGINE For Pedestrian Controlled Tractors, Cylinder Capacity <= 1,100 Cc	5.290	5.290	113.032	113.032
8407343000	Spark Ignition Rcprctg Piston Engrn Of A Cyl.capa Exc.1000 Cc For Vhc.of Hd	7.120	7.120	161.881	161.881
8407349000	Piston Engrn Of A Capacity Exc. 1000 Cc Oth.for Tractors,vhc.of Hd 87.11.	657.487	657.487	4.734.626	4.734.626
8407901000	Oth Spark-ignition Recipro Pist Engine Of A Power Not Exeeding 18.65 Kw	214.090	214.090	1.013.630	1.013.630
8407909000	Oth Spark-ignition Recipro Pist Engine Of A Power > 22.38kw (30hp)	1.067	1.067	1.420	1.420
8408104000	Comprss-igntn Piston Eng.for Marine Propulsion Of A Power Not Exceed 750	378.893	378.893	975.552	975.552
8408109000	Comprss-igntn Piston Eng.for Marine Propulsion Of A Power Exceeding 750 Kw	302.290	302.290	6.226.459	6.226.459
8408201100	Comprss-igntn Piston Engines For Vhcls 8701.10, Output <= 60 Kw	10.899	10.899	114.179	114.179
8408201200	Comprss-igntn Piston Eng Oth For Vhcls 8701.10, Output <= 60kw,full Ass	97.813	97.813	101.817	101.817
8408201900	Comprss-igntn Piston Engines For Vhcls Oth 87.not Fully Assemble,output <	383.765	383.765	5.398.885	5.398.885
8408209200	Comprss-igntn Piston Eng Oth For Vhcls 8701.10,oth.output <= 60kw,full Ass	447.366	447.366	6.255.168	6.255.168
8408209900	Comprss-igntn Pist Engines Oth For Vhcl 8701.10,oth.output <= 60kw,not Fully	10.951	10.951	169.019	169.019
8408901010	Comprss-igntn Piston Engrn For Earth Move Mach. Of An Output Not Exc. 18,65	6.500	6.500	219.615	219.615
8408901090	Compr-ign Piston Engrn Oth For Earth Move Mach,railway Loc.output Not	91.331	91.331	628.051	628.051
8408905010	Comprss-igntn Piston Engrn For Earth Move Mach. Of An Output Exc. 100 Kw	48.508	48.508	1.376.660	1.376.660
8408905090	Compr-ign Piston Engrn Oth.for Earth Move Mach,railway Loc. An Output Exc.	240.903	240.903	2.207.666	2.207.666
8408909100	Compr-ign Piston Eng For Earth Move Mach Oth.an Output>100kw, And	2.928	2.928	86.204	86.204
8408909900	Comp.ign.piston Eng.oth,earth Move Mach Rail Loc. Oth Output	114.845	114.845	797.204	797.204
8409100000	Parts Suitable For Aircraft Engines	1.890	1.890	37.376	37.376
8409111000	Carburettors & Parts Thereof For Earth Moving Machinery, Spark-ignition	30.421	30.421	874.779	874.779
8409111200	Cylinder Blocksfor Earth Mov Machinery, Spark-ignition	1.200	1.200	10.576	10.576
8409111300	Cylinder Linersfor Earth Mov Machinery, Spark-ignition	19.748	19.748	62.172	62.172
8409111400	Heads And Head Coverfor Earth Machinery, Spark-ignition	3.440	3.440	89.040	89.040
8409111500	Pistons For Earth Mov Machinery, Spark-ignition	9.756	9.756	43.128	43.128
8409111600	Piston Rings,gudgeon Pinsfor Earth Move Machinery, Spark-ignition	10.115	10.115	597.494	597.494
8409111900	Oth Parts Suitable For Earth Moving Machinery, Spark-ignition	21.987	21.987	564.464	564.464
8409121000	Carburettors&part Thereof For Vhcles Of 87.01, Power =< 22.38 Kw, Spark-	8.627	8.627	126.312	126.312

I.3. IMPOR MENURUT KOMODITI / IMPORT BY HS COMMODITY

*** JANUARI / JANUARY 2009 ***

HS	Uraian Komoditi Commodity Description	Berat Bersih / Net Weight (Kg)		Nilai / Value C.I.F (US\$)	
		Bulan ini Current Month	Kumulatif Cum.Jan. to date	Bulan ini Current Month	Kumulatif Cum.Jan. to date
8409912200	Cylinder Blocks For Vehicle Of Head 87.01 Power =< 22.38 Kw, Spark-ign	425	425	15.628	15.628
8409912300	Cylinder Liners For Vehicle Of Head 87.01 Power =< 22.38 Kw, Spark-ign	28	28	42	42
8409912400	Heads And Head Cover For Vhcls Of 87.01 Power =< 22.38 Kw, Spark-ign	63	63	132	132
8409912500	Pistons For Vehicles Of 87.01, Power =< 22.38 Kw, Spark-ign	3.535	3.535	103.389	103.389
8409912600	Piston Rings & Gudgeon Pins For Vhcls Of 87.01,power =< 22.38 Kw, Spark-ign	350	350	800	800
8409912900	Oths Parts Suitable For Vehicles 8701, Power =< 22.38 Kw, Spark-ignition	10.439	10.439	70.554	70.554
8409914100	Carburettors And Parts Thereof For Vehicles 87.11, Spark-ignition	376.331	376.331	8.843.202	8.843.202
8409914200	Cylinder Blocks, Crank Cases For Vhcls 87.11,spark-ignitio	382.966	382.966	3.387.635	3.387.635
8409914300	Cylinder Liners For Vehicles 87.11,spark-ignition	453	453	7.998	7.998
8409914400	Heads And Head Cover For Vehicles 87.11,spark-ignition	367.484	367.484	8.795.467	8.795.467
8409914500	Pistons For Vehicles 87.11,spark-ignitio	29.606	29.606	237.049	237.049
8409914600	Piston Rings And Gudgeon Pins For For Vehicles 87.11,spark-ignition	18.050	18.050	393.224	393.224
8409914900	Oth Parts Suitable For Vehicles Heading 87.11, Spark-ignition	184.508	184.508	3.881.433	3.881.433
8409915100	Caburettors And Parts Thereof For Oth Vehicles Of Chapter 87, Spark-ignition	56.876	56.876	787.195	787.195
8409915200	Cylinder Blocks, Crank Cases For Oth Vehicles Of Chapter 87, Spark-ignition	364.727	364.727	4.617.521	4.617.521
8409915300	Cylinder Liners For Oth Vehicles Of Chapter 87, Spark-ignition	31.821	31.821	51.375	51.375
8409915400	Heads And Head Cover For Oth Vehicles Of Chapter 87, Spark-ignition	60.252	60.252	629.152	629.152
8409915500	Pistons For Oth Vehicles Of Chapter 87, Spark-ignition	63.805	63.805	605.739	605.739
8409915600	Piston Rings And Gudgeon Pins For Oth Vehicles Of Chapter 87, Spark-ignition	94.953	94.953	707.858	707.858
8409915900	Oth Parts Suitable For Vehicles For Oth Vehicles 87, Spark-ignition	271.445	271.445	4.647.805	4.647.805
8409916100	Cyl.block,crank Case,marine Propul Eng, Power<= 22.38kw For Vssl Of 89	1.813	1.813	1.034	1.034
8409916200	Piston For Marine Propuls Eng, Power<= 22.38 Kw For Vssls Of 89, Spark-ign	59	59	264	264
8409916300	Oth.for Vssls Chapt.89,marine Propl Eng Of A Power <= 22.38 Kw, Spark-	12.333	12.333	31.434	31.434
8409916400	Cyl.block,crank Cases,marine Propls Eng Power>22.38kw For Chapter	1.792	1.792	6.621	6.621
8409916500	Pistons For Marine Propuls Eng.of Power> 22.38 Kw For Vssls Of 89,spark-ign	969	969	14.036	14.036
8409916600	Oth.for Chapt.89 For Marine Propuls Eng, Of A Power>22.38 Kw, Spark-ignition	3.965	3.965	59.909	59.909
8409917100	Carburettors & Parts Thereof For Oth Engines, Spark-ignition	348	348	3.537	3.537
8409917200	Cylinder Block For Oth Eng,spark-ign	132	132	3.045	3.045
8409917300	Cylinder Liner For Oth Eng,spark-ign	1.492	1.492	11.908	11.908
8409917400	Heads And Head Cover For Oth Engines, Spark-ignition	13.781	13.781	35.688	35.688
8409917500	Pistons For Oth Engines,spark-ignition	16.118	16.118	913.566	913.566
8409917600	Piston Rings And Gudgeon Pins For Oth Engines, Spark-ignition	161	161	8.168	8.168
8409917900	Oth Parts For Oth Engines, Spark-ignition	214.874	214.874	1.928.080	1.928.080
8409991100	Carburettors & Parts Thereof For Earth Moving Machinery, Comp-ignition	2.407	2.407	87.178	87.178
8409991200	Cylinder Blocks For Earth Moving Mach, Comp-ignition	16.281	16.281	82.128	82.128
8409991300	Cylinder Liners For Earth Moving Mach, Comp-ignition	1.023	1.023	1.624	1.624
8409991400	Heads And Head Cover For Earth Moving Machinery, Comp-ignition	12.863	12.863	169.330	169.330
8409991500	Pistons For Earth Moving Machinery, Comp-ignition	7.925	7.925	66.583	66.583
8409991600	Piston Ring & Gudgeon Pin For Earth Move Machinery, Comp-ignition	4.474	4.474	35.098	35.098
8409991900	Oth Parts Suitable For Earth Moving Machinery, Comp-ignition	54.265	54.265	586.555	586.555
8409992300	Cylndr Liners For Vehicles Of 87.01 Comp-ignition	5.034	5.034	20.640	20.640
8409992400	Heads And Head Cover For Vhcls Of 87.01 Comp-ignition	11	11	376	376
8409992500	Pistons For Vehicles Of 87.01, Comp-ignition	165	165	675	675
8409992600	Piston Ring&gudgeon Pin For Vhcls Of 87.01 Comp-ignition	69	69	1.869	1.869
8409992900	Oths Parts Suitable For Vhcls 87.01, Comp-ignition	225	225	7.264	7.264
8409994100	Caburettors And Parts Thereof For Oth Vehicles Of Chapter 87, Comp-ignition	97.336	97.336	1.087.932	1.087.932
8409994200	Cylinder Blocks For Oth Vhcls Of Chapt 87, Comp-ignition	123.435	123.435	1.493.259	1.493.259
8409994300	Cylinder Liners For Oth Vehicles Of Chapter 87,comp-ignition	34.709	34.709	150.706	150.706
8409994400	Heads And Head Cover For Vehicles Of Chapter 87,comp-ignition	52.127	52.127	725.751	725.751
8409994500	Pistons For Oth Vehicles Of Chapter 87,comp-ignition	28.048	28.048	206.867	206.867
8409994600	Pistons Ring & Gudgeon Pins For Vhcls Of Chapter 87, Comp-ignition	21.301	21.301	184.475	184.475
8409994900	Oth Parts Suitable For Vehicles For Oth Vehicles 87, Comp-ignition	325.351	325.351	3.962.457	3.962.457
8409995200	Piston For Marine Propul Eng Of Power<= 22.38 Kw For Vssls Of 89,comp-	923	923	2.520	2.520
8409995300	Oth.for Vssls Chapt.89,marine Propul Eng Of A Power<= 22.38 Kw, Comp-	8.075	8.075	18.852	18.852
8409995400	Cyl.block,crank Cases,marine Propuls Eng Of Power>22.38kw For Vssl 89,	248	248	742	742
8409995500	Pistons For Marine Propuls Eng.of Power > 22.38 Kw For Vssls Of 89,comp-ign	618	618	1.878	1.878
8409995600	Oth.for Vssls,chap89,marine Propuls Eng Of A Power>22.38 Kw, Comp-ignition	4.275	4.275	90.267	90.267
8409996100	Carburettors & Parts Thereof For Oth Engines, Comp-ignition	1.993	1.993	10.682	10.682
8409996200	Cylinder Blocks For Oth Engines, Comp-ignition	13.712	13.712	484.493	484.493
8409996300	Cylinder Liners For Oth Engines, Comp-ignition	41.234	41.234	252.167	252.167
8409996400	Heads And Head Cover For Oth Engines, Comp-ignition	13.833	13.833	335.989	335.989
8409996500	Pistons For Oth Engines, Comp-ignition	22.904	22.904	584.710	584.710
8409996600	Piston Rings And Gudgeon Pins For Oth Engines, Comp-ignition	3.084	3.084	38.479	38.479
8409996900	Oth Parts For Oth Engines, Comp-ignition	360.660	360.660	4.249.962	4.249.962
8410110000	Hydraulic Turbine&water Wheels Of Power <= 1,000 Kw	14.600	14.600	51.113	51.113
8410130000	Hydraulic Turbines And Water Wheels Of A Power Exceeding 10,000 Kw	15.963	15.963	1.575.185	1.575.185
8410900000	Parts Hydraulic Turbines, Water Wheels, Including Regulators	543.302	543.302	3.160.886	3.160.886
8411110000	Turbo-jets Of A Thrust Not Exceed 25 Kn	9.459	9.459	6.876.212	6.876.212
8411120000	Turbo-jets Of A Thrust Exceeding 25 Kn	25.757	25.757	10.154.936	10.154.936
8411210000	Turbo-propellers Of A Power Not Exceed 1,100 Kw	7.650	7.650	7.630.881	7.630.881
8411220000	Turbo-propellers Of A Power Exceeding 1,100 Kw	13	13	788	788
8411810000	Oth Gas Turbines Of A Power Not Exceed 5,000 Kw	71.640	71.640	553.831	553.831
8411820000	Oth Gas Turbines Of A Power Exceeding 5,000 Kw	11.132	11.132	1.355.812	1.355.812
8411910000	Parts Of Turbo-jets/turbo-propellers	5.010	5.010	1.924.425	1.924.425
8411990000	Oth Parts Of Gas Turbines	510.467	510.467	18.454.088	18.454.088
8412100000	Reaction Engines Oth Than Turbo-jets	63	63	3.532	3.532
8412210000	Hydraulic Power Engines And Motors With Linear Acting (cylinders)	75.961	75.961	858.268	858.268
8412290000	Oth Hydraulic Power Engines And Motors	309.284	309.284	2.517.912	2.517.912

I.3. IMPOR MENURUT KOMODITI / IMPORT BY HS COMMODITY

*** JANUARI / JANUARY 2009 ***

H S	Uraian Komoditi Commodity Description	Berat Bersih / Net Weight (Kg)		Nilai / Value C.I.F (US\$)	
		Bulan ini Current Month	Kumulatif Cum.Jan. to date	Bulan ini Current Month	Kumulatif Cum.Jan. to date
8412310000	Linear Act (cylinders), For Pneumatic Power Engines And Motors	2.886	2.886	157.299	157.299
8412390000	Oth Linear Acting (cylinders) For Pneumatic Power Engines And Motors	5.619	5.619	133.035	133.035
8412800000	Oth Engines And Motors	114.071	114.071	2.971.756	2.971.756
8412901000	Parts Of Reaction Engines Of Subhead 8412.10.00	2.541	2.541	43.633	43.633
8412909000	Oth Parts Of Power Engines & Motors	63.072	63.072	852.387	852.387
8413110000	Pump Fitted/design To A Measu Device For Dispnsng Fuel/lubric,used In Fill	45.350	45.350	809.282	809.282
8413191000	Pumps Fitted/designed To A Measuring Device Electrically Operated	99.558	99.558	1.202.812	1.202.812
8413192000	Pumps Fitted/designed To A Measuring Device And Not Electrically Operated	2.026	2.026	51.208	51.208
8413201000	Water Pump For Hand Pump,oth Than Those Of Subheading 8413.11or	21.725	21.725	148.115	148.115
8413209000	Oth Hand Pumps, Oth Than Those Of Subheading 8413.11or 8413.19	102.845	102.845	224.095	224.095
8413301100	Fuel,lubric.,cool Medium Pump,earth Move Mach/motor Vhcle, Recipro/rotary	71.685	71.685	929.489	929.489
8413301900	Fuel,lubric.,cool Medium Pump,earth Move Mach/motor Vhcl,not Recipro/rotary	608.077	608.077	9.254.036	9.254.036
8413309100	Oth Fuel,lubric,cool Medium Pumps,inter Combust Piston Eng Recipro/rotary	23.897	23.897	599.650	599.650
8413309900	Oth Fuel,lubric,cool Medium Pumps,inter Combust Piston Eng Oth	62.263	62.263	880.101	880.101
8413401000	Concrete Pumps, Electrically Operated	9.795	9.795	72.287	72.287
8413402000	Concrete Pumps, Not Electric Operated	5.096	5.096	1.498	1.498
8413501000	Oth Reciprocating Positive Displacement Pumps, Electric Operated	12.096	12.096	350.495	350.495
8413502000	Oth Reciprocating Positive Displacement Pumps,not Electric Operated	67.185	67.185	535.519	535.519
8413601000	Oth Rotary Positive Displacement Pumps , Electrically Operated	52.673	52.673	272.307	272.307
8413602000	Oth Rotary Positive Displacement Pumps , Not Electrically Operated	1.816	1.816	87.869	87.869
8413701000	Single Stage,water Pump For Belt Driver Or Direct Coupling	311.905	311.905	1.620.148	1.620.148
8413702200	Impulse-turbo Water Pumps Of < 100 W &electrically Operated For Household	9.930	9.930	50.988	50.988
8413702900	Impulse-turbo Water Pumps Of A Capacity> 100w Electric Operated For	1.014.140	1.014.140	4.764.225	4.764.225
8413703000	Oth Centrifugal Pumps Not Electrically Operated	25.630	25.630	47.876	47.876
8413811000	Oth Pumps, Electrically Operated	845.222	845.222	4.644.726	4.644.726
8413812000	Oth Pumps, Not Electrically Operated	625.316	625.316	8.995.746	8.995.746
8413821000	Liquid Elevators, Electrically Operated	261.351	261.351	1.942.222	1.942.222
8413822000	Liquid Elevators,not Electric Operated	16.455	16.455	365.864	365.864
8413911000	Parts Of Pumps Of Subheading 8413.20.10	10.633	10.633	285.975	285.975
8413912000	Parts Of Pumps Of Subheading 8413.20.90	71	71	3.140	3.140
8413913000	Parts Of Pumps Of Subheading 8413.70.10	126.582	126.582	2.453.926	2.453.926
8413914000	Parts Of Pumps Of Oth Centrifugal Pumps	117.470	117.470	1.611.747	1.611.747
8413915000	Parts Of Oth Pumps,electric Operated	1.050.040	1.050.040	4.894.259	4.894.259
8413919000	Parts Of Oth Pumps,not Electric Operated	125.337	125.337	2.458.193	2.458.193
8413921000	Part Of Liquid Elevator,electric Operate	434.338	434.338	537.241	537.241
8413922000	Part Of Liquid Elevators, Non Electrically Operated	1.096	1.096	7.088	7.088
8414101000	Electrically Operated, Vacuum Pumps	162.859	162.859	939.269	939.269
8414102000	Not Electrically Operated, Vacuum Pumps	4.349	4.349	52.029	52.029
8414201000	Bicycle Pump,hand/foot Operated Air Pump	21.540	21.540	14.778	14.778
8414209000	Oth Than Bicycle Pump,hand/foot Operated Air Pumps	29.822	29.822	94.018	94.018
8414301000	Compressor, Capacity>21kw/hour Having Displace/revolution >220cc	318.291	318.291	1.253.351	1.253.351
8414309000	Compress,oth.capacity>21kw/hour ,have Displace/revolution > 220cc	1.543.314	1.543.314	7.065.116	7.065.116
8414400000	Air Compressors Mounted On A Wheeled Chasis For Towing	192.533	192.533	1.341.384	1.341.384
8414511000	Table Fans & Box Fan With A Self Cont Electric Motor Of An Output <= 125 W	543	543	17.330	17.330
8414519000	Oth Than Table Fan Box Fan With Self Cont Electric Motor Of An Output <= 125	97.553	97.553	399.422	399.422
8414591000	Oth Fans Of A Capacity <= 125 Kw	14.172	14.172	158.886	158.886
8414599000	Oth Fans Oth Of A Capacity <= 125 Kw	30.074	30.074	245.598	245.598
8414601000	Hoods Having A Max Horizontal Side Not Exceeding 120 Cm, Fitted With A	9.209	9.209	52.294	52.294
8414609000	Hoods Having A Max Horizontal Side Not Exceed 120 Cm,not Fitted With A	670.245	670.245	1.360.703	1.360.703
8414801100	Hoods Having A Maximum Horizontal Side Exceeding 120 Cm, Fitted With Filter	335.610	335.610	278.692	278.692
8414801200	Hoods Having A Maximum Horizontal Side >120cm,not Fitt With Filter For Ind	7.070	7.070	49.965	49.965
8414801900	Hoods Have A Max Horizontal Side>120cm Not Fitt With Filt Oth Than For Ind	7.271	7.271	36.208	36.208
8414803000	Free Piston Generators For Gas Turbines	5.034	5.034	161.009	161.009
8414804100	Gas Compr Modul For Use In Oil Drill Oth Than Those Of Subhd 841430 And	299.948	299.948	12.229.039	12.229.039
8414804200	Oth Than Gas Compres,capacity>21kw/hour Displace/revolution > 220cc	34.782	34.782	378.479	378.479
8414804900	Oth Than Gas Compres,oth Capa>21kw/hour Have A Displace/revolution > 220	179.159	179.159	3.218.535	3.218.535
8414805100	Electrically Operated, Air Pumps	26.978	26.978	336.114	336.114
8414805900	Not Electrically Operated, Air Pumps	7.973	7.973	149.120	149.120
8414809110	Electrically Operated,blowers & The Like	126.933	126.933	918.056	918.056
8414809190	Electrically Operated, Oth Than Blowers & The Like	95.551	95.551	1.323.418	1.323.418
8414809900	Oth Air Pumps, Not Electrically Operated	13.907	13.907	6.605	6.605
8414901100	Parts Of Pumps/compressors,of Electric Operated Equipment	221.505	221.505	2.401.454	2.401.454
8414901200	Parts Of Electric Operated Equipment Of Sub Headings 8414.60/8414.80	97.806	97.806	1.477.412	1.477.412
8414901900	Oth Parts Of Electrically Operated Equipment	470.721	470.721	1.370.372	1.370.372
8414909100	Parts Of Non Electric Operated Equip Of Subheading 8414.10,	10.903	10.903	190.256	190.256
8414909900	Oth Parts Of Non Electrically Operated Equipment	176.882	176.882	1.193.655	1.193.655
8415100000	Air Conditioning Mach,windows/wall Types Self-contained/split System'	1.868.331	1.868.331	15.051.387	15.051.387
8415811100	Inc.refri,reverse Heat Pump,used In Aircraft Of An Output <= 21.10 Kw	19.616	19.616	48.774	48.774
8415811900	Inc.refri,reverse Heat Pump,used In Air Craft Oth.of Output >21,10kw/not	7.379	7.379	10.429	10.429
8415819900	Refri.revrs Heat Pump,oth.used Airoraf	10.602	10.602	105.678	105.678
8415821900	Oth,incorporat.a Refri Unit Of Used Air Craft	3	3	40	40
8415822000	Oth,incorporating.a Refrigerating Unit Of A Kind Used In Railway Rolling Stock	9	9	139	139
8415823000	Oth,incorporat.a Refri Unit Of A Kind Used In Road Vhcle Oth.those	15	15	640	640
8415829000	Oth,incorporat.refri Unit Oth.of A Kind Used In Aircraft,railway,road Vehicles	169.549	169.549	1.146.258	1.146.258
8415833000	Not Incorporat.a Refri Unit Of A Kind Used In Road Vhcl Oth.those	13	13	763	763
8415839000	Not Incomp A Refri Unit Oth.of A Kind Used In Aircraft,railway,road Vehicles	143.976	143.976	996.315	996.315
8415901200	Chassis/cabinet,welded&ainted,parts Of Machines Of An Output <= 21.10 Kw	67.080	67.080	91.629	91.629
8415901900	Oth Chassis/cabinet,welded&ainted,part Of Machines Of An Output<= 21.10	218.581	218.581	866.757	866.757

I.3. IMPOR MENURUT KOMODITI / IMPORT BY HS COMMODITY
***** JANUARI / JANUARY 2009 *****

HS	Uraian Komoditi Commodity Description	Berat Bersih / Net Weight (Kg)		Nilai / Value C.I.F (US\$)	
		Bulan ini Current Month	Kumulatif Cum.Jan. to date	Bulan ini Current Month	Kumulatif Cum.Jan. to date
8415902200	Oth Chassis/cabnt,welded&paint,part Of Mach.of Output>21.10	5.408	5.408	66.984	66.984
8415902300	Chass/cabinet,welded&paint,part Of Mach Of Output>21.10 Kw,oth	1	1	24	24
8415902900	Oth.chass/cab,welded&paint,part Of Mach Of Output>21.10kw,oth	11.699	11.699	37.766	37.766
8415903190	Cab,weld/paint,part Of Mach Output 26.38 -52.75kw,airflow>67.96,oth Use	241	241	11.282	11.282
8415903200	Oth Cabinet,weld/paint,part Of Mach Of Output 26.38-52.75kw,air Flow>67.96	564	564	8.955	8.955
8415903900	Oth Cab,weld/paint,part Mach Of Output 26.38-52.75kw,airflow>67.96,use	325	325	1.461	1.461
8415904110	Chas/cab,weld/paint,part Mach A Output >52.75kw,air Flow>67.96,use	73	73	120	120
8415904200	Oth Chas/cab,weld/paint,part Of Mach Of Output > 52.75kw,air Flow>67.96	50.561	50.561	907.287	907.287
8415904390	Chas/cab,weld/paint,part Mach A Output >52,75kw,oth Airflow>67.96,use Air/rail	51.559	51.559	216.433	216.433
8415904900	Chas/cab,weld/paint,part Mach Output>52, 75kw,oth Airflow>67.96,oth Use	24.931	24.931	217.620	217.620
8416100000	Furnace Burners For Liquid Fuel	3.156	3.156	72.494	72.494
8416200000	Oth Furnace Burner,includ Combination Burners	88.577	88.577	314.625	314.625
8416300000	Mechanical Stokers,including Their Mech Grate,mech Ash Discharg&similar App	208.540	208.540	1.396.657	1.396.657
8416900000	Parts Of Furnaces Burners For Liquid/ Solid/gas Fuel, Mechanical Stokers	99.908	99.908	1.972.127	1.972.127
8417100000	Furnaces & Ovens For The Roast,melt/oth Heat Treat,of Ore,pyrite Metal Non-	271.285	271.285	730.805	730.805
8417200000	Bakery Ovens,including Biscuit Oven,non Electric	6.265	6.265	27.083	27.083
8417800010	Incinerators, Non-electric	13.064	13.064	185.133	185.133
8417800090	Oth Than Incinerators, Non-electric	118.478	118.478	1.344.533	1.344.533
8417900000	Part Furnaces & Ovens For The Roasting, Melting Non-electric	165.961	165.961	2.205.990	2.205.990
8418101010	Household Type, Comb Refrigtr-freeze Capacity < 230 L	37.408	37.408	177.327	177.327
8418101090	Household Type, Comb Refrigtr-freeze Capacity > 230 L	165.976	165.976	824.523	824.523
8418109000	Comb Refrigtr-freeze Fitted With Seprtr Extrlr Doors, Oth Than Household Type	130.081	130.081	388.012	388.012
8418210010	Refrigerator,household Typ With Compres Type Of Capacity Not Exceeding 230	64.682	64.682	230.908	230.908
8418210090	Refrigerator,household Typ With Compres Type Of Capacity > 230 L	61.887	61.887	338.391	338.391
8418290010	Refrigerator,household Type Oth Than Compres Type Of Capacity<=230 L	184	184	821	821
8418290090	Refrigerator,household Type Oth Than Compres Type Of Capacity > 230 L	1.590	1.590	5.465	5.465
8418300000	Freezer Of The Chest Type, Not Exceed 800 l Capacity	161.739	161.739	387.748	387.748
8418501000	Refrigerating Chambers, Capacity > 200 L	3.217	3.217	26.872	26.872
8418509000	Refrigerating Chambers Not Exceeding 200 Capacity	258.720	258.720	1.330.530	1.330.530
8418610000	Heat Pump Oth Than Acmachines Of Heading 84.15	37.003	37.003	353.090	353.090
8418691000	Beverage Coolers	6.103	6.103	36.399	36.399
8418692000	Water Chillers With A Refrigerating Capacity Of 100,000 l/more	162.120	162.120	1.101.303	1.101.303
8418693000	Drinking Water Coolers	146	146	11.346	11.346
8418695000	Scale Ice-maker Units	706	706	5.084	5.084
8418699000	Oth Refrigtr/freez Equip,oth Than Heat Pump Oth Than Air Condition Mach	296.207	296.207	2.486.793	2.486.793
8418911000	Part For Good,sub 8418.(10,21.29,30,40) ,furniture To Refri/freez	38.865	38.865	114.965	114.965
8418919000	Oth Parts Furniture Designed To Receive Refrigerat/freezing Equipment	195.430	195.430	558.346	558.346
8418991000	Evaporators And Condensers	118.701	118.701	519.539	519.539
8418992000	Cabinets And Doors, Welded/painted	103.719	103.719	195.585	195.585
8418994000	Aluminium Rollbonds For Sub 8418.10.10, 8418.21, 8418.22 And 8418.29	33.429	33.429	89.168	89.168
8418999000	Oth Part Refrig & Freezers Equipment Electric/oth	233.775	233.775	1.149.488	1.149.488
8419111000	Instant Gas Water Heaters,for Household Type, Non Electric	19.416	19.416	99.281	99.281
8419119000	Instant Gas Water Heaters For Oth Than Household Type, Non Electric	150	150	2.598	2.598
8419191000	Oth Instant Gas Water Heaters For House Hold Type,non Electric	1.897	1.897	4.199	4.199
8419199000	Oth Instant Gas Water Heaters For Oth Than Household Type,non Electric	1.107	1.107	14.470	14.470
8419200000	Medical,surgical/laboratory Sterilisers	158.839	158.839	1.474.732	1.474.732
8419311010	Evaporators,dryers For Agri Products, Electrically Operated	4.255	4.255	69.698	69.698
8419311090	Oth.than Evaporators,dryers For Agri Products, Electrically Operated	130.357	130.357	387.181	387.181
8419312010	Evaporators,dryers For Agri Products, Non Electrically Operated	5.748	5.748	29.124	29.124
8419312090	Oth.than Evaporators, Dryers For Agri Products,non Electrically Operated	31.770	31.770	50.716	50.716
8419321000	For Wood, Paper Pulp, Paper/paperboard, Electrically Operated	127.552	127.552	1.700.532	1.700.532
8419391100	Machinery By A Proce Involving Heating For The Printed Of Electricall	5.218	5.218	67.882	67.882
8419391900	Oth Machinery By A Process Involving Heating For The Printed Of Elect Oper	323.108	323.108	1.417.904	1.417.904
8419401000	Distilling/rectifying Plant Electrically Operated	31.286	31.286	361.375	361.375
8419402000	Distilling/rectifying Plant Not Electrically Operated	1.065.332	1.065.332	8.596.977	8.596.977
8419501000	Cooling Towers	135.981	135.981	606.685	606.685
8419502000	Condensers For Air Conditioners For Motor Vehicles	53.428	53.428	704.180	704.180
8419503000	Oth Condensers For Air Conditioners	30.732	30.732	145.214	145.214
8419504000	Oth Condensers Electrically Operated	144.032	144.032	1.056.502	1.056.502
8419509000	Oth Condensers Not Electrically Operated	95.135	95.135	1.913.265	1.913.265
8419601000	Machinery For Liquefying Air/oth Gases Electrically Operated	19.469	19.469	46.624	46.624
8419811000	Oth.mach,plant & Equip For Making Hot Drinks/for Cook/heat Food,elect	8.977	8.977	51.699	51.699
8419812000	Oth.mach,plant&equip For Make Hot Drink /for Cook/heat Food,not Elect	7.762	7.762	74.347	74.347
8419891100	Evaporators For Air-conditioning Mach For Motor Vehicles,electricall Operated	57.688	57.688	760.933	760.933
8419891900	Oth Mach For Making Hot Drinks/for Cooking/heating Food,electricall Operate	102.293	102.293	1.316.013	1.316.013
8419892000	Oth Mach For Making Hot Drinks/for Cooking/heating Food,not Electri Operate	20.385	20.385	52.009	52.009
8419901200	Part Mach For The Treat.matrial By Proc Involve Heat,print Circuit,wiring,elect	35.894	35.894	112.336	112.336
8419901900	Oth.part Mach,the Treat.matrial By Proc Involve Heat,print Circuit,wiring,elect	621.245	621.245	2.544.596	2.544.596
8419902000	Part Mach,plant/laboratory Equipment, Of Non-electrically Operated Articles	38.241	38.241	526.343	526.343
8420101000	Apprts.for The App Of Dry Film/liquid Photo Resist,etc, Calender/oth Roll Mach	11.485	11.485	493.569	493.569
8420102100	Roller-type Ironing Mach Suitable For Domestic Use	377	377	30.302	30.302
8420102900	Wringers Suitable For Domestic Use	5.206	5.206	102.605	102.605
8420109000	Oth Calendering/oth Rolling Machin	2.265	2.265	72.902	72.902
8420912000	Parts Cylinders For Ironing Machines Or Wringers Suitable For Domestic Use	37	37	1.363	1.363
8420919000	Oth Parts Cylinders For Calendering Or Oth Rolling Machines	15.887	15.887	87.837	87.837
8420999000	Oth Parts For Calendering/oth Rolling Machines	652	652	2.925	2.925
8421100000	Centrifuges,including Centrifugal Dryers For Cream Separators	489	489	20.743	20.743
8421120010	Clothes-dryers, Of Capacity Not Exceeding 30 l	1.072	1.072	4.470	4.470

I.3. IMPOR MENURUT KOMODITI / IMPORT BY HS COMMODITY

*** JANUARI / JANUARY 2009 ***

HS	Uraian Komoditi Commodity Description	Berat Bersih / Net Weight (Kg)		Nilai / Value C.I.F (US\$)	
		Bulan ini Current Month	Kumulatif Cum.Jan. to date	Bulan ini Current Month	Kumulatif Cum.Jan. to date
8421191000	Centrifuges,including Centrifugal Dryers For Sugar Manufacture	5.164	5.164	130.243	130.243
8421199000	Oth Centrifuges,including Centrifugal Dryers	26.292	26.292	785.742	785.742
8421211100	Filtering Machin & Appar Water Electric For Domestic Use Of A Cap <= 500 L/h	50.524	50.524	337.237	337.237
8421211900	Oth Filter Machin& Appar Water Electric Of A Capacity <= 500 L/h	457.554	457.554	1.950.735	1.950.735
8421212100	Filtering Machin & Appar Water Electr For Domestic Use Of A Capacity > 500	13.236	13.236	75.270	75.270
8421212900	Oth Filter Machin& Appar Water Electric Of A Capacity > 500 L/h	187.877	187.877	1.972.175	1.972.175
8421221000	For Filter/purify Beverages Oth Than Water Of A Capacity <= 500 L/hr	416	416	3.604	3.604
8421222000	For Filter/purify Beverages Oth Than Water Of A Capacity >500 L/hr	13.959	13.959	118.607	118.607
8421231100	Oil Filters For Earth Moving Machinery Internal Cobustion Egin	85.852	85.852	1.108.524	1.108.524
8421231900	Oth Oil Filters For Earth Moving Machinery Internal Cobustion Egin	21.334	21.334	274.253	274.253
8421232100	Oil Filters For Motor Vehicles Of Chapter 87	58.915	58.915	617.924	617.924
8421232900	Oth Oil Filters For Motor Vehicles Of Chapter 87	46.544	46.544	451.569	451.569
8421239100	Oil Filters For Oth Earth Moving Machin And Motor Vehicles Of Chapter 87	28.687	28.687	608.067	608.067
8421239900	Oth Oil Filters For Oth Earth Moving Machin & Motor Vehicles Of Chapter 87	25.987	25.987	264.104	264.104
8421291000	Filtering/purifying Machin & Appar For Medical/laboratory Use	12.458	12.458	195.828	195.828
8421292000	Filter/purify Mach&apparatus For Liquid Of A Kind Used For Sugar Manufacture	1	1	12	12
8421293000	Filter/purify Mach&apparatus For Liquid Of A Kind Used In Oil Drill Operations	18.007	18.007	214.212	214.212
8421294000	Filter/purify Mach&apparatus For Liquid ,petrol Filters	11.252	11.252	70.303	70.303
8421295000	Filter/purify Mach&apparatus For Liquid Oil Filter Oth Than Those Subhd	6.981	6.981	53.772	53.772
8421299000	Oth Filtering Machinery & Apparatus For Liquids Not Electrically Operated	243.935	243.935	4.782.085	4.782.085
8421311000	Intake Air Filters For Inter Combustion Engines For Earth Moving Machinery	23.038	23.038	242.628	242.628
8421312000	Intake Air Filters For Inter Combustion Engines For Motor Vehicles Of Chap 87	36.603	36.603	443.557	443.557
8421319000	Oth Intake Air Filters For Internal Combustion Engines	68.340	68.340	708.625	708.625
8421391000	Laminar Flow Units Oth Than Intake Air Filter For Internal Cobustion Egin	1.695	1.695	26.608	26.608
8421399000	Oth.laminar Flow Units Oth Intake Air Filter For Internal Cobustion Egin	1.649.684	1.649.684	11.469.649	11.469.649
8421911000	Parts Of Goods Of Subheading 8421.12, Of Centrifuges,includ Centrifugal	57	57	1.395	1.395
8421912000	Parts Of Goods Of Subheading 8421.19.10 Of Centrifuges,includ Centrifugal	2.707	2.707	76.452	76.452
8421919000	Parts Of Subhd 8421.11.00/8421.19.90 Of Centrifuges,includ Centrifugal Dryers	21.387	21.387	347.644	347.644
8421992000	Parts Filter Cartridges Of Filter,subhd 8421.23	10.191	10.191	207.841	207.841
8421993000	Parts Of Goods Of Subheading 8421.31	33.170	33.170	421.990	421.990
8421999100	Oth Parts Of Goods Of Subheading 8421.29.20	86	86	1.029	1.029
8421999200	Oth Parts Of Goods Of Subheading 8421.21.11/8421.21.21	77.843	77.843	344.365	344.365
8421999300	Oth Part Of Subhd 8421.31.8421.23.11, 8421.23.19,8421.23.91/8421.23.99	9.273	9.273	131.192	131.192
8421999900	Oth Parts Of Sentrifugal, Including Centrifugal Dryers	464.657	464.657	2.974.518	2.974.518
8422111000	Dish Washing Machin Of The House Hold Type,electrically Operated	2.761	2.761	11.385	11.385
8422190000	Dish Washing Machines Of The Oth Household Type	9.087	9.087	163.254	163.254
8422200000	Machinery For Cleaning/drying Bottles Oth Containers	23.882	23.882	368.855	368.855
8422300000	Machinery For Filling,closing, Sealing, Or Labelling Bottles, Cans, Boxes,etc	106.914	106.914	4.000.540	4.000.540
8422400000	Oth Packing/wrapping Machinery (including Heat-shrink Wrapping Mach)	263.276	263.276	14.453.145	14.453.145
8422901000	Parts Of Goods Of Subheading 8422.11	499	499	4.883	4.883
8422909000	Part Goods Of Subhd 8422 Of Oth Than Subheading 8422.11	20.012	20.012	1.863.435	1.863.435
8423101000	Personal Weighing Machin,including Baby & household Scales,electrically	6.516	6.516	19.204	19.204
8423102000	Personal Weighing Machin,including Baby & Household Scales,not Electric	39.546	39.546	75.079	75.079
8423201000	Scales For Continuous Weighing Of Goods On Conveyors, Electrically	142.879	142.879	1.048.828	1.048.828
8423202000	Scales For Continuous Weighing Of Goods On Conveyors, Not Electrically	10.852	10.852	16.082	16.082
8423301000	Constan Weight Scales,predetermin Weight Scales & Hopper Scales,electric	16.638	16.638	170.530	170.530
8423302000	Constan Weight Scales,predetermin Weight Scales&hopper Scales,not Electr	16.095	16.095	15.217	15.217
8423811000	Oth Weighing Machinery,max Capacity <=30 Kg, Electrically Operated	6.784	6.784	63.933	63.933
8423812000	Oth Weighing Machinery,max Capacity <=30 Kg, Not Electrically Operated	4.349	4.349	31.947	31.947
8423821100	Oth.weigh Mach,having A Maximum Weighng Capacity <= 1 000kg,electric	362	362	5.130	5.130
8423821900	Oth.weigh Mach,oth.having A Max Weighng Capacity <= 1 000kg,electric	1.806	1.806	6.590	6.590
8423822100	Oth.weigh Mach,having A Maximum Weighng Capacity <= 1 000kg, Not Electric	623	623	1.444	1.444
8423822900	Oth.weigh Mach,oth.having A Max Weighng Capacity <= 1 000kg, Not Electric	81	81	1.965	1.965
8423891000	Oth Weigh Mach,oth.capacity Exceed 30kg Or Not But Not Exceeding 5 000kg,	67.635	67.635	280.523	280.523
8423892000	Oth Weighing Mach,oth.capacity > 30kg And <= 5,000 Kg,not Elect	1.733	1.733	9.552	9.552
8423901000	Weighing Machine Weights	1.603	1.603	42.205	42.205
8423902100	Weighing Machin Weights,not Electricall Operated	37.087	37.087	1.307.206	1.307.206
8423902900	Parts Of Weighing Machinery, Electrically Electrically Operated	2.340	2.340	54.482	54.482
8424109000	Fire Extinguishers,whether/not Charged For Oth Aircraft Use	52.005	52.005	209.139	209.139
8424201900	Spray Guns&similar Appliances For Oth Agricul/horticultural,electric Operat	35	35	5.378	5.378
8424301000	Steam/sand Blasting Machines, Electrically Operated	53.427	53.427	740.150	740.150
8424302000	Steam/sand Blasting Machines, Not Electrically Operated	61.994	61.994	39.624	39.624
8424811000	Oth.mech Appliances For Agricultural/ Hortikultural, Drip Irrigation Systems	17	17	60	60
8424812000	Oth.mech Appliances For Agricultural/ Horti,oth Drip Irrigation Systems,elect	7.010	7.010	24.786	24.786
8424813000	Oth.mech Appliances For Agricultural/ Horti,hand-operated Insecticide Sprayers	29.542	29.542	96.116	96.116
8424814000	Oth.mech Appliances For Agricultural/ Hortikultural, Not Electedly Operated	6.822	6.822	81.798	81.798
8424891000	Hand Operated Household Sprayers Of Capacity Not Exceeding 3 L	942	942	16.782	16.782
8424892000	Oth Appliances Oth. Agri/horticultural, Spray Heads With Dip Tubes	41.251	41.251	185.357	185.357
8424894000	Wet Processing Equipment,by Projecting, Dispersing/spraying Of Chemical,etc	41	41	342	342
8424895000	Oth Appliance For Projecting,dispersing /spraying Liquids/powders/fire,electric	7.707	7.707	83.169	83.169
8424899000	Oth Appliance For Projecting,dispersing /spray Liquid/powders/fire,not Electric	144.570	144.570	3.312.099	3.312.099
8424901100	Parts Of Fire Extinguisher,electrically Operated	120	120	13.099	13.099
8424901900	Parts Of Fire Extinguisher, Not Electric Operated	131.385	131.385	1.345.815	1.345.815
8424902300	Parts Of Spray Gun,oth Of Good Of Subhd 8424.20.11,electrically Operated	4.852	4.852	17.171	17.171
8424902400	Parts Of Spray Gun, Of Goods Of Subhead 8424.20.11,not Electrically	837	837	9.108	9.108
8424902900	Oth Parts Of Spray Guns And Similar Appliances	759	759	57.753	57.753
8424903100	Parts Of Steam/sand Blasting Mach & Similar Jet Projecting Mach,electric	6.771	6.771	95.784	95.784
8424903200	Parts Of Steam/sand Blasting Mach & Similar Jet Projecting Mach,non Electric	11.558	11.558	96.937	96.937

I.3. IMPOR MENURUT KOMODITI / IMPORT BY HS COMMODITY

*** JANUARI / JANUARY 2009 ***

HS	Uraian Komoditi Commodity Description	Berat Bersih / Net Weight (Kg)		Nilai / Value C.I.F (US\$)	
		Bulan ini Current Month	Kumulatif Cum.Jan. to date	Bulan ini Current Month	Kumulatif Cum.Jan. to date
8424909100	Parts Of Oth Appliance Of Subhead 8424.81.10/8424.81.20	126	126	3.027	3.027
8424909200	Parts Of Oth Appliance Of Subhead 8424.81.30/8424.81.40	3.916	3.916	17.515	17.515
8424909900	Oth Mechanical Appliances(whether/not Hand Operated)	68.189	68.189	801.518	801.518
8425110000	Pulley Tackle & Hoists Oth Than Skip For Raising Vehicles, By Electric Motor	141.952	141.952	1.320.992	1.320.992
8425190000	Pulley Tackle & Hoists Oth Than Skip For Raising Vhcles,oth By Electric Motor	127.083	127.083	841.935	841.935
8425310000	Oth Winches; Capstans,powered By Electric Motor	39.520	39.520	183.857	183.857
8425390000	Oth Winches;capstans,oth Than Powered By Oth Electric Motor	601.403	601.403	4.602.563	4.602.563
8425410000	Jacks Hoists Of Built In Jacking System Of A Type Used In Garages	152.224	152.224	793.002	793.002
8425421000	Jacks Used In Tipping Mechanism For Lorries	460	460	1.600	1.600
8425429000	Oth Jacks And Hoists, Hydraulic	199.907	199.907	508.860	508.860
8425491000	Oth Jacks;hoists Of A Kind Used For Raising Vehicles, Electrically Operated	13.447	13.447	57.471	57.471
8425492000	Oth Jacks;hoists Of A Kind Used For Raising Vehicles, Not Electric Operated	60.702	60.702	128.999	128.999
8426110000	Overhead Traveling Cranes On Fixed Support	412.025	412.025	4.674.203	4.674.203
8426120000	Mobile Lifting Frames On Tyres And Straddle Carries	46.057	46.057	139.964	139.964
8426191000	Bridge Cranes And Gantry Cranes	27.625	27.625	21.172	21.172
8426199000	Oth Bridge Cranes And Gantry Cranes	2.959.303	2.959.303	11.741.662	11.741.662
8426200000	Tower Cranes	916.984	916.984	2.437.263	2.437.263
8426300000	Portal/pedestal Jib Cranes	25.648	25.648	401.189	401.189
8426410000	Oth Machinery,self Propelled,on Tyres	6	6	375	375
8426490000	Oth Machinery,self Propelled,oth Than On Tyres	56.119	56.119	1.268.784	1.268.784
8426910000	Oth Derricks Machin Designed For Mounting On Road Vehicles	56.192	56.192	255.688	255.688
8426990000	Oth Derricks Mach Oth Designed For Mounting On Road Vehicles	21.150	21.150	592.967	592.967
8427100000	Self-propelled Trucks Powered By An Electric Motor	249.148	249.148	1.515.041	1.515.041
8427200000	Oth Self-propelled Trucks	1.248.661	1.248.661	9.467.900	9.467.900
8427900000	Oth Trucks	99.143	99.143	426.084	426.084
8428101000	Passenger Lifts	972.116	972.116	5.251.257	5.251.257
8428102100	Oth Lifts Of A Kind Used In Buildings	908	908	1.373	1.373
8428102900	Oth Lifts Oth Than Of A Kind Used In Buildings	29.710	29.710	208.476	208.476
8428109000	Skip Hoists	250	250	6.175	6.175
8428201000	Pneumatic Elevators And Conveyors For Agricultural Use	136.744	136.744	777.750	777.750
8428202000	Automated Machines For The Transport, Handling & Storage Of Pcb/pwbs/pcas	9.141	9.141	238.989	238.989
8428209000	Oth Pneumatic Elevators & Conveyors	162.205	162.205	3.251.287	3.251.287
8428310000	Oth Continuous Act Elevators & conveyors Specially Designed For Underground	8.324	8.324	14.085	14.085
8428321000	Oth Continuous Act Elevators & conveyors Of Bucket Type,used For Agri Type	2.736	2.736	70.933	70.933
8428329000	Oth Continuous Act Elevators & conveyors Of Bucket Type,oth Used For Agri	200.549	200.549	606.417	606.417
8428332000	Automated Mach For The Transport,hand & Storage Of Pcb/pwbs,belt Type	51.868	51.868	557.816	557.816
8428339000	Oth Continuous Act Elevators & conveyors, Oth Of Belt Type	785.472	785.472	4.083.520	4.083.520
8428391000	Pneumatic Elevators And Conveyors Of Agricultural Type	107.319	107.319	228.130	228.130
8428393000	Oth Automated Machin For Transport, Hand & Storage Of Pcb/pwbs/pcas	2.440	2.440	247.079	247.079
8428399000	Oth Continuous-action Elevators & Conveyors, For Goods/materials	119.683	119.683	585.865	585.865
8428400000	Escalators And Moving Walkways	859.524	859.524	2.106.851	2.106.851
8428909000	Oth Mach,oth Than Lift,hand,load/unload Mach,hand&storage Of	180.946	180.946	3.145.259	3.145.259
8429110000	Track Laying, Bulldozers And Angledozer	210.614	210.614	2.112.962	2.112.962
8429190000	Bulldozer & Angledozer Oth Track Laying	668.602	668.602	6.838.686	6.838.686
8429200000	Graders And Levellers	473.355	473.355	6.256.550	6.256.550
8429300000	Scrapers	19.428	19.428	100.820	100.820
8429401000	Road Rollers	45.344	45.344	63.211	63.211
8429403000	Tamping Machines	243.480	243.480	1.473.013	1.473.013
8429510000	Front-end Shovel Loaders,mechanical Excavators And Shovelloaders	1.141.045	1.141.045	7.922.182	7.922.182
8429520000	Mach With A 360,revolving Super Struct, Mech Shovels,excavators And Shove	4.235.810	4.235.810	32.459.873	32.459.873
8429590000	Mech Shovels,excavators & Shove Loader Oth Front-end Shovel, Mach. With A	45.836	45.836	231.596	231.596
8430100000	Pile-drivers And Pile-extractors	588.884	588.884	3.144.177	3.144.177
8430310000	Coal/rock Cutters And Tunneling Machinery, Self-propelled	44.697	44.697	555.600	555.600
8430390000	Coal/rock Cutters And Tunneling Machinery,oth Than Self-propelled	9.923	9.923	106.066	106.066
8430410000	Oth Boring/sinking Machinery Self-propelled	267.159	267.159	3.371.568	3.371.568
8430499000	Oth Wellhead Platforms & Integrat Prod Modules For Use In Drilling Production	231.771	231.771	2.596.576	2.596.576
8430500000	Oth Moving,grading,levelling,scrapping Machinery, Self-propelled	248.255	248.255	2.883.819	2.883.819
8430610000	Tamping/compacting Machinery, Not Self-propelled	135.739	135.739	881.706	881.706
8430690000	Oth Machinery Of Hedaing 84.30, Not Self-propelled	8.388	8.388	44.401	44.401
8431101300	Parts Suitable For Of Goods Of Subhead 8425.19,8425.39or8425.49,electri	13.177	13.177	54.733	54.733
8431101900	Oth Parts Suitable For Of Goods Of Heading 84.25,electrically Operated	17.937	17.937	120.718	120.718
8431102200	Part Suitable For Goods Of Sub 8425.11, 842520,8425.31,8425.41,8425.42,not	45.612	45.612	93.379	93.379
8431102900	Oth Parts Suitable For Of Goods Of Heading 84.25,not Electrically Operated	13.286	13.286	70.916	70.916
8431200000	Parts Suitable For Goods Of Head 84.27	49.616	49.616	380.506	380.506
8431311000	Parts Of Goods Of Shd 8428.10,(21,29), 8428.10.90,of Lift Skip	82.372	82.372	211.145	211.145
8431312000	Parts Of Goods Of Shd 8428.10.10), 8428.40.00,of Lift Skip Hoist/escalators	82.400	82.400	248.506	248.506
8431391000	Part Suitable For Goods Sub 8428.20.10, 8428.32.10, 8428.33.10/8428.39.10	8.495	8.495	185.450	185.450
8431392000	Parts Suitable For Goods Of Subheading 8428.90	7.015	7.015	319.255	319.255
8431394000	Part Of Auto Mach. For Trnsport/storage Of Pcb/pwbs/pcas	3.779	3.779	47.699	47.699
8431399010	Part Of Oth Lift,hand/load Mach, Telph/conveyor	344.369	344.369	2.759.351	2.759.351
8431399090	Oth Parts Of Machinery Of Head 84.25	25.152	25.152	303.196	303.196
8431410000	Buckets, Shovels, Grabs And Grips,of Mach Of Head 84.26, 84.29/84.30	309.369	309.369	1.119.098	1.119.098
8431420000	Bulldozer/angledozer Blades Of Mach Of Heading 84.26, 84.29/84.30	115.513	115.513	482.056	482.056
8431430000	Parts Of Boring/sinking Mach Of Subhead 8430.41/8430.49	1.830.691	1.830.691	27.971.809	27.971.809
8431491000	Parts Of Machinery Of Heading 84.26	60.435	60.435	1.035.782	1.035.782
8431492000	Cutting Edges/end Bits For Scrapers,graders/levellers	1.164.328	1.164.328	2.977.840	2.977.840
8431493000	Parts Of Road Rollers	24.241	24.241	111.687	111.687
8431499000	Oth Parts Of Machinery Of Heading 84.26, 84.29/84.30	4.602.020	4.602.020	27.571.221	27.571.221

I.3. IMPOR MENURUT KOMODITI / IMPORT BY HS COMMODITY

*** JANUARI / JANUARY 2009 ***

H S	Uraian Komoditi Commodity Description	Berat Bersih / Net Weight (Kg)		Nilai / Value C.I.F (US\$)	
		Bulan ini Current Month	Kumulatif Cum.Jan. to date	Bulan ini Current Month	Kumulatif Cum.Jan. to date
8432100000	Ploughs	5.263	5.263	43.438	43.438
8432290000	Scarifiers, Cultivators, Weeders, Hoes And Oths Harrows	11.456	11.456	95.752	95.752
8432300000	Seeders, Planters And Transplanters	2.484	2.484	35.528	35.528
8432400000	Manure Spreaders & Fertiliser Distributors	12.518	12.518	331.934	331.934
8432801000	Oth Machinery For Soil Preparation/ Cultivation;of Agricult/horticultur Typ	11.784	11.784	330.419	330.419
8432802000	Lawn/sports-ground Rollers	894	894	19.890	19.890
8432901000	Parts Of Machinery Of Subheading 8432.80.90	11	11	1.133	1.133
8432909000	Parts Oth Machinery For Soil Preparation/cultivation	21.191	21.191	54.546	54.546
8433110000	Mowers For Lawns,parks/sports-grounds With The Cutting Device Rotate	64.162	64.162	183.753	183.753
8433199000	Oth Mowers For Lawns, Parks/sport Grounds,oth Than Manually Operated	35.142	35.142	287.528	287.528
8433200000	Oth Mowers,including Cutter Bars For Tractor Mounting	2.518	2.518	14.897	14.897
8433300000	Oth Haymaking Machinery	91	91	6.842	6.842
8433520000	Oth Threshing Machinery	254	254	4.296	4.296
8433591000	Cotton Pickers And Cotton Gins	2.057	2.057	10.065	10.065
8433601000	Machin For Cleaning,sorting/grading Egg Fruit/oth Agricultur Prod,electric	50	50	5.000	5.000
8433901000	Part Mach:castor,of Diameter(inc Yres)> 100mm,=<= 250mm,width Wheel	5	5	255	255
8433902000	Parts Mach:castor,oth Of Goods Of Subhd 8433.11/8433.19.90	283	283	4.081	4.081
8433909000	Parts Mach: Oth Castors	2.551	2.551	15.574	15.574
8434201000	Dairy Machinery, Electrically Operated	20.444	20.444	698.673	698.673
8434901000	Parts Of Milking & Dairy Mach.of Elect Operated Machines	4.505	4.505	220.779	220.779
8434902000	Parts Of Milk & Dairy Mach Of Non Elect Operated Machines	8.008	8.008	319.178	319.178
8435101000	Presses,crushers & Manufacture Of Wine, Cider,fruit Juices,electric Operated	9.271	9.271	49.196	49.196
8435102000	Presses,crushers & Manufacture Of Wine, Cider,fruit Juices,not Electric	623	623	3.043	3.043
8435901000	Parts Of Presses,crushers & Manufacture Of Wine,cider,fruit Juices,electr	5.141	5.141	52.156	52.156
8435902000	Parts Of Presses,crushers & Manufacture Of Wine,cider,fruit Juices,not Electric	85.559	85.559	350.272	350.272
8436101000	Machinery For Preparing Animal Feeding Stuffs, Electrically Operated	30.609	30.609	121.086	121.086
8436211000	Poultry Incubators & Brooders, Electrically Operated	6.183	6.183	66.822	66.822
8436291000	Oth Poultry-keeping Machinery, Electrically Operated	23.121	23.121	64.779	64.779
8436292000	Oth Poultry-keeping Machinery, Not Electrically Operated	40	40	11.746	11.746
8436801100	Germination Plant Mach, Agricultural Or Horticultural Type,electric Operated	5.610	5.610	47.440	47.440
8436802100	Germination Plant Machin, Agricultural Or Horticultural Type,not Electric	2.402	2.402	26.972	26.972
8436911000	Parts Of Poultry-keeping Machinery/ Poultry,incubator & Brooders,electric	47.488	47.488	185.058	185.058
8436991100	Parts Oth Of Poultry-keeping Machin, Agri & Horti Type,electric Operated	10.218	10.218	2.264	2.264
8436991900	Parts Oth Of Poultry-keeping Machin, Oth Than Agri&horti Type,elect Operated	2.967	2.967	37.464	37.464
8436992100	Parts Oth Of Poultry-keeping Machin, Agri & Horti Type,not Electric Operated	4.583	4.583	52.562	52.562
8436992900	Parts Oth Of Poultry-keeping Machin,oth Than Agri&horti Type,not Elect	9.046	9.046	108.976	108.976
8437101000	Machinery For Bread Grains;winnowing & Cleaning Machin, Electrically	74.538	74.538	1.206.177	1.206.177
8437103000	Mach For Clean,sorting/grad Seed,graint Dried Leguminous Vegetables,oth,	14.677	14.677	24.715	24.715
8437801000	Machinery For Rice Hullers & Cone Type Rice Mills,electrically Operated	30.174	30.174	48.275	48.275
8437802000	Machinery For Rice Hullers & Cone Type Rice Mills,not Electrically Operated	62.901	62.901	48.694	48.694
8437803000	Machinery For Industrial Type Coffee And Corn Mills,electrically Operated	2.122	2.122	92.553	92.553
8437804000	Machinery For Industrial Type Coffee & Corn Mills,not Electrically Operat	65.251	65.251	75.943	75.943
8437805100	Polishing Machines For Rice,sifting And Sieving,bran Cleaner,electric Operate	34.018	34.018	216.755	216.755
8437805900	Oth Polishing Mach For Rice,sifting And Sieving,bran Cleaner,electric Operate	6.230	6.230	17.895	17.895
8437806100	Polishing Machines For Rice,sifting And Sieving,bran Cleaner,not Electric	59.276	59.276	87.253	87.253
8437806900	Oth Polishing Mach For Rice,sifting And Sieving,bran Cleaner,not Electric	67.145	67.145	124.871	124.871
8437901100	Parts Of Machin Of Subheading 8437.10 ,electrically Operated	12.520	12.520	265.328	265.328
8437901900	Parts Of Machines Oth Than Of Subhead 8437.10,electrically Operated	130.574	130.574	592.749	592.749
8437902900	Oth Parts Of Machines Of Subheading 8437.10, Not Electrically Operated	888	888	1.763	1.763
8438101000	Bakery Mach,macaroni,spaghetti/similar Products, Electrically Operated	86.266	86.266	616.361	616.361
8438102000	Bakery Mach,macaroni,spaghetti/similar Products, Not Electrically Operated	18.106	18.106	154.264	154.264
8438201000	Mach For The Manufac Of Confectionary, Cocoa/chocolate, Electrically	166.519	166.519	2.831.755	2.831.755
8438301000	Mach For Sugar Manufac, Electrically Operated	51.399	51.399	475.753	475.753
8438501000	Mach For The Preparation Of Meat/poultry ,electrically Operated	14.977	14.977	99.794	99.794
8438502000	Mach For The Preparation Of Meat/poultry ,not Electrically Operated	3.687	3.687	8.376	8.376
8438601000	Machiner For The Preparation Of Fruits, Nuts/vegetab, Electrically Operated	25.917	25.917	70.902	70.902
8438602000	Machiner For The Preparation Of Fruits, Nuts/vegetab, Not Electric Operated	11.931	11.931	18.338	18.338
8438801100	Coffee Pulpers, Electrically Operated	50.328	50.328	2.205.608	2.205.608
8438809100	Oth Coffee Pulpers,electric Operated	80.861	80.861	1.294.090	1.294.090
8438809200	Oth Coffee Pulpers,not Electric Operated	2.326	2.326	3.252	3.252
8438901100	Parts Of Goods Of Subheading 8438.30.10 Electrically Operated	4.438	4.438	70.223	70.223
8438901200	Part Of Coffee Pulper,electric Operated Machines	1	1	1.081	1.081
8438901900	Parts Of Oths Goods Of Heading 84.38 Electrically Operated	21.929	21.929	189.927	189.927
8438902100	Parts Of Goods Of Subheading 8438.30.20 Not Electrically Operated	6.080	6.080	49.050	49.050
8438902900	Parts Of Oth Goods Of Heading 84.38.20 Of Coffee Pulpers,not Electric	43.705	43.705	224.871	224.871
8439100000	Machinery For Making Pulp Of Fibrous Cellulosic Material	5	5	111	111
8439200000	Machinery For Making Paper/paperboard	774.151	774.151	3.748.066	3.748.066
8439300000	Machinery For Finishing Paper/ Paperboard	118.743	118.743	3.823.374	3.823.374
8439911000	Part Of Machin For Mak Pulp Of Fibrous Cellulosic Material,electrically Operat	25.159	25.159	996.043	996.043
8439912000	Part Of Machin For Mak Pulp Of Fibrous Cellulosic Material,not Electric Operat	18.541	18.541	789.294	789.294
8439991000	Parts For Making/finishing Paper/ Paperboard, Electrically Operated	689.987	689.987	16.546.062	16.546.062
8439992000	Parts For Making/finishing Paper/ Paperboard, Not Lectrically Operated	365	365	18.241	18.241
8440101000	Book-binding Mach, Includ Book-sewing, Electrically Operated	20.467	20.467	169.147	169.147
8440102000	Book-binding Mach, Includ Book-sewing, Not Electrically Operated	2.764	2.764	6.239	6.239
8440901000	Parts Of Book Binding & Sewing Machines Electrically Operated Machines	100	100	142	142
8440902000	Parts Of Book Binding & Sewing Machines Not Electrically Operated Machines	56	56	11.710	11.710
8441101000	Cutting Machines, Electrically Operated	438.383	438.383	3.901.731	3.901.731
8441102000	Cutting Mach, Not Electrically Operated	5.927	5.927	162.662	162.662

I.3. IMPOR MENURUT KOMODITI / IMPORT BY HS COMMODITY

*** JANUARI / JANUARY 2009 ***

H S	Uraian Komoditi Commodity Description	Berat Bersih / Net Weight (Kg)		Nilai / Value C.I.F (US\$)	
		Bulan ini Current Month	Kumulatif Cum.Jan. to date	Bulan ini Current Month	Kumulatif Cum.Jan. to date
8441201000	Machin For Making Bags,sacks/envelopes Electrically Operated	51.354	51.354	62.346	62.346
8441202000	Machin For Making Bags,sacks/envelopes Not Electrically Operated	7.411	7.411	395.880	395.880
8441301000	Mach For Mak Cartons,boxes,cases,tube Drum/similar Containers,electric	40.481	40.481	392.880	392.880
8441401000	Machines For Moulding Articles In Paper Pulp,paper/paperboard,electri Operat	38.989	38.989	485.933	485.933
8441801000	Oth Machinery For Making Up Paper Pulp, Paper/paperboard,electrically Operat	242.292	242.292	3.660.867	3.660.867
8441901000	Part Of Machin For Mak Up Paper Pulp, Paper/paperboard,cutting Mach,elec	102.413	102.413	927.031	927.031
8441902000	Parts Of Machin For Mak Up Paper Pulp, Paper/paperboa,cutting Mach,not Elec	6.289	6.289	223.096	223.096
8442301000	Machinery, Apparatus And Equipment, Electrically Operated	28.212	28.212	1.305.922	1.305.922
8442302000	Machinery, Apparatus And Equipment, Not Electrically Operated	7.200	7.200	100.000	100.000
8442401000	Parts Of Electrically Operated Machin, Apparatus/equipment	529	529	2.572	2.572
8442402000	Parts Of The Foregoing Mach,apparatus/ Equipment,non Electrically Operated	1.401	1.401	55.711	55.711
8442500000	Plate,cyls&oth.print Comp.plates,cyl & Lithograph Stones,prepared Print	21.182	21.182	270.033	270.033
8443110000	Print.mach.used For Print By Mean Plates Cyl&oth Print,offset Print Mach,ree	242.183	242.183	829.883	829.883
8443120000	Print.mach.use.print By Mean Plate Cyl& Oth Print,offset Print Mach,sheetfed,off	55.725	55.725	1.206.010	1.206.010
8443130000	Oth Offset Printing Machinery	289.129	289.129	4.395.106	4.395.106
8443160000	Flexographic Printing Machinery	17.060	17.060	92.000	92.000
8443170000	Gravure Printing Machinery	107.389	107.389	1.047.174	1.047.174
8443190000	Oth Than Gravure,flexographic, Letterpress,oth Offset Printing Mach	101.697	101.697	1.365.176	1.365.176
8443311010	Printer-copier,ink-jet,color,capable Of Connecting To A Data Machine/network	92.744	92.744	656.842	656.842
8443311090	Printer-copier,ink-jet Proces,no Color, Capable Of Connect To Data	7.437	7.437	36.963	36.963
8443312010	Printer-copier,laser Proces,color, Capable Connect To Data Mach/network	1.097	1.097	112.956	112.956
8443312090	Printer-copier,laser Proces,no Color, Capable Connect To Data Mach/network	51.599	51.599	1.109.862	1.109.862
8443313010	Combination Printer-copier-facs Mach, Color,connect To Data Mach/network	49.805	49.805	914.789	914.789
8443313090	Combination Printer-copier-facs Mach, No Color,connect To Data Mach/network	33.767	33.767	842.398	842.398
8443319090	Oth Mach Which Perform >= 2 Function Of Printing,copying/facsimile,no Color	37.466	37.466	222.653	222.653
8443321010	Dot Matrix Printer,color,capable Of Connect To Data Machine/network	10	10	1.054	1.054
8443321090	Dot Matrix Printer,no Color,capable Of Connect To Data Machine/network	14.960	14.960	548.238	548.238
8443322010	Ink-jet Printer,color,capable Of Connect To A Data Machine/network	300.286	300.286	3.396.488	3.396.488
8443322090	Ink-jet Printer,no Color,capable Of Connect To A Data Machine/network	10.306	10.306	113.670	113.670
8443323010	Laser Printer,color,capable Of Connect To A Data Machine/network	6.796	6.796	102.049	102.049
8443323090	Laser Printer,no Color,capable Of Connect To A Data Machine/network	14.932	14.932	282.269	282.269
8443324090	Facsimile Machine,no Color,capable Of Connect To A Data Machine/network	11.319	11.319	106.463	106.463
8443325090	Mach Of Screen Print Machinery,no Color, Capable Of Connect To Data	6	6	400	400
8443329010	Mach Of Oth Material,color,capable Of Connect To Data Machine/network	1.505	1.505	33.718	33.718
8443391900	Electrostatic Photocopy Apparatus,direct Process, no Color	273.361	273.361	400.948	400.948
8443392010	Electrostatic Photocopy Apparatus,in- Direct Process,color	993	993	34.773	34.773
8443392090	Electrostatic Photocopy Apparatus,in- Direct Process,no Color	13.707	13.707	311.511	311.511
8443393090	Oth Photocopy Apparatus Incorporating, Optical System,no Color	232	232	338	338
8443399090	Oth Print Mach,no Color,not Capable Of Connect To Data Machine/network	23	23	1.039	1.039
8443910000	Part & Accessori Of Print Machinery Used For Print By Component Of Head	420.948	420.948	20.212.744	20.212.744
8443991000	Part & Accessori Of Screen Print Machi- Nery For Manufact Of Print Circuit	33	33	419	419
8443992000	Ink-filled Printer Cartridges	44.475	44.475	1.501.626	1.501.626
8443999000	Oth Part & Accessori Of Screen Printing Machinery	505.550	505.550	12.255.739	12.255.739
8444100000	Mach For Extrude,texture/cut Man-made Textile Material,electric Operate	92.462	92.462	150.113	150.113
8445111000	Carding Machines,electrically Operated	10.555	10.555	21.680	21.680
8445112000	Carding Machines,not Electrically Operated	6.369	6.369	120.911	120.911
8445121000	Combing Machines, Electrically Operated	5.075	5.075	133.357	133.357
8445131000	Drawing/roving Machines,electrically Operated	10.729	10.729	111.699	111.699
8445191000	Other Machines For Preparing Textile Fibres; Electrically Operated	3.325	3.325	258.842	258.842
8445201000	Textile Spinning Machines; Electrically Operated	62.475	62.475	780.422	780.422
8445301000	Textile Doubling/twisting Machines; Electrically Operated	10.203	10.203	87.660	87.660
8445401000	Textile Winding(including Weft-winding) Or Reeling Machin,electrically Operated	52.726	52.726	311.052	311.052
8445901000	Oth Machinery For Preparing Textile, Electrically Operated	63.911	63.911	504.038	504.038
8445902000	Oth Machinery For Preparing Textile, Not Electrically Operated	93	93	19.067	19.067
8446101000	Machines For Weaving Fabrics Of A Width <= 30 Cm, Electric Operated	18.215	18.215	109.600	109.600
8446102000	Machin For Weaving Fabrics Of A Width <= 30 Cm,not Electric Operated	1.900	1.900	11.406	11.406
8446210000	Machine For Weaving Fabrics Of A Width > 30 Cm, Power Looms, Shuttle Type	210	210	210	210
8446290000	Machine For Weaving Fabrics Of A Width >30 Cm, Oth Than Pwr Looms,shuttle	594.494	594.494	2.558.475	2.558.475
8446300000	Machine For Weaving Fabrics Of A Width > 30 Cm, Shuttleless Type	75.326	75.326	103.350	103.350
8447111000	Circular Knitting Mach,cylinder Diamtr <= 165 Mm, Electrically Operated	27.146	27.146	104.973	104.973
8447112000	Circular Knitting Mach,cylinder Diamtr <= 165 Mm,not Electrically Operated	314	314	1.000	1.000
8447121000	Circular Knitting Mach,cylinder Diamtr >165 Mm, Electrically Operated	27.539	27.539	101.840	101.840
8447201000	Flat Knitting & Stitch Bonding Machine, Electrically Operated	220.305	220.305	1.205.188	1.205.188
8447901000	Machines For Making Gimped Yarn,tulle, Lace&mach For Tufting,electric	137.180	137.180	1.010.922	1.010.922
8447902000	Machines For Making Gimped Yarn,tulle, Lace&mach For Tufting,not Elec	11	11	134	134
8448111000	Dobbies & Jacquards, Card Reducing, Electrically Operated	28.997	28.997	181.781	181.781
8448112000	Dobbies & Jacquards, Card Reducing, Not Electrically Operated	2.945	2.945	9.489	9.489
8448191000	Oth Auxiliary Machin For Mach Of Heading 84.44, 84.45, 84.46, 84.47, Electric	53.858	53.858	180.788	180.788
8448192000	Oth Auxiliary Machin For Mach Of Heading 8444, 8445, 8446, 84.47, Not	56.839	56.839	283.090	283.090
8448200000	Parts&accessories Of Mach Of Heading 84.44/their Auxiliary Machinery	53.311	53.311	1.447.105	1.447.105
8448310000	Card Clothing Of Mach Of Heading 84.45	5.372	5.372	67.412	67.412
8448320000	Parts&accessories Of Mach For Preparing Textile Fibres,other Than Card	12.110	12.110	135.364	135.364
8448330000	Spindles, Spindle Flyers,spinning Rings, And Ring Travellers Of Mach 84.45	3.325	3.325	145.822	145.822
8448390000	Other Parts & Accessories Of Mach Of Head 84.45/their Auxiliary Machinery	138.894	138.894	1.612.360	1.612.360
8448420000	Reeds For Looms, Healds & Heald-frames For Weaving Machines	12.697	12.697	142.083	142.083
8448491100	Shuttles, For Electrically Operated Weaving Machine	15.917	15.917	112.794	112.794
8448491900	Oth Parts & Acces, For Elect Operated Weaving Machine	59.303	59.303	286.814	286.814
8448492000	Parts & Acces, For Non Electrically Operated Weaving Machine	751	751	12.037	12.037

I.3. IMPOR MENURUT KOMODITI / IMPORT BY HS COMMODITY

*** JANUARI / JANUARY 2009 ***

H S	Uraian Komoditi Commodity Description	Berat Bersih / Net Weight (Kg)		Nilai / Value C.I.F (US\$)	
		Bulan ini Current Month	Kumulatif Cum.Jan. to date	Bulan ini Current Month	Kumulatif Cum.Jan. to date
8448510000	Sinkers, Needles&other Articles Used In Forming Stitches	8.234	8.234	1.064.782	1.064.782
8448590000	Othe Parts&accessories Of Mach Of Head 8447/their Auxiliary Machinery	44.558	44.558	176.377	176.377
8449002000	Mach For The Manufacture/finishing Of Felt/nonwovens, Not Elect Operated	2.036	2.036	9.301	9.301
8450111000	Household/laundry-type Washing Machin; Fully-automatic Mach;capacity <= 6	272.321	272.321	1.322.506	1.322.506
8450119000	Household/laundry-type Wash Mach;fully- Automatic Machine;capacity > 6 Kg	506.423	506.423	1.965.004	1.965.004
8450120010	Household/laundry-type Wash Mach;built- In Centrifugal Drier,capacity <= 6 Kg	106.021	106.021	458.153	458.153
8450120020	Household/laundry-type Wash Mach;built- In Centrifugal Drier,capacity > 6 Kg	771.205	771.205	2.193.994	2.193.994
8450190010	Other Household/laundry-type Wash Mach; Dry Linen Capacity <= 6 Kg	2.328	2.328	5.079	5.079
8450190020	Other Household/laundry-type Wash Mach; Dry Linen Capacity > 6 Kg	255.129	255.129	419.702	419.702
8450200000	Household/laundry-type Washing Mach; A Dry Linen Capacity >10 Kg	89.329	89.329	451.925	451.925
8450901000	Parts Of Goods Of Subheading 8450.20	3.704	3.704	8.216	8.216
8450902000	Parts Of Goods Of Subheading 8450.11, 8450.12 Or 8450.19	238.528	238.528	883.041	883.041
8451100000	Dry-cleaning Machines	2.384	2.384	26.519	26.519
8451210000	Drying Machines,each Of A Dry Linen Capacity Not Exceeding 10 Kg	6.974	6.974	33.270	33.270
8451290000	Drying Machines,each Of A Dry Linen Capacity Exceeding 10 Kg	82.615	82.615	359.507	359.507
8451300000	Ironing Machines And Presses (including Fusing Presses)	28.808	28.808	277.330	277.330
8451400000	Washing, Bleaching Or Dyeing Machines	70.026	70.026	179.332	179.332
8451500000	Mach. For Reeling,unreeling,folding, Cutting/pinking Textile Fabrics	28.573	28.573	110.304	110.304
8451809000	Other Machinery Exclude Machines Of Hd 84.50; Not For Domestic Use	107.567	107.567	800.429	800.429
8451901000	Parts Of Machines Or Dry Linen Capacity No Exceeding 10 Kg	32	32	6.754	6.754
8451909000	Parts Of Oth Machines Of Heading 8451	74.491	74.491	760.360	760.360
8452100000	Sewing Machines Of The Household Type	81.817	81.817	161.399	161.399
8452210000	Oth Sewing Machines, Automatic Units	61.130	61.130	269.264	269.264
8452290000	Oth Sewing Machines, Not Automatic Units	214.784	214.784	1.000.642	1.000.642
8452300000	Sewing Machine Needles	15.193	15.193	76.021	76.021
8452400000	Furniture, Bases And Covers For Sewing Machines And Parts Thereof	4.913	4.913	12.083	12.083
8452901100	Arms,beds,stands,flywheel,belt Guard; Treadles/pedals Of Subhead 8452.10	14.854	14.854	40.935	40.935
8452901900	Oth Part Of Sewing Mach Of Machinery Of Subheading 8452.10	5.500	5.500	47.663	47.663
8452909010	Arms Beds,foot & Pedals Of Mach Exclude Subheading 8452.10	10.554	10.554	43.368	43.368
8452909090	Other Parts Of Sewing Mach Of Machinery Exclude Subheading 8452.10	207.890	207.890	385.679	385.679
8453101000	Machinery For Prepare,tanning/work Hides , Skins/leather, Elect Operated	88.979	88.979	290.428	290.428
8453201000	Machinery For Making/repairing Footwear, Electrically Operated	67.895	67.895	396.312	396.312
8453202000	Machinery For Making/repairing Footwear, Not Electrically Operated	10.113	10.113	43.599	43.599
8453801000	Mach For Make/repaire Other Articles Of Hides,skins,not Sewing	37.136	37.136	246.571	246.571
8453802000	Mach For Make/repaire Other Articles Of Hides,skins,not Sewing Machin,not	2.925	2.925	7.756	7.756
8453900000	Parts Of Goods Of Heading 84.53	18.798	18.798	156.252	156.252
8454100000	Converters	7.588	7.588	62.963	62.963
8454200000	Ingot Moulds And Ladles	24.787	24.787	680.674	680.674
8454300000	Casting Machines	152.517	152.517	1.061.353	1.061.353
8454900000	Parts Of Goods Of Heading 84.54	94.968	94.968	536.608	536.608
8455100000	Tube Mills	84.850	84.850	17.500	17.500
8455210000	Oth Rolling Mills, Hot Or Combination Ho Cold	22.266	22.266	30.264	30.264
8455220000	Oth Rolling Mills, Cold	1.300	1.300	26.564	26.564
8455300000	Rolls For Rolling Mills	314.484	314.484	1.016.475	1.016.475
8455900000	Other Parts Of Metal-rolling Mills And Rolls Therefor.	279.302	279.302	1.821.940	1.821.940
8456100000	Machines Tool For Work Any Material By Removal Material,operat By	597	597	41.838	41.838
8456200000	Machines Tool For Work Any Material By Removal Material,operat By Ultrasonic	16	16	4.755	4.755
8456300000	Machines Tool For Work Any Material By Removal Material,electro-discharge	32.000	32.000	321.550	321.550
8456902000	Wet Proce Equip For The Application By Immersion Of Electrochemic	112	112	7.495	7.495
8456909000	Oth Mach Tool For Work Any Material By Other Operating Processes	9.614	9.614	347.105	347.105
8457100000	Machining Centres	104.091	104.091	1.299.403	1.299.403
8457200000	Unit Construction Machines (single-station)	30.915	30.915	84.771	84.771
8457300000	Multi-station Transfer Machines	1.947	1.947	64.738	64.738
8458110000	Horizontal Lathes, Numerically Controlled	115.980	115.980	2.532.840	2.532.840
8458190000	Horizontal Lathes,not Numerically Controlled	107.774	107.774	958.123	958.123
8458910000	Other Lathes,numerically Controlled	54.739	54.739	1.372.995	1.372.995
8458990000	Other Lathes,not Numerically Controlled	212.503	212.503	4.964.652	4.964.652
8459101000	Way-type Unit Head Machines Electrically Operated	122	122	18.991	18.991
8459210000	Dilling Machines, Numerically Controlled	86.127	86.127	1.166.139	1.166.139
8459291000	Dilling Machines, Electrically Operated	61.930	61.930	1.612.012	1.612.012
8459292000	Dilling Machines, Not Electrically Operated	4.049	4.049	10.724	10.724
8459310000	Boring-milling Machines, Numerically Controlled	14.000	14.000	16.779	16.779
8459391000	Oth Boring-milling Machines, Electrical Operated	71.988	71.988	172.149	172.149
8459401000	Oth Boring Machines, Electrically Operated	20.252	20.252	64.028	64.028
8459402000	Oth Boring Machines, Not Electrically Operated	2.244	2.244	9.525	9.525
8459510000	Milling Machines, Knee-type, Numerically Controlled	421	421	3.828	3.828
8459591000	Oth Milling Machines, Knee-type, Electrically Operated	9.957	9.957	21.097	21.097
8459592000	Oth Milling Machines, Knee-type, Not Electrically Operated	209	209	47	47
8459610000	Other Milling Machines, Numerically Controlled	15.839	15.839	312.405	312.405
8459691000	Other Milling Machines, Not Nmrclly Controlled, Electrically Operated	188.000	188.000	3.958.651	3.958.651
8459692000	Other Milling Machines, Not Nmrclly Controlled, Not Electrically Operated	4.394	4.394	35.582	35.582
8459701000	Threading/tapping Machines, Electrically Operated	214.311	214.311	718.145	718.145
8460110000	Flat-surface Grinding Mach,an Accuracy Of At Least 0.01 Mm,numeric	1.508	1.508	12.870	12.870
8460191000	Oth Flat-surface Grinding Mach, Accuracy Of At Least 0.01 Mm, Electric	36.535	36.535	195.449	195.449
8460192000	Oth Flat-surface Grinding Mach, Accuracy Of At Least 0.01 Mm, Not Elect	6.514	6.514	42.801	42.801
8460210000	Other Grinding Mach,an Accuracy Of At Least 0.01 Mm,numerically Controlled	7.990	7.990	183.415	183.415
8460291000	Other Grinding Mach,an Accuracy Of At Least 0.01 Mm, Electrically Operated	28.682	28.682	1.039.162	1.039.162
8460292000	Other Grinding Mach,an Accuracy Of At Least 0.01 Mm, Not Electric Operated	7.418	7.418	249.548	249.548

I.3. IMPOR MENURUT KOMODITI / IMPORT BY HS COMMODITY

*** JANUARI / JANUARY 2009 ***

HS	Uraian Komoditi Commodity Description	Berat Bersih / Net Weight (Kg)		Nilai / Value C.I.F (US\$)	
		Bulan ini Current Month	Kumulatif Cum.Jan. to date	Bulan ini Current Month	Kumulatif Cum.Jan. to date
8460311000	Machine Tools, Numeric Controlled, For Sharpen Carbide Diamet <= 3.175 Mm	3	3	21.833	21.833
8460319000	Oth Sharpening (tool/cutter Grinding) Machines, numerically Controlled	22.885	22.885	203.634	203.634
8460391000	Oth Sharpening (tool/cutter Grinding) Machines, Electrically Operated	3.953	3.953	18.130	18.130
8460392000	Oth Sharpening (tool/cutter Grinding) Machines, Not Electrically Operated	204	204	3.143	3.143
8460401000	Honing/lapping Mach, electrically Operated	20.137	20.137	1.187.526	1.187.526
8460402000	Honing/lapping Mach, Not Electrically Operated	1.336	1.336	4.272	4.272
8460901000	Oth Mach-tools For Deburring, abrasives/ Polishing Products, Electric Operat	10.283	10.283	62.674	62.674
8460902000	Oth Mach-tools For Deburring, abrasives/ Polishing Products, not Electric Operat	2.855	2.855	5.491	5.491
8461201000	Shaping/slotting Machines, electrically Operated	88.133	88.133	941.533	941.533
8461202000	Shaping/slotting Mach, not Electrically Operated	6.128	6.128	19.647	19.647
8461301000	Broaching Mach, electrically Operated	6.002	6.002	241.261	241.261
8461401000	Gear Cutting, gear Grinding/gear Finishing Mach, Electric Operated	24.613	24.613	68.752	68.752
8461402000	Gear Cutting, gear Grinding/gear Finishing Mach, Not Electric Operated	14	14	195	195
8461501000	Sawing/cutting-off Machines, Electrically Operated	77.451	77.451	1.013.151	1.013.151
8461502000	Sawing/cutting-off Machines, Not Electrically Operated	10.798	10.798	31.219	31.219
8461901000	Oth Mach-tool For Planing/shaping/slotting By Cermets, Electrically Operated	52.086	52.086	1.212.086	1.212.086
8461909000	Oth Mach-tool For Planing/shaping/slotting By Cermets, Not Electrically Operated	19.535	19.535	169.600	169.600
8462101000	Forging/die-stamping Machines (including Pres) & Hammers, Electric	389.646	389.646	2.340.738	2.340.738
8462102000	Forging/die-stamping Machines (incl Pres) & hammers, not Electric	35.700	35.700	98.625	98.625
8462210000	Bend, fold, straighten/flattening Machine (incl Pres), numeric Control	65.673	65.673	375.844	375.844
8462291000	Bend, fold, straighten/flattening Machine (incl Pres), not Nmrnc Control, elect	97.301	97.301	1.043.484	1.043.484
8462292000	Bend, fold, straighten/flattening Machine (incl Pres), Not Nmrnc Control, not Elect	7.672	7.672	290.309	290.309
8462310000	Shearing Machine (incl Press), oth Than Combine Punching Mach, numeric	25.175	25.175	78.251	78.251
8462391000	Shearing Machine (incl Press), oth Than Bine Punching Mach, not Nmrnc	172.959	172.959	550.746	550.746
8462392000	Shearing Mach (incl Press), oth Than Bine Punch Mach, Not Nmrnc Control, not	14.466	14.466	84.509	84.509
8462410000	Punching/notching Mach, incl Comb Punch & Shearing Mach, numeric Control	75.660	75.660	179.350	179.350
8462491000	Punching/notching Mach, incl Comb Punch & Shearing Mach, not Numeric	48.922	48.922	683.922	683.922
8462492000	Punching/notching Mach, incl Comb Punch & Shear Mach, not Numrnc Cntrl, not	8	8	78	78
8462910000	Hydraulic Presses	131.776	131.776	878.398	878.398
8462991000	Mach For Manufac Of Boxes, cans & Similar Contain Of Tin Plate, Electrc.	37.717	37.717	411.098	411.098
8462995000	Oth Machine For Working Metal By Forging, hamming, electric Operated	78.272	78.272	516.973	516.973
8462996000	Oth Machine For Working Metal By Forging, hamming, not Electric Operated	18	18	332	332
8463101000	Draw-benches For Bars, tube, profile, wire, Or The Like, Electrically Operated	21.775	21.775	119.653	119.653
8463102000	Draw-benches For Bars, tube, profile, wire, Or The Like, Not Electrically Operated	1	1	223	223
8463201000	Thread Rolling Machines, Electrically Operated	4.710	4.710	17.170	17.170
8463301000	Machines For Working Wire, electrically Operated	122.857	122.857	1.229.160	1.229.160
8463302000	Machines For Working Wire, Not Electrically Operated	230	230	7.383	7.383
8463901000	Oth Mach Tool For Work Metal/cerments, Without Remove Material, elect	124.567	124.567	405.144	405.144
8463902000	Oth Mach Tool For Work Metal/cerments, Without Remove Material, not Elect	3.878	3.878	35.533	35.533
8464101000	Sawing Mach For Working Stone, ceramics Electrically Operated	4.099	4.099	22.046	22.046
8464201000	Grinding/polishing Machines, Electrically Operated	22.549	22.549	80.595	80.595
8464202000	Grinding/polishing Machines, Not Electrically Operated	717	717	4.180	4.180
8464901000	Oth Mach Tool For Work Stone, ceramics/ Like Mineral Material, elect Operated	81.191	81.191	1.022.832	1.022.832
8464902000	Oth Mach Tool For Work Stone, ceramics/ Like Mineral Material, not Elect	8.796	8.796	34.634	34.634
8465100000	Mach, Can Carryout Different Type Opera- Tion Without Tool Charge For Such	14.774	14.774	71.869	71.869
8465911000	Sawing Machines For Scoring Pcb/ Pwb's Electrically Operated	13.693	13.693	38.550	38.550
8465912000	Other Sawing Mach For Scoring Pcb/ Pwb's, Electrically Operated	83.612	83.612	189.365	189.365
8465919000	Other Sawing Mach For Scoring Pcb/ Pwb's, Not Electrically Operated	374	374	5.129	5.129
8465921000	Mach Tools For Routing Pcb/pwb's Substrates, shank Dmtr <=3.175 Mm	7.151	7.151	56.975	56.975
8465922000	Oth Planing, milling/moulding (by Cutting) Mach, electrically Operated	123.340	123.340	564.577	564.577
8465929000	Oth Planing, milling/moulding (by Cutting) machines, not Electric Operated	5.533	5.533	62.711	62.711
8465931000	Grinding, Sanding/polishing Machines, Electrically Operated	45.788	45.788	150.185	150.185
8465932000	Grinding, Sanding/polishing Machines, Not Electrically Operated	12.876	12.876	52.997	52.997
8465941000	Bending/assembling Machines, Electrically Operated	11.439	11.439	141.564	141.564
8465951000	Drilling Mach For Manufac Pcb/pwb's ,with A Spindle Speed > 50.000 Rpm	3.962	3.962	3.888	3.888
8465953000	Other Drilling/morticing Machines, Electrically Operated	3.076	3.076	14.608	14.608
8465959000	Other Drilling/morticing Machines, Not Electrically Operated	16.202	16.202	114.159	114.159
8465961000	Splitting, Slicing/paring Machines, Electrically Operated	75.309	75.309	1.286.640	1.286.640
8465993000	Lathes, Electrically Operated	20.387	20.387	39.566	39.566
8465995000	Oth Mach For Deburring Surfaces Of Pcb/ Pwb's, For Scoring Laminati Presses	6.419	6.419	53.076	53.076
8465996000	Other Mach-tools For Nailing, stapling, Glueing/otherwise Assemb, electric	192.182	192.182	397.131	397.131
8465999000	Other Mach-tools For Nailing, stapling, Glueing/otherwise Assemb, not Electric	127.711	127.711	2.208.648	2.208.648
8466101000	Tool Hold, self-open Dieheads For 8456.90	665	665	56.629	56.629
8466109000	Other Tool Holders & Self-opening Dieheads	11.340	11.340	465.252	465.252
8466201000	Work Holders For Sub 8456.99, 8460.31, 8465.91, 8465.92, 8465.95, 8465.99	4.840	4.840	34.292	34.292
8466209000	Work Holders For Other Machine	10.469	10.469	307.548	307.548
8466301000	Dividing Head, special Attach For 8456.90	159	159	6.490	6.490
8466309000	Dividing Heads & Other Special Attachments For Oth Machine-tools	9.350	9.350	135.870	135.870
8466910000	Parts&aces Suitable For Machine Of Heading 84.64	133.221	133.221	518.336	518.336
8466921000	Parts&aces Suitable For Mach Subhead 8465.92.10, 8465.95.10, 8465.99.50	15.737	15.737	35.266	35.266
8466929000	Parts & Acces Suitable For Mach Of Other Subheading 84.65	31.692	31.692	298.540	298.540
8466932000	Parts&aces Suitable For Mach Subhead 8456.90.10, 8456.90.20, 8460.31.10	911	911	18.357	18.357
8466939000	Parts&aces Suitable For Mach Of Other Headings 84.56 To 84.61	92.995	92.995	2.728.378	2.728.378
8466940000	Parts & Acces Suitable For Machine Other Headings 84.62 Or 84.63	100.559	100.559	1.712.669	1.712.669
8467110000	Tool For Work In The Hand, pneumatic, Rotary Type (incl Rotary Percussion)	4.732	4.732	93.034	93.034
8467190000	Tool For Working In The Hand, pneumatic, In Other Type	6.593	6.593	209.788	209.788
8467210000	Drills Of All Kinds With Self Contained Electric Motor	101.734	101.734	238.011	238.011
8467220000	Saws With Self Contained Electric Motor	23.888	23.888	53.577	53.577

I.3. IMPOR MENURUT KOMODITI / IMPORT BY HS COMMODITY
***** JANUARI / JANUARY 2009 *****

H S	Uraian Komoditi Commodity Description	Berat Bersih / Net Weight (Kg)		Nilai / Value C.I.F (US\$)	
		Bulan ini Current Month	Kumulatif Cum.Jan. to date	Bulan ini Current Month	Kumulatif Cum.Jan. to date
8467290000	Oth Tool For Working In The Hand, With Self-contained Electric Motor	335.388	335.388	747.106	747.106
8467810000	Chain Saws	66.817	66.817	254.852	254.852
8467890000	Oth Tool For Working In The Hand	53.633	53.633	511.731	511.731
8467911000	Part Of Chain Saw,of Elect-mechanic For Work In Hand,self-cont. Electric Motor	535	535	5.130	5.130
8467919000	Part Of Other Chain Saw	40.690	40.690	93.412	93.412
8467920000	Parts Of Pneumatic Tools	3.069	3.069	75.458	75.458
8467991000	Part Of Tool Of Subhead 8467.21, 8467.22 Or 8467.29	16.748	16.748	56.442	56.442
8467999000	Part Of Tool Of Of Oth Heading 8467	90.792	90.792	183.190	183.190
8468201000	Hand-operated Gas Welding, Brazing/ Cutting Appliances For Metal	4.690	4.690	24.756	24.756
8468209000	Other Gas-operated Machinery & Apparatus	149.055	149.055	2.894.206	2.894.206
8468800000	Other Machinery And Apparatus For Soldering, Brazing/welding	25.029	25.029	579.578	579.578
8468901100	Parts Of Goods Of Subheading 8468.10	1.298	1.298	1.762	1.762
8468901200	Parts Of Goods Of Subheading 8468.20.10	14.176	14.176	47.697	47.697
8468909000	Parts Of Other Heading 8468	16.914	16.914	138.765	138.765
8469009090	Other Typewrites	8.274	8.274	37.307	37.307
8470100000	Electronic Calculators, Cpble Of Operati Without An Extnl Source Electric Power	150.544	150.544	1.194.090	1.194.090
8470210000	Electronic Calculating Machines Incorporating A Printing Device	116	116	1.700	1.700
8470290000	Other Electronic Calculating Machines	8.475	8.475	93.468	93.468
8470300000	Other Calculating Machines	33.771	33.771	95.756	95.756
8470500000	Cash Registers	7.134	7.134	127.614	127.614
8470902000	Accounting Machines	393	393	3.340	3.340
8470909000	Machines For Pocket-size Data Record, Reproduc,display Mach With Calculat	1.247	1.247	26.282	26.282
8471301000	Handheld Computer Incl Palmtop & Pdas	843	843	562.639	562.639
8471302000	Laptop Incl Notebooks	394.402	394.402	34.005.888	34.005.888
8471309000	Oth Portable Digital Automatic Data Proc Mach,weigh Not More Than 10 Kg	78.054	78.054	1.042.799	1.042.799
8471411000	Personal Computers Excl 8471.30 With At Least A Cpu And An Input/output	142.558	142.558	3.348.242	3.348.242
8471419000	Oth Automatic Data Processing Machines With At Least A Cpu And An	26.373	26.373	3.373.856	3.373.856
8471491000	Personal Computers Excl 8471.30 Presented In Form Of Systems	210.307	210.307	6.330.814	6.330.814
8471499000	Oth Automatic Data Processing Machines Presented In Form Of Systems	242.683	242.683	11.156.451	11.156.451
8471501000	Processing Units For Personal Computer Other Of Subhd 8471.41 Or 8471.49	46.322	46.322	2.190.238	2.190.238
8471509000	Oth Processing Units Other Of Subhd 8471.41 Or 8471.49	145.861	145.861	3.059.735	3.059.735
8471603000	Computer Keyboards	193.886	193.886	608.775	608.775
8471604000	X-ycoordinate Input Devices,including Mouse,light Pens,joystick,track Balls	145.553	145.553	598.236	598.236
8471605000	Plotters Whether Input/output Units Of Heading 84.71or Of Heading 90.17	3.788	3.788	26.657	26.657
8471609000	Other Input/output Units,whether/ Not Contain Storg Unitthe Same Housing	127.364	127.364	1.097.709	1.097.709
8471701000	Floppy Disk Drives	38.050	38.050	3.620.325	3.620.325
8471702000	Hard Disk Drives	226.157	226.157	2.299.135	2.299.135
8471703000	Tape Drives	946	946	132.642	132.642
8471704000	Optical Disk Drives,including Cd-rom Drives,dvd Drives & Cd-r Drives	159.105	159.105	9.657.255	9.657.255
8471705000	Proprietary Fmat Strge Device Includ Me- Dia Therefor F Automat. Dt	5.016	5.016	403.425	403.425
8471709100	Backup Management Systems	4.250	4.250	478.413	478.413
8471709900	Other Storage Units Of Automatic Data Processing Machine	21.882	21.882	559.169	559.169
8471801000	Control And Adaptor Units	37.334	37.334	749.381	749.381
8471807000	Sound Card And Video Card	30.440	30.440	292.887	292.887
8471809000	Other Units Of Automatic Data Processing Machines	102.936	102.936	6.701.817	6.701.817
8471901000	Bar Code Readers	7.067	7.067	141.885	141.885
8471902000	Optical Character Readers,document/ Image Scanners	26.919	26.919	362.272	362.272
8471909000	Other Units Automatic Data Processing Machines	82.151	82.151	657.920	657.920
8472101000	Duplicating Machines, Electrically Operated	409	409	14.110	14.110
8472301000	Machin For Sorting/folding Mail/for Inserting Mail In Envelopes,electric	25	25	4.277	4.277
8472901000	Automatic Teller Machines	16.256	16.256	238.095	238.095
8472902000	Electronic Fingerprint Identification System	1.312	1.312	24.804	24.804
8472903000	Other Office Machines,electrically Operated	7.280	7.280	121.964	121.964
8472909000	Other Office Machines,not Electrically Operated	9.443	9.443	68.683	68.683
8473101000	Printed Circuit Assemblies For Word- Processing	10.965	10.965	166.252	166.252
8473109000	Other Parts & Access Of The Mach Of Heading 84.69	10.359	10.359	439.783	439.783
8473210000	Parts & Access Electronic Calculating Mach Sub 8470.10, 8470.21/8470.29	1.265	1.265	44.717	44.717
8473290000	Parts & Access Of Other Machines Of Heading 84.70	944	944	1.002.588	1.002.588
8473301000	Assembled Printed Circuit Boards For Machines Of Heading 84.71	474.289	474.289	4.250.881	4.250.881
8473309000	Parts & Access Ofother Machines Of Heading 84.71	801.304	801.304	23.569.590	23.569.590
8473401100	Parts Including Printed Circuit Assemb For Machines Of Heading 84.72	10	10	950	950
8473401900	Other Parts&accessories Of The Mach Of Heading 84.72,for Electric Operate	8.476	8.476	127.931	127.931
8473402000	Other Parts&accessories Of The Mach Heading 84.72,for Non Electric Operate	366	366	454	454
8473501100	Parts&accessories Suitable For Use With Mach Of Heading 84.71,electric	22.089	22.089	203.493	203.493
8473501900	Parts&accessories Suitable For Use With Mach Head 84.69 & 84.72,electric	22.324	22.324	44.598	44.598
8474101000	Sorting,screening,separating/washing Machines, Electrically Operated	452.579	452.579	1.291.064	1.291.064
8474102000	Sorting,screening,separating/washing Machines, Not Electrically Operated	645	645	3.645	3.645
8474201100	Crushing/grinding Machines For Stone Electrically Operated	357.171	357.171	1.591.092	1.591.092
8474201900	Crushing/grinding Mach For Earth,ores Oth Mineral Substances,electric Operat	1.826.651	1.826.651	6.007.918	6.007.918
8474202100	Crushing/grinding Mach For Stone Not Electrically Operated	60.415	60.415	258.686	258.686
8474202900	Crushing/grinding Mach For Earth,ores Oth Mineral Substances,not Electric	973.491	973.491	4.074.327	4.074.327
8474311000	Concrete/mortar Mixers, Electrically Operated	33.151	33.151	141.681	141.681
8474312000	Concrete/mortar Mixers, Not Electrically Operated	32.494	32.494	25.318	25.318
8474321000	Mach For Mixing Mineral Substances With Bitumen,electrically Operated	2.643	2.643	24.311	24.311
8474322000	Mach For Mixing Mineral Substances With Bitumen,not Electrically Operated	14.885	14.885	77.012	77.012
8474391000	Other Mixing/kneading Machines Electrically Operated	19.217	19.217	779.168	779.168
8474392000	Other Mixing/kneading Machines Not Electrically Operated	1.743	1.743	23.164	23.164
8474801000	Mach For Agglomerating,shaping/mauld Solid Mineral Fuels,electric Operat	178.310	178.310	2.465.948	2.465.948

I.3. IMPOR MENURUT KOMODITI / IMPORT BY HS COMMODITY
***** JANUARI / JANUARY 2009 *****

HS	Uraian Komoditi Commodity Description	Berat Bersih / Net Weight (Kg)		Nilai / Value C.I.F (US\$)	
		Bulan ini Current Month	Kumulatif Cum.Jan. to date	Bulan ini Current Month	Kumulatif Cum.Jan. to date
8474802000	Mach For Agglomerating,shaping/mould Solid Mineral Fuels,not Elect. Operat	23.777	23.777	59.228	59.228
8474901000	Parts Of Mach For Heading 8474.10 To 8474.80 Of Electric Operated Machines	1.477.291	1.477.291	7.982.629	7.982.629
8474902000	Parts Of Mach For Heading 8474.10 To 8474.80 Of Not Electric Operat Mach	116.500	116.500	1.020.721	1.020.721
8475101000	Mach For Assembl Electric/electronic Lamps Tubes/valves,electric Operat	18.249	18.249	338.910	338.910
8475102000	Mach For Assembl Electric/electronic Lamps Tubes/valves,not Elect. Operated	7	7	560	560
8475210000	Machines For Making Optical Fibres And Preforms Thereof	6.327	6.327	181.483	181.483
8475290000	Other Machines For Manufacturing/ Hot Working Glass/glassware	8.430	8.430	222.471	222.471
8475901000	Parts Of Machine For Heading 8475.10 To 8475.29 Of Electric Operated	62.801	62.801	2.506.640	2.506.640
8475902000	Parts Of Machine For Heading 8475.10 To 8475.29 Of Not Elect. Operated	17.153	17.153	20.447	20.447
8476290000	Other Automatic Beverage-vending Machines	69.984	69.984	345.948	345.948
8476890000	Other Automatic Goods-vending Machines	21.614	21.614	200.289	200.289
8476901000	Parts Of Automatic Goods-vend Mach Incorpor Heating/refriger,elect.operat	58.820	58.820	813.691	813.691
8476909000	Parts Of Automatic Goods-vending Mach	56.219	56.219	530.696	530.696
8477101000	Injection-moulding Machines For Moulding Rubber	231.501	231.501	2.059.681	2.059.681
8477103100	P.v.c. Injection Moulding Machine	123.133	123.133	354.132	354.132
8477103900	Other Injection-moulding Machines For Moulding Plastics	81.292	81.292	93.244	93.244
8477201000	Extruders For Extruding Rubber	30.802	30.802	50.975	50.975
8477202000	Extruders For Extruding Plastics	500.399	500.399	7.755.029	7.755.029
8477300000	Blow Moulding Machines	127.249	127.249	2.428.115	2.428.115
8477401000	Vacuum Moulding & Other Thermo Forming For Moulding/forming Rubber	306.020	306.020	1.005.264	1.005.264
8477402000	Vacuum Moulding & Other Thermo Forming For Moulding/forming Plastics	21.520	21.520	206.292	206.292
8477510000	Mach For Mould/retread Pneumt Tyres, For Moulding/othwise Forming Inner	254.933	254.933	2.317.500	2.317.500
8477591000	Other Machine For Moulding/otherwise- Forming For Rubber	8.610	8.610	146.278	146.278
8477801000	Other Machinery For Rubber, Electrically Operated	538.865	538.865	5.782.117	5.782.117
8477802000	Other Mach For Rubber,not Electrically Operated	102.750	102.750	745.859	745.859
8477803900	Other Machinery For Plastics, Electrically Operated	14.541	14.541	93.931	93.931
8477804000	Other Machinery For Plastics, Not Electrically Operated	15.645	15.645	160.362	160.362
8477901000	Parts Of Electrically Operatd Mach For Working Rubber/products From Rubber	189.647	189.647	3.729.869	3.729.869
8477902000	Part Of Nonelectric Operatd Mach For Working Rubb/fr The Manuf Product Rubb	76.098	76.098	1.298.897	1.298.897
8477903200	Pars Of Lamination Presses Fr The Manuf Of Pcb/pwbs	40	40	2.968	2.968
8477903900	Oth Parts Not In 8477.90.31-32	25.425	25.425	315.320	315.320
8477904000	Part Of Non Elect.mach Fr Workig Plast /manuf Of Prodt Frm Plastic Material	70.326	70.326	565.045	565.045
8478101000	Machinery For Preparing/making Up Tobacco, Electrically Operated	296.955	296.955	7.046.131	7.046.131
8478901000	Part Of Cigar/cigarette Electrically Operated Mach	98.284	98.284	1.935.936	1.935.936
8478902000	Part Of Cigar/cigarette,non Electrically Operated Mach	40	40	14.589	14.589
8479101000	Machinery Fr Public Works,building/the Like Electrically Operated	60.582	60.582	135.864	135.864
8479102000	Machinery Fr Public Works,building/the Like Not Electrically Operated	4.678	4.678	66.609	66.609
8479201100	Machinery For Making Palm Oil Electrically Operated	639.795	639.795	3.689.223	3.689.223
8479201900	Machinery For Preparing Palm Oil Electrically Operated	11.415	11.415	243.994	243.994
8479202100	Machinery For Making Palm Oil Not Electrically Operated	35.208	35.208	1.114.157	1.114.157
8479202900	Machinery Forpreparing Palm Oil Not Electrically Operated	1.837	1.837	32.670	32.670
8479301000	Presses For The Manufacture Of Particle Board Electrically Operated	15.675	15.675	158.358	158.358
8479302000	Presses For The Manufacture Of Particle Board Not Electrically Operatd	6.235	6.235	6.159	6.159
8479401000	Rope/cable Making Mach, Electrically Operated	164.356	164.356	1.004.500	1.004.500
8479402000	Rope/cable Making Mach, Not Electrically Operated	7.181	7.181	49.555	49.555
8479500000	Industrial Robots, Not Elsewhere Specified/included	10.082	10.082	448.363	448.363
8479600000	Evaporative Air Coolers	83.677	83.677	483.257	483.257
8479811000	Oth Mach&mechanical Appliance For Treating Metal,electrically Operated	337.766	337.766	5.199.672	5.199.672
8479812000	Oth Mach&mechanical Appliance For Treating Mtl,nonelectrically Operated	73.476	73.476	400.954	400.954
8479821000	Mixing,kneading,crush,grind,screen, & Otherwise Machine,electrically Operated	580.672	580.672	3.258.260	3.258.260
8479822000	Mixing,kneading,crush,grind,screen, & Otherwise Machine,not Elect Operated	54.818	54.818	259.138	259.138
8479892000	Chemical Vapour Deposition App For Flat Panel Display Production	22.354	22.354	759.954	759.954
8479893000	Oth Apparatus, Electrically Operated	130.335	130.335	3.427.289	3.427.289
8479894000	Oth Apparatus,nonelectrically Operated	42.763	42.763	1.371.828	1.371.828
8479902000	Part Of Goods Of Subheading 8479.89.20	2.894	2.894	321.723	321.723
8479903000	Part Of Oth Electrically Operated Machines	177.762	177.762	2.309.858	2.309.858
8479904000	Part Of Nonelectrically Operated Machines	20.678	20.678	723.664	723.664
8480100000	Moulding Boxes For Metal Foundry	31.205	31.205	756.401	756.401
8480200000	Mould Bases	155.269	155.269	1.450.544	1.450.544
8480301000	Moulding Patterns, Of Copper	1.446	1.446	24.250	24.250
8480309000	Moulding Patterns, Of Other Material	268.484	268.484	1.907.098	1.907.098
8480410000	Moulds For Metal/metal Carbides Injection/compression Types	9.274	9.274	103.248	103.248
8480490000	Moulds For Metal/metal Carbides Not Injection/compression Types	121.107	121.107	1.686.063	1.686.063
8480500000	Moulds For Glass	20.692	20.692	604.758	604.758
8480600000	Moulds For Mineral Materials	211.039	211.039	1.243.837	1.243.837
8480710000	Moulds For Rubber,plastics, Injection/ Compression Type	432.300	432.300	6.912.198	6.912.198
8480790000	Mould For Rubber,plastics, Not Injection , Compression Type	100.542	100.542	3.203.094	3.203.094
8481101100	Pres-reduce Valve,iron/steel,manual Operate Sluice,5 Cm <=int Dia <40cm	17.954	17.954	162.797	162.797
8481101900	Pres-reduce Valve,iron/steel,automatic Operate Sluice,5 Cm<=int Dia <40cm	497.410	497.410	3.148.408	3.148.408
8481102000	Pressure-reducing Valves Of Copper/ Copper Alloys	12.717	12.717	114.240	114.240
8481109000	Pressure-reducing Valves Not Of Iron/ Steel,not Of Oth Metal,not Of Plastics	202.120	202.120	4.147.610	4.147.610
8481201000	Valve For Pneumatic Tran,manual Operate Sluice, 5 Cm<=internal	13.542	13.542	149.835	149.835
8481209000	Valves Not Of Iron/steel, Not Of Oth Metal,not Of Plastics	85.626	85.626	992.085	992.085
8481301000	Cast Iron Valve Of Swing Check-valve Type,40 <=inlets Internal Diamtr<600	74.017	74.017	626.825	626.825
8481302000	Check (nonreturn) Valve,copper/copper Alloy, Internal Diameter < 25 Mm	2.036	2.036	11.061	11.061
8481309000	Other Check (nonreturn) Valve	337.577	337.577	3.474.897	3.474.897
8481401000	Safety/relief Valves Of Iron/steel	64.026	64.026	427.062	427.062
8481409000	Oth Safety/relief Valves	174.418	174.418	4.060.328	4.060.328

I.3. IMPOR MENURUT KOMODITI / IMPORT BY HS COMMODITY

*** JANUARI / JANUARY 2009 ***

H S	Uraian Komoditi Commodity Description	Berat Bersih / Net Weight (Kg)		Nilai / Value C.I.F (US\$)	
		Bulan ini Current Month	Kumulatif Cum.Jan. to date	Bulan ini Current Month	Kumulatif Cum.Jan. to date
8481801100	Valves Fr Inner Tube Of Copper/copper Alloys	58.564	58.564	659.130	659.130
8481801200	Valves For Inner Tubes Of Oth Materials	1.927	1.927	14.690	14.690
8481801300	Valves For Tubeless Tyres Of Copper/ Copper Alloys	17	17	182	182
8481801400	Valves For Tubeless Tyres Of Oth Materials	1.672	1.672	80.274	80.274
8481802100	Lpg Cylinder Valves Having Inlet & Outlet Internal Diameters<=2.5cm	155.845	155.845	687.492	687.492
8481802200	Lpg Cylinder Valves Having Inlet & Outlet Internal Diameters>2.5cm	6.243	6.243	15.398	15.398
8481803000	Cocks/valves,whether/not Fitted With Piezo Electric Igniters For Gas Stove	166.335	166.335	885.775	885.775
8481804900	Oth Soda Water Bottle Valves:gas Operate Beer Dispensing Units	277.913	277.913	601.750	601.750
8481805100	Mixing Tapes And Valves,of Plastic, 1 Cm < Internal Diameter <= 2,5cm	15.856	15.856	11.290	11.290
8481805900	Others Mixing Tapes And Valves	182.247	182.247	490.854	490.854
8481806100	Water Pipeline Valve,manual Operate Sluice,5cm<inlet/outlet Int Diamtr>=40cm	34.227	34.227	32.520	32.520
8481806200	Cast Iron Gate Valve,inlet Diamtr>=4cm & Cast Iron Butterfly Valve,inlet	38.283	38.283	472.107	472.107
8481806300	Cast Iron Gate Valve,inlet Diamtr<4cm & Cast Iron Butterfly Valve,inlet Dia	208.773	208.773	1.423.740	1.423.740
8481806500	Other Hog Nipple Waterers	964	964	13.865	13.865
8481806600	Nipple Joint Valves,of Plastics, 1 Cm<= Internal Diameter < 2,5 Cm	171	171	251	251
8481806700	Other Nipple Joint Valves	18.992	18.992	131.086	131.086
8481807100	Ball Valves,of Plastics, 1 Cm <=internal Diameter < 2,5 Cm	51.815	51.815	773.737	773.737
8481807200	Other Ball Valves	451.633	451.633	7.683.174	7.683.174
8481807300	Gate Valve,manual Operate,of Iron/steel, 5cm<=inlet/outlet Internal	247.263	247.263	1.239.823	1.239.823
8481807400	Gate Valve,manual Operate,of Iron/steel, Inlet/outlet Internal Diamtr < 40cm	21.926	21.926	707.386	707.386
8481807600	Other Manifold Valves	98.426	98.426	658.607	658.607
8481808100	Pneumatic Control Valve,of Plastics, 1 Cm <=internal Diameter < 2,5 Cm	48	48	4.229	4.229
8481808200	Other Pneumatic Controlled Valve	8.835	8.835	99.784	99.784
8481808300	Oth Valve Of Plastic,inlet Diamtr>=1cm, Outlet Diamtr <= 2,5 Cm	259	259	510	510
8481808400	Oth Valve Of Plastic,inlet Diamtr>=1cm, Outlet Diamtr > 2,5 Cm	53	53	1.934	1.934
8481808500	Oth Valve Of Plastic,with Other Size Of Inlet/outlet Diameter	75.706	75.706	1.447.225	1.447.225
8481808600	Other Valve Of Stainless Steel/nickle, Manual Operate,weighting < 3 Kg	49.030	49.030	304.525	304.525
8481809100	Ball Valves	23.790	23.790	258.053	258.053
8481809900	Other Valves And Similar Appliances For Pipes	494.980	494.980	11.961.975	11.961.975
8481901000	Parts Of Housing For Sluice/ Gate Valves	3.941	3.941	224.543	224.543
8481902100	Bodies, For Water Taps	9.693	9.693	40.138	40.138
8481902300	Others Bodies For Taps, Cocks, Valves, And Similar Appliances	27.883	27.883	315.224	315.224
8481902900	Others Parts For Taps, Cocks, Valves, & Similar Appliance Of Int. Dimtr =<	115.430	115.430	1.235.540	1.235.540
8481903000	Valve Bodies/stems Of Inner Tube/ Tubeless Tyres Valves	29.046	29.046	292.677	292.677
8481904000	Valve Cores Of Inner Tube Valves/ Tubeless Tyres Valves	1	1	110	110
8481909000	Others Parts For Taps, Cocks, Valves, And Similar Appliances	157.054	157.054	2.104.180	2.104.180
8482100000	Ball Bearings	859.190	859.190	9.548.178	9.548.178
8482200000	Tapered Roller Bearings,including Cone&tapered Roller Assemblies	109.547	109.547	1.936.178	1.936.178
8482300000	Spherical Roller Bearings	117.713	117.713	597.116	597.116
8482400000	Needle Roller Bearings	21.258	21.258	604.808	604.808
8482500000	Oth Cylindrical Roller Bearings	88.207	88.207	1.690.730	1.690.730
8482800000	Oth,including Combined Ball/roller Bearings	660.340	660.340	4.295.506	4.295.506
8482910000	Balls, Needles And Rollers	47.784	47.784	737.509	737.509
8482990000	Other Parts Of Ball And Roller Bearings	274.475	274.475	1.991.657	1.991.657
8483101000	Transmission Shafts For Earth Moving Machinery	42.700	42.700	554.364	554.364
8483102100	Transmissi Shafts For Enginesf Venicle Head 87.01exc 8701.10/8701.90	1.126	1.126	30.936	30.936
8483102200	Transmission Shafts For Engines Of Vehicles Of Subhead 8701.10/8701.90	31	31	1.620	1.620
8483102300	Transmission Shafts For Engines Of Vehicles Of Heading 87.11	252.193	252.193	4.650.672	4.650.672
8483102400	Transmission Shafts For Engines Of Oth Vehicles Of Chapter 87	973.177	973.177	8.864.811	8.864.811
8483103100	Transmission Shafts For Marine Propul- Sion Engines Of An Output<=22.38 Kw	257	257	760	760
8483103900	Transmission Shafts For Marine Propul- Sion Engines Of An Output>22.38 Kw	62.355	62.355	880.218	880.218
8483109000	Oth Transmission Shafts	278.200	278.200	5.424.983	5.424.983
8483201000	Bearing Housing Incorporating For Earth Moving Machinery	34.272	34.272	115.232	115.232
8483209000	Bearing Housing Incorporating Not For Earth Moving Machinery&motor Vehicle	50.121	50.121	1.150.147	1.150.147
8483301000	Bearing Housing Not Incorporating For Earth Moving Machinery	43.751	43.751	539.575	539.575
8483309000	Bearing Housing Not Incorporat Not For Earth Moving Machinery&motor Vehicle	320.792	320.792	1.874.760	1.874.760
8483401100	Gear&gearing For Engines Of Vehicles Of Head 87.01exc Subhead 8701.10/90	63.717	63.717	683.636	683.636
8483401300	Gear&gearing For Engines Of Vehicles Of Heading 87.11	224.017	224.017	3.975.404	3.975.404
8483401400	Gear&gearing For Engines Of Oth Vehicles Of Chapter 87	319.276	319.276	6.747.447	6.747.447
8483402100	Gear&gearing For Marine Propulsion Engines Of An Output<=22.38 Kw	18.700	18.700	138.208	138.208
8483402900	Gear&gearing For Marine Propulsion Engines Of An Output>22.38 Kw	350.131	350.131	4.646.824	4.646.824
8483403000	Gear&gearing For The Engines Of Earth Moving Machinery	54.830	54.830	1.082.000	1.082.000
8483409000	Gears And Gearing For Oth Engines	739.949	739.949	10.226.561	10.226.561
8483500000	Flywheels&pulleys,including Pulley Blocks	337.483	337.483	2.120.235	2.120.235
8483600000	Clutches&shaft Couplings(including Universal Joint)	400.298	400.298	4.725.278	4.725.278
8483901100	Parts Of 8783.10 For Pedestrian Control Tractors Of Subheading 8701.10	43.223	43.223	232.650	232.650
8483901300	Parts Of 8783.10 For Oth Tractors Of Heading 87.01	1.879	1.879	49.785	49.785
8483901400	Parts Of 8783.10 For Goods Of Heading 87.11	73.909	73.909	588.807	588.807
8483901500	Parts Of 8783.10 For Oth Goods Of Chapter 87	38.526	38.526	655.672	655.672
8483901900	Parts Of 8783.10 For Oth	16.011	16.011	256.340	256.340
8483909100	Oth Toothed Wheels For Pedestrian Controlled Tractors Of Subhead8701.10	787	787	12.464	12.464
8483909300	Oth Toothed Wheels For Oth Tractors Of Heading 87.01	1	1	6	6
8483909400	Oth Toothed Wheels For Goods Of Heading 87.11	78.056	78.056	889.279	889.279
8483909500	Oth Toothed Wheels For Oth Goods Of Chapter 87	65.729	65.729	1.133.255	1.133.255
8483909900	Oth Toothed Wheels For Others	132.639	132.639	892.423	892.423
8484100000	Gaskets&similar Joint Metal Sheeting Comb With Oth Material/2 More Laysr	173.759	173.759	2.452.776	2.452.776
8484200000	Mechanical Seal	56.533	56.533	826.568	826.568
8484900000	Sets/assortments Of Gaskets&similar Joints	79.570	79.570	1.995.005	1.995.005

I.3. IMPOR MENURUT KOMODITI / IMPORT BY HS COMMODITY

*** JANUARI / JANUARY 2009 ***

H S	Uraian Komoditi Commodity Description	Berat Bersih / Net Weight (Kg)		Nilai / Value C.I.F (US\$)	
		Bulan ini Current Month	Kumulatif Cum.Jan. to date	Bulan ini Current Month	Kumulatif Cum.Jan. to date
8486101000	Apparatus For Rapid Heating Of Semiconductor Wafers	23	23	336	336
8486102000	Spin Dryers For Semiconductor Wafer Processing	1	1	37	37
8486105000	Grinding, Polishing,lapping Machines For Proces. Of Semiconductor Wafers	370	370	10.326	10.326
8486106000	Apparatus For Growing/pulling Monocrystal Semiconductor Boules	169	169	12.046	12.046
8486109000	Oth Machines&apparatus For The Manufact Of Boules/wafers	50	50	2.730	2.730
8486201300	Physical Deposition App. By Sputtering On Semicond Wafer, For Semicond	26	26	982	982
8486201900	Other Film Formation Equipment	4	4	551	551
8486203100	Deflash Mach, Spraying Appliance For Etching,stripping,cleaning Semicon	816	816	41.256	41.256
8486203900	Other Etching And Stripping Equipment	2.387	2.387	123.774	123.774
8486204900	Other Lithography Equipment	15	15	703	703
8486209100	Lasercutters For Cut Contact. Tracks In Semiconductor Production By Laser	350	350	2.510	2.510
8486209200	Mach. For Bend, Fold And Straightening Semiconductor Leads	381	381	55.370	55.370
8486209900	Other Mach. & Apprts For The Mnfact Of Semicon. Devices/of Elect Integ.	54	54	6.803	6.803
8486301000	App. For Dry Etch Pattern On Flat Panel Display Substrates	950	950	14.610	14.610
8486402000	Die Attach App, Auto-tape/wire Bonders, Auto-mach.trans/handle/storage,wafer	36	36	104	104
8486403000	Moulds For Manufact. Of Semiconductor Devices	577	577	3.284	3.284
8486409000	Other Machines And Apparatus Specified In Note 9(c) To This Chapter	15	15	1.070	1.070
8486901100	Parts And Accessories Of App For Rapid Heating Of Semiconductor Wafer	97	97	562	562
8486901200	Parts & Accessories Of Spin Dryers For Semiconductor Wafer Prosesing	3	3	25	25
8486901300	Parts&accessories Of Mach. For Prod.semi Con Wafers By	49	49	1.167	1.167
8486901500	Oth Parts, Access.of Mach. For Sawing M-crystal S-boule To Slice/wafer To	2.138	2.138	60.392	60.392
8486901600	Parts & Access.of Grind, Polish, Lap Mach For Processing Of Semicon. Wafers	4	4	1.725	1.725
8486901900	Oth Parts, Access.of Mach. And App. For The Manufact. Of Boules/wafers	56	56	6.444	6.444
8486902500	Oth Parts & Access. Of Spray For Etch, Strip,clean,dev S-wafer,dry-etch Pattern	86.842	86.842	166.109	166.109
8486902600	Tool Holder/self-open Diehead,of Dicing Mach Laser Cutters,fold, strightn S-lead	71	71	5.596	5.596
8486903100	Part & Access Of App For Dry Etching Pattern Of Flat Panel Display Substrates	2	2	201	201
8486903300	Oth. Part&access Of App For Wet Etching Develepe, Strip/clean Flat Panel	214	214	10.047	10.047
8486904200	Part&access Of Die Attach App, Auto-tape /wire Bonder, Encapsul Equip For	381	381	9.197	9.197
8486904900	Part And Acces Of Other Mach & App Specified In Note 9(c) To This Chapter	1.451	1.451	32.013	32.013
8487100000	Ships/boats Propellers And Blades	526.265	526.265	3.194.756	3.194.756
8487900010	Oil Seal Rings	94.434	94.434	748.376	748.376
8487900090	Oth Mach. Parts, Not Cont. Electric Con- Nector,insulator,coil, Oth Elec.features	304.395	304.395	1.336.134	1.336.134
8501101100	Stepper Dc Motors Of An Output =<37.5w	15.388	15.388	477.002	477.002
8501101200	Spindle Dc Motors Of An Output =<37.5w	10.380	10.380	257.662	257.662
8501101900	Others Dc Motors Of An Output =<37.5w	199.109	199.109	1.015.415	1.015.415
8501109100	Stepper Universal (ac/dc) Motors Of An Output =<37.5w	6.763	6.763	237.378	237.378
8501109200	Spindle Universal (ac/dc) Motors Of An Output =<37.5w	17.499	17.499	979.910	979.910
8501109900	Others Universal (ac/dc) Motors Of An Output =<37.5w	152.575	152.575	1.805.702	1.805.702
8501201900	Universal (ac/dc) Motors Of An Output >37.5 W And <= 746 W	148.797	148.797	193.780	193.780
8501202000	Universal (ac/dc) Motors Of An Output>1 Kw	45.082	45.082	289.980	289.980
8501311000	Dc Motors An Output =< 750 W	137.452	137.452	1.324.719	1.324.719
8501312000	Dc Generators An Output =< 750 W	73.855	73.855	399.122	399.122
8501320000	Dc Motors/dc Generator An Output > 750w And <= 75 Kw	228.453	228.453	288.851	288.851
8501330000	Dc Motors/dc Generator An Output >75 Kw And <= 375 Kw	26.732	26.732	165.576	165.576
8501340000	Dc Motors/dc Generator An Output > 375kw	7.623	7.623	131.913	131.913
8501401000	Oth Ac Motors, Single-phase Of An Output <=1kw	99.558	99.558	285.760	285.760
8501402000	Oth Ac Motors, Single-phase Of An Output >1kw	161.582	161.582	354.475	354.475
8501510000	Oth Ac Motors, Multi-phase Of An Output <=750 W	215.386	215.386	811.644	811.644
8501521000	Oth Ac Motors, Multi-phase Of An Output > 750w And <=1kw	74.076	74.076	269.158	269.158
8501522000	Oth Ac Motors, Multi-phase Of An Output > 1 Kw And <= 37.5 Kw	558.334	558.334	1.487.866	1.487.866
8501523000	Oth Ac Motors, Multi-phase Of An Output > 37.5 Kw And <= 750 Kw	116.646	116.646	515.860	515.860
8501530000	Oth Ac Motors,multi-phase Of An Output >75kw	186.781	186.781	1.085.571	1.085.571
8501611000	Ac Generator Of An Output <=12.5 Kva	125.676	125.676	152.552	152.552
8501612000	Ac Generator Of An Output > 12.5 Kva & <=75kva	131.647	131.647	535.422	535.422
8501621000	Ac Generator Of An Output > 75 Kva & <= 150 Kva	67.982	67.982	108.661	108.661
8501629000	Ac Generator Of An Output > 150 Kva & <= 375 Kva	19.332	19.332	43.843	43.843
8501630000	Ac Generator Of An Output > 375 Kva & <=750kva	3.766	3.766	17.944	17.944
8501640000	Ac Generator Of An Output > 750 Kva	385.629	385.629	8.754.908	8.754.908
8502110000	Generat Sets With Compression Ignition Intern Combust Piston Output <=75 Kva	354.972	354.972	1.642.826	1.642.826
8502121000	Generating Sets With Spark-ignit Intern Combust Pist Output >75kva &	46.777	46.777	243.426	243.426
8502129000	Generating Sets With Spark-ignit Intern Combust Pist Output >125kva &	164.709	164.709	798.639	798.639
8502131000	Generating Sets With Spark-ignit Intern Combust Pist Output > 12500 Kva	558.269	558.269	17.527.495	17.527.495
8502139000	Generating Sets With Spark-ignit Intern Combust Pist Output >375kva & <=12500	492.891	492.891	6.276.652	6.276.652
8502201000	Generating Sets With Spark-ignit Intern Combust Piston Output <=75 Kva	441.318	441.318	553.912	553.912
8502202000	Generating Sets With Spark-ignit Intern Combust Piston Output >75kva &	55.675	55.675	66.326	66.326
8502203000	Generat Sets With Spark-ignition Intrn Combust Piston Outp>100kva &	99.440	99.440	1.998.061	1.998.061
8502204100	Generating Sets With Spark-ignit Intern Combust Piston Output >12500 Kva	11.500	11.500	123.172	123.172
8502204900	Generating Sets With Spark-ignit Intern Combust Piston Output>10000kva &	16.339	16.339	65.002	65.002
8502391000	Oth Generating Sets Not Wind-powered Of An Output <=10 Kva	38.621	38.621	81.916	81.916
8502392000	Oth Generating Sets Not Wind-powered Of An 10 Kva<output<=10,000 Kva	91.132	91.132	1.752.612	1.752.612
8502393900	Oth Generating Sets Not Wind-powered Of An Output > 10,000 Kva & <=12,500	21.645	21.645	576.965	576.965
8502400000	Electric Rotary Converters	3.340	3.340	59.762	59.762
8503001100	Stators For Ceiling Fans For Generators Of An Output <= 10000 Kw	3.345	3.345	545.697	545.697
8503001200	Parts Of Motors For Generators Of An Output <=1.5 Kw & >75kw	10.102	10.102	152.290	152.290
8503001300	Parts Of Motors For Generators Of An Output >1.5 Kw & <=75kw	13.143	13.143	93.300	93.300
8503009000	Parts Of Motors For Generators Of An Output >75 Kw & <= 10000 Kw	886.135	886.135	10.686.805	10.686.805
8504100000	Ballasts, For Discharge Lamps/tubes	376.526	376.526	2.267.145	2.267.145
8504211000	Step-voltage Regulators;instrument Tranformer With A Power Handl	76.910	76.910	126.614	126.614

I.3. IMPOR MENURUT KOMODITI / IMPORT BY HS COMMODITY

*** JANUARI / JANUARY 2009 ***

H S	Uraian Komoditi Commodity Description	Berat Bersih / Net Weight (Kg)		Nilai / Value C.I.F (US\$)	
		Bulan ini Current Month	Kumulatif Cum.Jan. to date	Bulan ini Current Month	Kumulatif Cum.Jan. to date
8504219100	Liquid Dielect Transformer With Handling Cap>5kva & <=10kva, Side	3.327	3.327	45.453	45.453
8504219900	Liquid Dielect Transformer With Handling Cap>5kva & <=10kva, Side Voltage	35.768	35.768	236.420	236.420
8504221900	Step-voltage Regulator Of A High Side Voltage Of <66,000 Volts	10.407	10.407	122.612	122.612
8504229100	Liquid Dielect Transformer, Side Voltage >=66 Kv, Handl Cap >650 Kva &	4	4	770	770
8504229900	Liquid Dielect Transformer, Side Voltage < 66 Kv, Handl Cap >650 Kva &	32.952	32.952	233.287	233.287
8504231000	Liquid Dielectric Transformers, Power Handl Cap > 10000kva & <= 15000kva	1.529	1.529	8.513	8.513
8504232900	Liquid Dielectric Transformers, Power Handl Cap > 20000kva	534.095	534.095	6.004.879	6.004.879
8504311000	Instrum. Potential Transformer, Power Handling Capacity <= 1 Kva	5.113	5.113	93.778	93.778
8504312000	Instrum. Current Transformer With Power Handling Capacity <= 1 Kva	84.828	84.828	1.129.022	1.129.022
8504313000	Flyback Transformer, Power Handling Capacity < 1 Kva	29.888	29.888	194.487	194.487
8504314000	Intermediate Frequency Transformer, Power Handling Capacity <= 1 Kva	5.150	5.150	137.441	137.441
8504315000	Step Up/down Transformer,slide Regulator Handling Capacity <= 1 Kva	67.188	67.188	915.890	915.890
8504319000	Oth Transformer Having Power Handling Capacity <= 1kva	199.907	199.907	5.935.412	5.935.412
8504321100	Matching Transformers, Power Handling Capacity > 1 Kva And <= 5 Kva	2.631	2.631	35.087	35.087
8504321900	Oth Instrument Transformator, Power Handling Capacity > 1 Kva And <= 5 Kva	832	832	2.229	2.229
8504322000	Instrmt Used With Toys,scale Models Or Similar Recreational Models	1	1	524	524
8504324100	Matching Transformers, Power Handling Capacity > 5 Kva And <= 10 Kva	407	407	8.363	8.363
8504324900	Oth Instrument Transformator, Power Capacity > 5 Kva And <= 10 Kva	16	16	23	23
8504325100	Matching Transformers, Power Handling Capacity > 10 Kva And <= 16 Kva	153	153	3.453	3.453
8504325900	Oth Instrument Transformator, Power Capacity > 10 Kva And <= 16 Kva	9.528	9.528	110.952	110.952
8504331100	Matching Transform.side Voltage >= 66kv & Power Cap. > 16 Kva And <= 500	2.119	2.119	18.838	18.838
8504331900	Oth Instrum Transform.side Voltage>=66kv & Power Cap. > 16 Kva And <= 500	235	235	7.386	7.386
8504339100	Matching Transform. Side Voltage < 66kv & Power Cap. > 16 Kva And <= 500	254	254	7.072	7.072
8504339900	Oth Instrum Transform. Side Voltage<66kv & Power Cap. > 16 Kva And <= 500	2.662	2.662	25.883	25.883
8504341200	Oth Instrum Transform.side Voltage>=66kv Power Cap >10000 Kva & <=15000	8.819	8.819	5.512	5.512
8504341400	Oth Instrum Transform. Side Voltage<66kv Power Cap >10000 Kva & <=15000	62.361	62.361	1.077.075	1.077.075
8504342900	Oth Instrument Transform. With Power Handling Capacity >15000 Kva	164.764	164.764	2.071.194	2.071.194
8504401100	Uninterrupted Power Supplies (ups)	596.479	596.479	4.667.282	4.667.282
8504401900	Other Static Converter For Automatic Data Processing Machines	126.682	126.682	9.980.176	9.980.176
8504402000	Battery Chargers Having A Rating>100 Kva	23.670	23.670	217.563	217.563
8504403000	Other Rectifiers	87.247	87.247	2.231.777	2.231.777
8504404000	Inverters	33.883	33.883	501.446	501.446
8504409000	Other Static Converter	338.230	338.230	4.301.703	4.301.703
8504501000	Inductors For Power Supply For Automatic Data Process Mach&unit	75.553	75.553	522.916	522.916
8504502000	Chip Type Fixed Inductors	6.231	6.231	238.338	238.338
8504509100	Other Inductors, With Power Handling Capacity > 2500 Kva And <= 10000 Kva	8.822	8.822	327.606	327.606
8504509200	Other Inductors Having A Power Handling Capacity > 10000 Kva	2.113	2.113	47.984	47.984
8504901000	Parts Of Goods Of Subheading 8504.10	3.258	3.258	49.843	49.843
8504902000	Parts Of Printed Circuit Assmb Good Sub 8504.40.11,8504.40.19,8504.50.11	574	574	6.822	6.822
8504903100	Radiator Panel,flat Tube Radiator Assemb For Distrib&power Transformer	12.542	12.542	196.468	196.468
8504903900	Oth Part Of Electrical Transformers Of A Capacity <= 10,000 Kva	53.798	53.798	270.970	270.970
8504904100	Radiator Panel,flat Tube Radiator Assemb For Distrib&power Transformer	600	600	7.270	7.270
8504904900	Oth Part Of Electrical Transformers Of A Capacity > 10,000 Kva	1.085	1.085	17.140	17.140
8504905000	Other, For Inductors Of Capacity <= 2500 Kva	2.214	2.214	116.958	116.958
8504909000	Parts Of Goods Of Heading 8504 Oth Than Subheading 8504.10.	189.738	189.738	1.615.393	1.615.393
8505110000	Permanent Magnet Of Metal	33.348	33.348	447.134	447.134
8505190000	Permanent Magnet Not Of Metal	191.866	191.866	1.817.934	1.817.934
8505200000	Electro Magnetic Couplings, Clutches And Brakes	25.376	25.376	220.501	220.501
8505901000	Electro Magnetic/permanent Magnet Chucks,clamps&similar Holdg Devices	18.951	18.951	260.022	260.022
8505902000	Parts Of Goods Of Subheading 8505.20	1.005	1.005	18.343	18.343
8505909000	Oth Non-permanent Magnet	48.752	48.752	498.846	498.846
8506101000	Manganese Dioxide Having External Volume <=300 Cm Of Primary	14.851	14.851	92.474	92.474
8506109000	Manganese Dioxide Having External Volume > 300 Cm Of Primary	226.264	226.264	1.199.203	1.199.203
8506300000	Mercuric Oxide Of Primary Cell/batteries	785	785	1.445	1.445
8506500000	Lithium Of Primary Cell/batteries	32.545	32.545	253.930	253.930
8506600000	Air-zinc Of Primary Cell/batteries	319	319	1.331	1.331
8506801000	Zinc Carbon, Having An External Volume <=300 Cm Of Primary Cell/batteries	18.954	18.954	93.427	93.427
8506802000	Zinc Carbon, Having An External Volume > 300 Cm Of Primary Cell/batteries	1.456	1.456	16.074	16.074
8506809000	Other Primary Cell/batteries	321.216	321.216	5.316.676	5.316.676
8506900000	Parts Of Primary Cells/batteries	214.163	214.163	2.397.558	2.397.558
8507101000	Lead-acid, For Starting Piston Engine Of A Kind Used For Aircraft	136	136	3.214	3.214
8507109000	Lead-acid, For Starting Piston Engine Of A Kind Used Not For Aircraft	266.483	266.483	895.242	895.242
8507209000	Oth Lead-acid Accumulator Of A Kind Used Not For Aircraft	679.962	679.962	2.337.669	2.337.669
8507300000	Nickel-cadmium Of Electric Accumulators Including Separator Therefor	26.528	26.528	103.875	103.875
8507801100	Lithium Ion Accumulators Of A Kind Used For Laptop (incl. Notebook,	8.458	8.458	132.641	132.641
8507801900	Other Lithium Ion Accumulators	7.665	7.665	107.679	107.679
8507809000	Other Accumulator	156.184	156.184	1.759.163	1.759.163
8507901100	Plate Of Goods Of Subheading 85.07.90 8507.10	9	9	18	18
8507901900	Plates For Other Accumulators	10.902	10.902	86.710	86.710
8507909200	Battery Separators In Sheets, Rolls/cut To Size Of Materials Oth Than Pvc	36.885	36.885	207.741	207.741
8507909900	Part Of Good Of Heading 8507.10 Oth Than Subheading 8504.10.90	24.666	24.666	303.362	303.362
8508110000	Vacuum Cleaner With Self-contained Elect A Power < 1,500 W & A Dust Bag <	18.962	18.962	191.625	191.625
8508190000	Oth Vacuum Cleaners With Self-contained Electric	45.270	45.270	302.994	302.994
8508600000	Other Vacuum Cleaners	8.320	8.320	57.806	57.806
8508700010	Part Of Vacuum Cleaner For Domestic Use	3.247	3.247	41.308	41.308
8508700090	Part Of Vacuum Cleaner Other Than Domestic Use	311	311	5.617	5.617
8509400000	Food Grinder&mixer,fruit/vegetable Juice Extract With Self-contained Elect	213.397	213.397	1.024.194	1.024.194
8509801000	Floor Polishers With Self-contained Electric Motor	10.507	10.507	40.826	40.826

I.3. IMPOR MENURUT KOMODITI / IMPORT BY HS COMMODITY
***** JANUARI / JANUARY 2009 *****

HS	Uraian Komoditi Commodity Description	Berat Bersih / Net Weight (Kg)		Nilai / Value C.I.F (US\$)	
		Bulan ini Current Month	Kumulatif Cum.Jan. to date	Bulan ini Current Month	Kumulatif Cum.Jan. to date
8509809000	Oth Electro-mechanic Domestic Appliances With Self-contained Electric Motor	73.471	73.471	1.322.036	1.322.036
8509901000	Part Of Goods Of Subheading 8509.80.10	1.330	1.330	4.637	4.637
8509902000	Part Of Goods Of Subheading 8509.40.10 Or 8509.80.90	303.135	303.135	286.454	286.454
8510100000	Shavers, With Self-contained Electric Motor	3.229	3.229	91.251	91.251
8510200000	Hair Clippers, With Self-contained Electric Motor	4.338	4.338	10.738	10.738
8510300000	Hair-removing Appliances, With Self-contained Electric Motor	128	128	1.282	1.282
8510900000	Parts Of Shavers, With Self-contained Electric Motor	18.167	18.167	469.040	469.040
8511101000	Sparking Plugs Suitable For Aircraft Engines	6.428	6.428	356.301	356.301
8511109000	Other Sparking Plugs	106.677	106.677	616.647	616.647
8511200000	Ignition Magnetos, Magneto-dynamos, Magnetic Flywheels	33.478	33.478	267.155	267.155
8511302000	Unassembled Distributors/ignition Coil Excluding Those For Aircraft Engines	9.280	9.280	215.254	215.254
8511309000	Other Distributors; Ignition Coils	143.012	143.012	2.133.756	2.133.756
8511401000	Starter Motors & Dual Purpose Starter- Generators For Aircraft Engines	5.105	5.105	132.247	132.247
8511402000	Other Unassembled Starter Motors	8.556	8.556	68.523	68.523
8511403000	Starter Motors For Vehicles Of Heading 87.01 To 87.05	92.657	92.657	788.715	788.715
8511409000	Other Starter Motor	177.368	177.368	3.540.280	3.540.280
8511502000	Other Unassembled Alternators	147	147	11.102	11.102
8511503000	Oth Alternators For Vehicles Of Heading 87.01 To 87.05	164.532	164.532	1.652.750	1.652.750
8511509000	Other Generators	185.059	185.059	1.283.235	1.283.235
8511800000	Other Equipment Of Electrical Ignition Or Internal Combustion Engines	14.121	14.121	195.395	195.395
8511900010	Parts Of Goods For Aircraft Engines	607	607	29.555	29.555
8511900091	Contact Points	6.626	6.626	171.222	171.222
8511900099	Other Parts Of Electrical Ignition/ Internal Combustion Engines	272.682	272.682	4.062.115	4.062.115
8512100000	Lighting/visual Signalling Equipment Of A Kind Used On Bicycles	11.530	11.530	38.332	38.332
8512201000	Lighting/visual Signalling Equipment For Motor Cars, Assembled	197.646	197.646	3.212.374	3.212.374
8512202000	Unassembled Lighting/visual Signaling Equipment	6.773	6.773	55.739	55.739
8512209000	Other Lighting/visual Signalling Equipment	75.460	75.460	1.391.510	1.391.510
8512301000	Horns And Serenes, Assembled	21.784	21.784	172.280	172.280
8512302000	Unassembled Sound Signalling Equipment	581	581	2.117	2.117
8512309000	Other Sound Signalling Equipment :	24.119	24.119	210.698	210.698
8512400000	Windscreen Wiper, Defroster & Demisters	28.451	28.451	360.166	360.166
8512901000	Parts Of Goods Of Subheading 8512.10	48.253	48.253	574.720	574.720
8512902000	Parts Of Goods Of Subheading 8512.20 8512.30/8512.40	112.361	112.361	1.698.458	1.698.458
8513101000	Miners Helmet Lamps	2.744	2.744	35.436	35.436
8513109000	Other Portable Electric Lamps	199.743	199.743	547.759	547.759
8513903000	Parts Of Reflectors For Flashlights; Plastic Switch	13.142	13.142	11.255	11.255
8513909000	Oth Part Of Portable Elect Lamp Designed To Fuct By Their Own Source Of	108.181	108.181	239.211	239.211
8514100000	Resistance Heated Furnaces And Ovens	82.313	82.313	1.395.289	1.395.289
8514209000	Oth Furnaces/oven Function By Induction Or Dielectric Loss	111.590	111.590	712.666	712.666
8514302000	Oth Elect Furnace/oven For The Manufact Of Pcb/printed Wiring Board	31	31	336	336
8514309000	Other Furnaces And Ovens	76.103	76.103	1.123.399	1.123.399
8514400000	Oth Equipment For The Heat Treatment Of Materials By Induction/dielectric	5.035	5.035	486.390	486.390
8514902000	Part Of Industrial/laboratory Electric Funaces/oven For Manufact.of Pcb/pwb	688	688	48.674	48.674
8514909000	Other Parts Of Furnaces And Ovens	415.002	415.002	861.302	861.302
8515110000	Soldering Irons And Guns	11.512	11.512	27.254	27.254
8515191000	Mach And App For Soldering Component On Pcb/printed Wiring Boards	26.671	26.671	86.581	86.581
8515199000	Other Brazing/soldering Machines And Apparatus	12.401	12.401	764.851	764.851
8515210000	Mach And App For Resistance Welding Of Metal Fully/partly Automatic	18.560	18.560	175.469	175.469
8515290000	Mach And App For Resistance Welding Of Metal Non-automatic	75.289	75.289	212.273	212.273
8515310000	Mach And App For Arc Welding Of Metal Fully/partly Automatic	48.283	48.283	820.250	820.250
8515391000	Ac Arc Welders, Transformer Type Non- Automatic	41.653	41.653	169.822	169.822
8515399000	Mach And App For Arc Welding Of Metal Non-automatic	112.807	112.807	732.156	732.156
8515809000	Electric Mach & App Not For Hot Spraying Of Metals/sintered Metal	52.503	52.503	510.286	510.286
8515901000	Parts Of Ac Arc Welder, Transformer Type	544	544	38.129	38.129
8515902000	Parts Of Mach & App For Soldering Component On Pcb/printed Wiring Boards	5.084	5.084	39.796	39.796
8515909000	Other Parts In Heading 8515	79.231	79.231	768.910	768.910
8516101000	Electric Instantaneous/storage Water Heaters	104.777	104.777	597.923	597.923
8516103000	Electric Immersion Water Heaters	1.016	1.016	16.602	16.602
8516290000	Oth Electric Space Heating App/electric Soil Heating Apparatus	2.642	2.642	151.297	151.297
8516310000	Hair Dryers	12.040	12.040	65.933	65.933
8516320000	Other Hair-dressing Apparatus	43.890	43.890	77.356	77.356
8516330000	Hand-drying Apparatus	2.002	2.002	8.513	8.513
8516401000	Electric Smoothing Irons Of Kind Design To Use Steam From The Indust Boilers	17.159	17.159	29.992	29.992
8516409000	Other Electric Smoothing Irons	23.650	23.650	112.384	112.384
8516500000	Microwave Ovens	16.165	16.165	111.921	111.921
8516601000	Rice Cookers	571.820	571.820	2.004.852	2.004.852
8516609000	Cooking Plates,boiling Rings,grillers & Roasters	64.280	64.280	305.235	305.235
8516710000	Coffee/tea Makers	11.797	11.797	67.425	67.425
8516720000	Toasters	7.977	7.977	32.566	32.566
8516791000	Kettles	14.496	14.496	58.640	58.640
8516799000	Other Electro-thermic Appliances	120.648	120.648	437.615	437.615
8516801000	Elect Heating Resistor For Type-founding /type-setting Mach; For Indust.	1.386	1.386	58.688	58.688
8516802000	Sealed Hotplates For Domestic Appliances	54	54	95	95
8516803000	Other Electric Heating Resistors For Domestic Appliances	739	739	5.573	5.573
8516809000	Other Electric Heating Resistors Not For Domestic Appliances	17.538	17.538	324.285	324.285
8516902000	Parts Of Goods Of Sub 8516.33,816.50, 8516.60, 8516.71/8516.79.10	355.929	355.929	810.462	810.462
8516903000	Parts Of Goods Of Sub 8516.10	34.599	34.599	140.202	140.202
8516909000	Other Parts Of Goods Of Sub 8516	919.006	919.006	3.267.668	3.267.668

I.3. IMPOR MENURUT KOMODITI / IMPORT BY HS COMMODITY

*** JANUARI / JANUARY 2009 ***

HS	Uraian Komoditi Commodity Description	Berat Bersih / Net Weight (Kg)		Nilai / Value C.I.F (US\$)	
		Bulan ini Current Month	Kumulatif Cum.Jan. to date	Bulan ini Current Month	Kumulatif Cum.Jan. to date
8517110000	Line Telephone Sets With Cordless Handsets	1.372	1.372	226.151	226.151
8517120000	Telephones For Cellular Networks/for Other Wireless Networks	454.329	454.329	54.848.032	54.848.032
8517180000	Other Telephone Sets	120.510	120.510	1.402.479	1.402.479
8517610010	Set Top Boxes Which Have A Communication Functions Of Base Station	400	400	13.089	13.089
8517610090	Other Base Stations	48.862	48.862	3.846.505	3.846.505
8517621000	Radio Transmitters/receivers For Simult. Interpretation At Multilingual Conference	15	15	600	600
8517622100	Control & Adaptor Units, Incl. Gateways, Bridges And Routers	14.116	14.116	2.063.005	2.063.005
8517622900	Oth Unit Of Automatic Data Process Mach Other Than Those Of Heading 84.71	853	853	27.725	27.725
8517623000	Telephonic/telegraphic Switching App	12.079	12.079	940.615	940.615
8517624100	Modems Including Cable Modems And Modem Cards	27.855	27.855	1.048.539	1.048.539
8517624200	Concentrators/multiplexers	254.557	254.557	3.081.164	3.081.164
8517624990	Oth App For Carrier-current Line System Or For Digital Line Systems	5.301	5.301	86.087	86.087
8517625100	Wireless Lans	3.943	3.943	70.637	70.637
8517625200	Transmission/reception App For Simultane Interpretation At Multilingual	793	793	176.013	176.013
8517625300	Other Transmission Apparatus For Radio- Telephony/radio-telegraphy	207.218	207.218	30.973.958	30.973.958
8517625900	Transmission/reception App.for Simultane Interpretation At Multilingual	15.019	15.019	442.084	442.084
8517626100	Transmission Apparatus For Radio- Telephony/radio-telegraphy	788	788	28.285	28.285
8517626910	Data Compression Tools	5	5	1.204	1.204
8517629000	Oth Mach For The Reception, Conversion & Transmis/regenerate Of	175.376	175.376	9.017.679	9.017.679
8517691000	Portable Receiver For Call, Alert/page & Paging Alert Devices, Including Pagers	9	9	349	349
8517699000	Oth App. For Transmission/recept Voices	12.517	12.517	1.158.421	1.158.421
8517701000	Parts Of Control And Adaptor Units Incl. Gateways, Bridges, Routers	652	652	103.603	103.603
8517702100	Parts Of Cellular Telephones	13.966	13.966	40.487	40.487
8517702900	Oth Parts Of Transmission App, Oth Than Radio-broadcasting/television Trans	27.033	27.033	1.578.598	1.578.598
8517703100	Other Printed Circuit Boards, Assembled For Line Telephony/line Telegraphy	4.909	4.909	109.433	109.433
8517703200	Other Printed Circuit Boards, Assembled For Radio-telephony/radio-telegraphy	619	619	40.188	40.188
8517703900	Other Printed Circuit Boards, Assembled For Other	323.408	323.408	7.805.906	7.805.906
8517704000	Antennae Of A Kind Used With Apparatus For Radio-telephony/radio-telegraphy	151.847	151.847	4.844.655	4.844.655
8517709100	Oth Parts For Line Telephony Or Line Telegraphy	55	55	6.188	6.188
8517709200	Other Parts For Radio-telephony Or Radio-telegraphy	14.418	14.418	468.950	468.950
8517709900	Other Parts In Subheading 85.17.70	1.901.910	1.901.910	42.102.520	42.102.520
8518101100	Microphones Having A Frequency Range Of 300 Hz To 3.4 Khz	19.244	19.244	37.698	37.698
8518101900	Oth Microphones,whether/not With Their Stands	28.241	28.241	212.543	212.543
8518109000	Other Microphones	49.509	49.509	573.670	573.670
8518210000	Single Loudspeakers, mounted In Their Enclosures	444.766	444.766	1.453.476	1.453.476
8518220000	Multiple Loudspeaker, mounted In The Same Enclosures	184.809	184.809	801.334	801.334
8518291000	Box Assembly Speakers	2.381	2.381	16.121	16.121
8518292000	Loudspeakers,without Housing, Having A Freq 300 Hz To 3.4 Khz	12.740	12.740	22.934	22.934
8518299000	Other Loudspeakers	324.920	324.920	1.723.261	1.723.261
8518301000	Headphones	16.870	16.870	98.886	98.886
8518302000	Earphones	36.599	36.599	157.504	157.504
8518303100	Handsets For Telephonic Apparatus	785	785	47.334	47.334
8518303900	Other Headphones And Earphones, Combined Microphone/speaker Sets	459	459	1.522	1.522
8518309000	Sets Consisting Of A Microphone And One Or More Loudspeakers	6.721	6.721	182.618	182.618
8518401000	Audio-frequency Electric Amplifiers, Having 6/more Inputs Signal Lines	251	251	7.509	7.509
8518403000	Audio-frequency Electric Amplifier Used As Repeater In Telephony Not Line	8	8	566	566
8518409000	Other Amplifier Listrik Audio-frekuensi	111.781	111.781	392.032	392.032
8518500000	Other Electric Sound Amplifier Sets	122.122	122.122	345.505	345.505
8518901000	Parts Of Subhead 8518.10.11,8518.29.20 8518.30.40, 8518.40.20,inc Print	212.694	212.694	1.704.562	1.704.562
8518902000	Parts Of Goods Of Subheadings 8518.40.10	1.664	1.664	52.800	52.800
8518909000	Parts Of Goods Of Subheadings 8518.50.10 8518.50.20	463.655	463.655	1.323.330	1.323.330
8519300000	Turntables (record-decks)	51	51	130	130
8519811000	Pocket Size Cassette Recorders, The Dimensions Of Which < 170 X 100 X 45	4	4	6	6
8519812000	Cassette Recorders,with Amplifiers/loud- Speakers, Operate With Ext. Source-	335	335	60.853	60.853
8519813000	Compact Disc Players	8.259	8.259	26.619	26.619
8519816000	Magnetic Tape Recorder Incorp Sound Reproducing App, Digital Audio Type	5.225	5.225	95.462	95.462
8519817000	Other Sound Reproducing App, Cassette Type	13.618	13.618	42.043	42.043
8519819000	Other Apparatus Using Magnetic, Optical Or Semi-conductor	13.781	13.781	101.918	101.918
8519892000	Record-players With/without Loudspeakers	14	14	105	105
8519899000	Other Apparatus Not Using Magnetic, Optical/semiconductor	41.539	41.539	193.869	193.869
8521100000	Magnetic Tape-type Of Video Recording/ Reproducing Apparatus With Video	63	63	35.638	35.638
8521901100	Laser Disc Player For Used In Cinemato- Graphy, Television/broadcasting	50	50	1.514	1.514
8521901900	Other Laser Disc Players	8.954	8.954	75.710	75.710
8521909100	Oth Video Recording For Used In Cinemato Graphy, Television/broadcasting	39.727	39.727	159.729	159.729
8521909900	Oth Video Recording/reproducing App, Whether/not Incorp. A Video Tuner.	262.757	262.757	4.265.550	4.265.550
8522100010	Pick-up Cartridges For Special Used In Cinematography, Television/broadcasting	25.648	25.648	355.385	355.385
8522100090	Other Pick-up Cartridges	21.205	21.205	291.949	291.949
8522901000	Pcb Assemblies For Tv, Broadcasting Cinematograph Sound	120.474	120.474	539.704	539.704
8522902000	Printed Circuit Boards Assemblies For Telephone Answering Machines	21	21	129	129
8522904000	Audio/video Tapedecks And Compact Disc Mechanisms	6.417	6.417	109.434	109.434
8522905000	Audio/video Reproduction Heads, Magnetic Type, Magnetic Erasing Heads And	902	902	17.975	17.975
8522909100	Oth Parts, Accessories Of Cinematography Sound Recorders/reproducers	11.016	11.016	440.747	440.747
8522909300	Other Parts And Accessories For Goods Of Subheading 8519.81/heading 85.21	105.154	105.154	5.115.178	5.115.178
8522909900	Other Parts And Accessories For Goods Of Subheading 85.19 Other Than	298.329	298.329	17.332.619	17.332.619
8523211000	Cards Incorporating A Magnetic Stripe Unrecorded	2.476	2.476	21.537	21.537
8523212000	Cards Incorporating A Magnetic Stripe Recorded	214	214	1.003	1.003
8523291100	Magnetic Tapes, Of A Width < 4mm For Computer Tapes, Unrecorded	229	229	33.311	33.311
8523291910	Other Magnetic Tapes, Of A Width < 4mm Unrecorded	4.496	4.496	23.193	23.193

I.3. IMPOR MENURUT KOMODITI / IMPORT BY HS COMMODITY
***** JANUARI / JANUARY 2009 *****

HS	Uraian Komoditi Commodity Description	Berat Bersih / Net Weight (Kg)		Nilai / Value C.I.F (US\$)	
		Bulan ini Current Month	Kumulatif Cum.Jan. to date	Bulan ini Current Month	Kumulatif Cum.Jan. to date
8523292200	Magnetic Tapes, Of A Width >= 4mm, And < 6.5 Mm For Computer Tapes,	1.070	1.070	2.563	2.563
8523292910	Other Magnetic Tapes, Of A Width >= 4mm, And < 6.5 Mm, Unrecorded	6.184	6.184	73.423	73.423
8523293100	Magnetic Tapes, Of A Width >=6.5 Mm For Computer Tape,in	382	382	27.945	27.945
8523293200	Magnetic Tapes, Of A Width >=6.5 Mm For Other Computer Tapes, Unrecorded	6	6	551	551
8523293910	Oth Magnetic Tapes, Of A Width >=6.5 Mm, Unrecorded	96.821	96.821	389.040	389.040
8523293990	Oth Magnetic Tapes, Of A Width >=6.5 Mm, Recorded	3	3	13	13
8523294100	Magnetic Discs For Reproducing Phenomena Other Than Sound/image	6	6	497	497
8523294200	Magnetic Discs For Reproducing Represent Of Instruction, Data, Sound, Image	2.890	2.890	42.817	42.817
8523294300	Other Magnetic Discs, Unrecorded	3	3	960	960
8523294400	Other Magnetic Discs, Recorded	1	1	350	350
8523299100	Magnetic Media For Computer Use , Unrecorded	53.587	53.587	114.371	114.371
8523299300	Magnetic Media For Reproducing Represent Of Instruction, Data, Sound, Image	4.763	4.763	45.366	45.366
8523299900	Other Magnetic Discs	22.244	22.244	197.446	197.446
8523401100	Discs For Laser Reading Systems For Computer Use, Unrecorded	14	14	16.195	16.195
8523401200	Discs For Laser Reading Systems For Reproducing Phenomena Not	3.401	3.401	28.074	28.074
8523401300	Discs For Laser Reading Systems For Reproducing Sound Only	2	2	640	640
8523401400	Discs For Laser Reading System For Repro Represent Of	1.752	1.752	773.835	773.835
8523401900	Other Discs For Laser Reading Systems	3.210	3.210	118.660	118.660
8523409100	Optical Media For Computer Use, Unrecorded	13.590	13.590	50.001	50.001
8523409200	Optical Media For Reproducing Phenomena Not Sound/image	27	27	153	153
8523409400	Optical Media For Reproducing, Represent Of Instruction, Data, Sound, Image	941	941	838.452	838.452
8523409910	Other Optical Media, Unrecorded	351	351	99.840	99.840
8523409990	Other Optical Media, Recorded	1.154	1.154	744.236	744.236
8523511000	Solid-state Non-volatile Storage Devices Suitable For Computer Use,	16	16	772	772
8523519010	Solid-state Non-volatile Storage Devices Unrecorde	4.547	4.547	8.091	8.091
8523519090	Solid-state Non-volatile Storage Devices Recorded	7	7	115	115
8523520000	Smart Cards	51.839	51.839	4.158.236	4.158.236
8523591000	Proximity Cards And Tags	54	54	337	337
8523599090	Other Semiconductor Media, Recorded	6.682	6.682	130.206	130.206
8523801000	Oth Disc,tapes, Solid-state Non-volatile Storage For Computer Use, Unrecorded	390	390	221.701	221.701
8523803000	Oth Disc,tape,solid-state Non-vitl For Repro,represent Of Instruct,data,sound	61.042	61.042	229.520	229.520
8523809090	Oth Discs,tapes,solid-state Non-volatile Storage Recorded	431	431	7.074	7.074
8525500010	Transmission Apparatus For Radio-broadcasting	73	73	75.556	75.556
8525500020	Transmission Apparatus For Television	895	895	20.248	20.248
8525500090	Other Transmission Apparatus For Other	1.488	1.488	577.399	577.399
8525600000	Transmission Apparatus Incorporating Reception Apparatus	416	416	90.942	90.942
8525801000	Web Cameras	10.923	10.923	127.615	127.615
8525802011	Digital Still Image Video Cameras	5.781	5.781	150.333	150.333
8525802019	Other Digital Camera	51.399	51.399	299.124	299.124
8525802020	Video Camera Recorders	16.144	16.144	180.658	180.658
8525809000	Television Camera	16.343	16.343	7.042.356	7.042.356
8526101000	Radar App, Ground Base,/of A Kind For Incomp In Civil Aircraft/seagoing Vessel	14.300	14.300	3.304.306	3.304.306
8526109000	Other Radar Apparatus	1.325	1.325	36.919	36.919
8526911000	Radio Navigational Aid App, For Incomp In Civil Aircraft/seagoing Vessel	6.106	6.106	101.150	101.150
8526919000	Other Radio Navigational Aid Apparatus	237.307	237.307	1.881.340	1.881.340
8526920000	Radio Remote Control Apparatus	66.701	66.701	1.061.484	1.061.484
8527120000	Pocket-size Radio Cassette-players	3.246	3.246	11.806	11.806
8527131000	Oth App Combined With Sound, Recording Or Reproducing Apparatus,	81.876	81.876	195.214	195.214
8527139000	Oth App Combined With Sound, Recording Or Reproducing Apparatus, Not	376	376	18.200	18.200
8527191900	Reception App Capable Of Plan, Manage, Monitor Electromagnet Spect Not	959	959	14.669	14.669
8527199900	Oth Radio-broadcast Receiver Can Operate Without Ext Source Of Power,not	25	25	962	962
8527210000	Radio-broadcast Receiver,use Ext Source Power Combined With Sound	24.116	24.116	422.052	422.052
8527290000	Radio-broadcast Receivers,not Capable Of Operate Without Extern Source Of	12.585	12.585	539.198	539.198
8527919000	Oth Recept App For Radio-broadcast,combi -ned With Sound Record App. Not	36.637	36.637	263.757	263.757
8527921000	Oth Recept App For Radio-broadcast, Not Combined With Sound Record App.	2.662	2.662	30.524	30.524
8527929000	Oth Recept App For Radio-broadcast, Not Combi With Sound Record App Not	20.972	20.972	241.721	241.721
8527991000	Other Reception App For Radio-broadcast, Portable	12.166	12.166	32.487	32.487
8528411000	Colors Cathode-ray Tube Monitor For Used In Auto Data Proc. System, Hd	1.037.488	1.037.488	904.502	904.502
8528412000	B/w Of Cathode-ray Tube Monitor For Used In Auto Data Proc. System, Hd	9.883	9.883	11.392	11.392
8528491000	Oth Color Cathode-ray Tube Monitor Used In Auto Data Process System Head.	4.623	4.623	227.439	227.439
8528511000	Projection Type Flat Panel Display Unit For Auto Data Process System Hd	63.795	63.795	292.022	292.022
8528512000	Oth Color Monitor Use In An Auto Data Process System Head. 84.71	420.750	420.750	2.315.134	2.315.134
8528513000	Other B/w/monochrome Monitor Used In Automatic Data Process System Hd	434	434	8.946	8.946
8528591000	Oth Colors Monitors Use In An Auto Data	25.926	25.926	139.295	139.295
8528592000	Other B/w/monochrome Monitors	430	430	4.614	4.614
8528619000	Oth Projector For Used In An Automatic Data Process System Head. 84.71	196	196	2.226	2.226
8528690000	Other Projectors	7.913	7.913	26.753	26.753
8528711000	Recept App For Tv, Not Design To Incomp Video Display,with Communication	9	9	3.326	3.326
8528719000	Other Recept. App For Tv, Not Design To Incorporation A Video Display	13.767	13.767	315.733	315.733
8528729000	Other Color Receivers, Not Battery Operated	554.247	554.247	11.740.410	11.740.410
8528739000	Other B/w Receiver, Not Battery Operated	1.093	1.093	2.181	2.181
8529102000	Parabolic Aerial Reflector Dishes For Direct Broadcast,multi-media System&part	300.993	300.993	1.577.097	1.577.097
8529103000	Telescopic, Rabbit & Dipole Antennae For Television/radio Receivers	14.896	14.896	44.482	44.482
8529104000	Aerial Filters And Separators	24.442	24.442	229.696	229.696
8529106000	Feed Horn (wave Guide)	17.442	17.442	237.884	237.884
8529109200	Other Aerial/reflector With Transmision Apparatus For Radio-broadcasting/tv	30.254	30.254	119.734	119.734
8529109900	Aerials&reflect.s Of All Kinds Not For Radio-telephony/radio-telegraphy	89.775	89.775	969.784	969.784
8529902000	Parts Of Decoders Suitable For Use With The App Of Headings 85.25 To 85.28.	67.047	67.047	1.414.591	1.414.591

I.3. IMPOR MENURUT KOMODITI / IMPORT BY HS COMMODITY

*** JANUARI / JANUARY 2009 ***

HS	Uraian Komoditi Commodity Description	Berat Bersih / Net Weight (Kg)		Nilai / Value C.I.F (US\$)	
		Bulan ini Current Month	Kumulatif Cum.Jan. to date	Bulan ini Current Month	Kumulatif Cum.Jan. to date
8529904000	Parts Of Digital Cameras/video Camera Recorders With App Of Hd 85.25 To	5.358	5.358	749.066	749.066
8529905100	Other Pcb, Assembled For Goods Of Subheading 8525.50/8525.60	7.892	7.892	42.832	42.832
8529905200	Other Pcb, Assembled For Goods Of Subhd 8527.(13;19;21,29, 91 Atau.99)	94.358	94.358	319.884	319.884
8529905300	Other Pcb, Assembled For Flat Panel Display Of Heading 85.28	9.333	9.333	273.282	273.282
8529905400	Other Pcb, Assembled For Tv Receivers Of Heading 85.28	45.677	45.677	208.648	208.648
8529905900	Other Pcb	197.623	197.623	3.602.501	3.602.501
8529909100	Parts Of Tv Receivers Suitable For With The Apparatus Of Hd 85.25 To 85.28	1.472.565	1.472.565	17.927.995	17.927.995
8529909400	Parts Of Flat Panel Display For Use With The Apparatus Of Hd 85.25 To 85.28	524	524	211.862	211.862
8529909900	Other Parts Suitable For Use With The Apparatus Of Hd 85.25 To 85.28	292.350	292.350	5.919.977	5.919.977
8530100000	Elect. Signall, Safety/traffic Control Equip For Railways/tramways	518	518	12.537	12.537
8530800000	Elect. Signall, Safety/traffic Control Equip For Road,inland Waterway.park Fasc	2.628	2.628	21.925	21.925
8530900000	Part Of Electrical Signall, Safety/ Traffic Control Equipment	1.653	1.653	86.432	86.432
8531101000	Burglar Alarms	2.534	2.534	31.907	31.907
8531102000	Fire Alarms	3.514	3.514	160.026	160.026
8531103000	Smoke Alarms	17.103	17.103	53.713	53.713
8531109000	Other Alarms And Similar Apparatus	18.579	18.579	408.302	408.302
8531200000	Indicator Panel Incorp Liquid Crystal Devices (lcd)/light Emitting Diode (led)	49.211	49.211	4.345.317	4.345.317
8531801100	Door Bells, Buzzers And Dings	7.061	7.061	69.903	69.903
8531801900	Other Electric Bells	4.900	4.900	91.600	91.600
8531802000	Flat Panel Displays(including Electro Luminescence, Plasma And Other	360	360	3.525	3.525
8531809010	Telegraphic Apparatus For Ships Engine Rooms	630	630	83.890	83.890
8531809090	Other Electric Sound/visual Signalling Apparatus	9.968	9.968	161.189	161.189
8531901000	Parts Incl, Printed Circuit Assemblies Of Subheading 8531.20/8531.80.20	280	280	10.495	10.495
8531909000	Other Parts Of Electric Sound/visual Signaling Apparatus	12.746	12.746	733.430	733.430
8532100000	Fixed Capacitor Design For Use In 50/60 Hz Circuit, Reactive Power >0.5 Kvar	72.587	72.587	2.365.448	2.365.448
8532210000	Tantalum Fixed Capacitors	1.067	1.067	77.106	77.106
8532220000	Aluminium Electrolytic Fixed Capacitors	86.726	86.726	2.485.459	2.485.459
8532230000	Ceramic Dielectric,single Layer Of Fixed Capasitor	9.002	9.002	383.327	383.327
8532240000	Ceramic Dielectric, Multilayer	13.705	13.705	935.384	935.384
8532250000	Dielectric Of Paper/plastics Of Fixed Capasitor	30.315	30.315	248.999	248.999
8532290000	Other Fixed Capacitors	102.441	102.441	1.542.275	1.542.275
8532300000	Variable/adjustable(pre-set)capacitors	51.670	51.670	1.670.365	1.670.365
8532900000	Parts Of Other Fixed Capacitors	129.192	129.192	5.463.150	5.463.150
8533101000	Fixed Carbon Resistors, Composition/film Types Surface Maunted	17.761	17.761	725.284	725.284
8533109000	Fixed Carbon Resistors, Composition/film Types Not Surface Maunted	16.077	16.077	772.410	772.410
8533210000	Oth Fixed Resistors For A Power Handling Capacity <= 20w	12.722	12.722	965.285	965.285
8533290000	Oth Fixed Resistors For A Power Handling Capacity > 20w	21.134	21.134	1.392.950	1.392.950
8533310000	Wirewound Variable Resistors, Rheostats, For A Power Handling Capacity <=	338	338	822	822
8533390000	Wirewound Variable Resistors, Rheostats, For A Power Handling Capacity >	5.042	5.042	498.800	498.800
8533400000	Other Variable Resistors, Including Rheostats And Potentiometers	13.438	13.438	192.284	192.284
8533900000	Parts Of Lectrical Resistors	55.479	55.479	951.187	951.187
8534001000	Printed Circuits, Single-sided	52.449	52.449	1.336.681	1.336.681
8534002000	Printed Circuits, Double-sided	14.838	14.838	230.167	230.167
8534003000	Printed Circuits, Multi-layer	60.527	60.527	1.632.740	1.632.740
8534009000	Oth Printed Circuits	257.749	257.749	9.006.403	9.006.403
8535100000	Fuses For Voltage >1000volts	19.977	19.977	99.467	99.467
8535211000	Automatic Circuit Breakers For A Volt < 72.5 Kv, Moulded Case Type	1.389	1.389	16.607	16.607
8535219000	Automatic Circuit Breakers For A Volt < 72.5 Kv, Other Than Moulded Case	65.633	65.633	1.680.570	1.680.570
8535290000	Automatic Circuit Breakers For A Volt >= 72.5 Kv, Moulded Case Type	4.808	4.808	465.716	465.716
8535301000	Isolating Switches, Make-&break Switch Suitable For A Volt > 1 Kv & < 40 Kv	18.168	18.168	77.713	77.713
8535302000	Isolating Switches, Make-&break Switch For Voltage >= 66 Kv	370	370	5.057	5.057
8535309000	Isolating Switches, Make-&break Switch For Voltage >= 40 Kv And < 66 Kv	50.475	50.475	1.453.628	1.453.628
8535400000	Lightnring Arresters, Voltage Limiters And Surge Suppressors	72.720	72.720	2.065.960	2.065.960
8535901000	Bushing And Tap Changer Assemblies For Electricity Distrib/power	50.377	50.377	994.303	994.303
8535909000	Oth Elect App. For Switch/protec. Elect Circuits,for Make Connect Elect Circuits	297.100	297.100	2.846.039	2.846.039
8536101000	Thermal Fuses; Glass Type Fuses For Voltage <= 1000volts	23.504	23.504	292.423	292.423
8536109000	Other Fuses For Voltage <= 1000 Volts	148.715	148.715	494.630	494.630
8536201000	Automatic Circuit Breakers Moulded Case Type For Voltage <=1000volts	4.315	4.315	113.288	113.288
8536202000	Auto-circuit Breaker For Incorp Into Elec-thermic For Voltage <=1000volts	1.482	1.482	6.779	6.779
8536209000	Other Automatic Circuit Breakers For Voltage <=1000volts	32.488	32.488	640.267	640.267
8536300000	Oth Apparatus For Protecting Electrical Circuits	172.262	172.262	2.623.279	2.623.279
8536410000	Relay For A Voltage <= 60 Volts Circuits	30.481	30.481	699.514	699.514
8536490000	Relay For A Voltage > 60 Volts And <= 1000 Volts	70.686	70.686	1.116.408	1.116.408
8536502000	Over Current, Residual Current Automatic Switches For Voltage <= 1000 Volts	5.698	5.698	124.157	124.157
8536503100	High Inrush Switch, Commutator For Stove Ranges, Microphone Switch,	3.235	3.235	29.066	29.066
8536503900	High Inrush Switch, Commutator For Stove Range,microphone Switch,not	63.251	63.251	654.580	654.580
8536505000	Electronic Acswitch Consist Of Optical Couple Input,output Circuits,elect Switc	16.693	16.693	303.149	303.149
8536506100	Make, Break Switches For Domestic Use With Rated Current Carry Cap < 16	1.147	1.147	6.583	6.583
8536506900	Make, Break Switch Not For Domestic Use With Rated Current Carry Cap < 16	11.309	11.309	71.855	71.855
8536509100	Starters For Elect Motor,fuses,switch, Fuse, Suitable For Use In Electric Fans	215.140	215.140	1.479.964	1.479.964
8536509910	Smoke Switches	1.264	1.264	23.221	23.221
8536509990	Oth Electronic Acswitches For Voltage < 1000 V & Acurrnt <= 11 Amps	206.270	206.270	2.946.881	2.946.881
8536611000	Lamp-holders Of A Kind For Compact Lamp Or Halogen Lamps	3.686	3.686	21.818	21.818
8536619000	Lamp-holders Oth Than Compact Lamps/ Halogen Lamps	159.014	159.014	326.240	326.240
8536691100	Telephone Plugs For Domestic Use, Rate Current Carrying Capacity < 16 Amps	5.788	5.788	172.393	172.393
8536691900	Telephone Plugs Not For Domestic Use, Rate Current Carrying Capacity < 16	36.412	36.412	328.704	328.704
8536692900	Av Sockets,cathode Ray Tube Sockets For Tv,radio Recv,cap<16amp,not	15.385	15.385	100.082	100.082
8536693100	Sockets,plug For Co-axial Cable,printed Circts, Domest Use, Radio	2.870	2.870	44.206	44.206

I.3. IMPOR MENURUT KOMODITI / IMPORT BY HS COMMODITY

*** JANUARI / JANUARY 2009 ***

HS	Uraian Komoditi Commodity Description	Berat Bersih / Net Weight (Kg)		Nilai / Value C.I.F (US\$)	
		Bulan ini Current Month	Kumulatif Cum.Jan. to date	Bulan ini Current Month	Kumulatif Cum.Jan. to date
8536693900	Sockets,plug For Co-axial Cable,printed Circts,not Domest Use,radio	33.388	33.388	1.705.604	1.705.604
8536699100	Other Plug And Sockets, Domestic Use, Radio Equip., Acapacity < 16 Amps	6.669	6.669	150.601	150.601
8536699900	Other Plug & Sockets, Not Domestic Use, Radio Equip., Acapacity < 16 Amps	34.823	34.823	488.547	488.547
8536700000	Connectors For Optical Fibres, Optical Fibres Bundles/cables	14.247	14.247	318.271	318.271
8536901100	Connection, Contact Elements For Wires And Cables; Wafer Probers	105.167	105.167	1.684.037	1.684.037
8536901900	Other Connection, Contact Elements For Wires And Cables; Wafer Probers	51.437	51.437	6.220.398	6.220.398
8536902100	Junction Boxes For Domestic Use, Cap. <16 Amps, For Use Elect Fan/radio	25.043	25.043	491.215	491.215
8536902900	Junction Boxes Not For Domestic Use, Cap. <16 Amps, For Use Elect	205.618	205.618	3.524.846	3.524.846
8536903100	Cable Connectors Consist Of A Jack Plug, Domestic Use,<16amp, For Elect	22.248	22.248	651.422	651.422
8536903900	Cable Connectors Consist Of A Jack Plug, Not Domestic,<16amp, For Elect	225.718	225.718	4.468.296	4.468.296
8536909100	Oth Cable Connect Consist Of Jack Plug, Cap. <16 Amps, For Use Elect	112.746	112.746	1.180.389	1.180.389
8536909910	Connector & Socket Cable For Ic,printed Circuit	130.085	130.085	3.166.115	3.166.115
8536909990	Other Connector And Socket Cable	667.399	667.399	5.332.749	5.332.749
8537101000	Switchboards&control Panels For Voltage <= 1000 Volt	77.095	77.095	1.519.996	1.519.996
8537102000	Distribution Boards For Use With Goods Of Hd.84.71,85.17,85.25 < 1000 Volt	3.568	3.568	76.500	76.500
8537103000	Programmable Logic Controllers For Auto- Mach For Trans. For Voltage	8.384	8.384	276.542	276.542
8537109000	Oth Board For Elect Control For Voltage <= 1000volt	227.805	227.805	4.362.478	4.362.478
8537201100	Switchboards Incorp. Elect Instrum For Break, Connect/protect Elect Circt>66	61.856	61.856	367.200	367.200
8537201900	Switchboards Incorp. Elect Instrum For Break,connect/protect E-	114.697	114.697	282.767	282.767
8537202100	Control Panel Incorp. Elect Instrum For Break,connect/protect E-circuit > 66 Kv	8.583	8.583	40.549	40.549
8537202900	Other Control Panels For A Voltage >1,000 Volts	159.272	159.272	6.210.502	6.210.502
8537209000	Oth Board For Electric Control For A Voltage > 1000 Volt	643.739	643.739	7.107.827	7.107.827
8538101100	Parts Of Programmable Logic Controllers For Auto Mach For Trans. For	2.712	2.712	234.545	234.545
8538101200	Board,panel,console,desk,cabinets Of Use In Radio Equipment, Voltage <=	1	1	17	17
8538101900	Oth Board,panel,console,desk,cabinets Of Used In Radio Equipment,	57.456	57.456	599.366	599.366
8538102100	Parts Of Programmable Logic Control For Auto-mach For Trans. For Voltage	1.140	1.140	35.786	35.786
8538102900	Board,panel,console,desk,cabinets Of Used In Radio Equip, Voltage>1000 V	111.073	111.073	2.106.937	2.106.937
8538901100	Oth Board,panel,console,desk,cabinets Connect For Wires, Wafer	17.025	17.025	517.790	517.790
8538901200	Parts Of Goods Of Subhd 8536.50.50, 8536.69.30,8536.90.10 For	11.721	11.721	179.251	179.251
8538901900	Other Parts Of Boards,panels Consoles, For Voltage <=1000 Volt	28.062	28.062	485.723	485.723
8538902100	Parts/printed Circuit Ass. Of Telephone Plug Connec For Wires,wafer	11.118	11.118	152.402	152.402
8538902900	Other Parts Of Boards,panels Consoles, For Voltage > 1000 Volt	331.769	331.769	10.865.028	10.865.028
8539101000	Sealed Beam Lamp Units For Motor Vehicles Of Chapter 87	15.452	15.452	175.010	175.010
8539109000	Other Sealed Beam Lamp Units	12.854	12.854	71.971	71.971
8539212000	Tungsten Halogen For Used In Medical Equipment	44	44	95	95
8539213000	Tungsten Halogen For Used For Vehicles	10.806	10.806	310.127	310.127
8539214000	Other Reflector Lamp Bulbs Of Tungsten Halogen	953	953	5.595	5.595
8539219000	Oth Tungsten Halogen	31.262	31.262	238.220	238.220
8539222000	Other Filament Lamps, Infra Red, Power <200 & Voltage>100v In Medical Equip	33	33	3.079	3.079
8539223000	Other Reflector Lamp Bulbs Of A Power <=200w & For Voltage > 100 Volt	286	286	4.827	4.827
8539229000	Other Filament Lamps, Infra Red, Power <=200 W& Voltage>100v	3.703	3.703	33.640	33.640
8539291000	Other Filament Lamps, Excluding Uv Or Infra-red Lamps, In Medical Equipment	12	12	291	291
8539292000	Other Filament Lamps, Excluding Uv Or Infra-red Lamps, For Motor Vehicles	87.413	87.413	1.250.503	1.250.503
8539293000	Other Reflector Lamp Bulbs	4.963	4.963	89.516	89.516
8539294000	Flashlight Bulbs; Miniature Indicator Bulbs, Rated Up To 2.25 V	1.047	1.047	5.144	5.144
8539295000	Other Filament Lamps, Capacity > 200w & <=300w, Voltage>100volts	26	26	776	776
8539296000	Other Filament Lamps, Capacity < 200w & <=300w, Voltage <= 100volts	244	244	7.081	7.081
8539299000	Other Filament Lamps, Excl Ultra-violet Or Infra-red Lamps	59.782	59.782	372.108	372.108
8539311000	Tubes For Compact Fluorescent Lamps	74.181	74.181	628.855	628.855
8539319010	Tube Lamps	32.980	32.980	234.874	234.874
8539319020	Compact Fluorescent Lamps	11.160	11.160	165.865	165.865
8539319090	Other Fluorescent, Hot Cathode	1.602.081	1.602.081	11.153.576	11.153.576
8539320000	Mercury/sodium Vapour Lamps; Metal Halide Lamps	14.642	14.642	293.344	293.344
8539391000	Tubes For Compact Fluorescent Lamps, Cold Cathode Types	19.624	19.624	31.065	31.065
8539392000	Discharge Lamps For Decorative And Publicity Purposes	83	83	223	223
8539393000	Other Fluorescent Cold Cathode Types	640	640	12.084	12.084
8539394000	Electric Lamps For Mtr Vehicle/cycles	4.355	4.355	26.807	26.807
8539399000	Discharge Lamps, Other Than Uv Lamps	19.847	19.847	88.030	88.030
8539410000	Arc Lamps	208	208	2.792	2.792
8539490000	Ultra-violet/infra-red Lamps	16.846	16.846	86.513	86.513
8539901000	Part Of Alumi End Caps For Fluorescent Lamps Alum. Screw Caps For Incand	201.364	201.364	2.066.736	2.066.736
8539902000	Oth Parts,for Lamps Of Vehicles Of All Kinds	7.167	7.167	29.729	29.729
8539909000	Oth Part Of Elect Filament/discharge Lamps Including Sealed Beam Lamp Unit	220.374	220.374	2.144.751	2.144.751
8540110000	Color Cathode-ray Television Picture Tube Incl Video Monitor Cathode-ray Tube	1.793.594	1.793.594	3.765.092	3.765.092
8540120000	B/w Cathode-ray Tv Picture Tubes, Incl Video Monitor Cathode-ray Tubes	203.216	203.216	140.144	140.144
8540200000	Tv Camera Tubes; Image Converters And Intensifiers; Other Photo-cathode	28	28	262	262
8540401000	Data/graphic Display Tubes Color For Use With Articles Of Heading 85.25	1.393	1.393	243.167	243.167
8540500000	Data/graphic Display Tubes, Black And White/other Monochrome	2.333	2.333	17.541	17.541
8540600000	Other Cathode-ray Tubes	269	269	10.845	10.845
8540710000	Magnetrons Of Microwave Tubes	101	101	26.097	26.097
8540720000	Klystrons Of Microwave Tubes	3	3	40	40
8540790000	Travelling Wave Tube, Carcinotrons Excl Grid-controlled Tubes Of Microwave	342	342	905	905
8540810000	Receiver/amplifier Valves And Tubes	1.258	1.258	203.300	203.300
8540890000	Other Valves And Tubes	535	535	29.036	29.036
8540910000	Parts Of Cathode-ray Tubes	9.688	9.688	203.669	203.669
8540999000	Other Parts Of Thermionic, Cold Cathode Or Photo Cathode Valves And Tubes	332	332	49.540	49.540
8541100000	Diodes, Other Than Photosensitive/light Emitting Diodes	187.244	187.244	7.731.460	7.731.460
8541210000	Transistor With A Dissipation Rate Of < 1 W	7.083	7.083	435.809	435.809

I.3. IMPOR MENURUT KOMODITI / IMPORT BY HS COMMODITY

*** JANUARI / JANUARY 2009 ***

HS	Uraian Komoditi Commodity Description	Berat Bersih / Net Weight (Kg)		Nilai / Value C.I.F (US\$)	
		Bulan ini Current Month	Kumulatif Cum.Jan. to date	Bulan ini Current Month	Kumulatif Cum.Jan. to date
8541290000	Transistor With A Dissipation Rate Of >= 1 W	58.655	58.655	2.136.479	2.136.479
8541300000	Thyristors,diacs And Triacs, Other Than Photosensitive Devices	3.466	3.466	618.502	618.502
8541401000	Light Emitting Diodes	13.867	13.867	664.004	664.004
8541402000	Photocells, Including Photodiodes/photo- Transistors	7.811	7.811	1.092.639	1.092.639
8541409000	Oth Photosensitive Semiconductor Device, Including Photovoltaic Cells	27.390	27.390	3.169.054	3.169.054
8541500000	Other Semiconductor Devices	23.274	23.274	1.125.723	1.125.723
8541600000	Mounted Piezo-electric Crystals	16.407	16.407	596.435	596.435
8541900000	Parts Of Diodes,transistors & Similar Semiconductor Devices	7.298	7.298	510.830	510.830
8542310000	Processors,controller, Converter, Logic Circuit, Amplifier, Clock Timing Circuit	73.429	73.429	9.940.373	9.940.373
8542320000	Memories Of Elect Integrated Circuits	19.691	19.691	954.128	954.128
8542330000	Amplifiers Of Elect Integrated Circuits	11.974	11.974	154.680	154.680
8542390000	Other Electronic Integrated Circuits	115.865	115.865	30.517.283	30.517.283
8542900000	Parts Of Electronic Integrated Circuits	92.133	92.133	18.346.473	18.346.473
8543100000	Particle Accelerators	1.769	1.769	12.934	12.934
8543200000	Signal Generators	15.683	15.683	72.836	72.836
8543302000	Wet Processing Equip. For The Applic. By Immersion Of	195	195	10.883	10.883
8543309000	Oth Machines & App For Electroplating, Electrolysis/electrophoresis	82.860	82.860	3.069.777	3.069.777
8543701000	Electric Fence Energisers	49	49	32.202	32.202
8543702000	Remote Control Apparatus, Other Than Radio Remote Control Apparatus	41.363	41.363	202.769	202.769
8543703000	Electrical Machines With Translation Or Dictionary Functions	3.645	3.645	284.643	284.643
8543704000	Equip For The Removal Of Dust Particles Or Elimination Of Electrostatic Charge	457	457	7.346	7.346
8543705000	Integrated Receiver/decoder Ird For Direct Broadcast Multimedia Systems	98.942	98.942	1.335.001	1.335.001
8543709010	Electrical Mine Detonators	4.499	4.499	54.833	54.833
8543709090	Other Electrical Detonators	169.298	169.298	1.110.314	1.110.314
8543901000	Parts Of Goods Of Subheading 8543.10/ 8543.20	1.755	1.755	67.235	67.235
8543902000	Parts Of Goods Of Subheading 8543.30.20	12.453	12.453	30.334	30.334
8543903000	Parts Of Goods Of Subheading 8543.70.30	25.707	25.707	225.775	225.775
8543905000	Parts Of Goods Of Subheading 8543.70.50	205	205	998	998
8543909000	Other Parts Of Goods Of Heading 8543	68.543	68.543	721.027	721.027
8544110010	Winding Wire Of Copper, Laquered/ Enamelled	337.962	337.962	3.352.908	3.352.908
8544110020	Winding Wire Of Copper, Cover With Paper Textile Material/pvc	141.106	141.106	742.307	742.307
8544110030	Winding Wire Of Copper, Laquer/enamelled & Cover With Paper, Textile	72.002	72.002	359.113	359.113
8544110040	Winding Wire Of Copper, Rect Cross-sect. And Without Connectors	52.955	52.955	448.392	448.392
8544110090	Other Winding Wire Of Copper	402.780	402.780	2.380.388	2.380.388
8544191000	Winding Wire Not Of Copper, Laquered/ Enamelled	2.435	2.435	23.678	23.678
8544192000	Winding Wire Not Of Copper Of Manganese Resistance Wire	39.902	39.902	2.345.548	2.345.548
8544199000	Other Winding Wire Not Of Copper	423.627	423.627	2.189.975	2.189.975
8544201000	Insulated Cables Fitted With Connectors, For A Voltage <=66.000volts	212.303	212.303	1.583.149	1.583.149
8544202000	Insulated Cable Not Fitted With Connector For A Voltage <=66.000volts	453.716	453.716	2.413.192	2.413.192
8544203000	Insulated Cables Fitted With Connectors For A Voltage >66.000volts	5.715	5.715	60.983	60.983
8544204000	Insulated Cables Not Fitted With Connectors For A Voltage >66.000volts	21.059	21.059	422.346	422.346
8544301000	Wiring Harnesses For Motor Vehicles	48.914	48.914	754.512	754.512
8544309000	Oth Ignition Wiring Sets,oth Wiring Set For Used In Vehicles, Aircraft/ships	176.786	176.786	2.397.161	2.397.161
8544421100	Telephone, Telegraph, Radio Relay Cable Submarine, For Communication, <=	24.880	24.880	392.843	392.843
8544421900	Other Fitted With Connectors For Telecom -munication, Voltage <= 80 V	39.376	39.376	1.032.684	1.032.684
8544422000	Fitted With Connectors For Telecom -munication Voltage > 80 V & <= 1000 V	57.478	57.478	365.517	365.517
8544423000	Battery Cables For Voltage <= 1000 V	6.881	6.881	64.120	64.120
8544429000	Oth Fitted With Connector, For Voltage <= 1000 Volts	472.951	472.951	4.349.188	4.349.188
8544491100	Telephone,telegraph,radio Relay Cable Submarine, Not For Communication,	38.805	38.805	647.301	647.301
8544491900	Other Fitted With Connectors Not For Tel Munication, Voltage <= 80 V	147.022	147.022	1.299.970	1.299.970
8544492100	Shielded Wire For Mnfact.of Auto-wiring Harnesses, Not For Communication,	96.809	96.809	670.495	670.495
8544492900	Oth Fitted With Connectors, <= 80 V, Not For Used For Telecommunications	57.553	57.553	817.240	817.240
8544493100	Telephone,telegraph,radio Relay Cable Submarine, For Communica., >80v &	441	441	967	967
8544493900	Oth Fitted With Connectors For Telecom Munication, Voltage > 80 V And <	29.357	29.357	112.464	112.464
8544494000	Other Fitted With Connectors, > 80 V & <= 1000 V Of A Kind Not Used For	174.905	174.905	1.788.663	1.788.663
8544601000	Other Electric Conductors, Volt > 1 Kv And <= 36 Kv	133.169	133.169	1.101.401	1.101.401
8544602100	Plastic Insulated Elec.cable Having Cross Sec<=400mm For 36kv<volt<=66kv	14.215	14.215	80.246	80.246
8544602900	Plastic Insulated Elec.cable Having Cross Sec>400mm For 36kv<volt<=66kv	202.640	202.640	1.871.199	1.871.199
8544603000	Other Electric Conductors, For A Voltage > 66 Kv	382.571	382.571	2.722.149	2.722.149
8544701000	Optical Fibre Cables Teleph,telegraph, Radio Relay Cables,submarine	7.162	7.162	1.009.139	1.009.139
8544709000	Other Optical Fibre Cables	98.594	98.594	1.023.652	1.023.652
8545110000	Electroda Of A Kind Used For Furnaces	638.469	638.469	2.456.561	2.456.561
8545190000	Electroda Of A Kind Used Not For Furnace	15.176	15.176	96.730	96.730
8545200000	Carbon Brushes For Electrical Purpose	19.111	19.111	239.796	239.796
8545900010	Battery Carbons	188.210	188.210	714.264	714.264
8545900090	Lamp Carbon, Oth Articles Of Graphite/ Oth Carbon, With/without Metal	12.525	12.525	171.375	171.375
8546100000	Electrical Insulators Of Any Material Of Glass	164.088	164.088	730.714	730.714
8546200010	Ceramic Bushing For Tranformator	20.384	20.384	236.164	236.164
8546200090	Oth Elect Insulators Of Any Material Of Ceramics	215.318	215.318	460.673	460.673
8546900000	Oth Elect Insulators Not Of Glass And Of Ceramics	87.414	87.414	994.989	994.989
8547100000	Insulating Fitting Of Ceramics	41.469	41.469	513.833	513.833
8547200000	Insulating Fitting Of Plastics	133.120	133.120	2.034.592	2.034.592
8547901000	Elect Conduit, Joints Therefor, Of Base Metal Lined With Insulating Materials	36.177	36.177	408.115	408.115
8547909000	Oth Insulating Fittings For Elect Mach, Appliances/equipment, Being Fittings	192.625	192.625	815.751	815.751
8548109000	Other Waste, Scrap Of Primary Cells, Primary	1	1	80	80
8548901000	Image Sensors Contact Type Coprprising A Photo-conductive Sensor Element	12.623	12.623	98.223	98.223
8548902000	Printed Circuit Assemblies Incl Such Assemblies For External Connections	34.876	34.876	2.437.222	2.437.222
8548909000	Other Electrical Parts Of Mach And App , Nes	47.309	47.309	2.124.610	2.124.610

I.3. IMPOR MENURUT KOMODITI / IMPORT BY HS COMMODITY

*** JANUARI / JANUARY 2009 ***

HS	Uraian Komoditi Commodity Description	Berat Bersih / Net Weight (Kg)		Nilai / Value C.I.F (US\$)	
		Bulan ini Current Month	Kumulatif Cum.Jan. to date	Bulan ini Current Month	Kumulatif Cum.Jan. to date
8601100000	Rail Locomotives Powered From An External Source Of Electricity	3.903	3.903	68.681	68.681
8602100000	Diesel-electric Locomotives	16.125	16.125	202.269	202.269
8603100000	Self-propelled Railway, tramway Coach, van Truck Powered From Ext. Source Of	1.933	1.933	16.308	16.308
8603900000	Self-propelled Railway, tramway Coach, van Truck Not Power From Ext Source	1	1	403	403
8606100000	Tank Wagons And The Like	45	45	608	608
8606910000	Railway/tramway Goods Vans & Wagon Not Self-propelled Covered And	535	535	3.758	3.758
8606990000	Railway/tramway Goods Vans & wagon Not Self Prope Open, removable Height >	4	4	1.911	1.911
8607120000	Other Bogies And Bissel-bogies	4.400	4.400	18.240	18.240
8607190000	Oth, Including Parts Axles & Wheels	656.671	656.671	3.344.529	3.344.529
8607210000	Air Brakes And Parts Thereof	400	400	28.111	28.111
8607290000	Brakes And Parts Thereof Other Than Air Brakes	1.320	1.320	35.163	35.163
8607300000	Hooks & Oth Coupling Devices, Buffers, And Parts Thereof	1.931	1.931	24.520	24.520
8607910000	Other Parts Of Locomotives	2.000	2.000	117.008	117.008
8607990000	Other Part Of Trolling Stone	17.671	17.671	78.998	78.998
8608002000	Electromechanic Equip Of Railway/tramway Track Fixtures, fitting, Mechanic	5.396	5.396	35.421	35.421
8608009000	Non-electromech Equip Of Railway/tramway Track Fixtures, fitting, Mechanic	12.436	12.436	92.317	92.317
8609001000	Containers Of Metal Design & Equip For Carriage By One/more Modes Of	25.326	25.326	99.198	99.198
8609009000	Other Containers Design & Equip For Carriage By One/more Modes Of	154.692	154.692	372.367	372.367
8701101100	Pedestrian Controlled Tractors, Power <=22.5 Kw For Agricultural Use	869	869	12.032	12.032
8701102900	Pedestrian Controlled Tractors, Power > 22.5 Kw Oth Than For Agricultural Use	3.411	3.411	4.523	4.523
8701209000	Road Tractors For Semi-trailers, Not Ckd	246.777	246.777	2.906.799	2.906.799
8701302000	Track-laying Tractors Of A Cylinder Cap > 1100 Cc	72.070	72.070	677.335	677.335
8701901100	Agriculture Tractors Of A Cylinder Cap <= 1100 Cc	13.531	13.531	61.613	61.613
8701901900	Agriculture Tractors Of A Cylinder Cap <= 1100 Cc	261.642	261.642	1.277.075	1.277.075
8701909100	Other Tractors Of A Cylinder Capacity <= 1100 Cc	2.463	2.463	16.000	16.000
8701909900	Other Tractors Of A Cylinder Capacity > 1100 Cc	204.288	204.288	1.314.144	1.314.144
8702102100	Motor Vehicles For The Transport >=10 P, Vehicle Weight < 6 T, Not Ckd,	6.282	6.282	86.804	86.804
8703101000	Golf Cars, Including Golf Buggies	14.237	14.237	27.297	27.297
8703109000	Vehicles Specially Designed For Travel On Snow And Similar Vehicles	1.930	1.930	110.629	110.629
8703221910	Sedan/station Wagon, 1,000-1500cc, not Ckd Internal Combust Recipro Piston	1.046.656	1.046.656	8.723.632	8.723.632
8703221990	Oth Motor Cars, 1,000-1500 Cc, Not Ckd Internal Combust Recipro Piston	542.663	542.663	4.206.001	4.206.001
8703231000	Ambulances, 1500-3000 Cc Intern Combust Reciprocating Piston Engine	2.770	2.770	3.317	3.317
8703234290	Other Motor Cars, 1800-2000 Cc, Ckd Internal Combust Recipro Piston Engine	137.728	137.728	941.067	941.067
8703235110	Sedan/station Wagons, 1500-1800 Cc, Not Internal Combust Recipro Piston	305.789	305.789	3.560.841	3.560.841
8703235190	Other Motor Cars, 1500-1800 Cc, Not Ckd Internal Combust Recipro Piston	74.793	74.793	829.550	829.550
8703235210	Sedan/station Wagons, 1800-2000 Cc, Not Internal Combust Recipro Piston	88.867	88.867	962.872	962.872
8703235291	Oth Motor Car, 1800-2000 Cc, (4x2) System ,not Ckd, int Combust Recipro Pist	15.726	15.726	162.133	162.133
8703235310	Sedan/station Wagon, 2000-2500cc, not Ckd Internal Combust Recipro Piston	113.100	113.100	1.601.775	1.601.775
8703235391	Oth Motor Car, 2000-2500cc, (4x2) System ,not Ckd, int Combust Recipro Pist	316.332	316.332	3.338.762	3.338.762
8703235392	Oth Motor Car, 2000-2500cc, (4x4) System ,not Ckd, int Combust Recipro Pist	3.580	3.580	42.300	42.300
8703235410	Sedan/station Wagon, 2500-3000cc, not Ckd Internal Combust Recipro Piston	22.050	22.050	554.956	554.956
8703245010	Sedan/station Wagons, > 3000 Cc, not Ckd Internal Combust Recipro Piston	23.468	23.468	624.393	624.393
8703245091	Oth Motor Cars, > 3000 Cc, (4x2) System ,not Ckd, int Combust Recipro Pist	3.969	3.969	49.507	49.507
8703245092	Oth Motor Cars, > 3000 Cc, (4x4) System ,not Ckd, int Combust Recipro Pist	48.621	48.621	761.830	761.830
8703325100	Sedan/station Wagon, 1500-2000cc, not Ckd, Diesel	14.485	14.485	155.197	155.197
8703329900	Other Vehicles, 2000-2500 Cc, Not Ckd, Diesel	23.713	23.713	402.292	402.292
8703335100	Other Motor Cars, 2500-3000 Cc, Not Ckd, Diesel	2.592	2.592	24.200	24.200
8703335200	Other Motor Cars, > 3000 Cc, Not Ckd, Diesel	8.660	8.660	93.456	93.456
8703339000	Other Vehicles, > 2500 Cc, Not Ckd, Diesel	10.398	10.398	209.660	209.660
8704102100	Damper Designed For Off Highway, >24 T, Ckd	1.211.755	1.211.755	19.374.378	19.374.378
8704102200	Damper Designed For Off Highway, > 24 T Not Ckd	3.230.445	3.230.445	38.609.088	38.609.088
8704212900	Other Vans, <= 5 T, Not Ckd, Diesel	170.405	170.405	1.692.813	1.692.813
8704222900	Other Vans, 5-6 T, Not Ckd, Diesel	5.324	5.324	76.427	76.427
8704222919	Other Vans, 6-10 T, Not Ckd, Diesel	2.826	2.826	4.809	4.809
8704234900	Other Vans, > 24 T, Not Ckd, Diesel	619.217	619.217	4.420.063	4.420.063
8704312900	Other Vans, <= 5 T, Not Ckd, Internal Combustion Piston Engine	680.960	680.960	3.639.104	3.639.104
8705300000	Fire Fighting Vehicles	17.280	17.280	346.120	346.120
8705905000	Street Clean Vhcl, Incl Cesspit Emptier Mobile Clinic; spray Lorries Of All Kinds	13.207	13.207	181.546	181.546
8705909000	Other Special Purpose Motor Vehicles	34.871	34.871	970.939	970.939
8706005000	Chassis Fitted With Engines For Vehicles Of Heading 8705	232	232	532	532
8707100000	Bodies For The Vehicles Of Heading 8703	11.813	11.813	46.394	46.394
8707901000	Bodies For The Vehicles Of Heading 8701	108	108	630	630
8707909000	Bodies For The Vehicles Of Heading 8702, 8704	410.381	410.381	2.209.865	2.209.865
8708101000	Bumper & Parts For Vehicles Heading 8701	1.236	1.236	15.017	15.017
8708109000	Bumper & Parts For Vehicles Heading 8702 ;8703;8704; 8705	147.773	147.773	1.321.960	1.321.960
8708211000	Safety Seat Belt For Vehicles 8701	36	36	321	321
8708219000	Safety Seat Belt For Vehicles 8702; 8703 ; 8704; 8705	66.096	66.096	612.832	612.832
8708291100	Component Of Door Trim Assembly For Hd 8701	1.752	1.752	42.359	42.359
8708291200	Component Of Door Trim Assembly For Hd 8703	37.744	37.744	409.841	409.841
8708291300	Component Of Door Trim Assembly For Hd 8705/subheading 8704.10	9.647	9.647	70.799	70.799
8708291900	Component Of Door Trim Assembly For Hd 8702 & 8704 (exlcuding 8704.10)	48.064	48.064	149.982	149.982
8708292000	Parts Of Safety Seat Belts Of Heading 8701-8705	65.860	65.860	488.274	488.274
8708299100	Oth Part, Access Of Bodies For Agricul. Tractors Of Subhead 8701.10/8701.90	772	772	15.599	15.599
8708299200	Oth Part, Access Of Bodies For Agricul. Vehicles Of Heading 8701	1.287	1.287	7.128	7.128
8708299300	Oth Part, Access Of Bodies For Agricul. Of Heading 8703	406.554	406.554	4.112.992	4.112.992
8708299900	Oth Part, Access Of Bodies For Agricul. Of Heading 8702; 8704; 8705	153.916	153.916	1.084.074	1.084.074
8708301000	Brakes, servo-brakes; Parts Thereof For Vehicles Of Heading 87.01	646	646	8.616	8.616
8708302000	Brakes, servo-brakes; Parts Thereof For Vehicles Of Heading 87.03	162.644	162.644	2.591.028	2.591.028

I.3. IMPOR MENURUT KOMODITI / IMPORT BY HS COMMODITY
***** JANUARI / JANUARY 2009 *****

H S	Uraian Komoditi Commodity Description	Berat Bersih / Net Weight (Kg)		Nilai / Value C.I.F (US\$)	
		Bulan ini Current Month	Kumulatif Cum.Jan. to date	Bulan ini Current Month	Kumulatif Cum.Jan. to date
8708309000	Brakes,servo-brakes; Parts Thereof For Vehicles Of Heading 8702; 8704; 8705	371.735	371.735	1.963.632	1.963.632
8708401100	Gear Boxes, Unassembled For Vehicles Of Heading 87.03	14.648	14.648	65.051	65.051
8708401200	Gear Boxes, Unassembled For Vehicles Of Subheading 8704.10/heading 8705	908	908	13.081	13.081
8708401900	Gear Boxes, Unassembled For Vehicles Of Head 8701-8702 & 8704 (exc)	41.256	41.256	881.621	881.621
8708402100	Gear Boxes, Assembled For Agri Tractors Of Subheading 8701.10/8701.90	90	90	389	389
8708402200	Gear Boxes, Assembled For Oth Vehicle Of Heading 87.01	4.538	4.538	63.112	63.112
8708402300	Gear Boxes, Assembled For Vehicle Of Hd 87.03	53.328	53.328	571.526	571.526
8708402400	Gear Boxes, Assembled For Vehicle Of Subheading 8704.10/heading 8705	190	190	3.850	3.850
8708402900	Gear Boxes, Assembled For Vehicles Of Heading 8702 & 8704 (excluding	14.317	14.317	174.704	174.704
8708409000	Parts Of Gear Boxes	82.395	82.395	395.072	395.072
8708501100	Drive-axles With Differential, Unassabl For Vehicles Of Heading 87.03	164.484	164.484	2.460.364	2.460.364
8708501200	Drive-axles With Differential, Unassabl For Vhcl Of Subhead 8704.10/head	12.790	12.790	71.691	71.691
8708501900	Drive-axles With Differential, Unassabl For Vhcl Hd 8701-8702&8704(exc	68.033	68.033	796.973	796.973
8708502100	Drive-axles With Differential, Assabled For Agri Tractor Of Subhd	28	28	286	286
8708502200	Drive-axles With Differential, Assabled For Other Vehicles Of Heading 87.01	14.708	14.708	199.746	199.746
8708502300	Drive-axles With Differential, Assabled For Vehicles Of Heading 87.03	205.231	205.231	1.710.068	1.710.068
8708502400	Drive-axles With Differential, Assabled For Vhcl Of Subhd 8704.10/hd 87.05	7.440	7.440	43.093	43.093
8708502900	Drive-axles With Differential, Assabled For Vhcl Of Hd 8702,8704 (exc 8704.10)	175.444	175.444	999.664	999.664
8708509000	Parts Of Drive-axles With Differential, Non-driving, Axles	64.574	64.574	272.206	272.206
8708701100	Wheel Centre Discs And Caps For Agri Tractors Of Subheading	47.210	47.210	109.305	109.305
8708701300	Wheel Centre Disc & Cap For Oth Vehicle Of Heading 87.03	254.969	254.969	755.728	755.728
8708701400	Wheel Centre Disc & Cap For Oth Vehicle Of Subheading 8704.10/heading	42.994	42.994	232.918	232.918
8708701900	Wheel Centre Disc & Cap For Oth Vehicle Of Heading 8702 & 8704 (exc)	127.933	127.933	334.564	334.564
8708709100	Other Road Wheel For Agri Tractors Of Subheading 8701.10/8701.90	3.806	3.806	45.137	45.137
8708709300	Other Road Wheel For Vehicles Of Head 87.03	27.427	27.427	187.534	187.534
8708709400	Other Road Wheel For Vehicles Of Subhd 8704.10/heading 87.05	18.506	18.506	219.966	219.966
8708709900	Other Road Wheel For Vehicles Of Head 8702 & 8704 (excluding 8704.10)	77.823	77.823	135.991	135.991
8708801100	Suspension Systems For Agri Tractors Of Subheading 8701.10/8701.90	1.445	1.445	3.157	3.157
8708801200	Suspension Systems For Oth Vehicles Of Heading 87.01	842	842	19.566	19.566
8708801300	Suspension Systems For Vehicles Of Head 87.03	26.380	26.380	92.995	92.995
8708801400	Suspension Systems For Vehicle Of Sebhd 8704.10/heading 87.05	11.044	11.044	162.145	162.145
8708801900	Suspension Systems For Vehicle Of Sebhd 8702 & 8704 (excluding 8704.10)	92.596	92.596	195.021	195.021
8708809000	Parts Of Suspension Systems (incl Shock - absorbers)	249.923	249.923	1.911.273	1.911.273
8708911100	Radiators Systems For Agri Tractors Of Subheading 8701.10/8701.90	244	244	6.041	6.041
8708911200	Radiators For Other Vehicles Of Heading 87.01	383	383	8.247	8.247
8708911300	Radiators For Vehicles Of Heading 87.03	17.241	17.241	121.355	121.355
8708911400	Radiators For Vehicles Of Subhd 8704.10 Or Heading 87.05	6.703	6.703	77.929	77.929
8708911900	Radiators For Vehicles Of Heading 87.02, 8704 (excluding 8704.10)	44.451	44.451	234.032	234.032
8708919000	Parts Of Radiator	96.906	96.906	855.442	855.442
8708921000	Silencers (mufflers),exhaust Pipe; Parts For Vehicles Of Heading 87.01	92	92	4.616	4.616
8708922000	Silencers (mufflers),exhaust Pipe; Parts For Vehicles Of Heading 87.03	320.653	320.653	3.304.506	3.304.506
8708923000	Silencers (mufflers),exhaust Pipe; Parts For Vhcl Of Subhd 8704.10/head 87.05	333	333	6.963	6.963
8708929000	Silencers (mufflers),exhaust Pipe; Parts For Vhcl Of Hd 8702,8704 (exc	43.933	43.933	504.157	504.157
8708931000	Clutches And Parts Thereof For Agri Tractors Of Subhd 8701.10/8701.90	5.992	5.992	115.538	115.538
8708933000	Clutches, Parts Thereof For Oth Vehicle Of Heading 87.03	113.825	113.825	1.198.994	1.198.994
8708934000	Clutches, Parts Thereof For Vehicles Of Subheading 8704.10/heading 87.05	1.509	1.509	27.761	27.761
8708939000	Clutches, Parts Thereof For Vehicles Of Heading 8702 & 8704 (excluding	186.268	186.268	836.537	836.537
8708941000	Steering Wheels With Airbag Assemblies	3.904	3.904	86.622	86.622
8708949100	Oth Steering Wheels, Columns,boxes For Agri. Tractors Of Subhd	14	14	181	181
8708949200	Oth Steering Wheels, Columns,boxes For Other Vehicles Of Heading 87.01	90	90	1.764	1.764
8708949300	Oth Steering Wheels, Columns,boxes For Vehicles Of Subheading 87.03	304.690	304.690	4.373.463	4.373.463
8708949900	Oth Steering Wheels, Columns,boxes For For Vehicles Of Head 8702, 8704,	41.264	41.264	379.339	379.339
8708951000	Safety Airbags With Inflator System	206.983	206.983	764.905	764.905
8708959000	Parts Of Safety Airbags With Inflator System	95	95	2.687	2.687
8708991100	Unassembled Fuel Tank;engine Bracket For Vehicles Of Heading 87.01	1.457	1.457	17.823	17.823
8708991200	Unassembled Fuel Tank;engine Bracket For Vehicles Of Heading 87.03	90.126	90.126	1.031.145	1.031.145
8708991900	Unassembled Fuel Tank;engine Bracket For Vehicles Of Head 87.02; 87.04;	104.472	104.472	776.975	776.975
8708999100	Other Parts And Accesories For Agri Tractors Of Subhd 8701.10/8701.90	19.183	19.183	349.760	349.760
8708999200	Other Parts,aces For Other Vehicles Of Heading 87.01	189	189	2.309	2.309
8708999300	Other Parts,aces For Other Vehicles Of Heading 87.03	1.674.208	1.674.208	12.360.665	12.360.665
8708999900	Other Parts,aces For Other Vehicles Of Heading 87.02, 8704, 8705	1.945.770	1.945.770	13.092.962	13.092.962
8709190000	Non Elect Work Truck,self-propelled,not Fitted With Lift/handl Equip,in Factory	17.106	17.106	158.692	158.692
8709900000	Part Of Work Trucks,self-propelled, Not Fitted With Lift/handl Equip, In Factory	4.737	4.737	39.884	39.884
8710000000	Tanks, Other Armoured Fighting Vehicles, Motorised, With Weapons/not, &	1.075	1.075	22.096	22.096
8711101900	Other Motorcycles, Reciprocating Internal Piston Engine < 50 Cc, Ckd	37.056	37.056	45.182	45.182
8711109100	Motorcycle,incl Moped,scooters, Recipro Int Combust Piston Engine <50 Cc,not	36.001	36.001	46.500	46.500
8711201090	Motocross Motorcycles, With Recipro Int Combust Pist Engine, 50-250 Cc, Not	5.540	5.540	108.195	108.195
8711202300	Motorcycles, Scooters, With Recipro Int Combust Piston Engine, 150 -200 Cc,	21.450	21.450	77.400	77.400
8711204100	Motorcycles, Scooters, With Recipro Int Combust Piston Engine, 50-125 Cc,not	462	462	5.967	5.967
8711204200	Motorcycles, Scooters, With Recipro Int Combust Piston Engine, 125-150cc,not	9.811	9.811	99.959	99.959
8711204300	Motorcycles, Scooters, With Recipro Int Combust Piston Engine, 150-200cc,not	54.600	54.600	427.854	427.854
8711204400	Motorcycles, Scooters, With Recipro Int Combust Piston Engine, 200-250cc,not	43.801	43.801	595.805	595.805
8711401090	Motocross Motorcycles, With Recipro Int Combust Pist Engine, 500-800 Cc, Not	2.915	2.915	45.000	45.000
8711409000	Other Motorcycles, Recipro Int Piston Engine, 500 -800 Cc, Not Ckd	148	148	35.212	35.212
8711909000	Other Motorcycles, Not Ckd	8.904	8.904	3.536	3.536
8712001000	Racing Bicycles	204	204	5.043	5.043
8712002000	Bicycles Designed To Be Ridden By Children	793.200	793.200	642.527	642.527
8712003000	Other Bicycles	23.017	23.017	74.796	74.796

I.3. IMPOR MENURUT KOMODITI / IMPORT BY HS COMMODITY
***** JANUARI / JANUARY 2009 *****

HS	Uraian Komoditi Commodity Description	Berat Bersih / Net Weight (Kg)		Nilai / Value C.I.F (US\$)	
		Bulan ini Current Month	Kumulatif Cum.Jan. to date	Bulan ini Current Month	Kumulatif Cum.Jan. to date
8712009000	Other Cycles	113.620	113.620	250.914	250.914
8713100000	Carriages For Disabled Persons, Not Mechanically Propelled	28.485	28.485	73.102	73.102
8713900000	Carriages For Disabled Persons, Mechanically Propelled	51.771	51.771	116.893	116.893
8714110000	Saddles Of Motorcycles (incl. Mopeds)	2.262	2.262	17.321	17.321
8714190010	Clutch Assembly Of Motorcycles (incl. Mopeds)	216.477	216.477	2.689.801	2.689.801
8714190020	Gear Assembly Of Motorcycles (incl. Mopeds)	563.895	563.895	3.834.397	3.834.397
8714190030	Spokes/nipples Of Motorcycles (incl. Mopeds)	2.006.674	2.006.674	19.625.591	19.625.591
8714190040	Oth Part & Acces, For Motorcycles Of Subheading, 8711.10, 8711.20/8711.90	14.239	14.239	60.236	60.236
8714190090	Oth Part & Acces, For Motorcycles Of Subheading, 8711.30, 8711.40/8711.50	707.150	707.150	6.120.866	6.120.866
8714911000	Frames & Forks For Bicycles Of Subhead 8712.00.20	31.783	31.783	57.512	57.512
8714919000	Oth Parts Of Forks	234.212	234.212	1.719.462	1.719.462
8714921000	Wheel Rims And Spokes For Bicycles Of Subheading 8712.00.20	30.689	30.689	41.782	41.782
8714929000	Other Wheel Rims And Spokes	172.982	172.982	793.794	793.794
8714931000	Hubs,(exc Coaster Brake Hub, Hub Brake, Free/sprocket-wheel), Bicycle	7.490	7.490	18.887	18.887
8714939000	Oth Hub, (exc Coaster Braking Hub, Hub Brake, Free/sprocket-wheel)	58.582	58.582	423.234	423.234
8714941000	Brakes,(incl Coast Brake Hub,hub Brake) For Bicycles Of Subheading	20.340	20.340	18.300	18.300
8714949000	Oth Brakes, (incl Coaster Braking Hubs, Hub Brakes)	225.033	225.033	1.454.465	1.454.465
8714951000	Saddles For Bicycles Of Subhd 8712.00.20	1.512	1.512	2.147	2.147
8714959000	Other Saddles	52.578	52.578	182.629	182.629
8714961000	Pedals And Crank-gear,& Parts Thrf For Bicycles Of Subheading 8712.00.20	7.377	7.377	1.637	1.637
8714969000	Other Pedals And Crank-gear,& Parts Thrf	73.001	73.001	450.694	450.694
8714991000	Parts & Accessories Of Bicycle Of Subhd 8712.00.20	285	285	437	437
8714999000	Parts & Accessories Of Vehicle Of Head 87.11 To 87.13. (exc. 8712.00.20)	943.552	943.552	6.026.750	6.026.750
8715000000	Baby Carriages, Trailers, Semi-trailers, Oth Vhcl, Not Mechanically Propel;& Part	142.637	142.637	282.611	282.611
8716310000	Tanker Trailers,tanker Semi-trailers For The Transport Of Goods	10.101	10.101	42.092	42.092
8716400000	Other Trailers And Semi-trailers	222.495	222.495	1.052.430	1.052.430
8716801000	Cart,wagon,sack Truck,hand Trolleys & Similar Hand-propelled Vhcl Used In	49.711	49.711	79.234	79.234
8716802000	Wheelbarrows A Kind Used In Factory/ Workshops	14.683	14.683	18.544	18.544
8716809000	Oth Vehicles, Not Mechanically Propelled	28.729	28.729	355.497	355.497
8716901100	Wheels For Trailers And Semi-trailers	24.839	24.839	72.860	72.860
8716901300	Other Parts For Goods Of Subheading 8716.20	49	49	1.326	1.326
8716901900	Other Parts For Trailers, Semi-trailers	99.522	99.522	465.552	465.552
8716909100	Parts For Goods Of Subhead 8716.80.10 Or 8716.80.20	21.482	21.482	67.662	67.662
8716909900	Other Parts For Other Vehicles	132.045	132.045	234.478	234.478
8802209000	Other Aircraft Of An Unladen Weight, <= 2,000 Kg	2.500	2.500	1.366.120	1.366.120
8802401000	Aeroplanes Of An Unladen Weight > 15,000 Kg	727.070	727.070	63.742.500	63.742.500
8803100000	Propellers, Rotors, Parts Thereof Of Heading 88.01/88.02.	23.824	23.824	1.219.000	1.219.000
8803200000	Under-carriages, Parts Thereof Heading 88.01/88.02.	12	12	48.227	48.227
8803300000	Other Parts Of Aeroplanes/helicopters Heading 88.01/88.02.	19.817	19.817	11.573.455	11.573.455
8803901000	Parts Of Telecommunication Satellites	28.776	28.776	123.242	123.242
8803902000	Parts Of Balloons, Gliders/kites	12	12	609	609
8803909000	Other Parts Of Goods Of Heading 88.01 Or 88.02	3.392	3.392	6.445.103	6.445.103
8804000000	Parachutes (incl Dirigible Parachutes, Paragliders)&rotochutes,parts,acces Thrf	96	96	174.457	174.457
8805100000	Aircraft Launching Gear, Part Thereof, Deck Arrestor/similar Gear, Part Thereof	92	92	1.607	1.607
8805291000	Ground Flying Trainers	88	88	3.335	3.335
8901101000	Cruise Ships,excursion Boats,ferry- Boats Of Gross Tonnage <= 26 Ton	48	48	441	441
8901102000	Cruise Ships,excursion Boats,ferry- Boats Of Gross Tonnage>26 But<=250ton	1.381.000	1.381.000	234.905	234.905
8901206000	Tankers Of Gross Tonnage > 5000 Ton	2.811.000	2.811.000	10.207.433	10.207.433
8901901200	Other Vessels, Not Motorised Of Gross Tonnage > 26 But <= 250 Ton	500.000	500.000	335.579	335.579
8901901400	Other Vessels, Not Motorised Of Gross Tonnage > 500 Ton	23.859.000	23.859.000	45.149.519	45.149.519
8901902200	Other Vessels, Motorised Of Gross Tonnage > 26 But <= 250 Ton	17.420.000	17.420.000	28.143.715	28.143.715
8901902300	Other Vessels, Motorised Of Gross Tonnage > 250 But <= 500 Ton	1.259.000	1.259.000	607.826	607.826
8901902400	Other Vessels, Motorised Of Gross Tonnage > 500 But <= 4000 Ton	10.624.000	10.624.000	7.707.429	7.707.429
8903100000	Yachts&oth Vessels For Pleasure/sports Rowing Boats&canoes, Inflatable	10.906	10.906	13.838	13.838
8904001900	Tugs Of Gro Tonnage >26 Ton, Of A Power <= 4000 Hp	994.000	994.000	14.774.266	14.774.266
8904002100	Tugs Of Gro Tonnage <26 Ton, Of A Power <= 4000 Hp	82.000	82.000	3.750.000	3.750.000
8905100000	Dredgers	2.387.000	2.387.000	2.552.327	2.552.327
8905200000	Floating/submersible Drilling/ Production Platforms	401.938	401.938	2.172.362	2.172.362
8905901000	Floating Docks Of A Gro Ton > 100 Tons	25.000	25.000	398.577	398.577
8905909000	Oth Vessels W/navigability Of Which Is Subsidiary To Their Main Function	184.123	184.123	1.395.260	1.395.260
8906901000	Lifeboats Oth Than Rowing Boats, Oth Vessels Of Displacement <= 30 Tons	15.546	15.546	77.000	77.000
8906909000	Lifeboats Oth Than Rowing Boats, Oth Vessels Of Displacement > 30 Tons	48.782	48.782	198.204	198.204
8907100000	Floating Structures, Inflatable Rafts	35.293	35.293	379.932	379.932
8907901000	Buoys	11.645	11.645	61.752	61.752
8907909000	Other Floating Structures	63.653	63.653	554.196	554.196
8908000000	Articles Of Headings 89.01-89.06 Imported For Breaking Up	47	47	10.745	10.745
9001101000	Optical Fibres,optical Fibre Bundles& Cables For Telecom.&oth Electrical Use	27.059	27.059	530.331	530.331
9001109000	Optical Fibres, Optical Fibre Bundles&cables For Other Purpose	37.291	37.291	984.587	984.587
9001200000	Sheets&plates Of Polarising Material	1.234	1.234	76.414	76.414
9001300000	Contact Lenses	74.884	74.884	6.080.076	6.080.076
9001400000	Spectacle Lenses Of Glass	685	685	2.781	2.781
9001500000	Spectacle Lenses Of Other Materials	6.024	6.024	212.563	212.563
9001901000	Lenses & Optic Elements For Photograp Or Cinematographic Cameras	159	159	17.335	17.335
9001909010	Lenses & Prisms For Lighthouses/beacons	23	23	107	107
9001909090	Oth Elements Of Glass Not Optically Worked	670	670	76.232	76.232
9002190000	Objective Lenses For Cameras & Other Projector	2.669	2.669	41.290	41.290
9002190000	Objective Lenses For Oth Instruments & Apparatus	1.492	1.492	9.661	9.661
9002202000	Filters For Cinematographic Cameras, Photographic Cameras & Oth Projectors	1.161	1.161	5.221	5.221

I.3. IMPOR MENURUT KOMODITI / IMPORT BY HS COMMODITY

*** JANUARI / JANUARY 2009 ***

HS	Uraian Komoditi Commodity Description	Berat Bersih / Net Weight (Kg)		Nilai / Value C.I.F (US\$)	
		Bulan ini Current Month	Kumulatif Cum.Jan. to date	Bulan ini Current Month	Kumulatif Cum.Jan. to date
9002209000	Filters For Oth Instruments&apparatus	12	12	831	831
9002901000	Lenses&prisms For Lighthouses/beacons	42	42	609	609
9002903000	Lenses&prisms For Cinematographic Cam. Photographic Cameras&oth	7	7	191	191
9002909000	Lenses&prisms For Oth Instruments	8.538	8.538	78.619	78.619
9003110000	Frames&mountings For Spectacles, Goggles Of Plastics	2.480	2.480	10.001	10.001
9003190000	Frames&mountings For Spectacles, Goggles Of Other Materials	11.720	11.720	52.240	52.240
9003900000	Parts Of Frames&mountings For Spectacles, Goggles&the Like	2.120	2.120	88.298	88.298
9004100000	Sunglasses	53.847	53.847	174.331	174.331
9004901000	Corrective Spectacles	18.033	18.033	163.998	163.998
9004905000	Protective Goggles	156	156	5.181	5.181
9004909000	Other Spectacles & Goggles	52.194	52.194	176.697	176.697
9005100000	Binoculars	1.848	1.848	4.588	4.588
9005801000	Astronomical Instrumens, Excluding Instruments For Radio-astronomy	413	413	1.461	1.461
9005809000	Monoculars & Oth Optical Telescopes	4.931	4.931	15.373	15.373
9005901000	Parts&accessories (incl Mountings) For Astron.cal Instr.ex.instrum.f Rad.astr	157	157	546	546
9005909000	Parts&accessories (include Mountings) For Oth Optical Telescopes	672	672	1.305	1.305
9006109000	Oth Cameras Of A Kind Used For Preparing Printing Plates/cylinders	101	101	3.350	3.350
9006400000	Instant Print Cameras	37	37	1.690	1.690
9006520010	Camr.of A Kind Used For Recording Doc. > 35 Mm	102	102	8.002	8.002
9006520090	Other Cameras For Roll Film Of A Width > 35 Mm	1.022	1.022	5.942	5.942
9006530090	Cameras Of Oth. A Kind Used For Rec. Doc On Microfilm, Microfiche	6.026	6.026	17.047	17.047
9006599090	Other Camera For Recording Document On Mic.film, Microfiche/oth Microforms	293	293	743	743
9006690000	Oth Photographic Flashlight Apparatus & Flashbulbs	122	122	450	450
9006919000	Other Parts & Accessories For Cameras	1.446	1.446	34.018	34.018
9006991000	Parts & Accessories For Photographic Flash-light Apparatus	946	946	2.451	2.451
9006999000	Parts & Accessories Not For Photograp Flash-light Apparatus	5.976	5.976	1.009.285	1.009.285
9007190000	Other Cinematographic Cameras	451	451	11.836	11.836
9007209000	Oth Projectors Whether/not Incorpor. Sound Recording/reproducing Apparatus	4.649	4.649	51.250	51.250
9007910000	Parts And Accessories For Cameras	7.095	7.095	535.266	535.266
9007920000	Parts And Accessories For Projectors	265	265	3.646	3.646
9008100000	Slide Projectors, Oth Than Cinematographic	769	769	1.274	1.274
9008200000	Microfilm, Microfiche/oth M. Readers, Whether/not Capable Of Prod. Copies	160	160	10.762	10.762
9008300000	Other Image Projectors	1.463	1.463	10.603	10.603
9008409000	Other Photographic Enlargers And Reducers (other Than Cinematographic)	592	592	6.320	6.320
9008901000	Parts And Accessories Of The Goods Of Subheading 9008.20.00	31.304	31.304	1.589.259	1.589.259
9010100000	Apparatus And Equipment For Automatically Developing X-ray Film	18.565	18.565	62.292	62.292
9010501000	App. For The Projec./drawing Of Circ. Patt.on Sensit.substrates For Mk Ofpcb	187	187	879	879
9010509000	Oth App&equip For P.grap (including Cinematographic); Negatoscopes	5.852	5.852	60.017	60.017
9010600000	Projection Screens Of 300 Inches Or More	40.694	40.694	117.443	117.443
9010909000	Parts & Acc.of Oth Apparatus&equip For Photographics Laboratories	1.070	1.070	15.713	15.713
9011100000	Stereoscopic Microscopes	326	326	13.333	13.333
9011200000	Other Microscopes, For Photomicrograp Cinephotomicrography/microproject	9.410	9.410	21.223	21.223
9011800000	Other Microscopes	13.841	13.841	193.982	193.982
9011900000	Parts And Accessories Of Stereoscopic Microscope	152	152	15.075	15.075
9012100000	Microscopes Oth Than Optical Microscope Diffraction Apparatus	818	818	2.703	2.703
9012900000	Parts And Accessories For Microscope	2.482	2.482	1.889	1.889
9013100000	Telescopic Sights For Fitting To Arms Periscopes; Telescopes Design To Form	283	283	794	794
9013200000	Lasers, Other Than Laser Diodes	745	745	1.169	1.169
9013801000	Optical Error Verifications&repair App.for Pcb/pwbs&pcas	37	37	8.506	8.506
9013802000	Liquid Crystal Devices	1.138	1.138	74.248	74.248
9013809000	Other Devices, Appliances&instrumens Of Other Optical Appliances	6.141	6.141	325.244	325.244
9013901000	Parts & Accessories Of Goods Of Subheading 9013.20.00	23	23	265	265
9013909000	Parts&accessories Of Other Goods Of Subheading 90.13	8	8	500	500
9014100000	Direction Finding Compasses	3.032	3.032	11.082	11.082
9014200000	Instrum.&appl.for Aeronautical/space Navigation (other Than Compasses)	23	23	58.746	58.746
9014801000	Navig'nal Instrum.&appl.used On Ships ,work With An Automatic Data	257	257	15.916	15.916
9014809000	Other Navigational Instruments&appliances	1.215	1.215	48.769	48.769
9014901000	Parts&acc.of Ships Navig'nal Instrum Work With An Automatic Data Process.	4	4	5.654	5.654
9014909000	Parts&accessories Of Oth Navigational Instruments&appliances	4.610	4.610	2.020.674	2.020.674
9015109000	Other Rangefinders	3.147	3.147	23.900	23.900
9015200000	Theodolites And Tachymeters (tacheometers)	256	256	52.307	52.307
9015300000	Levels [measuring Higher Of Ground]	647	647	7.665	7.665
9015400000	Photogrammetrical Surveying Instruments & Appliances	269	269	4.332	4.332
9015801000	Radio Sonde And Radio Wind Apparatus	42	42	1.675	1.675
9015809000	Other Instruments&appliances For Surveying	9.101	9.101	870.587	870.587
9015900000	Parts&accessories Of Surveying Instruments And Appliances	55.845	55.845	1.868.628	1.868.628
9016001000	Balances Of A Sens'vity Of 5cg/better, W/without Their Weights, Electronic	4.683	4.683	87.392	87.392
9016009000	Balances Of A Sens'vity Of 5cg/better, W/without Their Weights,not Electronic	17.694	17.694	64.021	64.021
9017101000	Plotters Whether I/o Units Of Hd 84.71 Or Drawing/drafting Of Head 90.17	256	256	461	461
9017109000	Other Drafting Tables & Machines, Whether/not Automatic	500	500	33.282	33.282
9017201000	Rulers	17.485	17.485	57.191	57.191
9017203000	App.for The Project/drawing Of Circ. Patt.on Sens'zed Subs's For Mfc.of Pcb	287	287	9.308	9.308
9017209000	Other Drawing, Marking-out/ Mathematical Calculating Instruments	33.153	33.153	57.320	57.320
9017300000	Micrometers, Callipers And Gauges	23.945	23.945	398.334	398.334
9017800000	Other Instruments Micrometers Callipers&gauges	71.388	71.388	125.395	125.395
9017902000	Parts&acc.of App.for The Project/drwg Of Circ.patt.on Sens.subs'tes For Pcb	45	45	656	656
9017909000	Parts And Accessories Of Other Instruments	954	954	46.775	46.775
9018110000	Electro-cardiographs	1.100	1.100	75.082	75.082

I.3. IMPOR MENURUT KOMODITI / IMPORT BY HS COMMODITY

*** JANUARI / JANUARY 2009 ***

H S	Uraian Komoditi Commodity Description	Berat Bersih / Net Weight (Kg)		Nilai / Value C.I.F (US\$)	
		Bulan ini Current Month	Kumulatif Cum.Jan. to date	Bulan ini Current Month	Kumulatif Cum.Jan. to date
9018120000	Ultrasonic Scanning Apparatus	957	957	297.567	297.567
9018190000	Other Electro-diagnostic Apparatus	51.564	51.564	1.985.182	1.985.182
9018200000	Ultra-violet/infra-red Ray Apparatus	524	524	4.912	4.912
9018311000	Disposable Syringes	82.514	82.514	548.650	548.650
9018319000	Other Syringes, With/without Needles	59.655	59.655	483.518	483.518
9018320000	Tubular Metal Needles And Needles For Sutures	39.400	39.400	482.901	482.901
9018391000	Oth. Catheters	4.526	4.526	240.258	240.258
9018392000	Oth.tubular Metal Needles And Needles For Sutures	301	301	3.823	3.823
9018399000	Other Instruments And Appliances, Used In Dental Science	355.516	355.516	1.898.425	1.898.425
9018410000	Dental Drill Eng.,whether/not Comb. On A Single Bs With Oth Dental Equip.	31	31	3.288	3.288
9018490000	Oth.dental Drill Eng.,whether/not Comb. On A Single Bs With Oth Dental Equip.	14.934	14.934	39.785	39.785
9018500000	Other Ophthalmic Instruments&appliances	3.040	3.040	32.522	32.522
9018902000	Intravenous Administration Set (adult)	2.522	2.522	144.740	144.740
9018903000	Electronic Instruments And Appliances	2.838	2.838	218.015	218.015
9018909000	Other Instruments&appliances In Medical	383.135	383.135	4.438.358	4.438.358
9019101000	Electr. Mechano-therapy Appl.massage Apparatus	26.494	26.494	238.765	238.765
9019109000	Oth. Electr. Mechano-therapy Appl. Massage App.	29.399	29.399	84.570	84.570
9019200000	Ozone Therapy,oxygen Therapy, Aerosol Therapy, Artificial Respiration/other	13.120	13.120	167.769	167.769
9020000000	Oth Breathing Appl.&gas Masks, Excl. Protec.masks Having Neith. Mech'l Part	5.839	5.839	94.935	94.935
9021100000	Orthopaedic/fracture Appliances	21.590	21.590	89.020	89.020
9021400000	Hearing Aids, Excluding Parts And Accessories	21	21	46	46
9021900000	Oth Appl.which Are Worn/carried/implan In The Body.to Comp'ate For A Defect	5.577	5.577	4.465.787	4.465.787
9022120000	Computed Tomography Apparatus	9.826	9.826	488.591	488.591
9022140000	Oth. Computed Tomography Apparatus For Medical, Surgical/veterinary Uses	5.030	5.030	251.112	251.112
9022199000	X-ray Apparatus For Other Uses	29.163	29.163	500.178	500.178
9022210000	Alpha,beta/gamma Radiations App For Medic.surgical,dental/veterinary Uses	17.270	17.270	610.611	610.611
9022290000	Alpha, Beta/gamma Radiations Apparatus For Other Uses	41	41	30.735	30.735
9022300000	X-ray Tubes For Medical, Surgical,/ Veterinary Uses	130	130	42.077	42.077
9022901000	Parts&acc.of X-ray App F The Physical Inspec.of Solder Joints On Pcas	5	5	900	900
9022909000	Parts & Accessories For Other X-ray, Alpha,beta/gamma Radiations Apparatus	2.056	2.056	197.236	197.236
9023000000	Instrum. App.&models,for Demonstra'nal Purp.(exam. In Education/exhibitions)	16.751	16.751	1.016.833	1.016.833
9024101000	Machines And Appliances For Testing Metals, Electrically Operated	11.713	11.713	137.746	137.746
9024109000	Machines And Appliances For Testing Metals, Non-electrically Operated	7.792	7.792	21.365	21.365
9024801000	Machines & Appliances For Testing Other Material, Electrically Operated	2.126	2.126	79.883	79.883
9024809000	Machines & Appliances For Testing Other Material, Non-electrically Operated	9.729	9.729	122.875	122.875
9024901000	Parts&acc. For Elec. Operated Machines And Appliances For Testing Materials	8.670	8.670	339.739	339.739
9024902000	Parts&acc.for Non-elect'lly Operated Machines&appl. For Testing Materials	1.153	1.153	149.686	149.686
9025110000	Thermometers&pyrometers Not Combined With Oth Instruments, Liquid Filled	3.493	3.493	22.682	22.682
9025191000	Thermometers&pyrometers Not Combined With Oth Instruments, Electrical	38.638	38.638	609.911	609.911
9025192000	Thermometers&pyrometers Not Combined With Oth Instruments, Non Electrical	4.100	4.100	101.315	101.315
9025801000	Temperature Gauges For Motor Vehicles	965	965	38.925	38.925
9025802000	Oth. Temperature Gauges For Motor Vehic. Electrical	10.651	10.651	302.354	302.354
9025803000	Oth. Temperature Gauges For Motor Vehic. Non Electrical	19.213	19.213	177.894	177.894
9025901000	Parts And Accessories For Electrically Operated Instruments	202	202	9.064	9.064
9025902000	Parts & Accessories For Non- Electrically Operated Instruments	1.983	1.983	28.941	28.941
9026101000	Level Gauges For Motor Vehicles Electrically Operated	6.401	6.401	108.728	108.728
9026102000	Level Gauges For Motor Vehicles Not Electrically Operated	5.204	5.204	81.851	81.851
9026103000	Oth Measur/checking The Flow/level Of Liquids Instrum.,elec.oprt	45.886	45.886	1.193.394	1.193.394
9026109000	Oth Measur/checking The Flow/level Of Liquids Instrum.,not Elec.op	34.114	34.114	212.411	212.411
9026201000	Presure Gauges For Motor Vehicles, Electrically Operated	914	914	32.117	32.117
9026202000	Presure Gauges For Motor Vehicles, Not Electrically Operated	2.829	2.829	47.385	47.385
9026203000	Other Measuring/checking Pressure Instruments, Electrically Operated	83.648	83.648	2.705.403	2.705.403
9026204000	Other Measuring/checking Pressure Instruments, Not Electrically Operated	13.777	13.777	247.436	247.436
9026801000	Oth Instruments/app. For Measuring , Electrically Operated	18.870	18.870	206.301	206.301
9026802000	Oth Instruments/app. For Measuring ,not Electrically Operated	37.201	37.201	541.035	541.035
9026901000	Parts&acc. For Electrically Operated Instruments And Apparatus	17.919	17.919	817.315	817.315
9026902000	Parts&acc.for Nn-electrically Operated Instruments And Apparatus	20.606	20.606	1.239.041	1.239.041
9027101000	Gas/smoke Analysis Apparatus, Electrically Operated	1.288	1.288	356.301	356.301
9027102000	Gas/smoke Analysis Apparatus Not Electrically Operated	747	747	49.167	49.167
9027201000	Chromatographs&elektrophoresis Instrum , Electrically Operated	1.620	1.620	40.404	40.404
9027202000	Chromatographs&elektrophoresis Instrum , Not Electrically Operated	2.299	2.299	160.684	160.684
9027301000	Spectrometers,sp.photometers&sp.graphs Use Optic Radiat,elect'lly Operated	3.390	3.390	168.882	168.882
9027302000	Spectrometers,sp.photometers&sp.graphs Use Optic Radiat,nt-elect'lly	976	976	64.470	64.470
9027501000	Oth Instrum.&app.using Optic Radiat'ns (uv, Visible, Ir), Electr'lly Operated	2.168	2.168	359.422	359.422
9027502000	Oth Instrum.&app.using Optic Radiat'ns (uv,visible,ir),not-elect'lly Operated	27	27	3.132	3.132
9027801000	Exposure Meters	108	108	35.620	35.620
9027802000	Coagulometers	623	623	50.517	50.517
9027803000	Other Instruments And Apparatus Electrically Operated	42.104	42.104	342.408	342.408
9027804000	Other Instruments And Apparatus Not Electrically Operated	1.423	1.423	45.214	45.214
9027901000	Parts&acc.includg Pca Of H 90.27,oth For Gas/smoke Analysis	13.424	13.424	140.358	140.358
9027909100	Parts&acc. Of Gas/smoke Analysis App. And Microtomes, Electrically Operated	5.403	5.403	65.360	65.360
9027909900	Parts&acc. Of Gas/smoke Analysis App.& Microtomes,not-electrically Operated	3.051	3.051	264.408	264.408
9028101000	Gas Meters Of A Kind Mounted In Gas Containers	26.511	26.511	57.103	57.103
9028109000	Other Gas Meters Of Kind Mounted In Gas Containers	9.909	9.909	44.991	44.991
9028201000	Totalizing Water Meters	80.301	80.301	143.828	143.828
9028209000	Other Liquid Meters	2.065	2.065	51.219	51.219
9028301000	Kilowatt Hour Meters	17.890	17.890	248.260	248.260
9028309000	Other Electricity Meters	30.764	30.764	236.548	236.548

I.3. IMPOR MENURUT KOMODITI / IMPORT BY HS COMMODITY

*** JANUARI / JANUARY 2009 ***

H S	Uraian Komoditi Commodity Description	Berat Bersih / Net Weight (Kg)		Nilai / Value C.I.F (US\$)	
		Bulan ini Current Month	Kumulatif Cum.Jan. to date	Bulan ini Current Month	Kumulatif Cum.Jan. to date
9028901000	Water Meter Housings/bodies	11.796	11.796	63.208	63.208
9028909000	Oth Parts&accessories Of Gas, Liquid/ Electricity Supply/production Meters	211.250	211.250	1.685.421	1.685.421
9029102000	Taximeters	24	24	512	512
9029109000	Mileometers, Pedometers And The Like	3.457	3.457	42.989	42.989
9029201000	Speedometer For Motor Vehicles	20.083	20.083	241.139	241.139
9029202000	Tachometers For Motor Vehicles	22.806	22.806	127.901	127.901
9029209000	Oth Speed Indicators&tachometers; Stroboscopes	30.318	30.318	655.294	655.294
9029901000	Parts&acc.of Goods Of Sub H 9029.10 /of Stroboscopes Of Subheading	35.186	35.186	604.114	604.114
9029902000	Parts And Accessories Of Goods Of Subheading 9029.20	65.849	65.849	2.577.853	2.577.853
9030100000	Instruments & Apparatus For Measuring/ Detecting Ionising Radiations	1.190	1.190	275.516	275.516
9030200000	Cathode-ray Oscilloscopes & Cathode-ray Oscillographs	4.802	4.802	108.805	108.805
9030310000	Multimeters Without A Recording Device	21.645	21.645	205.245	205.245
9030320000	Multimeters With A Recording Device	2.385	2.385	32.786	32.786
9030331000	Instruments And Apparatus For Measuring /check Voltage Without A Rec.	7.095	7.095	1.809.543	1.809.543
9030332000	Impedance-measuring Instruments And Apparatus Designed To Provide Visual	6	6	873	873
9030333000	Ammeters And Voltmeters For Motor Vehicles	1.897	1.897	20.995	20.995
9030339000	Oth Instr&app For Meas'g/check.voltage Curr.resist./power,w/o Record. Device	17.809	17.809	166.954	166.954
9030390000	Other Heading 90.30 With A Recording Device	24.047	24.047	891.588	891.588
9030400000	Other Instruments And Apparatus, Designed For Telecommunications	907	907	168.564	168.564
9030829000	Oth Instrum.&app.for Measuring/ Checking Semiconductor Wafers/devices	3.383	3.383	706.144	706.144
9030841000	Instruments & App., With A Recording For Measure, Check Electrical Quantities	34	34	4.597	4.597
9030849000	Oth Instru. And App., With A Recording For Measure, Check Electrical	88	88	16.170	16.170
9030899000	Other Instruments & Apparatus, Without Recording Device	18.276	18.276	360.939	360.939
9030901000	Parts&accessories Including Pca Of Goods Of Subhead 9030.40&9030.82	1.389	1.389	70.702	70.702
9030902000	Parts&acc. Of Instrum.&app For Measure /check Elect'al Quantities On	2.119	2.119	305.983	305.983
9030909000	Other Parts&accessories Of Goods Of Head 90.30	9.192	9.192	589.014	589.014
9031101000	Machines For Balancing Mechanical Parts, Electrically Operated	19.028	19.028	336.593	336.593
9031102000	Machines For Balancing Mechanical Parts, Not Electrically Operated	7.111	7.111	64.910	64.910
9031201000	Test Benches, Electrically Operated	3.349	3.349	401.672	401.672
9031202000	Test Benches,not Electrically Operated	263	263	13.085	13.085
9031491000	Optic' Instrum&appl.for Measur Surface Particulate Contamn. On S.cond.	11	11	9.182	9.182
9031499000	Other Optical Instruments And Appliances For Other Purposes	3.845	3.845	383.119	383.119
9031801100	Cable Test Equipment, Electrically Operated	42.314	42.314	746.431	746.431
9031801900	Cable Test Equipment, Not Electrically Operated	552	552	25.395	25.395
9031809200	Other Instruments, Appliances&machines Of Head 90.31, Electrically Operated	67.522	67.522	1.803.091	1.803.091
9031809900	Other Instruments, Appl.&machines Of Head 90.31, Not Electrically Operated	9.832	9.832	736.746	736.746
9031901100	Parts&acc.incl.pca Of Optical Instrum. &appl.for Inspecting S.cond. Wafers	1.909	1.909	131.602	131.602
9031901200	Parts&acc.of Optical Error Verific.& Repair App.for Pcb/pwbs&pcas	1.675	1.675	25.000	25.000
9031901900	Parts&accessories For Other Electrically Operated Equipment	10.654	10.654	247.758	247.758
9031902000	Parts&accessories For Non-electrically Operated Equipment	4.175	4.175	143.409	143.409
9032101000	Thermostats, Electrically Operated	35.430	35.430	517.893	517.893
9032102000	Thermostats, Not Electrically Operated	2.709	2.709	18.825	18.825
9032201000	Manostats, Electrically Operated	1.354	1.354	38.702	38.702
9032202000	Manostats, Not Electrically Operated	3	3	19	19
9032810000	Hydraulic/pneumatic Regulating/ctrlring Instruments And Apparatus	14.348	14.348	194.111	194.111
9032891000	Instru.&app.fitt.with Anaautomatic Data Process.mach. For Controll The Propul.	243	243	12.538	12.538
9032892000	Automatic Instrum.&app.for Controlling Chem./electro-chem.solutions In	125	125	319	319
9032893100	Automatic Regulating Voltage Units (stabilizers)	147.547	147.547	283.159	283.159
9032893900	Oth Automatic Regulating/controlling Instrum.&app., Electrically Operated	103.866	103.866	1.338.864	1.338.864
9032899000	Oth Automatic Regulating/controlling Instrum.&app.not Electrically Operated	96.881	96.881	2.283.665	2.283.665
9032901000	Parts And Accessories Of Goods Of Subheading 9032.89.10	16	16	3.346	3.346
9032902000	Parts And Accessories Of Goods Of Subheading 9032.89.20	2.532	2.532	3.697	3.697
9032903000	Parts And Accessories Of Other Goods, Electrically Operated	13.111	13.111	267.703	267.703
9032909000	Parts And Accessories Of Other Goods, Not Electrically Operated	15.760	15.760	342.996	342.996
9033001000	Parts&acc. For Machines,appl.,instrum. Of Chapter 90 For Elect'ly Operated	13.598	13.598	609.015	609.015
9033002000	Parts&acc. For Mach.appl.,instrum.of Chap. 90 For Not Electrically Operated	7.321	7.321	312.742	312.742
9101110000	Elec'ly Wrist-watches,whether/not With Astopwatch Fac'ty,wi Mech.display Only	565	565	2.631	2.631
9101190000	Elec'ly Wrist-watches,whether/not With Astopwatch Facility,with Oth Display	6.302	6.302	577.494	577.494
9102110000	Elec'ly Wrist-watches Oth Head 91.01, Wh'er/not W Astop.w. Fac't,w/mech.dsp'l	154	154	10.639	10.639
9102120000	Elec'ly Wrist-watches Oth Head 91.01, W/nw A S.watch Fac'ty,w Op-elec.dsp'l	612	612	14.000	14.000
9102190000	Elec'ly Wrist-watches Othh91.0,whether /not W/astopwatch Fac't,w/oth Display	9.371	9.371	46.217	46.217
9102210000	Oth Wrist-watches Oth H91.01, Whether /nt With A S.watch	44.296	44.296	174.169	174.169
9102290000	Oth Wrist-watches Oth H91.01, Whether/ Nt W/a S.watch	29.561	29.561	82.261	82.261
9102911000	Stop-watches, Electrically Operated	1.417	1.417	4.110	4.110
9102919000	Other Wrist-watches Oth Head 91.01, Electrically Operated	471	471	820	820
9102990000	Other Wrist-watches Oth Head 91.02, Electrically Operated	53.771	53.771	140.614	140.614
9103100000	Clocks With Watch Movements, Excluding Clocks Ofh91.04.,electrically	73	73	184	184
9103900000	Clocks With Watch Movements, Excluding Clocks Ofh91.04.,not Elec'ly	4.246	4.246	2.944	2.944
9104001000	Instrument Panel Clocks & Clocks Of A Similar Type, For Vehicles	1.649	1.649	132.578	132.578
9105110000	Alarm Clocks, Electrically Operated	9.571	9.571	30.741	30.741
9105190000	Alarm Clocks,not Electrically Operated	28.095	28.095	84.907	84.907
9105210000	Wall Clocks, Electrically Operated	11.331	11.331	41.925	41.925
9105290000	Wall Clocks, Not Electrically Operated	23.730	23.730	70.815	70.815
9105910090	Oth. Clocks, Electrically Operated	91	91	1.711	1.711
9105990010	Oth. Marine And Similar Chronometers (oth. Than Clocks Of Heading 91.04)	26	26	379	379
9105990090	Oth. Clocks, Not Electrically Operated	295	295	2.778	2.778
9106100000	Time-registers; Time-recorders	15.050	15.050	59.716	59.716
9106900000	Oth Time Record.&intervals Of Time App W/clock/watch Move./with	43.443	43.443	213.554	213.554

I.3. IMPOR MENURUT KOMODITI / IMPORT BY HS COMMODITY
***** JANUARI / JANUARY 2009 *****

H S	Uraian Komoditi Commodity Description	Berat Bersih / Net Weight (Kg)		Nilai / Value C.I.F (US\$)	
		Bulan ini Current Month	Kumulatif Cum.Jan. to date	Bulan ini Current Month	Kumulatif Cum.Jan. to date
9107000000	Time Switches With Clock/watch Movement/with Synchronous Motor.	10.471	10.471	80.240	80.240
9108110000	Watch Move., Comp.&assem. With Mech. Display Only, Electrically Operated	2	2	13	13
9108200000	Watch Move., Comp.&assem. With Mech. -with Automatic Winding	22	22	2.455	2.455
9109190000	Clock Movements Of Oth Clocks, Compl.& Assembled, Electrically Operated	2.326	2.326	10.261	10.261
9109900000	Clock Movements, Complete And Assembled, Not Electrically Operated	435	435	2.904	2.904
9110110000	Complete Movements, Unassem./partly Assem.(movement Sets) Of Watches	5.583	5.583	27.259	27.259
9111200000	Watch Cases Of Base Metal, Whether Or Not Gold/silver-plated	5.737	5.737	18.267	18.267
9111800000	Other Watch Cases	1.453	1.453	5.166	5.166
9111900000	Parts Of Watch Cases	1.682	1.682	3.044	3.044
9112200000	Clock Cases And Cases Of A Similar Type For Other Goods Of This Chapter	707	707	2.567	2.567
9112900000	Part Of Clock Cases&cases Of A Similar Type For Other Goods Of This	351	351	1.810	1.810
9113200000	Watchstraps,watch Bands& Bracelets ,of Base Metal,wheth/not Gold/s Plated	254	254	907	907
9113900000	Other Watchstraps, Watch Bands & Watch Bracelets	4.468	4.468	16.943	16.943
9114100000	Springs, Including Hair-springs Of Clock/watch	1	1	18	18
9114300000	Dials Of Clock/watch	800	800	2.726	2.726
9114400000	Plates And Bridges Of Clock/watch	1	1	9	9
9114900000	Other Parts Of Clock/watch	7.147	7.147	20.872	20.872
9201100000	Upright Pianos	28.992	28.992	333.631	333.631
9201200000	Grand Pianos	11.028	11.028	65.880	65.880
9201900000	Oth Pianos,including Automatic Pianos; Harpsichords&oth Keybrd String.instr.	48.993	48.993	173.404	173.404
9202100000	String Musical Instruments Played W/a Bow	6.156	6.156	13.183	13.183
9202900000	Other String Musical Instruments Played	25.029	25.029	113.156	113.156
9205100000	Brass-wind Instruments	5.084	5.084	45.829	45.829
9205901000	Keyboard Pipe Organ; Harmonium & Similar Keyboard Instrum With Free Metal	2.741	2.741	313.344	313.344
9205909000	Oth. Keyboard Pipe Organs, Harmoniums With Free Metal Reeds	26.281	26.281	318.431	318.431
9206000000	Percussion Musical Instruments(for Exp. Drm.xylophones,cymbals,castanets)	48.676	48.676	229.778	229.778
9207100000	Keyboard Instruments, Other Than Accordions	52.953	52.953	186.971	186.971
9207900000	Oth Musical Instruments,the Sound Is Produc/must Be Amplified,electrically	10.457	10.457	43.976	43.976
9208100000	Musical Boxes	5.521	5.521	15.179	15.179
9208901000	Decoy Calls, Call Horns &other Mouth Blown Sound Signalling Instruments	16	16	1.808	1.808
9208909000	Oth Musical Instruments Not Falling Within Any Oth Heading Of This Chapter	3.795	3.795	121.955	121.955
9209300000	Musical Instrument Strings	8.455	8.455	81.088	81.088
9209911000	Strung Backs, Keyboards And Metal Frames For Upright Pianos	168.493	168.493	1.524.327	1.524.327
9209919000	Other Parts And Accessories For Pianos	373.820	373.820	2.370.493	2.370.493
9209920000	Parts & Accessories For The Musical Instruments Of Heading 92.02	138.035	138.035	1.392.304	1.392.304
9209940000	Parts & Accessories For The Musical Instruments Of Heading 92.07	29.358	29.358	281.038	281.038
9209990000	Parts & Accessories For Other Musical Instruments	23.530	23.530	638.044	638.044
9301110000	Artillery Weapons (for Example, Guns, Howitzers & Mortars), Self-propelled	1.316	1.316	27.429	27.429
9301900000	Oth Military Weapons,o Than Revolvers, Pistols & The Arms Of Heading 93.07	1.285	1.285	922.870	922.870
9302000000	Revolvers And Pistols, Other Than Those Of Heading 93.03/93.04.	6	6	4.392	4.392
9303900000	Oth Firearms&sim. Device Which Operate By The Firing Of An Explosive	4	4	3.904	3.904
9305100000	Parts And Accessories Of Revolvers/ Pistols	8	8	3.277	3.277
9305910000	Parts And Accessories Of Military Weapons Of Heading 93.01	28	28	20.045	20.045
9306290000	Parts Of Cartridges, Gun Pellets	3.247	3.247	22.600	22.600
9306309000	Other Cartridges And Parts Thereof Use For Other Arms	1.162	1.162	65.145	65.145
9306900000	Other Cartridges, Missiles And Similar Munitions Of War & Parts Thereof	22	22	1.006	1.006
9401100000	Seats Of A Kind Used For Aircraft, Convertible Into Beds	97	97	5.337	5.337
9401200000	Seats Of A Kind Used For Motor Vehicles, Converti-ble Into Beds	5.948	5.948	77.889	77.889
9401300000	Swivel Seats With Variable Height Adjustment	170.576	170.576	485.097	485.097
9401400000	Seats Other Than Garden Seats/ Camping	43.430	43.430	134.017	134.017
9401510010	Seats Of Rattan	69	69	1.001	1.001
9401510090	Other Seats Of Rattan	637	637	3.421	3.421
9401590000	Other Seats Of Bamboo/rattan	8	8	46	46
9401610000	Upholstered	86.697	86.697	305.789	305.789
9401690000	Other Upholstered	81.428	81.428	195.429	195.429
9401710000	Other Seats, With Metal Frames, Upholstered	199.655	199.655	500.630	500.630
9401790000	Other Seats, With Metal Frames, Not Upholstered	219.326	219.326	357.891	357.891
9401801000	Baby Walkers	8	8	128	128
9401809000	Other Seats	96.886	96.886	130.111	130.111
9401901010	Parts Of Aircraft Seats Of Plastics	1.503	1.503	3.031	3.031
9401901090	Oth Parts Of Aircraft Seats Of Plastics	124	124	1.628	1.628
9401909100	Parts Of Seats Of Goods Of Subheading 9401.20.00/9401.30.00	116.960	116.960	716.116	716.116
9401909910	Oth.of Goods Of Subheading Of Plastic 9401.20/9401.30	20.025	20.025	77.844	77.844
9401909990	Oth.of Goods Of Subheading 9401.20/9401.30	229.386	229.386	991.648	991.648
9402101000	Dentists' Chairs	32.189	32.189	244.857	244.857
9402103000	Barbers' And Hairdressers' Chairs And Parts	41.607	41.607	79.556	79.556
9402109000	Other Dentists, Hairdressers & Barbers Chairs And Part Thereof	18.991	18.991	25.949	25.949
9402901000	Furntr.designed For Medical,surgical /veterinary Surg.purp.&parts Thereof	3.072	3.072	97.952	97.952
9402909000	Oth. Furntr.design For Medical,surgical /veterinary Surg.purp.&parts Thereof	29.592	29.592	324.245	324.245
9403100000	Mtl Furniture Of A Kind Used In Office	109.188	109.188	207.969	207.969
9403200000	Other Metal Furniture	471.340	471.340	794.241	794.241
9403300000	Wooden Furniture Of A Kind Used In Offices	173.459	173.459	462.160	462.160
9403400000	Wooden Furniture Of A Kind Used In The Kitchen	33.818	33.818	45.745	45.745
9403500000	Wooden Furniture Of A Kind Used In The Bedroom	725.075	725.075	1.474.733	1.474.733
9403600000	Other Wooden Furniture	351.342	351.342	538.798	538.798
9403700000	Furniture Of Plastics	144.408	144.408	111.934	111.934
9403810020	Bedroom, Dining Room/living Room Sets Of Other Materials	46.999	46.999	33.314	33.314
9403810090	Other Furniture Of Bamboo Or Rattan	13.167	13.167	72.164	72.164

I.3. IMPOR MENURUT KOMODITI / IMPORT BY HS COMMODITY

*** JANUARI / JANUARY 2009 ***

H S	Uraian Komoditi Commodity Description	Berat Bersih / Net Weight (Kg)		Nilai / Value C.I.F (US\$)	
		Bulan ini Current Month	Kumulatif Cum.Jan. to date	Bulan ini Current Month	Kumulatif Cum.Jan. to date
9403890010	Bedroom, Dining Room/living Room Sets Of Other Materials	15.283	15.283	31.723	31.723
9403890020	Oth Furniture Of A Kind Used In Parks, Garden/vestibules	2.619	2.619	5.086	5.086
9403890090	Other Furniture	193.519	193.519	418.256	418.256
9403900000	Parts Of Other Furniture	313.517	313.517	593.672	593.672
9404100000	Mattress Supports	9.095	9.095	28.798	28.798
9404210000	Mattresses Of Cell. Rubber/plastics, Whether/not Covered	3.934	3.934	4.247	4.247
9404291000	Mattress Springs Of Other Materials	32.042	32.042	80.002	80.002
9404299000	Other Mattress Of Other Materials	171.810	171.810	107.941	107.941
9404300000	Sleeping Bags	2.487	2.487	18.821	18.821
9404901000	Quilts, Bedspreads And Mattress Protectors	10.372	10.372	127.636	127.636
9404909000	Other Articles Of Bedding And Similar Furnishing	15.918	15.918	46.201	46.201
9405102000	Surgical Lamps Of Ceiling/wall Lighting Fittings	410	410	9.713	9.713
9405103000	Spotlights Of Ceiling/wall Lighting Fittings	26.481	26.481	194.375	194.375
9405109000	Oth Chandeliers&oth Elec Ceiling/wall Light.fittng.exc.of Apublic Spac.light	555.300	555.300	2.399.357	2.399.357
9405201000	Surgical Lamps Of Electric Table,desk, Bedside/floor-standing Lamps	151	151	10.381	10.381
9405209010	Elect. Table Of Spotlights	12.363	12.363	28.765	28.765
9405209090	Oth. Elect. Table, Desk	138.559	138.559	552.691	552.691
9405401000	Surgical Lamps, Incl. Operat Lights; Pilot Lamp Assem For Elec.-thermic Dom	616	616	47.006	47.006
9405404000	Oth. Electr. Lamps Of Spotlights	30.786	30.786	68.422	68.422
9405405000	Street Lamps/lanterns	6.917	6.917	30.080	30.080
9405406000	Other Exterior Lighting, Other Than Street Lamps/lanterns	9.844	9.844	111.453	111.453
9405407000	Non-flashing Aerodrome Beacons;lamps For Railwayloc.aircraft,ships Ofbs Mtl	7.690	7.690	10.206	10.206
9405408000	Pilot Lamp Assemblies For Electro Domestic Appliances Of Heading 85.16	290	290	4.700	4.700
9405409010	Fibreoptic Operation Headlights	291	291	2.548	2.548
9405409090	Oth Electric Lamps,including Oth Elec Lamps&lighting Fittings Of Wood	40.119	40.119	295.376	295.376
9405501900	Oth. Non Elect. Lamps&lighting Fittings	169	169	67	67
9405504010	Hurricane Lamps Of Base Metal	81	81	1.132	1.132
9405504090	Other Hurricane Lamps	1.129	1.129	1.197	1.197
9405509011	Oil Lamps Of Brass, Used For Relig.rites	71	71	1.683	1.683
9405509012	Oil Lamps Of Other Base Metal,or Of Wood	2	2	92	92
9405509020	Miners Lamps And Quarrymens Lamps	87	87	3.984	3.984
9405509090	Other Miners Lamps & Quarrymens Lamps	861	861	12.138	12.138
9405601000	Property Protection Warning Signs, Street Name Plates,road&traffic Signs	1.356	1.356	8.730	8.730
9405609010	Property Protection Warning Signs, Of Stone/ceramic	329	329	1.529	1.529
9405609090	Other Property Protection Warning Signs	3.386	3.386	26.877	26.877
9405911000	Parts Of Glass For Surgical Lamps	1.528	1.528	8.374	8.374
9405912000	Parts Of Glass For Spotlights	2.120	2.120	40.000	40.000
9405914000	Glass Globes And Chimneys For Other Lamps	29	29	211	211
9405919000	Parts Of Glass Of Other Lamps	37.987	37.987	84.476	84.476
9405922000	Parts Of Plastics For Spotlights	389	389	3.145	3.145
9405929000	Parts Of Plastics For Other Lamps	187.596	187.596	302.764	302.764
9405991000	Lampshades Of Textile Materials	4.197	4.197	9.322	9.322
9405999010	Frames For Miners/quarrymens Lamps	1.870	1.870	75.500	75.500
9405999090	Other, For The Miners Lamps, Surgical	116.205	116.205	258.208	258.208
9406009400	Other Prefabricated Buildings Of Iron/steel	128.604	128.604	583.523	583.523
9406009900	Other Prefabricated Buildings Of Other Materials	372.172	372.172	1.674.456	1.674.456
9503001000	Tricycles, Scooters, Pedal Cars And Similar Wheeled Toys; Dolls Carriages	31.701	31.701	74.896	74.896
9503002100	Dolls, Whether/not Dressed	92.336	92.336	351.015	351.015
9503002200	Garments And Garments Accessories; Footwear And Headgear	17	17	54	54
9503002900	Other Garments And Garm. Accessories; Footwear And Headgear	33.412	33.412	139.834	139.834
9503003000	Electric Trains, Includ Tracks, Signals And Other Accessories Therefor	3.234	3.234	5.326	5.326
9503004100	Model Aircraft Assembly Kits	2.222	2.222	7.116	7.116
9503004900	Other Model Aircraft Assembly Kits	450.331	450.331	1.118.480	1.118.480
9503005000	Other Construction Sets&constructional Toys, Of Materials Other Than Plastics	13.799	13.799	150.095	150.095
9503006000	Stuffed Toys Representing Animals/ Non-human Creatures, Puzzles	9.602	9.602	25.248	25.248
9503007100	Toys Of Jigsaw/picture Puzzles	409	409	2.561	2.561
9503007900	Other Toys Of Jigsaw/picture Puzzles	43.438	43.438	138.123	138.123
9503009100	Numerical, Alphabetical/animal Block/cut-outs; Word Builder Sets;	399	399	1.428	1.428
9503009200	Skipping Ropes	1.184	1.184	2.429	2.429
9503009300	Marbles	24.501	24.501	2.858	2.858
9503009900	Other Of Goods Of Sub Heading 95.03.00.9	895.020	895.020	1.883.475	1.883.475
9504100000	Video Games Of A Kind Used With A Television Receiver	56.904	56.904	108.134	108.134
9504202000	Tables For Billiards Of All Kinds	23.000	23.000	5.400	5.400
9504209000	Other Articles And Accessories For Billiards	27.089	27.089	10.155	10.155
9504300000	Oth Games, Operated By Coins, Banknotes Bank Cards, Tokens/by Other	41.661	41.661	132.831	132.831
9504400000	Playing Cards	72.544	72.544	51.343	51.343
9504901000	Bowling Requisites Of All Kind	745	745	771	771
9504902000	Darts And Parts And Accesories Of Darts	28	28	75	75
9504909900	Other Tables Designed For Games	28.341	28.341	107.416	107.416
9505100000	Articles For Christmas Festivities	24.645	24.645	124.263	124.263
9505900000	Festive,carnival/oth Entertn.articles Incl Conjuring Tricks & Novelty Jokes	19.321	19.321	22.538	22.538
9506190000	Other Snow-ski Equipment	21.241	21.241	37.144	37.144
9506210000	Sailboards	5	5	574	574
9506290000	Other Water-skis, Surf-boards, Sailboards& Oth Water-sport Equipment	2.772	2.772	25.550	25.550
9506310000	Clubs For Golf, Complete	2.378	2.378	9.725	9.725
9506320000	Balls For Golf	4.038	4.038	9.554	9.554
9506390000	Other Golf Equipment	2.505	2.505	9.165	9.165
9506409000	Oth Articles & Equip For Table-tennis	13.166	13.166	20.996	20.996

I.3. IMPOR MENURUT KOMODITI / IMPORT BY HS COMMODITY

*** JANUARI / JANUARY 2009 ***

H S	Uraian Komoditi Commodity Description	Berat Bersih / Net Weight (Kg)		Nilai / Value C.I.F (US\$)	
		Bulan ini Current Month	Kumulatif Cum.Jan. to date	Bulan ini Current Month	Kumulatif Cum.Jan. to date
9506510000	Art. & Equip. For Lawn Tennis Rackets Whether/not Strung	8.896	8.896	212.955	212.955
9506590000	Oth. Art.&equip. For Lawn Tennis Rackets	28.411	28.411	57.733	57.733
9506610000	Lawn-tennis Balls	1.417	1.417	7.963	7.963
9506620000	Inflatable Balls	22.008	22.008	117.871	117.871
9506690000	Other Balls, Other Than Golf Balls & Table-tennis Balls	11.397	11.397	39.474	39.474
9506700000	Ice Skates And Roller Skates, Incl. Skating Boots With Skates Attached	1.731	1.731	2.876	2.876
9506910000	Artic.&equip. For General Physics Exercise, Gymnastics/athletics	231.410	231.410	680.061	680.061
9506993000	Nets, Cricket Pads, Shinguards And Similar Articles	6.723	6.723	14.991	14.991
9506995010	Shuttlecocks	3.872	3.872	4.874	4.874
9506995090	Other Articles And Equipment For Sport But Badminton	6.697	6.697	19.673	19.673
9506999000	Oth Articles&equipment For Oth Sports; Swimming Pools&padding Pools	8.327	8.327	51.949	51.949
9507100000	Fishing Rods	34.348	34.348	164.680	164.680
9507200000	Fish-hooks, Whether/not Snelled	38.244	38.244	74.096	74.096
9507300000	Fishing Reels	8.015	8.015	17.648	17.648
9507900000	Other Fishing Rods, Hooks,/reels	22.431	22.431	378.377	378.377
9508900000	Roundabouts,swings,shooting Galleries& Oth Fairgrnd Amus.; Trave. Theatres	6.741	6.741	9.039	9.039
9601100000	Worked Ivory And Articles Of Ivory	400	400	7.089	7.089
9601901000	Worked Mother-of Pearl/tortoise- Shell & Articles Of The Foregoing	124	124	1.433	1.433
9601909000	Other Worked Mother-of Pearl/tortoise- Shell & Articles Of The Foregoing	382	382	46.402	46.402
9602001000	Gelatin Capsules For Pharmaceutical Products	1.734	1.734	49.065	49.065
9602002000	Cigar/cigarette Cases, Tobacco Jars And Household Ornamental Articles	5	5	2	2
9602009000	Oth Worked Veget/minrl Carving Matrl& Artic.ofthese Matrls;ofwax,stearin,gum	2.014	2.014	2.723	2.723
9603101000	Brushes Consisting Of Twigs/others Vegetable Material Bound Together	54.450	54.450	85.526	85.526
9603102000	Brooms Consisting Of Twigs/others Vegetable Material Bound Together	28.466	28.466	38.132	38.132
9603210000	Tooth Brushes, Including Dental-plate Brushes	131.244	131.244	1.013.843	1.013.843
9603290000	Shaving Brushes, hair Brush, nail Brush, Eyelash O. Toilet Brush For Use On	41.038	41.038	170.831	170.831
9603300000	Artists' Brushes, writing Brush&similar Brushes For The Applic.of Cosmetics	15.845	15.845	52.494	52.494
9603400000	Paint,d lstemper, Varnish/similar Brushes ; Paint Pads And Rollers	278.841	278.841	321.896	321.896
9603500000	Other Brushes Constituting Parts Of Machines, Appliances/vehicles	17.182	17.182	138.538	138.538
9603901000	Prepared Knots And Tufts For Broom/brush Making	2.000	2.000	27.101	27.101
9603902000	Hand-operated Mechanical Floor Sweepers, Not Motorised	6.662	6.662	16.653	16.653
9603904000	Other Brushes	120.412	120.412	106.023	106.023
9603909200	Parts For Goods Of Subheading 9603.90.20	143	143	713	713
9603909900	Parts For Goods Of Oth Than Subheading 9603.90.10	44.624	44.624	153.764	153.764
9604001000	Hand Sieves And Hand Riddles Of Metal	106	106	889	889
9604009000	Hand Sieves And Hand Riddles Of Other Material	648	648	12.881	12.881
9605001000	Travel Sets For Personal Toilet	3.446	3.446	10.660	10.660
9605009000	Travel Sets For Sewing/shoe/ Clothes Cleaning	23.944	23.944	158.900	158.900
9606100000	Press-fasteners, Snap-fasteners And Press-studs And Parts Therefor	22.498	22.498	431.842	431.842
9606210000	Buttons Of Plastics, Not Covered With Textile	92.064	92.064	1.906.366	1.906.366
9606220000	Buttons Of Base Metal, Not Covered With Textil	40.072	40.072	726.612	726.612
9606290000	Buttons Of Other Material	79.283	79.283	890.273	890.273
9606300000	Button Moulds&other Parts Of Buttons; Button Blanks	9.905	9.905	142.512	142.512
9607100000	Slide Fasteners Fitted With Chain Scoops Of Base Metal	38.006	38.006	647.682	647.682
9607190000	Other Slide Fasteners	90.832	90.832	1.053.914	1.053.914
9607200000	Parts Of Slide Fasteners	229.224	229.224	822.174	822.174
9608101000	Ball Point Pens Of Plastics	32.391	32.391	38.307	38.307
9608109000	Oth. Ball Point Pens Of Plastics	43.349	43.349	363.587	363.587
9608200000	Felt Tipped & Other Porous-tipped Pens & Markers	42.998	42.998	140.381	140.381
9608310000	Indian Ink Drawing Pens	63	63	2.283	2.283
9608391000	Fountain Pens	5.088	5.088	28.432	28.432
9608399000	Oth. Indian Ink Drawing Pens	5.669	5.669	13.887	13.887
9608400000	Propelling/sliding Pencils	11.179	11.179	45.877	45.877
9608500000	Sets Of Articles From Two/more Of The Foregoing Subheadings	13.561	13.561	24.473	24.473
9608601000	Refills For Ball Point Pens Of Plastics Comprising The Ball Point&ink Reservoir	171	171	5.827	5.827
9608609000	Oth. Refills For Ball Point Pens Of Plst Comprising The Ball Point&ink Reservoir	16.491	16.491	260.527	260.527
9608919000	Pen Nibs And Nib Points Of Other Material	16.822	16.822	704.129	704.129
9608991000	Duplicating Stylos	1.411	1.411	2.640	2.640
9608999000	Penholders, pencil-holders&similar Holder Parts Of The Foregoing Articles	25.571	25.571	581.169	581.169
9609101000	Black Pencils	60.998	60.998	133.498	133.498
9609109000	Crayons & Other Pencils With Leads Encased In A Rigid Sheath	17.106	17.106	29.149	29.149
9609200000	Pencil Leads, Black/colored	76.627	76.627	846.223	846.223
9609901000	Slate Pencils For School Slates	6.099	6.099	8.420	8.420
9609903000	Pencils & Crayons Other Than Those Of Subheading 9609.10.00	1.085	1.085	2.638	2.638
9609909000	Pastels, Drawing Charcoals, Tailors' Chalks	23.032	23.032	36.668	36.668
9610001000	School Slates	1.168	1.168	2.212	2.212
9610009000	Oth Slates&boards,with Writing/drawing Surf'es,whethr/not Framed For	4.830	4.830	26.347	26.347
9611000000	Date, Seal/numbering Stamps & The Like Hands Operate	12.859	12.859	62.568	62.568
9612101000	Ribbons Of Textile Fabric	15.571	15.571	34.729	34.729
9612109000	Ribbons Of Other Materials	39.817	39.817	316.965	316.965
9612200000	Ink-pads	257	257	731	731
9613101000	Pocket Lighters, Gas Fuelled, Non-refillable Of Plastics	237.248	237.248	356.799	356.799
9613109000	Oth. Pocket Lighters, Gas Fuelled, Non-refillable	245.421	245.421	333.561	333.561
9613201000	Pocket Lighters, Gas Fuelled, Refillable Of Plastics	140.147	140.147	59.143	59.143
9613209000	Oth. Pocket Lighters, Gas Fuelled, Refillable	36.711	36.711	123.456	123.456
9613802000	Cigarette Lighters/table Lighter Of Plastics	93	93	153	153
9613803000	Cigarette Lighters/table Lighters, Oth Than Of Plastics	3.177	3.177	63.611	63.611
9613809000	Other Lighters	16.004	16.004	39.872	39.872

I.3. IMPOR MENURUT KOMODITI / IMPORT BY HS COMMODITY
***** JANUARI / JANUARY 2009 *****

H S	Uraian Komoditi Commodity Description	Berat Bersih / Net Weight (Kg)		Nilai / Value C.I.F (US\$)	
		Bulan ini Current Month	Kumulatif Cum.Jan. to date	Bulan ini Current Month	Kumulatif Cum.Jan. to date
9613901000	Parts Of Refilled Cartridge/ Other Receptacles	39	39	160	160
9613909000	Other Parts Of Lighters Other Than Flints And Wicks	36.407	36.407	291.957	291.957
9614009000	Oth Smoking Pipes, Cigar,cigaetter Holders And Parts Thereof	936	936	6.355	6.355
9615111000	Hair Slides And The Like Of Hard Rubbers/plastics	22.869	22.869	30.776	30.776
9615119000	Combs Of Hard Rubbers/plastics	93.630	93.630	133.082	133.082
9615191000	Hair Slides And The Like Of Material Other Than Hard Rubbers/plastics	5.953	5.953	13.794	13.794
9615199000	Combs Of Material Other Than Hard Rubbers/plastics	66.095	66.095	81.674	81.674
9615901100	Decorative Hair Pins Of Aluminium	70	70	1.620	1.620
9615901200	Decorative Hair Pins Of Iron/steel	1.377	1.377	12.375	12.375
9615901900	Oth. Decorative Hair Pins	2.268	2.268	6.883	6.883
9615909200	Parts Decorative Hair Pins Of Iron/steel	11	11	128	128
9615909900	Oth. Parts Of Decorative Hair Pins	2.103	2.103	7.137	7.137
9616101000	Sprays Of Scent And Similar Toilet Sprays	89.381	89.381	939.534	939.534
9616102000	Mounts And Heads Of The Sprays	48.121	48.121	313.476	313.476
9616200000	Powder-puffs&pads For The Application Of Cosmetics/toilet Preparations	32.371	32.371	145.582	145.582
9617001000	Vacuum Flasks And Other Vacuum Vessels	114.554	114.554	267.703	267.703
9617002000	Parts Of Vacuum Flasks & Oth Vacuum Vessels Other Than Glass Inners	936	936	6.376	6.376
9618000000	Tailor' Dummies & Oth Lay Figrs;auto-& Oth Displ.used For Shop Window	7.707	7.707	65.534	65.534
9701100000	Paintings, Drawings And Pastels	5.771	5.771	33.058	33.058
9701901000	Colleges & Similar Decorative Plaques Of Cut Flower Bud,foli/oth Part Of Plant	871	871	2.912	2.912
9701902000	Colleges & Similar Decorative Plaques Of Natural Corks	30	30	482	482
9701909000	Colleges & Similar Decorative Plaques Other Than Of Natural Cork	24.021	24.021	97.156	97.156
9702000000	Original Engravings, Prints And Lithographs	27.008	27.008	8.130	8.130
9703000000	Original Sculptures And Statuary, In Any Material	1.062	1.062	9.083	9.083
9705000090	Collection And Collectors Pieces Of Oth Than Zoologic/archaeologic Interest	33	33	1.445	1.445
9801101000	Sedan Of Head 8703 With Cylinder Cap < 1500 Cc, Incompletely Knocked	37.161	37.161	1.211.118	1.211.118
9801102000	Oth Vhcl Of Head 8703 With (4x2) System Incompletely Knocked Down, For	1.262.146	1.262.146	14.815.342	14.815.342
9801201000	Vhcls Of Head 8704 With Gross Weight <=5 Ton, Incompletely Knocked Down	237.764	237.764	2.877.746	2.877.746
9801202000	Vhcls Of Head 8704 With 5 Ton < Gross Weight <= 24 Ton, Incmpltly Knocked	2.610.745	2.610.745	23.008.233	23.008.233
9801203000	Vhcls Of Head 8704 With Gross Weight >24 Ton,incmpltly Knocked Down,for	1.061.815	1.061.815	4.538.745	4.538.745
9801302000	Vhcls Of Head 8702 With 5 Tons < Gros Weight <= 24 Ton, Incmpltly Knocked	230.711	230.711	769.524	769.524
9802100000	Rotary Internal/spark-ignition Combust Comprsn-ignition Pist Engine, Of Inckd	19.793	19.793	712.979	712.979
9802200000	Gear Boxes, Of Incomplete Knocked Down Vehicles	236.815	236.815	3.975.263	3.975.263
9802300000	Drive-axles, Of Incomplete Knocked Down Vehicles	1.037.885	1.037.885	4.272.192	4.272.192
		6.408.533.613	6.408.533.613	6.600.569.249	6.600.569.249
	TOTAL IMPORT	6.408.533.613	6.408.533.613	6.600.569.249	6.600.569.249

I.4. IMPOR MENURUT NEGARA ASAL / IMPORT BY COUNTRY OF ORIGIN
***** JANUARI / JANUARY 2008 *****

Country Code	Negara Asal Country of origin	Berat bersih / Net weight (Kg)		Nilai / Value C.I.F (U S \$)	
		Bulan ini Current month	Kumulatif Cum. Jan. to date	Bulan ini Current month	Kumulatif Cum. Jan. to date
111	JP Japan	186.881.470	186.881.470	765.696.863	765.696.863
112	HK Hong Kong	17.758.184	17.758.184	122.318.930	122.318.930
113	KP Korea, Democratic People's Republic	516.434	516.434	1.622.663	1.622.663
114	KR Korea, Republic Of	313.282.416	313.282.416	330.020.688	330.020.688
115	TW Taiwan	106.982.593	106.982.593	174.142.618	174.142.618
116	CN China	621.398.783	621.398.783	1.068.727.763	1.068.727.763
117	MN Mongolia	526	526	13.885	13.885
118	MO Macau	22.042	22.042	133.801	133.801
120	PG Papua New Guinea	1.972.137	1.972.137	3.065.220	3.065.220
121	TH Thailand	273.896.380	273.896.380	293.050.666	293.050.666
122	SG Singapore	1.275.752.022	1.275.752.022	1.106.059.496	1.106.059.496
123	PH Philippines	12.141.371	12.141.371	25.444.458	25.444.458
124	MY Malaysia	572.036.650	572.036.650	344.831.326	344.831.326
125	MM Myanmar (form. Burma)	2.902.302	2.902.302	1.426.176	1.426.176
126	KH Cambodia	1.658.985	1.658.985	339.647	339.647
127	BN Brunei Darussalam	87.623.900	87.623.900	29.262.054	29.262.054
128	LA Lao People's Democratic Republic	8.214	8.214	41.637	41.637
130	BT Bhutan	424	424	17.304	17.304
131	VN Viet Nam	99.358.736	99.358.736	49.993.205	49.993.205
133	IN India	135.478.045	135.478.045	121.205.684	121.205.684
134	PK Pakistan	2.353.104	2.353.104	4.524.755	4.524.755
135	BD Bangladesh	1.535.101	1.535.101	1.329.174	1.329.174
136	LK Sri Lanka	1.805.012	1.805.012	1.535.792	1.535.792
138	ID Indonesia	235.743	235.743	1.043.335	1.043.335
142	IR Iran (islamic Republic Of)	13.389.664	13.389.664	6.004.029	6.004.029
143	SA Saudi Arabia	608.555.932	608.555.932	242.550.185	242.550.185
144	IL Israel	16.332	16.332	1.373.516	1.373.516
145	KW Kuwait	278.070.098	278.070.098	123.145.333	123.145.333
146	JO Jordan	107.148.338	107.148.338	20.877.795	20.877.795
148	LB Lebanon	26.374	26.374	88.395	88.395
151	YE Yemen	13.794	13.794	52.878	52.878
152	OM Oman	2.280.124	2.280.124	3.919.934	3.919.934
154	TR Turkey	42.109.735	42.109.735	20.408.305	20.408.305
155	AE United Arab Emirates	54.248.526	54.248.526	24.153.824	24.153.824
156	QA Qatar	89.219.173	89.219.173	39.338.406	39.338.406
157	BH Bahrain	9.280.585	9.280.585	2.532.993	2.532.993
158	CY Cyprus	44.000	44.000	14.435	14.435
211	EG Egypt	631.055	631.055	932.771	932.771
212	LY Libyan Arab Jamahiriya	130.005.808	130.005.808	48.014.263	48.014.263
213	MA Morocco	21.724	21.724	422.862	422.862
214	TN Tunisia	4.549	4.549	102.266	102.266
215	DZ Algeria	360	360	9.758	9.758
217	ER Eritrea	9	9	552	552
219	NA Namibia	618.674	618.674	852.256	852.256
221	ET Ethiopia	32.827	32.827	171.744	171.744
222	TZ Tanzania, United Republic Of	494.948	494.948	739.688	739.688
223	MG Madagascar	174.277	174.277	614.496	614.496
225	KE Kenya	300.189	300.189	796.800	796.800
226	RE Reunion	702.560	702.560	67.911	67.911
227	MZ Mozambique	222.662	222.662	139.815	139.815
228	BW Botswana	62	62	1.010	1.010
230	TG Togo	155.377	155.377	322.106	322.106
231	GH Ghana	111.510	111.510	351.248	351.248
235	CG Congo	347.240	347.240	227.287	227.287
236	CM Cameroon	147.065	147.065	258.828	258.828
237	NG Nigeria	22.000	22.000	15.768	15.768
238	SL Sierra Leone	19	19	2.845	2.845
239	GA Gabon	6	6	263	263
240	CI Cote D'ivoire	601.760	601.760	1.322.015	1.322.015
241	SN Senegal	165.320	165.320	104.950	104.950
242	MR Mauritania	2.430	2.430	20.875	20.875
243	ML Mali	305.251	305.251	424.923	424.923
245	BF Burkina Faso	8.199	8.199	46.933	46.933
248	VI U.s. Virgin Islands	433	433	6.054	6.054
249	SC Seychelles	1.000	1.000	35.270	35.270
251	UG Uganda	11.059	11.059	107.952	107.952
252	CF Central African Republic	202.174	202.174	296.869	296.869
256	SH Saint Helena	2	2	2	2
260	SZ Swaziland	509.090	509.090	302.751	302.751
261	ZA South Africa	7.500.894	7.500.894	10.226.158	10.226.158
262	ZW Zimbabwe	1.127.180	1.127.180	2.303.758	2.303.758
267	MU Mauritius	186.617	186.617	360.401	360.401
268	RW Rwanda	1	1	3	3
298	VG Virgin Islands (british)	7.700.596	7.700.596	368.637	368.637
311	AU Australia	361.869.924	361.869.924	251.229.193	251.229.193
312	NZ New Zealand	45.441.527	45.441.527	37.890.827	37.890.827
318	FM Micronesia, Federated States Of	65	65	173	173

I.4. IMPOR MENURUT NEGARA ASAL / IMPORT BY COUNTRY OF ORIGIN
***** JANUARI / JANUARY 2008 *****

Country Code	Negara Asal Country of origin	Berat bersih / Net weight (Kg)		Nilai / Value C.I.F (U S \$)	
		Bulan ini Current month	Kumulatif Cum. Jan. to date	Bulan ini Current month	Kumulatif Cum. Jan. to date
319	GU Guam	8	8	266	266
321	NR Nauru	166	166	620	620
328	IO British Indian Ocean Territory	13	13	216	216
331	AS American Samoa	103.664	103.664	154.236	154.236
335	MH Marshall Islands	17	17	246.725	246.725
337	SB Solomon Islands	92.150	92.150	53.447	53.447
338	TO Tonga	181	181	1.076	1.076
339	TV Tuvalu	20	20	2.424	2.424
341	UM United States Minor Outlying Island	1	1	6	6
391	TL East Timor	19.600	19.600	27.146	27.146
411	US United States	204.764.739	204.764.739	411.762.938	411.762.938
412	CA Canada	136.020.175	136.020.175	78.560.664	78.560.664
421	MX Mexico	1.558.234	1.558.234	6.908.545	6.908.545
422	GT Guatemala	15.729	15.729	80.381	80.381
423	HN Honduras	15.242	15.242	27.000	27.000
425	PA Panama	2.811.196	2.811.196	10.216.249	10.216.249
427	CB Curacao	16	16	68	68
431	CL Chile	15.551.968	15.551.968	10.426.840	10.426.840
432	VE Venezuela	13.991	13.991	76.405	76.405
433	AR Argentina	53.535.807	53.535.807	21.689.532	21.689.532
434	BR Brazil	175.894.805	175.894.805	63.813.820	63.813.820
435	CO Colombia	347.699	347.699	376.811	376.811
436	BO Bolivia	493	493	826.523	826.523
437	UY Uruguay	303.304	303.304	219.227	219.227
441	EC Ecuador	66.945	66.945	67.305	67.305
442	PE Peru	1.445.194	1.445.194	1.850.366	1.850.366
445	BS Bahamas	353.335	353.335	136.035	136.035
446	JM Jamaica	5.621	5.621	37.738	37.738
447	PR Puerto Rico	1.076	1.076	216.113	216.113
448	BZ Belize	24.000	24.000	11.040	11.040
449	DO Dominican Republic	312.569	312.569	224.359	224.359
450	SV El Salvador	7.405	7.405	357.515	357.515
451	CR Costa Rica	4.730	4.730	933.059	933.059
452	HT Haiti	200	200	6.773	6.773
453	BB Barbados	22.000	22.000	4.643	4.643
455	AI Anguilla	26	26	92	92
458	CV Cape Verde	14.966	14.966	45.443	45.443
459	KY Cayman Islands	462	462	3.672	3.672
462	GF French Guiana	15	15	4.184	4.184
467	AN Netherlands Antilles	15.021	15.021	222.796	222.796
469	LC Saint Lucia	175	175	1.741	1.741
511	GB United Kingdom	42.674.720	42.674.720	44.294.626	44.294.626
512	NL Netherlands	31.197.581	31.197.581	53.470.783	53.470.783
513	FR France	11.266.182	11.266.182	60.828.127	60.828.127
514	DE Germany	40.400.971	40.400.971	151.810.985	151.810.985
515	AT Austria	3.920.027	3.920.027	24.835.637	24.835.637
516	BE Belgium	11.178.424	11.178.424	34.064.002	34.064.002
517	CH Switzerland	3.363.022	3.363.022	45.447.567	45.447.567
518	LU Luxembourg	39.141	39.141	228.994	228.994
520	MC Monaco	377	377	58.588	58.588
521	DK Denmark	1.284.756	1.284.756	10.721.153	10.721.153
522	NO Norway	2.543.714	2.543.714	5.423.404	5.423.404
523	SE Sweden	11.002.364	11.002.364	65.182.097	65.182.097
524	FI Finland	3.479.958	3.479.958	21.185.781	21.185.781
525	IE Ireland	1.506.176	1.506.176	20.359.653	20.359.653
526	IT Italy	14.479.267	14.479.267	63.643.703	63.643.703
527	ES Spain	3.161.661	3.161.661	13.992.159	13.992.159
528	PT Portugal	91.271	91.271	735.072	735.072
529	IS Iceland	3.961	3.961	29.748	29.748
531	GR Greece	385.458	385.458	895.499	895.499
533	AD Andorra	20.794	20.794	62.216	62.216
542	HU Hungary	63.821	63.821	1.865.297	1.865.297
543	PL Poland	849.854	849.854	2.433.230	2.433.230
544	RO Romania	260.891	260.891	2.126.122	2.126.122
545	BG Bulgaria	826.864	826.864	580.485	580.485
547	YU Serbia	157	157	688	688
548	AL Albania	116	116	4.038	4.038
549	AM Armenia	7	7	212	212
550	AZ Azerbaijan	102.022.632	102.022.632	36.254.176	36.254.176
551	BY Belarus	4.649.695	4.649.695	4.839.015	4.839.015
552	KZ Kazakhstan	5.726.219	5.726.219	6.726.361	6.726.361
553	KG Kyrgyzstan	791	791	6.514	6.514
554	MD Moldova, Republic Of	3	3	104	104
557	UA Ukraine	10.998.806	10.998.806	4.036.806	4.036.806
559	LT Lithuania	34.539	34.539	317.720	317.720
560	LV Latvia	972.506	972.506	230.239	230.239
561	EE Estonia	638.457	638.457	712.079	712.079

I.4. IMPOR MENURUT NEGARA ASAL / IMPORT BY COUNTRY OF ORIGIN
***** JANUARI / JANUARY 2008 *****

Country Code	Negara Asal Country of origin	Berat bersih / Net weight (Kg)		Nilai / Value C.I.F (U S \$)	
		Bulan ini Current month	Kumulatif Cum. Jan. to date	Bulan ini Current month	Kumulatif Cum. Jan. to date
562	GE Georgia	114	114	3.869	3.869
563	HR Croatia	123.403	123.403	459.908	459.908
564	BA Bosnia And Herzegovina	3	3	57	57
565	MT Malta	806	806	14.652	14.652
566	SK Slovakia	116.354	116.354	745.291	745.291
567	SI Slovenia	73.728	73.728	786.349	786.349
568	CZ Czech Republic	1.720.776	1.720.776	4.643.732	4.643.732
569	GS South Georgia And The South Sa	27	27	911	911
570	MK Rep. Of Macedonia	375	375	26.314	26.314
572	RU Russia Federation	24.500.194	24.500.194	17.491.798	17.491.798
TOTAL IMPORT		6.408.533.613	6.408.533.613	6.600.569.249	6.600.569.249

<http://www.bps.go.id>

I.5. IMPOR MENURUT PROPINSI DAN PELABUHAN BONGKAR
IMPORT BY PROVINCE AND PORT OF IMPORTATION
***** JANUARI / JANUARY 2009 *****

Kode Pelabuhan Bongkar Port of Importation	Berat bersih / Net weight (Kg)		Nilai / Value C.I.F (U S \$)	
	Bulan ini Current month	Kumulatif Cum. Jan. to date	Bulan ini Current month	Kumulatif Cum. Jan. to date
NANGROE ACEH DARUSSALAM	224.987	201.805.288	367.453.030	384.236.020
NANGROE ACEH DARUSSALAM	43.813.700	43.813.700	2.678.706	2.678.706
115 IDBTJ Blang Bintang (u)	3.700	3.700	31.102	31.102
117 IDKRU Krueng R. Malahayati	1.633.000	1.633.000	641.390	641.390
119 IDLHK Lhok Nga	42.177.000	42.177.000	2.006.214	2.006.214
SUMATERA UTARA	391.855.796	391.855.796	192.087.563	192.087.563
143 IDTPR Tanjung Pura	509	509	13.041	13.041
144 IDBLW Belawan	349.999.139	349.999.139	172.958.573	172.958.573
145 IDTJB Tanjung Balai Asahan	2.498.734	2.498.734	972.581	972.581
166 IDMES Medan / Polonia (u)	29.986	29.986	1.208.001	1.208.001
167 IDMDN Medan (ptt)	2	2	2.797	2.797
170 IDKTJ Kuala Tanjung	39.327.426	39.327.426	16.932.570	16.932.570
SUMATERA BARAT	49.299.028	49.299.028	22.001.601	22.001.601
191 IDTBY Padang/tl.bayur	49.299.028	49.299.028	22.001.601	22.001.601
RIAU	78.213.021	78.213.021	64.365.265	64.365.265
225 IDDUM Dumai	20.043.900	20.043.900	21.285.850	21.285.850
228 IDBLS Bengkalis	190.395	190.395	77.212	77.212
230 IDSPA Selat Panjang	72.458	72.458	30.921	30.921
233 IDPEK Pekanbaru (rumbai)	812.395	812.395	1.019.434	1.019.434
235 IDSUQ Sungai Guntung	2.247.909	2.247.909	5.078.876	5.078.876
242 IDTEM Tembilahan	2.050.668	2.050.668	3.605.084	3.605.084
243 IDKEN Kuala Enok	37.113	37.113	72.987	72.987
261 IDPKU Simpang Tiga (u)	2.848	2.848	9.885	9.885
273 IDPAK Pekanbaru	1.114.554	1.114.554	4.720.391	4.720.391
277 IDBUN Buatan	18.459.262	18.459.262	8.058.153	8.058.153
278 IDPWG Perawang, Sumatra	33.181.519	33.181.519	20.406.472	20.406.472
JAMBI	4.196.910	4.196.910	10.061.230	10.061.230
291 IDKTK Kuala Tungkal	1.130.534	1.130.534	8.388.269	8.388.269
292 IDMSA Muara Sabak	100.000	100.000	162.000	162.000
293 IDDJM Jambi	2.966.376	2.966.376	1.510.961	1.510.961
SUMATERA SELATAN	13.796.384	13.796.384	15.421.073	15.421.073
326 IDPLA Palembang - Plaju	4.170.031	4.170.031	1.627.389	1.627.389
334 IDPLM Sm.badaruddin (u)	17.961	17.961	1.234.506	1.234.506
340 IDMRI Musi River/boom Baru	9.608.392	9.608.392	12.559.178	12.559.178
BENGGULU	4.373.076	4.373.076	2.396.839	2.396.839
361 IDBKU Bengkulu	4.373.076	4.373.076	2.396.839	2.396.839
LAMPUNG	193.419.158	193.419.158	109.138.653	109.138.653
364 IDKTA Kota Agung	152.249.711	152.249.711	63.108.764	63.108.764
395 IDPJG Panjang	41.169.447	41.169.447	46.029.889	46.029.889
BANGKA BELITUNG	2.167.085	2.167.085	3.126.513	3.126.513
321 IDMUO Muntok	971.000	971.000	975.424	975.424
323 IDPGX Pangkal Balam	1.196.085	1.196.085	2.151.089	2.151.089
KEPULAUAN RIAU	213.607.019	213.607.019	574.862.108	574.862.108
248 IDTBK Tg Balai Karimun	142.809	142.809	1.062.632	1.062.632
250 IDTAN Tanjung Uban	47.001.627	47.001.627	20.936.286	20.936.286
251 IDTPN Tanjung Pinang	618.911	618.911	449.779	449.779
258 IDBTU Batu Ampar	101.148.845	101.148.845	332.834.340	332.834.340
262 IDTNJ Kijang (u)	17.173	17.173	93.863	93.863
265 IDSKP Sekupang	21.151.098	21.151.098	132.193.436	132.193.436
267 IDKAB Kabil/panau	43.483.275	43.483.275	67.561.905	67.561.905
271 IDBTH Hang Nadim (u)	43.281	43.281	19.729.867	19.729.867
DKI JAKARTA	1.480.817.382	1.480.817.382	3.205.067.531	3.205.067.531
431 IDTPP Tanjung Priok	1.476.044.085	1.476.044.085	2.808.784.373	2.808.784.373
432 IDKLB Kalibaru	59.782	59.782	35.720	35.720
433 IDJKT Jakarta / Pasar Ikan	108	108	2.533	2.533
434 IDCGK Sukarno Hatta (u)	4.621.756	4.621.756	390.030.300	390.030.300
436 IDHLP Hlm. Perdana Kusuma	91.651	91.651	6.214.605	6.214.605
JAWA BARAT	410.818.458	410.818.458	189.923.990	189.923.990
463 IDCBN Cirebon/pengung	10.010.000	10.010.000	507.052	507.052
467 IDBLG Balongan	394.770.939	394.770.939	178.289.219	178.289.219

**I.5. IMPOR MENURUT PROPINSI DAN PELABUHAN BONGKAR
IMPORT BY PROVINCE AND PORT OF IMPORTATION
*** JANUARI / JANUARY 2009 *****

Kode Pelabuhan Bongkar <i>Port of Importation</i>	Berat bersih / <i>Net weight (Kg)</i>		Nilai / <i>Value C.I.F (U S \$)</i>	
	Bulan ini	Kumulatif	Bulan ini	Kumulatif
	<i>Current month</i>	<i>Cum. Jan. to date</i>	<i>Current month</i>	<i>Cum. Jan. to date</i>
468 IDBND Bandung(plt/gd Bage)	795.503	795.503	784.850	784.850
471 IDTLN Tanjung Leneng	5.242.016	5.242.016	10.342.869	10.342.869
JAWA TENGAH	924.615.484	924.615.484	456.051.704	456.051.704
494 IDTES Tanjung Emas	179.791.588	179.791.588	183.488.703	183.488.703
495 IDCXP Cilacap	744.816.892	744.816.892	272.500.194	272.500.194
496 IDSRG Achmad Yani (u)	3.562	3.562	37.145	37.145
497 IDSMR Semarang (ptt)	2.000	2.000	2.338	2.338
498 IDSOC Jebres/adi Sumarmo	1.442	1.442	23.324	23.324
D I YOGYAKARTA	25.194	25.194	66.429	66.429
531 IDJOG Adi Sucipto (u)	1.156	1.156	62.458	62.458
532 IDJOK Yogyakarta (ptt)	24.038	24.038	3.971	3.971
JAWA TIMUR	1.054.598.262	1.054.598.262	715.651.891	715.651.891
562 IDGRE Gresik	164.400.820	164.400.820	33.850.565	33.850.565
563 IDTPE Tanjung Perak	767.633.124	767.633.124	610.918.810	610.918.810
564 IDPAZ Pasuruan	315.047	315.047	1.102.018	1.102.018
566 IDPRN Panarukan	121.782.818	121.782.818	51.392.215	51.392.215
587 IDSUB Surabaya /juanda (u)	337.917	337.917	17.692.936	17.692.936
588 IDSUR Surabaya (ptt)	95.233	95.233	433.503	433.503
592 IDRAM Rambipuji Jember	33.303	33.303	261.844	261.844
BANTEN	551.425.940	551.425.940	307.429.242	307.429.242
461 IDMRK Merak	342.240.372	342.240.372	223.460.597	223.460.597
473 IDCGD Cigading	209.185.568	209.185.568	83.968.645	83.968.645
B A L I	37.730.624	37.730.624	21.425.697	21.425.697
613 IDBOA Benoa/loloan	37.507.539	37.507.539	16.678.207	16.678.207
620 IDDPS Ngurah Rai (u)	223.085	223.085	4.747.490	4.747.490
NUSA TENGGARA BARAT	8.856.084	8.856.084	20.086.743	20.086.743
655 IDBMU Bima	8.856.084	8.856.084	20.086.743	20.086.743
KALIMATAN BARAT	4.937.157	4.937.157	3.339.707	3.339.707
714 IDPON Pontianak	4.937.157	4.937.157	3.339.707	3.339.707
KALIMANTAN TENGAH	2.176.401	2.176.401	1.530.007	1.530.007
744 IDKUM Kumai	21.241	21.241	35.259	35.259
746 IDSMQ Sampit	2.155.160	2.155.160	1.494.748	1.494.748
KALIMANTAN SELATAN	168.264.411	168.264.411	210.762.769	210.762.769
771 IDBAN Banjarmasin	25.527.562	25.527.562	64.715.938	64.715.938
773 IDKTB Kotabaru	142.736.849	142.736.849	146.046.831	146.046.831
KALIMANTAN TIMUR	574.177.421	574.177.421	336.628.550	336.628.550
803 IDBPP Balikpapan	556.483.408	556.483.408	256.700.990	256.700.990
805 IDSRD Samarinda	8.116.176	8.116.176	13.815.001	13.815.001
813 IDTSG Tanjung Sangata	6.484.494	6.484.494	46.053.013	46.053.013
814 IDBPN Sepinggan (u)	225.042	225.042	9.326.019	9.326.019
817 IDBTG Bontang	2.868.301	2.868.301	10.733.527	10.733.527
SULAWESI UTARA	99.000	99.000	60.500	60.500
835 IDBIT Bitung	99.000	99.000	60.500	60.500
SULAWESI SELATAN	124.501.650	124.501.650	55.222.267	55.222.267
892 IDPAP Pare-pare	51.811.349	51.811.349	29.549.010	29.549.010
893 IDUJU Ujungpandang	72.690.282	72.690.282	25.666.365	25.666.365
904 IDUPG Hasanuddin (u)	19	19	6.892	6.892
MALUKU	21.889.656	21.889.656	8.176.188	8.176.188
946 IDAMB Ambon	21.889.656	21.889.656	8.176.188	8.176.188
PAPUA	48.859.312	48.859.312	73.006.483	73.006.483
980 IDTIM Amamapare	48.859.312	48.859.312	73.006.483	73.006.483
TOTAL IMPORT	6.408.533.613	6.408.533.613	6.600.569.249	6.600.569.249

I.6 IMPOR KOMODITI MENURUT NEGARA ASAL / *IMPORT BY COUNTRY OF ORIGIN*
 DAN LIMA GOLONGAN BARANG (SITC) UTAMA / *AND FIVE MAJOR SITC COMMODITY GROUP*
 ** JANUARI / JANUARY 2009 **

Negara Asal/SITC/Uraian Golongan Barang <i>Country of Origin/SITC/group Description</i>	Berat Bersih / <i>Net Weight (Kg)</i>		Nilai CIF / <i>CIF Value (US\$)</i>	
	Bulan ini <i>Current month</i>	Kumulatif <i>Cum. Jan to date</i>	Bulan ini <i>Current month</i>	Kumulatif <i>Cum. Jan to date</i>
JAPAN				
673 Flat Rolled Products, Not Clad	47.952.806	47.952.806	53.898.986	53.898.986
782 Motor Vehicle For The Transportation Of Goods	4.996.904	4.996.904	42.208.886	42.208.886
713 Internal Combustion Piston Engines And Parts	2.193.085	2.193.085	36.810.969	36.810.969
679 Tubes, Pipes, Hollow Profile, Pipe Fitting Of Iron/Steel	13.890.925	13.890.925	31.479.618	31.479.618
723 Civil Engineering And Contractor Plants And Equipments/Parts	4.957.334	4.957.334	31.107.145	31.107.145
OTHERS	112.890.416	112.890.416	570.191.259	570.191.259
SUB TOTAL	186.881.470	186.881.470	765.696.863	765.696.863
HONG KONG				
764 Telecommunication Equipments And Parts	555.713	555.713	16.776.911	16.776.911
652 Cotton Fabrics, Woven	1.103.835	1.103.835	10.691.802	10.691.802
655 Knitted Or Crocheted Fabrics	994.479	994.479	10.301.438	10.301.438
714 Engines And Motors, Non-Electric And Parts	83.691	83.691	6.600.000	6.600.000
793 Ships, Boats, And Floating Structures	3.506.000	3.506.000	5.760.000	5.760.000
OTHERS	11.514.466	11.514.466	72.188.779	72.188.779
SUB TOTAL	17.758.184	17.758.184	122.318.930	122.318.930
KOREA, DEMOCRATIC PEOPLE'S REPUBLIC				
232 Synthetic Rubber Latex, Synthetic/Reclaimed Rubber	404.460	404.460	1.151.388	1.151.388
657 Special Yarns, Textile Fabrics	62.271	62.271	246.382	246.382
892 Printed Matter	3.799	3.799	79.772	79.772
611 Leathers	1.836	1.836	41.969	41.969
772 Electrical Apparatus For Making And Breaking Electrical Circuits	147	147	31.557	31.557
OTHERS	43.921	43.921	71.595	71.595
SUB TOTAL	516.434	516.434	1.622.663	1.622.663
KOREA, REPUBLIC OF				
334 Petroleum Products, Refined	211.499.538	211.499.538	95.040.829	95.040.829
679 Tubes, Pipes, Hollow Profile, Pipe Fitting Of Iron/Steel	11.424.072	11.424.072	22.802.271	22.802.271
655 Knitted Or Crocheted Fabrics	2.261.151	2.261.151	18.145.420	18.145.420
673 Flat Rolled Products, Not Clad	13.766.218	13.766.218	13.516.453	13.516.453
674 Flat Rolled Products, Clad Or Plated	6.371.147	6.371.147	8.880.918	8.880.918
OTHERS	67.960.290	67.960.290	171.634.797	171.634.797
SUB TOTAL	313.282.416	313.282.416	330.020.688	330.020.688
TAIWAN				
334 Petroleum Products, Refined	48.237.900	48.237.900	21.666.263	21.666.263
655 Knitted Or Crocheted Fabrics	1.181.830	1.181.830	10.650.207	10.650.207
728 Other Machines And Equipment Specialized For Particular Industry	798.199	798.199	7.508.972	7.508.972
673 Flat Rolled Products, Not Clad	8.320.506	8.320.506	7.408.081	7.408.081
776 Thermionic, Cold Cathode, And Photo Cathode Valves/Tubes	13.796	13.796	6.536.058	6.536.058
OTHERS	48.430.362	48.430.362	120.373.037	120.373.037
SUB TOTAL	106.982.593	106.982.593	174.142.618	174.142.618
CHINA				
764 Telecommunication Equipments And Parts	5.252.407	5.252.407	73.164.690	73.164.690
711 Steam And Other Vapour Generating Boilers And Parts	15.769.693	15.769.693	61.410.131	61.410.131
752 Automatic Data Processing Machines And Their Units	1.614.935	1.614.935	44.587.649	44.587.649
057 Fruit And Nut; Fresh Or Dried	52.574.244	52.574.244	44.136.716	44.136.716
679 Tubes, Pipes, Hollow Profile, Pipe Fitting Of Iron/Steel	22.486.937	22.486.937	33.507.987	33.507.987
OTHERS	523.700.567	523.700.567	811.920.590	811.920.590
SUB TOTAL	621.398.783	621.398.783	1.068.727.763	1.068.727.763
MONGOLIA				
743 Pumps, Compressors, Fans, Blowers, Centrifuges, And Parts	155	155	10.915	10.915
278 Other Crude Minerals	371	371	2.970	2.970
OTHERS	0	0	0	0

1.6 IMPOR KOMODITI MENURUT NEGARA ASAL / *IMPORT BY COUNTRY OF ORIGIN*
DAN LIMA GOLONGAN BARANG (SITC) UTAMA / *AND FIVE MAJOR SITC COMMODITY GROUP*
** JANUARI / JANUARY 2009 **

Negara Asal/SITC/Uraian Golongan Barang <i>Country of Origin/SITC/group Description</i>	Berat Bersih / <i>Net Weight (Kg)</i>		Nilai CIF / <i>CIF Value (US\$)</i>	
	Bulan ini <i>Current month</i>	Kumulatif <i>Cum. Jan to date</i>	Bulan ini <i>Current month</i>	Kumulatif <i>Cum. Jan to date</i>
SUB TOTAL	526	526	13.885	13.885
MACAU				
655 Knitted Or Crocheted Fabrics	19.113	19.113	96.316	96.316
831 Travel Goods	1.171	1.171	9.929	9.929
899 Other Miscellaneous Manufactured Articles	403	403	3.433	3.433
844 Women'S Coats/Jackets, Knitted	27	27	3.225	3.225
842 Women'S Coats/Jacket, Not Knitted	32	32	3.140	3.140
OTHERS	1.296	1.296	17.758	17.758
SUB TOTAL	22.042	22.042	133.801	133.801
PAPUA NEW GUINEA				
072 Cocoa	1.255.000	1.255.000	2.903.905	2.903.905
282 Waste And Scrap Metal Of Iron/Steel	717.137	717.137	161.315	161.315
OTHERS	0	0	0	0
SUB TOTAL	1.972.137	1.972.137	3.065.220	3.065.220
THAILAND				
784 Parts And Accessories Of The Motor Vehicles	3.524.895	3.524.895	28.633.028	28.633.028
061 Sugar, Molasses, And Honey	75.090.339	75.090.339	23.785.087	23.785.087
713 Internal Combustion Piston Engines And Parts	1.742.723	1.742.723	22.579.588	22.579.588
781 Passenger Motor Cars	1.781.512	1.781.512	18.434.497	18.434.497
785 Motorcycles, Scooters, And Other Cycles Motorized/Non Motorized	954.884	954.884	14.749.387	14.749.387
OTHERS	190.802.027	190.802.027	184.869.079	184.869.079
SUB TOTAL	273.896.380	273.896.380	293.050.666	293.050.666
SINGAPORE				
334 Petroleum Products, Refined	979.034.229	979.034.229	440.378.648	440.378.648
793 Ships, Boats, And Floating Structures	23.357.644	23.357.644	57.750.902	57.750.902
679 Tubes, Pipes, Hollow Profile, Pipe Fitting Of Iron/Steel	13.537.869	13.537.869	32.167.340	32.167.340
764 Telecommunication Equipments And Parts	1.216.368	1.216.368	31.715.509	31.715.509
772 Electrical Apparatus For Making And Breaking Electrical Circuits	1.049.426	1.049.426	30.882.938	30.882.938
OTHERS	257.556.486	257.556.486	513.164.159	513.164.159
SUB TOTAL	1.275.752.022	1.275.752.022	1.106.059.496	1.106.059.496
PHILIPPINES				
776 Thermionic, Cold Cathode, And Photo Cathode Valves/Tubes	5.942	5.942	3.745.650	3.745.650
748 Transmission Shafts And Cranks	121.780	121.780	1.772.933	1.772.933
781 Passenger Motor Cars	153.436	153.436	1.492.955	1.492.955
282 Waste And Scrap Metal Of Iron/Steel	5.990.835	5.990.835	1.442.120	1.442.120
022 Milk, Cream, And Milk Products Other Than Butter Or Cheese	290.040	290.040	1.426.201	1.426.201
OTHERS	5.579.338	5.579.338	15.564.599	15.564.599
SUB TOTAL	12.141.371	12.141.371	25.444.458	25.444.458
MALAYSIA				
334 Petroleum Products, Refined	193.954.744	193.954.744	105.926.528	105.926.528
333 Petroleum Oil, Crude	75.446.811	75.446.811	24.886.140	24.886.140
673 Flat Rolled Products, Not Clad	20.518.725	20.518.725	12.255.162	12.255.162
122 Tobacco, Manufactured	1.364.517	1.364.517	9.949.860	9.949.860
764 Telecommunication Equipments And Parts	1.061.461	1.061.461	8.126.020	8.126.020
OTHERS	279.690.392	279.690.392	183.687.616	183.687.616
SUB TOTAL	572.036.650	572.036.650	344.831.326	344.831.326
MYANMAR (FORM. BURMA)				
054 Vegetables, Fresh, Chilled, Frozen Or Simply Preserved	1.676.090	1.676.090	1.014.800	1.014.800
044 Maize, Unmilled	986.227	986.227	174.562	174.562
035 Fish, Dried Salted Or In Brine; Smoked Fish	218.340	218.340	145.037	145.037
036 Crustaceans, Molluscs, And Aquatic Invertebrates	21.330	21.330	91.719	91.719
657 Special Yarns, Textile Fabrics	315	315	58	58

I.6 IMPOR KOMODITI MENURUT NEGARA ASAL / *IMPORT BY COUNTRY OF ORIGIN*
 DAN LIMA GOLONGAN BARANG (SITC) UTAMA / *AND FIVE MAJOR SITC COMMODITY GROUP*
 ** JANUARI / *JANUARY 2009* **

Negara Asal/SITC/Uraian Golongan Barang <i>Country of Origin/SITC/group Description</i>	Berat Bersih / <i>Net Weight (Kg)</i>		Nilai CIF / <i>CIF Value (US\$)</i>	
	Bulan ini <i>Current month</i>	Kumulatif <i>Cum. Jan to date</i>	Bulan ini <i>Current month</i>	Kumulatif <i>Cum. Jan to date</i>
OTHERS	0	0	0	0
SUB TOTAL	2.902.302	2.902.302	1.426.176	1.426.176
CAMBODIA				
793 Ships, Boats, And Floating Structures	1.657.000	1.657.000	300.000	300.000
845 Articles Of Apparel	647	647	29.581	29.581
843 Men'S Coats/Jackets, Knitted	315	315	7.776	7.776
655 Knitted Or Crocheted Fabrics	1.008	1.008	1.749	1.749
841 Men'S Coats/Jackets, Not Knitted	14	14	526	526
OTHERS	1	1	15	15
SUB TOTAL	1.658.985	1.658.985	339.647	339.647
BRUNEI DARUSSALAM				
333 Petroleum Oil, Crude	87.623.000	87.623.000	29.252.606	29.252.606
723 Civil Engineering And Contractor Plants And Equipments/Parts	730	730	9.074	9.074
335 Residual Petroleum Products, And Related Materials	170	170	374	374
OTHERS	0	0	0	0
SUB TOTAL	87.623.900	87.623.900	29.262.054	29.262.054
LAO PEOPLE'S DEMOCRATIC REPUBLIC				
773 Equipment For Distributing Electricity	8.213	8.213	41.616	41.616
845 Articles Of Apparel	1	1	21	21
OTHERS	0	0	0	0
SUB TOTAL	8.214	8.214	41.637	41.637
BHUTAN				
893 Article Of Plastics	419	419	16.356	16.356
874 Measuring, Checking, Analysing, And Controlling Instrument And App:	3	3	930	930
772 Electrical Apparatus For Making And Breaking Electrical Circuits	2	2	18	18
OTHERS	0	0	0	0
SUB TOTAL	424	424	17.304	17.304
VIET NAM				
333 Petroleum Oil, Crude	80.807.347	80.807.347	23.196.056	23.196.056
042 Rice	8.034.500	8.034.500	2.938.636	2.938.636
851 Footwears	124.441	124.441	2.029.828	2.029.828
652 Cotton Fabrics, Woven	218.223	218.223	1.882.605	1.882.605
748 Transmission Shafts And Cranks	424.873	424.873	1.537.866	1.537.866
OTHERS	9.749.352	9.749.352	18.408.214	18.408.214
SUB TOTAL	99.358.736	99.358.736	49.993.205	49.993.205
INDIA				
081 Feeding Stuff For Animals	57.966.115	57.966.115	17.962.908	17.962.908
511 Hydrocarbon And Their Halogenated, Nitrated Derivatives	25.302.394	25.302.394	15.796.599	15.796.599
782 Motor Vehicle For The Transportation Of Goods	1.069.501	1.069.501	11.438.686	11.438.686
222 Oil Seeds Use For Extraction Ofsoft Fixed Vegetable Oils	8.086.205	8.086.205	8.583.663	8.583.663
764 Telecommunication Equipments And Parts	61.503	61.503	7.627.635	7.627.635
OTHERS	42.992.327	42.992.327	59.796.193	59.796.193
SUB TOTAL	135.478.045	135.478.045	121.205.684	121.205.684
PAKISTAN				
642 Paper And Paperboard Cut To Size/Shape And Article Of Papers	279.944	279.944	1.043.806	1.043.806
034 Fish, Fresh, Chilled Or Frozen	1.146.210	1.146.210	743.063	743.063
778 Electrical Machinery And Apparatus	9.806	9.806	652.562	652.562
652 Cotton Fabrics, Woven	181.165	181.165	597.065	597.065
611 Leathers	8.801	8.801	325.116	325.116
OTHERS	727.178	727.178	1.163.143	1.163.143

1.6 IMPOR KOMODITI MENURUT NEGARA ASAL / *IMPORT BY COUNTRY OF ORIGIN*
 DAN LIMA GOLONGAN BARANG (SITC) UTAMA / *AND FIVE MAJOR SITC COMMODITY GROUP*
 ** JANUARI / JANUARY 2009 **

Negara Asal/SITC/Uraian Golongan Barang <i>Country of Origin/SITC/group Description</i>	Berat Bersih / <i>Net Weight (Kg)</i>		Nilai CIF / <i>CIF Value (US\$)</i>	
	Bulan ini <i>Current month</i>	Kumulatif <i>Cum. Jan to date</i>	Bulan ini <i>Current month</i>	Kumulatif <i>Cum. Jan to date</i>
SUB TOTAL	2.353.104	2.353.104	4.524.755	4.524.755
BANGLADESH				
264 Jute And Other Textile Bast Fibres	650.148	650.148	313.879	313.879
658 Made-Up Articles, Wholly/Chiefly Of Textile Materials	440.458	440.458	310.234	310.234
651 Textile Yarns	338.000	338.000	231.370	231.370
745 Other Non-Electical Machinery, Tools, And Mechanical Apparatus	1.750	1.750	150.280	150.280
845 Articles Of Apparel	3.123	3.123	67.637	67.637
OTHERS	101.622	101.622	255.774	255.774
SUB TOTAL	1.535.101	1.535.101	1.329.174	1.329.174
SRI LANKA				
046 Meal And Flour Of Wheat And Flour Of Meslin	1.685.000	1.685.000	980.126	980.126
656 Tulle,Lace,Embroidery,Ribbons,Trimmings And Other Small Wares	903	903	74.653	74.653
653 Fabrics, Woven, Of Man-Made Fibres	11.210	11.210	67.928	67.928
842 Women'S Coats/Jacket, Not Knitted	1.411	1.411	61.990	61.990
844 Women'S Coats/Jackets, Knitted	1.441	1.441	60.389	60.389
OTHERS	105.047	105.047	290.706	290.706
SUB TOTAL	1.805.012	1.805.012	1.535.792	1.535.792
INDONESIA				
036 Crustaceans, Molluscs, And Aquatic Invertebrates	59.841	59.841	547.225	547.225
676 Iron/Steel Bars, Rods, Angels, Shaped And Sections	105.163	105.163	164.134	164.134
784 Parts And Accessories Of The Motor Vehicles	11.890	11.890	81.042	81.042
821 Furnitures And Parts	5.813	5.813	53.326	53.326
071 Coffee And Coffee Substitutes	17.100	17.100	47.096	47.096
OTHERS	35.936	35.936	150.512	150.512
SUB TOTAL	235.743	235.743	1.043.335	1.043.335
IRAN (ISLAMIC REPUBLIC OF)				
511 Hydrocarbon And Their Halogenated, Nitrated Derivatives	9.942.639	9.942.639	4.380.984	4.380.984
562 Fertilizers, Manufactured	2.000.000	2.000.000	1.300.000	1.300.000
273 Stone, Sand And Gravel	1.278.557	1.278.557	100.910	100.910
335 Residual Petroleum Products, And Related Materials	56.000	56.000	85.960	85.960
057 Fruit And Nut; Fresh Or Dried	52.000	52.000	65.000	65.000
OTHERS	60.468	60.468	71.175	71.175
SUB TOTAL	13.389.664	13.389.664	6.004.029	6.004.029
SAUDI ARABIA				
333 Petroleum Oil, Crude	467.232.163	467.232.163	164.623.038	164.623.038
342 Liquefied Propane And Butane	77.896.900	77.896.900	37.345.906	37.345.906
792 Aircraft And Associated Equipments And Parts	428.040	428.040	10.011.842	10.011.842
334 Petroleum Products, Refined	29.951.010	29.951.010	9.088.315	9.088.315
512 Alcohols,Phenols,Phenol-Alcohols And Their Halogenated	12.850.301	12.850.301	7.997.360	7.997.360
OTHERS	20.197.518	20.197.518	13.483.724	13.483.724
SUB TOTAL	608.555.932	608.555.932	242.550.185	242.550.185
ISRAEL				
764 Telecommunication Equipments And Parts	9.198	9.198	1.176.291	1.176.291
598 Miscellaneous Chemical Products	5	5	28.924	28.924
541 Medicinal And Pharmaceutical Products	488	488	24.420	24.420
513 Carboxylic Acids,And Their Anhydrides,Halides,Peroxides	2.372	2.372	22.046	22.046
695 Tools For Used In The Hand Or In Machines	114	114	21.238	21.238
OTHERS	4.155	4.155	100.597	100.597
SUB TOTAL	16.332	16.332	1.373.516	1.373.516
KUWAIT				
334 Petroleum Products, Refined	261.986.000	261.986.000	117.978.352	117.978.352
522 Inorganic Chemical Elements, Oxides And Halogen Salts	11.500.000	11.500.000	2.070.000	2.070.000

I.6 IMPOR KOMODITI MENURUT NEGARA ASAL / *IMPORT BY COUNTRY OF ORIGIN*
DAN LIMA GOLONGAN BARANG (SITC) UTAMA / *AND FIVE MAJOR SITC COMMODITY GROUP*
** JANUARI / *JANUARY 2009* **

Negara Asal/SITC/Uraian Golongan Barang <i>Country of Origin/SITC/group Description</i>	Berat Bersih / <i>Net Weight (Kg)</i>		Nilai CIF / <i>CIF Value (US\$)</i>	
	Bulan ini <i>Current month</i>	Kumulatif <i>Cum. Jan to date</i>	Bulan ini <i>Current month</i>	Kumulatif <i>Cum. Jan to date</i>
512 Alcohols, Phenols, Phenol-Alcohols And Their Halogenated	2.900.000	2.900.000	1.720.850	1.720.850
571 Polymers Of Ethylene In Primary Forms	1.536.750	1.536.750	1.273.707	1.273.707
664 Glass	56.098	56.098	56.981	56.981
OTHERS	91.250	91.250	45.443	45.443
SUB TOTAL	278.070.098	278.070.098	123.145.333	123.145.333
JORDAN				
272 Fertilizers, Crude	106.635.000	106.635.000	20.580.555	20.580.555
562 Fertilizers, Manufactured	500.000	500.000	285.000	285.000
232 Synthetic Rubber Latex, Synthetic/Reclaimed Rubber	13.330	13.330	12.057	12.057
772 Electrical Apparatus For Making And Breaking Electrical Circuits	8	8	183	183
OTHERS	0	0	0	0
SUB TOTAL	107.148.338	107.148.338	20.877.795	20.877.795
LEBANON				
892 Printed Matter	26.005	26.005	85.043	85.043
873 Meters And Counters	331	331	3.007	3.007
772 Electrical Apparatus For Making And Breaking Electrical Circuits	36	36	327	327
749 Non-Electric Parts And Accessories Of Machineries	2	2	18	18
OTHERS	0	0	0	0
SUB TOTAL	26.374	26.374	88.395	88.395
YEMEN				
611 Leathers	13.700	13.700	39.655	39.655
522 Inorganic Chemical Elements, Oxides And Halogen Salts	94	94	13.223	13.223
OTHERS	0	0	0	0
SUB TOTAL	13.794	13.794	52.878	52.878
OMAN				
684 Aluminium	2.276.624	2.276.624	3.916.434	3.916.434
792 Aircraft And Associated Equipments And Parts	3.500	3.500	3.500	3.500
OTHERS	0	0	0	0
SUB TOTAL	2.280.124	2.280.124	3.919.934	3.919.934
TURKEY				
333 Petroleum Oil, Crude	30.670.022	30.670.022	10.898.723	10.898.723
121 Tobacco, Unmanufactured And Refused	775.132	775.132	3.344.425	3.344.425
046 Meal And Flour Of Wheat And Flour Of Meslin	8.563.000	8.563.000	3.210.179	3.210.179
722 Tractors	85.380	85.380	456.303	456.303
653 Fabrics, Woven, Of Man-Made Fibres	20.666	20.666	287.634	287.634
OTHERS	1.995.535	1.995.535	2.211.041	2.211.041
SUB TOTAL	42.109.735	42.109.735	20.408.305	20.408.305
UNITED ARAB EMIRATES				
342 Liquefied Propane And Butane	47.746.000	47.746.000	20.021.928	20.021.928
684 Aluminium	613.871	613.871	1.317.532	1.317.532
081 Feeding Stuff For Animals	4.588.080	4.588.080	1.112.661	1.112.661
682 Copper	106.519	106.519	373.988	373.988
571 Polymers Of Ethylene In Primary Forms	321.750	321.750	313.583	313.583
OTHERS	872.306	872.306	1.014.132	1.014.132
SUB TOTAL	54.248.526	54.248.526	24.153.824	24.153.824
QATAR				
342 Liquefied Propane And Butane	68.563.711	68.563.711	27.785.673	27.785.673
598 Miscellaneous Chemical Products	2.093.064	2.093.064	4.709.394	4.709.394
562 Fertilizers, Manufactured	13.199.998	13.199.998	3.920.399	3.920.399
511 Hydrocarbon And Their Halogenated, Nitrated Derivatives	4.531.996	4.531.996	2.346.078	2.346.078

1.6 IMPOR KOMODITI MENURUT NEGARA ASAL / *IMPORT BY COUNTRY OF ORIGIN*
DAN LIMA GOLONGAN BARANG (SITC) UTAMA / *AND FIVE MAJOR SITC COMMODITY GROUP*
** JANUARI / *JANUARY 2009* **

Negara Asal/SITC/Uraian Golongan Barang <i>Country of Origin/SITC/group Description</i>	Berat Bersih / <i>Net Weight (Kg)</i>		Nilai CIF / <i>CIF Value (US\$)</i>	
	Bulan ini <i>Current month</i>	Kumulatif <i>Cum. Jan to date</i>	Bulan ini <i>Current month</i>	Kumulatif <i>Cum. Jan to date</i>
571 Polymers Of Ethylene In Primary Forms	830.250	830.250	567.060	567.060
OTHERS	154	154	9.802	9.802
SUB TOTAL	89.219.173	89.219.173	39.338.406	39.338.406
BAHRAIN				
522 Inorganic Chemical Elements, Oxides And Halogen Salts	8.871.044	8.871.044	1.907.274	1.907.274
684 Alumunium	263.816	263.816	568.098	568.098
675 Flat Rolled Products And Alloy Steels	12.895	12.895	24.410	24.410
661 Lime,Cement And Fabricated Construction Materials	39.600	39.600	21.091	21.091
251 Pulp And Waste Paper	93.230	93.230	12.120	12.120
OTHERS	0	0	0	0
SUB TOTAL	9.280.585	9.280.585	2.532.993	2.532.993
CYPRUS				
273 Stone, Sand And Gravel	44.000	44.000	14.435	14.435
OTHERS	0	0	0	0
SUB TOTAL	44.000	44.000	14.435	14.435
EGYPT				
057 Fruit And Nut; Fresh Or Dried	309.768	309.768	258.957	258.957
659 Floor Coverings	67.490	67.490	168.902	168.902
625 Rubber Tyre,Tyre Cases,Tyre Treads,Inner Tubes, And Tyre Flaps	31.228	31.228	135.924	135.924
611 Leathers	12.000	12.000	106.732	106.732
263 Cotton	22.702	22.702	63.900	63.900
OTHERS	187.867	187.867	198.356	198.356
SUB TOTAL	631.055	631.055	932.771	932.771
LIBYAN ARAB JAMAHIRIYA				
333 Petroleum Oil, Crude	130.005.808	130.005.808	48.014.263	48.014.263
OTHERS	0	0	0	0
SUB TOTAL	130.005.808	130.005.808	48.014.263	48.014.263
MOROCCO				
842 Women'S Coats/Jacket, Not Knitted	4.050	4.050	178.649	178.649
841 Men'S Coats/Jackets, Not Knitted	2.641	2.641	115.731	115.731
598 Miscellaneous Chemical Products	13.350	13.350	58.737	58.737
845 Articles Of Apparel	844	844	35.973	35.973
844 Women'S Coats/Jackets, Knitted	671	671	27.151	27.151
OTHERS	168	168	6.621	6.621
SUB TOTAL	21.724	21.724	422.862	422.862
TUNISIA				
851 Footwears	3.169	3.169	48.450	48.450
842 Women'S Coats/Jacket, Not Knitted	547	547	25.108	25.108
831 Travel Goods	212	212	10.629	10.629
893 Article Of Plastics	316	316	4.835	4.835
841 Men'S Coats/Jackets, Not Knitted	107	107	4.701	4.701
OTHERS	198	198	8.543	8.543
SUB TOTAL	4.549	4.549	102.266	102.266
ALGERIA				
699 Manufactures Of Base Metals	360	360	9.758	9.758
OTHERS	0	0	0	0
SUB TOTAL	360	360	9.758	9.758
ERITREA				
695 Tools For Used In The Hand Or In Machines	9	9	552	552

1.6 IMPOR KOMODITI MENURUT NEGARA ASAL / *IMPORT BY COUNTRY OF ORIGIN*
DAN LIMA GOLONGAN BARANG (SITC) UTAMA / *AND FIVE MAJOR SITC COMMODITY GROUP*
** JANUARI / *JANUARY 2009* **

Negara Asal/SITC/Uraian Golongan Barang <i>Country of Origin/SITC/group Description</i>	Berat Bersih / <i>Net Weight (Kg)</i>		Nilai CIF / <i>CIF Value (US\$)</i>	
	Bulan ini <i>Current month</i>	Kumulatif <i>Cum. Jan to date</i>	Bulan ini <i>Current month</i>	Kumulatif <i>Cum. Jan to date</i>
OTHERS	0	0	0	0
SUB TOTAL	9	9	552	552
NAMIBIA				
686 Zinc	618.674	618.674	852.256	852.256
OTHERS	0	0	0	0
SUB TOTAL	618.674	618.674	852.256	852.256
ETHIOPIA				
611 Leathers	2.827	2.827	135.744	135.744
075 Spices	30.000	30.000	36.000	36.000
OTHERS	0	0	0	0
SUB TOTAL	32.827	32.827	171.744	171.744
TANZANIA, UNITED REPUBLIC OF				
263 Cotton	241.688	241.688	407.426	407.426
292 Crude Vegetable Materials	100.000	100.000	160.000	160.000
071 Coffee And Coffee Substitutes	36.000	36.000	77.400	77.400
222 Oil Seeds Use For Extraction Ofsoft Fixed Vegetable Oils	100.238	100.238	72.673	72.673
759 Parts And Accessories For Machine Of Heading 751 Or 752	1.022	1.022	12.189	12.189
OTHERS	16.000	16.000	10.000	10.000
SUB TOTAL	494.948	494.948	739.688	739.688
MADAGASCAR				
551 Essential Oils, Perfumes, And Flavour Materials	76.800	76.800	531.280	531.280
287 Ores And Concentrates Of Basemetals	97.360	97.360	78.880	78.880
845 Articles Of Apparel	105	105	3.866	3.866
821 Furnitures And Parts	11	11	463	463
842 Women'S Coats/Jacket, Not Knitted	1	1	7	7
OTHERS	0	0	0	0
SUB TOTAL	174.277	174.277	614.496	614.496
KENYA				
642 Paper And Paperboard Cut To Size/Shape And Article Of Papers	156.000	156.000	311.040	311.040
611 Leathers	21.561	21.561	231.559	231.559
074 Tea And Mate	94.881	94.881	220.752	220.752
265 Vegetable Textile Fibres,Raw Or Processed;Waste Of These Fibres	26.000	26.000	27.040	27.040
694 Nails, Screws, Nuts, Bolts, Rivets Of Iron/Steel Or Copper	1.746	1.746	6.258	6.258
OTHERS	1	1	151	151
SUB TOTAL	300.189	300.189	796.800	796.800
REUNION				
251 Pulp And Waste Paper	702.171	702.171	52.663	52.663
742 Pumps For Liquid And Parts	375	375	10.724	10.724
874 Measuring, Checking, Analysing, And Controlling Instrument And Appa	14	14	4.524	4.524
OTHERS	0	0	0	0
SUB TOTAL	702.560	702.560	67.911	67.911
MOZAMBIQUE				
222 Oil Seeds Use For Extraction Ofsoft Fixed Vegetable Oils	148.815	148.815	56.550	56.550
685 Lead	24.497	24.497	45.074	45.074
287 Ores And Concentrates Of Basemetals	49.350	49.350	38.191	38.191
OTHERS	0	0	0	0
SUB TOTAL	222.662	222.662	139.815	139.815
BOTSWANA				
658 Made-Up Articles, Wholly/Chiefly Of Textile Materials	62	62	1.010	1.010

I.6 IMPOR KOMODITI MENURUT NEGARA ASAL / *IMPORT BY COUNTRY OF ORIGIN*
DAN LIMA GOLONGAN BARANG (SITC) UTAMA / *AND FIVE MAJOR SITC COMMODITY GROUP*
** JANUARI / *JANUARY 2009* **

Negara Asal/SITC/Uraian Golongan Barang <i>Country of Origin/SITC/group Description</i>	Berat Bersih / <i>Net Weight (Kg)</i>		Nilai CIF / <i>CIF Value (US\$)</i>	
	Bulan ini <i>Current month</i>	Kumulatif <i>Cum. Jan to date</i>	Bulan ini <i>Current month</i>	Kumulatif <i>Cum. Jan to date</i>
OTHERS	0	0	0	0
SUB TOTAL	62	62	1.010	1.010
TOGO				
263 Cotton	119.972	119.972	206.191	206.191
642 Paper And Paperboard Cut To Size/Shape And Article Of Papers	30.756	30.756	83.179	83.179
657 Special Yarns,Textile Fabrics	2.461	2.461	16.721	16.721
892 Printed Matter	1.481	1.481	10.063	10.063
582 Plates, Sheets, And Film Of Plastics	707	707	5.952	5.952
OTHERS	0	0	0	0
SUB TOTAL	155.377	155.377	322.106	322.106
GHANA				
072 Cocoa	100.000	100.000	325.366	325.366
248 Wood,Simply Worked And Railway Sleeper Of Wood	11.510	11.510	25.882	25.882
OTHERS	0	0	0	0
SUB TOTAL	111.510	111.510	351.248	351.248
CONGO				
282 Waste And Scrap Metal Of Iron/Steel	341.300	341.300	206.487	206.487
728 Other Machines And Equipment Specialized For Particular Industry	5.512	5.512	19.300	19.300
742 Pumps For Liquid And Parts	428	428	1.500	1.500
OTHERS	0	0	0	0
SUB TOTAL	347.240	347.240	227.287	227.287
CAMEROON				
263 Cotton	99.882	99.882	171.756	171.756
772 Electrical Apparatus For Making And Breaking Electrical Circuits	5.733	5.733	27.098	27.098
248 Wood,Simply Worked And Railway Sleeper Of Wood	18.054	18.054	20.668	20.668
653 Fabrics, Woven, Of Man-Made Fibres	3.856	3.856	20.523	20.523
741 Heating And Cooling Equipments And Parts	19.000	19.000	11.204	11.204
OTHERS	540	540	7.579	7.579
SUB TOTAL	147.065	147.065	258.828	258.828
NIGERIA				
248 Wood,Simply Worked And Railway Sleeper Of Wood	22.000	22.000	15.768	15.768
OTHERS	0	0	0	0
SUB TOTAL	22.000	22.000	15.768	15.768
SIERRA LEONE				
771 Electric Power Machinery And Parts	16	16	2.818	2.818
743 Pumps, Compressors, Fans, Blowers, Centrifuges, And Parts	3	3	27	27
OTHERS	0	0	0	0
SUB TOTAL	19	19	2.845	2.845
GABON				
748 Transmission Shafts And Cranks	6	6	263	263
OTHERS	0	0	0	0
SUB TOTAL	6	6	263	263
COTE D'IVOIRE				
072 Cocoa	400.400	400.400	969.100	969.100
263 Cotton	201.360	201.360	352.915	352.915
OTHERS	0	0	0	0
SUB TOTAL	601.760	601.760	1.322.015	1.322.015

I.6 IMPOR KOMODITI MENURUT NEGARA ASAL / *IMPORT BY COUNTRY OF ORIGIN*
DAN LIMA GOLONGAN BARANG (SITC) UTAMA / *AND FIVE MAJOR SITC COMMODITY GROUP*
** JANUARI / *JANUARY 2009* **

Negara Asal/SITC/Uraian Golongan Barang <i>Country of Origin/SITC/group Description</i>	Berat Bersih / <i>Net Weight (Kg)</i>		Nilai CIF / <i>CIF Value (US\$)</i>	
	Bulan ini <i>Current month</i>	Kumulatif <i>Cum. Jan to date</i>	Bulan ini <i>Current month</i>	Kumulatif <i>Cum. Jan to date</i>
SENEGAL				
287 Ores And Concentrates Of Basemetals	165.320	165.320	104.950	104.950
OTHERS	0	0	0	0
SUB TOTAL	165.320	165.320	104.950	104.950
MAURITANIA				
652 Cotton Fabrics, Woven	2.430	2.430	20.875	20.875
OTHERS	0	0	0	0
SUB TOTAL	2.430	2.430	20.875	20.875
MALI				
263 Cotton	305.251	305.251	424.923	424.923
OTHERS	0	0	0	0
SUB TOTAL	305.251	305.251	424.923	424.923
BURKINA FASO				
575 Other Plastics In Primary Forms	4.716	4.716	27.000	27.000
582 Plates, Sheets, And Film Of Plastics	3.162	3.162	18.103	18.103
592 Starches, Inulin, And Wheat Glutenal Buminoidal Substances; Glues	156	156	892	892
629 Articles Of Rubbers	120	120	684	684
724 Textile/Leather Machinery And Parts	28	28	159	159
OTHERS	17	17	95	95
SUB TOTAL	8.199	8.199	46.933	46.933
U.S. VIRGIN ISLANDS				
851 Footwears	395	395	4.915	4.915
844 Women'S Coats/Jackets, Knitted	32	32	979	979
845 Articles Of Apparel	3	3	71	71
843 Men'S Coats/Jackets, Knitted	2	2	67	67
897 Jewellery, Goldsmith, Silversmith Wares, And Other Articles	1	1	22	22
OTHERS	0	0	0	0
SUB TOTAL	433	433	6.054	6.054
SEYCHELLES				
598 Miscellaneous Chemical Products	1.000	1.000	35.270	35.270
OTHERS	0	0	0	0
SUB TOTAL	1.000	1.000	35.270	35.270
UGANDA				
611 Leathers	11.059	11.059	107.952	107.952
OTHERS	0	0	0	0
SUB TOTAL	11.059	11.059	107.952	107.952
CENTRAL AFRICAN REPUBLIC				
263 Cotton	199.938	199.938	294.223	294.223
676 Iron/Steel Bars, Rods, Angels, Shaped And Sections	2.236	2.236	2.646	2.646
OTHERS	0	0	0	0
SUB TOTAL	202.174	202.174	296.869	296.869
SAINT HELENA				
512 Alcohols,Phenols,Phenol-Alcohols And Their Halogenated	1	1	1	1
778 Electrical Machinery And Apparatus	1	1	1	1
OTHERS	0	0	0	0
SUB TOTAL	2	2	2	2
SWAZILAND				
251 Pulp And Waste Paper	481.881	481.881	226.484	226.484

1.6 IMPOR KOMODITI MENURUT NEGARA ASAL / *IMPORT BY COUNTRY OF ORIGIN*
DAN LIMA GOLONGAN BARANG (SITC) UTAMA / *AND FIVE MAJOR SITC COMMODITY GROUP*
** JANUARI / *JANUARY 2009* **

Negara Asal/SITC/Uraian Golongan Barang <i>Country of Origin/SITC/group Description</i>	Berat Bersih / <i>Net Weight (Kg)</i>		Nilai CIF / <i>CIF Value (US\$)</i>	
	Bulan ini <i>Current month</i>	Kumulatif <i>Cum. Jan to date</i>	Bulan ini <i>Current month</i>	Kumulatif <i>Cum. Jan to date</i>
598 Miscellaneous Chemical Products	4.324	4.324	32.400	32.400
727 Food Processing Machines And Parts	510	510	12.355	12.355
513 Carboxylic Acids,And Their Anhydrides,Halides,Peroxides	600	600	10.200	10.200
211 Hides And Skins, Raw	21.373	21.373	7.267	7.267
OTHERS	402	402	14.045	14.045
SUB TOTAL	509.090	509.090	302.751	302.751
SOUTH AFRICA				
251 Pulp And Waste Paper	4.337.233	4.337.233	3.527.573	3.527.573
679 Tubes, Pipes, Hollow Profile, Pipe Fitting Of Iron/Steel	311.270	311.270	594.861	594.861
057 Fruit And Nut; Fresh Or Dried	305.042	305.042	571.807	571.807
651 Textile Yarns	82.500	82.500	518.604	518.604
675 Flat Rolled Products And Alloy Steels	213.512	213.512	486.646	486.646
OTHERS	2.251.337	2.251.337	4.526.667	4.526.667
SUB TOTAL	7.500.894	7.500.894	10.226.158	10.226.158
ZIMBABWE				
263 Cotton	1.028.126	1.028.126	1.667.004	1.667.004
121 Tobacco, Unmanufactured And Refused	99.000	99.000	635.972	635.972
821 Furnitures And Parts	54	54	782	782
OTHERS	0	0	0	0
SUB TOTAL	1.127.180	1.127.180	2.303.758	2.303.758
MAURITIUS				
679 Tubes, Pipes, Hollow Profile, Pipe Fitting Of Iron/Steel	22.638	22.638	184.380	184.380
575 Other Plastics In Primary Forms	133.000	133.000	108.631	108.631
651 Textile Yarns	20.067	20.067	39.678	39.678
724 Textile/Leather Machinery And Parts	3.576	3.576	9.417	9.417
845 Articles Of Apparel	280	280	8.131	8.131
OTHERS	7.056	7.056	10.164	10.164
SUB TOTAL	186.617	186.617	360.401	360.401
RWANDA				
699 Manufactures Of Base Metals	1	1	3	3
OTHERS	0	0	0	0
SUB TOTAL	1	1	3	3
VIRGIN ISLANDS (BRITISH)				
278 Other Crude Minerals	7.700.000	7.700.000	363.100	363.100
772 Electrical Apparatus For Making And Breaking Electrical Circuits	581	581	3.996	3.996
848 Articles Of Apparel And Clothing Accessories Of Other Than Textile F	15	15	1.541	1.541
OTHERS	0	0	0	0
SUB TOTAL	7.700.596	7.700.596	368.637	368.637
AUSTRALIA				
041 Wheat And Meslin, Unmilled	189.126.120	189.126.120	69.692.946	69.692.946
001 Live Animals Other Than Fish	24.546.779	24.546.779	50.267.082	50.267.082
723 Civil Engineering And Contractor Plants And Equipments/Parts	876.609	876.609	12.325.316	12.325.316
684 Aluminium	4.582.585	4.582.585	11.313.024	11.313.024
675 Flat Rolled Products And Alloy Steels	4.572.340	4.572.340	7.596.216	7.596.216
OTHERS	138.165.491	138.165.491	100.034.609	100.034.609
SUB TOTAL	361.869.924	361.869.924	251.229.193	251.229.193
NEW ZEALAND				
022 Milk,Cream, And Milk Products Other Than Butter Or Cheese	6.688.007	6.688.007	14.661.993	14.661.993
081 Feeding Stuff For Animals	8.359.230	8.359.230	3.746.301	3.746.301
251 Pulp And Waste Paper	9.630.405	9.630.405	3.364.465	3.364.465
024 Cheese And Curds	676.248	676.248	3.024.873	3.024.873

I.6 IMPOR KOMODITI MENURUT NEGARA ASAL / *IMPORT BY COUNTRY OF ORIGIN*
DAN LIMA GOLONGAN BARANG (SITC) UTAMA / *AND FIVE MAJOR SITC COMMODITY GROUP*
** JANUARI / *JANUARY 2009* **

Negara Asal/SITC/Uraian Golongan Barang <i>Country of Origin/SITC/group Description</i>	Berat Bersih / <i>Net Weight (Kg)</i>		Nilai CIF / <i>CIF Value (US\$)</i>	
	Bulan ini <i>Current month</i>	Kumulatif <i>Cum. Jan to date</i>	Bulan ini <i>Current month</i>	Kumulatif <i>Cum. Jan to date</i>
282 Waste And Scrap Metal Of Iron/Steel	11.480.227	11.480.227	2.458.659	2.458.659
OTHERS	8.607.410	8.607.410	10.634.536	10.634.536
SUB TOTAL	45.441.527	45.441.527	37.890.827	37.890.827
MICRONESIA, FEDERATED STATES OF				
292 Crude Vegetable Materials	62	62	165	165
057 Fruit And Nut; Fresh Or Dried	3	3	8	8
OTHERS	0	0	0	0
SUB TOTAL	65	65	173	173
GUAM				
844 Women'S Coats/Jackets, Knitted	8	8	266	266
OTHERS	0	0	0	0
SUB TOTAL	8	8	266	266
NAURU				
693 Wire Products And Fencing Grills	166	166	620	620
OTHERS	0	0	0	0
SUB TOTAL	166	166	620	620
BRITISH INDIAN OCEAN TERRITORY				
713 Internal Combustion Piston Engines And Parts	13	13	216	216
OTHERS	0	0	0	0
SUB TOTAL	13	13	216	216
AMERICAN SAMOA				
263 Cotton	60.150	60.150	97.187	97.187
575 Other Plastics In Primary Forms	15.000	15.000	32.700	32.700
232 Synthetic Rubber Latex, Synthetic/Reclaimed Rubber	22.707	22.707	15.975	15.975
784 Parts And Accessories Of The Motor Vehicles	5.807	5.807	8.374	8.374
OTHERS	0	0	0	0
SUB TOTAL	103.664	103.664	154.236	154.236
MARSHALL ISLANDS				
792 Aircraft And Associated Equipments And Parts	9	9	132.312	132.312
742 Pumps For Liquid And Parts	5	5	76.534	76.534
874 Measuring, Checking, Analysing, And Controlling Instrument And Apparatus	2	2	27.958	27.958
772 Electrical Apparatus For Making And Breaking Electrical Circuits	1	1	9.921	9.921
OTHERS	0	0	0	0
SUB TOTAL	17	17	246.725	246.725
SOLOMON ISLANDS				
282 Waste And Scrap Metal Of Iron/Steel	92.150	92.150	53.447	53.447
OTHERS	0	0	0	0
SUB TOTAL	92.150	92.150	53.447	53.447
TONGA				
292 Crude Vegetable Materials	181	181	1.076	1.076
OTHERS	0	0	0	0
SUB TOTAL	181	181	1.076	1.076
TUVALU				
776 Thermionic, Cold Cathode, And Photo Cathode Valves/Tubes	20	20	2.424	2.424
OTHERS	0	0	0	0

I.6 IMPOR KOMODITI MENURUT NEGARA ASAL / *IMPORT BY COUNTRY OF ORIGIN*
 DAN LIMA GOLONGAN BARANG (SITC) UTAMA / *AND FIVE MAJOR SITC COMMODITY GROUP*
 ** JANUARI / *JANUARY 2009* **

Negara Asal/SITC/Uraian Golongan Barang <i>Country of Origin/SITC/group Description</i>	Berat Bersih / <i>Net Weight (Kg)</i>		Nilai CIF / <i>CIF Value (US\$)</i>	
	Bulan ini <i>Current month</i>	Kumulatif <i>Cum. Jan to date</i>	Bulan ini <i>Current month</i>	Kumulatif <i>Cum. Jan to date</i>
SUB TOTAL	20	20	2.424	2.424
UNITED STATES MINOR OUTLYING ISLAND				
694 Nails, Screws, Nuts, Bolts, Rivets Of Iron/Steel Or Copper	1	1	6	6
OTHERS	0	0	0	0
SUB TOTAL	1	1	6	6
EAST TIMOR				
071 Coffee And Coffee Substitutes	19.600	19.600	27.146	27.146
OTHERS	0	0	0	0
SUB TOTAL	19.600	19.600	27.146	27.146
UNITED STATES				
792 Aircraft And Associated Equipments And Parts	106.831	106.831	39.119.618	39.119.618
743 Pumps, Compressors, Fans, Blowers, Centrifuges, And Parts	1.131.093	1.131.093	22.691.724	22.691.724
263 Cotton	13.967.742	13.967.742	22.442.546	22.442.546
723 Civil Engineering And Contractor Plants And Equipments/Parts	1.526.278	1.526.278	22.062.782	22.062.782
782 Motor Vehicle For The Transportation Of Goods	1.321.851	1.321.851	18.189.386	18.189.386
OTHERS	186.710.944	186.710.944	287.256.882	287.256.882
SUB TOTAL	204.764.739	204.764.739	411.762.938	411.762.938
CANADA				
041 Wheat And Meslin, Unmilled	106.415.000	106.415.000	47.096.120	47.096.120
251 Pulp And Waste Paper	13.076.312	13.076.312	7.524.245	7.524.245
562 Fertilizers, Manufactured	7.524.000	7.524.000	6.100.828	6.100.828
723 Civil Engineering And Contractor Plants And Equipments/Parts	111.271	111.271	2.387.283	2.387.283
684 Aluminium	1.287.737	1.287.737	1.887.405	1.887.405
OTHERS	7.605.855	7.605.855	13.564.783	13.564.783
SUB TOTAL	136.020.175	136.020.175	78.560.664	78.560.664
MEXICO				
784 Parts And Accessories Of The Motor Vehicles	382.208	382.208	1.955.781	1.955.781
722 Tractors	166.165	166.165	918.248	918.248
764 Telecommunication Equipments And Parts	13.521	13.521	581.908	581.908
752 Automatic Data Processing Machines And Their Units	3.710	3.710	524.900	524.900
713 Internal Combustion Piston Engines And Parts	6.777	6.777	467.485	467.485
OTHERS	985.853	985.853	2.460.223	2.460.223
SUB TOTAL	1.558.234	1.558.234	6.908.545	6.908.545
GUATEMALA				
724 Textile/Leather Machinery And Parts	15.694	15.694	79.272	79.272
844 Women'S Coats/Jackets, Knitted	25	25	836	836
845 Articles Of Apparel	10	10	273	273
OTHERS	0	0	0	0
SUB TOTAL	15.729	15.729	80.381	80.381
HONDURAS				
248 Wood,Simply Worked And Railway Sleeper Of Wood	15.180	15.180	23.602	23.602
845 Articles Of Apparel	22	22	1.889	1.889
844 Women'S Coats/Jackets, Knitted	29	29	949	949
778 Electrical Machinery And Apparatus	11	11	560	560
OTHERS	0	0	0	0
SUB TOTAL	15.242	15.242	27.000	27.000
PANAMA				
793 Ships, Boats, And Floating Structures	2.811.000	2.811.000	10.207.433	10.207.433
743 Pumps, Compressors, Fans, Blowers, Centrifuges, And Parts	115	115	5.141	5.141
746 Ball Or Roller Bearings	51	51	2.294	2.294
716 Rotating Electric Plants And Parts	23	23	1.044	1.044

I.6 IMPOR KOMODITI MENURUT NEGARA ASAL / *IMPORT BY COUNTRY OF ORIGIN*
DAN LIMA GOLONGAN BARANG (SITC) UTAMA / *AND FIVE MAJOR SITC COMMODITY GROUP*
** JANUARI / *JANUARY 2009* **

Negara Asal/SITC/Uraian Golongan Barang <i>Country of Origin/SITC/group Description</i>	Berat Bersih / <i>Net Weight (Kg)</i>		Nilai CIF / <i>CIF Value (US\$)</i>	
	Bulan ini <i>Current month</i>	Kumulatif <i>Cum. Jan to date</i>	Bulan ini <i>Current month</i>	Kumulatif <i>Cum. Jan to date</i>
747 Taps, Cocks, And Valves For Pipes	7	7	337	337
OTHERS	0	0	0	0
SUB TOTAL	2.811.196	2.811.196	10.216.249	10.216.249
CURACAO				
778 Electrical Machinery And Apparatus	7	7	48	48
749 Non-Electric Parts And Accessories Of Machineries	9	9	20	20
OTHERS	0	0	0	0
SUB TOTAL	16	16	68	68
CHILE				
251 Pulp And Waste Paper	15.110.638	15.110.638	8.565.348	8.565.348
682 Copper	201.171	201.171	1.424.451	1.424.451
723 Civil Engineering And Contractor Plants And Equipments/Parts	7.949	7.949	146.991	146.991
081 Feeding Stuff For Animals	152.160	152.160	134.078	134.078
663 Mineral Manufactures	32.980	32.980	88.700	88.700
OTHERS	47.070	47.070	67.272	67.272
SUB TOTAL	15.551.968	15.551.968	10.426.840	10.426.840
VENEZUELA				
514 Nitrogen-Function Compounds	13.500	13.500	58.725	58.725
728 Other Machines And Equipment Specialized For Particular Industry	491	491	17.680	17.680
OTHERS	0	0	0	0
SUB TOTAL	13.991	13.991	76.405	76.405
ARGENTINA				
081 Feeding Stuff For Animals	51.879.140	51.879.140	18.189.350	18.189.350
679 Tubes, Pipes, Hollow Profile, Pipe Fitting Of Iron/Steel	611.987	611.987	1.545.895	1.545.895
611 Leathers	242.296	242.296	628.963	628.963
022 Milk, Cream, And Milk Products Other Than Butter Or Cheese	200.000	200.000	506.752	506.752
532 Dyeing/Tanning Extracts And Synthetic Tanning Materials	140.000	140.000	208.000	208.000
OTHERS	462.384	462.384	610.572	610.572
SUB TOTAL	53.535.807	53.535.807	21.689.532	21.689.532
BRAZIL				
281 Iron Ore And Concentrates	144.345.000	144.345.000	33.029.640	33.029.640
263 Cotton	11.021.462	11.021.462	15.655.165	15.655.165
044 Maize, Unmilled	12.600.000	12.600.000	2.299.000	2.299.000
071 Coffee And Coffee Substitutes	398.800	398.800	1.940.605	1.940.605
278 Other Crude Minerals	3.282.300	3.282.300	1.634.937	1.634.937
OTHERS	4.247.243	4.247.243	9.254.473	9.254.473
SUB TOTAL	175.894.805	175.894.805	63.813.820	63.813.820
COLOMBIA				
513 Carboxylic Acids, And Their Anhydrides, Halides, Peroxides	99.925	99.925	124.906	124.906
575 Other Plastics In Primary Forms	54.000	54.000	102.180	102.180
248 Wood, Simply Worked And Railway Sleeper Of Wood	178.450	178.450	61.617	61.617
121 Tobacco, Unmanufactured And Refused	9.916	9.916	42.683	42.683
657 Special Yarns, Textile Fabrics	5.049	5.049	39.736	39.736
OTHERS	359	359	5.689	5.689
SUB TOTAL	347.699	347.699	376.811	376.811
BOLIVIA				
792 Aircraft And Associated Equipments And Parts	419	419	817.072	817.072
699 Manufactures Of Base Metals	1	1	3.608	3.608
694 Nails, Screws, Nuts, Bolts, Rivets Of Iron/Steel Or Copper	2	2	2.602	2.602
745 Other Non-Electrical Machinery, Tools, And Mechanical Apparatus	3	3	1.485	1.485
791 Railway Vehicles And Associated Equipments	18	18	1.123	1.123
OTHERS	50	50	633	633

I.6 IMPOR KOMODITI MENURUT NEGARA ASAL / *IMPORT BY COUNTRY OF ORIGIN*
DAN LIMA GOLONGAN BARANG (SITC) UTAMA / *AND FIVE MAJOR SITC COMMODITY GROUP*
** JANUARI / JANUARY 2009 **

Negara Asal/SITC/Uraian Golongan Barang <i>Country of Origin/SITC/group Description</i>	Berat Bersih / <i>Net Weight (Kg)</i>		Nilai CIF / <i>CIF Value (US\$)</i>	
	Bulan ini <i>Current month</i>	Kumulatif <i>Cum. Jan to date</i>	Bulan ini <i>Current month</i>	Kumulatif <i>Cum. Jan to date</i>
SUB TOTAL	493	493	826.523	826.523
URUGUAY				
248 Wood,Simply Worked And Railway Sleeper Of Wood	286.282	286.282	182.631	182.631
597 Additive For Mineral Oils	17.022	17.022	36.596	36.596
OTHERS	0	0	0	0
SUB TOTAL	303.304	303.304	219.227	219.227
ECUADOR				
292 Crude Vegetable Materials	40.000	40.000	38.000	38.000
621 Materials Of Rubber	19.440	19.440	25.347	25.347
265 Vegetable Textile Fibres,Raw Or Processed;Waste Of These Fibres	7.500	7.500	3.323	3.323
524 Other Inorganic Chemicals;Chemical Compound Of Precious Metals	5	5	635	635
OTHERS	0	0	0	0
SUB TOTAL	66.945	66.945	67.305	67.305
PERU				
081 Feeding Stuff For Animals	1.164.550	1.164.550	1.243.269	1.243.269
057 Fruit And Nut; Fresh Or Dried	126.936	126.936	247.218	247.218
523 Metallicsalts And Peroxysalts	50.400	50.400	138.096	138.096
248 Wood,Simply Worked And Railway Sleeper Of Wood	67.200	67.200	89.077	89.077
741 Heating And Cooling Equipments And Parts	7.280	7.280	43.995	43.995
OTHERS	28.828	28.828	88.711	88.711
SUB TOTAL	1.445.194	1.445.194	1.850.366	1.850.366
BAHAMAS				
282 Waste And Scrap Metal Of Iron/Steel	331.110	331.110	110.922	110.922
248 Wood,Simply Worked And Railway Sleeper Of Wood	22.225	22.225	25.113	25.113
OTHERS	0	0	0	0
SUB TOTAL	353.335	353.335	136.035	136.035
JAMAICA				
699 Manufactures Of Base Metals	4.668	4.668	17.852	17.852
551 Essential Oils, Perfumes, And Flavour Materials	40	40	10.080	10.080
737 Metalworking Machinery And Parts	913	913	9.806	9.806
OTHERS	0	0	0	0
SUB TOTAL	5.621	5.621	37.738	37.738
PUERTO RICO				
541 Medicinal And Pharmaceutical Products	56	56	68.333	68.333
792 Aircraft And Associated Equipments And Parts	226	226	53.525	53.525
759 Parts And Accessories For Machine Of Heading 751 Or 752	91	91	52.782	52.782
772 Electrical Apparatus For Making And Breaking Electrical Circuits	215	215	15.793	15.793
575 Other Plastics In Primary Forms	90	90	14.407	14.407
OTHERS	398	398	11.273	11.273
SUB TOTAL	1.076	1.076	216.113	216.113
BELIZE				
523 Metallicsalts And Peroxysalts	24.000	24.000	11.040	11.040
OTHERS	0	0	0	0
SUB TOTAL	24.000	24.000	11.040	11.040
DOMINICAN REPUBLIC				
282 Waste And Scrap Metal Of Iron/Steel	272.390	272.390	117.128	117.128
121 Tobacco, Unmanufactured And Refused	5.834	5.834	30.101	30.101
892 Printed Matter	3.168	3.168	24.700	24.700
724 Textile/Leather Machinery And Parts	2.517	2.517	19.629	19.629
211 Hides And Skins, Raw	28.000	28.000	15.260	15.260
OTHERS	660	660	17.541	17.541

I.6 IMPOR KOMODITI MENURUT NEGARA ASAL / *IMPORT BY COUNTRY OF ORIGIN*
DAN LIMA GOLONGAN BARANG (SITC) UTAMA / *AND FIVE MAJOR SITC COMMODITY GROUP*
** JANUARI / *JANUARY 2009* **

Negara Asal/SITC/Uraian Golongan Barang <i>Country of Origin/SITC/group Description</i>	Berat Bersih / <i>Net Weight (Kg)</i>		Nilai CIF / <i>CIF Value (US\$)</i>	
	Bulan ini <i>Current month</i>	Kumulatif <i>Cum. Jan to date</i>	Bulan ini <i>Current month</i>	Kumulatif <i>Cum. Jan to date</i>
SUB TOTAL	312.569	312.569	224.359	224.359
EL SALVADOR				
772 Electrical Apparatus For Making And Breaking Electrical Circuits	4.383	4.383	211.626	211.626
778 Electrical Machinery And Apparatus	2.313	2.313	111.273	111.273
048 Cereal Preparations And Preparations Of Flours/Starchs Of Fruit	244	244	12.206	12.206
893 Article Of Plastics	184	184	8.887	8.887
676 Iron/Steel Bars, Rods, Angels, Shaped And Sections	165	165	7.897	7.897
OTHERS	116	116	5.626	5.626
SUB TOTAL	7.405	7.405	357.515	357.515
COSTA RICA				
223 Oil Seeds Use For Extraction Of Other Fixed Vegetable Oils	3.852	3.852	849.696	849.696
759 Parts And Accessories For Machine Of Heading 751 Or 752	294	294	77.652	77.652
764 Telecommunication Equipments And Parts	43	43	4.466	4.466
772 Electrical Apparatus For Making And Breaking Electrical Circuits	541	541	1.245	1.245
OTHERS	0	0	0	0
SUB TOTAL	4.730	4.730	933.059	933.059
HAITI				
551 Essential Oils, Perfumes, And Flavour Materials	200	200	6.773	6.773
OTHERS	0	0	0	0
SUB TOTAL	200	200	6.773	6.773
BARBADOS				
282 Waste And Scrap Metal Of Iron/Steel	22.000	22.000	4.643	4.643
OTHERS	0	0	0	0
SUB TOTAL	22.000	22.000	4.643	4.643
ANGUILLA				
695 Tools For Used In The Hand Or In Machines	26	26	92	92
OTHERS	0	0	0	0
SUB TOTAL	26	26	92	92
CAPE VERDE				
037 Fish, Crustaceans, Molluscs, And Other Aquatic Invertebrates; Prepar	14.932	14.932	45.355	45.355
785 Motorcycles, Scooters, And Other Cycles Motorized/Non Motorized	30	30	77	77
697 Household Equipment Of Base Metals	4	4	11	11
OTHERS	0	0	0	0
SUB TOTAL	14.966	14.966	45.443	45.443
CAYMAN ISLANDS				
651 Textile Yarns	462	462	3.672	3.672
OTHERS	0	0	0	0
SUB TOTAL	462	462	3.672	3.672
FRENCH GUIANA				
772 Electrical Apparatus For Making And Breaking Electrical Circuits	15	15	4.184	4.184
OTHERS	0	0	0	0
SUB TOTAL	15	15	4.184	4.184
NETHERLANDS ANTILLES				
748 Transmission Shafts And Cranks	9.008	9.008	187.394	187.394
743 Pumps, Compressors, Fans, Blowers, Centrifuges, And Parts	4.950	4.950	25.162	25.162
641 Papers And Paperboards	351	351	3.504	3.504
697 Household Equipment Of Base Metals	683	683	3.471	3.471
742 Pumps For Liquid And Parts	25	25	2.906	2.906

I.6 IMPOR KOMODITI MENURUT NEGARA ASAL / *IMPORT BY COUNTRY OF ORIGIN*
 DAN LIMA GOLONGAN BARANG (SITC) UTAMA / *AND FIVE MAJOR SITC COMMODITY GROUP*
 ** JANUARI / JANUARY 2009 **

Negara Asal/SITC/Uraian Golongan Barang <i>Country of Origin/SITC/group Description</i>	Berat Bersih / <i>Net Weight (Kg)</i>		Nilai CIF / <i>CIF Value (US\$)</i>	
	Bulan ini <i>Current month</i>	Kumulatif <i>Cum. Jan to date</i>	Bulan ini <i>Current month</i>	Kumulatif <i>Cum. Jan to date</i>
OTHERS	4	4	359	359
SUB TOTAL	15.021	15.021	222.796	222.796
SAINT LUCIA				
772 Electrical Apparatus For Making And Breaking Electrical Circuits	175	175	1.741	1.741
OTHERS	0	0	0	0
SUB TOTAL	175	175	1.741	1.741
UNITED KINGDOM				
747 Taps, Cocks, And Valves For Pipes	89.699	89.699	4.708.671	4.708.671
251 Pulp And Waste Paper	36.547.162	36.547.162	3.294.559	3.294.559
723 Civil Engineering And Contractor Plants And Equipments/Parts	250.494	250.494	3.244.372	3.244.372
874 Measuring, Checking, Analysing, And Controlling Instrument And Appa	38.315	38.315	2.394.734	2.394.734
679 Tubes, Pipes, Hollow Profile, Pipe Fitting Of Iron/Steel	193.798	193.798	1.414.361	1.414.361
OTHERS	5.555.252	5.555.252	29.237.929	29.237.929
SUB TOTAL	42.674.720	42.674.720	44.294.626	44.294.626
NETHERLANDS				
714 Engines And Motors, Non-Electric And Parts	11.576	11.576	11.370.246	11.370.246
516 Other Organic Chemicals	3.309.803	3.309.803	5.883.322	5.883.322
772 Electrical Apparatus For Making And Breaking Electrical Circuits	90.596	90.596	2.981.531	2.981.531
022 Milk, Cream, And Milk Products Other Than Butter Or Cheese	1.285.295	1.285.295	2.969.454	2.969.454
098 Edible Products And Preparations	345.188	345.188	2.307.689	2.307.689
OTHERS	26.155.123	26.155.123	27.958.541	27.958.541
SUB TOTAL	31.197.581	31.197.581	53.470.783	53.470.783
FRANCE				
792 Aircraft And Associated Equipments And Parts	8.378	8.378	8.052.084	8.052.084
723 Civil Engineering And Contractor Plants And Equipments/Parts	344.950	344.950	4.166.078	4.166.078
551 Essential Oils, Perfumes, And Flavour Materials	136.087	136.087	3.522.027	3.522.027
772 Electrical Apparatus For Making And Breaking Electrical Circuits	122.818	122.818	3.491.727	3.491.727
747 Taps, Cocks, And Valves For Pipes	68.018	68.018	3.334.615	3.334.615
OTHERS	10.585.931	10.585.931	38.261.596	38.261.596
SUB TOTAL	11.266.182	11.266.182	60.828.127	60.828.127
GERMANY, FED. REP. OF				
728 Other Machines And Equipment Specialized For Particular Industry	758.426	758.426	15.343.139	15.343.139
764 Telecommunication Equipments And Parts	48.616	48.616	9.450.251	9.450.251
744 Mechanical Handling Equipments And Parts	753.324	753.324	5.010.933	5.010.933
745 Other Non-Electical Machinery, Tools, And Mechanical Apparatus	104.164	104.164	4.591.789	4.591.789
726 Printing/Book Binding Machinery And Parts	257.430	257.430	4.514.154	4.514.154
OTHERS	38.479.011	38.479.011	112.900.719	112.900.719
SUB TOTAL	40.400.971	40.400.971	151.810.985	151.810.985
AUSTRIA				
776 Thermionic, Cold Cathode, And Photo Cathode Valves/Tubes	14.500	14.500	5.253.406	5.253.406
725 Papermill/Pulpmill Machinery And Paper Cutting Machines	60.867	60.867	4.257.059	4.257.059
641 Papers And Paperboards	1.651.588	1.651.588	2.558.200	2.558.200
642 Paper And Paperboard Cut To Size/Shape And Article Of Papers	306.065	306.065	1.494.220	1.494.220
771 Electric Power Machinery And Parts	6.343	6.343	1.480.849	1.480.849
OTHERS	1.880.664	1.880.664	9.791.903	9.791.903
SUB TOTAL	3.920.027	3.920.027	24.835.637	24.835.637
BELGIUM				
515 Organo-Inorganic And Heterocyclic Compounds	1.243.838	1.243.838	6.332.822	6.332.822
792 Aircraft And Associated Equipments And Parts	150.003	150.003	5.000.700	5.000.700
714 Engines And Motors, Non-Electric And Parts	315.430	315.430	4.858.613	4.858.613
723 Civil Engineering And Contractor Plants And Equipments/Parts	432.634	432.634	3.733.393	3.733.393
728 Other Machines And Equipment Specialized For Particular Industry	13.247	13.247	1.298.123	1.298.123

1.6 IMPOR KOMODITI MENURUT NEGARA ASAL / *IMPORT BY COUNTRY OF ORIGIN*
DAN LIMA GOLONGAN BARANG (SITC) UTAMA / *AND FIVE MAJOR SITC COMMODITY GROUP*
** JANUARI / JANUARY 2009 **

Negara Asal/SITC/Uraian Golongan Barang <i>Country of Origin/SITC/group Description</i>	Berat Bersih / <i>Net Weight (Kg)</i>		Nilai CIF / <i>CIF Value (US\$)</i>	
	Bulan ini <i>Current month</i>	Kumulatif <i>Cum. Jan to date</i>	Bulan ini <i>Current month</i>	Kumulatif <i>Cum. Jan to date</i>
OTHERS	9.023.272	9.023.272	12.840.351	12.840.351
SUB TOTAL	11.178.424	11.178.424	34.064.002	34.064.002
SWITZERLAND				
764 Telecommunication Equipments And Parts	114.678	114.678	17.152.784	17.152.784
716 Rotating Electric Plants And Parts	113.873	113.873	4.543.949	4.543.949
771 Electric Power Machinery And Parts	51.640	51.640	3.473.912	3.473.912
533 Pigments, Paints, Varnishes, And Related Materials	148.867	148.867	2.562.280	2.562.280
725 Papermill/Pulpmill Machinery And Paper Cutting Machines	526.315	526.315	1.763.740	1.763.740
OTHERS	2.407.649	2.407.649	15.950.902	15.950.902
SUB TOTAL	3.363.022	3.363.022	45.447.567	45.447.567
LUXEMBOURG				
893 Article Of Plastics	5.126	5.126	102.876	102.876
749 Non-Electric Parts And Accessories Of Machineries	17.667	17.667	52.670	52.670
621 Materials Of Rubber	13.121	13.121	38.953	38.953
747 Taps, Cocks, And Valves For Pipes	50	50	21.039	21.039
657 Special Yarns, Textile Fabrics	3.142	3.142	12.577	12.577
OTHERS	35	35	879	879
SUB TOTAL	39.141	39.141	228.994	228.994
MONACO				
542 Medicaments, Including Veterinary Medicaments	85	85	53.608	53.608
575 Other Plastics In Primary Forms	208	208	3.540	3.540
541 Medicinal And Pharmaceutical Products	75	75	1.281	1.281
551 Essential Oils, Perfumes, And Flavour Materials	9	9	159	159
OTHERS	0	0	0	0
SUB TOTAL	377	377	58.588	58.588
DENMARK				
098 Edible Products And Preparations	260.935	260.935	2.651.921	2.651.921
598 Miscellaneous Chemical Products	151.535	151.535	2.099.129	2.099.129
642 Paper And Paperboard Cut To Size/Shape And Article Of Papers	26.629	26.629	842.286	842.286
022 Milk, Cream, And Milk Products Other Than Butter Or Cheese	229.000	229.000	816.203	816.203
121 Tobacco, Unmanufactured And Refused	16.004	16.004	699.539	699.539
OTHERS	600.653	600.653	3.612.075	3.612.075
SUB TOTAL	1.284.756	1.284.756	10.721.153	10.721.153
NORWAY				
874 Measuring, Checking, Analysing, And Controlling Instrument And App:	3.966	3.966	2.007.519	2.007.519
598 Miscellaneous Chemical Products	474.403	474.403	652.733	652.733
723 Civil Engineering And Contractor Plants And Equipments/Parts	15.823	15.823	556.087	556.087
692 Metal Containers For Storage And Transportations	60.942	60.942	430.930	430.930
533 Pigments, Paints, Varnishes, And Related Materials	27.473	27.473	226.002	226.002
OTHERS	1.961.107	1.961.107	1.550.133	1.550.133
SUB TOTAL	2.543.714	2.543.714	5.423.404	5.423.404
SWEDEN				
764 Telecommunication Equipments And Parts	163.906	163.906	33.687.574	33.687.574
771 Electric Power Machinery And Parts	51.290	51.290	6.557.915	6.557.915
725 Papermill/Pulpmill Machinery And Paper Cutting Machines	278.046	278.046	4.802.333	4.802.333
641 Papers And Paperboards	3.083.551	3.083.551	3.360.372	3.360.372
251 Pulp And Waste Paper	4.480.750	4.480.750	3.259.070	3.259.070
OTHERS	2.944.821	2.944.821	13.514.833	13.514.833
SUB TOTAL	11.002.364	11.002.364	65.182.097	65.182.097
FINLAND				
716 Rotating Electric Plants And Parts	338.499	338.499	10.259.617	10.259.617
764 Telecommunication Equipments And Parts	49.924	49.924	2.638.716	2.638.716

I.6 IMPOR KOMODITI MENURUT NEGARA ASAL / *IMPORT BY COUNTRY OF ORIGIN*
DAN LIMA GOLONGAN BARANG (SITC) UTAMA / *AND FIVE MAJOR SITC COMMODITY GROUP*
** JANUARI / *JANUARY 2009* **

Negara Asal/SITC/Uraian Golongan Barang <i>Country of Origin/SITC/group Description</i>	Berat Bersih / <i>Net Weight (Kg)</i>		Nilai CIF / <i>CIF Value (US\$)</i>	
	Bulan ini <i>Current month</i>	Kumulatif <i>Cum. Jan to date</i>	Bulan ini <i>Current month</i>	Kumulatif <i>Cum. Jan to date</i>
713 Internal Combustion Piston Engines And Parts	89.494	89.494	2.242.364	2.242.364
641 Papers And Paperboards	1.530.813	1.530.813	1.447.764	1.447.764
725 Papermill/Pulpmill Machinery And Paper Cutting Machines	49.498	49.498	1.380.414	1.380.414
OTHERS	1.421.730	1.421.730	3.216.906	3.216.906
SUB TOTAL	3.479.958	3.479.958	21.185.781	21.185.781
IRELAND				
792 Aircraft And Associated Equipments And Parts	48.003	48.003	16.584.348	16.584.348
551 Essential Oils, Perfumes, And Flavour Materials	129.536	129.536	1.376.966	1.376.966
098 Edible Products And Preparations	26.451	26.451	473.148	473.148
022 Milk, Cream, And Milk Products Other Than Butter Or Cheese	125.409	125.409	449.956	449.956
515 Organo-Inorganic And Heterocyclic Compounds	57	57	391.918	391.918
OTHERS	1.176.720	1.176.720	1.083.317	1.083.317
SUB TOTAL	1.506.176	1.506.176	20.359.653	20.359.653
ITALY				
745 Other Non-Electical Machinery, Tools, And Mechanical Apparatus	124.545	124.545	12.430.562	12.430.562
764 Telecommunication Equipments And Parts	39.163	39.163	6.799.688	6.799.688
723 Civil Engineering And Contractor Plants And Equipments/Parts	1.123.372	1.123.372	3.381.069	3.381.069
728 Other Machines And Equipment Specialized For Particular Industry	151.499	151.499	3.091.650	3.091.650
747 Taps, Cocks, And Valves For Pipes	105.961	105.961	2.131.199	2.131.199
OTHERS	12.934.727	12.934.727	35.809.535	35.809.535
SUB TOTAL	14.479.267	14.479.267	63.643.703	63.643.703
SPAIN				
684 Aluminium	834.311	834.311	1.412.521	1.412.521
716 Rotating Electric Plants And Parts	40.858	40.858	1.194.764	1.194.764
533 Pigments, Paints, Varnishes, And Related Materials	829.863	829.863	1.125.620	1.125.620
541 Medicinal And Pharmaceutical Products	20.693	20.693	1.061.006	1.061.006
772 Electrical Apparatus For Making And Breaking Electrical Circuits	33.847	33.847	865.936	865.936
OTHERS	1.402.089	1.402.089	8.332.312	8.332.312
SUB TOTAL	3.161.661	3.161.661	13.992.159	13.992.159
PORTUGAL				
845 Articles Of Apparel	3.442	3.442	149.321	149.321
778 Electrical Machinery And Apparatus	24.004	24.004	139.650	139.650
591 Disinfectants, Insecticides, And Fungicides Put In Forms	9.900	9.900	56.541	56.541
665 Glassware	5.930	5.930	51.413	51.413
841 Men'S Coats/Jackets, Not Knitted	826	826	45.067	45.067
OTHERS	47.169	47.169	293.080	293.080
SUB TOTAL	91.271	91.271	735.072	735.072
ICELAND				
411 Animal Oils And Fats	3.800	3.800	13.530	13.530
751 Office Machines	52	52	8.132	8.132
542 Medicaments, Including Veterinary Medicaments	107	107	8.015	8.015
629 Articles Of Rubbers	2	2	71	71
OTHERS	0	0	0	0
SUB TOTAL	3.961	3.961	29.748	29.748
GREECE				
121 Tobacco, Unmanufactured And Refused	51.019	51.019	494.631	494.631
263 Cotton	199.997	199.997	305.553	305.553
742 Pumps For Liquid And Parts	1.527	1.527	16.152	16.152
661 Lime, Cement And Fabricated Construction Materials	62.800	62.800	16.085	16.085
892 Printed Matter	345	345	13.432	13.432
OTHERS	69.770	69.770	49.646	49.646
SUB TOTAL	385.458	385.458	895.499	895.499

1.6 IMPOR KOMODITI MENURUT NEGARA ASAL / *IMPORT BY COUNTRY OF ORIGIN*
 DAN LIMA GOLONGAN BARANG (SITC) UTAMA / *AND FIVE MAJOR SITC COMMODITY GROUP*
 ** JANUARI / JANUARY 2009 **

Negara Asal/SITC/Uraian Golongan Barang <i>Country of Origin/SITC/group Description</i>	Berat Bersih / <i>Net Weight (Kg)</i>		Nilai CIF / <i>CIF Value (US\$)</i>	
	Bulan ini <i>Current month</i>	Kumulatif <i>Cum. Jan to date</i>	Bulan ini <i>Current month</i>	Kumulatif <i>Cum. Jan to date</i>
ANDORRA				
741 Heating And Cooling Equipments And Parts	16.877	16.877	33.544	33.544
652 Cotton Fabrics, Woven	2.794	2.794	26.444	26.444
743 Pumps, Compressors, Fans, Blowers, Centrifuges, And Parts	419	419	832	832
775 Household Type, Electrical/Non-Electrical Equipments	203	203	404	404
874 Measuring, Checking, Analysing, And Controlling Instrument And Apparatus	171	171	339	339
OTHERS	330	330	653	653
SUB TOTAL	20.794	20.794	62.216	62.216
HUNGARY				
714 Engines And Motors, Non-Electric And Parts	1.243	1.243	1.110.546	1.110.546
873 Meters And Counters	17.028	17.028	126.339	126.339
764 Telecommunication Equipments And Parts	1.470	1.470	125.159	125.159
725 Papermill/Pulpmill Machinery And Paper Cutting Machines	5.198	5.198	114.492	114.492
541 Medicinal And Pharmaceutical Products	15	15	62.610	62.610
OTHERS	38.867	38.867	326.151	326.151
SUB TOTAL	63.821	63.821	1.865.297	1.865.297
POLAND				
598 Miscellaneous Chemical Products	531.348	531.348	1.270.080	1.270.080
764 Telecommunication Equipments And Parts	1.277	1.277	289.779	289.779
778 Electrical Machinery And Apparatus	19.277	19.277	174.978	174.978
611 Leathers	116.549	116.549	115.899	115.899
746 Ball Or Roller Bearings	3.661	3.661	79.857	79.857
OTHERS	177.742	177.742	502.637	502.637
SUB TOTAL	849.854	849.854	2.433.230	2.433.230
ROMANIA				
728 Other Machines And Equipment Specialized For Particular Industry	40.868	40.868	755.356	755.356
653 Fabrics, Woven, Of Man-Made Fibres	32.719	32.719	554.954	554.954
747 Taps, Cocks, And Valves For Pipes	37.191	37.191	323.394	323.394
655 Knitted Or Crocheted Fabrics	18.141	18.141	123.656	123.656
211 Hides And Skins, Raw	23.000	23.000	74.750	74.750
OTHERS	108.972	108.972	294.012	294.012
SUB TOTAL	260.891	260.891	2.126.122	2.126.122
BULGARIA				
075 Spices	772.730	772.730	266.353	266.353
682 Copper	15.255	15.255	132.801	132.801
744 Mechanical Handling Equipments And Parts	9.120	9.120	55.753	55.753
575 Other Plastics In Primary Forms	15.000	15.000	36.225	36.225
845 Articles Of Apparel	594	594	25.852	25.852
OTHERS	14.165	14.165	63.501	63.501
SUB TOTAL	826.864	826.864	580.485	580.485
YUGOSLAVIA				
748 Transmission Shafts And Cranks	131	131	362	362
679 Tubes, Pipes, Hollow Profile, Pipe Fitting Of Iron/Steel	13	13	288	288
746 Ball Or Roller Bearings	13	13	38	38
OTHERS	0	0	0	0
SUB TOTAL	157	157	688	688
ALBANIA				
842 Women'S Coats/Jacket, Not Knitted	38	38	2.668	2.668
098 Edible Products And Preparations	78	78	1.370	1.370
OTHERS	0	0	0	0
SUB TOTAL	116	116	4.038	4.038

I.6 IMPOR KOMODITI MENURUT NEGARA ASAL / *IMPORT BY COUNTRY OF ORIGIN*
DAN LIMA GOLONGAN BARANG (SITC) UTAMA / *AND FIVE MAJOR SITC COMMODITY GROUP*
** JANUARI / *JANUARY 2009* **

Negara Asal/SITC/Uraian Golongan Barang <i>Country of Origin/SITC/group Description</i>	Berat Bersih / <i>Net Weight (Kg)</i>		Nilai CIF / <i>CIF Value (US\$)</i>	
	Bulan ini <i>Current month</i>	Kumulatif <i>Cum. Jan to date</i>	Bulan ini <i>Current month</i>	Kumulatif <i>Cum. Jan to date</i>
ARMENIA				
629 Articles Of Rubbers	3	3	200	200
851 Footwears	4	4	12	12
OTHERS	0	0	0	0
SUB TOTAL	7	7	212	212
AZERBAIJAN				
333 Petroleum Oil, Crude	102.022.632	102.022.632	36.254.176	36.254.176
OTHERS	0	0	0	0
SUB TOTAL	102.022.632	102.022.632	36.254.176	36.254.176
BELARUS				
562 Fertilizers, Manufactured	4.509.000	4.509.000	3.929.149	3.929.149
625 Rubber Tyre, Tyre Cases, Tyre Treads, Inner Tubes, And Tyre Flaps	138.589	138.589	906.622	906.622
676 Iron/Steel Bars, Rods, Angels, Shaped And Sections	2.105	2.105	3.222	3.222
778 Electrical Machinery And Apparatus	1	1	22	22
OTHERS	0	0	0	0
SUB TOTAL	4.649.695	4.649.695	4.839.015	4.839.015
KAZAKHSTAN				
673 Flat Rolled Products, Not Clad	5.209.460	5.209.460	6.017.169	6.017.169
685 Lead	463.866	463.866	651.180	651.180
263 Cotton	52.893	52.893	58.012	58.012
OTHERS	0	0	0	0
SUB TOTAL	5.726.219	5.726.219	6.726.361	6.726.361
KYRGYZSTAN				
611 Leathers	336	336	3.908	3.908
592 Starches, Inulin, And Wheat Glutenal Buminoidal Substances; Glues	75	75	2.117	2.117
694 Nails, Screws, Nuts, Bolts, Rivets Of Iron/Steel Or Copper	380	380	489	489
OTHERS	0	0	0	0
SUB TOTAL	791	791	6.514	6.514
MOLDOVA, REPUBLIC OF				
842 Women'S Coats/Jacket, Not Knitted	3	3	104	104
OTHERS	0	0	0	0
SUB TOTAL	3	3	104	104
UKRAINE				
061 Sugar, Molasses, And Honey	5.250.000	5.250.000	1.469.999	1.469.999
041 Wheat And Meslin, Unmilled	4.371.200	4.371.200	866.335	866.335
673 Flat Rolled Products, Not Clad	467.287	467.287	453.671	453.671
675 Flat Rolled Products And Alloy Steels	380.289	380.289	313.088	313.088
272 Fertilizers, Crude	308.000	308.000	243.430	243.430
OTHERS	222.030	222.030	690.283	690.283
SUB TOTAL	10.998.806	10.998.806	4.036.806	4.036.806
LITHUANIA				
625 Rubber Tyre, Tyre Cases, Tyre Treads, Inner Tubes, And Tyre Flaps	33.928	33.928	291.444	291.444
899 Other Miscellaneous Manufactured Articles	513	513	21.733	21.733
841 Men'S Coats/Jackets, Not Knitted	98	98	4.543	4.543
OTHERS	0	0	0	0
SUB TOTAL	34.539	34.539	317.720	317.720
LATVIA				
282 Waste And Scrap Metal Of Iron/Steel	972.075	972.075	223.577	223.577
658 Made-Up Articles, Wholly/Chiefly Of Textile Materials	315	315	4.711	4.711

I.6 IMPOR KOMODITI MENURUT NEGARA ASAL / *IMPORT BY COUNTRY OF ORIGIN*
DAN LIMA GOLONGAN BARANG (SITC) UTAMA / *AND FIVE MAJOR SITC COMMODITY GROUP*
** JANUARI / *JANUARY 2009* **

Negara Asal/SITC/Uraian Golongan Barang <i>Country of Origin/SITC/group Description</i>	Berat Bersih / <i>Net Weight (Kg)</i>		Nilai CIF / <i>CIF Value (US\$)</i>	
	Bulan ini <i>Current month</i>	Kumulatif <i>Cum. Jan to date</i>	Bulan ini <i>Current month</i>	Kumulatif <i>Cum. Jan to date</i>
821 Furnitures And Parts	70	70	1.171	1.171
894 Baby Carriages, Toys, Games, And Sporting Goods	38	38	638	638
844 Women'S Coats/Jackets, Knitted	8	8	142	142
OTHERS	0	0	0	0
SUB TOTAL	972.506	972.506	230.239	230.239
ESTONIA				
764 Telecommunication Equipments And Parts	7.464	7.464	539.283	539.283
282 Waste And Scrap Metal Of Iron/Steel	630.520	630.520	158.941	158.941
735 Parts Of Machine Tools	248	248	5.827	5.827
716 Rotating Electric Plants And Parts	68	68	2.306	2.306
692 Metal Containers For Storage And Transportations	53	53	2.016	2.016
OTHERS	104	104	3.706	3.706
SUB TOTAL	638.457	638.457	712.079	712.079
GEORGIA				
842 Women'S Coats/Jacket, Not Knitted	110	110	3.831	3.831
874 Measuring, Checking, Analysing, And Controlling Instrument And Appa:	4	4	38	38
OTHERS	0	0	0	0
SUB TOTAL	114	114	3.869	3.869
CROATIA				
727 Food Processing Machines And Parts	12.160	12.160	268.302	268.302
121 Tobacco, Unmanufactured And Refused	19.800	19.800	73.854	73.854
737 Metalworking Machinery And Parts	4.365	4.365	37.652	37.652
661 Lime,Cement And Fabricated Construction Materials	63.000	63.000	29.969	29.969
541 Medicinal And Pharmaceutical Products	440	440	19.800	19.800
OTHERS	23.638	23.638	30.331	30.331
SUB TOTAL	123.403	123.403	459.908	459.908
BOSNIA AND HERZEGOVINA				
844 Women'S Coats/Jackets, Knitted	2	2	55	55
892 Printed Matter	1	1	2	2
OTHERS	0	0	0	0
SUB TOTAL	3	3	57	57
MALTA				
831 Travel Goods	701	701	7.947	7.947
741 Heating And Cooling Equipments And Parts	70	70	4.155	4.155
752 Automatic Data Processing Machines And Their Units	14	14	2.390	2.390
629 Articles Of Rubbers	20	20	144	144
772 Electrical Apparatus For Making And Breaking Electrical Circuits	1	1	16	16
OTHERS	0	0	0	0
SUB TOTAL	806	806	14.652	14.652
SLOVAKIA				
764 Telecommunication Equipments And Parts	3.062	3.062	427.766	427.766
775 Household Type, Electrical/Non-Electrical Equipments	17.861	17.861	57.606	57.606
778 Electrical Machinery And Apparatus	1.412	1.412	51.373	51.373
514 Nitrogen-Function Compounds	17.501	17.501	40.250	40.250
248 Wood,Simply Worked And Railway Sleeper Of Wood	72.000	72.000	38.023	38.023
OTHERS	4.518	4.518	130.273	130.273
SUB TOTAL	116.354	116.354	745.291	745.291
SLOVENIA				
723 Civil Engineering And Contractor Plants And Equipments/Parts	22.700	22.700	276.011	276.011
699 Manufactures Of Base Metals	24.791	24.791	244.496	244.496
516 Other Organic Chemicals	670	670	103.440	103.440
772 Electrical Apparatus For Making And Breaking Electrical Circuits	175	175	84.500	84.500

I.6 IMPOR KOMODITI MENURUT NEGARA ASAL / *IMPORT BY COUNTRY OF ORIGIN*
DAN LIMA GOLONGAN BARANG (SITC) UTAMA / *AND FIVE MAJOR SITC COMMODITY GROUP*
** JANUARI / *JANUARY 2009* **

Negara Asal/SITC/Uraian Golongan Barang <i>Country of Origin/SITC/group Description</i>	Berat Bersih / <i>Net Weight (Kg)</i>		Nilai CIF / <i>CIF Value (US\$)</i>	
	Bulan ini <i>Current month</i>	Kumulatif <i>Cum. Jan to date</i>	Bulan ini <i>Current month</i>	Kumulatif <i>Cum. Jan to date</i>
775 Household Type, Electrical/Non-Electrical Equipments	3.518	3.518	29.353	29.353
OTHERS	21.874	21.874	48.549	48.549
SUB TOTAL	73.728	73.728	786.349	786.349
CZECH REPUBLIC				
764 Telecommunication Equipments And Parts	54.229	54.229	1.123.830	1.123.830
514 Nitrogen-Function Compounds	336.000	336.000	766.360	766.360
641 Papers And Paperboards	660.392	660.392	700.440	700.440
772 Electrical Apparatus For Making And Breaking Electrical Circuits	9.372	9.372	602.641	602.641
723 Civil Engineering And Contractor Plants And Equipments/Parts	62.444	62.444	287.335	287.335
OTHERS	598.339	598.339	1.163.126	1.163.126
SUB TOTAL	1.720.776	1.720.776	4.643.732	4.643.732
SOUTH GEORGIA AND THE SOUTH SA				
575 Other Plastics In Primary Forms	27	27	911	911
OTHERS	0	0	0	0
SUB TOTAL	27	27	911	911
REP. OF MACEDONIA				
791 Railway Vehicles And Associated Equipments	375	375	26.314	26.314
OTHERS	0	0	0	0
SUB TOTAL	375	375	26.314	26.314
RUSSIA FEDERATION				
334 Petroleum Products, Refined	10.576.203	10.576.203	4.802.830	4.802.830
251 Pulp And Waste Paper	4.352.292	4.352.292	3.779.310	3.779.310
641 Papers And Paperboards	2.096.415	2.096.415	2.019.359	2.019.359
682 Copper	502.335	502.335	1.734.926	1.734.926
675 Flat Rolled Products And Alloy Steels	415.974	415.974	1.691.362	1.691.362
OTHERS	6.556.975	6.556.975	3.464.011	3.464.011
SUB TOTAL	24.500.194	24.500.194	17.491.798	17.491.798

**I.7 IMPOR KOMODITI TERTENTU MENURUT NEGARA ASAL UTAMA
CERTAIN COMMODITIES IMPORT BY MAIN COUNTRY OF ORIGIN**

** JANUARI / JANUARY 2009 **

Komoditi Commodity	Negara Asal Country of Origin	Berat Bersih / Net Weight (Kg)		Nilai CIF / CIF Value (US\$)	
		Bulan ini Current month	Kumulatif Cum. Jan. to date	Bulan ini Current month	Kumulatif Cum. Jan. to date
Beras					
	THAILAND	11 961 497	11 961 497	4 249 612	4 249 612
	VIET NAM	8 034 500	8 034 500	2 938 636	2 938 636
	UNITED STATES	47 653	47 653	91 083	91 083
	PAKISTAN	20	20	31	31
	OTHERS	0	0	0	0
	Sub Total	20 043 670	20 043 670	7 279 362	7 279 362
Jagung					
	BRAZIL	12 600 000	12 600 000	2 299 000	2 299 000
	THAILAND	8 051 995	8 051 995	1 860 326	1 860 326
	MYANMAR (FORM. BURMA)	986 227	986 227	174 562	174 562
	UNITED STATES	62 595	62 595	51 060	51 060
	ARGENTINA	52 160	52 160	39 902	39 902
	OTHERS	7 029	7 029	5 022	5 022
	Sub Total	21 760 006	21 760 006	4 429 872	4 429 872
Kedelai					
	UNITED STATES	28 068 884	28 068 884	12 936 188	12 936 188
	MALAYSIA	1 554 762	1 554 762	880 255	880 255
	CANADA	167 340	167 340	101 241	101 241
	JAPAN	1	1	129	129
	OTHERS	0	0	0	0
	Sub Total	29 790 987	29 790 987	13 917 813	13 917 813
Biji Gandum dan Mesli					
	AUSTRALIA	189 126 120	189 126 120	69 692 946	69 692 946
	CANADA	106 415 000	106 415 000	47 096 120	47 096 120
	RUSSIA FEDERATION	4 654 170	4 654 170	1 630 252	1 630 252
	UKRAINE	4 371 200	4 371 200	866 335	866 335
	MALAYSIA	72 764	72 764	142 003	142 003
	OTHERS	25 752	25 752	102 807	102 807
	Sub Total	304 665 006	304 665 006	119 530 463	119 530 463
Tepung terigu					
	TURKEY	8 563 000	8 563 000	3 210 179	3 210 179
	AUSTRALIA	4 862 150	4 862 150	1 886 542	1 886 542
	SRI LANKA	1 685 000	1 685 000	980 126	980 126
	BELGIUM	857 500	857 500	471 870	471 870
	HONG KONG	182	182	3 546	3 546
	OTHERS	30	30	172	172
	Sub Total	15 967 862	15 967 862	6 552 435	6 552 435
Gula Pasir					
	MALAYSIA	590 000	590 000	256 565	256 565
	SINGAPORE	209 350	209 350	120 449	120 449
	THAILAND	50 000	50 000	18 300	18 300
	OTHERS	0	0	0	0
	Sub Total	849 350	849 350	395 314	395 314
Gula Tebu					
	THAILAND	73 554 605	73 554 605	22 979 649	22 979 649

**I.7 IMPOR KOMODITI TERTENTU MENURUT NEGARA ASAL UTAMA
CERTAIN COMMODITIES IMPORT BY MAIN COUNTRY OF ORIGIN**

** JANUARI / JANUARY 2009 **

Komoditi Commodity	Negara Asal Country of Origin	Berat Bersih / Net Weight (Kg)		Nilai CIF / CIF Value (US\$)	
		Bulan ini Current month	Kumulatif Cum. Jan. to date	Bulan ini Current month	Kumulatif Cum. Jan. to date
	CHINA	304	304	74	74
	OTHERS	0	0	0	0
	Sub Total	73 554 909	73 554 909	22 979 723	22 979 723
Daging Sejenis Lembu					
	AUSTRALIA	3 620 230	3 620 230	7 885 919	7 885 919
	NEW ZEALAND	1 338 969	1 338 969	2 542 633	2 542 633
	CANADA	146 965	146 965	271 396	271 396
	UNITED STATES	50 078	50 078	39 060	39 060
	OTHERS	0	0	0	0
	Sub Total	5 156 242	5 156 242	10 739 008	10 739 008
Daging Ayam					
	UNITED STATES	192 749	192 749	298 751	298 751
	SINGAPORE	57 839	57 839	73 734	73 734
	OTHERS	0	0	0	0
	Sub Total	250 588	250 588	372 485	372 485
Garam					
	AUSTRALIA	40 397 000	40 397 000	2 067 913	2 067 913
	NETHERLANDS	98 000	98 000	23 689	23 689
	KOREA, REPUBLIC OF	197	197	374	374
	GERMANY, FED. REP. OF	2	2	39	39
	SINGAPORE	183	183	21	21
	OTHERS	23	23	15	15
	Sub Total	40 495 405	40 495 405	2 092 051	2 092 051
Mentega					
	NEW ZEALAND	386 400	386 400	1 813 198	1 813 198
	FRANCE	15 759	15 759	104 968	104 968
	UNITED STATES	24 800	24 800	80 972	80 972
	AUSTRALIA	26 068	26 068	66 833	66 833
	IRELAND	20 800	20 800	57 200	57 200
	OTHERS	18 600	18 600	20 000	20 000
	Sub Total	492 427	492 427	2 143 171	2 143 171
Minyak Goreng					
	MALAYSIA	568 253	568 253	503 155	503 155
	SINGAPORE	297 864	297 864	369 946	369 946
	CANADA	19 051	19 051	22 512	22 512
	NETHERLANDS	1	1	25	25
	OTHERS	0	0	0	0
	Sub Total	885 169	885 169	895 638	895 638

**I.7 IMPOR KOMODITI TERTENTU MENURUT NEGARA ASAL UTAMA
CERTAIN COMMODITIES IMPORT BY MAIN COUNTRY OF ORIGIN**

** JANUARI / JANUARY 2009 **

Komoditi Commodity	Negara Asal Country of Origin	Berat Bersih / Net Weight (Kg)		Nilai CIF / CIF Value (US\$)	
		Bulan ini Current month	Kumulatif Cum. Jan. to date	Bulan ini Current month	Kumulatif Cum. Jan. to date
Susu					
	NEW ZEALAND	5 740 332	5 740 332	13 105 092	13 105 092
	UNITED STATES	2 322 800	2 322 800	7 071 103	7 071 103
	AUSTRALIA	1 947 173	1 947 173	5 352 205	5 352 205
	SINGAPORE	659 035	659 035	4 235 020	4 235 020
	THAILAND	1 171 667	1 171 667	1 634 077	1 634 077
	OTHERS	1 313 599	1 313 599	5 376 661	5 376 661
	Sub Total	13 154 606	13 154 606	36 774 158	36 774 158
Bawang Merah					
	CHINA	1 164 000	1 164 000	345 543	345 543
	MALAYSIA	621 268	621 268	324 519	324 519
	MYANMAR (FORM. BURMA)	174 000	174 000	71 459	71 459
	OTHERS	0	0	0	0
	Sub Total	1 959 268	1 959 268	741 521	741 521
Bawang putih					
	CHINA	45 664 108	45 664 108	16 050 030	16 050 030
	MALAYSIA	50 847	50 847	27 223	27 223
	INDIA	1 737	1 737	710	710
	AUSTRALIA	191	191	380	380
	OTHERS	0	0	0	0
	Sub Total	45 716 883	45 716 883	16 078 343	16 078 343
Kelapa					
	THAILAND	368 152	368 152	173 142	173 142
	SINGAPORE	63 760	63 760	105 124	105 124
	VIET NAM	15 876	15 876	69 650	69 650
	PHILIPPINES	17 780	17 780	28 790	28 790
	HONG KONG	71	71	580	580
	OTHERS	0	0	0	0
	Sub Total	465 639	465 639	377 286	377 286
Kelapa Sawit					
	UNITED STATES	1 785	1 785	386 925	386 925
	OTHERS	0	0	0	0
	Sub Total	1 785	1 785	386 925	386 925
Lada					
	CHINA	32 000	32 000	10 080	10 080
	MALAYSIA	9 894	9 894	7 603	7 603
	UNITED STATES	278	278	4 861	4 861
	INDIA	105	105	1 845	1 845
	VIET NAM	79	79	1 383	1 383
	OTHERS	335	335	1 968	1 968
	Sub Total	42 691	42 691	27 740	27 740
Teh					
	KENYA	94 881	94 881	220 752	220 752
	VIET NAM	226 800	226 800	205 512	205 512
	CHINA	46 260	46 260	146 838	146 838
	INDIA	33 299	33 299	93 532	93 532

**I.7 IMPOR KOMODITI TERTENTU MENURUT NEGARA ASAL UTAMA
CERTAIN COMMODITIES IMPORT BY MAIN COUNTRY OF ORIGIN**

** JANUARI / JANUARY 2009 **

Komoditi Commodity	Negara Asal Country of Origin	Berat Bersih / Net Weight (Kg)		Nilai CIF / CIF Value (US\$)	
		Bulan ini Current month	Kumulatif Cum. Jan. to date	Bulan ini Current month	Kumulatif Cum. Jan. to date
	UNITED KINGDOM	1 317	1 317	41 209	41 209
	OTHERS	12 112	12 112	58 480	58 480
	Sub Total	414 669	414 669	766 323	766 323
Kopi					
	BRAZIL	307 200	307 200	956 468	956 468
	UNITED STATES	59 777	59 777	262 655	262 655
	ITALY	14 851	14 851	226 270	226 270
	TANZANIA, UNITED REPUBLIC OF	36 000	36 000	77 400	77 400
	GERMANY, FED. REP. OF	18 144	18 144	62 776	62 776
	OTHERS	83 364	83 364	166 236	166 236
	Sub Total	519 336	519 336	1 751 805	1 751 805
Kakao					
	PAPUA NEW GUINEA	1 255 000	1 255 000	2 903 905	2 903 905
	COTE D'IVOIRE	400 400	400 400	969 100	969 100
	GHANA	100 000	100 000	325 366	325 366
	OTHERS	0	0	0	0
	Sub Total	1 755 400	1 755 400	4 198 371	4 198 371
Cabe (segar-dingin)					
	AUSTRALIA	2 603	2 603	6 344	6 344
	CHINA	3 114	3 114	2 920	2 920
	OTHERS	0	0	0	0
	Sub Total	5 717	5 717	9 264	9 264
Cabe (kering-tumbuk)					
	CHINA	507 016	507 016	469 451	469 451
	INDIA	606 409	606 409	443 090	443 090
	MALAYSIA	165 734	165 734	96 136	96 136
	THAILAND	400	400	3 360	3 360
	PERU	37	37	642	642
	OTHERS	191	191	538	538
	Sub Total	1 279 787	1 279 787	1 013 217	1 013 217
Tembakau					
	UNITED STATES	845 328	845 328	6 799 021	6 799 021
	CHINA	1 105 200	1 105 200	5 709 603	5 709 603
	TURKEY	775 132	775 132	3 344 425	3 344 425
	SWITZERLAND	138 600	138 600	1 183 673	1 183 673
	BRAZIL	157 810	157 810	822 809	822 809
	OTHERS	370 535	370 535	2 964 908	2 964 908
	Sub Total	3 392 605	3 392 605	20 824 439	20 824 439
Ubi Kayu					
	AUSTRALIA	77	77	148	148
	OTHERS	0	0	0	0
	Sub Total	77	77	148	148

K1. IMPOR KAWASAN BERIKAT / BOUNDED ZONE IMPORT
MENURUT GOLONGAN BARANG 2 DIJIT HS / BY COMMODITY 2 DIGITS HS
**** JANUARI / JANUARY 2009 ****

HS	Uraian Golongan Barang <i>Group Description</i>	Berat Bersih / <i>Net Weight (Kg)</i>		Nilai CIF / <i>CIF Value (US\$)</i>	
		Bulan ini	Kumulatif	Bulan ini	Kumulatif
		<i>Current month</i>	<i>Cum. Jan to date</i>	<i>Current month</i>	<i>Cum. Jan to date</i>
03	Fish and crustaceans	116.222	116.222	429.807	429.807
04	Dairy products, bird's eggs, natural honey	38.681	38.681	64.810	64.810
05	Products of animal origin	2.995	2.995	44.454	44.454
06	Live trees and other plants	7.880	7.880	38.045	38.045
07	Edible vegetables and certain roots and tubers	737	737	355	355
08	Edible fruits and nuts	68.098	68.098	115.451	115.451
09	Coffee, tea, mate, and spices	75.139	75.139	183.823	183.823
10	Cereals	98.514	98.514	244.722	244.722
11	Products of the milling industry	39.349	39.349	31.046	31.046
12	Oil seeds and oleaginous fruits	99.008	99.008	82.893	82.893
13	Lac	21.594	21.594	113.920	113.920
14	Vegetable plaiting materials	2.840	2.840	13.206	13.206
15	Animal or vegetable oils/fats and their cleavage products	402.316	402.316	361.821	361.821
16	Preparations of meat/fish/crustaceans/molluscs or other aquatic inverte	54.553	54.553	79.864	79.864
17	Sugar and sugar confectionery	32.323.955	32.323.955	10.362.238	10.362.238
19	Preparations of cereals, flour, starch or milk	72.051	72.051	192.205	192.205
20	Preparations of vegetables, fruits, nuts or other part of plants	51.502	51.502	233.886	233.886
21	Miscellaneous edible preparations	12.451	12.451	59.740	59.740
22	Beverages, spirit, and vinegar	7.318	7.318	17.731	17.731
23	Residues and waste from the food industries	1.560	1.560	12.462	12.462
24	Tobacco and manufactured tobacco substitutes	147.690	147.690	1.694.460	1.694.460
25	Salts	37.832.183	37.832.183	2.887.328	2.887.328
26	Ores, slag, and ash	250.612	250.612	38.293	38.293
27	Mineral fuels, mineral oils and products of their distillation	18.132.590	18.132.590	8.874.227	8.874.227
28	Inorganic chemicals	10.452.184	10.452.184	7.259.422	7.259.422
29	Organic chemicals	6.827.810	6.827.810	8.505.635	8.505.635
30	Pharmaceutical products	48.003	48.003	275.741	275.741
31	Fertilizers	2.322.527	2.322.527	1.401.430	1.401.430
32	Tanning or dyeing extracts	1.320.990	1.320.990	6.338.032	6.338.032
33	Essential oils and resinoids	41.928	41.928	651.559	651.559
34	Soap, organic surface-active agents, washing, and lubricating prepara	376.569	376.569	1.205.050	1.205.050
35	Albuminoidal substances	2.555.177	2.555.177	5.721.090	5.721.090
36	Explosives	5.165	5.165	464.676	464.676
37	Photographic and cinematographic goods	204.591	204.591	188.623	188.623
38	Miscellaneous chemical products	1.664.296	1.664.296	5.866.360	5.866.360
39	Plastics and articles thereof	24.027.402	24.027.402	49.058.752	49.058.752
40	Rubber and articles thereof	3.190.048	3.190.048	10.776.430	10.776.430
41	Raw hides, skins, and leather	1.541.710	1.541.710	9.678.751	9.678.751
42	Articles of leather	22.745	22.745	549.454	549.454
43	Furskins and artificial fur	693	693	10.263	10.263
44	Wood and articles of wood	5.874.943	5.874.943	3.886.583	3.886.583
45	Cork and articles of cork	260	260	5.535	5.535
46	Manufactured of straw or other plaiting materials	18.712	18.712	38.074	38.074
47	Pulp of wood or of other fibrous cellulosic material	15.338.172	15.338.172	12.190.259	12.190.259
48	Paper and paperboard	6.247.677	6.247.677	18.028.045	18.028.045
49	Printed books, newspapers, pictures, and other products of printing in	50.070	50.070	945.125	945.125
50	Silk	62.821	62.821	475.027	475.027
51	Wool, fine or coarse animal hair	107.252	107.252	824.053	824.053
52	Cotton	7.440.719	7.440.719	51.586.100	51.586.100
53	Other vegetable textile fibres	162.142	162.142	2.215.374	2.215.374
54	Man-made filaments	3.758.912	3.758.912	29.916.453	29.916.453
55	Man-made staple fibres	3.228.978	3.228.978	16.158.553	16.158.553
56	Wadding, felt, and non-wovens	845.644	845.644	5.596.369	5.596.369
57	Carpets and other textile floor coverings	75.338	75.338	669.029	669.029
58	Special woven fabrics	1.009.102	1.009.102	13.363.501	13.363.501
59	Impregnated, coated, covered or laminated textile fabrics	677.508	677.508	5.653.086	5.653.086
60	Knitted or crocheted fabrics	5.768.265	5.768.265	50.470.528	50.470.528
61	Articles of apparel and clothing accessories, knitted or crocheted	415.770	415.770	3.049.577	3.049.577
62	Articles of apparel and clothing accessories, not knitted or crocheted	222.774	222.774	3.335.600	3.335.600
63	Other made up textile articles	56.356	56.356	449.942	449.942
64	Footwear, gaiters and the like	327.271	327.271	3.130.365	3.130.365
65	Headgear and parts thereof	10.743	10.743	86.901	86.901
66	Umbrellas, walking sticks, seat-sticks, whips, riding crops and parts	6.342	6.342	64.956	64.956
67	Prepared feathers and articles	988	988	50.268	50.268
68	Articles of stone, plaster, cement, asbestos, mica or similar material	273.846	273.846	1.771.086	1.771.086
69	Ceramic products	305.826	305.826	1.305.630	1.305.630

K1. IMPOR KAWASAN BERIKAT / BOUNDED ZONE IMPORT
MENURUT GOLONGAN BARANG 2 DIJIT HS / BY COMMODITY 2 DIGITS HS
**** JANUARI / JANUARY 2009 ****

HS	Uraian Golongan Barang <i>Group Description</i>	Berat Bersih / <i>Net Weight (Kg)</i>		Nilai CIF / <i>CIF Value (US\$)</i>	
		Bulan ini <i>Current month</i>	Kumulatif <i>Cum. Jan to date</i>	Bulan ini <i>Current month</i>	Kumulatif <i>Cum. Jan to date</i>
70	Glass and glassware	249.346	249.346	2.021.757	2.021.757
71	Natural and cultured pearls, precious/semi precious stones, and precious	25.986	25.986	2.439.012	2.439.012
72	Iron and steel	33.317.699	33.317.699	56.096.259	56.096.259
73	Articles of iron and steel	54.597.387	54.597.387	118.153.487	118.153.487
74	Copper and articles thereof	3.740.827	3.740.827	16.803.709	16.803.709
75	Nickel and articles thereof	70.547	70.547	965.357	965.357
76	Aluminium and articles thereof	2.038.779	2.038.779	10.247.957	10.247.957
78	Lead and articles thereof	9.862	9.862	147.678	147.678
79	Zinc and articles thereof	619.386	619.386	1.785.795	1.785.795
80	Tin and articles thereof	23.786	23.786	542.927	542.927
81	Other base metal	15.787	15.787	510.417	510.417
82	Tools, implements, cutlery, spoon and forks, of base metal and parts thereof	151.234	151.234	1.389.974	1.389.974
83	Miscellaneous articles of base metal	1.286.359	1.286.359	6.395.907	6.395.907
84	Nuclear reactors, boilers, machinery and mechanical appliances	14.725.817	14.725.817	226.547.888	226.547.888
85	Electrical machinery and equipments	14.116.573	14.116.573	293.105.442	293.105.442
86	Railway and tramway locomotive, mechanical traffic, and all kinds	77.714	77.714	222.133	222.133
87	Vehicles other than railway/tramway, and parts and accessories thereof	2.457.961	2.457.961	22.090.183	22.090.183
88	Aircraft and its components	640.863	640.863	19.452.611	19.452.611
89	Ships, boat, and floating structures	2.552.037	2.552.037	4.992.191	4.992.191
90	Optical, photographic, cinematographic, measuring, checking, medical	932.101	932.101	28.478.610	28.478.610
91	Clocks and watches and parts thereof	13.058	13.058	638.304	638.304
92	Musical instruments	554.704	554.704	5.979.632	5.979.632
93	Arms and ammunition	1.320	1.320	31.333	31.333
94	Furnitures, bedding, mattress supports, cushions and stuffed furnishings	347.997	347.997	2.465.776	2.465.776
95	Toys, games and sports requisites	69.199	69.199	740.455	740.455
96	Miscellaneous manufactured articles	393.096	393.096	5.920.321	5.920.321
97	Works of arts, collectors' pieces and antiques	138	138	1.308	1.308
98	Vehicles in kind and their components	281.322	281.322	5.190.706	5.190.706
	Total Import	330.058.992	330.058.992	1.192.751.203	1.192.751.203

K2. IMPOR KAWASAN BERIKAT / BOUNDED ZONE IMPORT
MENURUT GOLONGAN BARANG SITC / BY SITC COMMODITY GROUP
**** JANUARI / JANUARY 2009 ****

SITC Uraian Golongan Barang Group Description	Berat Bersih / Net Weight (Kg)		Nilai CIF / CIF Value (US\$)	
	Bulan ini Current month	Kumulatif Cum. Jan to date	Bulan ini Current month	Kumulatif Cum. Jan to date
A. By Commodity 1 Dijit SITC				
0 Bahan makanan dan binatang hidup	32.954.333	32.954.333	12.025.340	12.025.340
1 Minuman dan tembakau	152.386	152.386	1.704.897	1.704.897
2 Bahan mentah	46.385.061	46.385.061	35.786.283	35.786.283
3 Bahan bakar, bahan penyemir, dsb	18.132.590	18.132.590	8.874.227	8.874.227
4 Minyak/lemak nabati dan hewan	341.659	341.659	348.735	348.735
5 Bahan kimia	46.884.761	46.884.761	73.984.085	73.984.085
6 Hasil industri menurut bahan	143.302.039	143.302.039	410.340.987	410.340.987
7 Mesin dan alat pengangkutan	34.994.084	34.994.084	571.321.408	571.321.408
8 Hasil industri lainnya	6.906.830	6.906.830	77.461.881	77.461.881
9 Barang dan transaksi khusus lainnya	5.249	5.249	903.360	903.360
B. By Commodity 2 Dijit SITC				
01 Meat and meat preparations	39.621	39.621	34.509	34.509
02 Dairy product and eggs	1.487	1.487	11.957	11.957
03 Fish, crustaceans, molluscs and their preparations	131.154	131.154	475.162	475.162
04 Cereals and cereal preparations	141.810	141.810	391.198	391.198
05 Fruits and vegetables	162.923	162.923	382.786	382.786
06 Sugar, sugar preparations, and honey	32.362.235	32.362.235	10.425.841	10.425.841
07 Coffee, tea, cocoa, and spices	86.590	86.590	239.043	239.043
08 Feeding stuff for animals	1.560	1.560	12.462	12.462
09 Miscellaneous food preparations	26.953	26.953	52.382	52.382
11 Beverages	4.696	4.696	10.437	10.437
12 Tobacco and tobacco manufactured	147.690	147.690	1.694.460	1.694.460
21 Hides, skins and furskins	93	93	720	720
22 Oil seeds, nuts, and kernels	97.708	97.708	61.976	61.976
23 Crude rubber	2.674.432	2.674.432	5.366.736	5.366.736
24 Wood, lumber, and cork	1.646.514	1.646.514	1.240.149	1.240.149
25 Pulp and waste paper	15.338.172	15.338.172	12.190.259	12.190.259
26 Textile fibres and their waste	5.081.830	5.081.830	14.782.159	14.782.159
27 Crude fertilizers and crude minerals	21.504.405	21.504.405	1.863.957	1.863.957
28 Metalliferous ores and metal scraps	5.298	5.298	49.785	49.785
29 Crude animals and vegetable materials, nes	36.609	36.609	230.542	230.542
32 Coal, coke, and briquettes	32.110	32.110	37.247	37.247
33 Petroleum and petroleum products	18.097.280	18.097.280	8.826.733	8.826.733
34 Gas; natural and manufactured	3.200	3.200	10.247	10.247
41 Animal oils and fats	1	1	6	6
42 Fixed vegetable oils/fats	280.671	280.671	290.147	290.147
43 Animal vegetable oils/fats	60.987	60.987	58.582	58.582
51 Organic chemicals	6.968.606	6.968.606	8.105.140	8.105.140
52 Inorganic chemicals	10.451.068	10.451.068	7.245.936	7.245.936
53 Dyeing, tanning, and colouring materials	1.437.226	1.437.226	6.666.854	6.666.854
54 Medical and pharmaceutical products	54.853	54.853	1.115.177	1.115.177
55 Essential oils and perfumery materials	262.181	262.181	1.287.240	1.287.240
56 Manufactured fertilizers	2.302.276	2.302.276	1.386.019	1.386.019
57 Plastics in primary forms	19.817.282	19.817.282	30.273.269	30.273.269
58 Plastics in non-primary forms	1.444.288	1.444.288	6.330.495	6.330.495
59 Chemical materials and its products, nes	4.146.981	4.146.981	11.573.955	11.573.955
61 Leather, leather med, nes	1.550.087	1.550.087	9.704.735	9.704.735
62 Rubber manufactured, nes	439.619	439.619	4.855.780	4.855.780
63 Wood and cork manufactured	4.228.689	4.228.689	2.651.969	2.651.969
64 Paper, paperboard, and manufactured thereof	5.863.381	5.863.381	12.098.491	12.098.491
65 Textile yarns, fabrics, and their products	18.115.436	18.115.436	162.886.350	162.886.350
66 Non metallic minerals manufactured	17.422.196	17.422.196	5.878.919	5.878.919
67 Iron and steel	82.915.938	82.915.938	150.858.587	150.858.587
68 Non ferrous metals	5.631.502	5.631.502	23.948.243	23.948.243
69 Manufactured of metal, nes	7.135.191	7.135.191	37.457.913	37.457.913
71 Power generating machine and equipments	2.342.054	2.342.054	55.428.766	55.428.766
72 Machinery specialized for particular industry	3.182.250	3.182.250	47.929.091	47.929.091
73 Metalworking machinery	474.653	474.653	10.213.059	10.213.059
74 General industrial machinery and equipments	8.480.550	8.480.550	79.050.034	79.050.034
75 Office machinery and automatic data processing	1.315.075	1.315.075	48.308.951	48.308.951
76 Telecommunication and reproducers apparatus	4.297.168	4.297.168	67.118.993	67.118.993
77 Electrical machinery and apparatus	8.912.770	8.912.770	212.056.546	212.056.546
78 Road vehicles	2.772.468	2.772.468	26.650.033	26.650.033

K2. IMPOR KAWASAN BERIKAT / BOUNDED ZONE IMPORT
MENURUT GOLONGAN BARANG SITC / BY SITC COMMODITY GROUP
**** JANUARI / JANUARY 2009 ****

SITC Uraian Golongan Barang Group Description	Berat Bersih / Net Weight (Kg)		Nilai CIF / CIF Value (US\$)	
	Bulan ini Current month	Kumulatif Cum. Jan to date	Bulan ini Current month	Kumulatif Cum. Jan to date
79 Other transportation equipments	3.217.096	3.217.096	24.565.935	24.565.935
81 Sanitary, plumbing, and fittings	204.087	204.087	1.149.820	1.149.820
82 Furniture	154.934	154.934	1.431.334	1.431.334
83 Traveling goods	19.578	19.578	524.389	524.389
84 Clothing	874.500	874.500	8.214.434	8.214.434
85 Footwear	327.271	327.271	3.130.365	3.130.365
87 Professional, scientific, and contractor instruments	756.414	756.414	14.031.458	14.031.458
88 Photographic apparatus, equipments and optics	374.939	374.939	10.393.373	10.393.373
89 Miscellaneous manufactured articles	4.195.107	4.195.107	38.586.708	38.586.708
97 Gold; non monetary	5.249	5.249	903.360	903.360
C. By Commodity 3 Dijit SITC				
017 Meat And Edible Meat Offal, Prepared Or Preserved	39.621	39.621	34.509	34.509
022 Milk,Cream, And Milk Products Other Than Butter Or Cheese	401	401	1.207	1.207
025 Eggs, Birds, And Egg Yolks; Fresh, Dried Or Otherwise Preserved	1.086	1.086	10.750	10.750
034 Fish, Fresh, Chilled Or Frozen	49.051	49.051	149.609	149.609
035 Fish, Dried Salted Or In Brine; Smoked Fish	2.817	2.817	1.219	1.219
036 Crustaceans, Molluscs, And Aquatic Invertebrates	64.354	64.354	278.979	278.979
037 Fish, Crustaceans, Molluscs, And Other Aquatic Invertebrates; Prepared	14.932	14.932	45.355	45.355
041 Wheat And Meslin, Unmilled	98.514	98.514	244.722	244.722
046 Meal And Flour Of Wheat And Flour Of Meslin	212	212	3.718	3.718
048 Cereal Preparations And Preparations Of Flours/Starchs Of Fruit	43.084	43.084	142.758	142.758
054 Vegetables, Fresh, Chilled, Frozen Or Simply Preserved	737	737	355	355
056 Vegetables, Roots And Tubers, Prepared Or Preserved Nes	92.788	92.788	265.150	265.150
057 Fruit And Nut; Fresh Or Dried	68.096	68.096	115.444	115.444
058 Fruits, Preserved And Preparations	2	2	7	7
059 Fruit And Vegetable Juices	1.300	1.300	1.830	1.830
061 Sugar, Molasses, And Honey	32.362.235	32.362.235	10.425.841	10.425.841
071 Coffee And Coffee Substitutes	47.451	47.451	215.283	215.283
074 Tea And Mate	19.650	19.650	15.979	15.979
075 Spices	19.489	19.489	7.781	7.781
081 Feeding Stuff For Animals	1.560	1.560	12.462	12.462
091 Margarine And Shortening	437	437	4.294	4.294
098 Edible Products And Preparations	26.516	26.516	48.088	48.088
111 Non-Alcoholic Beverages, Nes	3.011	3.011	2.815	2.815
112 Alcoholic Beverages	1.685	1.685	7.622	7.622
121 Tobacco, Unmanufactured And Refused	90.492	90.492	1.236.749	1.236.749
122 Tobacco, Manufactured	57.198	57.198	457.711	457.711
211 Hides And Skins, Raw	93	93	720	720
222 Oil Seeds Use For Extraction Ofsoft Fixed Vegetable Oils	97.708	97.708	61.976	61.976
231 Natural Rubber Latex;Natural Rubber And Similar Natural Gums	516.793	516.793	746.438	746.438
232 Synthetic Rubber Latex, Synthetic/Reclaimed Rubber	2.157.639	2.157.639	4.620.298	4.620.298
244 Cork,Natural.Raw And Waste	1	1	1	1
245 Fuel Wood And Wood Charcoal	4.400	4.400	38.999	38.999
246 Wood In Chips Or Particles And Waste	69	69	20	20
247 Wood In The Rough Or Roughly Squared	171.067	171.067	62.113	62.113
248 Wood,Simply Worked And Railway Sleeper Of Wood	1.470.977	1.470.977	1.139.016	1.139.016
251 Pulp And Waste Paper	15.338.172	15.338.172	12.190.259	12.190.259
261 Silk	54.099	54.099	358.041	358.041
263 Cotton	2.990.741	2.990.741	9.707.647	9.707.647
264 Jute And Other Textile Bast Fibres	1.615	1.615	32.334	32.334
265 Vegetable Textile Fibres,Raw Or Processed;Waste Of These Fibres	143	143	1.955	1.955
266 Synthetic Fibres Suitable For Spinning	893.065	893.065	1.508.629	1.508.629
267 Other Man-Made Fibres Suitable For Spinning And Waste	1.075.345	1.075.345	2.727.546	2.727.546
268 Wool And Other Animal Hair	61.956	61.956	442.514	442.514
269 Old Clothing And Other Old Textile Articles; Rags	4.866	4.866	3.493	3.493
272 Fertilizers, Crude	77.338	77.338	57.357	57.357
273 Stone, Sand And Gravel	8.706.173	8.706.173	299.414	299.414
274 Sulphur And Unroasted Iron Pyrites	1.961.223	1.961.223	306.861	306.861
277 Natural Abrasives	666.453	666.453	215.116	215.116
278 Other Crude Minerals	10.093.218	10.093.218	985.209	985.209
282 Waste And Scrap Metal Of Iron/Steel	85	85	3.510	3.510
283 Copper Ores And Concentrates	3.127	3.127	16.731	16.731
284 Nickel Ores And Concentrates	235	235	1.889	1.889
285 Aluminium Ores And Concentrates	1.116	1.116	13.486	13.486

K2. IMPOR KAWASAN BERIKAT / BOUNDED ZONE IMPORT
MENURUT GOLONGAN BARANG SITC / BY SITC COMMODITY GROUP
**** JANUARI / JANUARY 2009 ****

SITC Uraian Golongan Barang Group Description	Berat Bersih / Net Weight (Kg)		Nilai CIF / CIF Value (US\$)	
	Bulan ini Current month	Kumulatif Cum. Jan to date	Bulan ini Current month	Kumulatif Cum. Jan to date
287 Ores And Concentrates Of Basemetals	1	1	1.238	1.238
288 Non-Ferrous Base Metal Waste And Scraps	734	734	12.931	12.931
291 Crude Animal Materials	2.995	2.995	44.454	44.454
292 Crude Vegetable Materials	33.614	33.614	186.088	186.088
321 Coals, Pulverized Or Not	32.110	32.110	37.247	37.247
334 Petroleum Products, Refined	17.966.959	17.966.959	8.658.016	8.658.016
335 Residual Petroleum Products, And Related Materials	130.321	130.321	168.717	168.717
342 Liquefied Propane And Butane	3.068	3.068	2.730	2.730
343 Natural Gas, Liquefied Or Not	34	34	7.383	7.383
344 Petroleum Gases And Other Gas	98	98	134	134
411 Animal Oils And Fats	1	1	6	6
421 Fixed Vegetable Fats And Oils Soft,Crude,Refined Or Fractioned	217.961	217.961	253.289	253.289
422 Fixed Vegetable Fats And Oils Solid,Crude,Refined Or Fractioned	62.710	62.710	36.858	36.858
431 Animal And Vegetable Oil; Fat Processed And Their Wax	60.987	60.987	58.582	58.582
511 Hydrocarbon And Their Halogenated, Nitrated Derivatives	206.174	206.174	433.588	433.588
512 Alcohols,Phenols,Phenol-Alcohols And Their Halogenated	5.275.693	5.275.693	4.091.512	4.091.512
513 Carboxylic Acids,And Their Anhydrides,Halides,Peroxides	618.211	618.211	837.257	837.257
514 Nitrogen-Function Compounds	283.412	283.412	603.513	603.513
515 Organo-Inorganic And Heterocyclic Compounds	334.286	334.286	1.578.836	1.578.836
516 Other Organic Chemicals	250.830	250.830	560.434	560.434
522 Inorganic Chemical Elements, Oxides And Halogen Salts	9.213.929	9.213.929	6.017.000	6.017.000
523 Metallicsalts And Peroxysalts	1.039.190	1.039.190	997.391	997.391
524 Other Inorganic Chemicals;Chemical Compound Of Precious Metals	197.936	197.936	231.484	231.484
525 Radioactive And Associated Materials	13	13	61	61
531 Synthetic Organic; Colouring Matter	162.868	162.868	561.689	561.689
532 Dyeing/Tanning Extracts And Synthetic Tanning Materials	3.370	3.370	47.788	47.788
533 Pigments, Paints, Varnishes, And Related Materials	1.270.988	1.270.988	6.057.377	6.057.377
541 Medicinal And Pharmaceutical Products	54.501	54.501	1.114.989	1.114.989
542 Medicaments, Including Veterinary Medicaments	352	352	188	188
551 Essential Oils, Perfumes, And Flavour Materials	13.632	13.632	414.979	414.979
553 Perfumery, Cosmetics, And Toilet Preparations	28.296	28.296	236.580	236.580
554 Soap,Cleansing And Polishing Preparations	220.253	220.253	635.681	635.681
562 Fertilizers, Manufactured	2.302.276	2.302.276	1.386.019	1.386.019
571 Polymers Of Ethylene In Primary Forms	6.353.130	6.353.130	6.139.617	6.139.617
572 Polimers Of Styrene In Primary Forms	3.043.965	3.043.965	5.152.034	5.152.034
573 Polimers Of Vinyl Chloride In Primary Forms	1.939.975	1.939.975	2.080.580	2.080.580
574 Poliacetals And Polycarbons In Primary Forms	1.587.702	1.587.702	5.099.642	5.099.642
575 Other Plastics In Primary Forms	6.662.503	6.662.503	11.662.762	11.662.762
579 Waste And Scrap Of Plastics	230.007	230.007	138.634	138.634
581 Tubes, Pipes, And Hoses Of Plastics	102.112	102.112	599.738	599.738
582 Plates, Sheets, And Film Of Plastics	1.335.819	1.335.819	5.656.130	5.656.130
583 Monofilament And Rod Of Plastics	6.357	6.357	74.627	74.627
591 Disinfectants, Insecticides, And Fungicides Put In Forms	126.190	126.190	374.344	374.344
592 Starches, Inulin, And Wheat Glutenal Buminoidal Substances; Glues	2.554.012	2.554.012	5.708.173	5.708.173
593 Explosive And Pyrotechnic Products	5.105	5.105	455.028	455.028
597 Additive For Mineral Oils	209.661	209.661	872.967	872.967
598 Miscellaneous Chemical Products	1.252.011	1.252.011	4.163.343	4.163.343
599 Residual Products of Chemical or Allied Industries, Sewage	2	2	100	100
611 Leathers	1.541.617	1.541.617	9.678.031	9.678.031
612 Manufactures And Composition Leathers	8.470	8.470	26.704	26.704
621 Materials Of Rubber	137.389	137.389	945.724	945.724
625 Rubber Tyre,Tyre Cases,Tyre Treads,Inner Tubes, And Tyre Flaps	113.933	113.933	749.644	749.644
629 Articles Of Rubbers	188.297	188.297	3.160.412	3.160.412
633 Cork Manufactures	259	259	5.534	5.534
634 Veneers,Plywood,Improved/Reconstituted Wood Worked	3.928.024	3.928.024	2.121.318	2.121.318
635 Wood Manufactures	300.406	300.406	525.117	525.117
641 Papers And Paperboards	3.460.963	3.460.963	4.104.174	4.104.174
642 Paper And Paperboard Cut To Size/Shape And Article Of Papers	2.402.418	2.402.418	7.994.317	7.994.317
651 Textile Yarns	1.484.394	1.484.394	10.578.620	10.578.620
652 Cotton Fabrics, Woven	4.289.587	4.289.587	40.563.689	40.563.689
653 Fabrics, Woven, Of Man-Made Fibres	3.751.232	3.751.232	33.249.335	33.249.335
654 Textile Fabrics, Woven, Other Than Of Cotton Or Man-Made Fibres	234.518	234.518	3.140.641	3.140.641
655 Knitted Or Crocheted Fabrics	5.768.265	5.768.265	50.470.528	50.470.528
656 Tulle,Lace,Embroidery,Ribbons,Trimmings And Other Small Wares	898.547	898.547	12.246.166	12.246.166
657 Special Yarns,Textile Fabrics	1.560.213	1.560.213	11.495.495	11.495.495

K2. IMPOR KAWASAN BERIKAT / BOUNDED ZONE IMPORT
MENURUT GOLONGAN BARANG SITC / BY SITC COMMODITY GROUP
**** JANUARI / JANUARY 2009 ****

SITC Uraian Golongan Barang Group Description	Berat Bersih / Net Weight (Kg)		Nilai CIF / CIF Value (US\$)	
	Bulan ini Current month	Kumulatif Cum. Jan to date	Bulan ini Current month	Kumulatif Cum. Jan to date
658 Made-Up Articles, Wholly/Chiefly Of Textile Materials	52.221	52.221	454.043	454.043
659 Floor Coverings	76.459	76.459	687.833	687.833
661 Lime,Cement And Fabricated Construction Materials	16.632.697	16.632.697	1.519.038	1.519.038
662 Clay And Refractory Construction Materials	189.915	189.915	794.883	794.883
663 Mineral Manufactures	330.578	330.578	1.788.877	1.788.877
664 Glass	225.871	225.871	1.562.664	1.562.664
665 Glassware	19.246	19.246	168.599	168.599
666 Pottery	23.606	23.606	38.974	38.974
667 Pearl, Precious And Semi Precious Stones	283	283	5.884	5.884
671 Pig Iron,Spiegeleisen,Sponge Iron, And Ferro-Alloys	308.044	308.044	771.394	771.394
672 Ingots And Other Iron/Steel In Primary Forms	980.225	980.225	3.198.311	3.198.311
673 Flat Rolled Products, Not Clad	7.365.588	7.365.588	9.634.142	9.634.142
674 Flat Rolled Products, Clad Or Plated	6.562.950	6.562.950	10.986.028	10.986.028
675 Flat Rolled Products And Alloy Steels	10.018.288	10.018.288	16.872.531	16.872.531
676 Iron/Steel Bars, Rods, Angels, Shaped And Sections	7.519.382	7.519.382	12.837.015	12.837.015
677 Rail/Railway And Tractor Construction Of Iron/Steel Materials	125.728	125.728	2.060.051	2.060.051
678 Wire Of Iron/Steel	601.050	601.050	1.899.537	1.899.537
679 Tubes, Pipes, Hollow Profile, Pipe Fitting Of Iron/Steel	49.434.683	49.434.683	92.599.578	92.599.578
681 Silver, Platinum, And Other Metal Of The Platinum Groups	765	765	190.020	190.020
682 Copper	3.704.707	3.704.707	16.431.995	16.431.995
683 Nickel	12.652	12.652	458.803	458.803
684 Aluminium	1.282.665	1.282.665	4.205.788	4.205.788
685 Lead	5.211	5.211	38.115	38.115
686 Zinc	586.930	586.930	1.610.564	1.610.564
687 Tin	23.166	23.166	537.732	537.732
689 Miscellaneous Non-Ferrous Basemetals Employed In Metallurgy	15.406	15.406	475.226	475.226
691 Structures And Parts Of Iron/Steel Or Aluminium	1.926.103	1.926.103	9.947.164	9.947.164
692 Metal Containers For Storage And Transportations	822.107	822.107	2.423.907	2.423.907
693 Wire Products And Fencing Grills	1.408.063	1.408.063	5.521.643	5.521.643
694 Nails, Screws, Nuts, Bolts, Rivets Of Iron/Steel Or Copper	503.756	503.756	4.918.915	4.918.915
695 Tools For Used In The Hand Or In Machines	147.483	147.483	1.318.959	1.318.959
696 Cutlery	3.297	3.297	60.946	60.946
697 Household Equipment Of Base Metals	127.884	127.884	888.685	888.685
699 Manufactures Of Base Metals	2.196.498	2.196.498	12.377.694	12.377.694
711 Steam And Other Vapour Generating Boilers And Parts	54.243	54.243	462.615	462.615
712 Steam Or Other Generating Boilers And Parts	14.077	14.077	85.804	85.804
713 Internal Combustion Piston Engines And Parts	1.167.673	1.167.673	16.336.614	16.336.614
714 Engines And Motors, Non-Electric And Parts	118.809	118.809	26.329.364	26.329.364
716 Rotating Electric Plants And Parts	722.434	722.434	10.583.315	10.583.315
718 Other Power Generating Machines And Parts	264.818	264.818	1.631.054	1.631.054
721 Agricultural Machinery And Parts	93.894	93.894	424.611	424.611
722 Tractors	491	491	11.302	11.302
723 Civil Engineering And Contractor Plants And Equipments/Parts	1.445.323	1.445.323	10.559.577	10.559.577
724 Textile/Leather Machinery And Parts	416.041	416.041	3.161.439	3.161.439
725 Papermill/Pulpmill Machinery And Paper Cutting Machines	62.460	62.460	1.256.204	1.256.204
726 Printing/Book Binding Machinery And Parts	466.959	466.959	20.654.155	20.654.155
727 Food Processing Machines And Parts	10.109	10.109	93.430	93.430
728 Other Machines And Equipment Specialized For Particular Industry	686.973	686.973	11.768.373	11.768.373
731 Machine Tools By Removing Metal	172.066	172.066	3.472.755	3.472.755
733 Machine Tool For Working Metals	77.138	77.138	1.337.287	1.337.287
735 Parts Of Machine Tools	46.369	46.369	2.260.968	2.260.968
737 Metalworking Machinery And Parts	179.080	179.080	3.142.049	3.142.049
741 Heating And Cooling Equipments And Parts	1.019.608	1.019.608	10.844.264	10.844.264
742 Pumps For Liquid And Parts	629.484	629.484	6.683.420	6.683.420
743 Pumps, Compressors, Fans, Blowers, Centrifuges, And Parts	737.791	737.791	6.919.124	6.919.124
744 Mechanical Handling Equipments And Parts	3.270.538	3.270.538	18.523.744	18.523.744
745 Other Non-Electical Machinery, Tools, And Mechanical Apparatus	261.890	261.890	3.984.651	3.984.651
746 Ball Or Roller Bearings	209.716	209.716	2.685.777	2.685.777
747 Taps, Cocks, And Valves For Pipes	795.001	795.001	9.564.695	9.564.695
748 Transmission Shafts And Cranks	644.810	644.810	8.297.468	8.297.468
749 Non-Electric Parts And Accessories Of Machineries	911.712	911.712	11.546.891	11.546.891
751 Office Machines	500.369	500.369	9.656.679	9.656.679
752 Automatic Data Processing Machines And Their Units	345.401	345.401	15.551.553	15.551.553
759 Parts And Accessories For Machine Of Heading 751 Or 752	469.305	469.305	23.100.719	23.100.719
761 Television Receivers	1.248.083	1.248.083	1.765.739	1.765.739

K2. IMPOR KAWASAN BERIKAT / BOUNDED ZONE IMPORT
MENURUT GOLONGAN BARANG SITC / BY SITC COMMODITY GROUP
**** JANUARI / JANUARY 2009 ****

SITC Uraian Golongan Barang Group Description	Berat Bersih / Net Weight (Kg)		Nilai CIF / CIF Value (US\$)	
	Bulan ini Current month	Kumulatif Cum. Jan to date	Bulan ini Current month	Kumulatif Cum. Jan to date
762 Radio Broadcast Receivers	3.764	3.764	119.248	119.248
763 Sound Recorders Or Reproducers	125.840	125.840	3.726.443	3.726.443
764 Telecommunication Equipments And Parts	2.919.481	2.919.481	61.507.563	61.507.563
771 Electric Power Machinery And Parts	449.697	449.697	10.081.172	10.081.172
772 Electrical Apparatus For Making And Breaking Electrical Circuits	2.560.843	2.560.843	62.984.629	62.984.629
773 Equipment For Distributing Electricity	1.656.725	1.656.725	16.937.516	16.937.516
774 Electrical Apparatus For Medical Purposes And Radiological Apparatus	14.342	14.342	491.287	491.287
775 Household Type, Electrical/Non-Electrical Equipments	953.402	953.402	4.874.050	4.874.050
776 Thermionic, Cold Cathode, And Photo Cathode Valves/Tubes	1.677.446	1.677.446	74.941.930	74.941.930
778 Electrical Machinery And Apparatus	1.600.315	1.600.315	41.745.962	41.745.962
781 Passengger Motor Cars	158.371	158.371	3.322.325	3.322.325
782 Motor Vehicle For The Transportation Of Goods	17.110	17.110	249.406	249.406
783 Road Motor Vehicles	22.734	22.734	13.424	13.424
784 Parts And Accessories Of The Motor Vehicles	1.340.917	1.340.917	13.369.721	13.369.721
785 Motorcycles, Scooters, And Other Cycles Motorized/Non Motorized	953.882	953.882	9.103.151	9.103.151
786 Trailers And Other Vehicles, Not Motorized	279.454	279.454	592.006	592.006
791 Railway Vehicles And Associated Equipments	24.204	24.204	128.540	128.540
792 Aircraft And Associated Equipments And Parts	640.855	640.855	19.445.204	19.445.204
793 Ships, Boats, And Floating Structures	2.552.037	2.552.037	4.992.191	4.992.191
811 Prefabricated Buildings	130.635	130.635	557.985	557.985
812 Sanitary, Plumbing, Heating, And Lighting Fixtures/Fittings	10.015	10.015	103.395	103.395
813 Lighting Fixtures And Fittings	63.437	63.437	488.440	488.440
821 Furnitures And Parts	154.934	154.934	1.431.334	1.431.334
831 Travel Goods	19.578	19.578	524.389	524.389
841 Men'S Coats/Jackets, Not Knitted	4.677	4.677	22.256	22.256
842 Women'S Coats/Jacket, Not Knitted	12.738	12.738	117.625	117.625
843 Men'S Coats/Jackets, Knitted	4.251	4.251	28.840	28.840
844 Women'S Coats/Jackets, Knitted	912	912	5.999	5.999
845 Articles Of Apparel	384.283	384.283	2.649.609	2.649.609
846 Clothing Accessories Of Textiles Fabrics	231.683	231.683	3.560.848	3.560.848
848 Articles Of Apparel And Clothing Accessories Of Other Than Textile Fab	235.956	235.956	1.829.257	1.829.257
851 Footweares	327.271	327.271	3.130.365	3.130.365
871 Optical Instrument And Apparatus	1.176	1.176	184.408	184.408
872 Medical Instruments And Appliances	350.033	350.033	2.769.258	2.769.258
873 Meters And Counters	207.004	207.004	1.765.685	1.765.685
874 Measuring, Checking, Analysing, And Controlling Instrument And Apparatus	198.201	198.201	9.312.107	9.312.107
881 Photographic Apparatus And Equipments	39.134	39.134	3.094.419	3.094.419
882 Photographic And Cinematographic Supplies	204.499	204.499	188.503	188.503
883 Cinematograph Film, Exposed And Developed	92	92	120	120
884 Optical Goods	118.156	118.156	6.472.027	6.472.027
885 Watches And Clocks	13.058	13.058	638.304	638.304
891 Arms And Ammunitions	1.320	1.320	31.333	31.333
892 Printed Matter	434.366	434.366	6.874.679	6.874.679
893 Article Of Plastics	2.623.957	2.623.957	11.374.490	11.374.490
894 Baby Carriages, Toys, Games, And Sporting Goods	69.199	69.199	740.455	740.455
895 Office And Stationery Supplies	86.464	86.464	633.492	633.492
896 Works Of Art, Collectors Pieces And Antiques	138	138	1.308	1.308
897 Jewellery, Goldsmith, Silversmith Wares, And Other Articles	19.688	19.688	1.339.731	1.339.731
898 Musical Instrument And Parts/Accessories	580.537	580.537	7.316.759	7.316.759
899 Other Miscellaneous Manufactured Articles	379.438	379.438	10.274.461	10.274.461
971 Gold, Non-Monetary	5.249	5.249	903.360	903.360
TOTAL IMPORT	330.058.992	330.058.992	1.192.751.203	1.192.751.203

K2. IMPOR KAWASAN BERIKAT / BOUNDED ZONE IMPORT
MENURUT GOLONGAN BARANG SITC / BY SITC COMMODITY GROUP
**** DESEMBER / DESEMBER 2008 ****

SITC Uraian Golongan Barang Group Description	Berat Bersih / Net Weight (Kg)		Nilai CIF / CIF Value (US\$)	
	Bulan ini Current month	Kumulatif Cum. Jan to date	Bulan ini Current month	Kumulatif Cum. Jan to date
A. By Commodity 1 Dijit SITC				
0 Bahan makanan dan binatang hidup	15.406.120	102.137.642	6.383.649	130.842.841
1 Minuman dan tembakau	403.639	12.936.655	2.863.109	59.874.814
2 Bahan mentah	42.599.284	819.676.717	40.887.022	893.278.593
3 Bahan bakar, bahan penyemir, dsb	2.319.621	179.474.265	1.970.922	200.817.944
4 Minyak/lemak nabati dan hewan	2.053.328	15.033.749	1.516.393	17.707.209
5 Bahan kimia	55.899.710	925.316.412	80.954.330	1.656.773.885
6 Hasil industri menurut bahan	123.505.377	2.063.307.155	450.979.653	6.194.160.133
7 Mesin dan alat pengangkutan	46.291.186	881.961.678	732.467.701	13.180.622.896
8 Hasil industri lainnya	7.624.791	118.702.126	82.349.457	1.333.926.107
9 Barang dan transaksi khusus lainnya	18.133	131.691	1.640.146	33.777.362
B. By Commodity 2 Dijit SITC				
01 Meat and meat preparations	157	9.175	4.303	82.672
02 Dairy product and eggs	276	15.230.785	10.101	70.525.400
03 Fish, crustaceans, molluscs and their preparations	131.242	11.515.437	331.202	23.133.855
04 Cereals and cereal preparations	159.659	1.328.817	405.817	2.752.669
05 Fruits and vegetables	81.562	2.284.598	261.922	3.020.471
06 Sugar, sugar preparations, and honey	14.900.001	68.966.364	4.847.583	23.862.718
07 Coffee, tea, cocoa, and spices	25.529	1.025.743	236.593	3.359.642
08 Feeding stuff for animals	0	61.406	0	197.052
09 Miscellaneous food preparations	107.694	1.715.317	286.128	3.908.362
11 Beverages	7.506	494.101	16.257	3.148.402
12 Tobacco and tobacco manufactured	396.133	12.442.554	2.846.852	56.726.412
21 Hides, skins and furskins	2.051	501.131	126.570	1.623.738
22 Oil seeds, nuts, and kernels	3	733	86	8.535
23 Crude rubber	2.822.974	56.110.274	6.504.865	128.271.099
24 Wood, lumber, and cork	1.603.217	19.816.410	1.325.320	18.039.809
25 Pulp and waste paper	13.010.685	291.280.091	11.724.327	265.867.783
26 Textile fibres and their waste	9.198.602	180.959.236	18.331.657	364.310.071
27 Crude fertilizers and crude minerals	15.722.638	257.572.822	2.429.309	89.362.874
28 Metalliferous ores and metal scraps	195.009	9.360.982	206.108	13.375.951
29 Crude animals and vegetable materials, nes	44.105	4.075.038	238.780	12.418.733
32 Coal, coke, and briquettes	0	462.056	0	383.331
33 Petroleum and petroleum products	2.300.781	178.843.629	1.950.522	199.513.122
34 Gas; natural and manufactured	0	149.740	0	901.091
35 Electric current	18.840	18.840	20.400	20.400
41 Animal oils and fats	1.341	223.828	100.338	1.784.817
42 Fixed vegetable oils/fats	2.028.387	13.597.094	1.392.374	14.487.632
43 Animal vegetable oils/fats	23.600	1.212.827	23.681	1.434.760
51 Organic chemicals	11.408.946	160.326.545	10.267.471	236.219.285
52 Inorganic chemicals	14.245.817	204.421.392	9.091.809	127.420.901
53 Dyeing, tanning, and colouring materials	1.320.241	27.437.708	7.334.658	113.378.144
54 Medical and pharmaceutical products	6.281	901.844	251.299	12.747.366
55 Essential oils and perfumery materials	421.656	6.816.010	2.130.832	40.329.594
56 Manufactured fertilizers	2.300.016	2.570.529	1.380.051	2.118.118
57 Plastics in primary forms	21.712.674	383.712.377	34.306.023	781.343.392
58 Plastics in non-primary forms	1.422.698	36.790.013	7.019.735	144.779.944
59 Chemical materials and its products, nes	3.061.381	102.339.994	9.172.452	198.437.141
61 Leather, leather med, nes	1.517.974	30.937.143	17.736.421	229.391.515
62 Rubber manufactured, nes	1.992.040	12.969.911	8.209.413	86.379.988
63 Wood and cork manufactured	2.320.941	72.971.914	1.946.923	36.055.010
64 Paper, paperboard, and manufactured thereof	5.927.422	99.822.198	10.111.707	159.987.881
65 Textile yarns, fabrics, and their products	21.823.588	306.422.722	175.425.317	2.356.886.063
66 Non metallic minerals manufactured	1.200.400	161.764.656	4.270.640	175.178.984
67 Iron and steel	69.897.488	1.081.080.770	152.793.338	1.727.219.407
68 Non ferrous metals	7.699.581	159.601.967	33.526.090	832.282.872
69 Manufactured of metal, nes	11.125.943	137.735.874	46.959.804	590.778.413
71 Power generating machine and equipments	3.603.262	49.491.114	42.858.166	662.114.886
72 Machinery specialized for particular industry	5.190.342	81.296.745	45.137.344	950.715.337
73 Metalworking machinery	1.401.430	15.921.394	17.102.374	194.183.320
74 General industrial machinery and equipments	13.835.033	148.326.506	115.359.641	1.293.926.485
75 Office machinery and automatic data processing	1.604.105	35.375.246	73.422.138	1.534.889.492
76 Telecommunication and reproducers apparatus	5.341.944	81.249.168	160.969.803	2.415.996.477
77 Electrical machinery and apparatus	9.222.696	221.002.617	221.934.566	4.195.971.838

K2. IMPOR KAWASAN BERIKAT / BOUNDED ZONE IMPORT
MENURUT GOLONGAN BARANG SITC / BY SITC COMMODITY GROUP
**** DESEMBER / DECEMBER 2008 ****

SITC Uraian Golongan Barang Group Description	Berat Bersih / Net Weight (Kg)		Nilai CIF / CIF Value (US\$)	
	Bulan ini Current month	Kumulatif Cum. Jan to date	Bulan ini Current month	Kumulatif Cum. Jan to date
78 Road vehicles	5.332.221	235.920.894	51.339.462	1.853.301.425
79 Other transportation equipments	760.153	13.377.994	4.344.207	79.523.636
81 Sanitary, plumbing, and fittings	184.843	6.564.608	1.275.600	40.768.174
82 Furniture	185.027	3.336.095	1.316.899	20.787.078
83 Traveling goods	65.272	582.136	1.128.953	7.074.053
84 Clothing	1.033.855	14.209.088	8.823.074	116.180.884
85 Footwear	389.403	4.843.542	4.314.190	41.432.709
87 Professional, scientific, and contractor instruments	837.097	11.064.709	10.687.081	198.318.828
88 Photographic apparatus, equipments and optics	408.420	5.727.588	12.569.166	221.083.912
89 Miscellaneous manufactured articles	4.520.874	72.374.360	42.234.494	688.280.469
91 Postal packages	0	2.137	0	15.208
96 Coin; not being legal tender	0	204	0	8.823
97 Gold; non monetary	18.133	129.350	1.640.146	33.753.331
C. By Commodity 3 Diji SITC				
017 Meat And Edible Meat Offal, Prepared Or Preserved	157	9.175	4.303	82.672
022 Milk,cream, And Milk Products Other Than Butter Or Cheese	0	15.207.862	0	70.358.422
023 Butter And Other Fats From Milk	0	764	0	1.279
024 Cheese And Curds	13	13	6.274	6.274
025 Eggs, Birds, And Egg Yolks; Fresh, Dried Or Otherwise Preserved	263	22.146	3.827	159.425
034 Fish, Fresh, Chilled Or Frozen	51.669	10.517.327	74.330	18.034.121
035 Fish, Dried Salted Or In Brine; Smoked Fish	0	18.810	0	525.293
036 Crustaceans, Molluscs, And Aquatic Invertebrates	74.334	897.412	226.417	3.996.606
037 Fish, Crustaceans, Molluscs, And Other Aquatic Invertebrates; Prepared	5.239	81.888	30.455	577.835
041 Wheat And Meslin, Unmilled	22.763	82.200	71.696	155.468
045 Cereals, Unmilled	17.581	17.629	51.151	52.043
046 Meal And Flour Of Wheat And Flour Of Meslin	321	322	1.334	1.338
047 Other Cereal Meals And Flours	24.285	53.947	54.750	148.389
048 Cereal Preparations And Preparations Of Flours/starchs Of Fruit	94.709	1.174.719	226.886	2.395.431
054 Vegetables, Fresh, Chilled, Frozen Or Simply Preserved	7.604	148.068	44.676	238.277
056 Vegetables, Roots And Tubers, Prepared Or Preserved Nes	56.988	511.886	185.459	930.361
057 Fruit And Nut; Fresh Or Dried	16.632	77.333	31.296	153.170
058 Fruits, Preserved And Preparations	0	1.532.985	0	1.678.517
059 Fruit And Vegetable Juices	338	14.326	491	20.146
061 Sugar, Molasses, And Honey	14.900.001	68.964.870	4.847.583	23.844.857
062 Sugar Confectionery	0	1.494	0	17.861
071 Coffee And Coffee Substitutes	14.078	310.709	26.173	1.112.602
072 Cocoa	0	2.756	0	56.302
073 Chocolate And Other Food Preparations Containing Cocoa	11.139	57.966	209.967	1.030.076
074 Tea And Mate	312	468.760	453	558.615
075 Spices	0	185.552	0	602.047
081 Feeding Stuff For Animals	0	61.406	0	197.052
091 Margarine And Shortening	6.264	713.745	54.522	1.578.040
098 Edible Products And Preparations	101.430	1.001.572	231.606	2.330.322
111 Non-alcoholic Beverages, Nes	5.331	32.844	4.362	103.246
112 Alcoholic Beverages	2.175	461.257	11.895	3.045.156
121 Tobacco, Unmanufactured And Refused	323.583	11.764.782	2.477.417	50.929.150
122 Tobacco, Manufactured	72.550	677.772	369.435	5.797.262
211 Hides And Skins, Raw	1.564	499.445	116.708	1.596.017
212 Furskins, Raw	487	1.686	9.862	27.721
222 Oil Seeds Use For Extraction Ofsoft Fixed Vegetable Oils	3	63	86	806
223 Oil Seeds Use For Extraction Of Other Fixed Vegetable Oils	0	670	0	7.729
231 Natural Rubber Latex;natural Rubber And Similar Natural Gums	392.461	3.742.824	642.937	9.715.614
232 Synthetic Rubber Latex, Synthetic/reclaimed Rubber	2.430.513	52.367.450	5.861.928	118.555.485
244 Cork,natural,raw And Waste	48	29.860	15.445	90.007
245 Fuel Wood And Wood Charcoal	17	61.691	4.497	264.616
246 Wood In Chips Or Particles And Waste	19.800	61.819	4.752	15.638
247 Wood In The Rough Or Roughly Squared	461.416	5.692.858	182.901	2.411.017
248 Wood, simply Worked And Railway Sleeper Of Wood	1.121.936	13.970.182	1.117.725	15.258.531
251 Pulp And Waste Paper	13.010.685	291.280.091	11.724.327	265.867.783
261 Silk	86.191	388.779	441.124	3.494.935
263 Cotton	6.022.861	130.522.799	12.542.366	248.076.252
264 Jute And Other Textile Bast Fibres	714	2.531.315	7.261	2.291.703
265 Vegetable Textile Fibres,raw Or Processed,waste Of These Fibres	96	431.209	1.389	2.327.042
266 Synthetic Fibres Suitable For Spinning	1.507.518	32.299.154	1.874.822	59.647.846

K2. IMPOR KAWASAN BERIKAT / BOUNDED ZONE IMPORT
MENURUT GOLONGAN BARANG SITC / BY SITC COMMODITY GROUP
**** DESEMBER / DESEMBER 2008 ****

SITC Uraian Golongan Barang Group Description	Berat Bersih / Net Weight (Kg)		Nilai CIF / CIF Value (US\$)	
	Bulan ini Current month	Kumulatif Cum. Jan to date	Bulan ini Current month	Kumulatif Cum. Jan to date
267 Other Man-made Fibres Suitable For Spinning And Waste	1.540.675	13.945.327	3.221.453	39.928.079
268 Wool And Other Animal Hair	22.854	789.371	126.038	8.197.378
269 Old Clothing And Other Old Textile Articles; Rags	17.693	51.282	117.204	346.836
272 Fertilizers, Crude	224	794.329	1.284	489.867
273 Stone, Sand And Gravel	3.366.773	60.395.522	149.827	4.370.663
274 Sulphur And Unroasted Iron Pyrites	11.218.086	120.666.999	1.733.894	67.213.501
277 Natural Abrasives	167.798	14.121.897	113.017	5.117.213
278 Other Crude Minerals	969.757	61.594.075	431.287	12.171.630
281 Iron Ore And Concentrates	0	461.214	0	462.095
282 Waste And Scrap Metal Of Iron/steel	39.001	4.131.540	25.170	4.173.630
283 Copper Ores And Concentrates	14.491	167.300	29.051	509.620
284 Nickel Ores And Concentrates	18.460	494.801	15.087	1.541.391
285 Aluminium Ores And Concentrates	83.870	179.369	44.784	160.912
286 Ores And Concentrates Of Uraniumand Thorium	0	31.288	0	25.704
287 Ores And Concentrates Of Basemetals	263	1.788.923	5.748	1.871.223
288 Non-ferrous Base Metal Waste And Scraps	38.894	2.106.357	86.103	4.629.344
289 Ores And Concentrates Of Precious Metals; Waste,scraps	30	190	165	2.032
291 Crude Animal Materials	22.494	322.381	185.362	4.375.065
292 Crude Vegetable Materials	21.611	3.752.657	53.418	8.043.668
321 Coals, Pulverized Or Not	0	158.577	0	226.955
322 Briquettes, Lignite And Peat	0	1	0	21
325 Coke And Semi Coke Of Coal/lignite/peat	0	303.478	0	156.355
333 Petroleum Oil, Crude	0	9.405.418	0	8.191.311
334 Petroleum Products, Refined	2.239.627	165.091.893	1.794.680	186.081.974
335 Residual Petroleum Products, And Related Materials	61.154	4.346.318	155.842	5.239.837
342 Liquefied Propane And Butane	0	33.253	0	130.023
343 Natural Gas, Liquefied Or Not	0	1.840	0	28.444
344 Petroleum Gases And Other Gas	0	9.343	0	41.018
345 Coal Gas, Water Gas And Similar Gas	0	105.304	0	701.606
351 Electric Currents	18.840	18.840	20.400	20.400
411 Animal Oils And Fats	1.341	223.828	100.338	1.784.817
421 Fixed Vegetable Fats And Oils Soft,crude,refined Or Fractioned	269.821	4.348.844	319.398	7.503.565
422 Fixed Vegetable Fats And Oils Solid,crude,refined Or Fractioned	1.758.566	9.248.250	1.072.976	6.984.067
431 Animal And Vegetable Oil; Fat Processed And Their Wax	23.600	1.212.827	23.681	1.434.760
511 Hydrocarbon And Their Halogenated, Nitrated Derivatives	161.192	6.182.103	384.869	12.008.334
512 Alcohols,phenols,phenol-alcohols And Their Halogenated	9.159.535	119.139.787	6.541.286	151.012.157
513 Carboxylic Acids,and Their Anhydrides,halides,peroxides	1.318.661	13.744.738	1.285.080	22.962.704
514 Nitrogen-function Compounds	467.696	12.300.784	1.177.147	27.363.202
515 Organo-inorganic And Heterocyclic Compounds	164.839	3.785.805	497.534	8.592.961
516 Other Organic Chemicals	137.023	5.173.328	381.555	14.279.927
522 Inorganic Chemical Elements, Oxides And Halogen Salts	6.089.417	112.119.080	5.945.776	85.612.659
523 Metallicsalts And Peroxysalts	8.051.944	81.267.450	2.953.215	33.223.946
524 Other Inorganic Chemicals;chemical Compound Of Precious Metals	104.005	11.024.667	188.366	8.352.228
525 Radioactive And Associated Materials	451	10.195	4.452	232.068
531 Synthetic Organic; Colouring Matter	192.626	4.451.961	1.174.315	16.455.913
532 Dyeing/tanning Extracts And Synthetic Tanning Materials	25.271	1.228.699	49.710	2.125.996
533 Pigments, Paints, Varnishes, And Related Materials	1.102.344	21.757.048	6.110.633	94.796.235
541 Medicinal And Pharmaceutical Products	6.280	343.040	251.136	9.404.965
542 Medicaments, Including Veterinary Medicaments	1	558.804	163	3.342.401
551 Essential Oils, Perfumes, And Flavour Materials	6.508	412.596	79.490	4.653.381
553 Perfumery, Cosmetics, And Toilet Preparations	33.930	168.714	691.033	14.229.152
554 Soap,cleansing And Polishing Preparations	381.218	6.234.700	1.360.309	21.447.061
562 Fertilizers, Manufactured	2.300.016	2.570.529	1.380.051	2.118.118
571 Polymers Of Ethylene In Primary Forms	6.498.917	121.274.351	6.360.830	196.697.489
572 Polimers Of Styrene In Primary Forms	2.548.911	75.106.006	4.732.257	148.141.410
573 Polimers Of Vinyl Chloride In Primary Forms	2.034.463	20.296.490	1.994.823	42.317.843
574 Poliacetals And Polycarbons In Primary Forms	4.800.332	44.175.472	9.637.054	123.245.923
575 Other Plastics In Primary Forms	5.718.662	120.328.878	11.568.945	270.520.179
579 Waste And Scrap Of Plastics	111.389	2.531.180	12.114	420.548
581 Tubes, Pipes, And Hoses Of Plastics	92.932	2.001.078	935.584	15.111.504
582 Plates, Sheets, And Film Of Plastics	1.326.371	34.354.904	6.038.087	126.730.974
583 Monofilament And Rod Of Plastics	3.395	434.031	46.064	2.937.466
591 Disinfectants, Insecticides, And Fungicides Put In Forms	56.001	3.551.572	152.301	18.886.716
592 Starches, Inulin, And Wheat Glutenal Buminoidal Substances; Glues	1.094.635	69.675.767	2.883.323	72.710.180
593 Explosive And Pyrotechnic Products	34.192	256.358	798.350	8.270.003

K2. IMPOR KAWASAN BERIKAT / BOUNDED ZONE IMPORT
MENURUT GOLONGAN BARANG SITC / BY SITC COMMODITY GROUP
**** DESEMBER / DESEMBER 2008 ****

SITC Uraian Golongan Barang Group Description	Berat Bersih / Net Weight (Kg)		Nilai CIF / CIF Value (US\$)	
	Bulan ini Current month	Kumulatif Cum. Jan to date	Bulan ini Current month	Kumulatif Cum. Jan to date
597 Additive For Mineral Oils	147.432	4.660.917	595.556	14.469.726
598 Miscellaneous Chemical Products	1.722.938	24.114.993	4.661.497	83.224.798
599 Residual Products of Chemical or Allied Industries, Sewage	6.183	80.387	81.425	875.718
611 Leathers	1.506.508	30.815.275	17.684.124	227.661.681
612 Manufactures And Composition Leathers	11.466	120.179	52.297	1.716.541
613 Furskins, Tanned Or Dressed	0	1.689	0	13.293
621 Materials Of Rubber	1.097.823	5.358.129	1.454.601	30.170.580
625 Rubber Tyre,tyre Cases,tyre Treads,inner Tubes, And Tyre Flaps	33.526	408.402	126.792	1.900.818
629 Articles Of Rubbers	860.691	7.203.380	6.628.020	54.308.590
633 Cork Manufactures	2.331	59.199	13.052	346.839
634 Veneers,plywood,improved/reconstituted Wood Worked	2.193.008	69.882.546	1.014.391	27.782.410
635 Wood Manufactures	125.602	3.030.169	919.480	7.925.761
641 Papers And Paperboards	4.581.446	71.905.132	5.589.499	86.414.904
642 Paper And Paperboard Cut To Size/shape And Article Of Papers	1.345.976	27.917.066	4.522.208	73.572.977
651 Textile Yarns	1.311.332	29.974.214	9.355.730	176.108.489
652 Cotton Fabrics, Woven	5.285.916	72.956.629	45.540.781	590.583.712
653 Fabrics, Woven, Of Man-made Fibres	5.364.525	64.674.405	42.172.982	511.204.561
654 Textile Fabrics, Woven, Other Than Of Cotton Or Man-made Fibres	309.878	5.547.685	4.784.220	66.905.619
655 Knitted Or Crocheted Fabrics	6.006.718	85.055.682	47.134.293	642.766.176
656 Tulle,lace,embroidery,ribbons,trimmings And Other Small Wares	1.262.145	16.178.963	13.518.672	157.775.904
657 Special Yarns,textile Fabrics	2.181.422	28.283.935	11.872.828	192.217.835
658 Made-up Articles, Wholly/chiefly Of Textile Materials	65.905	2.084.218	741.650	10.773.083
659 Floor Coverings	35.747	1.666.991	304.161	8.550.684
661 Lime,cement And Fabricated Construction Materials	288.386	53.350.408	70.192	8.916.108
662 Clay And Refractory Construction Materials	302.889	22.495.538	446.812	26.328.998
663 Mineral Manufactures	153.955	7.278.529	2.253.741	40.767.336
664 Glass	443.701	76.817.496	1.345.329	92.053.077
665 Glassware	10.781	532.565	95.571	3.162.059
666 Pottery	675	1.258.689	58.646	3.088.030
667 Pearl, Precious And Semi Precious Stones	13	31.431	349	863.376
671 Pig Iron,spiegeleisen,sponge Iron, And Ferro-alloys	418.523	4.072.844	616.720	7.436.854
672 Ingots And Other Iron/steel In Primary Forms	665.513	34.065.882	2.001.744	62.710.214
673 Flat Rolled Products, Not Clad	7.796.249	242.832.396	11.071.237	277.424.973
674 Flat Rolled Products, Clad Or Plated	6.908.455	105.634.226	9.365.321	127.691.475
675 Flat Rolled Products And Alloy Steels	10.524.702	162.213.736	19.276.717	239.786.593
676 Iron/steel Bars, Rods, Angels, Shaped And Sections	7.531.893	152.343.985	11.670.951	191.121.952
677 Rail/railway And Tractor Construction Of Iron/steel Materials	358.222	2.423.230	28.032.954	30.722.181
678 Wire Of Iron/steel	741.764	18.506.670	2.206.703	46.204.305
679 Tubes, Pipes, Hollow Profile, Pipe Fitting Of Iron/steel	34.952.167	358.987.801	68.550.991	744.120.860
681 Silver, Platinum, And Other Metal Of The Platinum Groups	567	59.637	247.707	8.140.834
682 Copper	3.820.472	88.683.041	20.649.244	610.781.444
683 Nickel	12.966	1.039.120	148.947	9.304.256
684 Aluminium	3.208.064	59.968.074	9.348.042	156.126.306
685 Lead	3.720	1.375.794	63.395	6.088.696
686 Zinc	604.036	7.293.852	1.546.625	20.658.469
687 Tin	35.596	1.068.916	834.512	16.596.152
689 Miscellaneous Non-ferrous Basemetals Employed In Metallurgy	14.160	113.533	687.618	4.586.715
691 Structures And Parts Of Iron/steel Or Aluminium	3.798.245	38.928.859	15.888.152	101.038.721
692 Metal Containers For Storage And Transportations	680.970	12.455.892	1.588.953	42.901.465
693 Wire Products And Fencing Grills	1.013.636	11.674.230	3.881.706	46.078.598
694 Nails, Screws, Nuts, Bolts, Rivets Of Iron/steel Or Copper	919.434	14.603.344	6.399.506	108.847.926
695 Tools For Used In The Hand Or In Machines	428.780	4.818.523	2.721.796	41.445.430
696 Cutlery	7.963	241.767	48.560	4.303.259
697 Household Equipment Of Base Metals	236.956	2.311.021	821.528	16.111.079
699 Manufactures Of Base Metals	4.039.959	52.702.238	15.609.603	230.051.935
711 Steam And Other Vapour Generating Boilers And Parts	457.128	1.879.756	1.028.463	18.520.792
712 Steam Or Other Generating Boilers And Parts	62.742	1.206.137	54.666	8.395.577
713 Internal Combustion Piston Engines And Parts	903.207	16.163.044	8.612.863	199.135.641
714 Engines And Motors, Non-electric And Parts	4.275	2.675.367	899.916	66.456.793
716 Rotating Electric Plants And Parts	1.720.393	22.635.539	29.210.539	327.053.003
718 Other Power Generating Machines And Parts	455.517	4.931.271	3.051.719	42.553.080
721 Agricultural Machinery And Parts	3.990	1.298.849	96.699	10.751.863
722 Tractors	0	55.405	0	865.137
723 Civil Engineering And Contractor Plants And Equipments/parts	2.427.584	34.250.050	14.481.242	232.235.282
724 Textile/leather Machinery And Parts	1.273.357	17.322.324	8.304.746	196.290.195

**K2. IMPOR KAWASAN BERIKAT / BOUNDED ZONE IMPORT
MENURUT GOLONGAN BARANG SITC / BY SITC COMMODITY GROUP
** DESEMBER / DESEMBER 2008 ****

SITC Uraian Golongan Barang Group Description	Berat Bersih / Net Weight (Kg)		Nilai CIF / CIF Value (US\$)	
	Bulan ini Current month	Kumulatif Cum. Jan to date	Bulan ini Current month	Kumulatif Cum. Jan to date
725 Papermill/pulpmill Machinery And Paper Cutting Machines	90.776	9.087.476	1.323.554	192.746.272
726 Printing/book Binding Machinery And Parts	131.975	1.323.495	3.372.109	18.917.041
727 Food Processing Machines And Parts	26.550	1.822.282	359.918	39.757.718
728 Other Machines And Equipment Specialized For Particular Industry	1.236.110	16.136.864	17.199.076	259.151.829
731 Machine Tools By Removing Metal	155.274	5.062.398	7.965.548	74.218.013
733 Machine Tool For Working Metals	950.041	3.759.653	4.224.704	31.714.079
735 Parts Of Machine Tools	74.337	1.629.181	1.202.099	25.711.615
737 Metalworking Machinery And Parts	221.778	5.470.162	3.710.023	62.539.613
741 Heating And Cooling Equipments And Parts	772.963	15.175.592	4.420.005	117.688.746
742 Pumps For Liquid And Parts	851.934	12.732.908	6.445.032	107.163.371
743 Pumps, Compressors, Fans, Blowers, Centrifuges, And Parts	1.487.795	28.547.054	12.503.593	183.537.338
744 Mechanical Handling Equipments And Parts	7.241.367	43.687.028	49.176.609	306.929.249
745 Other Non-electical Machinery, Tools, And Mechanical Apparatus	346.285	4.882.521	5.343.648	77.863.000
746 Ball Or Roller Bearings	439.208	7.378.989	3.244.390	78.454.911
747 Taps, Cocks, And Valves For Pipes	769.097	8.759.883	7.184.947	112.851.757
748 Transmission Shafts And Cranks	1.096.220	15.729.662	14.010.303	156.004.613
749 Non-electric Parts And Accessories Of Machineries	830.164	11.432.869	13.031.114	153.433.500
751 Office Machines	670.600	8.003.845	16.556.650	196.462.362
752 Automatic Data Processing Machines And Their Units	403.102	9.409.812	15.210.989	305.368.936
759 Parts And Accessories For Machine Of Heading 751 Or 752	530.403	17.961.589	41.654.499	1.033.058.194
761 Television Receivers	1.347.798	15.518.738	1.595.014	235.588.925
762 Radio Broadcast Receivers	147	79.738	72.992	1.107.081
763 Sound Recorders Or Reproducers	143.253	1.192.230	1.133.931	53.590.357
764 Telecommunication Equipments And Parts	3.850.746	64.458.462	158.167.866	2.125.710.114
771 Electric Power Machinery And Parts	804.984	12.551.051	21.145.625	134.283.998
772 Electrical Apparatus For Making And Breaking Electrical Circuits	1.953.100	42.113.711	50.491.699	938.882.943
773 Equipment For Distributing Electricity	2.702.029	36.021.992	18.189.128	325.345.439
774 Electrical Apparatus For Medical Purposes And Radiological Apparatus	3.041	64.130	66.883	2.692.837
775 Household Type, Electrical/non-electrical Equipments	421.777	16.141.146	2.495.188	99.860.719
776 Thermionic, Cold Cathode, And Photo Cathode Valves/tubes	1.299.916	69.762.539	82.796.036	1.757.457.580
778 Electrical Machinery And Apparatus	2.037.849	44.348.048	46.750.007	937.448.322
781 Passengger Motor Cars	623.623	22.652.332	6.497.747	194.996.056
782 Motor Vehicle For The Transportation Of Goods	291.053	12.822.288	2.745.586	88.760.046
783 Road Motor Vehicles	117	533.713	432	2.674.131
784 Parts And Accessories Of The Motor Vehicles	2.187.988	148.614.387	23.544.140	1.201.038.215
785 Motorcycles, Scooters, And Other Cycles Motorized/non Motorized	1.701.100	47.421.476	13.402.136	351.657.770
786 Trailers And Other Vehicles, Not Motorized	528.340	3.876.698	5.149.421	14.175.207
791 Railway Vehicles And Associated Equipments	240.682	746.130	226.000	4.703.054
792 Aircraft And Associated Equipments And Parts	131.302	220.542	1.832.080	32.314.096
793 Ships, Boats, And Floating Structures	388.169	12.411.322	2.286.127	42.506.486
811 Prefabricated Buildings	125.316	3.556.962	892.681	22.119.822
812 Sanitary, Plumbing, Heating, And Lighting Fixtures/fittings	19.970	1.404.847	126.443	4.787.694
813 Lighting Fixtures And Fittings	39.557	1.602.799	256.476	13.860.658
821 Furnitures And Parts	185.027	3.336.095	1.316.899	20.787.078
831 Travel Goods	65.272	582.136	1.128.953	7.074.053
841 Men's Coats/jackets, Not Knitted	7.215	309.923	50.085	1.827.067
842 Women's Coats/jacket, Not Knitted	33.634	567.942	91.633	4.132.076
843 Men's Coats/jackets, Knitted	136	80.956	3.494	792.632
844 Women's Coats/jackets, Knitted	2.193	358.756	27.233	1.351.143
845 Articles Of Apparel	393.764	5.679.534	3.020.225	39.064.910
846 Clothing Accessories Of Textiles Fabrics	266.773	3.296.037	2.749.370	35.483.136
848 Articles Of Apparel And Clothing Accessories Of Other Than Textile Fab	330.140	3.915.940	2.881.034	33.529.920
851 Footwears	389.403	4.843.542	4.314.190	41.432.709
871 Optical Instrument And Apparatus	5.889	277.364	332.607	7.007.342
872 Medical Instruments And Appliances	349.709	3.918.728	2.676.846	35.854.599
873 Meters And Counters	99.653	2.497.025	1.329.415	30.002.802
874 Measuring, Checking, Analysing, And Controlling Instrument And Apparatus	381.846	4.371.592	6.348.213	125.454.085
881 Photographic Apparatus And Equipments	67.382	1.624.895	3.989.124	102.416.352
882 Photographic And Cinematographic Supplies	95.137	2.285.415	246.019	14.799.130
883 Cinematograph Film, Exposed And Developed	4	8.514	4.610	82.128
884 Optical Goods	128.050	1.561.612	8.086.379	101.319.652
885 Watches And Clocks	117.847	247.152	243.034	2.466.650
891 Arms And Ammunitions	1.812	8.114	1.324.977	1.490.266
892 Printed Matter	357.103	6.947.561	4.939.780	90.527.105
893 Article Of Plastics	2.610.328	40.914.832	10.585.779	230.711.227

K2. IMPOR KAWASAN BERIKAT / BOUNDED ZONE IMPORT
MENURUT GOLONGAN BARANG SITC / BY SITC COMMODITY GROUP
**** DESEMBER / DESEMBER 2008 ****

SITC Uraian Golongan Barang <i>Group Description</i>	Berat Bersih / <i>Net Weight (Kg)</i>		Nilai CIF / <i>CIF Value (US\$)</i>	
	Bulan ini	Kumulatif	Bulan ini	Kumulatif
	<i>Current month</i>	<i>Cum. Jan to date</i>	<i>Current month</i>	<i>Cum. Jan to date</i>
894 Baby Carriages, Toys, Games, And Sporting Goods	13.368	1.016.832	652.294	43.621.833
895 Office And Stationery Supplies	96.387	2.683.769	1.164.035	14.130.889
896 Works Of Art, Collectors Pieces And Antiques	22	12.573	230	127.182
897 Jewellery, Goldsmith, Silversmith Wares, And Other Articles	3.119	123.981	1.261.535	12.878.013
898 Musical Instrument And Parts/accessories	1.054.944	12.827.264	10.169.544	125.068.610
899 Other Miscellaneous Manufactured Articles	383.791	7.839.434	12.136.320	169.725.344
911 Postal Packages N.c.a.k	0	2.137	0	15.208
961 Coin Not Being Legal Tender	0	204	0	8.823
971 Gold, Non-monetary	18.133	129.350	1.640.146	33.753.331
TOTAL IMPORT	296.121.189	5.118.678.090	1.402.012.382	23.701.781.784

<http://www.bps.go.id>

**K3. IMPOR KAWASAN BERIKAT / BOUNDED ZONE IMPORT
MENURUT NEGARA ASAL / BY COUNTRY OF ORIGIN
** JANUARI / JANUARY 2009 ****

Kode Code	Negara Asal Country of Origin	Berat Bersih / Net Weight (Kg)		Nilai CIF / CIF Value (US\$)	
		Bulan ini Current month	Kumulatif Cum. Jan to date	Bulan ini Current month	Kumulatif Cum. Jan to date
111	JP JAPAN	29.506.719	29.506.719	169.442.368	169.442.368
112	HK HONG KONG	7.089.119	7.089.119	85.822.212	85.822.212
113	KP KOREA, DEM. PEOPLE'S REP.	12.774	12.774	167.317	167.317
114	KR KOREA, REPUBLIC OF	26.646.539	26.646.539	112.189.036	112.189.036
115	TW TAIWAN	8.308.010	8.308.010	48.427.787	48.427.787
116	CN CHINA	31.603.704	31.603.704	137.991.149	137.991.149
117	MN MONGOLIA	155	155	10.915	10.915
118	MO MACAU	19.113	19.113	96.316	96.316
121	TH THAILAND	37.220.476	37.220.476	46.998.852	46.998.852
122	SG SINGAPORE	102.212.714	102.212.714	363.419.632	363.419.632
123	PH PHILIPPINES	303.125	303.125	7.241.404	7.241.404
124	MY MALAYSIA	28.284.092	28.284.092	39.724.044	39.724.044
125	MM MYANMAR	315	315	58	58
126	KH CAMBODIA	1.008	1.008	1.749	1.749
128	LA LAO PEOPLE'S DEM. REP.	8.213	8.213	41.616	41.616
130	BT BHUTAN	424	424	17.304	17.304
131	VN VIET NAM	1.232.519	1.232.519	7.577.242	7.577.242
133	IN INDIA	1.854.026	1.854.026	3.689.800	3.689.800
134	PK PAKISTAN	246.417	246.417	1.677.395	1.677.395
135	BD BANGLADESH	1.805	1.805	151.688	151.688
136	LK SRI LANKA	36.657	36.657	249.171	249.171
142	IR IRAN (ISLAMIC REPUBLIC OF)	34	34	1.326	1.326
143	SA SAUDI ARABIA	3.172.908	3.172.908	11.979.394	11.979.394
144	IL ISRAEL	56	56	38.195	38.195
145	KW KUWAIT	1.848.750	1.848.750	1.179.229	1.179.229
146	JO JORDAN	13.338	13.338	12.240	12.240
151	YE YEMEN	13.794	13.794	52.878	52.878
152	OM OMAN	3.500	3.500	3.500	3.500
154	TR TURKEY	164.909	164.909	542.148	542.148
155	AE UNITED ARAB EMIRATES	333.822	333.822	706.875	706.875
156	QA QATAR	150.046	150.046	74.302	74.302
157	BH BAHRAIN	20.734	20.734	40.959	40.959
211	EG EGYPT	86	86	210	210
221	ET ETHIOPIA	253	253	31.323	31.323
222	TZ TANZANIA, UNITED REP. OF	43.660	43.660	81.749	81.749
225	KE KENYA	1.747	1.747	6.409	6.409
230	TG TOGO	35.405	35.405	115.915	115.915
235	CG CONGO	5.940	5.940	20.800	20.800
236	CM CAMEROON	29.129	29.129	66.404	66.404
242	MR MAURITANIA	2.430	2.430	20.875	20.875
245	BF BURKINA FASO	8.199	8.199	46.933	46.933
248	VI U.S. VIRGIN ISLANDS	395	395	4.915	4.915
252	CF CENTRAL AFRICAN REPUBLIC	2.236	2.236	2.646	2.646
256	SH SAINT HELENA	2	2	2	2
260	SZ SWAZILAND	13	13	3.238	3.238
261	ZA SOUTH AFRICA	364.793	364.793	1.054.196	1.054.196
267	MU MAURITIUS	179.380	179.380	347.228	347.228
298	VG VIRGIN ISLANDS (BRITISH)	7.700.596	7.700.596	368.637	368.637
311	AU AUSTRALIA	7.489.153	7.489.153	16.913.967	16.913.967
312	NZ NEW ZEALAND	2.334.760	2.334.760	1.156.017	1.156.017
331	AS AMERICAN SAMOA	37.707	37.707	48.675	48.675
339	TV TUVALU	20	20	2.424	2.424
411	US UNITED STATES	4.009.794	4.009.794	32.642.289	32.642.289
412	CA CANADA	244.144	244.144	1.082.329	1.082.329
421	MX MEXICO	318.250	318.250	944.330	944.330
422	GT GUATEMALA	15.694	15.694	79.272	79.272
423	HN HONDURAS	11	11	560	560
427	CB CURACAO	16	16	68	68
431	CL CHILE	3.037.498	3.037.498	2.842.614	2.842.614
433	AR ARGENTINA	263.534	263.534	611.781	611.781
434	BR BRAZIL	1.503.595	1.503.595	3.939.673	3.939.673
435	CO COLOMBIA	9.916	9.916	42.683	42.683

**K3. IMPOR KAWASAN BERIKAT / BOUNDED ZONE IMPORT
MENURUT NEGARA ASAL / BY COUNTRY OF ORIGIN
** JANUARI / JANUARY 2009 ****

Kode Code	Negara Asal Country of Origin	Berat Bersih / Net Weight (Kg)		Nilai CIF / CIF Value (US\$)	
		Bulan ini Current month	Kumulatif Cum. Jan to date	Bulan ini Current month	Kumulatif Cum. Jan to date
436	BO BOLIVIA	493	493	826.523	826.523
442	PE PERU	16.110	16.110	43.891	43.891
446	JM JAMAICA	5.581	5.581	27.658	27.658
447	PR PUERTO RICO	856	856	78.428	78.428
449	DO DOMINICAN REPUBLIC	12.011	12.011	87.467	87.467
450	SV EL SALVADOR	7.403	7.403	357.443	357.443
458	CV CAPE VERDE	14.932	14.932	45.355	45.355
459	KY CAYMAN ISLANDS	462	462	3.672	3.672
467	AN NETHERLANDS ANTILLES	351	351	3.504	3.504
469	LC SAINT LUCIA	175	175	1.741	1.741
511	GB UNITED KINGDOM	1.221.284	1.221.284	4.436.990	4.436.990
512	NL NETHERLANDS	978.553	978.553	21.359.942	21.359.942
513	FR FRANCE	355.249	355.249	7.406.629	7.406.629
514	DE GERMANY, FED. REP. OF	4.116.876	4.116.876	15.859.945	15.859.945
515	AT AUSTRIA	173.596	173.596	6.681.860	6.681.860
516	BE BELGIUM	585.360	585.360	6.554.110	6.554.110
517	CH SWITZERLAND	68.676	68.676	809.237	809.237
521	DK DENMARK	60.250	60.250	1.641.299	1.641.299
522	NO NORWAY	128.118	128.118	3.003.488	3.003.488
523	SE SWEDEN	2.481.080	2.481.080	2.597.548	2.597.548
524	FI FINLAND	107.750	107.750	2.692.267	2.692.267
525	IE IRELAND	19.032	19.032	162.687	162.687
526	IT ITALY	917.279	917.279	6.368.407	6.368.407
527	ES SPAIN	35.238	35.238	896.242	896.242
528	PT PORTUGAL	37	37	2.699	2.699
531	GR GREECE	204.327	204.327	362.777	362.777
533	AD ANDORRA	20.794	20.794	62.216	62.216
542	HU HUNGARY	24.420	24.420	187.697	187.697
543	PL POLAND	135.505	135.505	285.897	285.897
544	RO ROMANIA	51.696	51.696	718.123	718.123
545	BG BULGARIA	15.000	15.000	36.225	36.225
549	AM ARMENIA	7	7	212	212
557	UA UKRAINE	5.976.582	5.976.582	2.144.067	2.144.067
566	SK SLOVAKIA	3.395	3.395	478.245	478.245
567	SI SLOVENIA	174	174	84.490	84.490
568	CZ CZECH REPUBLIC	15.166	15.166	608.495	608.495
572	RU RUSSIA FEDERATION	4.357.003	4.357.003	3.787.464	3.787.464
TOTAL IMPORT		330.058.992	330.058.992	1.192.751.203	1.192.751.203

K4. IMPOR KAWASAN BERIKAT / BOUNDED ZONE IMPORT
MENURUT PROPINSI DAN PELABUHAN IMPOR / BY PROVINCE AND PORT OF IMPORTATION
**** JANUARI / JANUARY 2009 ****

Kode Code	Propinsi / Pelabuhan Impor Province / Port of Impotation	Berat Bersih / Net Weight (Kg)		Nilai CIF / CIF Value (US\$)	
		Bulan ini Current month	Kumulatif Cum. Jan to date	Bulan ini Current month	Kumulatif Cum. Jan to date
SUMATERA UTARA		5.770.655	5.770.655	8.891.361	8.891.361
144 IDBLW	BELAWAN	5.766.757	5.766.757	8.852.147	8.852.147
166 IDMES	MEDAN / POLONIA (U)	3.896	3.896	36.417	36.417
167 IDMDN	MEDAN (PTT)	2	2	2.797	2.797
RIAU		9.508.093	9.508.093	21.510.137	21.510.137
225 IDDUM	DUMAI	5.036.201	5.036.201	12.698.542	12.698.542
228 IDBLS	BENGKALIS	136.202	136.202	54.648	54.648
235 IDSUQ	SUNGAI GUNTUNG	2.247.909	2.247.909	5.078.876	5.078.876
242 IDTEM	TEMBILAHAN	2.050.668	2.050.668	3.605.084	3.605.084
243 IDKEN	KUALA ENOK	37.113	37.113	72.987	72.987
KEPULAUAN RIAU		127.945.906	127.945.906	499.180.184	499.180.184
251 IDTPN	TANJUNG PINANG	4.238	4.238	50.715	50.715
258 IDBTU	BATU AMPAR	73.057.490	73.057.490	288.292.041	288.292.041
262 IDTNJ	KIJANG (U)	13.510	13.510	69.997	69.997
265 IDSKP	SEKUPANG	14.137.259	14.137.259	125.585.587	125.585.587
267 IDKAB	KABIL/PANAU	40.690.128	40.690.128	65.451.977	65.451.977
271 IDBTH	HANG NADIM (U)	43.281	43.281	19.729.867	19.729.867
RIAU		16.093.797	16.093.797	6.026.673	6.026.673
277 IDBUN	BUATAN	16.093.797	16.093.797	6.026.673	6.026.673
DKI JAKARTA		110.828.040	110.828.040	576.480.773	576.480.773
431 IDTPP	TANJUNG PRIOK	108.899.443	108.899.443	460.793.229	460.793.229
434 IDCGK	SOEKARNO-HATTA (U)	1.922.501	1.922.501	115.442.749	115.442.749
436 IDHLP	HALIM PERDANA KUSUMA (U)	6.096	6.096	244.795	244.795
JAWA TENGAH		7.800.222	7.800.222	30.969.745	30.969.745
494 IDTES	TANJUNG EMAS	7.796.142	7.796.142	30.923.205	30.923.205
496 IDSRG	ACHMAD YANI (U)	3.321	3.321	35.940	35.940
498 IDSOC	JEBRES/ADI SUMARMO	759	759	10.600	10.600
DI YOGYAKARTA		24.280	24.280	7.352	7.352
531 IDJOG	ADI SUCIPTO (U)	242	242	3.381	3.381
532 IDJOK	YOGYAKARTA (PTT)	24.038	24.038	3.971	3.971
JAWA TIMUR		51.918.809	51.918.809	47.683.378	47.683.378
563 IDTPE	TANJUNG PERAK	51.453.910	51.453.910	42.584.150	42.584.150
564 IDPAZ	PASURUAN	315.047	315.047	1.102.018	1.102.018
587 IDSUB	JUANDA (U)-SURABAYA	54.670	54.670	3.344.959	3.344.959
588 IDSUR	SURABAYA (PTT)	61.879	61.879	390.407	390.407
592 IDRAM	RAMBIPUJI-JEMBER	33.303	33.303	261.844	261.844
BALI		142.227	142.227	1.628.048	1.628.048
613 IDBOA	BENOA/LOLOAN	121.226	121.226	270.225	270.225
620 IDDPS	NGURAH RAI (U)	21.001	21.001	1.357.823	1.357.823
KALIMANTAN TIMUR		26.963	26.963	373.552	373.552
803 IDBPP	BALIKPAPAN	26.963	26.963	373.552	373.552
TOTAL IMPOR		330.058.992	330.058.992	1.192.751.203	1.192.751.203