

BPS

STATISTIK INDUSTRI BESAR DAN SEDANG

LARGE AND MEDIUM MANUFACTURING STATISTICS

2004

INDONESIA

KATALOG BPS : 6104.

STATISTIK INDUSTRI BESAR DAN SEDANG

LARGE AND MEDIUM
MANUFACTURING
STATISTICS

BAGIAN
VOLUME I

INDONESIA 2004

BPS BADAN PUSAT STATISTIK, JAKARTA - INDONESIA

Katalog BPS : 6104.

**STATISTIK
INDUSTRI
BESAR DAN SEDANG**

**LARGE AND MEDIUM
MANUFACTURING
STATISTICS**

BAGIAN I
VOLUME I

BPS

INDONESIA 2004
BADAN PUSAT STATISTIK - INDONESIA

STATISTIK INDUSTRI BESAR DAN SEDANG
LARGE AND MEDIUM MANUFACTURING STATISTICS
INDONESIA 2003

BAGIAN / VOLUME : I

Katalog BPS / Catalogue BPS : 6104.

No. Publikasi / Publication Number : 05210.0501

ISSN. 0126 - 3943

Ukuran buku / Book Size : 28 cm x 21 cm

Jumlah Halaman / Total Pages : Halaman / Pages

Naskah / Manuscript :

Bagian Statistik Industri Besar dan Sedang

Large and Medium Industrial Statistics Division

Gambar Kulit / Cover Design :

Bagian Statistik Industri Besar dan Sedang

Large and Medium Industrial Statistics Division

Diterbitkan oleh / Published by :

Badan Pusat Statistik, Jakarta - Indonesia

BPS - Statistics of Indonesia

Dicetak oleh / Printed by :

Boleh dikutip dengan menyebut sumbernya

May be cited with referenced to the source

Kata Pengantar

Publikasi Statistik Industri tahun 2004 ini merupakan publikasi tahunan sebagaimana publikasi sebelumnya mengenai sektor industri pengolahan. Data yang disajikan dalam penerbitan ini mencakup data industri pengolahan skala besar dan sedang keadaan tahun 2004. Jenis data yang disajikan antara lain mencakup: banyaknya perusahaan, jumlah pekerja, pengeluaran untuk pekerja, tenaga listrik, bahan bakar yang digunakan, biaya input, nilai output, nilai tambah, dan jual beli barang modal tetap.

Penggunaan Klasifikasi Baku Lapangan Usaha Indonesia (KBLI) yang disesuaikan dengan *International Standard Industrial Classification of All Economic Activities* (ISIC) Rev 3 telah digunakan sejak publikasi tahun 1998. Dengan menggunakan KBLI, maka industri pengolahan skala besar dan sedang tahun 2004 terklasifikasi ke dalam 362 KBLI 5 digit. Diharapkan publikasi hasil survei tahunan perusahaan industri besar dan sedang ini dapat lebih melengkapi informasi mengenai industri pengolahan.

Akhirnya pada kesempatan ini kami mengucapkan terimakasih dan penghargaan yang sebesar-besarnya kepada semua pihak, khususnya kepada para industriawan yang telah mengisi kuesioner dengan jawaban yang sebaik-baiknya sehingga publikasi ini dapat diterbitkan.

Jakarta, Juni 2006
Kepala Badan Pusat Statistik

DR. RUSMAN HERIAWAN
NIP: 340003999

Preface

The 2004 Industrial Statistics publication is an annual publication as continuation of the previous publication regarding large and medium manufacturing industry. The data presented in this publication refer to the active large and medium manufacturing industries in 2004. The type of data published are the number of establishments, the number of persons engaged, labor cost, electricity, energy, intermediate inputs, output value, value added, and value of transactions in fixed capital.

Since 1998, it has been used modified International Standard Industrial Classification of All Economic Activities (ISIC) Rev 3 to accommodate the situation and condition of manufacturing in Indonesia. With this classification, named Klasifikasi Baku Lapangan Usaha Indonesia (KBLI), large and medium manufacturing industry data are grouped into 362 KBLI of five digits. It is hoped that this publication presents more detailed and up to date information on the manufacturing sector.

Finally, we would like to express our sincere gratitude to all parties, especially the industrialist, for their cooperation in making this publication available.

*Jakarta, June 2006
BPS - Statistics Indonesia*

DR. RUSMAN HERIAWAN
Director General

DAFTAR ISI
CONTENTS

<u>Uraian</u> <i>Description</i>	<u>Halaman</u> <i>Pages</i>
KATA PENGANTAR	iii
<i>FOREWORD</i>	iv
DAFTAR ISI	v
<i>CONTENTS</i>	
DAFTAR TABEL	vi
<i>TABLE OF CONTENTS</i>	
PENJELASAN UMUM	viii
<i>GENERAL REMARKS</i>	
KARAKTERISTIK PENTING INDUSTRI BESAR DAN SEDANG 2004	xv
<i>MAIN CHARACTERISTICS OF LARGE AND MEDIUM MANUFACTURING IN 2004</i>	

DAFTAR TABEL
TABLE OF CONTENTS

<u>Tabel</u> <i>Table</i>	<u>Uraian</u> <i>Description</i>	<u>Halaman</u> <i>Pages</i>
1.	Jumlah perusahaan menurut status permodalan dan kode industri, 2004 <i>Number of establishments by investment facility status and industrial code, 2004</i>	1
2.	Jumlah perusahaan dan tenaga kerja menurut kode Industri, 2004 <i>Number of establishments and number of workers by industrial code, 2004</i>	15
3.	Pengeluaran untuk pekerja menurut kode industri dan jenis pengeluaran, 2004 <i>Employment cost of workers by industrial code and type of employment cost, 2004</i>	29
4.	Tenaga listrik yang dibangkitkan sendiri, yang dibeli, dan yang dijual menurut kode industri, 2004 <i>Electrical produced purchased, and sold by industrial code, 2004</i>	40
5.	Pemakaian dan nilai bahan bakar dan pelumas menurut kode industri, 2004 . <i>Quantity of fuel and lubricants used by industrial code, 2004</i>	51
6.	Biaya input menurut kode industri, 2004 <i>Input cost by industrial code, 2004</i>	64
7.	Nilai output menurut kode industri, 2004 <i>Value of gross output by industrial code, 2004</i>	83
8.	Nilai tambah menurut kode industri, 2004 <i>Value added by industrial code, 2004</i>	98
9.	Pembelian/penambahan, pembuatan/perbaikan, penjualan/ pengurangan barang barang modal tetap, 2004 <i>Purchase/additional, construction/major repairs, sale/reduction of used fixed capital, 2004</i>	112
10.	Jumlah perusahaan menurut status permodalan dan propinsi, 2004 <i>Number of establishments by investment facility status and province, 2004</i>	126
11.	Jumlah perusahaan dan tenaga kerja menurut propinsi, 2004 <i>Number of establishments and number of workers by province, 2004</i>	127
12.	Pengeluaran untuk pekerja menurut propinsi dan jenis pengeluaran, 2004 <i>Employment cost of workers by province and type of employment cost, 2004</i>	128

<u>Tabel</u> <i>Table</i>	<u>Uraian</u> <i>Description</i>	<u>Halaman</u> <i>Pages</i>
13.	Tenaga listrik yang dibangkitkan sendiri, yang dibeli, dan yang dijual menurut propinsi, 2004 <i>Electrical produced purchased, and sold by province, 2004</i>	129
14.	Pemakaian dan nilai bahan bakar dan pelumas menurut propinsi, 2004 <i>Quantity of fuel and lubricants used by province, 2004</i>	130
15.	Biaya input menurut propinsi, 2004 <i>Input cost by province, 2004</i>	131
16.	Nilai output menurut propinsi, 2004 <i>Value of gross output by province, 2004</i>	132
17.	Nilai tambah menurut propinsi, 2004 <i>Value added by province, 2004</i>	133
18.	Pembelian/penambahan, pembuatan/perbaikan, penjualan/ pengurangan barang barang modal tetap menurut propinsi, 2004 <i>Purchase/additional, construction/major repairs, sale/reduction of used fixed capital by province, 2004</i>	134
Lampiran :	1. Kode Klasifikasi Industri <i>Industrial Classification Code</i>	137
Appendix	2. Kuesioner Survei Tahunan Perusahaan Industri 2004 <i>Annual Manufacturing Survey Questionnaire 2004</i>	153

I. PENDAHULUAN.

Penyajian data hasil survei industri tahun 2004 ini terdiri atas 4 buku, yaitu :

BUKU I : berisi tabel-tabel agregatif mengenai jumlah perusahaan, status penanaman modal, jumlah pekerja, pengeluaran untuk pekerja, tenaga listrik, bahan bakar yang digunakan, biaya input, nilai output, nilai tambah, dan jual beli barang modal tetap.

BUKU II : berisi tabel-tabel mengenai banyaknya dan nilai pemakaian bahan baku.

BUKU III : berisi tabel-tabel mengenai banyaknya dan nilai barang yang dihasilkan.

INDIKATOR INDUSTRI : berisi tabel-tabel mengenai jumlah perusahaan, tenaga kerja, pengeluaran untuk tenaga kerja, biaya input, nilai output, nilai tambah, dan lain-lain secara runtun waktu dari tahun 2000 - 2004.

II. RUANG LINGKUP.

Perusahaan industri yang dicakup dalam survei ini adalah perusahaan industri besar dan sedang, yaitu perusahaan yang mempunyai tenaga kerja 20 orang atau lebih, termasuk perusahaan industri yang baru mulai memproduksi secara komersial pada tahun 2004.

III. PENGGUNAAN KLASIFIKASI INDUSTRI.

Klasifikasi industri yang digunakan dalam survei industri ini adalah klasifikasi yang berdasar kepada *INTERNATIONAL STANDARD INDUSTRIAL CLASSIFICATION OF ALL ECONOMIC ACTIVITIES (ISIC) revisi 3*, yang telah disesuaikan dengan kondisi di Indonesia dengan nama **KLASIFIKASI BAKU LAPANGAN USAHA INDONESIA (KBLI)**. Pada publikasi 2004 ini terdapat 362 jenis industri dimulai dari kode 15111 sampai dengan 37200.

Kode baku lapangan usaha suatu perusahaan industri ditentukan berdasarkan produksi utamanya, yaitu jenis komoditi yang dihasilkan dengan nilai paling besar. Apabila suatu perusahaan industri menghasilkan 2 jenis komoditi atau lebih dengan nilai yang sama maka produksi utama adalah komoditi yang dihasilkan dengan kuantitas terbesar.

IV. METODE PENGUMPULAN DATA.

Pelaksanaan survei industri ini dilakukan dengan cara memberikan daftar pertanyaan (*questionnaire*) kepada semua perusahaan industri yang tergolong besar dan sedang yang tercatat dalam direktori BPS. Jadi pencacahan dalam survei ini dilakukan secara lengkap.

V. KONSEP DAN DEFINISI.

Industri pengolahan adalah suatu kegiatan ekonomi yang melakukan kegiatan mengubah suatu barang dasar secara mekanis, kimia, atau dengan tangan sehingga menjadi barang jadi atau setengah jadi dan atau barang yang kurang nilainya menjadi barang yang lebih tinggi nilainya, dan sifatnya lebih dekat kepada pemakai akhir. Termasuk dalam kegiatan ini adalah jasa industri dan pekerjaan perakitan.

Jasa industri adalah kegiatan industri yang melayani keperluan pihak lain. Pada kegiatan ini bahan baku disediakan oleh pihak lain sedangkan pihak pengolah hanya melakukan pengolahannya dengan mendapat imbalan sejumlah uang atau barang sebagai balas jasa (upah makloon), misalnya perusahaan penggilingan padi yang melakukan kegiatan menggiling padi/gabah petani dengan balas jasa tertentu.

Perusahaan atau usaha industri adalah suatu unit (kesatuan) usaha yang melakukan kegiatan ekonomi, bertujuan menghasilkan barang atau jasa, terletak pada suatu bangunan atau lokasi tertentu, dan mempunyai catatan administrasi tersendiri mengenai produksi dan struktur biaya serta ada seorang atau lebih yang bertanggung jawab atas usaha tersebut.

Perusahaan industri pengolahan dibagi dalam 4 (empat) golongan yaitu sebagai berikut:

Golongan Industri	Banyaknya Tenaga Kerja
Besar	100 orang atau lebih
Sedang	20 - 99
Kecil	5 - 19
Rumah Tangga	1 - 4

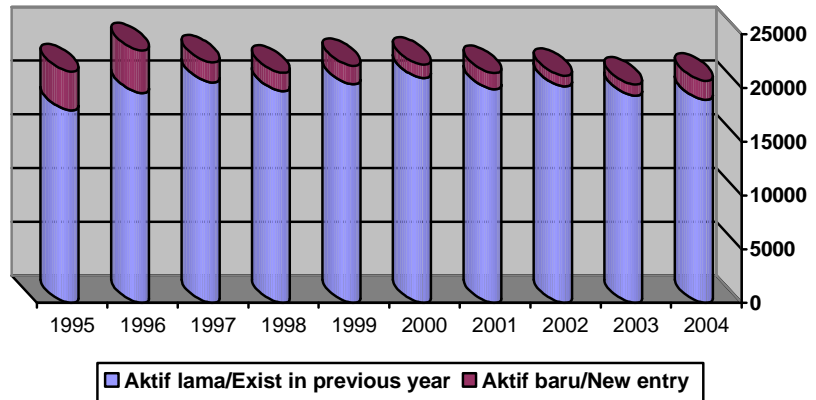
Penggolongan perusahaan industri pengolahan ini semata-mata hanya didasarkan kepada banyaknya tenaga kerja yang bekerja, tanpa memperhatikan apakah perusahaan itu menggunakan mesin tenaga atau tidak, serta tanpa memperhatikan besarnya modal perusahaan itu.

Dalam survei Tahunan Perusahaan Industri Besar dan Sedang pemasukan dokumen untuk diolah tidak pernah mencapai 100 persen. Dalam survei tahun 2003 tingkat pemasukan dokumen adalah sebesar 73,53 persen. Pada tahun 2004 tingkat pemasukan dokumen turun menjadi 70,32 persen. Oleh karena metoda pengumpulan data yang digunakan adalah pencacahan lengkap (sensus), maka terhadap perusahaan-perusahaan yang tidak masuk dokumennya dilakukan estimasi.

Secara umum ada dua kategori perusahaan non respon, yaitu perusahaan lama dan perusahaan baru. Perusahaan lama non respon artinya perusahaan yang data tahun sebelumnya sudah ada tetapi non respon pada tahun ini. Sedangkan perusahaan baru non respon adalah perusahaan yang baru disurvei tahun ini (2004) dan nama serta alamatnya telah diperoleh, tetapi non respon.

Estimasi perusahaan lama non respon dilakukan terhadap seluruh variabel yang ada datanya pada tahun 2003. Metoda estimasi untuk kelompok perusahaan ini dilakukan dengan menggunakan informasi yang diperoleh dari pertumbuhan (*growth*) nilai tambah, sedangkan variabel lainnya dilakukan estimasi dengan memperhatikan rasio antar variabel perusahaan yang respon. Sedangkan estimasi perusahaan baru non respon dilakukan dengan cara imputasi data dari perusahaan lain dengan menggunakan rasio dari perusahaan yang respon yang sama kode KLBI 5 digitnya atau 3 digitnya.

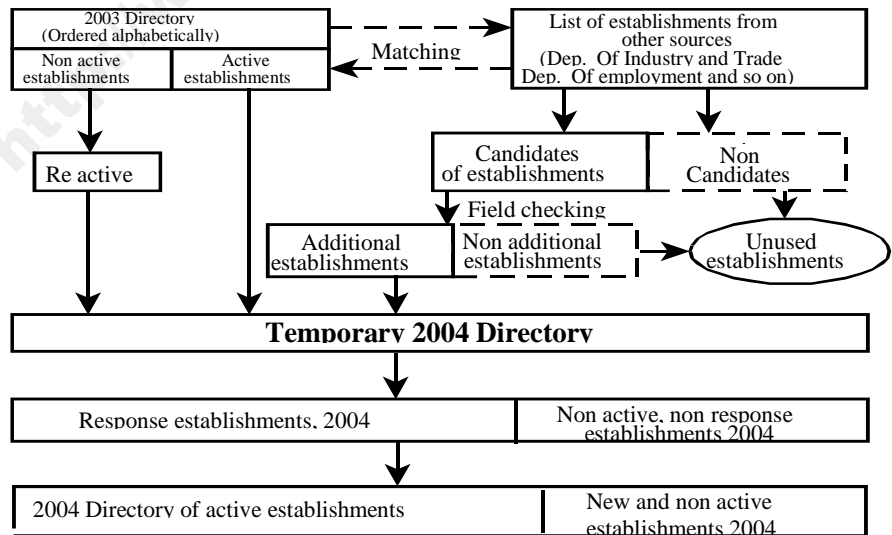
Banyaknya Perusahaan menurut status, 1995 - 2004
Number of establishments by entry, 1995 - 2004



**VII.
KETERBANDINGAN.**

Keterbandingan data tahun 2004 dengan data tahun sebelumnya sangat dipengaruhi oleh kelengkapan kerangka sampel, yaitu Direktori perusahaan industri besar dan sedang. Direktori ini dimutakhirkan setiap tahun. Dan dilakukan dalam 2 tahap. Tahap pertama, staf BPS mencari dan mencocokkan daftar nama dan alamat perusahaan yang diperoleh dari instansi lain dengan Direktori tahun sebelumnya. Perusahaan yang tidak tercantum dalam direktori dilakukan pengecekan lapang untuk menentukan apakah bisa dimasukkan ke dalam Direktori atau tidak. Tahap kedua, staf BPS harus menyampaikan laporan singkat secara tertulis mengenai perusahaan yang tidak mengisi daftar isian survei industri tahunan yang menyatakan perusahaan tersebut masih aktif atau tidak. Garis besar sistem pemutakhiran Direktori tersebut bisa digambarkan sebagai berikut :

Updating Directory of Large and Medium Manufacturing Industry



Hasilnya, ditemukan perusahaan yang baru berproduksi dan baru kembali berproduksi sebanyak 3.627 pada tahun survei 1995 dan 3.444 pada tahun 1996. Namun pada tahun 1997, 1998 dan 1999 jumlah ini turun menjadi 1.854, 1.706 dan 1.718 perusahaan. Demikian juga pada tahun survei 2000, 2001, 2002 dan 2003 ditemukan 1.253, 1.496, 1.003 dan 1.033 perusahaan. Pada tahun 2004 jumlah perusahaan baru atau aktif kembali meningkat kembali menjadi 1.787

VIII. C A T A T A N

perusahaan. Selain itu pada tahun survei 2004 juga ditemukan 1.426 perusahaan industri besar dan sedang yang sebelumnya berstatus aktif, ternyata sudah tutup, berubah menjadi kecil ataupun bukan industri lagi. Pada tahun 2002 dan 2003 jumlahnya menjadi 1253 dan 1.855. Pada tahun 2001, 2000 dan 1999 jumlahnya hanya 1.822, 1.149 dan 1.071 dan tahun 1998 mencapai 2.642 perusahaan. Pada tahun 1995 perusahaan seperti ini sebanyak 1.401, 1.988 di tahun 1996, dan 2.465 pada tahun 1997. Dengan demikian jumlah perusahaan pada tahun 1995 adalah 21.551 meningkat menjadi 22.997 pada tahun 1996. Pada tahun 1997 dan 1998 menurun jumlahnya menjadi 22.386 dan 21.423. Pada tahun 1999 meningkat lagi menjadi 22.070 dan pada tahun 2000 menjadi 22.174 perusahaan, pada tahun 2001, 2002 dan 2003 turun menjadi 21.396, 21.146 dan 20.324 perusahaan. Sedangkan pada tahun 2004 naik menjadi 20.685 perusahaan.

Karena ada beberapa jenis industri (KBLI 5 digit) yang jumlah perusahaannya kurang dari 3 (tiga) sehingga data individunya tidak dapat dipublikasikan, maka data untuk KBLI tersebut juga tidak dapat dipublikasikan. Tetapi data perusahaan tersebut digabungkan ke dalam KBLI 3 digit maupun 2 digit yaitu: 15139, 15142, 15145, 15149, 15317, 15318, 15324, 15329, 15422, 15423, 15494, 15510, 17115, 17213, 17215, 17231, 17294, 17304, 18202, 19113, 19122, 19129, 20292, 21013, 22301, 22302, 23100, 23201, 23202, 23204, 23205, 24113, 24117, 24121, 24129, 24211, 24233, 26119, 26122, 26123, 26203, 26209, 26319, 26412, 26413, 26422, 26609, 27320, 28931, 28996, 28997, 29111, 29199, 29212, 29222, 29224, 29261, 29270, 29292, 29301, 30001, 30003, 30004, 31502, 33112, 33121, 33122, 33202, 33203, 33204, 35112, 35115, 35201, 35301, 35302, 35990, 36911, 36914, 36992, 37100.

I. INTRODUCTION.

Result of the 2004 Industry survey are presented in 4 volumes:

Volume I : *consists of aggregate data on the number of establishments, capital status, the number of persons engaged, labor cost, electricity, energy, intermediate inputs, output value, value added, and value of transactions in fixed capital.*

Volume II : *consists of volume and value of raw materials used.*

Volume III : *consists of volume and value of goods produced.*

Manufacturing Indicator : *consists of tables on the number of establishments, employees, employment costs, input value, output value, value added, etc from 2000 to 2004.*

II. COVERAGE.

Establishments covered in this survey are large and medium manufacturing establishments, i.e. all establishments employing 20 workers or more, including establishments which started commercial production during 2004.

III. INDUSTRIAL CLASSIFICATION.

The classification adopted in this survey is the International Standard Industrial Classification of All Economic Activities (ISIC) Revision 3, modified according to the local conditions in Indonesia (so called the KLASIFIKASI BAKU LAPANGAN USAHA INDONESIA or KBLI). The 2004 publication includes 362 manufacturing sub-groups starting with 15111 and ending with 37200.

The main product of an establishment determines the KBLI to which the establishments correspond. This is defined as the product with the highest output value (in rupiah) of all items manufactured by the establishment. If an establishment produces two or more products with the same value, the main product is that which has the highest quantity.

IV. METHOD OF DATA COLLECTION.

This survey was conducted by delivering questionnaires to all large and medium manufacturing establishments recorded in the directory compiled by the CBS. Therefore, this constitutes a complete census of all such establishments.

V. CONCEPTS AND DEFINITIONS.

Manufacturing is defined as an economic activity involving processing materials and transforming them mechanically, chemically, or manually into finished or semi finished products and/or converting them into other goods having higher value and closer to the final user. This activity includes establishments engaged in manufacturing services and assembling.

Manufacturing services are defined as manufacturing activities that serve others. In conducting such activities, materials are supplied by others, while establishments engaged in the service activity only process and obtain payments for those activities as compensation. For example, a rice-milling unit processes

**VI. ESTIMATION
METHOD.**

**VII.
COMPARABILITY.**

paddy owned by farmers, and being compensated for processing the paddy, is engaged in a manufacturing service.

A manufacturing establishment is defined as a production unit engaging in an economic activity, producing a good or a service in one location, which maintains business records covering production and cost, and has at least one person that bears responsibility for such activity.

The manufacturing sector is divided into four categories for establishments :

<i>Classification</i>	<i>Number of Persons engaged</i>
<i>Large</i>	<i>100 or more</i>
<i>Medium</i>	<i>20 – 99</i>
<i>Small</i>	<i>5 – 19</i>
<i>Cottage</i>	<i>1 – 4</i>

This classification is based on the number of persons engaged and is not based on the use of machinery or assets owned or any other criteria.

It is not practical to expect that the response rate to such a survey can be 100%. The response rate to the 2004 survey was 70.32 percent, which is lower than the previous year (73,53 percent). In order to have a complete figure covering all large and medium manufacturing establishments, estimation for non-response was necessary.

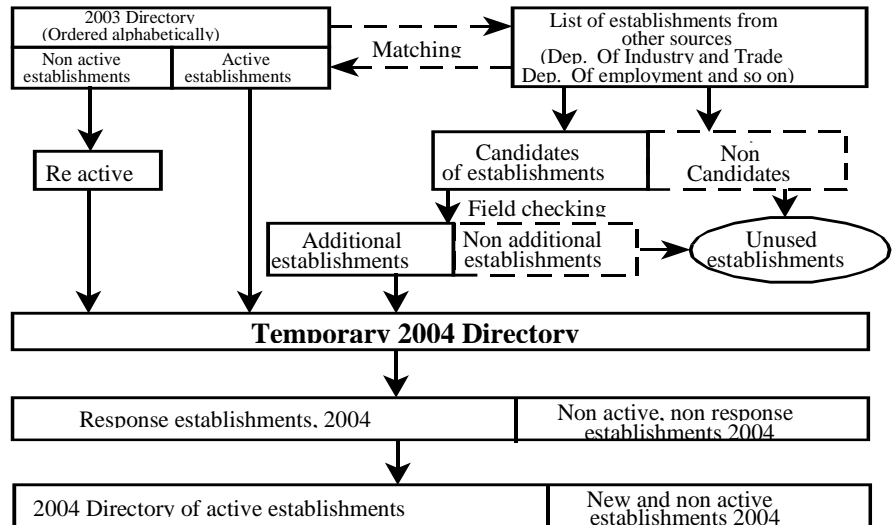
Two types of non-response exist. The first includes establishments which responded in the previous year but did not respond in the current year, and the second includes establishments listed in the current year for the first time which did not respond.

Estimation of production for the first category of non respondent was done by using information obtained from the value added growth. Other variables were estimated using the ratio relative to output obtained from respondents in the same ISIC. Estimation of variables for the second category of non-respondents was done by using ratio from respond establishment in the same 5-digit ISIC or 3-digit ISIC.

Comparability of the 2004 data with those of previous years was affected by the completeness of the survey frame, which is referred to as the Directory of Large and Medium Manufacturing Industry Establishments or simply the “Directory”. Firstly, CBS staffs matched other agencies' lists with the previous Directory. If non-matched establishments were found, CBS staffs had to go to the field and determine whether or not those establishments should be added to the Directory. Secondly, BPS staff had to submit brief reports on all establishments that did not fill out The Annual Survey questionnaire, and to state whether the establishment was still active or not. In general, the Directory Updating system could be shown as the following diagram.

Experience has shown that the procedure was effective. Field enumerators reported a large number of newly discovered or reopened establishments: 3,627 establishments in 1995 and 3,444 establishments in 1996

Updating Directory of Large and Medium Manufacturing Industry



1,854, 1,706 and 1,718 new or reopened establishments in 1997, 1998 and 1999 respectively; and only 1,253, 1,496, 1,003 and 1,033 in 2000, 2001, 2002 and 2003 respectively. In 2004 a large number newly discovered or reopened establishments 1,787 establishment. Enumerators also reported that a large number of previously active establishments were closed, become smaller or were temporarily inactive: 1426 establishments in 2004; 1,401 in 1995; 1,988 in 1996; 1,234 in 1997; 2,642 in 1998; 1,071 in 1999, 1,149 in 2000, 1,822 in 2001, 1,253 in 2002 and 1,855 in 2003. Thus the total number of establishments was : 21,551 in 1995; 22,997 in 1996; 22,386 in 1997; 21,243 in 1998, 22,070 in 1999, 22,174 in 2000, 21,396 in 2001, 21,146 in 2002, 20,324 in 2003 and finally 20,685 in 2004.

VIII. NOTE.

There are several industrial sub groups (5-digit ISIC) having less than 3 (three) establishments. The data for these establishments are not published. However, they are included in the higher aggregate (i.e. 3-digit, and 2-digit ISIC). These sub-groups are: 15139, 15142, 15145, 15149, 15317, 15318, 15324, 15329, 15422, 15423, 15494, 15510, 17115, 17213, 17215, 17231, 17294, 17304, 18202, 19113, 19122, 19129, 20292, 21013, 22301, 22302, 23100, 23201, 23202, 23204, 23205, 24113, 24117, 24121, 24129, 24211, 24233, 26119, 26122, 26123, 26203, 26209, 26319, 26412, 26413, 26422, 26609, 27320, 28931, 28996, 28997, 29111, 29199, 29212, 29222, 29224, 29261, 29270, 29292, 29301, 30001, 30003, 30004, 31502, 33112, 33121, 33122, 33202, 33203, 33204, 35112, 35115, 35201, 35301, 35302, 35990, 36911, 36914, 36992, 37100.

KODE KLASIFIKASI INDUSTRI - INDUSTRIAL CLASSIFICATION CODE
I. GOLONGAN POKOK - DIVISION

1. 15 Makanan dan minuman - *Food products and beverages*
2. 16 Tembakau - *Tobacco*
3. 17 Tekstil - *Textiles*
4. 18 Pakaian jadi - *Wearing apparel*
5. 19 Kulit dan barang dari kulit - *Tanning and dressing of leather*
6. 20 Kayu, barang dari kayu (tidak termasuk furnitur), dan barang-barang anyaman - *Wood and products of wood except furniture and plaiting materials*
7. 21 Kertas dan barang dari kertas - *Paper and paper products*
8. 22 Penerbitan, percetakan dan reproduksi media rekaman - *Publishing, printing and reproduction of recorded media*
9. 23 Batu bara, pengilangan minyak bumi, pengolahan gas bumi, barang-barang dari hasil pengilangan minyak bumi, dan bahan bakar nuklir - *Coal, refined petroleum products and nuclear fuel*
10. 24 Kimia dan barang-barang dari bahan kimia - *Chemicals and chemical products*
11. 25 Karet dan barang dari karet - *Rubber and plastics products*
12. 26 Barang galian bukan logam - *Other non-metallic mineral products*
13. 27 Logam dasar - *Basic metals*
14. 28 Barang-barang dari logam kecuali mesin dan peralatannya - *Fabricated metal products, except machinery and equipment*
15. 29 Mesin dan perlengkapannya - *Machinery and equipment n.e.c*
16. 30 Mesin dan peralatan kantor, akuntansi, dan pengolahan data - *office, accounting, and computing machinery*
17. 31 Mesin listrik lainnya dan perlengkapannya - *Electrical machinery and apparatus n.e.c*
18. 32 Radio, televisi, dan peralatan komunikasi, serta perlengkapannya - *Radio, television and communication equipment and apparatus*
19. 33 Peralatan kedokteran, alat-alat ukur, peralatan navigasi, peralatan optik, jam, dan lonceng - *Medical, precision and optical instruments, watches and clocks*
20. 34 Kendaraan bermotor - *Motor vehicles, trailers and semi-trailers*
21. 35 Alat angkutan, selain kendaraan bermotor roda empat atau lebih - *Other transport equipment*
22. 36 Furnitur dan industri pengolahan lainnya - *Furniture and manufacturing n.e.c*
23. 37 Daur ulang - *Recycling*

II. GOLONGAN - GROUP

1. 151 Pengolahan dan pengawetan daging, ikan, buah-buahan, sayuran, minyak dan lemak - *Processing and preserving of meat, fish, fruits, vegetables, cooking oil and fat*
2. 152 Susu dan makanan dari susu - *Milk and food made from milk*
3. 153 Penggilingan padi-padian, tepung, dan makana ternak - *Grain mill products, flour and animal feed*
4. 154 Makanan lainnya - *Other food*
5. 155 Minuman - *Beverages*
6. 160 Pengolahan tembakau - *Processed tobacco*
7. 171 Pemintalan, pertenunan, pengolahan akhir tekstil - *Spinning, weaving and finishing of textile*
8. 172 Barang jadi tekstil dan permadani - *Garments and carpets*
9. 173 Perajutan - *Knitting*
10. 174 Kapuk - *Kapok*
11. 181 Pakaian jadi, kecuali untuk pakaian jadi berbulu - *Wearing apparels, except wearing apparels made of fur*
12. 182 Pakaian jadi/barang jadi berbulu - *Wearing apparels made of fur*
13. 191 Kulit dan barang dari kulit - *Leather and goods made from leather*
14. 192 Alas kaki - *Footwear*
15. 201 Penggergajian dan pengawetan kayu - *Sawing and preserving of wood*
16. 202 Barang-barang dari kayu, dan barang-barang anyaman - *Goods made from wood and plaits*
17. 210 Kertas, barang dari kertas dan sejenisnya - *paper and paper products*
18. 221 Penerbitan - *Publishing*
19. 222 Percetakan dan kegiatan yang berkaitan dengan pencetakan - *Printing and activities related to printing*
20. 223 Reproduksi media rekaman - *Recording reproduction*
21. 231 Barang-barang dari batu bara - *Goods made from coal*
22. 232 Pengilangan minyak bumi, pengolahan gas bumi, dan barang-barang dari hasil pengilangan minyak bumi - *Oil and gas refinery and goods made from oil*
23. 233 Pengolahan bahan bakar nuklir - *Nuclear fuel*
24. 241 Bahan kimia industri - *Industrial chemicals*
25. 242 Barang-barang kimia lainnya - *Other chemicals*
26. 243 Serat buatan - *Synthetic fibres*
27. 251 Karet dan barang dari karet - *Rubber and goods made from rubber*
28. 252 Barang dari plastik - *Plastic products*
29. 261 Gelas dan barang dari gelas - *Glass and goods made from glass*
30. 262 Barang-barang dari porselin - *Goods made from porcelain*
31. 263 Pengolahan tanah liat - *Clay products*
32. 264 Semen, kapur dan gips - *Cements, lime plaster and gips*
33. 265 Barang-barang dari batu - *Goods made from stones*
34. 266 Barang-barang dari asbes - *Goods made from asbestos*

35. 269 Barang-barang galian bukan logam lainnya - *Other non metallic mineral products*
36. 271 Logam dasar besi dan baja - *Basic iron and steel*
37. 272 Logam dasar bukan besi - *Basic metals excepts iron and steel*
38. 273 Pengecoran logam - *Metal smelting*
39. 281 Barang-barang logam siap pasang untuk bangunan, pembuatan tangki, dan generator uap - *Fabricated structural metal products, tanks and pressure vessels*
40. 289 Barang logam lainnya, dan kegiatan jasa pembuatan barang-barang dari logam - *Other metal products and services of metallic products processing*
41. 291 Mesin-mesin umum - *General purpose machineries*
42. 292 Mesin-mesin untuk keperluan khusus - *Special purpose machineries*
43. 300 Mesin dan peralatan kantor, akuntansi, dan pengolahan data - *Office accounting and data processing machineries and equipments*
44. 311 Motor listrik, generator, dan transformator - *Electrical motor, generator and transformer*
45. 312 Peralatan pengontrol dan pendistribusian listrik - *Electrical control and distribution equipments*
46. 313 Kabel listrik dan telepon - *Electrical cables and telephone*
47. 314 Akumulator listrik dan batu baterai - *Electrical accumulator and battery*
48. 315 Bola lampu pijar dan lampu penerangan - *Bulb, spotlight and others lighting*
49. 319 Peralatan listrik yang tidak termasuk dalam kelompok manapun - *Other electrical equipments*
50. 321 Tabung dan katup elektronik dan komponen elektronik lainnya - *Electronic tube and valve and other electronic components*
51. 322 Alat komunikasi - *Communication equipment*
52. 323 Radio, televisi, alat-alat rekaman suara dan gambar, dan sejenisnya - *Radio, television, sound and picture recordings and other similar activities*
53. 331 Peralatan kedokteran, dan peralatan untuk mengukur, memeriksa, menguji, dan bagian lainnya, kecuali alat-alat optik - *Medical, measuring, testing, and other equipments except optical equipments*
54. 332 Instrumen optik dan peralatan fotografi - *Optical and photographic equipments*
55. 333 Jam, lonceng, dan sejenisnya - *Clocks, watches and other similar products*
56. 341 Kendaraan bermotor roda empat atau lebih - *Motor vehicles*
57. 342 karoseri kendaraan bermotor roda empat atau lebih - *Motor vehicles bodies*
58. 343 Perlengkapan dan komponen kendaraan bermotor roda empat atau lebih - *Equipments and components of motor vehicles*
59. 351 Pembuatan dan perbaikan kapal dan perahu - *Construction and repair of ships and boats*
60. 352 Kerata api - *Train*
61. 353 Pesawat terbang - *Aeroplane*
62. 359 Alat angkut lainnya - *Other transport equipments*
63. 361 Furnitur - *Furniture*
64. 369 Pengolahan lainnya - *Other processing*
65. 371 Daur ulang barang-barang logam - *Recycling of metals*
66. 372 Daur ulang barang-barang bukan logam - *Recycling of goods other than metal*

III. KELOMPOK - SUB CLASS

1. 15111 Pemotongan hewan - *Slaughtering*
2. 15112 Pengolahan dan pengawetan daging - *Processing and preserving of meat*
3. 15121 Pengalengan ikan dan biota perairan lainnya - *Canned fish and other similiar products*
4. 15122 Penggaraman/pengeringan ikan dan biota perairan lainnya - *Salted/dried fish and other similar products*
5. 15123 Pengasapan ikan dan biota perairan lainnya - *Smoked fish and other similar products*
6. 15124 Pembekuan ikan dan biota perairan lainnya - *Frozen fish and other similar products*
7. 15125 Pemindangan ikan dan biota perairan lainnya - *Processed fish and other similar products*
8. 15129 Pengolahan dan pengawetan ikan & biota perairan lainnya - *Other manufacturing and preserving of fish and its similar products*
9. 15131 Pengalengan buah-buahan & sayuran - *Canned fruits and vegetables*
10. 15132 Pengasinan/pemanisan buah-buahan & sayuran - *Salted and sweetened fruits and vegetables*
11. 15133 Pelumatan buah-buahan dan sayuran - *Pulverized fruits and vegetables*
12. 15134 Pengeringan buah-buahan dan sayuran - *Dried fruits and vegetables*
13. 15139 Pengolahan dan pengawetan lainnya untuk buah-buahan dan sayuran - *Other processing and preserving of fruits and vegetables*
14. 15141 Minyak kasar (minyak makan) dari nabati dan hewani - *Crude vegetable and animal cooking oil*
15. 15142 Margarine - *Margarine*
16. 15143 Minyak goreng dari minyak kelapa - *Cooking oil made of coconut oil*
17. 15144 Minyak goreng dari minyak kelapa sawit - *Cooking oil made of palm oil*
18. 15145 Minyak goreng lainnya dari nabati dan hewani - *Cooking oil made of vegetables and animal oils*
19. 15149 Minyak makan dan lemak lainnya dari nabati dan hewani - *Other cooking oil and fat made of vegetables and animal*
20. 15211 Susu - *Powdered, condensed and preserved milk*
- 15212 Makanan dari susu - *Food primarily made of milk*
21. 15213 Es krim - *Ice cream*
22. 15311 Penggilingan padi dan penyosohan beras - *Rice milling and husking*
23. 15312 Penggilingan dan pembersihan padi-padian lainnya - *Other grain mill products*
24. 15313 Pengupasan dan pembersihan kopi - *Peeling and cleaning of coffee*
25. 15314 Pengupasan, pembersihan dan pengeringan cokelat - *Peeling, cleaning and drying of cacao*
26. 15315 Pengupasan dan pembersihan biji-bijian selain kopi dan cokelat - *Peeling and cleaning of seed other than coffee and cacao*
27. 15316 Pengupasan & pembersihan kacangkacangan - *Peeling and cleaning of nuts*
28. 15317 Pengupasan dan pembersihan umbi-umbian (termasuk rizoma) - *Peeling and cleaning of roots*

29. 15318 Kopra - *Kopra*
30. 15321 Tepung terigu - *Wheat flour*
31. 15322 Tepung dari bahan nabati lainnya - *All kinds of flour made of other grains and roots*
32. 15323 Pati ubi kayu - *Tapioca*
33. 15324 Berbagai macam pati palma - *Sago*
34. 15329 Pati lainnya - *Starch not elsewhere classified*
35. 15331 Ransum pakan ternak/ ikan - *Prepared animal feeds*
36. 15332 Konsentrat pakan ternak/ ikan - *Concentrate animal feeds*
37. 15410 Roti dan sejenisnya - *Bakery products*
38. 15421 Gula pasir - *Granulated sugar*
39. 15422 Gula merah - *Brown sugar*
40. 15423 Gula lainnya - *Other kinds of sugar*
41. 15424 Sirop - *Syrup*
42. 15429 Pengolahan gula lainnya selain sirop - *Other sugar processing except syrup*
43. 15431 Bubuk coklat - *Chocolate powder*
44. 15432 Makanan dari coklat & kembang gula - *Food made of chocolate and sugar confectionery*
45. 15440 Makaroni, mie, spaghetti, bihun, so'un dan sejenisnya - *Macaroni, spaghetti, noodle and the like*
46. 15491 Pengolahan teh dan kopi - *Processed of tea and coffee*
47. 15492 Es - *Ice cube*
48. 15493 Kecap - *Soya sauce*
49. 15494 Tempe - *Tempe*
50. 15495 Makanan dari kedele dan kacang-kacangan lainnya selain kecap dan tempe - *Other food made of soya bean/ other nuts*
51. 15496 Kerupuk dan sejenisnya - *All kinds of chip and similar to chips (emping, ceriping, karak, etc)*
52. 15497 Bumbu masak dan penyedap masakan - *Prepared food spices and food seasoning*
53. 15498 Kue-kue basah - *Cake, pastry and similar products*
54. 15499 Makanan yang belum termasuk kelompok manapun - *Other food products*
55. 15510 Minuman keras - *Liquors*
56. 15520 Anggur dan sejenisnya - *Wines and its similar products*
57. 15530 Malt dan minuman yang mengandung malt - *Malt liquors and malt*
58. 15540 Minuman ringan - *Soft drink*
59. 16001 Pengeringan dan pengolahan tembakau dan bumbu rokok - *Dried tobacco and processed tobacco*
60. 16002 Rokok kretek - *Clove cigarettes*
61. 16003 Rokok putih - *Cigarettes*
62. 16004 Rokok lainnya - *Other type of cigarettes (cerutu, kelembak menyan)*
63. 16009 Hasil lainnya dari tembakau, bumbu rokok dan klobot/ kawung - *Other tobacco products (tobacco flavour, etc)*
64. 17111 Persiapan serat tekstil - *Preparation of textile fiber*

65. 17112 Pemintalan benang - *Spinning mills*
66. 17113 Pemintalan benang jahit - *Threads*
67. 17114 Pertenunan (kecuali pertenunan karung goni dan karung lainnya) - *Weaving mills except gunny and other sacks*
68. 17115 Kain tenun ikat - *Ikat weaving*
69. 17121 Penyempurnaan benang - *Finished yarn*
70. 17122 Penyempurnaan kain - *Finished textiles*
71. 17123 Pencetakan kain - *Printed textiles*
72. 17124 Batik - *Batik*
73. 17211 Barang jadi tekstil, kecuali untuk pakaian jadi - *Madeup textile article except wearing apparels*
74. 17212 Barang jadi tekstil untuk keperluan kesehatan - *Made up textile for health purposes*
75. 17213 Tekstil jadi untuk keperluan Kosmetika - *Textile for cosmetic purposes*
76. 17214 Karung goni - *Gunny bags*
77. 17215 Bagor dan karung lainnya - *Other sacks*
78. 17220 Permadani (babut) - *Carpets and rugs*
79. 17231 Tali - *Rope, twine*
80. 17232 Barang-barang dari tali - *Goods made of rope or twine*
81. 17291 Kain pita - *Narrow fabric*
82. 17292 Kain keperluan industri - *Textile for industrial purposes*
83. 17293 Bordir / sulaman - *Embroidery*
84. 17294 Non woven
85. 17295 Kain ban
86. 17299 Tekstil yang tidak diklasifikasikan di tempat lain - *Other textile n.e.c*
87. 17301 Kain rajut - *Knited textile*
88. 17302 Pakaian jadi rajutan - *Knit wear*
89. 17303 Rajutan kaos kaki - *Knited sock*
90. 17304 Barang jadi rajutan - *Other knited materials*
91. 17400 Kapuk - *Kapok*
92. 18101 Pakaian jadi dari tekstil - *Wearing apparel made of textile (garments)*
93. 18102 Pakaian jadi lainnya dari tekstil - *Other wearing apparel made of textile*
94. 18103 Pakaian jadi dari kulit - *Wearing apparel made of leather*
95. 18104 Pakaian jadi lainnya dari kulit - *Other wearing apparel made of leather*
96. 18201 Bulu tiruan - *Fur imitation*
97. 18202 Pakaian jadi/barang jadi berbulu dan atau asesoris - *Furs*
98. 18203 Pencelupan bulu - *Fur bleaching*
99. 19111 Pengawetan kulit - *Preserved leather*
100. 19112 Penyamakan kulit - *Leather tanneries*
101. 19113 Kulit buatan/imitasi - *imitation leathers*
102. 19121 Barang dari kulit dan kulit buatan untuk keperluan pribadi - *Products of leather and substitutes for personal use*
103. 19122 Barang dari kulit dan kulit buatan untuk keperluan teknik/industri - *Products of leather and substitutes for technical / industrial purposes*
104. 19123 Barang dari kulit dan kulit buatan untuk keperluan hewan - *Products of leather substitutes for animal use*

105. 19129 Barang dari kulit dan kulit buatan untuk keperluan lainnya - *Leather and leather substitutes n.e.c*
106. 19201 Alas kaki untuk keperluan sehari-hari - *Footwear for daily use*
107. 19202 Sepatu olah raga - *Sport shoes*
108. 19203 Sepatu teknik lapangan/keperluan industri - *Shoes for industrial purposes*
109. 19209 Alas kaki lainnya - *Footwear n.e.c*
110. 20101 Penggajian kayu - *Sawmills*
111. 20102 Pengawetan kayu - *Preserved wood*
112. 20103 Pengawetan rotan, bambu, dan sejenisnya - *Preserved rattan, bamboo and the like*
113. 20104 Pengolahan rotan - *Processed rattan*
114. 20211 Kayu lapis - *Plywood*
115. 20212 Kayu lapis laminasi, termasuk decorative plywood - *Laminated board including decorative plywood*
116. 20213 Panel kayu lainnya - *Other wood panels*
117. 20214 Veneer - *Veneer*
118. 20220 Molding & komponen bahan bangunan - *Molding and building components*
119. 20230 Peti kemas dari kayu kecuali peti mati - *Woods containers except coffin*
120. 20291 Anyamanyaman dari rotan dan bambu - *Plaits made of rattan and bamboo*
121. 20292 Anyamanyaman dari tanaman selain rotan dan bambu - *Plaits from plants except rattan and bamboo*
122. 20293 Kerajinan ukirukiran dari kayu kecuali furnitur - *Wood carving except furniture*
123. 20294 Alat-alat dapur dari kayu, rotan dan bambu - *Kitchen utensils made of wood, rattan and bamboo*
124. 20299 Barang dari kayu, rotan, gabus yang belum tercakup sebelumnya - *Other goods made of wood, rattan, cork and bamboo*
125. 21011 Bubur kertas (pulp) - *Pulp*
126. 21012 Kertas budaya - *Cultural papers*
127. 21013 Kertas berharga - *Precious paper*
128. 21014 Kertas khusus - *Special paper*
129. 21015 Kertas industri - *Industrial papers*
130. 21016 Kertas tissue - *Tissues paper*
131. 21019 Kertas lainnya - *Paper n.e.c*
132. 21020 Kemasan dan kotak dari kertas dan karton - *Boxes made of paper and cardboard*
133. 21090 Barang dari kertas dan Karton yang tidak termasuk dalam sub golongan manapun *Paper products n.e.c*
134. 22110 Penerbitan buku, brosur, buku musik dan publikasi lainnya - *Publishing book, brochure, music book and other publication*
135. 22120 Penerbitan surat kabar, jurnal, dan majalah - *Publishing news papper, journal and magazine*
136. 22130 Penerbitan dalam media rekaman - *Publishing on recorded media*
137. 22190 Penerbitan lainnya - *Other publishing*

138. 22210 Percetakan - *Printing*
139. 22220 Jasa penunjang percetakan - *Supporting service for printing industries*
140. 22301 Reproduksi rekaman - *Reproduction of recorded media*
141. 22302 Reproduksi film dan video - *Reproduction of film and video*
142. 23100 Barang-barang dari batu bara - *Products of coal*
143. 23201 Pemurnian & pengilangan minyak bumi - *Petroleum refineries*
144. 23202 Pemurnian dan pengilangan gas bumi - *Natural gas refineries*
145. 23203 Barang-barang dari hasil kilang minyak bumi - *Products of petroleum refineries*
146. 23204 Pembuatan minyak pelumas - *Lubricating oil*
147. 23205 Pengolahan kembali minyak pelumas bekas - *Processed lubricant oil*
148. 23300 Pengolahan bahan bakar nuklir - *Processing of nuclear fuel*
149. 24111 Kimia dasar anorganik khlor dan alkali - *Basic inorganic chemicals chloride and alkali*
150. 24112 Kimia dasar anorganik gas industri - *Basic inorganic chemicals industrial gas*
151. 24113 Kimia dasar anorganik pigment - *Basic inorganic chemicals pigment*
152. 24114 Kimia dasar anorganik yang tidak diklasifikasikan di tempat lain - *Basic inorganic chemicals n.e.c*
153. 24115 Kimia dasar organik, yang bersumber dari hasil pertanian - *Basic organic chemical of vegetables or animal origin*
154. 24116 Kimia dasar organik, bahan baku zat warna dan pigmen, zat warna dan pigmen - *Coloring material, coloring and pigment/and pigment*
155. 24117 Kimia dasar organik yg bersumber dari minyak bumi, gas bumi & batu bara - *Basic organic chemicals from crude oil, natural gas and coal*
156. 24118 Kimia dasar organik yg menghasilkan bahan kimia khusus - *Basic organic chemicals resulting special chemicals*
157. 24119 Kimia dasar organik yang tidak termasuk golongan manapun - *Basic chemicals n.e.c*
158. 24121 Pupuk alam/non sintetis - *Manufacture natural fertilizer / non syntethic*
159. 24122 Pupuk buatan tunggal - *Straight fertilizers*
160. 24123 Pupuk buatan, majemuk dan campuran - *Mixed, compound and complex fertilizers*
161. 24129 Pupuk lainnya - *Other fertilizers*
162. 24131 Damar buatan (resin sintetis) dan bahan plastik - *Synthetic resins*
163. 24132 Karet buatan - *Synthetic rubber*
164. 24211 bahan baku pemberantas hama (bahan aktif) - *Pesticides raw materials*
165. 24212 Pemberantas hama (formulasi) - *Pesticides*
166. 24213 Zat pengatur tumbuh - *Plantation generating chemicals*
167. 24220 Cat, pernis dan lak - *Paints, varnishes and lacquers*
168. 24231 Bahan farmasi - *Pharmaceutical preparation*
169. 24232 Farmasi - *Drugs and medicines*
170. 24233 Simplisia (bahan jamu) - *Herbal medicine preparation*
171. 24234 Jamu - *Herbal medicine*
172. 24241 Sabun dan bahan pembersih keperluan rumah tangga termasuk pasta gigi - *Soap and cleaning preparations, including tooth paste*
173. 24242 Kosmetik - *Cosmetics*

174.	24291	Perekat / lem - <i>Adhesive</i>
175.	24292	Bahan peledak - <i>Explosives and ammunition</i>
176.	24293	Tinta - <i>Ink</i>
177.	24294	Minyak atsiri - <i>Essential oil</i>
178.	24295	Korek api - <i>Matches</i>
179.	24299	Bahan kimia & barang kimia lainnya - <i>Chemicals n.e.c</i>
180.	24301	Serat / benang filamen buatan - <i>Artificial filamen fibre</i>
181.	24302	Serat stapel buatan - <i>Artificial staple fibre</i>
182.	25111	Ban luar dan ban dalam - <i>Tire and inner tubes</i>
183.	25112	Vulkanisir ban - <i>Vulcanized tire</i>
184.	25121	Pengasapan karet - <i>Smoked rubber</i>
185.	25122	Remilling karet - <i>Remilled rubber</i>
186.	25123	Karet remah (crumb rubber) - <i>Crumb rubber</i>
187.	25191	Barang-barang dari karet untuk keperluan rumah tangga - <i>Products of rubber for household purposes</i>
188.	25192	Barang-barang dari karet untuk keperluan industri - <i>Products of rubber for industrial purposes .</i>
189.	25199	Barang-barang dari karet yang belum termasuk 25591 dan 25592 - <i>Products of rubber n.e.c</i>
190.	25201	Pipa dan slang dari plastik - <i>Pipes and hose made of plastics</i>
191.	25202	Barang plastik lembaran - <i>Plastic sheets</i>
192.	25203	Media rekam dari plastik - <i>Plastic records</i>
193.	25204	Perlengkapan dan peralatan rumah tangga (tidak termasuk furnitur) - <i>Household ware (excluding furniture)</i>
194.	25205	Kemasan dari plastik - <i>Plastics bags, containers</i>
195.	25206	Barang-barang dan peralatan teknik/dari plastik - <i>Products of plastics for technical/industrial purposes</i>
196.	25209	Barang-barang plastik lainnya - <i>Plastic products n.e.c</i>
197.	26111	Kaca lembaran - <i>Sheet glass</i>
198.	26112	Kaca pengaman - <i>Safety glass</i>
199.	26119	Kaca lainnya - <i>Other glass</i>
200.	26121	Perlengkapan dan peralatan rumah tangga dari gelas - <i>Glass products for household purposes</i>
201.	26122	Alat-alat laboratorium, farmasi dan kesehatan dari gelas - <i>Glass products for laboratory, pharmacy and medical equipments</i>
202.	26123	Barang gelas untuk keperluan sampul - <i>Glass tubes</i>
203.	26124	Kemasan dari gelas - <i>Glass containers</i>
204.	26129	Barang-barang lainnya dari gelas - <i>Glass n.e.c</i>
205.	26201	Perlengkapan rumah tangga dari porselin - <i>Household wares made of porcelain</i>
206.	26202	Bahan bangunan dari porselin - <i>Structural materials made of porcelain</i>
207.	26203	Alat laboratorium dan alat listrik/teknik dari porselin - <i>Laboratory, electricity/technical wares made of porcelain</i>
208.	26209	Barang-barang lainnya dari porselin - <i>Other products of porcelain n.e.c</i>
209.	26311	Bata tahan api dan sejenisnya - <i>Refractory bricks and the like</i>

210.	26319	Barang-barang tahan api dari tanah liat/keramik lainnya - <i>Other unflameable clay products</i>
211.	26321	Barang dari tanah liat untuk keperluan rumah tangga - <i>Household wares made of clay</i>
212.	26322	Batu bata dari tanah liat - <i>Clay bricks</i>
213.	26323	Genteng dari tanah liat - <i>Clay tiles</i>
214.	26324	Bahan bangunan dari tanah liat selain batu bata dan genteng - <i>Structural clay product other than brick and tiles</i>
215.	26329	Barang lainnya dari tanah liat - <i>Other clay product n.e.c</i>
216.	26411	Semen - <i>Cement</i>
217.	26412	Kapur - <i>Lime plaster</i>
218.	26413	Gips - <i>Gips</i>
219.	26421	Barang-barang dari semen - <i>Other products of cement n.e.c</i>
220.	26422	Barang-barang dari kapur - <i>Other products of lime plaster</i>
221.	26423	Barang-barang dari semen dan kapur untuk konstruksi - <i>Other products of cement and lime plaster for constructions</i>
222.	26429	Barang-barang dari semen dan kapur lainnya - <i>Other products of cemen and lime plaster n.e.c</i>
223.	26501	Barang dari marmer dan granit untuk keperluan rumahtangga dan pajangan - <i>Household ware made of marble and granite</i>
224.	26502	Barang dari marmer dan granit untuk keperluan bahan bangunan - <i>Structural material made of marble and granite</i>
225.	26503	Barang dari batu untuk keperluan rumah tangga dan pajangan - <i>Household wares, made of stone</i>
226.	26509	Barang dari marmer, granit dan batu lainnya - <i>Other marble and granite product</i>
227.	26601	Barang dari asbes untuk keperluan bahan bangunan - <i>Structural asbestos products</i>
228.	26602	Barang dari asbes untuk keperluan industri - <i>Asbestos products for industry</i>
229.	26609	Barang-barang dari asbes lainnya - <i>Products of asbestos n.e.c</i>
230.	26900	Barang galian bukan logam lainnya - <i>Non metallic mineral products n.e.c</i>
231.	27101	Besi dan baja dasar (iron and steel making) - <i>Iron and steel basic industries</i>
232.	27102	Penggilingan baja (steel rolling) - <i>Steel rolling industry</i>
233.	27103	Pipa dan sambungan pipa dari baja dan besi - <i>Metal pipe and pipe fitting</i>
234.	27201	Pembuatan logam dasar bukan besi - <i>Non ferrous metal basic industries</i>
235.	27202	Penggilingan logam bukan besi - <i>Non ferrous metal rolling industry</i>
236.	27203	Ekstrusi logam bukan besi - <i>Non ferrous metal extrusion industry</i>
237.	27204	Pipa dan sambungan pipa dari logam bukan besi dan baja - <i>Pipes non ferro metal</i>
238.	27310	Pengecoran besi dan baja - <i>Iron and steel smelting industry</i>
239.	27320	Pengecoran logam bukan besi - <i>Non ferrous metal smelting industry</i>
240.	28111	Barang-barang dari logam bukan aluminium siap pasang untuk bangunan - <i>Fabricated structural metal products other than aluminium</i>
241.	28112	Barang-barang dari logam aluminium siap pasang untuk bangunan - <i>Fabricated structural aluminium products</i>

242.	28113	Konstruksi berat siap pasang dari baja untuk bangunan - <i>Fabricated structural steel products</i>
243.	28119	Barang-barang dari logam siap pasang untuk konstruksi lainnya - <i>Fabricated metal products n.e.c</i>
244.	28120	Bejana tekan, dan tangki dari logam - <i>Pressure vessel and steel tank</i>
245.	28910	Penempaan, pengepresan, dan penggulangan logam - <i>Forging, pressing, stamping, and roll forming of metal</i>
246.	28920	Jasa industri untuk pekerjaan logam dan barang dari logam - <i>Supporting services for processing of metal</i>
247.	28931	Alat pertanian dari logam - <i>Agricultural tools made of steel</i>
248.	28932	Alat pertukangan dari logam - <i>Hand tools made of steel</i>
249.	28933	Alat pemotong dan alat-alat lain yang digunakan dalam rumah tangga - <i>Cutlery and other household tools</i>
250.	28939	Peralatan lainnya dari logam - <i>Other tools made of metal</i>
251.	28991	Alat-alat dapur - <i>Kitchen ware</i>
252.	28992	Peralatan kantor dari logam, tidak termasuk furnitur - <i>Fixture made of metal, excluding furniture</i>
253.	28993	Paku, mur dan baut - <i>Nail, screw and bolts</i>
254.	28994	Macam-macam wadah dari logam - <i>All kind of metal containers</i>
255.	28995	Kawat logam dan barang-barang dari kawat - <i>Wire and products made of wire</i>
256.	28996	Pembuatan profil - <i>Profile</i>
257.	28997	Lampu dari logam - <i>Metal lamp</i>
258.	28999	Barang logam lainnya - <i>Products of metal n.e.c</i>
259.	29111	Mesin uap, turbin dan kincir - <i>Steam engine, turbine and windmill</i>
260.	29112	Motor pembakaran dalam - <i>Internal combustion engine</i>
261.	29113	Komponen dan suku cadang motor penggerak mula - <i>Components and parts of prime movers</i>
262.	29114	Jasa penunjang motor penggerak mula - <i>Alteration and repair prime mover</i>
263.	29120	Pompa dan kompresor - <i>Pump and compressor</i>
264.	29130	Transmisi mekanik - <i>Mechanical power transmission equipment</i>
265.	29141	Tungku dan alat pemanas tidak menggunakan arus listrik (bukan untuk keperluan rumah tangga) - <i>Non electrical stove and heater for comercial purpose</i>
266.	29142	Tungku, oven, dan alat pemanas yang menggunakan arus listrik - <i>Stove, oven and heater</i>
267.	29150	Alat pengangkat dan alat pemindah - <i>Lifting and moving machineries</i>
268.	29191	Mesin untuk pembungkus, pembotolan, dan pengalengan - <i>Packing, bottling, and canning machine</i>
269.	29192	Mesin timbangan - <i>Weighing machine</i>
270.	29193	Mesin pendingin bukan untuk keperluan rumah tangga - <i>Refrigerating machine for comercial purposes</i>
271.	29199	Mesin-mesin umum lainnya - <i>Other general purpose machine</i>
272.	29211	Mesin pertanian dan kehutanan - <i>Agricultured and forestry machine</i>
273.	29212	Jasa penunjang Industri Mesin Pertanian dan Kehutanan - <i>Supporting services for agriculture and forestry machineries industry</i>

274.	29221	Mesin perkakas untuk pengolahan/pengerjaan logam - <i>Machine tools for metal working</i>
275.	29222	Mesin perkakas untuk pengolahan/pengerjaan kayu - <i>Machine tools for wood working</i>
276.	29223	Mesin perkakas untuk pengolahan/pengerjaan material selain logam dan kayu - <i>Machine tools for other than metal and wood working</i>
277.	29224	Mesin perkakas untuk pengelasan yang menggunakan arus listrik - <i>Electric welding machine tools</i>
278.	29230	Mesin-mesin metalurgi - <i>machinery for metalurgy</i>
279.	29240	Mesinmesin untuk pertambangan, penggalian dan konstruksi - <i>Machine for minning, quorrying, and construction</i>
280.	29250	Mesin untuk pengolahan makanan, minuman dan tembakau - <i>Machineri for food, beverages, and tobacco processing</i>
281.	29261	Kabinet mesin jahit - <i>Sewing cabinet</i>
282.	29262	Mesin jahit, mesin cuci, dan mesin pengering - <i>Sewing, washing and drying machine</i>
283.	29263	Mesin tekstil - <i>Textile machineries</i>
284.	29264	Jarum jahit dan jarum rajut - <i>Sewing machine needles</i>
285.	29270	Senjata dan amunisi - <i>Guns and ammunitions</i>
286.	29291	Mesin percetakan - <i>Printing machineries</i>
287.	29292	Mesin-mesin pabrik kertas - <i>Machine for pulp and paper industry</i>
288.	29299	Mesin-mesin khusus lainnya - <i>Other special purpose machinery</i>
289.	29301	Kompas, alat-alat pemanas dan alat pemanas ruangan tanpa arus listrik - <i>Non electric stove cooking range and space heater</i>
290.	29302	Peralatan rumah tangga dengan menggunakan arus listrik - <i>Household with electronical appliances</i>
291.	29309	Alat-alat listrik lainnya untuk keperluan rumah tangga - <i>Other household electronical appliances</i>
292.	30001	Mesin kantor dan akuntansi manual - <i>Manual office, computing and accounting machineries</i>
293.	30002	Mesin kantor dan akuntansi elektrik - <i>Electrical office, computing and accounting machineries</i>
294.	30003	Mesin kantor, komputasi & akuntansi elektronik - <i>Electronic office, computing and accounting machineries</i>
295.	30004	Mesin foto copy - <i>Foto copy machineries</i>
296.	31101	Motor listrik - <i>Electric motors</i>
297.	31102	Mesin pembangkit listrik - <i>Electric generators</i>
298.	31103	Pengubah tegangan, pengubah arus & pengontrol tegangan - <i>Transformer, rectifier and voltage stabilizers</i>
299.	31201	Panel listrik dan switch gear - <i>Electric panel and switch gear</i>
300.	31202	Peralatan pengontrol arus listrik - <i>Electric control apparatus</i>
301.	31300	Kabel listrik dan telepon - <i>Electric and telephone cables</i>
302.	31401	Batu baterai kering (batu baterai primer) - <i>Dry cell batteries</i>
303.	31402	Akumulator listrik (batu baterai sekunder) - <i>Electrical accumulator</i>
304.	31501	Bola lampu pijar, lampu penerangan terpusat dan lampu ultra violet - <i>Bulb, spot light and ultra violet lamps</i>
305.	31502	Lampu tabung gas (lampu pembuang muatan listrik) - <i>Tube gas lamp</i>

306.	31509	Komponen lampu listrik - <i>Electric lamp components</i>
307.	31900	Peralatan listrik yang tidak termasuk dalam golongan manapun - <i>Other electrical apparatus and components</i>
308.	32100	Tabung dan katup elektronik dan komponen elektronik - <i>Electronic valve and tube and other electronic component</i>
309.	32200	Alat komunikasi - <i>Communication equipments</i>
310.	32300	Radio, TV, alat-alat rekaman suara dan gambar, dan sejenisnya - <i>Radio and TV reciver, sound and video recording and accosiates goods</i>
311.	33111	Perabot untuk operasi, perawatan, dan kedokteran gigi - <i>Instrument and appliance for surgical, therapy, and dental practice</i>
312.	33112	Peralatan sinar X, perlengkapan dan sejenisnya - <i>X ray</i>
313.	33113	Peralatan kedokteran dan kedokteran gigi, perlengkapan orthopaedic dan prosthetic - <i>Medical, dental orthopaedic appliance</i>
314.	33119	Peralatan kedokteran, dan perlengkapan orthopaedic lainnya - <i>Other medical, dental orthopaedic appliance</i>
315.	33121	Peralatan pengukuran, pengatur dan pengujian manual - <i>Non electric instrument and appliance for measuring,navigating and testing</i>
316.	33122	Pengukuran, pengatur dan pengujian elektrik - <i>Elektrcal instrument and appliance for measuring, navigating and testing</i>
317.	33123	Pengukuran, pengatur dan pengujian elektronik - <i>Electronic instrument and appliance for measuring,navigating and testing</i>
318.	33130	Peralatan pengujian dalam proses industri - <i>Industrial process control equipment</i>
319.	33201	Kaca mata - <i>eyeglass lens and frames</i>
320.	33202	Teropong dan alat optik - <i>Binoculars and optical goods</i>
321.	33203	Kamera photography - <i>Pothographic cameras</i>
322.	33204	Kamera cinematografi, proyektor dan perlengkapannya - <i>Cinematographic camera, projector and equipments</i>
323.	33300	Jam, lonceng, dan sejenisnya - <i>Watches and clocks</i>
324.	34100	Kendaraan bermotor roda empat atau lebih - <i>Motor vehicles</i>
325.	34200	Karoseri kendaraan bermotor roda 4 atau lebih - <i>Motor vehicle bodies</i>
326.	34300	Perlengkapan dan komponen kendaraan roda 4 atau lebih - <i>Motor vehicle component and apparatus</i>
327.	35111	Kapal/perahu - <i>Ships / boats</i>
328.	35112	Peralatan dan perlengkapan kapal - <i>Ship parts and equipments</i>
329.	35113	Jasa perbaikan kapal - <i>Alteration and repair of ships</i>
330.	35114	Pemotongan kapal - <i>Ship breaking</i>
331.	35115	Bangunan lepas pantai - <i>Shore construction equipments</i>
332.	35120	Pembuatan dan Pemeliharaan Perahu Pesiar, Rekreasi dan Olah Raga - <i>Building and repairs of pleasure and sport boats</i>
333.	35201	Kereta api, bagianbagian dan perlengkapannya - <i>Railroad equipments</i>
334.	35202	Jasa penunjang kereta api - <i>Alteration and repair of train</i>
335.	35301	Pesawat terbang dan perlengkapannya - <i>Aircraft and components</i>
336.	35302	Jasa perbaikan & perawatan pesawat terbang - <i>Alteration and repair of aeroplanes</i>
337.	35911	Sepeda motor dan sejenisnya - <i>Motorcycles</i>

338.	35912	Komponen dan perlengkapan sepeda motor dan sejenisnya - <i>Motorcycle component and apparatus</i>
339.	35921	Sepeda dan becak - <i>Bicycle and tricycles</i>
340.	35922	Perlengkapan sepeda dan becak - <i>Bicycle and tricycles components</i>
341.	35990	Alat angkut yang belum termasuk dalam kelompok manapun - <i>Other transport equipments n.e.c</i>
342.	36101	Furniture dari kayu - <i>Wood furniture</i>
343.	36102	Furniture dari rotan, dan atau bambu - <i>Rattan and / or bamboo furniture</i>
344.	36103	Furniture dari plastik - <i>Plastic furniture</i>
345.	36104	Furniture dari logam - <i>Metal furniture</i>
346.	36109	Furniture yang belum tercakup dalam kelompok 36101 hingga 36104 - <i>Other furniture that not include in 36101 until 36104</i>
347.	36911	Permata - <i>Jewelry</i>
348.	36912	Barang perhiasan berharga untuk keperluan pribadi dari logam mulia - <i>Personal adornment made of precious metal</i>
349.	36913	Barang perhiasan berharga bukan untuk keperluan pribadi dari logam mulia - <i>Non personal adornment made of precious metal</i>
350.	36914	Barang untuk keperluan teknik dan atau laboratorium dari logam mulia - <i>Technical or laboratory articles of precious metal</i>
351.	36915	Barang perhiasan bukan untuk keperluan pribadi bukan dari logam mulia - <i>Non personal adornment made of non precious metal</i>
352.	36921	Alat musik tradisional - <i>Traditional musical instruments</i>
353.	36922	Alat musik non tradisional - <i>Non traditional musical instruments</i>
354.	36930	Alat-alat olah raga - <i>Sporting and athletics goods</i>
355.	36941	Alat permainan - <i>Toys</i>
356.	36942	Mainan - <i>Toys</i>
357.	36991	Alat-alat tulis dan gambar termasuk perlengkapannya - <i>Writing and drawing articles</i>
358.	36992	Pita mesin tulis/gambar - <i>Typewriter ribbon</i>
359.	36993	Kerajinan yang tidak termasuk golongan manapun - <i>Artist's materials n.e.c</i>
360.	36999	Pengolahan lain yang belum tergolong dimanapun - <i>Other manufacturing industries n.e.c</i>
361.	37100	Daur ulang barang-barang logam - <i>Recycling of metal waste and scrap</i>
362.	37200	Daur ulang barang-barang bukan logam - <i>Recycling of non metal waste and scrap</i>

Tabel : 1. Jumlah perusahaan menurut status penanaman modal dan kode industri, 2004
Table : 1. *Number of establishments by investment facility status and industrial code, 2004*

Kode Industri <i>Industrial Code</i>	PMDN <i>Domestic Investment</i>	PMA <i>Foreign Investment</i>	Lainnya <i>Others</i>	Jumlah <i>Total</i>
15111	5	1	4	10
	2	1	1	4
15112	7	2	17	26
	5	2	5	12
15121	7	7	21	35
	7	7	18	32
15122	11	2	134	147
	2	1	12	15
15123	2	-	4	6
	2	-	-	2
15124	54	25	136	215
	36	20	55	111
15125	-	-	106	106
	-	-	2	2
15129	9	4	56	69
	6	4	6	16
15131	3	2	7	12
	3	2	3	8
15132	2	-	8	10
15133	6	-	35	41
	2	-	6	8
15134	1	-	2	3
	-	-	1	1
15139	2	-	6	8
	-	-	1	1
15141	111	22	49	182
	97	20	35	152
15142	1	-	2	3
	1	-	1	2
15143	16	2	35	53
	5	2	4	11
15144	50	13	43	106
	48	10	35	93
15145	1	1	2	4
	1	1	-	2
15149	-	1	-	1
	-	1	-	1
151	288	82	667	1037
	217	71	185	473
15211	11	4	8	23
	7	4	2	13
15212	1	2	1	4
	1	2	-	3
15213	2	1	12	15
	2	1	1	4
152	14	7	21	42
	10	7	3	20
15311	3	2	277	282
	-	-	4	4
15312	1	-	9	10
15313	26	1	35	62
	19	1	8	28
15314	11	2	12	25
	8	1	7	16
15315	2	-	10	12
	1	-	3	4
15316	-	-	23	23
15317	-	-	1	1
15318	2	-	17	19
	1	-	1	2
15321	4	1	-	5
	4	1	-	5
15322	8	3	26	37
	4	2	7	13
15323	15	2	127	144
	9	1	19	29
15324	2	-	28	30
15329	2	-	7	9
15331	30	5	29	64
	24	2	4	30

Catatan : angka yang tercetak miring adalah perusahaan Industri Besar

Note : number in italic denote large establishments

Tabel : 1. Jumlah perusahaan menurut status penanaman modal dan kode industri, 2004
Table Number of establishments by investment facility status and industrial code, 2004

Kode Industri Industrial Code	PMDN Domestic Investment	PMA Foreign Investment	Lainnya Others	Jumlah Total
	<i>* tidak bisa dipublikasikan, tetapi tergabung dalam nilai kelompok KLUI lain</i>		<i>* not available for publication, but included in ISIC group Values where applicable</i>	
15332	7 3	4 2	12 -	23 5
153	113 73	20 10	613 53	746 136
15410	66 32	7 6	458 51	531 89
15421	43 43	4 4	12 12	59 59
15422	- -	- -	19 1	19 1
15423	3 1	- -	1 1	4 2
15424	5 1	- -	20 1	25 2
15429	-	-	5	5
15431	1 1	- -	1 -	2 1
15432	35 21	9 6	49 17	93 44
15440	38 25	5 5	270 21	313 51
15491	54 41	8 6	139 36	201 83
15492	44 1	1 -	121 3	166 4
15493	6 1	3 3	72 9	81 13
15494	8 -	- -	94 2	102 2
15495	11 3	- -	51 9	62 12
15496	36 4	- -	533 13	569 17
15497	14 10	9 9	19 3	42 22
15498	4 2	- -	61 7	65 9
15499	24 6	3 1	176 11	203 18
154	392 192	49 40	2101 197	2542 429
15510	2 1	- -	8 1	10 2
15520	- -	- -	6 3	6 3
15530	- -	3 3	1 -	4 3
15540	77 36	24 19	151 15	252 70
155	79 37	27 22	166 19	272 78
155	886 529	185 150	3568 457	4639 1136
16001	21 7	2 2	470 37	493 46
16002	43 34	3 2	189 112	235 148
16003	3 1	2 2	5 2	10 5
16004	12 11	- -	41 12	53 23
16009	6 1	- -	13 2	19 3
160	85 54	7 6	718 165	810 225

Tabel : 1. Jumlah perusahaan menurut status penanaman modal dan kode industri, 2004
Table Number of establishments by investment facility status and industrial code, 2004

Kode Industri Industrial Code	PMDN Domestic Investment	PMA Foreign Investment	Lainnya Others	Jumlah Total
Catatan : angka yang tercetak miring adalah perusahaan Industri Besar				
<i>* tidak bisa dipublikasikan, tetapi tergabung dalam nilai kelompok KLUJ lain</i>				
16	85	7	718	810
	<i>54</i>	<i>6</i>	<i>165</i>	<i>225</i>
17111	39	13	19	71
	<i>32</i>	<i>12</i>	<i>9</i>	<i>53</i>
17112	35	11	30	76
	<i>32</i>	<i>10</i>	<i>14</i>	<i>56</i>
17113	4	4	7	15
	<i>4</i>	<i>2</i>	<i>3</i>	<i>9</i>
17114	122	16	251	389
	<i>101</i>	<i>12</i>	<i>78</i>	<i>191</i>
17115	-	1	15	16
	-	<i>1</i>	-	<i>1</i>
17121	12	13	24	49
	<i>11</i>	<i>13</i>	<i>11</i>	<i>35</i>
17122	53	18	126	197
	<i>46</i>	<i>17</i>	<i>38</i>	<i>101</i>
17123	34	7	70	111
	<i>28</i>	<i>6</i>	<i>21</i>	<i>55</i>
17124	11	-	146	157
	<i>3</i>	-	<i>6</i>	<i>9</i>
171	310	83	688	1081
	<i>257</i>	<i>73</i>	<i>180</i>	<i>510</i>
17211	29	7	150	186
	<i>18</i>	<i>6</i>	<i>29</i>	<i>53</i>
17212	1	2	18	21
	-	<i>2</i>	<i>3</i>	<i>5</i>
17213	1	-	6	7
	<i>1</i>	-	-	<i>1</i>
17214	1	-	1	2
	<i>1</i>	-	<i>1</i>	<i>2</i>
17215	6	-	2	8
	<i>1</i>	-	-	<i>1</i>
17220	5	3	17	25
	<i>5</i>	<i>3</i>	<i>11</i>	<i>19</i>
17231	2	1	5	8
	-	-	<i>1</i>	<i>1</i>
17232	5	3	16	24
	<i>3</i>	<i>3</i>	<i>5</i>	<i>11</i>
17291	7	8	21	36
	<i>6</i>	<i>5</i>	<i>1</i>	<i>12</i>
17292	3	1	3	7
	<i>2</i>	-	<i>3</i>	<i>5</i>
17293	6	2	71	79
	<i>5</i>	<i>2</i>	<i>10</i>	<i>17</i>
17294	5	1	3	9
	<i>4</i>	-	<i>1</i>	<i>5</i>
17295	-	-	1	1
17299	3	3	5	11
	<i>2</i>	-	<i>1</i>	<i>3</i>
172	74	31	319	424
	<i>48</i>	<i>21</i>	<i>66</i>	<i>135</i>
17301	27	2	92	121
	<i>19</i>	<i>1</i>	<i>16</i>	<i>36</i>
17302	23	11	126	160
	<i>13</i>	<i>10</i>	<i>22</i>	<i>45</i>
17303	4	2	15	21
	<i>2</i>	<i>1</i>	<i>6</i>	<i>9</i>
17304	3	-	7	10
	<i>1</i>	-	<i>2</i>	<i>3</i>
173	57	15	240	312
	<i>35</i>	<i>12</i>	<i>46</i>	<i>93</i>
17400	10	-	65	75
	-	-	<i>2</i>	<i>2</i>
174	10	-	65	75
	-	-	<i>2</i>	<i>2</i>

Note : number in italic denote large establishments
** not available for publication, but included in ISIC group Values where applicable*

<http://www.bps.go.id>

Tabel : 1. Jumlah perusahaan menurut status penanaman modal dan kode industri, 2004
Table Number of establishments by investment facility status and industrial code, 2004

Kode Industri Industrial Code	PMDN Domestic Investment	PMA Foreign Investment	Lainnya Others	Jumlah Total
17		129	1312	1892
	<i>451</i>	<i>106</i>	<i>294</i>	<i>740</i>
18101		122	1358	1784
	<i>304</i>	<i>114</i>	<i>251</i>	<i>533</i>
18102		9	64	83
	<i>10</i>	<i>7</i>	<i>3</i>	<i>15</i>
18103		7	3	18
	<i>8</i>	<i>7</i>	<i>2</i>	<i>13</i>
18104		6	9	19
	<i>4</i>	<i>6</i>	<i>1</i>	<i>11</i>
181		144	1434	1904
	<i>326</i>	<i>134</i>	<i>257</i>	<i>572</i>
18202		1	3	4
	<i>-</i>	<i>1</i>	<i>-</i>	<i>1</i>
182		1	3	4
	<i>-</i>	<i>1</i>	<i>-</i>	<i>1</i>
18		145	1437	1908
	<i>326</i>	<i>135</i>	<i>257</i>	<i>573</i>
19111		1	4	6
	<i>1</i>	<i>-</i>	<i>2</i>	<i>2</i>
19112		3	31	54
	<i>20</i>	<i>1</i>	<i>10</i>	<i>23</i>
19113		1	-	1
	<i>-</i>	<i>1</i>	<i>-</i>	<i>1</i>
19121		9	63	89
	<i>17</i>	<i>7</i>	<i>14</i>	<i>32</i>
19122		-	2	2
	<i>-</i>	<i>-</i>	<i>2</i>	<i>2</i>
19129		5	7	13
	<i>1</i>	<i>4</i>	<i>2</i>	<i>7</i>
191		19	107	165
	<i>39</i>	<i>13</i>	<i>28</i>	<i>65</i>
19201		19	133	201
	<i>49</i>	<i>17</i>	<i>21</i>	<i>67</i>
19202		16	27	73
	<i>30</i>	<i>16</i>	<i>7</i>	<i>51</i>
19203		1	3	9
	<i>5</i>	<i>1</i>	<i>2</i>	<i>8</i>
19209		2	31	44
	<i>11</i>	<i>2</i>	<i>12</i>	<i>20</i>
192		38	194	327
	<i>95</i>	<i>36</i>	<i>42</i>	<i>146</i>
19		57	301	492
	<i>134</i>	<i>49</i>	<i>70</i>	<i>211</i>
20101		6	198	277
	<i>73</i>	<i>2</i>	<i>12</i>	<i>42</i>
20102		3	112	156
	<i>41</i>	<i>2</i>	<i>14</i>	<i>29</i>
20103		-	14	17
	<i>3</i>	<i>-</i>	<i>2</i>	<i>5</i>
20104		-	25	35
	<i>10</i>	<i>-</i>	<i>6</i>	<i>9</i>
201		9	349	485
	<i>127</i>	<i>4</i>	<i>34</i>	<i>85</i>
20211		5	15	53
	<i>33</i>	<i>5</i>	<i>7</i>	<i>43</i>
20212		7	25	86
	<i>54</i>	<i>7</i>	<i>19</i>	<i>77</i>
20213		7	59	105
	<i>39</i>	<i>7</i>	<i>34</i>	<i>76</i>
20214		1	2	7
	<i>4</i>	<i>1</i>	<i>2</i>	<i>7</i>

Catatan : angka yang tercetak miring adalah perusahaan Industri Besar
* tidak bisa dipublikasikan, tetapi tergabung dalam nilai kelompok KLUUI lain

Note : number in italic denote large establishments
* not available for publication, but included in ISIC group Values where applicable

<http://www.bps.go.id>

Tabel : 1. Jumlah perusahaan menurut status penanaman modal dan kode industri, 2004
Table Number of establishments by investment facility status and industrial code, 2004

Kode Industri Industrial Code	PMDN Domestic Investment	PMA Foreign Investment	Lainnya Others	Jumlah Total
	1	-	1	2
Catatan : angka yang tercetak miring adalah perusahaan Industri Besar * tidak bisa dipublikasikan, tetapi tergabung dalam nilai kelompok KLUI lain				
<i>Note : number in italic denote large establishments</i> * not available for publication, but included in ISIC group Values where applicable				
20220	105 69	31 19	237 68	373 156
20230	4	1	40	45
20291	19 8	-	46 10	65 18
20292	3 2	-	24 5	27 7
20293	11 7	4 3	68 8	83 18
20294	12 4	-	27 6	39 10
20299	9 4	1 1	33 4	43 9
202	293 212	57 42	576 162	926 416
20	420 259	66 46	925 196	1411 501
21011	4 3	3 3	- -	7 6
21012	16 12	3 3	11 3	30 18
21013	2 2	-	1 1	3 3
21014	11 10	5 3	15 6	31 19
21015	18 15	-	17 3	35 18
21016	9 5	1 1	19 6	29 12
21019	13 5	-	9 3	22 8
21020	62 36	18 14	110 30	190 80
21090	16 7	4 1	27 8	47 16
210	151 95	34 25	209 60	394 180
21	151 95	34 25	209 60	394 180
22110	49 19	5 3	86 16	140 38
22120	18 5	-	37 13	55 18
22130	-	-	3	3
22190	69 21	4 2	186 19	259 42
221	136 45	9 5	312 49	457 99
22210	12 3	3 2	33 2	48 7
22220	2 1	-	24 -	26 1
222	14 4	3 2	57 2	74 8
22301	-	-	2	2
22302	1	-	1	2
223	1	-	3	4
22	151 49	12 7	372 51	535 107

Tabel : 1. Jumlah perusahaan menurut status penanaman modal dan kode industri, 2004
Table Number of establishments by investment facility status and industrial code, 2004

Kode Industri <i>Industrial Code</i>	PMDN <i>Domestic Investment</i>	PMA <i>Foreign Investment</i>	Lainnya <i>Others</i>	Jumlah <i>Total</i>
23100	-	1	7	8
	-	-	1	1
Catatan : angka yang tercetak miring adalah perusahaan Industri Besar				Note : number in italic denote large establishments
<i>* tidak bisa dipublikasikan, tetapi tergabung dalam nilai kelompok KLUI lain</i>				<i>* not available for publication, but included in ISIC group Values where applicable</i>
231	-	1	7	8
	-	-	1	1
23201	1	-	4	5
23202	3	1	2	6
	2	-	-	2
23203	11	2	7	20
	6	1	-	7
23204	1	2	4	7
	1	-	-	1
23205	1	1	-	2
	1	-	-	1
232	17	6	17	40
	10	1	-	11
23	17	7	24	48
	10	1	1	12
24111	2	2	3	7
	1	1	1	3
24112	25	4	20	49
	8	1	6	15
24113	4	3	1	8
	1	1	-	2
24114	25	6	11	42
	10	3	2	15
24115	20	3	13	36
	4	1	4	9
24116	6	8	7	21
	2	4	2	8
24117	2	1	1	4
	2	1	-	3
24118	9	24	19	52
	2	5	3	10
24119	20	7	11	38
	12	5	6	23
24121	2	1	30	33
	1	-	-	1
24122	5	1	4	10
	2	1	2	5
24123	7	2	7	16
	1	1	1	3
24131	15	10	15	40
	10	5	4	19
24132	3	-	1	4
	2	-	-	2
241	145	72	143	360
	58	29	31	118
24211	3	1	2	6
	3	-	-	3
24212	6	12	15	33
	3	7	8	18
24213	-	-	3	3
24220	38	20	53	111
	14	11	5	30
24231	3	4	4	11
	2	4	1	7
24232	65	21	57	143
	48	13	31	92
24233	1	-	1	2
	1	-	1	2
24234	14	-	45	59
	4	-	11	15
24241	17	7	21	45
	10	6	8	24
24242	21	6	52	79
	14	3	14	31
24291	16	14	16	46

Tabel : 1. Jumlah perusahaan menurut status penanaman modal dan kode industri, 2004
Table : 1. Number of establishments by investment facility status and industrial code, 2004

Kode Industri <i>Industrial Code</i>	PMDN <i>Domestic Investment</i>	PMA <i>Foreign Investment</i>	Lainnya <i>Others</i>	Jumlah <i>Total</i>
	9	8	1	18
24292	1	-	4	5
	1	-	2	3
Catatan : angka yang tercetak miring adalah perusahaan Industri Besar				
<i>* tidak bisa dipublikasikan, tetapi tergabung dalam nilai kelompok KLUJ lain</i>				
24293	6	3	4	13
	2	1	2	5
24294	13	2	23	38
	2	1	7	10
24295	3	1	4	8
	3	1	3	7
24299	12	5	24	41
	5	3	2	10
242	219	96	328	643
	121	58	96	275
24301	3	1	3	7
	2	1	2	5
24302	7	2	1	10
	6	2	-	8
243	10	3	4	17
	8	3	2	13
24	374	171	475	1020
	187	90	129	406
25111	15	6	12	33
	10	6	5	21
25112	10	-	20	30
	3	-	4	7
25121	32	9	36	77
	26	9	21	56
25122	14	3	13	30
	9	2	4	15
25123	70	20	58	148
	55	17	33	105
25191	14	8	18	40
	8	7	5	20
25192	7	5	20	32
	2	4	3	9
25199	24	8	40	72
	14	7	14	35
251	186	59	217	462
	127	52	89	268
25201	10	5	26	41
	7	2	8	17
25202	27	15	46	88
	17	12	9	38
25203	5	-	8	13
	3	-	4	7
25204	34	6	113	153
	10	3	29	42
25205	120	32	297	449
	75	21	71	167
25206	21	24	18	63
	10	19	2	31
25209	44	37	137	218
	17	22	28	67
252	261	119	645	1025
	139	79	151	369
25	447	178	862	1487
	266	131	240	637
26111	5	2	4	11
	4	1	1	6
26112	2	-	7	9
	1	-	2	3
26121	8	2	10	20
	5	2	6	13

Note : number in italic denote large establishments

** not available for publication, but included in ISIC group Values where applicable*

Tabel : 1. Jumlah perusahaan menurut status penanaman modal dan kode industri, 2004
Table Number of establishments by investment facility status and industrial code, 2004

Kode Industri Industrial Code	PMDN Domestic Investment	PMA Foreign Investment	Lainnya Others	Jumlah Total
26122	1	2	1	4
	-	2	-	2
26123	-	-	1	1
	-	-	1	1
Catatan : angka yang tercetak miring adalah perusahaan Industri Besar				
<i>* tidak bisa dipublikasikan, tetapi tergabung dalam nilai kelompok KLUJ lain</i>				
Note : number in italic denote large establishments				
<i>* not available for publication, but included in ISIC group Values where applicable</i>				
26124	3	1	6	10
	3	1	4	8
26129	4	1	10	15
	3	1	2	6
261	23	8	39	70
	16	7	16	39
26201	7	1	25	33
	4	1	13	18
26202	23	4	10	37
	20	4	5	29
26203	2	-	1	3
	2	-	-	2
26209	1	-	1	2
	1	-	1	2
262	33	5	37	75
	27	5	19	51
26311	3	-	7	10
	3	-	1	4
26319	-	1	-	1
26321	3	4	35	42
	2	4	5	11
26322	2	-	88	90
	-	-	3	3
26323	12	3	515	530
	5	3	12	20
26324	1	1	7	9
	1	1	-	2
26329	-	-	1	1
263	21	9	653	683
	11	8	21	40
26411	15	3	1	19
	13	3	-	16
26412	3	-	90	93
	-	-	3	3
26413	1	2	2	5
	1	2	-	3
26421	1	-	4	5
26422	-	-	13	13
	-	-	3	3
26423	53	11	199	263
	14	5	22	41
26429	1	-	-	1
264	74	16	309	399
	28	10	28	66
26501	-	-	5	5
26502	16	1	23	40
	9	1	11	21
26503	23	2	137	162
	5	-	3	8
26509	3	1	16	20
	-	1	-	1
265	42	4	181	227
	14	2	14	30
26601	7	-	5	12
	7	-	2	9
26609	1	-	3	4
266	8	-	8	16
	7	-	2	9

Tabel : 1. **Jumlah perusahaan menurut status penanaman modal dan kode industri, 2004**
Table : 1. **Number of establishments by investment facility status and industrial code, 2004**

Kode Industri <i>Industrial Code</i>	PMDN <i>Domestic Investment</i>	PMA <i>Foreign Investment</i>	Lainnya <i>Others</i>	Jumlah <i>Total</i>
26900	8 5	4 1	25 7	37 13
269	8 5	4 1	25 7	37 13
Catatan : angka yang tercetak miring adalah perusahaan Industri Besar				
<i>* tidak bisa dipublikasikan, tetapi tergabung dalam nilai kelompok KLUU lain</i>				
26	209 108	46 33	1252 107	1507 248
Note : number in italic denote large establishments				
<i>* not available for publication, but included in ISIC group Values where applicable</i>				
27101	10 7	4 2	10 3	24 12
27102	19 15	17 9	14 7	50 31
27103	19 15	11 7	15 9	45 31
271	48 37	32 18	39 19	119 74
27201	11 4	13 6	6 2	30 12
27202	12 8	4 1	14 3	30 12
27203	5 5	1 1	3 2	9 8
27204	2 2	6 3	2 1	10 6
272	30 19	24 11	25 8	79 38
27310	15 12	1 1	6 1	22 14
27320	1 -	2 2	7 1	10 3
273	16 12	3 3	13 2	32 17
27	94 68	59 32	77 29	230 129
28111	19 6	2 1	39 3	60 10
28112	9 4	7 3	16 2	32 9
28113	14 8	3 2	27 6	44 16
28119	10 6	1 1	3 1	14 8
28120	11 8	6 5	20 6	37 19
281	63 32	19 12	105 18	187 62
28910	3 2	8 4	5 1	16 7
28920	13 5	4 1	43 2	60 8
28931	2	-	7	9
28932	2 1	3 1	9 1	14 3
28933	13 10	8 6	35 5	56 21
28939	19 7	8 6	61 8	88 21
28991	26 13	11 7	94 16	131 36
28992	26 10	4 2	22 10	52 22
28993	18 8	10 6	34 6	62 20
28994	25	8	35	68

Tabel : 1. Jumlah perusahaan menurut status penanaman modal dan kode industri, 2004
Table Number of establishments by investment facility status and industrial code, 2004

Kode Industri <i>Industrial Code</i>	PMDN <i>Domestic Investment</i>	PMA <i>Foreign Investment</i>	Lainnya <i>Others</i>	Jumlah <i>Total</i>
	19	4	14	37
28995	16	12	14	42
	12	6	1	19
28996	1	-	1	2
	1	-	1	2
28997	2	-	9	11
	-	-	2	2
Catatan : angka yang tercetak miring adalah perusahaan Industri Besar				Note : number in italic denote large establishments
<i>* tidak bisa dipublikasikan, tetapi tergabung dalam nilai kelompok KLUI lain</i>				<i>* not available for publication, but included in ISIC group Values where applicable</i>
28999	12	4	66	82
	4	1	8	13
289	178	80	435	693
	92	44	75	211
28	241	99	540	880
	124	56	93	273
29111	1	-	4	5
29112	3	2	3	8
	2	2	2	6
29113	3	4	10	17
	2	3	-	5
29114	7	1	12	20
	2	-	1	3
29120	5	10	13	28
	2	6	1	9
29130	12	10	13	35
	8	5	1	14
29141	1	1	1	3
	1	-	-	1
29142	-	1	2	3
29150	6	5	2	13
	3	3	-	6
29191	9	3	10	22
	3	1	3	7
29192	-	-	12	12
29193	4	4	9	17
	2	1	3	6
29199	2	1	2	5
	1	-	1	2
291	53	42	93	188
	26	21	12	59
29211	4	2	19	25
	2	2	2	6
29212	-	-	1	1
29221	1	3	12	16
	1	1	2	4
29222	1	1	-	2
	1	1	-	2
29223	2	4	4	10
	1	1	2	4
29224	-	3	-	3
	-	2	-	2
29240	5	4	7	16
	3	1	-	4
29250	-	1	6	7
	-	-	1	1
29261	-	-	2	2
29263	4	5	9	18
	1	-	1	2
29270	1	-	3	4
	-	-	1	1
29291	3	1	3	7
	2	1	-	3
29292	-	1	1	2
29299	2	3	10	15
	2	1	1	4
292	23	28	77	128
	13	10	10	33
29301	1	-	1	2
	1	-	1	2

Tabel : 1. **Jumlah perusahaan menurut status penanaman modal dan kode industri, 2004**
Table : 1. **Number of establishments by investment facility status and industrial code, 2004**

Kode Industri <i>Industrial Code</i>	PMDN <i>Domestic Investment</i>	PMA <i>Foreign Investment</i>	Lainnya <i>Others</i>	Jumlah <i>Total</i>
29302	7	7	9	23
	5	5	4	14
29309	15	39	13	67
	10	27	6	43
293	23	46	23	92
	16	32	11	59
Catatan : angka yang tercetak miring adalah perusahaan Industri Besar				
<i>* tidak bisa dipublikasikan, tetapi tergabung dalam nilai kelompok KLUU lain</i>				
29	99	116	193	408
	55	63	33	151
30001	-	1	-	1
	-	1	-	1
30003	2	2	1	5
	1	-	-	1
30004	-	1	-	1
300	2	4	1	7
	1	1	-	2
30	2	4	1	7
	1	1	-	2
31101	3	5	-	8
	3	2	-	5
31102	2	2	2	6
	1	2	-	3
31103	6	6	11	23
	4	6	3	13
311	11	13	13	37
	8	10	3	21
31201	18	8	19	45
	5	6	4	15
31202	2	5	7	14
	2	4	2	8
312	20	13	26	59
	7	10	6	23
31300	23	21	28	72
	14	17	9	40
313	23	21	28	72
	14	17	9	40
31401	3	5	2	10
	3	5	1	9
31402	12	7	8	27
	9	6	2	17
314	15	12	10	37
	12	11	3	26
31501	3	1	3	7
	1	1	2	4
31502	2	2	-	4
	-	2	-	2
31509	4	1	8	13
	2	-	4	6
315	9	4	11	24
	3	3	6	12
31900	7	7	6	20
	1	4	4	9
319	7	7	6	20
	1	4	4	9
31	85	70	94	249
	45	55	31	131

Note : number in italic denote large establishments

** not available for publication, but included in ISIC group Values where applicable*

<http://www.bps.go.id>

Tabel : 1. **Jumlah perusahaan menurut status penanaman modal dan kode industri, 2004**
Table : 1. **Number of establishments by investment facility status and industrial code, 2004**

Kode Industri <i>Industrial Code</i>	PMDN <i>Domestic Investment</i>	PMA <i>Foreign Investment</i>	Lainnya <i>Others</i>	Jumlah <i>Total</i>
32100	19 <i>12</i>	114 <i>97</i>	25 <i>14</i>	158 <i>123</i>
321	19 <i>12</i>	114 <i>97</i>	25 <i>14</i>	158 <i>123</i>
32200	4 <i>3</i>	6 <i>5</i>	5 <i>1</i>	15 <i>9</i>
Catatan : angka yang tercetak miring adalah perusahaan Industri Besar				
<i>* tidak bisa dipublikasikan, tetapi tergabung dalam nilai kelompok KLUJ lain</i>				
Note : number in italic denote large establishments				
<i>* not available for publication, but included in ISIC group Values where applicable</i>				
322	4 <i>3</i>	6 <i>5</i>	5 <i>1</i>	15 <i>9</i>
32300	10 <i>7</i>	17 <i>15</i>	19 <i>8</i>	46 <i>30</i>
323	10 <i>7</i>	17 <i>15</i>	19 <i>8</i>	46 <i>30</i>
32	33 <i>22</i>	137 <i>117</i>	49 <i>23</i>	219 <i>162</i>
33111	2 <i>2</i>	- <i>-</i>	3 <i>2</i>	5 <i>4</i>
33112	- <i>-</i>	- <i>-</i>	1 <i>1</i>	1 <i>1</i>
33113	2 <i>-</i>	4 <i>4</i>	4 <i>2</i>	10 <i>6</i>
33121	3 <i>1</i>	2 <i>1</i>	4 <i>-</i>	9 <i>2</i>
331	7 <i>3</i>	6 <i>5</i>	12 <i>4</i>	25 <i>12</i>
33201	2 <i>1</i>	2 <i>2</i>	1 <i>-</i>	5 <i>3</i>
33202	1 <i>1</i>	- <i>-</i>	- <i>-</i>	1 <i>1</i>
33203	1 <i>1</i>	- <i>-</i>	- <i>-</i>	1 <i>1</i>
33204	1 <i>-</i>	1 <i>1</i>	- <i>-</i>	2 <i>1</i>
332	5 <i>3</i>	3 <i>3</i>	1 <i>-</i>	9 <i>6</i>
33300	3 <i>2</i>	- <i>-</i>	10 <i>1</i>	13 <i>3</i>
333	3 <i>2</i>	- <i>-</i>	10 <i>1</i>	13 <i>3</i>
33	15 <i>8</i>	9 <i>8</i>	23 <i>5</i>	47 <i>21</i>
34100	8 <i>7</i>	6 <i>6</i>	1 <i>-</i>	15 <i>13</i>
341	8 <i>7</i>	6 <i>6</i>	1 <i>-</i>	15 <i>13</i>
34200	17 <i>10</i>	3 <i>-</i>	55 <i>13</i>	75 <i>23</i>
342	17 <i>10</i>	3 <i>-</i>	55 <i>13</i>	75 <i>23</i>
34300	50 <i>36</i>	54 <i>39</i>	67 <i>19</i>	171 <i>94</i>
343	50 <i>36</i>	54 <i>39</i>	67 <i>19</i>	171 <i>94</i>
34	75 <i>53</i>	63 <i>45</i>	123 <i>32</i>	261 <i>130</i>

Tabel : 1. Jumlah perusahaan menurut status penanaman modal dan kode industri, 2004
Table : 1. *Number of establishments by investment facility status and industrial code, 2004*

Kode Industri <i>Industrial Code</i>	PMDN <i>Domestic Investment</i>	PMA <i>Foreign Investment</i>	Lainnya <i>Others</i>	Jumlah <i>Total</i>
35111	20	4	55	79
	9	3	1	13
35112	2	1	4	7
35113	19	6	18	43
	6	3	2	11
35115	2	1	-	3
	2	1	-	3
35120	-	-	1	1

Catatan : angka yang tercetak miring adalah perusahaan Industri Besar

** tidak bisa dipublikasikan, tetapi tergabung dalam nilai kelompok KLUJ lain*

Note : number in italic denote large establishments

** not available for publication, but included in ISIC group Values where applicable*

351	43	12	78	133
	17	7	3	27
35201	1	1	4	6
	1	-	-	1
352	1	1	4	6
	1	-	-	1
35301	1	-	-	1
	1	-	-	1
353	1	-	-	1
	1	-	-	1
35911	4	9	12	25
	3	5	6	14
35912	17	22	57	96
	6	12	18	36
35921	5	1	10	16
	3	1	3	7
35922	10	4	30	44
	2	4	3	9
35990	-	-	2	2
359	36	36	111	183
	14	22	30	66
35	81	49	193	323
	33	29	33	95
36101	150	86	797	1033
	84	57	143	284
36102	55	4	155	214
	41	3	46	90
36103	1	-	4	5
	-	-	2	2
36104	11	2	54	67
	3	-	14	17
36109	1	2	28	31
	-	-	4	4
361	218	94	1038	1350
	128	60	209	397
36911	-	-	1	1
36912	9	4	43	56
	5	3	8	16
36913	2	2	2	6
	1	1	-	2
36914	-	-	1	1
36915	4	-	37	41
	2	-	6	8
36921	2	1	2	5
36922	4	8	5	17
	2	8	1	11
36930	8	8	36	52
	5	5	6	16
36941	9	3	7	19
	4	3	3	10
36942	4	13	45	62
	1	11	8	20
36991	20	3	22	45
	11	3	10	24

Tabel : 1. Jumlah perusahaan menurut status penanaman modal dan kode industri, 2004
Table : 1. *Number of establishments by investment facility status and industrial code, 2004*

Kode Industri <i>Industrial Code</i>	PMDN <i>Domestic Investment</i>	PMA <i>Foreign Investment</i>	Lainnya <i>Others</i>	Jumlah <i>Total</i>
36993	14	15	68	97
	<i>9</i>	<i>14</i>	<i>5</i>	<i>28</i>
36999	26	8	70	104
	<i>9</i>	<i>3</i>	<i>15</i>	<i>27</i>
369	102	65	339	506
	<i>49</i>	<i>51</i>	<i>62</i>	<i>162</i>
36	320	159	1377	1856
	<i>177</i>	<i>111</i>	<i>271</i>	<i>559</i>
Catatan : angka yang tercetak miring adalah perusahaan Industri Besar				
<i>* tidak bisa dipublikasikan, tetapi tergabung dalam nilai kelompok KLUII lain</i>				
37100	-	-	2	2
371	-	-	2	2
37200	6	1	53	60
	-	-	4	4
372	6	1	53	60
	-	-	4	4
37	6	1	55	62
	-	-	4	4
Total	4702	1803	14180	20685
	<i>2756</i>	<i>1296</i>	<i>2581</i>	<i>6633</i>

Note : number in italic denote large establishments

** not available for publication, but included in ISIC group Values where applicable*

Catatan : angka yang tercetak miring adalah perusahaan Industri Besar

** tidak bisa dipublikasikan, tetapi tergabung dalam nilai kelompok KLUII lain*

Note : number in italic denote large establishments

** not available for publication, but included in ISIC group Values where applicable*

<http://www.bps.go.id>

Tabel : 2. Jumlah perusahaan dan tenaga kerja menurut kode industri, 2004
Table Number of establishments and number of workers by industrial code, 2004

Kode Industri <i>Industrial Code</i>	Jumlah Perusahaan <i>Number of Establishments</i>	Tenaga Kerja Produksi <i>Production Workers</i>			Tenaga Kerja Lainnya <i>Other Workers</i>			Jumlah Total
		Laki-laki <i>Male</i>	Perempuan <i>Female</i>	Jumlah <i>Total</i>	Laki-laki <i>Male</i>	Perempuan <i>Female</i>	Jumlah <i>Total</i>	
		15111	10	572	163	735	183	
	4	430	130	560	123	34	157	717
15112	26	1215	1833	3048	1734	1089	2823	5871
	12	997	1663	2660	1684	1061	2745	5405
15121	35	3860	12377	16237	1208	1324	2532	18769
	32	3821	12317	16138	1169	1310	2479	18617
15122	147	1974	4649	6623	375	318	693	7316
	15	418	2370	2788	163	186	349	3137
15123	6	152	294	446	14	18	32	478
	2	122	167	289	9	18	27	316
15124	215	15742	34946	50688	4804	3122	7926	58614
	111	14213	32529	46742	4363	2955	7318	54060
15125	106	891	2292	3183	239	129	368	3551
	2	138	185	323	85	57	142	465
15129	69	2107	3934	6041	632	360	992	7033
	16	1628	2696	4324	454	332	786	5110
15131	12	11366	8538	19904	277	150	427	20331
	8	11325	8456	19781	265	142	407	20188
15132	10	98	217	315	73	26	99	414
15133	41	964	1164	2128	246	237	483	2611
	8	413	551	964	127	85	212	1176
15134	3	77	100	177	74	15	89	266
	1	49	82	131	32	3	35	166
15139	8	144	226	370	41	29	70	440
	1	3	143	146	4	0	4	150
15141	182	113338	16377	129715	33365	1926	35291	165006
	152	112246	16291	128537	33016	1866	34882	163419
15142	3	729	613	1342	181	214	395	1737
	2	707	613	1320	181	214	395	1715
15143	53	3068	375	3443	1784	461	2245	5688
	11	1919	178	2097	1507	370	1877	3974
15144	106	17516	2052	19568	10760	2269	13029	32597
	93	16722	2035	18757	10564	2235	12799	31556
15145	4	611	36	647	107	21	128	775
	2	566	25	591	101	16	117	708
15149	1	180	1	181	208	25	233	414
	1	180	1	181	208	25	233	414
151	1037	174604	90187	264791	56305	11797	68102	332893
	473	165897	80432	246329	54055	10909	64964	311293
15211	23	3257	478	3735	2348	660	3008	6743
	13	3074	407	3481	2209	628	2837	6318
15212	4	375	139	514	94	55	149	663
	3	343	139	482	90	50	140	622
15213	15	627	332	959	875	362	1237	2196
	4	502	214	716	801	321	1122	1838
152	42	4259	949	5208	3317	1077	4394	9602
	20	3919	760	4679	3100	999	4099	8778
15311	282	6020	1170	7190	1203	396	1599	8789
	4	297	270	567	30	18	48	615
15312	10	201	53	254	87	25	112	366
15313	62	4798	5974	10772	2848	2443	5291	16063
	28	4089	5377	9466	2552	2359	4911	14377
15314	25	4780	4315	9095	1711	1281	2992	12087
	16	4511	4249	8760	1672	1252	2924	11684
15315	12	102	1265	1367	64	45	109	1476
	4	59	1109	1168	43	34	77	1245
15316	23	145	504	649	49	25	74	723
15317	1	5	15	20	3	3	6	26
15318	19	859	162	1021	184	10	194	1215
	2	454	157	611	28	6	34	645
15321	5	2610	421	3031	1074	358	1432	4463
	5	2610	421	3031	1074	358	1432	4463
15322	37	2103	1754	3857	494	152	646	4503
	13	1707	1476	3183	395	107	502	3685
15323	144	6735	1816	8551	1991	470	2461	11012
	29	3980	787	4767	1339	249	1588	6355
15324	30	282	400	682	43	35	78	760
15329	9	263	106	369	67	32	99	468

Tabel : 2. Jumlah perusahaan dan tenaga kerja menurut kode industri, 2004
Table : 2. Number of establishments and number of workers by industrial code, 2004

Kode Industri <i>Industrial Code</i>	Jumlah Perusahaan <i>Number of Establishments</i>	Tenaga Kerja Produksi <i>Production Workers</i>			Tenaga Kerja Lainnya <i>Other Workers</i>			Jumlah Total
		Laki-laki <i>Male</i>	Perempuan <i>Female</i>	Jumlah <i>Total</i>	Laki-laki <i>Male</i>	Perempuan <i>Female</i>	Jumlah <i>Total</i>	
Catatan : angka yang tercetak miring adalah perusahaan Industri Besar				Note : number in italic denote large establishments				
<i>* tidak bisa dipublikasikan, tetapi tergabung dalam nilai kelompok KLUU lain</i>				<i>* not available for publication, but included in ISIC group Values where applicable</i>				
15331	64	6482	685	7167	2650	678	3328	10495
	30	5388	547	5935	2216	557	2773	8708
15332	23	1450	160	1610	841	101	942	2552
	5	970	79	1049	674	44	718	1767
153	746	36835	18800	55635	13309	6054	19363	74998
	136	24065	14472	38537	10023	4984	15007	53544
15410	531	15314	25025	40339	4341	3066	7407	47746
	89	9892	17540	27432	2907	1826	4733	32165
15421	59	40216	529	40745	16940	1070	18010	58755
	59	40216	529	40745	16940	1070	18010	58755
15422	19	312	137	449	262	18	280	729
	1	112	117	229	20	0	20	249
15423	4	246	4	250	181	15	196	446
	2	140	4	144	125	6	131	275
15424	25	689	471	1160	206	152	358	1518
	2	196	123	319	85	56	141	460
15429	5	55	59	114	11	4	15	129
15431	2	570	160	730	102	22	124	854
	1	500	152	652	102	22	124	776
15432	93	6048	8005	14053	1870	948	2818	16871
	44	5319	6926	12245	1667	826	2493	14738
15440	313	9984	15352	25336	3490	1250	4740	30076
	51	6525	9706	16231	2873	956	3829	20060
15491	201	17383	17154	34537	6462	4290	10752	45289
	83	15422	15184	30606	5898	3997	9895	40501
15492	166	4189	171	4360	1525	294	1819	6179
	4	414	62	476	45	13	58	534
15493	81	3981	3679	7660	2778	688	3466	11126
	13	3030	2648	5678	2522	543	3065	8743
15494	102	2239	909	3148	301	112	413	3561
	2	207	108	315	20	2	22	337
15495	62	1365	7800	9165	477	347	824	9989
	12	989	6707	7696	330	255	585	8281
15496	569	7573	11625	19198	1668	906	2574	21772
	17	953	2221	3174	293	138	431	3605
15497	42	6281	2827	9108	2268	582	2850	11958
	22	5955	2348	8303	2201	539	2740	11043
15498	65	1313	2698	4011	397	198	595	4606
	9	774	1444	2218	251	84	335	2553
15499	203	4792	7163	11955	1676	667	2343	14298
	18	2707	3754	6461	1185	331	1516	7977
154	2542	122550	103768	226318	44955	14629	59584	285902
	429	93351	69573	162924	37464	10664	48128	211052
15510	10	390	240	630	86	53	139	769
	2	200	124	324	35	18	53	377
15520	6	199	369	568	107	64	171	739
	3	165	266	431	86	53	139	570
15530	4	598	19	617	218	212	430	1047
	3	590	9	599	213	210	423	1022
15540	252	12176	7863	20039	5517	1556	7073	27112
	70	9106	5091	14197	3991	1088	5079	19276
155	272	13363	8491	21854	5928	1885	7813	29667
	78	10061	5490	15551	4325	1369	5694	21245
15	4639	351611	222195	573806	123814	35442	159256	733062
	1136	297293	170727	468020	108967	28925	137892	605912
16001	493	6991	23764	30755	1348	988	2336	33091
	46	1943	14913	16856	592	282	874	17730
16002	235	22218	154246	176464	15008	8526	23534	199998
	148	21768	151458	173226	14776	8425	23201	196427
16003	10	1338	2140	3478	933	166	1099	4577
	5	1230	2012	3242	876	152	1028	4270
16004	53	1261	17975	19236	412	59	471	19707
	23	1166	16906	18072	357	42	399	18471
16009	19	348	821	1169	91	45	136	1305

Tabel : 2. Jumlah perusahaan dan tenaga kerja menurut kode industri, 2004
Table : 2. Number of establishments and number of workers by industrial code, 2004

Kode Industri Industrial Code	Jumlah Perusahaan Number of Establishments	Tenaga Kerja Produksi Production Workers			Tenaga Kerja Lainnya Other Workers			Jumlah Total
		Laki-laki Male	Perempuan Female	Jumlah Total	Laki-laki Male	Perempuan Female	Jumlah Total	
	3	123	440	563	26	18	44	607
Catatan : angka yang tercetak miring adalah perusahaan Industri Besar				Note : number in italic denote large establishments				
* tidak bisa dipublikasikan, tetapi tergabung dalam nilai kelompok KLUUI lain				* not available for publication, but included in ISIC group Values where applicable				
160	810 <i>225</i>	32156 <i>26230</i>	198946 <i>185729</i>	231102 <i>211959</i>	17792 <i>16627</i>	9784 <i>8919</i>	27576 <i>25546</i>	258678 <i>237505</i>
16	810 <i>225</i>	32156 <i>26230</i>	198946 <i>185729</i>	231102 <i>211959</i>	17792 <i>16627</i>	9784 <i>8919</i>	27576 <i>25546</i>	258678 <i>237505</i>
17111	71 <i>53</i>	23687 <i>23268</i>	23498 <i>23261</i>	47185 <i>46529</i>	5247 <i>5132</i>	1895 <i>1847</i>	7142 <i>6979</i>	54327 <i>53508</i>
17112	76 <i>56</i>	18233 <i>17991</i>	32381 <i>31784</i>	50614 <i>49775</i>	5715 <i>5624</i>	2666 <i>2592</i>	8381 <i>8216</i>	58995 <i>57991</i>
17113	15 <i>9</i>	1065 <i>971</i>	1210 <i>1122</i>	2275 <i>2093</i>	867 <i>843</i>	188 <i>176</i>	1055 <i>1019</i>	3330 <i>3112</i>
17114	389 <i>191</i>	56564 <i>52808</i>	58543 <i>54462</i>	115107 <i>107270</i>	11897 <i>11257</i>	6852 <i>6516</i>	18749 <i>17773</i>	133856 <i>125043</i>
17115	16 <i>1</i>	1748 <i>1482</i>	291 <i>60</i>	2039 <i>1542</i>	332 <i>315</i>	230 <i>217</i>	562 <i>532</i>	2601 <i>2074</i>
17121	49 <i>35</i>	8796 <i>8573</i>	9964 <i>9600</i>	18760 <i>18173</i>	2062 <i>2001</i>	834 <i>776</i>	2896 <i>2777</i>	21656 <i>20950</i>
17122	197 <i>101</i>	32398 <i>30411</i>	31974 <i>30616</i>	64372 <i>61027</i>	6130 <i>5705</i>	2783 <i>2580</i>	8913 <i>8285</i>	73285 <i>69312</i>
17123	111 <i>55</i>	20067 <i>18909</i>	10800 <i>10116</i>	30867 <i>29025</i>	2206 <i>1979</i>	1294 <i>1157</i>	3500 <i>3136</i>	34367 <i>32161</i>
17124	157 <i>9</i>	2761 <i>856</i>	3518 <i>1403</i>	6279 <i>2259</i>	805 <i>542</i>	581 <i>399</i>	1386 <i>941</i>	7665 <i>3200</i>
171	1081 <i>510</i>	165319 <i>155269</i>	172179 <i>162424</i>	337498 <i>317693</i>	35261 <i>33398</i>	17323 <i>16260</i>	52584 <i>49658</i>	390082 <i>367351</i>
17211	186 <i>53</i>	7946 <i>5991</i>	15983 <i>13565</i>	23929 <i>19556</i>	1438 <i>1168</i>	1099 <i>878</i>	2537 <i>2046</i>	26466 <i>21602</i>
17212	21 <i>5</i>	593 <i>363</i>	645 <i>387</i>	1238 <i>750</i>	126 <i>87</i>	66 <i>36</i>	192 <i>123</i>	1430 <i>873</i>
17213	7 <i>1</i>	142 <i>70</i>	220 <i>100</i>	362 <i>170</i>	59 <i>30</i>	26 <i>7</i>	85 <i>37</i>	447 <i>207</i>
17214	2 <i>2</i>	687 <i>687</i>	166 <i>166</i>	853 <i>853</i>	143 <i>143</i>	35 <i>35</i>	178 <i>178</i>	1031 <i>1031</i>
17215	8 <i>1</i>	554 <i>441</i>	168 <i>124</i>	722 <i>565</i>	45 <i>37</i>	8 <i>5</i>	53 <i>42</i>	775 <i>607</i>
17220	25 <i>19</i>	2302 <i>2208</i>	4450 <i>4292</i>	6752 <i>6500</i>	455 <i>422</i>	161 <i>152</i>	616 <i>574</i>	7368 <i>7074</i>
17231	8 <i>1</i>	140 <i>27</i>	136 <i>70</i>	276 <i>97</i>	49 <i>3</i>	22 <i>1</i>	71 <i>4</i>	347 <i>101</i>
17232	24 <i>11</i>	2821 <i>2658</i>	2996 <i>2738</i>	5817 <i>5396</i>	321 <i>263</i>	215 <i>188</i>	536 <i>451</i>	6353 <i>5847</i>
17291	36 <i>12</i>	1820 <i>1342</i>	1498 <i>988</i>	3318 <i>2330</i>	658 <i>574</i>	279 <i>209</i>	937 <i>783</i>	4255 <i>3113</i>
17292	7 <i>5</i>	705 <i>649</i>	445 <i>400</i>	1150 <i>1049</i>	100 <i>86</i>	18 <i>18</i>	118 <i>104</i>	1268 <i>1153</i>
17293	79 <i>17</i>	1503 <i>1196</i>	3757 <i>2048</i>	5260 <i>3244</i>	301 <i>198</i>	188 <i>124</i>	489 <i>322</i>	5749 <i>3566</i>
17294	9 <i>5</i>	1840 <i>1780</i>	1277 <i>1182</i>	3117 <i>2962</i>	438 <i>419</i>	205 <i>200</i>	643 <i>619</i>	3760 <i>3581</i>
17295	1	19	0	19	4	1	5	24
17299	11 <i>3</i>	792 <i>571</i>	439 <i>324</i>	1231 <i>895</i>	91 <i>72</i>	65 <i>50</i>	156 <i>122</i>	1387 <i>1017</i>
172	424 <i>135</i>	21864 <i>17983</i>	32180 <i>26384</i>	54044 <i>44367</i>	4228 <i>3502</i>	2388 <i>1903</i>	6616 <i>5405</i>	60660 <i>49772</i>
17301	121 <i>36</i>	13024 <i>11363</i>	33017 <i>31831</i>	46041 <i>43194</i>	3191 <i>2905</i>	2172 <i>1973</i>	5363 <i>4878</i>	51404 <i>48072</i>
17302	160 <i>45</i>	5845 <i>4268</i>	26331 <i>24536</i>	32176 <i>28804</i>	1415 <i>1138</i>	2090 <i>1816</i>	3505 <i>2954</i>	35681 <i>31758</i>
17303	21 <i>9</i>	533 <i>447</i>	2003 <i>1648</i>	2536 <i>2095</i>	183 <i>156</i>	178 <i>160</i>	361 <i>316</i>	2897 <i>2411</i>
17304	10 <i>3</i>	711 <i>584</i>	992 <i>818</i>	1703 <i>1402</i>	74 <i>57</i>	61 <i>47</i>	135 <i>104</i>	1838 <i>1506</i>
173	312 <i>93</i>	20113 <i>16662</i>	62343 <i>58833</i>	82456 <i>75495</i>	4863 <i>4256</i>	4501 <i>3996</i>	9364 <i>8252</i>	91820 <i>83747</i>

Tabel : 2. Jumlah perusahaan dan tenaga kerja menurut kode industri, 2004
Table : 2. Number of establishments and number of workers by industrial code, 2004

Kode Industri Industrial Code	Jumlah Perusahaan Number of Establishments	Tenaga Kerja Produksi Production Workers			Tenaga Kerja Lainnya Other Workers			Jumlah Total
		Laki-laki Male	Perempuan Female	Jumlah Total	Laki-laki Male	Perempuan Female	Jumlah Total	
Catatan : angka yang tercetak miring adalah perusahaan Industri Besar		Note : number in italic denote large establishments						
<i>* tidak bisa dipublikasikan, tetapi tergabung dalam nilai kelompok KLUU lain</i>		<i>* not available for publication, but included in ISIC group Values where applicable</i>						
17400	75 2	884 295	2459 350	3343 645	147 14	93 51	240 65	3583 710
174	75 2	884 295	2459 350	3343 645	147 14	93 51	240 65	3583 710
17	1892 740	208180 190209	269161 247991	477341 438200	44499 41170	24305 22210	68804 63380	546145 501580
18101	1784 533	72940 56822	309170 285645	382110 342467	17236 14926	22377 20146	39613 35072	421723 377539
18102	83 15	1468 832	4605 3183	6073 4015	313 179	267 174	580 353	6653 4368
18103	18 13	1099 999	6903 6861	8002 7860	255 245	187 183	442 428	8444 8288
18104	19 11	610 508	3781 3677	4391 4185	240 227	207 200	447 427	4838 4612
181	1904 572	76117 59161	324459 299366	400576 358527	18044 15577	23038 20703	41082 36280	441658 394807
18202	4 1	232 153	2403 2395	2635 2548	23 15	21 17	44 32	2679 2580
182	4 1	232 153	2403 2395	2635 2548	23 15	21 17	44 32	2679 2580
18	1908 573	76349 59314	326862 301761	403211 361075	18067 15592	23059 20720	41126 36312	444337 397387
19111	6 2	300 176	12 10	312 186	52 29	48 29	100 58	412 244
19112	54 23	4227 3239	1119 948	5346 4187	748 585	343 260	1091 845	6437 5032
19113	1 1	200 200	0 0	200 200	0 0	0 0	0 0	200 200
19121	89 32	3976 2861	6513 5906	10489 8767	721 546	936 793	1657 1339	12146 10106
19122	2	16	28	44	11	6	17	61
19129	13 7	1368 1303	2552 2460	3920 3763	217 175	268 249	485 424	4405 4187
191	165 65	10087 7779	10224 9324	20311 17103	1749 1335	1601 1331	3350 2666	23661 19769
19201	201 67	10581 7900	26074 24230	36655 32130	2561 2062	1868 1494	4429 3556	41084 35686
19202	73 51	27137 26714	101443 101014	128580 127728	7302 7231	7840 7791	15142 15022	143722 142750
19203	9 8	772 747	1111 1096	1883 1843	310 308	252 250	562 558	2445 2401
19209	44 20	3100 2732	6261 5857	9361 8589	928 876	1126 1086	2054 1962	11415 10551
192	327 146	41590 38093	134889 132197	176479 170290	11101 10477	11086 10621	22187 21098	198666 191388
19	492 211	51677 45872	145113 141521	196790 187393	12850 11812	12687 11952	25537 23764	222327 211157
20101	277 42	17935 11888	7525 6910	25460 18798	2657 1685	969 642	3626 2327	29086 21125
20102	156 29	8461 4747	2815 2379	11276 7126	1426 833	460 242	1886 1075	13162 8201
20103	17 5	449 269	437 310	886 579	130 98	41 24	171 122	1057 701
20104	35 9	1481 849	2314 1663	3795 2512	220 106	125 70	345 176	4140 2688

Tabel : 2. Jumlah perusahaan dan tenaga kerja menurut kode industri, 2004
Table : 2. Number of establishments and number of workers by industrial code, 2004

Kode Industri Industrial Code	Jumlah Perusahaan Number of Establishments	Tenaga Kerja Produksi Production Workers			Tenaga Kerja Lainnya Other Workers			Jumlah Total
		Laki-laki Male	Perempuan Female	Jumlah Total	Laki-laki Male	Perempuan Female	Jumlah Total	
		201	485 85	28326 17753	13091 11262	41417 29015	4433 2722	
Catatan : angka yang tercetak miring adalah perusahaan Industri Besar				Note : number in italic denote large establishments				
<i>* tidak bisa dipublikasikan, tetapi tergabung dalam nilai kelompok KLUU lain</i>				<i>* not available for publication, but included in ISIC group Values where applicable</i>				
20211	53 43	34869 34684	24944 24825	59813 59509	9175 9144	2025 2009	11200 11153	71013 70662
20212	86 77	45972 45758	45049 44949	91021 90707	11908 11868	3723 3693	15631 15561	106652 106268
20213	105 76	17089 16210	7634 7346	24723 23556	2690 2548	836 765	3526 3313	28249 26869
20214	7 2	759 561	327 267	1086 828	166 117	34 17	200 134	1286 962
20220	373 156	39771 33440	17395 16125	57166 49565	6769 5743	2757 2309	9526 8052	66692 57617
20230	45	979	163	1142	99	43	142	1284
20291	65	3155	2475	5630	523	235	758	6388
20292	18 7	2328 955	1699 1499	4027 2454	363 126	175 73	538 199	4565 2653
20293	83 18	4434 2995	3881 3125	8315 6120	681 483	424 291	1105 774	9420 6894
20294	39 10	1835 1295	1278 758	3113 2053	299 157	108 49	407 206	3520 2259
20299	43 9	1589 954	1443 1048	3032 2002	214 114	114 75	328 189	3360 2191
202	926 416	151407 138959	106088 101225	257495 240184	32650 30639	10372 9441	43022 40080	300517 280264
20	1411 501	179733 156712	119179 112487	298912 269199	37083 33361	11967 10419	49050 43780	347962 312979
21011	7 6	10846 10814	1077 1058	11923 11872	4388 4383	517 514	4905 4897	16828 16769
21012	30 18	18023 17692	4779 4718	22802 22410	5519 5449	807 767	6326 6216	29128 28626
21013	3 3	2725 2725	443 443	3168 3168	1311 1311	270 270	1581 1581	4749 4749
21014	31 19	12013 11728	2860 2675	14873 14403	1183 1097	522 482	1705 1579	16578 15982
21015	35 18	5664 5228	1721 1538	7385 6766	1490 1411	375 324	1865 1735	9250 8501
21016	29 12	2749 2537	1731 1409	4480 3946	641 546	269 235	910 781	5390 4727
21019	22 8	2586 2194	404 238	2990 2432	612 521	199 155	811 676	3801 3108
21020	190 80	16348 13594	4511 3449	20859 17043	3938 3400	1743 1341	5681 4741	26540 21784
21090	47 16	2864 2226	1497 1008	4361 3234	585 456	258 201	843 657	5204 3891
210	394 180	73818 68738	19023 16536	92841 85274	19667 18574	4960 4289	24627 22863	117468 108137
21	394 180	73818 68738	19023 16536	92841 85274	19667 18574	4960 4289	24627 22863	117468 108137
22110	140 38	9508 7407	3769 2867	13277 10274	2887 2293	1310 880	4197 3173	17474 13447
22120	55 18	4137 3158	657 472	4794 3630	1925 1496	675 534	2600 2030	7394 5660
22130	3 1	148 110	31 0	179 110	41 8	17 4	58 12	237 122
22190	259 42	9071 4705	5854 3983	14925 8688	2195 1158	1375 604	3570 1762	18495 10450
221	457 99	22864 15380	10311 7322	33175 22702	7048 4955	3377 2022	10425 6977	43600 29679
22210	48 7	2963 2106	1663 1366	4626 3472	939 730	327 209	1266 939	5892 4411
22220	26	617	179	796	92	64	156	952

Tabel : 2. Jumlah perusahaan dan tenaga kerja menurut kode industri, 2004
Table : 2. Number of establishments and number of workers by industrial code, 2004

Kode Industri Industrial Code	Jumlah Perusahaan Number of Establishments	Tenaga Kerja Produksi Production Workers			Tenaga Kerja Lainnya Other Workers			Jumlah Total
		Laki-laki Male	Perempuan Female	Jumlah Total	Laki-laki Male	Perempuan Female	Jumlah Total	
	1	125	0	125	18	12	30	155
222	74	3580	1842	5422	1031	391	1422	6844
	8	2231	1366	3597	748	221	969	4566
Catatan : angka yang tercetak miring adalah perusahaan Industri Besar				Note : number in italic denote large establishments				
<i>* tidak bisa dipublikasikan, tetapi tergabung dalam nilai kelompok KLUI lain</i>				<i>* not available for publication, but included in ISIC group Values where applicable</i>				
22301	2	18	10	28	10	5	15	43
22302	2	35	1	36	25	8	33	69
223	4	53	11	64	35	13	48	112
22	535	26497	12164	38661	8114	3781	11895	50556
	107	17611	8688	26299	5703	2243	7946	34245
23100	8	699	52	751	111	21	132	883
	1	364	0	364	24	8	32	396
231	8	699	52	751	111	21	132	883
	1	364	0	364	24	8	32	396
23201	5	124	14	138	93	9	102	240
23202	6	319	0	319	162	37	199	518
	2	219	0	219	133	33	166	385
23203	20	1331	108	1439	299	67	366	1805
	7	850	92	942	163	40	203	1145
23204	7	289	26	315	145	25	170	485
	1	139	19	158	44	2	46	204
23205	2	142	3	145	74	12	86	231
	1	99	3	102	60	8	68	170
232	40	2205	151	2356	773	150	923	3279
	11	1307	114	1421	400	83	483	1904
23	48	2904	203	3107	884	171	1055	4162
	12	1671	114	1785	424	91	515	2300
24111	7	1342	9	1351	379	90	469	1820
	3	1197	1	1198	354	83	437	1635
24112	49	4296	84	4380	2797	648	3445	7825
	15	3604	67	3671	2390	526	2916	6587
24113	8	498	8	506	259	82	341	847
	2	279	2	281	186	62	248	529
24114	42	3502	345	3847	1003	244	1247	5094
	15	2436	318	2754	662	156	818	3572
24115	36	2040	326	2366	342	80	422	2788
	9	1203	200	1403	186	41	227	1630
24116	21	1938	87	2025	1052	286	1338	3363
	8	1457	66	1523	837	215	1052	2575
24117	4	2372	120	2492	2492	281	2773	5265
	3	2351	120	2471	2486	280	2766	5237
24118	52	2057	166	2223	1348	440	1788	4011
	10	1139	55	1194	671	210	881	2075
24119	38	5092	1051	6143	2208	444	2652	8795
	23	4628	1023	5651	1998	386	2384	8035
24121	33	703	194	897	131	46	177	1074
	1	40	96	136	11	3	14	150
24122	10	2434	51	2485	1402	111	1513	3998
	5	2294	50	2344	1347	104	1451	3795
24123	16	2443	305	2748	1824	211	2035	4783
	3	2036	281	2317	1710	181	1891	4208
24131	40	4064	358	4422	1115	458	1573	5995
	19	3382	279	3661	858	356	1214	4875
24132	4	207	28	235	105	62	167	402
	2	148	22	170	95	61	156	326
241	360	32988	3132	36120	16457	3483	19940	56060
	118	26194	2580	28774	13791	2664	16455	45229
24211	6	711	5	716	921	92	1013	1729
	3	559	0	559	879	80	959	1518
24212	33	3585	2983	6568	1612	508	2120	8688
	18	3125	2817	5942	1438	456	1894	7836
24213	3	46	29	75	3	5	8	83

Tabel : 2. Jumlah perusahaan dan tenaga kerja menurut kode industri, 2004
Table : 2. Number of establishments and number of workers by industrial code, 2004

Kode Industri Industrial Code	Jumlah Perusahaan Number of Establishments	Tenaga Kerja Produksi Production Workers			Tenaga Kerja Lainnya Other Workers			Jumlah Total
		Laki-laki Male	Perempuan Female	Jumlah Total	Laki-laki Male	Perempuan Female	Jumlah Total	
		24220	111	6100	1829	7929	2327	
	30	4189	1246	5435	1568	688	2256	7691
24231	11	1208	1852	3060	1657	729	2386	5446
	7	1102	1781	2883	1625	706	2331	5214
Catatan : angka yang tercetak miring adalah perusahaan Industri Besar				Note : number in italic denote large establishments				
<i>* tidak bisa dipublikasikan, tetapi tergabung dalam nilai kelompok KLUU lain</i>				<i>* not available for publication, but included in ISIC group Values where applicable</i>				
24232	143	12924	14939	27863	14150	5983	20133	47996
	92	12247	13862	26109	13547	5635	19182	45291
24233	2	72	243	315	32	20	52	367
	2	72	243	315	32	20	52	367
24234	59	1726	6140	7866	1332	803	2135	10001
	15	1237	5353	6590	1000	635	1635	8225
24241	45	5183	6224	11407	2236	687	2923	14330
	24	4842	6007	10849	2008	642	2650	13499
24242	79	4296	5302	9598	2457	2880	5337	14935
	31	3750	4524	8274	2220	2695	4915	13189
24291	46	2291	344	2635	1395	353	1748	4383
	18	1481	163	1644	1042	241	1283	2927
24292	5	66	445	511	166	40	206	717
	3	57	389	446	164	40	204	650
24293	13	842	49	891	329	139	468	1359
	5	576	41	617	208	85	293	910
24294	38	1007	1605	2612	706	311	1017	3629
	10	349	1362	1711	462	233	695	2406
24295	8	2757	4450	7207	418	247	665	7872
	7	2748	4371	7119	413	246	659	7778
24299	41	1483	2336	3819	555	271	826	4645
	10	955	1887	2842	392	171	563	3405
242	643	44297	48775	93072	30296	14139	44435	137507
	275	37289	44046	81335	26998	12573	39571	120906
24301	7	2683	1093	3776	330	67	397	4173
	5	2644	1037	3681	314	62	376	4057
24302	10	4005	311	4316	1801	383	2184	6500
	8	3933	258	4191	1795	378	2173	6364
243	17	6688	1404	8092	2131	450	2581	10673
	13	6577	1295	7872	2109	440	2549	10421
24	1020	83973	53311	137284	48884	18072	66956	204240
	406	70060	47921	117981	42898	15677	58575	176556
25111	33	23150	2520	25670	4216	513	4729	30399
	21	22706	2470	25176	4112	453	4565	29741
25112	30	1478	504	1982	321	160	481	2463
	7	866	465	1331	166	79	245	1576
25121	77	16626	6632	23258	6226	3363	9589	32847
	56	16058	6418	22476	6092	3327	9419	31895
25122	30	2937	1186	4123	2539	1011	3550	7673
	15	2414	1124	3538	2433	980	3413	6951
25123	148	32403	4323	36726	5862	1684	7546	44272
	105	30966	4103	35069	5554	1525	7079	42148
25191	40	4526	6706	11232	714	562	1276	12508
	20	3977	6392	10369	609	521	1130	11499
25192	32	4538	1051	5589	481	219	700	6289
	9	3821	917	4738	359	165	524	5262
25199	72	6054	9746	15800	1277	737	2014	17814
	35	5348	9165	14513	1104	651	1755	16268
251	462	91712	32668	124380	21636	8249	29885	154265
	268	86156	31054	117210	20429	7701	28130	145340
25201	41	3603	773	4376	817	353	1170	5546
	17	2808	709	3517	594	292	886	4403
25202	88	9429	10665	20094	2469	1261	3730	23824
	38	8416	9930	18346	2249	1099	3348	21694
25203	13	1420	1143	2563	698	333	1031	3594
	7	1280	1013	2293	614	298	912	3205
25204	153	12140	13169	25309	2269	1502	3771	29080
	42	9583	11637	21220	1807	1221	3028	24248
25205	449	29767	38207	67974	6607	4235	10842	78816

Tabel : 2. Jumlah perusahaan dan tenaga kerja menurut kode industri, 2004
Table Number of establishments and number of workers by industrial code, 2004

Kode Industri <i>Industrial Code</i>	Jumlah Perusahaan <i>Number of Establishments</i>	Tenaga Kerja Produksi <i>Production Workers</i>			Tenaga Kerja Lainnya <i>Other Workers</i>			Jumlah Total
		Laki-laki <i>Male</i>	Perempuan <i>Female</i>	Jumlah <i>Total</i>	Laki-laki <i>Male</i>	Perempuan <i>Female</i>	Jumlah <i>Total</i>	
	167	24363	32880	57243	5493	3557	9050	66293
25206	63	9014	5867	14881	1382	602	1984	16865
	31	8163	5298	13461	1235	538	1773	15234
25209	218	12780	12196	24976	2505	1164	3669	28645
	67	9865	9816	19681	1860	828	2688	22369
Catatan : angka yang tercetak miring adalah perusahaan Industri Besar				Note : number in italic denote large establishments				
<i>* tidak bisa dipublikasikan, tetapi tergabung dalam nilai kelompok KLUU lain</i>				<i>* not available for publication, but included in ISIC group Values where applicable</i>				
252	1025	78153	82020	160173	16747	9450	26197	186370
	369	64478	71283	135761	13852	7833	21685	157446
25	1487	169865	114688	284553	38383	17699	56082	340635
	637	150634	102337	252971	34281	15534	49815	302786
26111	11	2754	357	3111	557	163	720	3831
	6	2573	315	2888	509	149	658	3546
26112	9	1670	61	1731	154	74	228	1959
	3	1475	29	1504	101	41	142	1646
26121	20	9641	4693	14334	1289	811	2100	16434
	13	9461	4561	14022	1266	801	2067	16089
26122	4	815	1	816	90	21	111	927
	2	743	1	744	56	15	71	815
26123	1	157	0	157	10	10	20	177
	1	157	0	157	10	10	20	177
26124	10	2106	283	2389	426	98	524	2913
	8	2043	265	2308	423	95	518	2826
26129	15	926	308	1234	164	75	239	1473
	6	722	223	945	91	48	139	1084
261	70	18069	5703	23772	2690	1252	3942	27714
	39	17174	5394	22568	2456	1159	3615	26183
26201	33	3451	4803	8254	985	516	1501	9755
	18	3216	4577	7793	922	475	1397	9190
26202	37	13151	3927	17078	3453	853	4306	21384
	29	12811	3857	16668	3387	830	4217	20885
26203	3	326	7	333	51	12	63	396
	2	309	5	314	50	9	59	373
26209	2	471	103	574	0	4	4	578
	2	471	103	574	0	4	4	578
262	75	17399	8840	26239	4489	1385	5874	32113
	51	16807	8542	25349	4359	1318	5677	31026
26311	10	809	3	812	228	77	305	1117
	4	515	2	517	173	53	226	743
26319	1	41	0	41	0	0	0	41
26321	42	6973	1578	8551	935	181	1116	9667
	11	6325	1276	7601	863	139	1002	8603
26322	90	1589	1581	3170	175	83	258	3428
	3	430	556	986	30	5	35	1021
26323	530	10656	9358	20014	939	348	1287	21301
	20	2341	954	3295	245	69	314	3609
26324	9	1382	164	1546	93	33	126	1672
	2	1239	9	1248	79	31	110	1358
26329	1	14	22	36	2	0	2	38
263	683	21464	12706	34170	2372	722	3094	37264
	40	10850	2797	13647	1390	297	1687	15334
26411	19	11859	75	11934	7326	777	8103	20037
	16	11786	68	11854	7305	774	8079	19933
26412	93	2707	153	2860	308	111	419	3279
	3	446	18	464	57	19	76	540
26413	5	359	15	374	183	39	222	596
	3	312	11	323	127	27	154	477
26421	5	119	18	137	3	0	3	140
26422	13	328	279	607	166	31	197	804
	3	163	133	296	145	20	165	461
26423	263	14194	1672	15866	3667	783	4450	20316
	41	8964	641	9605	2409	439	2848	12453
26429	1	21	0	21	19	1	20	41

Tabel : 2. Jumlah perusahaan dan tenaga kerja menurut kode industri, 2004
Table : 2. Number of establishments and number of workers by industrial code, 2004

Kode Industri Industrial Code	Jumlah Perusahaan Number of Establishments	Tenaga Kerja Produksi Production Workers			Tenaga Kerja Lainnya Other Workers			Jumlah Total
		Laki-laki Male	Perempuan Female	Jumlah Total	Laki-laki Male	Perempuan Female	Jumlah Total	
264	399 66	29587 21671	2212 871	31799 22542	11672 10043	1742 1279	13414 11322	45213 33864
26501	5	120	4	124	8	5	13	137
26502	40 21	5393 4652	452 438	5845 5090	1048 861	261 227	1309 1088	7154 6178
Catatan : angka yang tercetak miring adalah perusahaan Industri Besar				Note : number in italic denote large establishments				
<i>* tidak bisa dipublikasikan, tetapi tergabung dalam nilai kelompok KLUU lain</i>				<i>* not available for publication, but included in ISIC group Values where applicable</i>				
26503	162 8	5219 1282	239 97	5458 1379	742 157	244 67	986 224	6444 1603
26509	20 1	391 127	391 5	782 132	203 37	118 15	321 52	1103 184
265	227 30	11123 6061	1086 540	12209 6601	2001 1055	628 309	2629 1364	14838 7965
26601	12 9	2234 2043	18 13	2252 2056	669 654	84 73	753 727	3005 2783
26609	4	113	19	132	18	11	29	161
266	16 9	2347 2043	37 13	2384 2056	687 654	95 73	782 727	3166 2783
26900	37 13	3350 2393	932 810	4282 3203	607 428	216 154	823 582	5105 3785
269	37 13	3350 2393	932 810	4282 3203	607 428	216 154	823 582	5105 3785
26	1507 248	103339 76999	31516 18967	134855 95966	24518 20385	6040 4589	30558 24974	165413 120940
27101	24 12	4588 4263	34 33	4622 4296	833 780	312 281	1145 1061	5767 5357
27102	50 31	11776 11026	224 179	12000 11205	3339 3086	543 474	3882 3560	15882 14765
27103	45 31	9891 9302	486 428	10377 9730	2205 2073	530 489	2735 2562	13112 12292
271	119 74	26255 24591	744 640	26999 25231	6377 5939	1385 1244	7762 7183	34761 32414
27201	30 12	5604 5027	245 212	5849 5239	1631 1432	301 200	1932 1632	7781 6871
27202	30	3968	236	4204	807	299	1106	5310
27203	12 9	3426 2120	144 240	3570 2360	691 120	251 71	942 191	4512 2551
27204	8 10	2087 893	240 535	2327 1428	115 228	70 48	185 276	2512 1704
272	6 79	681 12585	490 1256	1171 13841	174 2786	35 719	209 3505	1380 17346
272	38	11221	1086	12307	2412	556	2968	15275
27310	22 14	5119 4770	82 74	5201 4844	719 655	170 154	889 809	6090 5653
27320	10 3	550 305	52 15	602 320	125 83	43 23	168 106	770 426
273	32 17	5669 5075	134 89	5803 5164	844 738	213 177	1057 915	6860 6079
27	230 129	44509 40887	2134 1815	46643 42702	10007 9089	2317 1977	12324 11066	58967 53768
28111	60 10	3099 1794	285 143	3384 1937	594 367	167 62	761 429	4145 2366
28112	32 9	1707 1042	325 253	2032 1295	483 244	164 91	647 335	2679 1630
28113	44 16	3225 2333	161 143	3386 2476	1453 1245	281 219	1734 1464	5120 3940
28119	14	1858	104	1962	480	111	591	2553

Tabel : 2. Jumlah perusahaan dan tenaga kerja menurut kode industri, 2004
Table : 2. Number of establishments and number of workers by industrial code, 2004

Kode Industri Industrial Code	Jumlah Perusahaan Number of Establishments	Tenaga Kerja Produksi Production Workers			Tenaga Kerja Lainnya Other Workers			Jumlah Total
		Laki-laki Male	Perempuan Female	Jumlah Total	Laki-laki Male	Perempuan Female	Jumlah Total	
	8	1660	60	1720	420	95	515	2235
28120	37	4972	80	5052	1321	310	1631	6683
	19	4267	50	4317	1171	233	1404	5721
281	187	14861	955	15816	4331	1033	5364	21180
	62	11096	649	11745	3447	700	4147	15892
Catatan : angka yang tercetak miring adalah perusahaan Industri Besar				Note : number in italic denote large establishments				
<i>* tidak bisa dipublikasikan, tetapi tergabung dalam nilai kelompok KLUU lain</i>				<i>* not available for publication, but included in ISIC group Values where applicable</i>				
28910	16	1218	101	1319	239	77	316	1635
	7	889	88	977	149	34	183	1160
28920	60	2324	84	2408	640	199	839	3247
	8	726	34	760	300	75	375	1135
28931	9	229	40	269	41	16	57	326
28932	14	1503	120	1623	285	57	342	1965
	3	1104	87	1191	193	21	214	1405
28933	56	8214	4135	12349	1048	486	1534	13883
	21	7524	3832	11356	977	445	1422	12778
28939	88	7422	4189	11611	1074	507	1581	13192
	21	6093	3512	9605	899	384	1283	10888
28991	131	12064	16189	28253	1976	1545	3521	31774
	36	9654	15269	24923	1704	1422	3126	28049
28992	52	4682	637	5319	962	390	1352	6671
	22	3789	495	4284	800	311	1111	5395
28993	62	4988	1087	6075	831	314	1145	7220
	20	3667	835	4502	581	208	789	5291
28994	68	6727	2786	9513	1902	515	2417	11930
	37	6128	2416	8544	1700	436	2136	10680
28995	42	4062	756	4818	987	291	1278	6096
	19	3437	671	4108	821	235	1056	5164
28996	2	241	0	241	96	21	117	358
	2	241	0	241	96	21	117	358
28997	11	254	203	457	58	31	89	546
	2	149	109	258	41	19	60	318
28999	82	3409	1977	5386	750	342	1092	6478
	13	1985	1347	3332	482	204	686	4018
289	693	57337	32304	89641	10889	4791	15680	105321
	211	45386	28695	74081	8743	3815	12558	86639
28	880	72198	33259	105457	15220	5824	21044	126501
	273	56482	29344	85826	12190	4515	16705	102531
29111	5	121	0	121	36	12	48	169
29112	8	856	9	865	286	75	361	1226
	6	807	9	816	261	69	330	1146
29113	17	1560	57	1617	209	77	286	1903
	5	1249	24	1273	162	44	206	1479
29114	20	769	22	791	138	67	205	996
	3	241	3	244	54	27	81	325
29120	28	2410	353	2763	662	189	851	3614
	9	1782	327	2109	470	112	582	2691
29130	35	3222	324	3546	677	191	868	4414
	14	2439	276	2715	565	114	679	3394
29141	3	391	1	392	187	24	211	603
	1	347	0	347	184	23	207	554
29142	3	103	16	119	38	10	48	167
29150	13	1583	26	1609	741	106	847	2456
	6	1226	6	1232	683	88	771	2003
29191	22	1450	101	1551	478	140	618	2169
	7	994	27	1021	362	94	456	1477
29192	12	380	11	391	17	19	36	427
29193	17	1054	121	1175	361	95	456	1631
	6	652	78	730	262	43	305	1035
29199	5	323	668	991	51	31	82	1073
	2	170	668	838	18	25	43	881
291	188	14222	1709	15931	3881	1036	4917	20848
	59	9907	1418	11325	3021	639	3660	14985
29211	25	2072	25	2097	524	104	628	2725
	6	1610	17	1627	453	80	533	2160

Tabel : 2. Jumlah perusahaan dan tenaga kerja menurut kode industri, 2004
Table : 2. Number of establishments and number of workers by industrial code, 2004

Kode Industri <i>Industrial Code</i>	Jumlah Perusahaan <i>Number of Establishments</i>	Tenaga Kerja Produksi <i>Production Workers</i>			Tenaga Kerja Lainnya <i>Other Workers</i>			Jumlah Total
		Laki-laki <i>Male</i>	Perempuan <i>Female</i>	Jumlah <i>Total</i>	Laki-laki <i>Male</i>	Perempuan <i>Female</i>	Jumlah <i>Total</i>	
		29212	1	72	0	72	20	
29221	16	1508	543	2051	732	122	854	2905
	4	1172	541	1713	620	79	699	2412
29222	2	159	0	159	154	21	175	334
	2	159	0	159	154	21	175	334
29223	10	631	25	656	217	38	255	911
	4	474	17	491	182	15	197	688
29224	3	219	7	226	82	6	88	314
	2	195	7	202	67	5	72	274
Catatan : angka yang teretak miring adalah perusahaan Industri Besar				Note : number in italic denote large establishments				
<i>* tidak bisa dipublikasikan, tetapi tergabung dalam nilai kelompok KLUUI lain</i>				<i>* not available for publication, but included in ISIC group Values where applicable</i>				
29240	16	1228	7	1235	628	71	699	1934
	4	797	1	798	513	32	545	1343
29250	7	289	1	290	64	14	78	368
	1	93	0	93	23	0	23	116
29261	2	122	7	129	14	10	24	153
29263	18	1495	15	1510	248	87	335	1845
	2	1018	8	1026	142	20	162	1188
29270	4	2053	93	2146	879	175	1054	3200
	1	1976	83	2059	878	171	1049	3108
29291	7	576	126	702	79	50	129	831
	3	451	117	568	49	37	86	654
29292	2	90	1	91	9	5	14	105
29299	15	849	52	901	193	117	310	1211
	4	476	36	512	131	87	218	730
292	128	11363	902	12265	3843	825	4668	16933
	33	8421	827	9248	3212	547	3759	13007
29301	2	219	50	269	44	29	73	342
	2	219	50	269	44	29	73	342
29302	23	5228	3525	8753	1079	496	1575	10328
	14	5011	3405	8416	1033	475	1508	9924
29309	67	12311	14065	26376	1882	761	2643	29019
	43	11700	13613	25313	1725	688	2413	27726
293	92	17758	17640	35398	3005	1286	4291	39689
	59	16930	17068	33998	2802	1192	3994	37992
29	408	43343	20251	63594	10729	3147	13876	77470
	151	35258	19313	54571	9035	2378	11413	65984
30001	1	1833	0	1833	0	0	0	1833
	1	1833	0	1833	0	0	0	1833
30003	5	557	85	642	29	24	53	695
	1	425	0	425	0	0	0	425
30004	1	91	0	91	0	0	0	91
300	7	2481	85	2566	29	24	53	2619
	2	2258	0	2258	0	0	0	2258
30	7	2481	85	2566	29	24	53	2619
	2	2258	0	2258	0	0	0	2258
31101	8	804	2069	2873	279	149	428	3301
	5	679	2037	2716	233	133	366	3082
31102	6	789	1113	1902	98	30	128	2030
	3	744	1112	1856	85	23	108	1964
31103	23	2352	2937	5289	913	377	1290	6579
	13	1985	2926	4911	786	330	1116	6027
311	37	3945	6119	10064	1290	556	1846	11910
	21	3408	6075	9483	1104	486	1590	11073
31201	45	2920	2684	5604	880	635	1515	7119
	15	1932	2559	4491	642	526	1168	5659
31202	14	990	539	1529	354	160	514	2043
	8	860	442	1302	306	136	442	1744
312	59	3910	3223	7133	1234	795	2029	9162
	23	2792	3001	5793	948	662	1610	7403
31300	72	12844	6775	19619	2853	807	3660	23279

Tabel : 2. Jumlah perusahaan dan tenaga kerja menurut kode industri, 2004
Table : 2. Number of establishments and number of workers by industrial code, 2004

Kode Industri Industrial Code	Jumlah Perusahaan Number of Establishments	Tenaga Kerja Produksi Production Workers			Tenaga Kerja Lainnya Other Workers			Jumlah Total
		Laki-laki Male	Perempuan Female	Jumlah Total	Laki-laki Male	Perempuan Female	Jumlah Total	
	40	11964	6328	18292	2669	726	3395	21687
313	72	12844	6775	19619	2853	807	3660	23279
	40	11964	6328	18292	2669	726	3395	21687
31401	10	3601	2686	6287	1017	339	1356	7643
	9	3562	2680	6242	1017	339	1356	7598
31402	27	4373	611	4984	1091	211	1302	6286
	17	4012	538	4550	1005	183	1188	5738
Catatan : angka yang tercetak miring adalah perusahaan Industri Besar				Note : number in italic denote large establishments				
<i>* tidak bisa dipublikasikan, tetapi tergabung dalam nilai kelompok KLUU lain</i>				<i>* not available for publication, but included in ISIC group Values where applicable</i>				
314	37	7974	3297	11271	2108	550	2658	13929
	26	7574	3218	10792	2022	522	2544	13336
31501	7	1241	393	1634	655	118	773	2407
	4	1211	325	1536	639	102	741	2277
31502	4	1108	1296	2404	255	103	358	2762
	2	1069	1265	2334	249	97	346	2680
31509	13	1699	600	2299	278	73	351	2650
	6	1573	502	2075	228	53	281	2356
315	24	4048	2289	6337	1188	294	1482	7819
	12	3853	2092	5945	1116	252	1368	7313
31900	20	2072	7848	9920	901	276	1177	11097
	9	1762	7659	9421	802	226	1028	10449
319	20	2072	7848	9920	901	276	1177	11097
	9	1762	7659	9421	802	226	1028	10449
31	249	34793	29551	64344	9574	3278	12852	77196
	131	31353	28373	59726	8661	2874	11535	71261
32100	158	19761	58125	77886	5715	3612	9327	87213
	123	19098	57211	76309	5573	3508	9081	85390
321	158	19761	58125	77886	5715	3612	9327	87213
	123	19098	57211	76309	5573	3508	9081	85390
32200	15	2501	2444	4945	1170	254	1424	6369
	9	2415	2298	4713	1123	237	1360	6073
322	15	2501	2444	4945	1170	254	1424	6369
	9	2415	2298	4713	1123	237	1360	6073
32300	46	14574	15908	30482	7072	1733	8805	39287
	30	14329	15677	30006	6911	1671	8582	38588
323	46	14574	15908	30482	7072	1733	8805	39287
	30	14329	15677	30006	6911	1671	8582	38588
32	219	36836	76477	113313	13957	5599	19556	132869
	162	35842	75186	111028	13607	5416	19023	130051
33111	5	1323	161	1484	381	79	460	1944
	4	1298	161	1459	377	76	453	1912
33112	1	18	26	44	2	0	2	46
33113	10	1199	1089	2288	415	205	620	2908
	6	1119	1075	2194	357	182	539	2733
33121	9	485	28	513	234	49	283	796
	2	260	8	268	174	24	198	466
331	25	3025	1304	4329	1032	333	1365	5694
	12	2677	1244	3921	908	282	1190	5111
33201	5	863	1082	1945	153	74	227	2172
	3	789	1038	1827	139	69	208	2035
33202	1	345	562	907	132	76	208	1115
	1	345	562	907	132	76	208	1115
33203	1	114	184	298	925	1879	2804	3102
	1	114	184	298	925	1879	2804	3102
33204	2	82	459	541	46	24	70	611

Tabel : 2. Jumlah perusahaan dan tenaga kerja menurut kode industri, 2004
Table : 2. Number of establishments and number of workers by industrial code, 2004

Kode Industri <i>Industrial Code</i>	Jumlah Perusahaan <i>Number of Establishments</i>	Tenaga Kerja Produksi <i>Production Workers</i>			Tenaga Kerja Lainnya <i>Other Workers</i>			Jumlah Total
		Laki-laki <i>Male</i>	Perempuan <i>Female</i>	Jumlah <i>Total</i>	Laki-laki <i>Male</i>	Perempuan <i>Female</i>	Jumlah <i>Total</i>	
	1	58	455	513	35	24	59	572
332	9	1404	2287	3691	1256	2053	3309	7000
	6	1306	2239	3545	1231	2048	3279	6824
33300	13	515	483	998	86	68	154	1152
	3	313	269	582	41	28	69	651
333	13	515	483	998	86	68	154	1152
	3	313	269	582	41	28	69	651
Catatan : angka yang tercetak miring adalah perusahaan Industri Besar				Note : number in italic denote large establishments				
<i>* tidak bisa dipublikasikan, tetapi tergabung dalam nilai kelompok KLUUI lain</i>				<i>* not available for publication, but included in ISIC group Values where applicable</i>				
33	47	4944	4074	9018	2374	2454	4828	13846
	21	4296	3752	8048	2180	2358	4538	12586
34100	15	13366	241	13607	5238	420	5658	19265
	13	13260	235	13495	5228	414	5642	19137
341	15	13366	241	13607	5238	420	5658	19265
	13	13260	235	13495	5228	414	5642	19137
34200	75	8467	103	8570	1333	450	1783	10353
	23	6828	69	6897	1040	340	1380	8277
342	75	8467	103	8570	1333	450	1783	10353
	23	6828	69	6897	1040	340	1380	8277
34300	171	30411	4071	34482	7019	1416	8435	42917
	94	28008	3778	31786	6525	1201	7726	39512
343	171	30411	4071	34482	7019	1416	8435	42917
	94	28008	3778	31786	6525	1201	7726	39512
34	261	52244	4415	56659	13590	2286	15876	72535
	130	48096	4082	52178	12793	1955	14748	66926
35111	79	6807	196	7003	3079	519	3598	10601
	13	4888	140	5028	2779	405	3184	8212
35112	7	251	18	269	32	19	51	320
35113	43	3226	59	3285	969	130	1099	4384
	11	2140	33	2173	617	75	692	2865
35115	3	617	5	622	163	18	181	803
	3	617	5	622	163	18	181	803
35120	1	26	0	26	5	0	5	31
351	133	10927	278	11205	4248	686	4934	16139
	27	7645	178	7823	3559	498	4057	11880
35201	6	656	0	656	304	42	346	1002
	1	549	0	549	285	36	321	870
352	6	656	0	656	304	42	346	1002
	1	549	0	549	285	36	321	870
35301	1	7550	387	7937	1470	370	1840	9777
	1	7550	387	7937	1470	370	1840	9777
353	1	7550	387	7937	1470	370	1840	9777
	1	7550	387	7937	1470	370	1840	9777
35911	25	11190	778	11968	2320	519	2839	14807
	14	10844	756	11600	2196	487	2683	14283
35912	96	9558	1147	10705	1894	438	2332	13037
	36	7649	805	8454	1615	324	1939	10393
35921	16	1717	790	2507	326	166	492	2999
	7	1407	677	2084	267	142	409	2493
35922	44	2464	1221	3685	292	157	449	4134
	9	1687	810	2497	192	102	294	2791
35990	2	71	0	71	5	22	27	98
359	183	25000	3936	28936	4837	1302	6139	35075
	66	21587	3048	24635	4270	1055	5325	29960

Tabel 2. Jumlah perusahaan dan tenaga kerja menurut kode industri, 2004
Table : 2. *Number of establishments and number of workers by industrial code, 2004*

Kode Industri Industrial Code	Jumlah Perusahaan Number of Establishments	Tenaga Kerja Produksi Production Workers			Tenaga Kerja Lainnya Other Workers			Jumlah Total
		Laki-laki Male	Perempuan Female	Jumlah Total	Laki-laki Male	Perempuan Female	Jumlah Total	
		35	323 <i>95</i>	44133 <i>37331</i>	4601 <i>3613</i>	48734 <i>40944</i>	10859 <i>9584</i>	
36101	1033 <i>284</i>	77197 <i>57258</i>	29836 <i>23663</i>	107033 <i>80921</i>	10837 <i>8169</i>	4201 <i>2950</i>	15038 <i>11119</i>	122071 <i>92040</i>
36102	214 <i>90</i>	21610 <i>18500</i>	13079 <i>11294</i>	34689 <i>29794</i>	2945 <i>2482</i>	1248 <i>1013</i>	4193 <i>3495</i>	38882 <i>33289</i>
36103	5 <i>2</i>	286 <i>255</i>	155 <i>79</i>	441 <i>334</i>	28 <i>11</i>	40 <i>35</i>	68 <i>46</i>	509 <i>380</i>
36104	67 <i>17</i>	4041 <i>2574</i>	1139 <i>863</i>	5180 <i>3437</i>	718 <i>440</i>	364 <i>220</i>	1082 <i>660</i>	6262 <i>4097</i>
Catatan : angka yang tercetak miring adalah perusahaan Industri Besar				Note : number in italic denote large establishments				
<i>* tidak bisa dipublikasikan, tetapi tergabung dalam nilai kelompok KLUI lain</i>				<i>* not available for publication, but included in ISIC group Values where applicable</i>				
36109	31 <i>4</i>	987 <i>540</i>	410 <i>132</i>	1397 <i>672</i>	230 <i>136</i>	109 <i>63</i>	339 <i>199</i>	1736 <i>871</i>
361	1350 <i>397</i>	104121 <i>79127</i>	44619 <i>36031</i>	148740 <i>115158</i>	14758 <i>11238</i>	5962 <i>4281</i>	20720 <i>15519</i>	169460 <i>130677</i>
36911	1	15	0	15	4	2	6	21
36912	56 <i>16</i>	3453 <i>2571</i>	2488 <i>2012</i>	5941 <i>4583</i>	741 <i>591</i>	770 <i>574</i>	1511 <i>1165</i>	7452 <i>5748</i>
36913	6 <i>2</i>	297 <i>223</i>	1154 <i>1091</i>	1451 <i>1314</i>	108 <i>91</i>	29 <i>24</i>	137 <i>115</i>	1588 <i>1429</i>
36914	1	28	0	28	5	2	7	35
36915	41 <i>8</i>	1302 <i>722</i>	1574 <i>1291</i>	2876 <i>2013</i>	137 <i>100</i>	118 <i>85</i>	255 <i>185</i>	3131 <i>2198</i>
36921	5	113	0	113	25	8	33	146
36922	17 <i>11</i>	5933 <i>5725</i>	2928 <i>2869</i>	8861 <i>8594</i>	475 <i>436</i>	206 <i>198</i>	681 <i>634</i>	9542 <i>9228</i>
36930	52 <i>16</i>	1548 <i>1138</i>	2110 <i>1396</i>	3658 <i>2534</i>	375 <i>297</i>	154 <i>102</i>	529 <i>399</i>	4187 <i>2933</i>
36941	19 <i>10</i>	1257 <i>1161</i>	4241 <i>3977</i>	5498 <i>5138</i>	314 <i>297</i>	194 <i>162</i>	508 <i>459</i>	6006 <i>5597</i>
36942	62 <i>20</i>	2742 <i>2184</i>	15037 <i>14321</i>	17779 <i>16505</i>	729 <i>612</i>	444 <i>334</i>	1173 <i>946</i>	18952 <i>17451</i>
36991	45 <i>24</i>	4590 <i>4187</i>	5823 <i>5447</i>	10413 <i>9634</i>	1274 <i>1214</i>	681 <i>636</i>	1955 <i>1850</i>	12368 <i>11484</i>
36993	97 <i>28</i>	2700 <i>1664</i>	17287 <i>16017</i>	19987 <i>17681</i>	577 <i>398</i>	704 <i>583</i>	1281 <i>981</i>	21268 <i>18662</i>
36999	104 <i>27</i>	3773 <i>2525</i>	4008 <i>2779</i>	7781 <i>5304</i>	911 <i>592</i>	412 <i>261</i>	1323 <i>853</i>	9104 <i>6157</i>
369	506 <i>162</i>	27751 <i>22100</i>	56650 <i>51200</i>	84401 <i>73300</i>	5675 <i>4628</i>	3724 <i>2959</i>	9399 <i>7587</i>	93800 <i>80887</i>
36	1856 <i>559</i>	131872 <i>101227</i>	101269 <i>87231</i>	233141 <i>188458</i>	20433 <i>15866</i>	9686 <i>7240</i>	30119 <i>23106</i>	263260 <i>211564</i>
37100	2	59	4	63	19	6	25	88
371	2	59	4	63	19	6	25	88
37200	60 <i>4</i>	1349 <i>283</i>	978 <i>144</i>	2327 <i>427</i>	195 <i>47</i>	128 <i>39</i>	323 <i>86</i>	2650 <i>513</i>
372	60 <i>4</i>	1349 <i>283</i>	978 <i>144</i>	2327 <i>427</i>	195 <i>47</i>	128 <i>39</i>	323 <i>86</i>	2650 <i>513</i>
37	62 <i>4</i>	1408 <i>283</i>	982 <i>144</i>	2390 <i>427</i>	214 <i>47</i>	134 <i>39</i>	348 <i>86</i>	2738 <i>513</i>
Total	20685 <i>6633</i>	1828863 <i>1554656</i>	1789459 <i>1607632</i>	3618322 <i>3162288</i>	501541 <i>442846</i>	205116 <i>176279</i>	706657 <i>619125</i>	4324979 <i>3781413</i>
Catatan : angka yang tercetak miring adalah perusahaan Industri Besar				Note : number in italic denote large establishments				
<i>* tidak bisa dipublikasikan, tetapi tergabung dalam nilai kelompok KLUI lain</i>				<i>* not available for publication, but included in ISIC group Values where applicable</i>				

Tabel 3. Pengeluaran untuk pekerja menurut kode industri dan jenis pengeluaran, 2004
 Table 3. Employment cost of workers by industrial code and type of employment cost, 2004

Nilai - Value (000 Rp)

Kode Industri Industrial Code Code	Pengeluaran untuk Pekerja Produksi - Employment Cost of Product Workers			Pengeluaran untuk Pekerja Lainnya - Employment Cost of Others Workers			Pengeluaran untuk Seluruh Pekerja - Total Employment Cost		
	Upah/Gaji Wage/Salary	Insentif lainnya Others Incentive	Jumlah Total	Upah/Gaji Wage/Salary	Insentif lainnya Others Incentive	Jumlah Total	Upah/Gaji Wage/Salary	Insentif lainnya Others Incentive	Jumlah Total
17231	3511283	121468	3632751	1288142	63896	1352038	4799425	185364	4984789
17232	48164577	1411048	49575625	14123315	798997	14922312	62287892	2210045	64497937
17291	29115461	3893481	33008942	9084000	424334	9508334	38199461	4317815	42517276
17292	8667382	674954	9342336	2035522	1212660	2248182	10702904	887614	11590518
17293	28731552	2445441	31176993	5602983	449021	6052004	34334535	2894462	37228997
17294	32031060	227162	32258222	2520462	180818	2701280	34551522	407980	34959502
17295	30772490	166769	30939259	2248714	167804	2416518	33021204	334573	33355777
17299	6011117	494293	7095410	1792118	261559	2053677	8393235	755852	9149087
172	362271278	37134849	399406577	86494984	8505701	95000685	448766712	45640550	494407262
17301	330804297	28216534	359020831	99711860	3637243	103349103	430516157	31853777	462369934
17302	278190784	26938100	305128884	58276666	5832698	64109364	336467450	32770798	379238248
17303	22413363	2437406	24850769	5750021	743190	6493211	28163384	3180596	31343980
17304	11498861	1287160	12786021	2303149	152113	2455262	13802010	1439273	15281283
173	642907305	58879200	701786505	166041696	10365244	176406940	808949001	69244444	878193445
17400	9229606	215636	9445242	968099	55083	1023182	10197705	270719	10468424
174	9229606	215636	9445242	968099	55083	1023182	10197705	270719	10468424
17	3725141634	420352348	4145493982	1015226830	110208830	1125435660	4740368464	530561178	5270929642
18101	3209703087	411362348	3621065435	603209623	86002156	689211779	3812912710	497364504	4310277214
18102	38896712	2391013	41287725	8466047	614619	9080666	47362759	3005632	50368391
18103	18794434	5687563	24481997	3891070	531054	4426175	22685504	6222668	28908172
18104	33899618	4419137	38318755	7133878	321526	7455404	41033496	4740663	45774159
181	3301293851	423860603	3725153912	622700618	87473406	710174024	3923994469	511333467	4435327936
18202	7618280	177300	7795580	2050220	32600	2082820	9668500	209900	9878400
182	7618280	177300	7795580	2050220	32600	2082820	9668500	209900	9878400
18	3308912131	424037361	3732949492	624750838	87506006	712256844	3933662969	511543367	4445206336
19111	1824681	219816	2044497	847922	59336	907258	2672603	279152	2951755
19112	42404948	3257106	45662054	34115006	1024867	35139873	76519954	4281973	80801927
19113	33455934	2738242	36184176	31111998	794448	31906446	64557932	3532690	68090622
19121	77125488	5441578	82567066	20074190	1868856	21943046	97199678	7310434	104510112
19122	66146283	4784068	70930351	17389572	1556010	18945582	83535855	6340078	89875933
19129	26450825	591832	27042657	7655281	163408	7818689	34106106	755240	34861346
191	149997800	9519330	159517130	62818749	3122121	65940870	212816549	12641451	225458000
19201	333409864	31901119	365310983	79654600	5979704	85634304	413064464	37880823	450945287
19202	1246854102	334147727	1581001829	333841488	87206710	421048198	1580695590	421354437	2002050027
19203	25218270	1814736	27033006	8764441	294013	9058454	33982711	2108749	36091460
19209	59271459	1186368	70457827	18558355	2320750	20879105	77829814	13507118	91336932
192	1664753695	379049950	2043803645	440818884	95801177	536620061	2105572579	474851127	2580423706
19	1814751495	388569280	2203320775	503637633	98923298	602560931	2318389128	487492578	2805881706
20101	109505328	6074217	115579545	30052439	2165149	32217588	139557767	8239366	147797133

Catatan : angka yang teretak miring adalah perusahaan Industri Besar
 * tidak bisa dipublikasikan, tetapi tergabung dalam nilai kelompok KLUI lain

Note : number in italic denote large establishments
 * not available for publication, but included in ISIC group Values where applicable

Tabel 3. **Pengeluaran untuk pekerja menurut kode industri dan jenis pengeluaran, 2004**
 Table 3. **Employment cost of workers by industrial code and type of employment cost, 2004**

Nilai - Value (000 Rp)

Kode Industri Industrial Code Code	Pengeluaran untuk Pekerja Produksi - Employment Cost of Product Workers			Pengeluaran untuk Pekerja Lainnya - Employment Cost of Others Workers			Pengeluaran untuk Seluruh Pekerja - Total Employment Cost		
	Upah/Gaji	Insentif lainnya	Jumlah	Upah/Gaji	Insentif lainnya	Jumlah	Upah/Gaji	Insentif lainnya	Jumlah
	Wage/Salary	Others Incentive	Total	Wage/Salary	Others Incentive	Total	Wage/Salary	Others Incentive	Total
231	2944759	243902	3188661	825454	81727	907181	3770213	325629	4095842
23201	9877017	16187	9893204	4083161	29881	4113042	13960178	46068	14006246
23202	5348124	3698176	9046300	5110226	7731988	12842214	10458350	11430164	21888514
23203	15560147	5701940	21262087	6832555	4126365	10958920	22392702	9828305	32221007
23204	7069693	2434190	9503883	1854073	398537	2252610	8923766	2832727	11756493
23205	2523481	90389	2613870	1852366	156140	2008506	4375847	246529	4622376
232	34540913	9842104	44383017	19043264	12859825	31903089	53584177	22701929	76286106
23	37485672	10086006	47571678	19688718	12941552	32630270	57354390	23027558	80381948
24111	12385669	7647063	20032732	6845928	4480149	11326077	19231597	12127212	31358809
24112	118054392	15016572	133070964	52430774	7278161	59708935	170485166	22294733	192779899
24113	13371098	705630	14076728	12633218	708414	13341632	26004316	1414044	27418360
24114	60443316	11810167	72253483	37220858	8178768	45399626	97664174	19988935	117653109
24115	18060504	1637739	19698243	4284020	543010	4827030	22344524	2180749	24525723
24116	36167356	12074325	48241681	55081716	42043048	97124764	91249072	54117373	145366445
24117	62651828	14632937	77284765	138192452	146078210	284270662	200844280	160711147	361555427
24118	61462645	14395100	75857745	137739430	145927203	283666633	199202075	160322303	359524378
24119	124388095	13403791	137791886	66406458	9399549	75806007	190794553	22803340	213597893
24121	3959234	453291	4412525	1281498	118506	1400004	5240732	571797	5812529
24122	73756277	20970120	94726397	75379400	11931547	87310947	149135677	32901667	182037344
24123	62750198	6839404	69589602	34464023	3884212	38348235	97214221	10723616	107937837
24131	146442032	19108256	165550288	73820095	28122283	101942378	220262127	47230539	267492666
24132	1868520	108766	1977286	1909310	29680	1938990	3777830	138446	3916276
241	773295047	135015444	908310491	617337765	276193172	893530937	1390632812	411208616	1801841428
24211	82168542	39044559	121213101	13004867	4200	13009067	95173409	39048759	134222168
24212	133554969	30949903	164504872	71531953	23392782	94924735	205086922	54342685	259429607
24213	535800	79220	615020	78060	14695	92755	613860	93915	707775
24220	101644456	7329771	108974227	80903592	5187052	86090644	182548048	12516823	195064871
24231	17645975	3816039	21462014	23335549	14768098	38103647	40981524	18584137	59565661
24232	602765018	101150878	703915896	725431904	123855912	849287816	1328196922	225006790	1553203712
24233	55755163	8772490	64527653	56376538	3800858	60177396	112131701	12573348	124705049
24241	47299414	7652725	54952139	50484047	3298200	53786247	97783461	10950925	108734386
24242	90558576	3901569	94460145	62273707	2467209	64740916	152832283	6368778	152901061
24243	87203980	3685366	90889346	57496374	2346583	59842957	144700354	8031949	150732303
24244	74130855	16896067	91026922	97267660	15805354	113073014	171398515	32701421	204209936
24291	37733396	6516519	44249915	51148466	161995912	168184446	88881862	17363965	106245827
24292	1449163	0	1449163	531536	236403	767939	1980699	236403	2217102
24293	20120173	8454709	28574882	23669294	6126636	29795930	43789467	14581345	58370812
24294	25634048	5295631	30929679	24418948	11443768	35862716	50052996	16739399	66792395
24295	81216318	5259740	86476058	16340580	807170	17147750	97556898	6066910	103623808
24299	98613853	36995336	135609189	70130133	11975994	82106127	169943986	48971330	218915316
242	1425768887	274482146	1700251033	1316802616	230741783	1547544399	2742571503	505223929	3247795432
24301	29856721	389646	30246367	10087287	18279	10274584	39944008	576943	40520951
24302	308218709	42854397	351073106	106613188	17714025	124327213	414831897	60568422	475400319
243	338075430	43244043	381319473	116700475	17901322	134601797	454775905	61145365	515921270
24	2537139364	452741633	2989880997	2050840856	524836277	2575677133	4587980220	977577910	5565558130

Catatan : angka yang teretrik miring adalah perusahaan Industri Besar

Note : number in italic denote large establishments

* tidak bisa dipublikasikan, tetapi tergabung dalam nilai kelompok KLU lain

* not available for publication, but included in ISIC group Values where applicable

Tabel 3. Pengeluaran untuk pekerja menurut kode industri dan jenis pengeluaran, 2004
 Table Employment cost of workers by industrial code and type of employment cost, 2004

Nilai - Value (000 Rp)

Kode Industri Industrial Code Code	Pengeluaran untuk Pekerja Produksi - Employment Cost of Product Workers			Pengeluaran untuk Pekerja Lainnya - Employment Cost of Others Workers			Pengeluaran untuk Seluruh Pekerja - Total Employment Cost		
	Upah/Gaji	Insentif lainnya	Jumlah	Upah/Gaji	Insentif lainnya	Jumlah	Upah/Gaji	Insentif lainnya	Jumlah
	Wage/Salary	Others Incentive	Total	Wage/Salary	Others Incentive	Total	Wage/Salary	Others Incentive	Total
30	18216403	51028	18267431	713685	8110	721795	18930088	59138	18989226
31101	34412309	6069468	40481777	22165929	4676935	26842864	56578238	10746403	67324641
31102	9811941	14633198	24445139	8099220	7241059	15340279	17911161	21874257	39785418
31103	16688947	8886136	25575083	28100442	7023264	35123706	100297631	23712211	124008842
311	116421439	37391613	153813052	58365591	18941258	77306849	174787030	56332871	231119901
31201	53866928	12761540	66628468	30144076	8823097	38967173	84011004	21584637	105595641
31202	17484919	4480290	21965209	7918234	2028927	9947161	25403153	6509217	31912370
312	71351847	17241830	88593677	38062310	10852024	48914334	109414157	28093854	137508011
31300	214510048	62467599	276977647	88365539	19532173	107897712	302875587	81999772	384875359
313	214510048	62467599	276977647	88365539	19532173	107897712	302875587	81999772	384875359
31401	83233148	42785872	126019020	87290774	18032889	105323663	170523922	60818761	231342683
31402	46380419	8103375	54483794	30344582	3842219	34186801	76725001	11945594	88670595
314	129613567	50889247	180502814	117635356	21875108	139510464	247248923	72764355	320013278
31501	14511160	1005674	15516834	7575132	418538	7993670	22086292	1424212	23510504
31502	33402456	6108424	39510880	14631532	2492721	17124253	48033988	8601145	56635133
31509	16595463	2821668	19417131	4179645	2954423	7134068	20775108	5776091	26551199
315	64509079	9935766	74444845	26386309	5865682	32251991	90895388	15801448	106696836
31900	98466596	20794923	119261519	24061406	4247050	28308456	122528002	25041973	147569975
319	98466596	20794923	119261519	24061406	4247050	28308456	122528002	25041973	147569975
31	694872576	198720978	893593554	352876511	81313295	434189806	1047749087	280034273	1327783360
32100	864440138	173751666	1038191804	205096631	57639379	262736010	1069536769	231391045	1300927814
321	864440138	173751666	1038191804	205096631	57639379	262736010	1069536769	231391045	1300927814
32200	25729613	4689531	30419144	19786300	880279	20666579	45515913	5569810	51085723
322	25729613	4689531	30419144	19786300	880279	20666579	45515913	5569810	51085723
32300	273345043	31048452	304393495	96009340	10904294	106913634	369354383	41952746	411307129
323	273345043	31048452	304393495	96009340	10904294	106913634	369354383	41952746	411307129
32	1163514794	209489649	1373004443	320892271	69423952	390316223	1484407065	278913601	1763320666
33111	7065755	101381	7167136	9486297	167053	9653350	16552052	268434	16820486
33112	6953255	101381	7054636	9452697	167053	9619750	16405952	268434	16674386
33113	19613303	2143952	21757255	6916570	1299403	8215973	26529873	3443355	29973228
33121	6564779	748574	7313353	4106992	549214	4656206	10671771	1297788	11969559
331	33506039	2993907	36499946	20526454	2015670	22542124	54032493	5009577	59042070
33201	16686878	892776	17581454	2440479	122371	2562850	19109157	1015147	20124304
33202	15589485	844038	16433523	2309164	112266	2421430	17896649	956304	18854953
33203
33204

Catatan : angka yang tercetak miring adalah perusahaan Industri Besar
 * tidak bisa dipublikasikan, tetapi tergabung dalam nilai kelompok KLUI lain

Note : number in italic denote large establishments
 * not available for publication, but included in ISIC group Values where applicable

Tabel 3. **Pengeluaran untuk pekerja menurut kode industri dan jenis pengeluaran, 2004**
 Table Employment cost of workers by industrial code and type of employment cost, 2004

Nilai - Value (000 Rp)

Kode Industri Industrial Code Code	Pengeluaran untuk Pekerja Produksi - Employment Cost of Product Workers			Pengeluaran untuk Pekerja Lainnya - Employment Cost of Others Workers			Pengeluaran untuk Seluruh Pekerja - Total Employment Cost		
	Upah/Gaji	Insentif lainnya	Jumlah	Upah/Gaji	Insentif lainnya	Jumlah	Upah/Gaji	Insentif lainnya	Jumlah
	Wage/Salary	Others Incentive	Total	Wage/Salary	Others Incentive	Total	Wage/Salary	Others Incentive	Total
36921	503158	12034	515192	160531	20666	181197	663689	32700	696389
36922	53363689	8565438	61929127	35046508	4531375	39577883	88410197	13096813	101507010
	51645707	8520123	60165830	34446067	4517500	38963567	86091774	13037623	99129397
36930	19150828	1217288	20368116	7308119	1189517	8497636	26458947	2406805	28865752
	12772679	672735	13445414	6207967	1052091	7260058	18980646	1724826	20705472
36941	51239116	12443642	63682758	13493503	1064085	14557588	64732619	13507727	78240346
	47625520	12948319	59973839	12514140	1032671	13546811	60139660	13380990	73520650
36942	224331642	4314339	228645981	33573034	748278	34321312	257904676	5062617	262967293
	217477133	3916363	221393496	32218504	604922	32823426	249695637	4521285	254216922
36991	78876554	5086638	83963192	28166114	1837608	30003722	107042668	6924246	113966914
	72868698	4639366	77508064	26652817	1736230	28389047	99521515	6375596	105897111
36993	114584813	9972468	124557281	9658714	2287609	11946323	124243527	12260077	136503604
	105395125	9425369	114820494	7738985	2153308	9892293	113134110	11578677	124712787
36999	39200830	5553006	44753836	13839014	1613069	15452083	53039844	7166075	60205919
	27242487	4307879	31550366	8968338	1266437	10234775	36210825	5574316	41785141
369	649708185	82176531	731984716	158634830	14632698	173267528	808343015	96809229	905152244
	589659067	78249219	667908286	143764748	13610347	157375095	733423815	91859566	825283381
36	1655194840	160907050	1816101890	419041835	43837114	462878949	2074236675	204744164	2278980839
	1392462556	145816499	1538279055	358263211	38786925	397050136	1750725767	184603424	1935329191
37100	-	-	-	-	-	-	-	-	-
371	-	-	-	-	-	-	-	-	-
37200	12897048	896371	13793419	2990946	585074	3576020	15887994	1481445	17369439
	2936070	356868	3292938	1083000	449969	1532969	4019070	806837	4825907
372	12897048	896371	13793419	2990946	585074	3576020	15887994	1481445	17369439
	2936070	356868	3292938	1083000	449969	1532969	4019070	806837	4825907
37	13212556	896371	14108927	3163250	585074	3748324	16375806	1481445	17857251
	2936070	356868	3292938	1083000	449969	1532969	4019070	806837	4825907
Total	32382080351	5616622622	37998702973	12319915322	2749432892	15069348214	44701995673	8366055514	53068051187
	29437967339	5346957985	34784925324	11216766818	2611106452	13827873270	40654734157	7958064437	48612798594

Catatan : angka yang tercetak miring adalah perusahaan Industri Besar

Note : number in italic denote large establishments

* tidak bisa dipublikasikan, tetapi tergabung dalam nilai kelompok KLUI lain

* not available for publication, but included in ISIC group Values where applicable

Tabel 4. Tenaga listrik yang dibangkitkan sendiri, yang dibeli, dan yang dijual menurut kode industri, 2004
Table : 4. *Electrical produced, purchased, and sold by industrial code, 2004*

Kode Industri Industrial Code	Produksi Sendiri Own Production (KWH)	Tenaga Listrik - Electricity			
		Yang dibeli - Purchased		Yang dijual - Sold	
		Banyaknya - Quantity (KWh)	Nilai - Value (000 Rp)	Banyaknya - Quantity (KWh)	Nilai - Value (000 Rp)
15111	24351	9296011	4159625	0	0
	0	7109311	3067709	0	0
15112	5762520	66189972	30466459	0	0
	5620940	63868230	29260443	0	0
15121	381405123	47712584	25149294	0	0
	379708802	47465790	25026715	0	0
15122	1399619	2759613	1729277	0	0
	649241	1803676	1170413	0	0
15123	1990000	2059556	1146783	0	0
	-	-	-	0	0
15124	138630663	193363430	107666449	92277952	106119645
	98805277	152775412	85585473	92104617	105920310
15125	0	4249084	2303663	0	0
	-	-	-	0	0
15129	165485129	23194279	12280802	0	0
	164892642	21050857	11075423	0	0
15131	50856150	8391074	4322913	0	0
	50856150	6667333	3522209	0	0
15132	6459	205973	95667	0	0
15133	430290	7790148	3815731	0	0
	57874	6192332	2907753	0	0
15134	43451	2111420	996321	0	0
	-	-	-	0	0
15139	1634271	1658363	926817	0	0
	-	-	-	0	0
15141	510934910	137390263	68716433	9740	11201
	477658779	120984896	60717777	9409	10820
15142	382342	30951895	13928353	0	0
	-	-	-	0	0
15143	69093369	32611224	18056428	0	0
	65023164	23437533	13181327	0	0
15144	1184550222	182907515	104454316	1250892	658172
	1182260729	177446174	98544545	1250892	658172
15145	43840404	89911749	40608699	0	0
	-	-	-	0	0
15149	-	-	-	0	0
	-	-	-	0	0
151	2556469273	849558908	444566645	93538584	106789018
	2471759795	763686086	396193312	93364918	106589302
15211	19608827	779140733	666438956	0	0
	18767031	767708233	660786338	0	0
15212	0	12513180	5632667	0	0
	0	12504502	5627026	0	0
15213	213414	12816172	6912206	0	0
	88640	10756910	5792115	0	0
152	19822241	804470085	678983829	0	0
	18835671	790969645	672205479	0	0
15311	2627070	22208662	11463632	0	0
	19870	441079	247064	0	0
15312	0	896283	450474	0	0
15313	54122294	30291740	15917655	0	0
	52461036	26815289	14162147	0	0
15314	60378926	1570327	903369	0	0
	60292624	1151968	618312	0	0
15315	42528	193038	92312	0	0
	10000	129542	67089	0	0
15316	0	102988	54909	0	0
15317	-	-	-	0	0
15318	28800	76940	43060	0	0
	-	-	-	0	0
15321	0	773297729	355104365	0	0
	0	773297729	355104365	0	0
15322	9624990	13560168	7508822	0	0
	4899978	8156675	4924052	0	0
15323	53624950	74690374	35542456	52	60
	28588678	57647366	27006430	0	0
15324	0	487900	223095	0	0
15329	1382434	306171	161919	0	0
15331	98662232	270284508	132554085	0	0
	94048851	245232365	120057933	0	0
15332	2414870	236983141	126362723	0	0
	2216261	188491457	103881538	0	0
153	282909094	1425031449	686428508	52	60
	242566098	1301388270	626071330	0	0
15410	40037549	97278823	56780565	0	0
	33220847	69884124	42512216	0	0
15421	90680882	67139715	31592559	0	0
	90680882	67139715	31592559	0	0
15422	34000	5213	2866	0	0
	-	-	-	0	0
15423	656415	3833930	1872886	0	0
	-	-	-	0	0
15424	3669930	3442066	1739402	0	0
	-	-	-	0	0
15429	0	13170	8030	0	0

Catatan : angka yang tercetak miring adalah perusahaan Industri Besar

Note : number in italic denote large establishments

* tidak bisa dipublikasikan, tetapi tergabung dalam nilai kelompok KLUU lain

* not available for publication, but included in ISIC group Values where applicable

15431	7143236	0	0	0	0
	-	-	-	-	-

Tabel 4. Tenaga listrik yang dibangkitkan sendiri, yang dibeli, dan yang dijual menurut kode industri, 2004
Table : 4. Electrical produced, purchased, and sold by industrial code, 2004

Kode Industri Industrial Code	Produksi Sendiri Own Production (KWH)	Tenaga Listrik - Electricity			
		Yang dibeli - Purchased		Yang dijual - Sold	
		Banyaknya - Quantity (KWh)	Nilai - Value (000 Rp)	Banyaknya - Quantity (KWh)	Nilai - Value (000 Rp)
15432	43010490	216218504	106243934	0	0
	35103874	195402999	96485703	0	0
15440	40735880	65477901	33905587	0	0
	37905602	54281879	27958848	0	0
15491	157521079	154365874	82158017	231370	227127
	147520311	136542949	73918650	223647	218245
15492	19330115	167842337	89603229	221888	87172
	6681	5936784	3333789	0	0
15493	3538316	30398969	16765836	0	0
	2167117	25882053	14501930	0	0
15494	932483	3430878	1728402	0	0
	*	*	*	0	0
15495	1885819	7613998	4283507	2	2
	1712826	5729892	3389771	0	0
15496	3826644	14575666	7727013	0	0
	2432219	5690948	3129221	0	0
15497	52357334	193632583	105276405	0	0
	51969655	184528166	100578095	0	0
15498	2308448	6403988	3506180	0	0
	1542588	2782891	1752724	0	0
15499	169746128	15618749	7786071	0	0
	168513885	10978307	5475409	0	0
154	637414748	1047292364	550980489	453260	314301
	579930623	770217032	407246322	223647	218245
15510	0	1551562	756211	0	0
	*	*	*	0	0
15520	0	2370105	1785610	0	0
	0	2317105	1745610	0	0
15530	52609824	25491476	11471164	0	0
	52609824	25378518	11420333	0	0
15540	18643789	156531236	79916522	1328	1528
	11014076	121150158	61136996	0	0
155	71253613	185944379	93929507	1328	1528
	63623900	150056516	74847770	0	0
15	3567868969	4312297185	2454888978	93993224	107104907
	3376716087	3776297549	2176564213	93588565	106807547
16001	924920	10335438	5878255	0	0
	875008	9904067	5661817	0	0
16002	115476637	228330071	134639282	47699	89804
	107333724	225751157	133132796	47163	89187
16003	5803799	9058723	5531664	0	0
	5803799	8434182	5132813	0	0
16004	2970924	16838104	7656996	53	61
	2859579	14493684	6610838	0	0
16009	25402	3161926	1572865	0	0
	6594	241000	110977	0	0
160	125201682	267724262	155279062	47752	89865
	116878704	258824090	150649241	47163	89187
16	125201682	267724262	155279062	47752	89865
	116878704	258824090	150649241	47163	89187
17111	3184675616	1179403547	533420591	8013251	9215239
	3179510146	1152882530	521489436	8013251	9215239
17112	104830990	1611157883	870620173	3643654	4190202
	92051602	1600199729	865131543	3643654	4190202
17113	387080	26593882	14240071	0	0
	387080	18942716	10371239	0	0
17114	595340213	1690320324	839701305	0	0
	594762508	1533211568	762759261	0	0
17115	0	20820053	9370377	0	0
	*	*	*	0	0
17121	62334077	454747776	234369194	6687	207689
	61822986	449036877	232177780	5457	6275
17122	887981757	860496115	423860235	47	2455
	885344152	816114666	403545610	39	2445
17123	117994485	397128234	210551414	0	0
	117626374	378422673	202177077	0	0
17124	1640906	8346879	3863944	0	0
	77923	5890122	2658086	0	0
171	4955185124	6249014693	3139997304	11663639	13615585
	4931582771	5975460503	3009651862	11662401	13414161
17211	35863487	87661424	44648569	0	0
	34759605	75929530	39102377	0	0
17212	0	300602	1429863	0	0
	0	1670194	788378	0	0
17213	0	1580076	913939	0	0
	*	*	*	0	0
17214	*	*	*	0	0
	*	*	*	0	0
17215	0	21953	9879	0	0
	*	*	*	0	0
17220	1074901	29518066	14616395	0	0
	1074901	27124936	13309453	0	0

Catatan : angka yang tercetak miring adalah perusahaan Industri Besar

Note : number in italic denote large establishments

* tidak bisa dipublikasikan, tetapi tergabung dalam nilai kelompok KLUI lain

* not available for publication, but included in ISIC group Values where applicable

Tabel : 4. Tenaga listrik yang dibangkitkan sendiri, yang dibeli, dan yang dijual menurut kode industri, 2004
Table : 4. Electrical produced, purchased, and sold by industrial code, 2004

Kode Industri Industrial Code	Produksi Sendiri Own Production (KWh)	Tenaga Listrik - Electricity			
		Yang dibeli - Purchased		Yang dijual - Sold	
		Banyaknya - Quantity (KWh)	Nilai - Value (000 Rp)	Banyaknya - Quantity (KWh)	Nilai - Value (000 Rp)
17231	206908	1948161	954797	0	0
17232	1502361	15543588	8940885	0	0
17291	2345133	21014229	9921740	0	0
17292	2064507	17333558	7869115	0	0
17293	7179544	20205051	9762861	0	0
17294	0	16445273	9195851	0	0
17295	0	0	0	0	0
17299	11534	8102036	3705177	0	0
172	50255977	223923113	112792412	0	0
17301	148069556	1625837779	736616375	0	0
17302	79294390	81032008	41096051	0	0
17303	85952	33137788	16153997	0	0
17304	671327	24597100	11090762	0	0
173	228121225	1764604675	804957185	0	0
17400	183625	88364	48924	0	0
174	183625	88364	48924	0	0
17	5233745951	8237630845	4057795825	11663639	13615585
18101	247547490	1250515433	599671068	8099	5632
18102	1009206	39438577	19114866	0	0
18103	11106096	9858751	4448352	0	0
18104	720279	3395756	1456278	0	0
181	260383071	1303208517	624690564	8099	5632
18202	50962	198632	114250	0	0
182	50962	198632	114250	0	0
18	260434033	1303407149	624804814	8099	5632
19111	172114	4025718	1926538	0	0
19112	8730684	103365478	39629666	0	0
19113	0	0	0	0	0
19121	458210	122032960	55696159	0	0
19122	0	0	0	0	0
19129	6377	2958829	1408392	0	0
191	9367385	232459005	98710989	0	0
19201	12060926	204675512	91943507	153016	1744679
19202	83805973	330579063	152518166	0	0
19203	29310	5962866	2544054	0	0
19209	3110686	45847372	23777927	0	0

Catatan : angka yang tercetak miring adalah perusahaan Industri Besar

Note : number in italic denote large establishments

* tidak bisa dipublikasikan, tetapi tergabung dalam nilai kelompok KLUI lain

* not available for publication, but included in ISIC group Values where applicable

Tabel 4. Tenaga listrik yang dibangkitkan sendiri, yang dibeli, dan yang dijual menurut kode industri, 2004
Table : 4. *Electrical produced, purchased, and sold by industrial code, 2004*

Kode Industri <i>Industrial Code</i>	Produksi Sendiri <i>Own Production (KWh)</i>	Tenaga Listrik - <i>Electricity</i>			
		Yang dibeli - <i>Purchased</i>		Yang dijual - <i>Sold</i>	
		Banyaknya - <i>Quantity (KWh)</i>	Nilai - <i>Value (000 Rp)</i>	Banyaknya - <i>Quantity (KWh)</i>	Nilai - <i>Value (000 Rp)</i>
192	99006895 <i>97798305</i>	587064813 <i>557912430</i>	270783654 <i>256910639</i>	153016 <i>153016</i>	1744679 <i>1744679</i>
19	108374280 <i>106564803</i>	819523818 <i>717858821</i>	369494643 <i>332391874</i>	153016 <i>153016</i>	1744679 <i>1744679</i>
20101	1044918700 <i>1014040984</i>	221639174 <i>189972098</i>	100970818 <i>85999652</i>	0 <i>0</i>	0 <i>0</i>
20102	23955766 <i>15441156</i>	27568291 <i>19852774</i>	13707627 <i>9468860</i>	210 <i>176</i>	241 <i>202</i>
20103	202747 <i>196507</i>	651940 <i>430345</i>	349509 <i>218049</i>	0 <i>0</i>	0 <i>0</i>
20104	2250606 <i>1783897</i>	4522022 <i>2345372</i>	2512111 <i>1315246</i>	0 <i>0</i>	0 <i>0</i>
201	1071327819 <i>1031462544</i>	254381427 <i>212600589</i>	117540065 <i>97001807</i>	210 <i>176</i>	241 <i>202</i>
20211	1084962708 <i>1083421273</i>	252617998 <i>251081454</i>	124353670 <i>123549882</i>	9432136 <i>9427433</i>	10846955 <i>10841547</i>
20212	677322194 <i>676160408</i>	223420396 <i>221932035</i>	129672492 <i>128754634</i>	55630 <i>55630</i>	63974 <i>63974</i>
20213	179979322 <i>179685554</i>	163245032 <i>155927789</i>	91336314 <i>87308136</i>	0 <i>0</i>	0 <i>0</i>
20214	2571198 <i>*</i>	510930 <i>*</i>	327713 <i>*</i>	0 <i>*</i>	0 <i>*</i>
20220	427462598 <i>410953596</i>	318308521 <i>271754934</i>	168244034 <i>143925739</i>	2327 <i>653</i>	22686 <i>750</i>
20230	1581886	823898	455218	0	0
20291	611762 <i>580107</i>	17894756 <i>16002787</i>	8130523 <i>7223971</i>	0 <i>0</i>	0 <i>0</i>
20292	52800 <i>52800</i>	1904921 <i>1834757</i>	989236 <i>958982</i>	0 <i>0</i>	0 <i>0</i>
20293	1828362 <i>1304840</i>	27477963 <i>25169489</i>	10098018 <i>8827771</i>	0 <i>0</i>	0 <i>0</i>
20294	48968 <i>0</i>	4498788 <i>3305793</i>	2252043 <i>1542204</i>	0 <i>0</i>	0 <i>0</i>
20299	821749 <i>426920</i>	3929655 <i>2962541</i>	2449498 <i>2018799</i>	0 <i>0</i>	0 <i>0</i>
202	2377243547 <i>2353436733</i>	1014632858 <i>949971579</i>	538308759 <i>504110118</i>	9490093 <i>9483716</i>	10933615 <i>10906271</i>
20	3448571366 <i>3384899277</i>	1269014285 <i>1162572168</i>	655848824 <i>601111925</i>	9490303 <i>9483892</i>	10933856 <i>10906473</i>
21011	373219173 <i>373219173</i>	108258708 <i>107888081</i>	89002604 <i>88835822</i>	0 <i>0</i>	0 <i>0</i>
21012	44231027 <i>39618618</i>	802588451 <i>733300110</i>	397570446 <i>366021205</i>	0 <i>0</i>	0 <i>0</i>
21013	0 <i>0</i>	178104388 <i>178104388</i>	84615617 <i>84615617</i>	0 <i>0</i>	0 <i>0</i>
21014	14100968 <i>14088098</i>	545222444 <i>543813852</i>	317243042 <i>316279742</i>	0 <i>0</i>	0 <i>0</i>
21015	1827977 <i>0</i>	218004498 <i>213683637</i>	109381304 <i>107299626</i>	0 <i>0</i>	0 <i>0</i>
21016	794840 <i>702895</i>	137989788 <i>120402840</i>	78394002 <i>70115661</i>	0 <i>0</i>	0 <i>0</i>
21019	26467 <i>26467</i>	96512313 <i>91153297</i>	49220997 <i>46707452</i>	0 <i>0</i>	0 <i>0</i>
21020	14871611 <i>13561565</i>	207846957 <i>191051678</i>	103990826 <i>95320831</i>	0 <i>0</i>	0 <i>0</i>
21090	2052757 <i>1865382</i>	21560707 <i>17598808</i>	10141203 <i>8086899</i>	0 <i>0</i>	0 <i>0</i>
210	451124820 <i>443082198</i>	2316088254 <i>2196976691</i>	1239560041 <i>1183282855</i>	0 <i>0</i>	0 <i>0</i>
21	451124820 <i>443082198</i>	2316088254 <i>2196976691</i>	1239560041 <i>1183282855</i>	0 <i>0</i>	0 <i>0</i>
22110	3964040 <i>2152302</i>	310675177 <i>238608520</i>	132202061 <i>99419315</i>	844 <i>844</i>	971 <i>971</i>
22120	5274773 <i>4941350</i>	76491811 <i>49842788</i>	37532263 <i>24451428</i>	0 <i>0</i>	0 <i>0</i>
22130	0 <i>*</i>	2022303 <i>*</i>	1242080 <i>*</i>	0 <i>*</i>	0 <i>*</i>
22190	2996392 <i>1223847</i>	136063604 <i>72967776</i>	66737869 <i>36178512</i>	0 <i>0</i>	0 <i>0</i>
221	12235205 <i>8317499</i>	525252895 <i>363190284</i>	237714273 <i>161156255</i>	844 <i>844</i>	971 <i>971</i>
22210	44682 <i>28395</i>	19493114 <i>13997765</i>	9981142 <i>7410751</i>	0 <i>0</i>	0 <i>0</i>
22220	1292 <i>*</i>	1633969 <i>*</i>	945713 <i>*</i>	0 <i>*</i>	0 <i>*</i>
222	45974 <i>28395</i>	21127083 <i>14062765</i>	10926855 <i>7446047</i>	0 <i>0</i>	0 <i>0</i>

Catatan : angka yang tercetak miring adalah perusahaan Industri Besar

* tidak bisa dipublikasikan, tetapi tergabung dalam nilai kelompok KLUI lain
22301
22302

Note : number in italic denote large establishments

* not available for publication, but included in ISIC group Values where applicable

*
*
*

Tabel 4. Tenaga listrik yang dibangkitkan sendiri, yang dibeli, dan yang dijual menurut kode industri, 2004
Table : 4. Electrical produced, purchased, and sold by industrial code, 2004

Kode Industri Industrial Code	Produksi Sendiri Own Production (KWH)	Tenaga Listrik - Electricity			
		Yang dibeli - Purchased		Yang dijual - Sold	
		Banyaknya - Quantity (KWh)	Nilai - Value (000 Rp)	Banyaknya - Quantity (KWh)	Nilai - Value (000 Rp)
223	0	456861	242729	0	0
22	12281179 8345894	546836839 377253049	248883857 168602302	844 844	971 971
23100	1249042	4605829	2247373	0	0
231	1249042	4605829	2247373	0	0
23201	2360254	1617966	730436	0	0
23202	128086	647906328	292559268	0	0
23203	8926630 169821	5084266 4334138	2772092 2230202	0 0	0 0
23204	0	17238868	8227070	0	0
23205
232	11414970 169821	672484244 652300028	304671242 294831789	0 0	0 0
23	12664012 169821	677090073 654115004	306918615 295648528	0 0	0 0
24111	233727 0	209357933 205941313	94211070 92673591	0 0	0 0
24112	74931745 3944730	1587763686 750873460	726083771 347395597	26514 26514	13124430 13124430
24113	9899962	9996387	5381545	0	0
24114	62036564 59688161	160676133 123339764	90925826 70281261	423 0	486 0
24115	16615935 2786674	20367181 12372176	10397211 6235319	0 0	0 0
24116	512285841 509437105	211582934 189503709	98393881 88594983	0 0	0 0
24117	960219013 960219013	11561458 10966542	7479846 7212134	0 0	0 0
24118	34439640 9852013	58933087 23424440	28613499 10643608	0 0	0 0
24119	19480207 18055382	354648933 344091641	174728930 167780184	0 0	0 0
24121	462145	598871	304994	0	0
24122	129866 0	83701984 12315862	37785260 5542138	0 0	0 0
24123	4135195 1333530	39904110 33019847	27515268 23688726	0 0	0 0
24131	113477192 101158567	290784124 222042658	132012869 99217431	0 0	0 0
24132	0	11496051	5360481	0	0
241	1808347032 1666866175	3051372872 1938742058	1439194451 924282560	26937 26514	13124916 13124430
24211	63627286	4142054	2183602	1423094	1636558
24212	93601899 93133607	88815857 84663111	41385332 39279117	0 0	0 0
24213	0	190962	150250	0	0
24220	27742833 13579432	190011901 169205635	87393324 77162998	0 0	0 0
24231	57621566 56898667	187656498 172437219	105093866 95812576	0 0	0 0
24232	24878241 22736905	231226544 209504182	124160548 113255644	0 0	4784358 4784358
24233
24234	7487522 225558	51369554 32135232	15994023 7085225	0 0	0 0
24241	4763430 4763430	112991991 106870735	56253698 53368128	0 0	0 0
24242	3033218 2367675	93624878 80498942	43403869 37504280	347 0	12199 0
24291	80486734 51361944	35665518 21595764	17450334 9758519	0 0	0 0
24292	0	40298661	18136294	0	0
24293	1734419 67527	3266663 1499126	1555828 674607	0 0	0 0
24294	2878539 25500	11939160 6297702	6240765 4056579	10016 0	11518 0
24295	2047570 2047570	16316372 16302705	8758715 8750715	0 0	0 0
24299	26348490 25958616	22434828 16765205	11950136 8532806	0 0	0 0
242	396294891	1090033345	540157049	1433457	6444633

Catatan : angka yang tercetak miring adalah perusahaan Industri Besar

Note : number in italic denote large establishments

* tidak bisa dipublikasikan, tetapi tergabung dalam nilai kelompok KLUJ lain

* not available for publication, but included in ISIC group Values where applicable

Tabel : 4. Tenaga listrik yang dibangkitkan sendiri, yang dibeli, dan yang dijual menurut kode industri, 2004
Table Electrical produced, purchased, and sold by industrial code, 2004

Kode Industri Industrial Code	Produksi Sendiri Own Production (KWH)	Tenaga Listrik - Electricity			
		Yang dibeli - Purchased		Yang dijual - Sold	
		Banyaknya - Quantity (KWh)	Nilai - Value (000 Rp)	Banyaknya - Quantity (KWh)	Nilai - Value (000 Rp)
	336836861	960651039	474858530	1423094	6420916
24301	13260948 4927370	93488938 88572006	55039265 52934298	0 0	0 0
24302	94373869 94373869	98729151 96036539	44576400 43383006	0 0	0 0
243	107634817 99301239	192218089 184608545	99615665 96317304	0 0	0 0
24	2312276740 2103004275	4333624306 3084001642	2078967165 1495458394	1460394 1449608	19569549 19545346
25111	277164121 276555220	307213150 293460984	145754016 139464806	0 0	0 0
25112	1675987 505200	12541365 8687582	9004847 6195064	0 0	125785 125785
25121	28944542 26960800	61148760 60688128	29370605 29121783	208426 208373	195322 195261
25122	16425284 15853584	19595955 15723742	9190278 7094194	0 0	0 0
25123	653111591 647929134	288259038 263833754	184289143 172213244	0 0	0 0
25191	3735147 3310982	46366093 44494886	25970238 24664174	0 0	0 0
25192	3250486 688878	66334813 47142952	33081261 23885119	6786 6786	58505 7804
25199	31632714 25860853	405614202 390935649	186768099 179627873	0 0	0 0
251	1015939872 997644651	1207073376 1124967677	623428487 582266257	215212 215159	379612 328850
25201	78929552 63854758	90033019 67406786	42587562 31130669	81781 81781	94048 94048
25202	180518554 178732358	283764140 260919354	142204062 131099628	0 0	0 0
25203	771958 771958	39662972 35245116	17831114 15907671	0 0	0 0
25204	8922157 5907700	206429106 167065129	121753452 101920659	0 0	0 0
25205	114551676 110606239	772398174 646729918	39477359 334550518	0 0	0 0
25206	80933261 78363934	96909766 85913527	46336645 41169402	166631 123156	2111626 2061629
25209	117562096 111999533	163704950 113576912	85473618 60621474	16774 16700	21293 19205
252	582189254 550236480	1652992127 1376856742	850963812 716400021	265186 221637	2226967 2174882
25	1598129126 1547881131	2860065503 2501824419	1474392299 1298666278	480398 436796	2606579 2503732
26111	166226509 163960339	448228435 412338263	203546572 187381900	0 0	0 0
26112	231787 210987	244111620 240382520	152485240 150597083	0 0	0 0
26121	9699112 9686362	42717022 41412837	19547572 18934818	0 0	0 0
26122	0 *	5147917 *	2315345 *	0 *	0 *
26123	* *	* *	* *	* *	* *
26124	385862 385862	36101939 35856096	23662758 23581258	0 0	0 0
26129	12011767 0	9371740 4594365	4259819 2081644	0 0	0 0
261	18855037 174243550	785778673 739340272	405877306 384731989	0 0	0 0
26201	14337460 14310121	80917769 79629203	38752636 38174504	0 0	0 0
26202	137549312 136507473	265149893 261520324	125562781 123882970	0 0	0 0
26203	0 *	231148 *	106104 *	0 *	0 *
26209	* *	* *	* *	* *	* *
262	151888472 150819294	346301303 341366471	164422521 162154977	0 0	0 0
26311	1156929 0	18980019 3711725	8612925 1741230	0 0	0 0
26319	* *	* *	* *	* *	* *
Catatan : angka yang tercetak miring adalah perusahaan Industri Besar		Note : number in italic denote large establishments			
* tidak bisa dipublikasikan, tetapi tergabung dalam nilai kelompok KLUU lain		* not available for publication, but included in ISIC group Values where applicable			
26321	0 0	9316556 8742747	4740477 4409078	0 0	0 0
26322	415639 0	1669351 1481625	946270 829710	0 0	0 0
26323	9127185 9053889	13756349 12688428	7729944 7136127	0 0	0 0

Tabel : 4. Tenaga listrik yang dibangkitkan sendiri, yang dibeli, dan yang dijual menurut kode industri, 2004
Table Electrical produced, purchased, and sold by industrial code, 2004

Kode Industri Industrial Code	Produksi Sendiri Own Production (KWH)	Tenaga Listrik - Electricity			
		Yang dibeli - Purchased		Yang dijual - Sold	
		Banyaknya - Quantity (KWh)	Nilai - Value (000 Rp)	Banyaknya - Quantity (KWh)	Nilai - Value (000 Rp)
26324	24490961	11778798	6988787	0	0
26329	*	*	*	*	*
263	35190714 33544850	55501595 37874036	29018638 20866478	0 0	0 0
26411	540552089 538438036	2720275451 2710479071	1315279912 1310753789	12729686 12729686	14639139 14639139
26412	10379991 8674203	2758114 1017565	2189490 975409	0 0	0 0
26413	0	2493180	1137969	0	0
26421	0	26408	14077	0	0
26422	176692	466056	218717	0	0
26423	11612237 5163641	61974646 46752760	29884928 22151870	0 0	0 0
26429	*	*	*	*	*
264	562789895 552275880	2787995826 2760949183	1348725980 1335096602	12729686 12729686	14639139 14639139
26501	14423	81437	29987	0	0
26502	80812581 78812366	51642690 42637653	26535944 22045638	0 0	0 0
26503	5035345 169248	16467903 5533605	8227026 2658473	0 0	0 0
26509	2939308 *	631659 *	309467 *	0 *	0 *
265	88801657 7895935	68823689 48655094	35102424 24921837	0 0	0 0
26601	11283917 11217716	28324284 27085626	13048558 12531362	0 0	0 0
26609	0	467134	282396	0	0
266	11283917 11217716	28791418 27085626	13330954 12531362	0 0	0 0
26900	20601996 17226336	13796050 8083981	7153977 4439281	0 0	0 0
269	20601996 17226336	13796050 8083981	7153977 4439281	0 0	0 0
26	1059111688 1018323561	4086988554 3963354663	2003631800 1944742526	12729686 12729686	14639139 14639139
27101	4893892 2191018	748422321 737050899	342374330 337165191	0 0	0 0
27102	33976577 33908144	2046323622 2001293635	1207179538 1185012141	0 0	0 0
27103	89434138 8498319	622898872 601845890	304258834 292865380	0 0	0 0
271	128304607 121097481	3417644815 3340190424	1853812702 1815042712	0 0	0 0
27201	32883240 32550852	57793806 46666330	27622091 22236136	85855 0	98733 0
27202	479013433 479013433	124779145 115318103	69507048 64892886	0 0	0 0
27203	150180 150180	23352978 23055457	13566257 13386257	0 0	0 0
27204	737446 737446	28001777 27337554	12140487 11745734	0 0	0 0
272	512784299 512451911	233927706 212377444	122835883 112261013	85855 0	98733 0
27310	395184 0	852460502 846352280	390825586 387788592	0 0	0 0
27320	18967 0	5834613 4801231	3201894 2733301	0 0	0 0
273	414151 0	858295115 851153511	394027480 390521893	0 0	0 0
27	641503057 633549392	4509867636 4403721379	2370676065 2317825618	85855 0	98733 0
28111	32101279 2508700	64363521 8588826	29429958 4034518	0 0	0 0
28112	1066393 358719	19404925 15127314	9786699 7285903	0 0	0 0
28113	1707080 1346254	35683094 11267373	19281399 5893070	0 0	0 0
28119	29723736 509030	144304729 128973881	67034099 59909164	0 0	0 0
28120	8512289 6783595	14728256 9083517	7860424 5029356	0 0	0 0

Catatan : angka yang tercetak miring adalah perusahaan Industri Besar

Note : number in italic denote large establishments

* tidak bisa dipublikasikan, tetapi tergabung dalam nilai kelompok KLUU lain

* not available for publication, but included in ISIC group Values where applicable

Tabel 4. Tenaga listrik yang dibangkitkan sendiri, yang dibeli, dan yang dijual menurut kode industri, 2004
Table : 4. Electrical produced, purchased, and sold by industrial code, 2004

Kode Industri <i>Industrial Code</i>	Produksi Sendiri <i>Own Production (KWh)</i>	Tenaga Listrik - <i>Electricity</i>			
		Yang dibeli - <i>Purchased</i>		Yang dijual - <i>Sold</i>	
		Banyaknya - <i>Quantity (KWh)</i>	Nilai - <i>Value (000 Rp)</i>	Banyaknya - <i>Quantity (KWh)</i>	Nilai - <i>Value (000 Rp)</i>
281	73110777 11506298	278484525 173010911	133392579 82152011	0 0	0 0
28910	22157774 19608105	69562696 50501294	35926181 28911288	0 0	0 0
28920	1019624 7482	37325674 27449549	17808505 12833588	263430 0	112435 0
28931	614885	2303733	1226345	0	0
28932	468428 468428	6577409 5456531	3507921 2856455	0 0	0 0
28933	2547083 2135818	77845034 75522135	36445867 35248282	0 0	0 0
28939	3457147 373877	19426896 13295051	9736949 6768814	0 0	0 0
28991	19916860 4411553	34624156 26924730	17508443 13054664	0 0	0 0
28992	18324501 17988414	28444457 24051198	12948749 10851626	0 0	0 0
28993	2937584 2258265	78886105 64502185	44735359 38058012	0 0	0 0
28994	32619235 13618360	203979803 173966102	100645866 86717059	29 0	7433 0
28995	44533448 44521574	137655330 110085322	69038299 55516537	0 0	0 0
28996	*	*	*	*	*
28997	235551 235551	1691444 1152282	686164 451327	0 0	0 0
28999	953131 66852	28180181 21283646	18465284 14981280	0 0	0 0
289	149785251 105694279	727431993 595119100	369192302 304761302	263459 0	119868 0
28	222896028 117200577	1005916518 768130011	502584881 386913313	263459 0	119868 0
29111	77214	713472	379580	0	0
29112	1236874 1236874	10712649 10140811	4878671 4628000	0 0	0 0
29113	12266 0	52333307 46717954	27142246 24512124	0 0	0 0
29114	1320519 37555	5365783 726546	2524449 325954	0 0	0 0
29120	2054242 2009455	35040177 30149760	17291802 14790424	0 0	0 0
29130	21212275 21136569	71439410 49418620	33409700 23120050	0 0	0 0
29141	0 *	25722575 *	11578116 *	0 *	0 *
29142	0	2571030	981926	0	0
29150	8498 2425	20882006 18105234	8766749 7284611	0 0	0 0
29191	4051269 0	16740566 8754734	8014677 4394809	0 0	0 0
29192	11060	464430	226331	0	0
29193	2192082 2160687	4730732 2960413	2528873 1461959	0 0	0 0
29199	2946 *	3685110 *	1658300 *	0 *	0 *
291	32179245 26586511	250401247 193706994	119381420 92547746	0 0	0 0
29211	50969 760	53396668 51875162	27616816 26842749	0 0	0 0
29212	*	*	*	*	*
29221	23049 0	15649319 13562975	7907559 6714594	0 0	0 0
29222	*	*	*	*	*
29223	3663738 2513459	11201506 8637689	5536860 4313123	0 0	0 0
29224	0 *	241845 *	149603 *	0 *	0 *
29240	145846 0	3574926 1288928	2051776 863148	0 0	0 0
29250	0 *	986174 *	489815 *	0 *	0 *
29261	0	21652	12365	0	0
29263	0 *	29075245 *	13284761 *	0 *	0 *
29270	0	19146934	8408865	0	0
29291	1210520 0	3203220 1577906	1586200 711398	0 0	0 0
29292	*	*	*	*	*
29299	215030 0	3977331 899113	1728611 416916	0 0	0 0
292	5331675 2514219	140743861 117002789	68941873 57423862	0 0	0 0

Catatan : angka yang tercetak miring adalah perusahaan Industri Besar

Note : number in italic denote large establishments

* tidak bisa dipublikasikan, tetapi tergabung dalam nilai kelompok KLUJ lain

* not available for publication, but included in ISIC group Values where applicable

Tabel : 4. Tenaga listrik yang dibangkitkan sendiri, yang dibeli, dan yang dijual menurut kode industri, 2004
Table : 4. Electrical produced, purchased, and sold by industrial code, 2004

Kode Industri Industrial Code	Produksi Sendiri Own Production (KWH)	Tenaga Listrik - Electricity			
		Yang dibeli - Purchased		Yang dijual - Sold	
		Banyaknya - Quantity (KWh)	Nilai - Value (000 Rp)	Banyaknya - Quantity (KWh)	Nilai - Value (000 Rp)
29301	*	*	*	*	*
29302	27477696	348443574	158843023	0	0
	26762388	324740875	148176809	0	0
29309	32191348	25431174	11971685	0	0
	32133010	24965615	11606447	0	0
293	59669044	385054124	175845427	0	0
	58895398	360885866	164813975	0	0
29	97179964	776199232	364168720	0	0
	87996128	671595649	314785583	0	0
30001	*	*	*	*	*
30003	0	359921	189619	0	0
	*	*	*	*	*
30004	*	*	*	*	*
300	0	359921	189619	0	0
	*	*	*	*	*
30	0	359921	189619	0	0
	*	*	*	*	*
31101	1088828	2943879	1556098	0	0
	1081788	2243070	1069629	0	0
31102	5926	11592985	9773773	0	0
	0	11536660	9742972	0	0
31103	165666	223417588	116277250	0	0
	158393	218095773	113791798	0	0
311	1260420	237954452	127607121	0	0
	1240181	231875503	124604399	0	0
31201	190679793	36713544	21045366	0	0
	189436365	29708971	17768246	0	0
31202	763304	23078623	11448446	0	0
	732552	20903317	10292376	0	0
312	191443097	59792167	32493812	0	0
	190168917	50612288	28060622	0	0
31300	60066369	202568031	98770214	0	0
	57473882	191481046	93075580	0	0
313	60066369	202568031	98770214	0	0
	57473882	191481046	93075580	0	0
31401	26337138	25020382	11476107	0	0
	26337138	25014039	11453907	0	0
31402	27079061	434154155	196602808	0	0
	26645596	410745206	185904800	0	0
314	53416199	459174537	208078915	0	0
	52982734	435759245	197358707	0	0
31501	1606496	38258643	17317782	0	0
	1604128	37652343	17044947	0	0
31502	0	20559851	10295474	0	0
	*	*	*	*	*
31509	29934	4430738	2061521	0	0
	0	2514815	1138400	0	0
315	1636430	63249232	29674777	0	0
	1604128	60251158	28264688	0	0
31900	1653197542	173952921	82601685	0	0
	1653197542	108503499	51426491	0	0
319	1653197542	173952921	82601685	0	0
	1653197542	108503499	51426491	0	0
31	1961020057	1196691340	579226524	0	0
	1956667384	1078482739	522790487	0	0
32100	593899770	938276027	563508351	0	0
	592003422	896661105	542631161	0	0

Catatan : angka yang tercetak miring adalah perusahaan Industri Besar

Note : number in italic denote large establishments

* tidak bisa dipublikasikan, tetapi tergabung dalam nilai kelompok KLUJ lain

* not available for publication, but included in ISIC group Values where applicable

321	593899770	938276027	563508351	0	0
	592003422	896661105	542631161	0	0
32200	48410420	42041107	20550861	0	0
	39099082	34215748	16979419	0	0
322	48410420	42041107	20550861	0	0
	39099082	34215748	16979419	0	0
32300	2520412184	408961315	195165761	0	0
	2519395260	329891625	159423768	0	0

Tabel 4. Tenaga listrik yang dibangkitkan sendiri, yang dibeli, dan yang dijual menurut kode industri, 2004
Table : 4. Electrical produced, purchased, and sold by industrial code, 2004

Kode Industri <i>Industrial Code</i>	Produksi Sendiri <i>Own Production (KWH)</i>	Tenaga Listrik - <i>Electricity</i>			
		Yang dibeli - <i>Purchased</i>		Yang dijual - <i>Sold</i>	
		Banyaknya - <i>Quantity (KWh)</i>	Nilai - <i>Value (000 Rp)</i>	Banyaknya - <i>Quantity (KWh)</i>	Nilai - <i>Value (000 Rp)</i>
323	2520412184 <i>2519395260</i>	408961315 <i>329891625</i>	195165761 <i>159423768</i>	0 <i>0</i>	0 <i>0</i>
32	3162722374 <i>3150497764</i>	1389278449 <i>1260768478</i>	779224973 <i>719034348</i>	0 <i>0</i>	0 <i>0</i>
33111	212154 <i>212154</i>	6523567 <i>6480924</i>	2967740 <i>2943860</i>	0 <i>0</i>	0 <i>0</i>
33112	0	132051	59423	0	0
33113	0	11777931 <i>7839307</i>	6371772 <i>4355089</i>	0 <i>0</i>	0 <i>0</i>
33121	0 <i>*</i>	2573042 <i>*</i>	1208094 <i>*</i>	0 <i>*</i>	0 <i>*</i>
331	212154 <i>212154</i>	21006591 <i>15603781</i>	10607029 <i>7940486</i>	0 <i>0</i>	0 <i>0</i>
33201	31316 <i>31316</i>	12996974 <i>12314392</i>	5885538 <i>5541476</i>	0 <i>0</i>	0 <i>0</i>
33202	*	*	*	*	*
33203	*	*	*	*	*
33204	*	*	*	*	*
332	3421445 <i>3421445</i>	26761505 <i>24313219</i>	13003757 <i>11865128</i>	0 <i>0</i>	0 <i>0</i>
33300	16768 <i>0</i>	3358836 <i>1980621</i>	1927116 <i>1122455</i>	0 <i>0</i>	0 <i>0</i>
333	16768 <i>0</i>	3358836 <i>1980621</i>	1927116 <i>1122455</i>	0 <i>0</i>	0 <i>0</i>
33	3650367 <i>3633599</i>	51126932 <i>41897621</i>	25537902 <i>20928069</i>	0 <i>0</i>	0 <i>0</i>
34100	10282173 <i>2726298</i>	660497477 <i>660446788</i>	326596306 <i>326549506</i>	0 <i>0</i>	0 <i>0</i>
341	10282173 <i>2726298</i>	660497477 <i>660446788</i>	326596306 <i>326549506</i>	0 <i>0</i>	0 <i>0</i>
34200	1029381 <i>557133</i>	39978667 <i>31457502</i>	20352597 <i>16205684</i>	0 <i>0</i>	0 <i>0</i>
342	1029381 <i>557133</i>	39978667 <i>31457502</i>	20352597 <i>16205684</i>	0 <i>0</i>	0 <i>0</i>
34300	59918077 <i>58618065</i>	1205092124 <i>1161339576</i>	630330252 <i>609052614</i>	0 <i>0</i>	0 <i>0</i>
343	59918077 <i>58618065</i>	1205092124 <i>1161339576</i>	630330252 <i>609052614</i>	0 <i>0</i>	0 <i>0</i>
34	71229631 <i>61901496</i>	1905568268 <i>1853243866</i>	97279155 <i>951807804</i>	0 <i>0</i>	0 <i>0</i>
35111	25380214 <i>17655237</i>	220004650 <i>205514659</i>	100821800 <i>92924104</i>	13945 <i>12507</i>	16037 <i>14383</i>
35112	1438454	2461429	1129662	0	0
35113	30071579 <i>21847907</i>	61223394 <i>55249753</i>	29288643 <i>26264224</i>	187601 <i>50089</i>	164889 <i>57602</i>
35115	792206 <i>792206</i>	19218592 <i>19218592</i>	8960756 <i>8960756</i>	0 <i>0</i>	0 <i>0</i>
35120	*	*	*	*	*
351	57682453 <i>40295350</i>	302914065 <i>279983004</i>	140205061 <i>128149084</i>	201546 <i>62596</i>	180926 <i>71985</i>
35201	0 <i>*</i>	3417456 <i>*</i>	2221727 <i>*</i>	0 <i>*</i>	0 <i>*</i>
352	0 <i>*</i>	3417456 <i>*</i>	2221727 <i>*</i>	0 <i>*</i>	0 <i>*</i>
35301	*	*	*	*	*
353	*	*	*	*	*
35911	55562 <i>14876</i>	615567693 <i>602008005</i>	276864563 <i>270744640</i>	0 <i>0</i>	0 <i>0</i>
35912	80879216 <i>80316346</i>	69701008 <i>55661250</i>	42013223 <i>35273050</i>	0 <i>0</i>	0 <i>0</i>
35921	0 <i>0</i>	2206882 <i>1270045</i>	1039207 <i>631362</i>	0 <i>0</i>	0 <i>0</i>
35922	1439625 <i>1438501</i>	106957972 <i>89536002</i>	48693821 <i>40470149</i>	0 <i>0</i>	0 <i>0</i>
35990	*	*	*	*	*
359	82374403	795654596	369330764	0	0

Catatan : angka yang tercetak miring adalah perusahaan Industri Besar
** tidak bisa dipublikasikan, tetapi tergabung dalam nilai kelompok KLUU lain*

Note : number in italic denote large establishments

** not available for publication, but included in ISIC group Values where applicable*

Tabel : 4. Tenaga listrik yang dibangkitkan sendiri, yang dibeli, dan yang dijual menurut kode industri, 2004
Table : 4. Electrical produced, purchased, and sold by industrial code, 2004

Kode Industri Industrial Code	Produksi Sendiri Own Production (KWH)	Tenaga Listrik - Electricity			
		Yang dibeli - Purchased		Yang dijual - Sold	
		Banyaknya - Quantity (KWh)	Nilai - Value (000 Rp)	Banyaknya - Quantity (KWh)	Nilai - Value (000 Rp)
	81769723	748475302	347119201	0	0
35	156313559	1558163308	717037288	201546	180926
	138321776	1487815497	682601749	62596	71985
36101	41418890	278828268	148766528	12067	28866
	36446312	235342364	125877576	610	701
36102	33068953	76796994	37294033	9	10
	30550022	67006400	32641010	0	0
36103	429395	1636495	995430	0	0
	*	*	*	*	*
36104	8294004	11437002	5739331	4	4
	7876623	5998529	3119771	2	2
36109	563048	2417197	1117845	0	0
	245464	1775452	839888	0	0
361	83774290	371115956	193913167	12080	28880
	75547816	311741060	163463425	612	703
36911	*	*	*	*	*
36912	491508	43556347	23705011	0	0
	455000	41184045	22616573	0	0
36913	33435	3156379	1662043	57	66
	*	*	*	*	*
36914	*	*	*	*	*
36915	50000	631178	313938	0	0
	50000	270992	113776	0	0
36921	0	70938	38266	0	0
36922	0	262273697	120570622	0	0
	0	260704086	119797442	0	0
36930	785208	21556987	10139275	0	0
	483791	18897879	8905807	0	0
36941	2103176	33695295	15376625	0	0
	1918384	27469962	12516956	0	0
36942	111634	879838894	612078497	0	0
	109844	878242725	611344511	0	0
36991	12718296	20409535	10603127	0	0
	12675548	19226775	9925197	0	0
36993	402578	9842373	5757952	0	0
	392422	7628868	4612825	0	0
36999	17674038	39861640	19152344	0	1320
	12919925	32569456	15630185	0	0
369	34369873	1314978777	819439303	57	1386
	29004914	1288950936	806944882	0	0
36	118144163	1686094733	1013352470	12137	30266
	104552730	1600691996	970408307	612	703
37100	*	*	*	*	*
371	*	*	*	*	*
37200	203033	20980661	6978076	0	0
	0	6782981	2300194	0	0
372	203033	20980661	6978076	0	0
	0	6782981	2300194	0	0
37	203033	21368510	7152608	0	0
	0	6782981	2300194	0	0
Total	24624646079	45130925920	23006896128	130590352	170740555
	23819170433	40850283189	20958763639	129623245	169728922

Catatan : angka yang tercetak miring adalah perusahaan Industri Besar

Note : number in italic denote large establishments

* tidak bisa dipublikasikan, tetapi tergabung dalam nilai kelompok KLUI lain

* not available for publication, but included in ISIC group Values where applicable

Tabel 5. Pemakaian serta Nilai bahan bakar dan pelumas menurut kode industri, 2004
Table 5. Quantity and Value of fuel and lubricants used by industrial code, 2004

Kode Industri Industrial Code	Pemakaian - Quantity					Nilai - Value (000 Rp)							Jumlah Total
	Bensin Benzene (Liter)	Minyak solar Fuel oil (Liter)	Minyak tanah Kerosene (Liter)	Batubara Coal (Kg)	Pelumas Lubricant oil (Liter)	Bensin Benzene	Minyak solar Fuel oil	Minyak tanah Kerosene	Batubara Coal	Lainnya Others	Pelumas Lubricant oil		
23205	*	*	*	*	*	*	*	*	*	*	*	*	
232	850089 8494	11315100 3470643	1542962 0	0 0	210811 18076	1523481 15375	16362483 5719690	2614561 0	0 0	4589226 2295561	2521412 165773	27611163 8196399	
23	886105 8494	11637951 3470643	1542962 0	0 0	221746 18076	1586509 15375	16746534 5719690	2614561 0	0 0	5581685 3286800	2658094 165773	29187383 9187638	
24111	4202916 4202749	4049151 2903437	0 0	0 0	60130 56276	7355103 7354811	4757752 3411538	0 0	0 0	2159868 2095403	751615 703446	15024338 13565198	
24112	11943509 10643125	609253657 580528464	239 0	0 0	18843117 16298323	20907532 18626939	717653887 683227228	298 0	0 0	87589489 87490714	235515379 203712386	1061666585 993057267	
Catatan : angka yang tercantik miring adalah perusahaan Industri Besar						Note : number in italic denote large establishments							
* tidak bisa dipublikasikan, tetapi tergabung dalam nilai kelompok KLUI lain						* not available for publication, but included in ISIC group Values where applicable							
24113	1800	904544	1200	0	21596	3000	1077812	1200	0	280591	269952	1632555	
24114	428622	12662502	31025	0	240157	796428	17307990	37021	0	33543380	2890563	54575382	
24115	17791	9802139	115087	0	128730	33295	14420094	125821	0	916373	1575303	17070886	
24116	224812	52597931	1318	2583215	208266	387477	63255448	1450	2479791	1780009	2642724	70546899	
24117	225187	109938166	0	0	177659	394076	131536162	0	0	46977061	2220749	181128048	
24118	1462435	14814335	16349	0	148450	2494595	19637691	26482	0	36310346	1865548	60334662	
24119	224076	141409099	170600	9755463	1045327	398866	176685506	336720	8750118	50501447	12922727	249595384	
24121	9151	1203665	164825	0	32508	16461	2046462	164825	0	45180	395792	2668720	
24122	1238888	19246949	660	0	824069	2302161	23567216	792	0	2384455	10289290	38543914	
24123	323429	6434284	73106	0	278332	569116	9488605	80471	0	131040819	3455482	144634493	
24131	1062877	52864426	0	0	554624	1858470	63977529	0	0	31210494	6455157	103501650	
24132	19299	66625	0	0	1138	34918	109539	0	0	5189309	16225	5349991	
241	21384792 18063816	1035247473 950632439	574409 153998	12338678 10480463	22564103 18629907	37551498 31720834	1245521693 1135449087	775080 171985	11229909 10289998	429928821 404741853	281266506 232736709	2006273507 1815110466	
24211	0	22780786	0	0	21128	0	26995553	0	0	4426066	267855	31689474	
24212	223257	55679776	282032	2990243	73405	394948	67750579	559192	2242682	8093600	793414	79834415	
24213	5938	7780	0	0	93	10748	12837	0	0	0	1384	24969	
24220	3384886	18458613	979463	0	332138	5660551	22970379	1096477	0	1306171	3922246	34955824	
24231	272118	20930105	0	0	93852	475172	24721006	0	0	1421292	1168923	27786393	
24232	6928206	52146806	222732	0	630636	11883884	64189519	275312	0	2882432	2579149	81810296	
24233	523888	2873214	107514	86392	23075	786856	4032067	121254	57294	407861	289431	5694763	
24241	2765369	24775731	37526	0	37222	5013911	32471987	39204	0	16205641	512044	54242787	
24242	2516069	5836828	23591	0	108438	4418115	7328218	28697	0	1166323	1344074	14285427	
24291	3762072	23020579	22741	0	251918	6706984	36089259	25570	0	399348	1991936	45213097	
24292	266691	7262989	0	0	52354	467070	8534012	0	0	932	654477	9656491	
24293	173189	452441	0	0	3987	303872	562234	0	0	6496	49829	922431	
24294	345991	2606488	166519	130973	22639	593889	4465788	177691	130973	283396	279142	5930879	
24295	114813	3423994	0	0	21492	205566	5083091	0	0	115830	179337	5589081	
24299	415395	6388045	29196	0	72843	732079	8798385	31861	0	335966	886864	10785155	
242	21704607 18704562	246659850 218968931	1871314 1244847	3207608 3065243	1745933 1467719	37666150 32440744	314036522 278403259	2355258 1653536	2430949 2291432	37051354 33145673	14928779 11587083	408469012 359521727	

Tabel : 5. Pemakaian serta Nilai bahan bakar dan pelumas menurut kode industri, 2004
Table : 5. Quantity and Value of fuel and lubricants used by industrial code, 2004

Kode Industri Industrial Code	Pemakaian - Quantity					Nilai - Value (000 Rp)						Jumlah Total
	Bensin Benzene (Liter)	Minyak solar Fuel oil (Liter)	Minyak tanah Kerosene (Liter)	Batubara Coal (Kg)	Pelumas Lubricant oil (Liter)	Bensin Benzene	Minyak solar Fuel oil	Minyak tanah Kerosene	Batubara Coal	Lainnya Others	Pelumas Lubricant oil	
26209	*	*	*	*	*	*	*	*	*	*	*	*
262	4558312 4530813	49516316 47538382	694612 56006	0 0	670994 658946	6634523 6585074	65393294 63008018	753406 62006	0 0	112621527 109466800	7985285 7835539	193388035 186957437
26311	6599 5558	3362758 2457232	12245 0	0 0	28367 22879	11549 9727	4720915 3638091	13469 0	0 0	27548 0	367845 299536	5141326 3947354
26319	*	*	*	*	*	*	*	*	*	*	*	*
26321	75901 55151	940077 747593	144208 78360	0 0	37150 2960	138105 99447	1215860 898689	144435 78360	0 0	20326096 19802696	435987 40341	22260483 20919533
26322	78078 0	1464470 788539	44917 0	2124000 2124000	26157 14114	138325 0	2080478 1108933	49883 0	2124000 2124000	8278741 2733303	289980 145941	12961407 6112177
26323	386067 103348	3734347 1789382	3071682 1760484	7218 0	94360 43363	695087 182422	5974344 2886060	3451503 2011860	3614 0	55580149 18007648	846444 321719	66551141 23409709
26324	26020	3063495	234076	0	20625	47102	3818291	234236	0	21363314	234464	25697407
26329	*	*	*	*	*	*	*	*	*	*	*	*
Catatan : angka yang tercetak miring adalah perusahaan Industri Besar * tidak bisa dipublikasikan, tetapi tergabung dalam nilai kelompok KLUI lain						Note : number in italic denote large establishments * not available for publication, but included in ISIC group Values where applicable						
263	572665 187372	12565147 8683541	3507128 1838844	2131218 2124000	206659 103209	1030168 333797	17809888 12015909	3893526 2090220	2127614 2124000	105575848 60115472	2174720 1036849	132611764 77716247
26411	5711653 5694520	213425481 212895717	36311 36311	1501804216 1501804216	12500028 12492159	10194080 10164098	293170161 292547687	40122 40122	662280542 662280542	1840981890 1838228647	155594470 155496103	2962261265 2958757199
26412	543486 96000	4883390 3008000	13558 0	574594 0	48493 13566	1018825 162240	7712152 4964320	18165 0	196105 12284641	29185365 167676	548382 167676	38678994 17578877
26413	0 0	458064 434893	0 0	0 0	3685 3445	0 0	551394 511000	0 0	0 0	371663 371663	47003 43067	970060 925730
26421	9837	8255	0	0	15	17424	9700	0	0	0	193	27317
26422	6160 0	101584 10538	7055 1027	0 0	9248 7267	10806 0	137008 12382	7725 1129	0 0	24168 1149	114592 90842	294299 105502
26423	1834133 775443	41575975 32280028	1523437 1208997	44515937 44515932	672681 411028	3275364 1358979	56246842 42188606	2218045 1879183	33386953 33386949	2275630 1067541	8135587 5097936	105538421 84979194
26429	*	*	*	*	*	*	*	*	*	*	*	*
264	8106058 6565963	260459227 248629176	1580361 1246335	1546894747 1546320148	13234446 12927465	14517879 11685317	357834869 340223995	2284057 1920434	695863600 695667491	1872838716 1851953641	164443930 160895624	3107783051 3062346502
26501	934	13543	140	0	385	1728	25466	192	0	0	4084	31470
26502	1070956 960265	13256188 12381891	81753 80550	0 0	264378 225611	1874182 1690593	17180942 15729998	83898 82575	0 0	7221475 7220655	3326634 2802903	29687131 27526724
26503	397976 89037	14045316 5007151	13352 6935	0 0	384835 73311	710684 156415	20857765 7403374	14219 7629	0 0	475241 0	4144359 876454	26202268 8443872
26509	50003	939824	3081	0	15194	94705	1112345	3316	0	272765	187469	1670600
265	1519869 1049302	28254871 17390306	98326 87485	0 0	664792 300555	2681299 1847008	39176518 23134857	101625 90204	0 0	7969481 7220655	7662546 3699773	57591469 35992497
26601	10521 4656	5206022 5162728	32840 32840	0 0	45635 38151	19044 8429	6360256 6295714	41796 41796	0 0	275813 247753	473481 440997	7170390 7034689
26609	4021	112444	0	0	1253	7278	188366	0	0	0	17363	213007
266	14542 4656	5318466 5162728	32840 32840	0 0	46888 38151	26322 8429	6548622 6295714	41796 41796	0 0	275813 247753	490844 440997	7383397 7034689
26900	100075 74339	12118778 9149672	265 229	393312 393312	137084 100171	171305 133467	15295371 11268467	268 229	294984 294984	961329 942771	1487297 1242975	18210554 13882893
269	100075 74339	12118778 9149672	265 229	393312 393312	137084 100171	171305 133467	15295371 11268467	268 229	294984 294984	961329 942771	1487297 1242975	18210554 13882893
26	305767353 298218697	524899117 486449371	6231992 3496599	1549419277 1548837460	19091332 18156694	534139427 520761267	718288905 664115584	7548793 4589204	698286198 698086475	2678302444 2584584058	235714571 225348066	4872280338 4697484654
27101	225094 188342	13363295 12432289	20697 0	0 0	89422 66031	394871 330480	15976257 14872210	21127 0	0 0	33893401 32557680	949049 660081	51234705 48420451
27102	347521184 347073530	81682530 79063223	576690 575010	8461645 8461645	2735393 2523382	625464990 624678737	97904230 93907293	807982 806033	6481234 6481234	93586171 92746073	37102784 34538760	861347391 853158130
27103	5597420 5308748	23668807 22399802	744831 701893	103712652 103712652	1654101 1622043	9808238 9303064	30628968 28914719	877408 830176	77784489 77784489	17545959 17185125	21143097 20755240	157788159 154772813
271	353343698 352570620	118714632 113895314	1342218 1276903	112174297 112174297	4478916 4211456	635668099 634312281	144509455 137694222	1706517 1636209	84265723 84265723	145025531 142488878	59194930 55954081	1070370255 1056351394
27201	1015500	13039181	44344298	1271125	967234	1839949	18111493	45905201	51047	159917298	10806496	236631484

Tabel : 5. Pemakaian serta Nilai bahan bakar dan pelumas menurut kode industri, 2004
Table : 5. Quantity and Value of fuel and lubricants used by industrial code, 2004

Kode Industri Industrial Code	Pemakaian - Quantity					Nilai - Value (000 Rp)						Jumlah Total
	Bensin Benzene (Liter)	Minyak solar Fuel oil (Liter)	Minyak tanah Kerosene (Liter)	Batubara Coal (Kg)	Pelumas Lubricant oil (Liter)	Bensin Benzene	Minyak solar Fuel oil	Minyak tanah Kerosene	Batubara Coal	Lainnya Others	Pelumas Lubricant oil	
29120	18547 167704 28463	17247 1615255 1313791	3977 2460 1160	0 0 0	2330 135116 124455	32980 295224 49810	21575 2065699 1669724	4135 2576 1276	0 0 0	10983 2707761 2342651	30314 1370743 1238298	99987 6442003 5301759
29130	730027 553907	6143858 5655982	134030 134030	0 0	95220 26238	1277859 969337	7241675 6645778	147433 147433	0 0	904193 450587	1188766 327960	10759926 8541095
29141	752411 752411	373538 373538	0 0	0 0	106 0	1316720 438907	438907 0	0 0	0 0	8394 0	1590 0	1765611 1755627
29142	19092	10000	0	0	1123	34558	16500	0	0	0	12389	63447
29150	57541 12368	254089 144847	7335 835	0 0	16777 13566	102161 21644	364310 224839	7419 919	0 0	719867 128067	198818 163730	1392575 539199
29191	124505 102951	1334576 538597	261455 0	0 0	37415 24637	218528 180163	1570521 634470	287570 0	0 0	1206384 845272	469459 309753	3752462 1969658
29192	7522	32929	30279	8550	999	14094	54534	33284	8392	73134	12600	196038
29193	135518 122098	531914 498915	624 0	0 0	13339 12709	237565 213673	682988 631725	624 0	0 0	356794 89487	188384 181180	1466355 1116065
29199	159460	1862	0	0	2689	279054	2188	0	0	0	33612	314854
291	3342645 2485155	12377355 10016621	508045 198893	8550 0	655017 530707	5853491 4340089	15537043 12601405	585212 245602	8392 0	6724737 3928394	7416964 5905220	36125839 27020710
29211	434504 91066	1343735 1313409	55774 3557	1445290 1445290	310237 290252	769497 165567	1678982 1625468	69684 5697	722645 722645	511786 46935	3893060 3637160	7645654 6203472
29212	*	*	*	*	*	*	*	*	*	*	*	*
Catatan : angka yang tercetak miring adalah perusahaan Industri Besar												
<i>* tidak bisa dipublikasikan, tetapi tergabung dalam nilai kelompok KLUU lain</i>												
<i>Note : number in italic denote large establishments</i>												
<i>* not available for publication, but included in ISIC group Values where applicable</i>												
29221	271535 8300	128713 46584	522 0	0 0	24126 17874	493160 15023	213279 78865	784 0	0 0	310 0	254944 163097	962477 254985
29222	*	*	*	*	*	*	*	*	*	*	*	*
29223	140028 121900	437937 284006	0 0	0 0	18370 12700	246724 214064	550774 346166	0 0	0 0	223121 18515	221180 151029	1241799 729774
29224	0 *	0 *	0 *	0 *	44 *	0 *	0 *	0 *	0 *	17594 *	554 *	18148 *
29240	216740 120000	168691 138002	231100 230000	0 0	12644 1104	410753 235200	273902 223341	236355 235200	0 0	70283 0	174376 13806	1165669 707547
29250	34532 *	10145 *	1358 *	0 *	1688 *	61703 *	16878 *	1807 *	0 *	178 *	18577 *	99143 *
29261	0	20349	0	288000	460	0	33504	0	288000	237400	7160	566064
29263	116213	217029	1325	0	27124	205757	270123	1384	0	427437	338282	1242983
29270	1111 *	996179 *	0 *	0 *	74474 *	1960 *	1673581 *	0 *	0 *	6873 *	1116718 *	2799132 *
29291	222477 78794	1042784 827187	0 0	0 0	13673 3630	389346 137889	1226179 971944	0 0	0 0	0 0	170917 45378	1786442 1155211
29292	*	*	*	*	*	*	*	*	*	*	*	*
29299	56571 38582	171577 35474	1092 0	0 0	19228 41682	101501 69181	275852 41682	1179 0	0 0	9596 8246	237036 190938	625164 310047
292	1530601 484360	4772603 3796258	291171 233557	1733290 1445290	529413 458575	2746740 881932	6598605 5146564	311193 240897	1010645 722645	1507806 87625	6774617 5859074	18949606 12938737
29301	*	*	*	*	*	*	*	*	*	*	*	*
29302	4773860 4566987	9214481 8503969	0 0	0 0	579168 559908	8361053 7999025	11476208 10641357	0 0	0 0	3571617 492287	7161603 6920844	30570481 26053513
29309	248322 235430	2997383 2947744	748 0	0 0	68409 65253	434570 412007	3524453 3463599	823 0	0 0	41761 28049	855133 815667	4856740 4719322
293	5401118 5181353	12572872 11812721	4117 3369	0 0	685286 662870	9458963 9074372	15426949 14531244	4529 3706	0 0	3613378 520336	8488093 8207868	36991912 32337526
29	10274364 8150868	29722830 25625600	803333 435819	1741840 1445290	1869716 1652152	18059194 14296393	37562597 32279213	900934 490205	1019037 722645	11845921 4536355	22679674 19972162	92067357 72296973
30001	*	*	*	*	*	*	*	*	*	*	*	*
30003	3602 *	7075 *	0 *	0 *	157 *	6303 *	8313 *	0 *	0 *	572 *	1959 *	17147 *
30004	*	*	*	*	*	*	*	*	*	*	*	*
300	3602 *	7075 *	0 *	0 *	157 *	6303 *	8313 *	0 *	0 *	572 *	1959 *	17147 *
30	3602 *	7075 *	0 *	0 *	157 *	6303 *	8313 *	0 *	0 *	572 *	1959 *	17147 *

Tabel : 5. Pemakaian serta Nilai bahan bakar dan pelumas menurut kode industri, 2004
Table : 5. Quantity and Value of fuel and lubricants used by industrial code, 2004

Kode Industri Industrial Code	Pemakaian - Quantity					Nilai - Value (000 Rp)						
	Bensin Benzene (Liter)	Minyak solar Fuel oil (Liter)	Minyak tanah Kerosene (Liter)	Batubara Coal (Kg)	Pelumas Lubricant oil (Liter)	Bensin Benzene	Minyak solar Fuel oil	Minyak tanah Kerosene	Batubara Coal	Lainnya Others	Pelumas Lubricant oil	Jumlah Total
31101	194667 177341	167699 152513	46151 31151	0	16435 16435	351152 319792	225903 200847	52266 34266	0	0	210845 210845	840166 765750
31102	44300 36821	32291 30270	2113 553	0	8044 7842	82908 69389	56442 54067	2535 663	0	1485990 1485990	86463 83843	1714338 1693952
31103	1091930 911627	3752360 3507688	785 470	0	262195 256112	1930471 1612514	4679003 4355761	895 517	0	730732 729862	3281729 3204133	10622830 9902787
311	1330897 1125789	3952350 3690471	49049 32174	0	286674 280389	2364531 2001695	4961348 4610675	55696 35446	0	2216722 2215852	3579037 3498821	13177334 12362489
31201	555936 103742	2221982 20980299	3743 843	0	105857 85097	980857 185692	27798197 26318067	4992 1012	0	832963 638675	861662 593845	30478671 27737291
31202	595266 588277	372912 349752	1785 1785	0	80952 80679	1046646 1034015	516735 478699	2500 2500	0	841741 542514	1254871 1252242	3662493 3309970
312	1151202 692019	22584894 21330051	5528 2628	0	186809 165776	2027503 1219707	28314932 26796766	7492 3512	0	1674704 1181189	2116533 1846087	34141164 31047261
31300	23433010 23169551	16567165 15028750	24228 11882	0	412800 378931	35315647 34852152	20341193 18436602	34477 14002	0	15227531 15185378	5157821 4731925	76076669 73220059
313	23433010 23169551	16567165 15028750	24228 11882	0	412800 378931	35315647 34852152	20341193 18436602	34477 14002	0	15227531 15185378	5157821 4731925	76076669 73220059
31401	192 192	6074930 6070630	168060 168060	0	118728 118678	339 339	7189675 7184475	182400 182400	0	1080716 1080716	1471496 1470246	9924626 9918176
31402	3714840 3558745	10493111 9262012	14771 14771	0	333400 298497	6509692 6236115	12554977 11091756	16258 16258	0	17356215 16515852	4152863 3727650	40590005 37587631
Catatan : angka yang tercetak miring adalah perusahaan Industri Besar						Note : number in italic denote large establishments						
* tidak bisa dipublikasikan, tetapi tergabung dalam nilai kelompok KLUU lain						* not available for publication, but included in ISIC group Values where applicable						
314	3715032 3558937	16568041 15332642	182831 182831	0	452128 417175	6510031 6236454	19744652 18276231	198658 198658	0	18436931 17596568	5624359 5197896	50514631 47505807
31501	29795 28567	430312 412243	10758 10758	0	276752 272374	52562 50413	653624 632393	12584 12584	0	2005984 2005984	3449355 3394631	6174109 6096005
31502	204916 *	58238 *	0 *	0	20607 *	366565 *	119295 *	0 *	0	0 *	309119 *	794979 *
31509	70629 51975	318268 80981	0 0	0	5726 2791	123722 91078	377763 98952	0 0	0	125824 124924	69662 34888	696971 349842
315	305340 213223	806818 551462	10758 10758	0	303085 295772	542849 381644	1150682 850640	12584 12584	0	2131808 2130908	3828136 3738638	7666059 7114414
31900	16161093 14869538	347375875 346418066	19290 0	0	2516173 2496907	28288918 26028698	408177360 407041228	21219 0	0	2028849 2028849	31451275 31210452	469967621 466309227
319	16161093 14869538	347375875 346418066	19290 0	0	2516173 2496907	28288918 26028698	408177360 407041228	21219 0	0	2028849 2028849	31451275 31210452	469967621 466309227
31	46096574 43629057	407855143 402351442	291684 240273	0	4157669 4034950	75049479 70720350	482690167 476012142	330126 264202	0	41716545 40338744	51757161 50223819	651543478 637559257
32100	8460637 8314416	70045658 69798894	351892 351478	0	2349544 2323978	14856013 14596184	83394296 83093287	387070 386636	0	1110986 1052993	29520222 29124156	129268587 128253256
321	8460637 8314416	70045658 69798894	351892 351478	0	2349544 2323978	14856013 14596184	83394296 83093287	387070 386636	0	1110986 1052993	29520222 29124156	129268587 128253256
32200	8833299 8364433	27454367 25999131	66447 0	0	1600234 1583079	15467936 14647420	32371220 30643261	73092 0	0	4392635 4326903	20049193 19828784	72354076 69446368
322	8833299 8364433	27454367 25999131	66447 0	0	1600234 1583079	15467936 14647420	32371220 30643261	73092 0	0	4392635 4326903	20049193 19828784	72354076 69446368
32300	31978337 17658666	273538673 230805080	417501 415295	0	1325690 213586	55936572 30875212	322545358 272318055	459182 456825	0	10753134 10696563	16768668 2867702	406462914 317214357
323	31978337 17658666	273538673 230805080	417501 415295	0	1325690 213586	55936572 30875212	322545358 272318055	459182 456825	0	10753134 10696563	16768668 2867702	406462914 317214357
32	49272273 34337515	371038698 326603105	835840 766773	0	5275468 4120643	86260521 60118816	438310874 386054603	919344 843461	0	16256755 16076459	66338083 51820642	608085577 514913981
33111	258782 240782	242623 242623	0 0	0	9774 9374	454022 421442	376746 376746	0 0	0	173925 173925	114303 109303	1118996 1081416
33112	-	-	-	-	-	-	-	-	-	-	-	-
33113	1770034 1727704	902719 878519	282687 282687	0	46658 46581	3100105 3023481	1075384 1035384	314796 314796	0	257982 251676	577960 576572	5326227 5201909

Tabel : 5. Pemakaian serta Nilai bahan bakar dan pelumas menurut kode industri, 2004
Table : 5. Quantity and Value of fuel and lubricants used by industrial code, 2004

Kode Industri Industrial Code	Pemakaian - Quantity					Nilai - Value (000 Rp)						
	Bensin Benzene (Liter)	Minyak solar Fuel oil (Liter)	Minyak tanah Kerosene (Liter)	Batubara Coal (Kg)	Pelumas Lubricant oil (Liter)	Bensin Benzene	Minyak solar Fuel oil	Minyak tanah Kerosene	Batubara Coal	Lainnya Others	Pelumas Lubricant oil	Jumlah Total
33121	68205	238602	4400	0	5243	119950	303792	5280	0	2441	67887	499350
331	2464883	1383944	287087	0	63260	4317835	1755922	320076	0	434348	779957	7608138
	2000357	1184906	287087	0	56276	3501244	1504853	320076	0	425601	691984	6443758
33201	35392	63721	0	0	2006	62034	74872	0	0	4770	25148	166824
	31425	5365	0	0	1631	54994	6304	0	0	3428	20385	85111
33202	*	*	*	*	*	*	*	*	*	*	*	*
33203	*	*	*	*	*	*	*	*	*	*	*	*
33204	*	*	*	*	*	*	*	*	*	*	*	*
332	35392	362938	0	0	2006	62034	426452	0	0	4770	25148	518404
	31425	304582	0	0	1631	54994	357884	0	0	3428	20385	436691
33300	11069	51930	1543	0	6146	20148	82411	1543	0	16915	51221	172238
	0	12587	1313	0	4502	0	20770	1313	0	16162	32340	70585
333	11069	51930	1543	0	6146	20148	82411	1543	0	16915	51221	172238
	0	12587	1313	0	4502	0	20770	1313	0	16162	32340	70585
33	2511344	1798812	288630	0	71412	4400017	2264785	321619	0	456033	856326	8298780
	2031782	1502075	288400	0	62409	3556238	1883507	321389	0	445191	744709	6951034
34100	17855152	60277204	92286	0	5553212	31350248	75672622	98120	0	4664324	65032823	176818137
	17854732	59607313	92286	0	5371340	31349471	74884075	98120	0	4664324	62758079	173754069
Catatan : angka yang tercetak miring adalah perusahaan Industri Besar						Note : number in italic denote large establishments						
* tidak bisa dipublikasikan, tetapi tergabung dalam nilai kelompok KLUI lain						* not available for publication, but included in ISIC group Values where applicable						
341	17855152	60277204	92286	0	5553212	31350248	75672622	98120	0	4664324	65032823	176818137
	17854732	59607313	92286	0	5371340	31349471	74884075	98120	0	4664324	62758079	173754069
34200	1165442	2447118	21463	0	388945	2141667	3094514	24632	0	4542951	2589316	12393080
	1049670	2217974	1741	0	380006	1943434	2770002	2835	0	4493602	2481662	11691535
342	1165442	2447118	21463	0	388945	2141667	3094514	24632	0	4542951	2589316	12393080
	1049670	2217974	1741	0	380006	1943434	2770002	2835	0	4493602	2481662	11691535
34300	19561441	88647332	445038	0	1419440	34297538	107330291	518221	0	20416018	17834177	180396245
	18920129	86050335	201920	0	1346001	33170085	104046006	228432	0	19653765	16923258	174021546
343	19561441	88647332	445038	0	1419440	34297538	107330291	518221	0	20416018	17834177	180396245
	18920129	86050335	201920	0	1346001	33170085	104046006	228432	0	19653765	16923258	174021546
34	38582035	151371654	558787	0	7361597	67789453	186097427	640973	0	29623293	85456316	369607462
	37824531	147875622	295947	0	7097347	66462990	181700083	329387	0	28811691	82162999	359467150
35111	4419563	11775329	237235	0	550147	7658056	14317361	254437	0	21654442	6719649	50603945
	4118929	9926218	130094	0	502433	7124464	11975926	143058	0	21369747	6107824	46721019
35112	81696	244726	21000	0	4864	143166	340984	25200	0	39636	42061	591047
35113	1448871	8136320	811742	0	239950	2601273	11161805	909670	0	542672	2836928	18052348
	746679	6028809	698882	0	118557	1308223	7981371	789271	0	34171	1427415	11540451
35115	37082	2454908	0	0	140841	71754	3555714	0	0	532342	1856006	6015816
	37082	2454908	0	0	140841	71754	3555714	0	0	532342	1856006	6015816
35120	*	*	*	*	*	*	*	*	*	*	*	*
351	5987937	22613108	1069977	0	935850	10475563	29378966	1189307	0	22769092	11454884	75267812
	4902690	18409935	828976	0	761831	8504441	23513011	932329	0	21936260	9391245	64277286
35201	53735	984	50	0	95	95456	1575	60	0	874574	1985	973650
	*	*	*	*	*	*	*	*	*	*	*	*
352	53735	984	50	0	95	95456	1575	60	0	874574	1985	973650
	*	*	*	*	*	*	*	*	*	*	*	*
35301	*	*	*	*	*	*	*	*	*	*	*	*
	*	*	*	*	*	*	*	*	*	*	*	*
353	*	*	*	*	*	*	*	*	*	*	*	*
	*	*	*	*	*	*	*	*	*	*	*	*
35911	10059678	39556125	43146	0	2636563	17617859	46577958	43461	0	231760	32914972	97386010
	5593294	39451148	41870	0	387682	9801876	46454610	42057	0	225813	4797860	61322216
35912	442489	9976588	157401	0	189818	790500	13183074	207211	0	5766589	2118019	22065393

Tabel : 5. Pemakaian serta Nilai bahan bakar dan pelumas menurut kode industri, 2004
Table : 5. Quantity and Value of fuel and lubricants used by industrial code, 2004

Kode Industri	Pemakaian - Quantity					Nilai - Value (000 Rp)						
	Bensin Benzene (Liter)	Minyak solar Fuel oil (Liter)	Minyak tanah Kerosene (Liter)	Batubara Coal (Kg)	Pelumas Lubricant oil (Liter)	Bensin Benzene	Minyak solar Fuel oil	Minyak tanah Kerosene	Batubara Coal	Lainnya Others	Pelumas Lubricant oil	Jumlah Total
35921	285329 88890 60784	9300913 347823 142807	132210 349 342	0 0 0	149747 6383 5601	510254 158926 108393	12146249 467771 206450	181443 358 350	0 0 0	5517076 49953 42949	1692008 69226 57432	20047030 746234 415574
35922	67609 24512	2368288 1862902	93586 2350	78840 0	80063 16851	120181 43990	2885358 2206988	104249 2350	78840 0	1563951 1016192	951940 202245	5704519 3471765
35990	*	*	*	*	*	*	*	*	*	*	*	*
359	10658666 5963919	52262793 50757770	294482 176772	78840 0	2913007 559881	18687466 10464513	63144692 61014297	355279 226200	78840 0	7612253 6802030	36055057 6749545	125933587 85256585
35	20106133 14323910	76311722 70602542	1364509 1005748	78840 0	3895980 1368740	35218626 25020511	94211167 86213242	1544646 1158529	78840 0	38972549 36454920	48099772 16728636	218125600 165575838
36101	5715425 3459112	23700302 18870563	1149633 821716	167999 160368	608566 479021	10282783 6226946	33357367 26527266	1398830 1031577	145797 138833	895230 530341	6969136 5297894	53049143 39752857
36102	9624252 8783856	10551488 8377952	375768 248877	13192 0	118512 85668	16882734 15404502	13050127 10383219	432791 293641	13144 0	4367260 3877589	1375109 983248	36121165 30942199
36103	0 *	45362 *	1017 *	0 *	730 *	0 *	74847 *	1017 *	0 *	0 *	10830 *	86694 *
36104	370579 214079	1785847 1314108	49221 17104	0 0	25811 17583	667414 383305	2426796 1746028	52573 17506	0 0	113756 86870	339209 233126	3599748 2466835
36109	117808 80352	890458 638978	9812 6104	0 0	33608 28961	211250 143237	1178854 789748	10975 6714	0 0	1311 209	342364 279641	1744754 1219549
361	15828064 12537399	36973457 29245763	1585451 1093801	181191 160368	787227 611933	28044181 22157990	50087991 39519128	1896186 1349438	158941 138833	5377557 4495009	9036648 6804409	94601504 74464807
36911	*	*	*	*	*	*	*	*	*	*	*	*
36912	404749 248766	3441051 3363125	9565 2320	0 0	96885 81120	642802 372069	5652955 5552963	10182 2443	0 0	121654 73664	1723159 1524247	8150752 7525386
36913	96739 *	40562 *	384 *	0 *	15131 *	143139 *	77290 *	386 *	0 *	186111 *	16220 *	423146 *
36914	*	*	*	*	*	*	*	*	*	*	*	*
Catatan : angka yang tercetak miring adalah perusahaan Industri Besar						Note : number in italic denote large establishments						
* tidak bisa dipublikasikan, tetapi tergabung dalam nilai kelompok KLUJ lain						* not available for publication, but included in ISIC group Values where applicable						
36915	762068 636302	86007 10590	50407 27290	0 0	12998 11050	1323198 1099553	142020 17363	58425 33024	0 0	1285435 1090598	160375 134626	2969453 2375164
36921	1626 775374	43 1631228	328 64153	0 0	58 181067	2852 1365544	51 2272267	423 123351	0 0	18300 2662638	888 2159142	22514 8582942
36922	726055 223759	1361131 906059	61105 17771	0 0	170155 17981	1276985 396176	1952624 1349753	116979 19820	0 0	2662638 5315525	2083159 222300	8092385 7303574
36930	84444 428328	710255 1442855	16815 458182	0 0	8005 34640	150567 750674	1092846 1704683	18635 504000	0 0	5219226 51353	101446 435760	6582720 3446470
36941	230320 226328	1288420 596129	458182 1622679	0 0	31210 1261800	403884 325842	1523222 945424	504000 1864779	0 0	14341 5570	391134 15145666	2836581 18287281
36942	150878 293171	505260 2582162	1620970 14142	0 0	1256947 56402	195794 518640	798048 3526536	1863068 19076	0 0	4322 683730	15101330 696039	17962562 5444021
36991	132983 1247280	2479726 685778	13480 131041	0 0	53993 141133	235923 2143406	3368349 1097336	18408 163932	0 0	48685 55943	661746 1451288	4333111 4911905
36993	1036069 738668	635753 6572248	107976 37357	0 0	137379 164302	1811799 1292833	1014333 7830737	135550 42211	0 0	34526 4023335	1398211 1969458	4394419 15158574
36999	410813 5202869	4827579 17986202	21221 2406009	0 0	58447 1982544	720007 8913499	5726932 24601831	24073 2806585	0 0	3903265 14410368	718550 23982138	11092827 74714421
369	3699704 21030933	15216000 54959659	2329727 3991460	1823345 181191	6315719 2769771	21115003 36957680	2716548 74689822	0 4702771	158941 158941	19787925 19787925	33018786 33018786	169315925 169315925
36	16237103 21030933	44461763 54959659	3423528 3991460	160368 181191	2435278 2769771	28473709 36957680	60634131 74689822	4065986 4702771	138833 158941	17616947 19787925	28933897 33018786	139863503 169315925
37100	*	*	*	*	*	*	*	*	*	*	*	*
371	*	*	*	*	*	*	*	*	*	*	*	*
37200	46861 6670	1103281 103913	27810 0	0 0	12849 990	83247 12073	1785489 174488	32510 0	0 0	10473 0	147580 16821	2059299 203382
372	46861 6670	1103281 103913	27810 0	0 0	12849 990	83247 12073	1785489 174488	32510 0	0 0	10473 0	147580 16821	2059299 203382
37	46861 6670	1103281 103913	27810 0	0 0	12849 990	83247 12073	1785489 174488	32510 0	0 0	64038 0	147580 16821	2112864 203382
Total	1216332642 1101430552	8049175719 7506980397	165432056 124041730	2454281871 2449290811	151148369 134066324	2138602407 1936600821	10410773925 9691049865	191777990 144893118	1077050708 1074329679	6867269528 6632882077	1816875122 1612167057	22502349680 21091922617
Catatan : angka yang tercetak miring adalah perusahaan Industri Besar						Note : number in italic denote large establishments						
* tidak bisa dipublikasikan, tetapi tergabung dalam nilai kelompok KLUJ lain						* not available for publication, but included in ISIC group Values where applicable						

Tabel : 6. Biaya input menurut kode industri, 2004
 Table : 6. Input cost by industrial code, 2004

Nilai : (ribu Rp)
 Value : (thousand Rp)

Kode Industri Industrial Code	Biaya Input - Input Costs				Jumlah Total
	Bahan baku dan penolong Raw Materials	Bahan bakar, Tenaga listrik dan Gas Fuel, Electricity and Gas	Sewa gedung, mesin dan alat-alat Rent of building, machinery and equipment	Pengeluaran lain Other Expenses	
15111	41058200	5064787	457316	7863776	54444079
	20728152	3864654	380490	5215832	30189128
15112	824144290	33118118	88918395	23612607	969793410
	789302509	31513969	88813526	21609693	931239697
15121	994483726	99365998	16644503	115388911	1225883138
	986060683	98765001	16635001	114607222	1216067907
15122	228176946	5224371	31553	6877607	240310477
	75061152	2397134	583	2398893	79857762
15123	31165329	2185777	3240	2675880	36030226
	*	*	*	*	*
15124	8876177076	421832464	17252178	338012992	9653274710
	8429282217	379096756	13973058	294154017	9116506048
15125	206833426	5147507	67900	9525953	221574786
	*	*	*	*	*
15129	583395245	41711011	819798	6469922	632395976
	530231755	38465732	667996	4873397	574238880
15131	426731103	75921333	2305983	96944816	601903235
	421955367	74807306	1162068	96430131	594354872
15132	14848437	286588	20102	475157	15630284
15133	97262001	11623102	816071	15856456	125557630
	62222743	7515325	762560	12153454	82654082
15134	12721888	2048690	0	474918	15245496
	*	*	*	*	*
15139	8843469	2394072	2298	759656	11999495
	*	*	*	*	*
15141	16173521894	321507483	52508100	579027562	17126565039
	15554355761	303047824	52369805	568554274	16478327664
15142	1225090068	32075502	0	9649489	1266815059
	*	*	*	*	*
15143	1951158345	88139279	135567	14066438	2053499629
	1779082920	76853083	70409	9981610	1865988022
15144	23093056361	653198932	181651267	483636598	24411543158
	21920547940	641233400	176603267	456431121	23194815728
15145	5360532659	130957227	886018	159317946	5651693850
	*	*	*	*	*
15149	*	*	*	*	*
	*	*	*	*	*
151	60257567518	1942826920	362578238	1870636684	64433609360
	57345938789	1837713280	352412311	1750400871	61286465251
15211	4915748254	743101575	20445704	758045120	6437340653
	4697977448	730292949	20418704	749794611	6198483712
15212	328967816	9282921	0	22681012	360931749
	326862545	9262921	0	22681012	358806478
15213	95195435	9732669	2887178	6592263	114407545
	87734395	8349093	2761017	5393384	104237889
152	5339911505	762117165	23332882	787318395	6912679947
	5112574388	747904963	23179721	777869007	6661528079
15311	859229333	24811624	1020950	11234497	896296404
	33600750	864882	0	280920	34746552
15312	74168855	1179460	0	712316	76060631

Catatan : angka yang tercetak miring adalah perusahaan Industri Besar

Note : number in italic denote large establishments

* tidak bisa dipublikasikan, tetapi tergabung dalam nilai kelompok KLUU I.

* not available for publication, but included in ISIC group Values where applicable

Tabel : 6. Biaya input menurut kode industri, 2004
 Table : Input cost by industrial code, 2004

Nilai : (ribu Rp)
 Value : (thousand Rp)

Kode Industri Industrial Code	Biaya Input - Input Costs				Jumlah Total
	Bahan baku dan penolong Raw Materials	Bahan bakar, Tenaga listrik dan Gas Fuel, Electricity and Gas	Sewa gedung, mesin dan alat-alat Rent of building, machinery and equipment	Pengeluaran lain Other Expenses	
15313	1059113399	42095300	1024957	31693428	1133927084
	799000308	38350766	929751	29842567	868123392
15314	230344879	17124368	10597	15873807	263353651
	202134796	15813006	10597	13591052	231549451
15315	43848593	161270	5030	462255	44477148
	42049946	99085	5000	386115	42540146
15316	14846210	169389	0	53298	15068897
15317	*	*	*	*	*
15318	8151471	357064	292700	54335	8855570
	*	*	*	*	*
15321	7809063640	400998042	7624830	1074397563	9292084075
	7809063640	400998042	7624830	1074397563	9292084075
15322	302205278	26464938	921161	24574770	354166147
	191546540	18741558	619393	1436742	212344233
15323	699391439	119306584	1073025	17452437	837223485
	515188168	92980840	166646	8830167	617165821
15324	13094385	429183	17533	678947	14220048
15329	36053330	6605789	64201	3927816	46651136
15331	9232356513	196015716	8691114	263528019	9700591362
	8621901575	174580043	8415802	237277882	9042175302
15332	2511210663	135595074	64440358	44661702	2755907797
	1843816981	110154623	58372075	12495317	2024838996
153	22893157338	971383307	85186456	1489490693	25439217794
	20061381095	852838450	76144094	1378587085	22368950724
15410	1687039712	126746372	4797923	483435452	2302019459
	1320724483	89415637	2996769	447730351	1860867240
15421	3800504702	233808017	10546187	92901391	4137760297
	3800504702	233808017	10546187	92901391	4137760297
15422	3143951	161064	2800	43723	3351538
	*	*	*	*	*
15423	81273670	5658728	0	3111925	90044323
	*	*	*	*	*
15424	84208983	9948719	66108	6430091	100653901
	*	*	*	*	*
15429	4069889	156802	0	82579	4309270
15431	214590830	3401720	0	1427343	219419893
	*	*	*	*	*
15432	2098852263	150946254	12719609	567003859	2829521985
	1793062702	132620684	11875548	524351393	2461910327
15440	2647974411	135611994	22545482	292989667	3099121554
	2347191163	113197588	21903750	277386549	2759679050
15491	1837913200	271058997	7256615	116022205	2232251017
	1693649010	243481941	6602447	106485671	2050219069
15492	51056030	112453433	690588	9639670	173839721
	1746245	5051928	0	1571898	8370071
15493	796683935	43947918	5562697	113060942	959255492
	714557594	37814020	5319109	108377985	866068708
15494	136336625	8213661	157453	1138930	145846669
	*	*	*	*	*
15495	280824198	30971584	95338	37500983	349392103
	237428286	27726360	12000	35207521	300374167
15496	339637016	28061603	946597	30934948	399580164
	67055721	9675487	2888	17616350	94350446

Catatan : angka yang tercetak miring adalah perusahaan Industri Besar

Note : number in italic denote large establishments

* tidak bisa dipublikasikan, tetapi tergabung dalam nilai kelompok KLU11

* not available for publication, but included in ISIC group Values where applicable

Tabel **6.** **Biaya input menurut kode industri, 2004**
 Table **6.** **Input cost by industrial code, 2004**

Nilai : (ribu Rp)
 Value : (thousand Rp)

Kode Industri Industrial Code	Biaya Input - Input Costs				Jumlah Total
	Bahan baku dan penolong Raw Materials	Bahan bakar, Tenaga listrik dan Gas Fuel, Electricity and Gas	Sewa gedung, mesin dan alat-alat Rent of building, machinery and equipment	Pengeluaran lain Other Expenses	
15497	1964026489 1887896860	195458604 189089328	4153547 4140102	390196380 381203589	2553835020 2462329879
15498	65432679 36918641	7960483 4438939	699559 20408	15679108 10431808	89771829 51809796
15499	1785087386 1642545858	109164955 97124353	2049624 122839	192915156 175552639	2089217121 1915345689
154	17878655969 15839336015	1473730908 1193690142	72290127 63542047	2354514352 2182981830	21779191356 19279550034
15510	13429577 *	1479922 *	35300 *	2692247 *	17637046 *
15520	23643301 21738758	2251679 2054963	230877 230877	5117067 4635367	31242924 28659965
15530	58159022 57976876	20819811 20742654	45237739 45216559	12410175 12388995	136626747 136325084
15540	1617052179 1311502341	157787195 118493047	4277079 3293847	268933195 223734371	2048049648 1657023606
155	1712284079 1401020912	182338607 142175670	49780995 48741283	289152684 242931987	2233556365 1834869852
15	18081576409 99760251199	5332396907 4774322505	593168698 564019456	6791112808 6332770780	120798254822 111431363940
16001	863392341 792380402	18576990 15412420	2732812 2453641	13893002 10775093	898595145 821021556
16002	8493085355 8386823710	218537904 215226191	59730354 59555000	1359705457 1351866318	10131059070 10013471219
16003	790636602 779153599	14759571 13910185	574697 424697	23969384 21146643	829940254 814635124
16004	1347422442 1269739872	25559512 23481377	560880 330949	14555436 13038847	1388098270 1306591045
16009	104616653 15137033	3470967 204814	310346 284957	1365554 138141	109763520 15764945
160	11599153393 11243234616	280904944 268234987	63909089 63049244	1413488833 1396965042	13357456259 12971483889
16	11599153393 11243234616	280904944 268234987	63909089 63049244	1413488833 1396965042	13357456259 12971483889
17111	7557472695 7513481820	1265093783 1248477007	26208226 21389036	331568594 328457448	9180343298 9111805311
17112	5290834361 5219921214	1012448493 1004355580	11897240 11676111	394221051 391518946	6709401145 6627471851
17113	270537006 237272168	20000718 15205515	0 0	5488011 3440099	296025735 255917782
17114	8561070531 8322879930	1515923945 1425236233	46096496 42321673	945242332 917928491	11068333304 10708366327
17115	208611490 *	29337268 *	1640 *	561114 *	238511512 *
17121	2713054389 2680831150	349654105 347007199	2670760 2500488	266655616 265021956	3332034870 3295360793

Catatan : angka yang tercetak miring adalah perusahaan Industri Besar

Note : number in italic denote large establishments

* tidak bisa dipublikasikan, tetapi tergabung dalam nilai kelompok KLU I

* not available for publication, but included in ISIC group Values where applicable

17122	4672798264	927882328	20108050	365189479	5985978121
-------	------------	-----------	----------	-----------	------------

Tabel Riaya input menurut kode industri, 2004
Table : 6. Input cost by industrial code, 2004

Nilai : (ribu Rp)
Value : (thousand Rp)

Kode Industri Industrial Code	Biaya Input - Input Costs				Jumlah Total
	Bahan baku dan penolong Raw Materials	Bahan bakar, Tenaga listrik dan Gas Fuel, Electricity and Gas	Sewa gedung, mesin dan alat-alat Rent of building, machinery and equipment	Pengeluaran lain Other Expenses	
	4562693206	894889145	18039941	358056018	5833678310
17123	3038362597	771501214	16113287	628579731	4454556829
	2960618550	749932405	10233079	608172666	4328956700
17124	145016735	8964824	830952	4764309	159576820
	72230254	3929462	469110	2211461	78840287
171	32457758068	5900806678	123926651	2942270237	41424761634
	31771052224	5718309238	106629438	2875308446	40471299346
17211	2154598792	73816420	37856996	124705834	2390978042
	2058870943	65553534	36169611	117522438	2278116526
17212	79246690	2698430	104672	2280736	84330528
	40732015	1588357	12429	1561233	43894034
17213	19741807	1790611	0	792501	22324919
	*	*	*	*	*
17214	*	*	*	*	*
	*	*	*	*	*
17215	132629	18060	0	10429	161118
	*	*	*	*	*
17220	175828302	19577775	601293	39302841	235310211
	166135943	18136863	583293	39125618	223981717
17231	14839258	1185093	6748	2163788	18194887
	*	*	*	*	*
17232	138230749	17720297	14311109	15902063	186164218
	129953007	15872069	14218787	14853056	174896919
17291	165641654	15211351	508256	21270843	202632104
	128648889	11793053	65920	19423564	159931426
17292	71476291	9232949	139994	29769790	110619024
	62666181	9146014	139994	27821049	99773238
17293	86252892	15736785	6204610	10578391	118772678
	78096513	13786392	6067470	9834424	107784799
17294	342938944	11914816	0	3165602	358019362
	335811926	11033091	0	1355994	348201011
17295	*	*	*	*	*
17299	11632944	5732405	641	1420789	18786779
	6772995	3695603	0	109724	10578322
172	3263393252	175560637	59734319	253525096	3752213304
	3017341439	152718494	57257504	234556362	3461873799
17301	8410878500	1091361045	90812440	845866554	10438918539
	8181249381	1015204414	62125730	778173895	10036753420
17302	2301832825	69791069	9054111	363308509	2743986514
	2204314743	61153987	6763086	353793854	2626025670
17303	229094184	27031210	1382313	21143501	278651208
	200598154	26019882	1333313	20394945	248346294
17304	31226687	13367488	248120	3510229	48352524
	25717521	12776768	133838	2945147	41573274
173	10973032196	1201550812	101496984	1233828793	13509908785
	10611879799	1115155051	70355967	1155307841	12952698658
17400	44341870	533915	21758	856259	45753802
	*	*	*	*	*

Catatan : angka yang tercetak miring adalah perusahaan Industri Besar

Note : number in italic denote large establishments

* tidak bisa dipublikasikan, tetapi tergabung dalam nilai kelompok KLU I & II

* not available for publication, but included in ISIC group Values where applicable

174

44341870

533915

21758

856259

45753802

Tabel Riaya input menurut kode industri, 2004
Table : 6. Input cost by industrial code, 2004

Nilai : (ribu Rp)
Value : (thousand Rp)

Kode Industri Industrial Code	Biaya Input - Input Costs				Jumlah Total
	Bahan baku dan penolong Raw Materials	Bahan bakar, Tenaga listrik dan Gas Fuel, Electricity and Gas	Sewa gedung, mesin dan alat-alat Rent of building, machinery and equipment	Pengeluaran lain Other Expenses	
17	46738525386 45405357834	7278452042 6986212477	285179712 234242909	4430480385 4265287859	58732637525 56891101079
18101	13949437968 13245585678	953149725 879458524	266641643 248343494	1765610103 1689673431	16934839439 16063061127
18102	239822279 181398782	34371071 27379134	8660873 8053961	12705720 5394928	295559943 222226805
18103	276980136 271997666	28205404 27941318	5450652 5450296	21460648 21116122	332096840 326505402
18104	337853187 333536435	1998708 1798394	1993975 1973782	10717703 10335852	352563573 347644463
181	14804093570 14032518561	1017724908 936577370	282747143 263821533	1810494174 1726520333	17915059795 16959437797
18202	101577105 *	302719 *	120000 *	2266573 *	104266397 *
182	101577105 *	302719 *	120000 *	2266573 *	104266397 *
18	14905670675 14132388841	1018027627 936590174	282867143 263821533	1812760747 1728774006	18019326192 17061574554
19111	89687850 *	2727686 *	1971674 *	4122586 *	98509796 *
19112	876972194 729791579	53057001 31338800	8391413 8093410	42046804 39196478	980467412 808420267
19113	* *	* *	* *	* *	* *
19121	242502663 200327599	61406725 59449357	9154203 8736762	30672652 24161149	343736243 292674867
19122	* *	* *	* *	* *	* *
19129	49292062 46287992	1657670 1450616	310969 300456	5064713 4930239	56325414 52969303
191	1265927418 1003376122	118918655 92992291	19830472 17130628	81936466 70061345	1486613011 1183560386
19201	1513131919 1338207390	121848113 103114774	84086448 78732863	135496704 127354865	1854563184 1647409892
19202	6403378022 6385551640	296982304 294799800	36594016 36516092	1686612347 1683605186	8423566689 8400472718
19203	101598951 101172451	3394604 3383632	236189 236189	24587351 24564491	129817095 129356763
19209	162272118 147763285	29790802 28536023	8419678 8247407	134626012 133796524	335108610 318343239
192	8180381010 7972694766	452015823 429834229	129336331 123732551	1981322414 1969321066	10743055578 10495582612

Catatan : angka yang tercetak miring adalah perusahaan Industri Besar

Note : number in italic denote large establishments

* tidak bisa dipublikasikan, tetapi tergabung dalam nilai kelompok KLU I

* not available for publication, but included in ISIC group Values where applicable

19	9446308428 8976070888	570934478 522826520	149166803 140863179	2063258880 2039382411	12229668589 11679142998
-----------	---------------------------------	-------------------------------	-------------------------------	---------------------------------	-----------------------------------

Tabel **6.** **Riaya input menurut kode industri, 2004**
 Table **6.** **Input cost by industrial code, 2004**

Nilai : (ribu Rp)
 Value : (thousand Rp)

Kode Industri Industrial Code	Biaya Input - Input Costs				Jumlah Total
	Bahan baku dan penolong Raw Materials	Bahan bakar, Tenaga listrik dan Gas Fuel, Electricity and Gas	Sewa gedung, mesin dan alat-alat Rent of building, machinery and equipment	Pengeluaran lain Other Expenses	
20101	2203044962 1882645335	248178088 209309809	3817041 3373612	108749705 95985480	2563789796 2191314236
20102	491646450 292266229	30173670 16767771	29381114 28568668	23313455 16596174	574514689 354198842
20103	25873194 19921296	1241372 569067	9166 8891	774421 553676	27898153 21052930
20104	117260313 76639343	6063525 3619379	0 0	4364933 3348233	127688771 83606955
201	2837824919 2271472203	285656655 230266026	33207321 31951171	137202514 116483563	3293891409 2650172963
20211	4888409987 4873104267	529929943 528686635	32662491 32625275	514802985 513140760	5965805406 5947556937
20212	8291155402 8267900129	493183687 491514124	27897493 27755578	731508469 730370903	9543745051 9517540734
20213	1355278592 1294418841	186749503 181011934	6712744 6320530	202788248 199713514	1751529087 1681464819
20214	23899596 *	1649499 *	20276 *	1888976 *	27458347 *
20220	4347230153 3948018518	298981192 258404311	21854276 17695807	348883452 315284682	5016949073 4539403318
20230	43808994	1860668	64511	390219	46124392
20291	680038453 653330185	17833399 16283343	415757 114751	15831668 13749052	714119277 683477331
20292	31092501 27309057	1652049 1482296	13604572 13595498	4550748 4452509	50899870 46839360
20293	155581370 132906267	12624344 10487621	3207609 2907680	19188603 17798029	190601926 164099597
20294	96166172 84841101	7861103 6759498	135689 0	2625074 1641873	106788038 93242472
20299	50720691 41478192	3340246 2386644	7 0	1589466 796460	55650410 44661296
202	19963381911 19335408911	1555665633 1497960791	106575425 101015119	1844047908 1797511297	23469670877 22731896118
20	22801206830 21606881114	1841322288 1728226817	139782746 132966290	1981250422 1913994860	26763562286 25382069081
21011	8066015182 8046210401	858642184 858082959	937068389 937068389	233372484 233038965	10095098239 10074400714
21012	7234719551 7138668735	871335104 822758004	6970414 6777530	127737629 96578913	8240762698 8064783182
21013	1215924446 1215924446	96865539 96865539	12430469 12430469	186817832 186817832	1512038286 1512038286
21014	1803933804 1778542043	730254347 729022961	1854341 1806141	10637690 10204014	2546680182 2519575159
21015	1578240307 1543702528	174409822 170027192	6913895 6870310	167645007 166653913	1927209031 1887253943
21016	1513909235 1431473281	141177425 131514872	12695032 12587180	129956628 120511597	1797738320 1696086930
21019	1103030297	69710593	11566269	25264817	1209571976

Catatan : angka yang tercetak miring adalah perusahaan Industri Besar

Note : number in italic denote large establishments

* tidak bisa dipublikasikan, tetapi tergabung dalam nilai kelompok KLUU I;

* not available for publication, but included in ISIC group Values where applicable

Tabel : 6. Biaya input menurut kode industri, 2004
 Table : 6. Input cost by industrial code, 2004

Nilai : (ribu Rp)
 Value : (thousand Rp)

Kode Industri Industrial Code	Biaya Input - Input Costs				Jumlah Total
	Bahan baku dan penolong Raw Materials	Bahan bakar, Tenaga listrik dan Gas Fuel, Electricity and Gas	Sewa gedung, mesin dan alat-alat Rent of building, machinery and equipment	Pengeluaran lain Other Expenses	
	1010109682	62081735	11172144	16416289	1099779850
21020	4032058175	179627648	8644728	348587975	4568918526
	3727399267	165494952	6053714	330937343	4229885276
21090	538872678	16945864	234898	14904994	570958434
	448008873	12269668	142904	12104529	472525974
210	27086703675	3138968526	998378435	1244925056	32468975692
	26340039256	3048117882	994908781	1173263395	31556329314
21	27086703675	3138968526	998378435	1244925056	32468975692
	26340039256	3048117882	994908781	1173263395	31556329314
22110	2368709097	216287059	49384117	363807329	2998187602
	2030663986	150891631	28240633	313652410	2523448660
22120	1379457874	63908594	5218702	72699969	1521285139
	1246174739	47143944	2339100	52010900	1347668683
22130	11213000	1403455	144000	1770200	14530655
	*	*	*	*	*
22190	1515901791	90217062	8301727	157915104	1772335684
	1048992427	48476815	5942722	120200941	1223612905
221	5275281762	371816170	63048546	596192602	6306339080
	4330963152	247712390	36666455	487434251	5102776248
22210	648558934	12858965	2651184	56761883	720830966
	584190504	8949408	2037764	37538314	632715990
22220	5141546	1176423	100724	764987	7183680
	*	*	*	*	*
222	653700480	14035388	2751908	57526870	728014646
	584190504	9054664	2037764	37615169	632898101
22301	*	*	*	*	*
22302	*	*	*	*	*
223	2366011	284754	0	326252	2977017
22	5931348253	386136312	65800454	654045724	7037330743
	4915153656	256767054	38704219	525049420	5735674349
23100	19072447	3823593	303936	9475182	32675158
	*	*	*	*	*
231	19072447	3823593	303936	9475182	32675158
	*	*	*	*	*
23201	21098156	2752578	35580	4496321	28382635
23202	30111322	294952225	0	121031419	446094966
	*	*	*	*	*
23203	109772332	20749813	145179	3694245	134361569
	37754618	10259034	33668	3062356	51109676
23204	372430188	12896103	6029219	12498030	403853540
	*	*	*	*	*
23205	*	*	*	*	*
	*	*	*	*	*

Catatan : angka yang tercetak miring adalah perusahaan Industri Besar

Note : number in italic denote large establishments

* tidak bisa dipublikasikan, tetapi tergabung dalam nilai kelompok KLUJ l*i*

* not available for publication, but included in ISIC group Values where applicable

Tabel : 6. Biaya input menurut kode industri, 2004
 Table : 6. Input cost by industrial code, 2004

Nilai : (ribu Rp)
 Value : (thousand Rp)

Kode Industri Industrial Code	Biaya Input - Input Costs				Jumlah Total
	Bahan baku dan penolong Raw Materials	Bahan bakar, Tenaga listrik dan Gas Fuel, Electricity and Gas	Sewa gedung, mesin dan alat-alat Rent of building, machinery and equipment	Pengeluaran lain Other Expenses	
232	539646826 181391787	332282405 303028188	6246625 70315	141720015 123923858	1019895871 608414148
23	558719273 187008291	336105998 304836166	6550561 70315	151195197 131244485	1052571029 623159257
24111	149797978 138053823	109235408 106238789	38346822 30031689	11627468 8269232	309007676 282593533
24112	5368621460 3903512832	1787750356 1340452864	62484029 33793566	1577046927 1181996518	8795902772 6459755780
24113	510608238 *	7014100 *	799683 *	11546997 *	529969018 *
24114	845236691 524242174	145501208 108601310	6053056 3913532	88774421 71692261	1085565376 708449277
24115	132799180 47655551	27468097 11165428	4287166 4033172	18412365 9234465	182966808 72088616
24116	717027101 558208375	168940780 153568272	3194447 1573876	97369510 59540401	986531838 772890924
24117	2801271584 2763446474	188607894 187967112	264346 43890	21285604 21251060	3011429428 2972708536
24118	2214241372 1069103103	88948161 47233940	29640383 17008064	482359487 336242919	2815189403 1469588026
24119	2684253008 2387856268	424324314 405008528	23692075 23443389	195684779 162199014	3327954176 2978507199
24121	22314936 *	2973714 *	14672 *	850370 *	26153692 *
24122	3126473315 2618022277	76329174 27502006	112020598 84842417	193703660 155297818	3508526747 2885664518
24123	2972353923 2817898373	172149761 161586707	17119914 17092044	141376438 125536767	3303000036 3122113891
24131	5042325148 3936440144	235514519 179600463	27142096 25241092	228195261 194068427	5533177024 4335350126
24132	1383485 *	10710472 *	0 *	756059 *	12850016 *
241	26588707419 21157436988	3445467958 2739393026	325059287 241016731	3068989346 2325433882	33428224010 26463280627
24211	959030705 777066433	33873076 25537300	562417 317519	8492177 1832669	1001958375 804753921
24212	1491323916 1215603996	121219747 117149978	9504694 7454285	152857120 122974677	1774905477 1463182936
24213	790500	175219	65000	10085	1040804
24220	1890058413 1433612611	122349148 98811181	11516324 4548716	122130898 94254668	2146054783 1631227176
24231	1652145433 1427575946	132880259 121603006	21241307 20635490	3199174248 3179231344	5005441247 4749045786
24232	2942433651 2704686547	205970844 192946332	28875031 27368133	1023152717 989527382	4200432243 3914528394

Catatan : angka yang tercetak miring adalah perusahaan Industri Besar

Note : number in italic denote large establishments

* tidak bisa dipublikasikan, tetapi tergabung dalam nilai kelompok KLUU k

* not available for publication, but included in ISIC group Values where applicable

Tabel : 6. Biaya input menurut kode industri, 2004
 Table : 6. Input cost by industrial code, 2004

Nilai : (ribu Rp)
 Value : (thousand Rp)

Kode Industri Industrial Code	Biaya Input - Input Costs				Jumlah Total
	Bahan baku dan penolong Raw Materials	Bahan bakar, Tenaga listrik dan Gas Fuel, Electricity and Gas	Sewa gedung, mesin dan alat-alat Rent of building, machinery and equipment	Pengeluaran lain Other Expenses	
24233	*	*	*	*	*
	*	*	*	*	*
24234	349868890	21688786	7226242	231884376	610668294
	62586541	10271753	6853598	224362211	304074103
24241	2228414693	110496485	7071259	635537775	2981520212
	2140788192	106906853	7054028	614298728	2869047801
24242	1101960951	57689296	126494142	105199369	1391343758
	1015908346	49070437	125123680	92313688	1282416151
24291	1579760382	62663431	3511001	115942738	1761877552
	1102900617	45177704	2605918	86397180	1237081419
24292	122075241	27792785	0	9480664	159348690
	121706832	27792785	0	9478664	158978281
24293	198623303	2478259	9740865	13748569	224590996
	140204627	1070371	6542037	12595972	160413007
24294	553060550	12171644	744044	63491975	629468213
	382007221	5347328	605981	53887083	441847613
24295	171355257	14347796	179776	43300915	229183744
	171279423	14333539	179776	43297915	229090653
24299	1231504871	22735291	21708289	185439328	1461387779
	1069833060	18267695	17472348	160836881	1266409984
242	16473797574	948626061	248440391	5909911592	23580775618
	13767151210	834380257	226761509	5685357700	20513650676
24301	496338906	63553996	2575207	4043087	566511196
	452350150	60555431	2574383	2719012	518198976
24302	943757746	107940150	1977418	156559730	1210235044
	939793407	105990364	1977418	156449182	1204210371
243	1440096652	171494146	4552625	160602817	1776746240
	1392143557	166545795	4551801	159168194	1722409347
24	44502601645	4565588165	578052303	9139503755	58785745868
	36316731755	3740319078	472330041	8169959776	48699340650
25111	5481700482	325069529	7066370	436629697	6250466078
	5448230913	312467968	7047724	433561070	6201307675
25112	81810217	12861874	426	9507951	104180468
	44734100	8632813	0	7154957	60521870
25121	349834758	106126308	160692	80511284	536633042
	298123408	103051964	126012	80313158	481614542
25122	337601079	22309156	566109	12682966	373159310
	268005835	18391142	426401	11237732	298061110
25123	17356786701	505214655	28365644	302830985	18193197985
	17067692313	483628899	27876318	286952498	17866150028
25191	470057746	42489060	552558	33931293	547030657
	449272936	40109570	305095	33232039	522919640
25192	667967470	63780912	569750	248052925	980371057
	606145853	49181151	413137	241589204	897329345
25199	1087214192	214348700	86892964	132637083	1521092939
	1006341170	202525079	86767964	123066812	1418701025
251	25832972645	1292200194	124174513	1256784184	28506131536
	25188546528	1217988586	122962651	1217107470	27746605235

Catatan : angka yang tercetak miring adalah perusahaan Industri Besar

Note : number in italic denote large establishments

* tidak bisa dipublikasikan, tetapi tergabung dalam nilai kelompok KLUU i

* not available for publication, but included in ISIC group Values where applicable

Tabel : 6. Biaya input menurut kode industri, 2004
 Table : 6. Input cost by industrial code, 2004

Nilai : (ribu Rp)
 Value : (thousand Rp)

Kode Industri Industrial Code	Biaya Input - Input Costs				Jumlah Total
	Bahan baku dan penolong Raw Materials	Bahan bakar, Tenaga listrik dan Gas Fuel, Electricity and Gas	Sewa gedung, mesin dan alat-alat Rent of building, machinery and equipment	Pengeluaran lain Other Expenses	
25201	1452605562 1293602152	93279725 76275001	13991064 12839855	69561288 57334952	1629437639 1440051960
25202	3861088099 3603760898	213877497 196810262	11423766 10903667	268862794 262579304	4355252156 4074054131
25203	213604823 188219678	20283911 17922801	1314590 161038	14981193 14126186	250184517 220429703
25204	1314608689 1124002822	143778288 119930816	3439700 1828794	119167779 107876512	1580994456 1353638944
25205	5345682431 4674348785	478849666 407660500	10330095 8625231	294481601 270202344	6129343793 5360836860
25206	1543959956 1480918180	70389890 62013779	6583210 6076051	48020158 42004184	1668953214 1591012194
25209	1297696144 1026246421	125963593 91279088	8038004 4630626	92888545 75221693	1524586286 1197377828
252	15029245704 13391098936	1146422570 971892247	55120429 45065262	907963358 829345175	17138752061 15237401620
25	40862218349 38579645464	2438622764 2189880833	179294942 168027913	2164747542 2046452645	45644883597 42984006855
26111	1373239313 1241716193	1220336123 1185723102	22627085 22139595	1552592862 1520959520	4168795383 3970538410
26112	226411874 214515967	156059434 153250589	22007691 21373301	782832226 778946230	1187311225 1168086087
26121	265229454 263642159	240514214 238332888	1068963 1053656	106096897 106031541	612909528 609060244
26122	17939871 *	3754349 *	0 *	1625613 *	23319833 *
26123	* *	* *	* *	* *	* *
26124	156562904 155284109	110862884 110664174	1283363 1283363	5512643 5456643	274221794 272688289
26129	175970925 30671032	29580487 6742684	72039 0	10880182 7736170	216503633 45149886
261	2216014341 1922645674	1761189374 1698286378	47059141 45849915	2459670423 2420315025	6483933279 6087096992
26201	139437426 134688377	117369581 114941906	271275 270021	55052866 54701057	312131148 304601361
26202	761656655 754546802	240137713 233905854	8668070 8641368	215131619 214334836	1225594057 1211428860
26203	1117067 *	281448 *	3481 *	111855 *	1513851 *
26209	* *	* *	* *	* *	* *
262	904248046 892367473	357810556 349112414	8959826 8931870	270296340 269140048	1541314768 1519551805
26311	96767573 77341565	13754251 5688584	335644 335644	14334728 11712065	125192196 95077858
26319	* *	* *	* *	* *	* *

Catatan : angka yang tercetak miring adalah perusahaan Industri Besar

Note : number in italic denote large establishments

* tidak bisa dipublikasikan, tetapi tergabung dalam nilai kelompok KLU I k

* not available for publication, but included in ISIC group Values where applicable

Tabel : 6. Biaya input menurut kode industri, 2004
 Table : 6. Input cost by industrial code, 2004

Nilai : (ribu Rp)
 Value : (thousand Rp)

Kode Industri Industrial Code	Biaya Input - Input Costs				Jumlah Total
	Bahan baku dan penolong Raw Materials	Bahan bakar, Tenaga listrik dan Gas Fuel, Electricity and Gas	Sewa gedung, mesin dan alat-alat Rent of building, machinery and equipment	Pengeluaran lain Other Expenses	
26321	58480902 52291472	27000960 25328611	325189 300030	9071479 8444385	94878530 86364498
26322	11498810 3545251	13907677 6941887	31452 0	691097 391790	26129036 10878928
26323	58095286 27545940	74281085 30545836	1878540 1083094	30735330 24974802	164990241 84149672
26324	29920982 *	32686194 *	350128 *	4980883 *	67938187 *
26329	*	*	*	*	*
263	254987217 189012709	161630402 98582725	2920953 2048768	60582912 50266264	480121484 339910466
26411	1942150827 1934293712	4277541177 4269510988	97722640 97655559	2741399927 2738776401	9058814571 9040236660
26412	36514083 19528666	40868484 18554286	482978 284000	2773865 348270	80639410 38715222
26413	21993880 19228874	2108029 2027445	0 0	2753079 2636510	26854988 23892829
26421	309172	41394	155189	60396	566151
26422	3802975 932435	513016 219321	57499 32614	937564 606601	5311054 1790971
26423	1065603091 758740584	135423349 107131064	7609466 6238238	66950950 52216359	1275586856 924326245
26429	*	*	*	*	*
264	3071197171 2732724271	4456509031 4397443104	106036715 104210411	2814875781 2794584141	10448618698 10028961927
26501	624207	61457	0	675	686339
26502	354002048 265214780	56223075 49572362	4839145 2076910	35818682 34966228	450882950 351830280
26503	115550187 36046327	34429294 11102345	4352108 975361	5668940 901595	160000529 49025628
26509	10555870 *	1980067 *	66487 *	196279 *	12798703 *
265	480732312 304816672	92693893 60914334	9257740 3052271	41684576 35867823	624368521 404651100
26601	191617226 182883977	20218948 19566051	929227 929227	9084470 8962797	221849871 212342052
26609	1980469	495403	20000	316614	2812486
266	193597695 182883977	20714351 19566051	949227 929227	9401084 8962797	224662357 212342052
26900	128617255 111076695	25364531 18322174	1693805 1489897	8029366 6008743	163704957 136897509
269	128617255 111076695	25364531 18322174	1693805 1489897	8029366 6008743	163704957 136897509
26	7249394037 6335527471	6875912138 6642227180	176877407 166512359	5664540482 5585144841	19966724064 18729411851

Catatan : angka yang tercetak miring adalah perusahaan Industri Besar

Note : number in italic denote large establishments

* tidak bisa dipublikasikan, tetapi tergabung dalam nilai kelompok KLU11.

* not available for publication, but included in ISIC group Values where applicable

Tabel : 6. Biaya input menurut kode industri, 2004
 Table : Input cost by industrial code, 2004

Nilai : (ribu Rp)
 Value : (thousand Rp)

Kode Industri Industrial Code	Biaya Input - Input Costs				Jumlah Total
	Bahan baku dan penolong Raw Materials	Bahan bakar, Tenaga listrik dan Gas Fuel, Electricity and Gas	Sewa gedung, mesin dan alat-alat Rent of building, machinery and equipment	Pengeluaran lain Other Expenses	
27101	4669136113 4576478733	393609035 385585642	1476902 1161378	75145185 62227379	5139367235 5025453132
27102	21119191365 20240587443	2068526929 2038170271	453807864 452289188	703988809 605792320	24345514967 23336839222
27103	6921741018 6569945436	462046993 447638193	6406941 6258649	251737847 241047132	7641932799 7264889410
271	32710068496 31387011612	2924182957 2871394106	461691707 459709215	1030871841 909066831	37126815001 35627181764
27201	2553654533 2292986079	264253575 250117269	14218123 14182406	97715766 80910657	2929841997 2638196411
27202	2374525762 2081534653	177374861 169410057	7433696 4076958	148813967 138064102	2708148286 2393085770
27203	427801281 426601281	26457416 26206916	0 0	15737109 15737109	469995806 468545306
27204	364007453 341513439	17293716 15920108	221619 221619	19461894 15290186	400984682 372945352
272	5719989029 5142635452	485379568 461654350	21873438 18480983	281728736 250002054	6508970771 587272839
27310	4814779931 4780437410	589071493 583455070	10580861 2565271	259388209 257488153	5673820494 5623945904
27320	8816804 3513776	6761911 5412489	145022 125969	767855 20046	16491592 9072280
273	4823596735 4783951186	595833404 588867559	10725883 2691240	260156064 257508199	5690312086 5633018184
27	43253654260 41313598250	4005395929 3921916015	494291028 480881438	1572756641 1416577084	49326097858 47132972787
28111	528056715 345985885	53383399 15090111	13844207 690803	52899867 31058721	648184188 392825520
28112	596140755 521728133	13198461 9539887	4346686 3533373	5470913 2773556	619156815 537574949
28113	478131940 294482147	30147851 11616109	5348424 3697736	24052072 16610699	537680287 326406691
28119	1944632631 1689984274	109736061 77842580	48321080 48263580	244897885 234342594	2347587657 2050433028
28120	321217426 287574889	15448751 9441738	2269648 2125572	15790234 13555877	354726059 312698076
281	3868179467 3139755328	221914523 123530425	74130045 58311064	343110971 298341447	4507335006 3619938264
28910	852862045 381860469	65314652 54592913	420425 283143	20402221 15293813	938999343 452030338
28920	278251538 220813392	35095693 23442791	2352947 1519041	100730440 58779038	416430618 304554262
28931	9589879	1552943	26547	814452	11983821
28932	150173372 132874773	6438844 5427054	34959 0	41791623 38925683	198438798 177227510

Catatan : angka yang tercetak miring adalah perusahaan Industri Besar

Note : number in italic denote large establishments

* tidak bisa dipublikasikan, tetapi tergabung dalam nilai kelompok KLUUI

* not available for publication, but included in ISIC group Values where applicable

Tabel : 6. Biaya input menurut kode industri, 2004
 Table : 6. Input cost by industrial code, 2004

Nilai : (ribu Rp)
 Value : (thousand Rp)

Kode Industri Industrial Code	Biaya Input - Input Costs				Jumlah Total
	Bahan baku dan penolong Raw Materials	Bahan bakar, Tenaga listrik dan Gas Fuel, Electricity and Gas	Sewa gedung, mesin dan alat-alat Rent of building, machinery and equipment	Pengeluaran lain Other Expenses	
28933	486140054	58036640	9297306	112377100	665851100
	455852500	54466605	7271403	111012898	628603406
28939	708786083	15365905	504538	5928099	730584625
	667086438	9129383	78026	3865404	680159251
28991	437730304	46321524	3071722	22662548	509786098
	346969568	36504336	1192884	18873218	403540006
28992	400523629	23868905	2606050	64733936	491732520
	362648709	19850657	2403302	60873468	445776136
28993	891615481	62498746	3501908	73954273	1031570408
	727535759	51332342	3165587	66259775	848293463
28994	1985433386	176114696	10543058	159793811	2331884951
	1859317936	154503093	10060182	150301745	2174182956
28995	2710228790	120237916	6615683	115294422	2952376811
	2508328067	96588139	4401960	88008834	2697327000
28996	*	*	*	*	*
	*	*	*	*	*
28997	18537863	1034916	0	1184234	20757013
	14122177	600206	0	1111031	15833414
28999	150607783	23321669	667882	10467190	185064524
	87634803	17736296	179204	5728444	111278747
289	12459398227	636219718	39743831	731174341	13866536117
	11143962611	525190484	30655538	620073343	12319881976
28	16327577694	858134241	113873876	1074285312	18373871123
	14283717939	648720909	88966602	918414790	15939820240
29111	2920718	563604	0	188212	3672534
29112	514682274	10007118	1057704	37151630	562898726
	495281417	9604989	835329	32941335	538663070
29113	179149303	30066403	605394	8595931	218417031
	169490197	27165238	598182	8214458	205468075
29114	13647187	4260389	1648	1698599	19607823
	4420365	425941	0	281102	5127408
29120	204991267	23733805	4993165	38345621	272063858
	176980449	20092183	3929219	35809602	236811453
29130	352449947	44169626	198786	79696939	476515298
	310490584	31661145	186374	73957741	416295844
29141	69357343	13343727	14027456	234518	96963044
	*	*	*	*	*
29142	3498248	1045373	0	196405	4740026
29150	742729014	10159324	1557755	90900813	845346906
	710113097	7823810	1481232	82834193	802252332
29191	60707238	11767139	2897181	15233247	90604805
	37694186	6364467	2350952	9547438	55957043
29192	4735182	422369	0	728585	5886136
29193	76409263	3995228	1668761	12100418	94173670
	40630598	2578024	1395660	8089956	52694238
29199	72547931	1973154	1065709	4877437	80464231
	*	*	*	*	*
291	2297824915	155507259	28073559	289948355	2771354088
	2066014513	119568456	25728220	256728824	2468040013

Catatan : angka yang tercetak miring adalah perusahaan Industri Besar

Note : number in italic denote large establishments

* tidak bisa dipublikasikan, tetapi tergabung dalam nilai kelompok KLU I k

* not available for publication, but included in ISIC group Values where applicable

Tabel : 6. Biaya input menurut kode industri, 2004
 Table : 6. Input cost by industrial code, 2004

Nilai : (ribu Rp)
 Value : (thousand Rp)

Kode Industri Industrial Code	Biaya Input - Input Costs				Jumlah Total
	Bahan baku dan penolong Raw Materials	Bahan bakar, Tenaga listrik dan Gas Fuel, Electricity and Gas	Sewa gedung, mesin dan alat-alat Rent of building, machinery and equipment	Pengeluaran lain Other Expenses	
29211	472377331	35262470	686280	123458148	631784229
	439210917	33046221	326695	118155674	590739507
29212	*	*	*	*	*
29221	52621954	8870036	853132	3137778	65482900
	47560496	6969579	654000	1774821	56958896
29222	*	*	*	*	*
	*	*	*	*	*
29223	58023694	6778659	288612	6691494	71782459
	51214040	5042897	288612	926339	57471888
29224	1492794	167751	0	315419	1975964
	*	*	*	*	*
29240	628674343	3217445	879915	16018592	648790295
	604904814	1570695	0	0	606475509
29250	8205005	588958	50244	448940	9293147
	*	*	*	*	*
29261	2343795	578429	0	73800	2996024
29263	64742117	14527744	107277	6898963	86276101
	*	*	*	*	*
29270	196695465	11207997	1018209	12845760	221767431
	*	*	*	*	*
29291	20887404	3372642	916901	2629427	27806374
	16676338	1866609	113444	18907	18675298
29292	*	*	*	*	*
29299	36814334	2353775	88436	1696546	40953091
	31068756	726963	40436	746972	32583127
292	1546897185	87891479	5055181	177122591	1816966436
	1403533942	70362599	2457640	135878573	1612232754
29301	*	*	*	*	*
	*	*	*	*	*
29302	3334668148	189413504	39280333	261100356	3824462341
	3237211308	174230322	18154191	216147792	3645743613
29309	253171331	16828425	6945531	31362612	308307899
	249962225	16325769	6608219	30719076	303615289
293	3592724898	212837339	53790855	293539525	4152892617
	3492058952	197151501	32327401	247943425	3969481279
29	7437446998	456236077	86919595	760610471	8741213141
	6961607407	387082556	60513261	640550822	8049754046
30001	*	*	*	*	*
	*	*	*	*	*
30003	1739094	206766	13061	3557914	5516835
	*	*	*	*	*
30004	*	*	*	*	*
300	24490516	206766	13061	3557914	28268257
	*	*	*	*	*
30	24490516	206766	13061	3557914	28268257
	*	*	*	*	*

Catatan : angka yang tercetak miring adalah perusahaan Industri Besar

Note : number in italic denote large establishments

* tidak bisa dipublikasikan, tetapi tergabung dalam nilai kelompok KLU I k

* not available for publication, but included in ISIC group Values where applicable

31101	144806703	2396264	2783485	72633893	222620345
-------	-----------	---------	---------	----------	-----------

Tabel **6.** **Riaya input menurut kode industri, 2004**
 Table **6.** **Input cost by industrial code, 2004**

Nilai : (ribu Rp)
 Value : (thousand Rp)

Kode Industri Industrial Code	Biaya Input - Input Costs				Jumlah Total
	Bahan baku dan penolong Raw Materials	Bahan bakar, Tenaga listrik dan Gas Fuel, Electricity and Gas	Sewa gedung, mesin dan alat-alat Rent of building, machinery and equipment	Pengeluaran lain Other Expenses	
	94077826	1835379	2083045	69753768	167750018
31102	13961301	11488111	5459514	493209	31402135
	13523325	11436924	5456690	448742	30865681
31103	1988782443	126900080	9018293	350935070	2475635886
	1935002248	123694585	8658293	342804195	2410159321
311	2147550447	140784455	17261292	424062172	2729658366
	2042603399	136966888	16198028	413006705	2608775020
31201	668413812	51524037	4314124	50022146	774274119
	520830531	45505537	2651034	31545812	600532914
31202	579899354	15110939	953007	27248532	623211832
	543930520	13602346	204207	25339973	583077046
312	1248313166	66634976	5267131	77270678	1397485951
	1064761051	59107883	2855241	56885785	1183609960
31300	3210194093	174846883	38132517	234629293	3657802786
	3027232393	166295639	33841248	223619289	3450988569
313	3210194093	174846883	38132517	234629293	3657802786
	3027232393	166295639	33841248	223619289	3450988569
31401	1842844228	21400733	1225547	231084492	2096555000
	1840548278	21372083	1225547	231075142	2094221050
31402	7746748351	237192813	1221131	87505956	8072668251
	7342965059	223492431	1220481	77852144	7645530115
314	9589592579	258593546	2446678	318590448	10169223251
	9183513337	244864514	2446028	308927286	9739751165
31501	164590612	23491891	2491404	172161261	362735168
	162446279	23140952	2491404	172116845	360195480
31502	132693304	11090453	3577297	9371119	156732173
	*	*	*	*	*
31509	68290276	2758492	1593757	1216287	73858812
	51870160	1488242	1556386	808457	55723245
315	365574192	37340836	7662458	182748667	593326153
	341587894	35379102	7112554	182296421	566375971
31900	5850439016	552569306	57935756	233543844	6694487922
	5606587715	517735718	13066425	221156212	6358546070
319	5850439016	552569306	57935756	233543844	6694487922
	5606587715	517735718	13066425	221156212	6358546070
31	22411663493	1230770002	128705832	1470845102	25241984429
	21266285789	1160349744	75519524	1405891698	23908046755
32100	16889727078	692776938	188766173	1593773672	19365043861
	16468035112	670884417	185036481	1550938194	18874894204

Catatan : angka yang tercetak miring adalah perusahaan Industri Besar

Note : number in italic denote large establishments

* tidak bisa dipublikasikan, tetapi tergabung dalam nilai kelompok KLUU l:

* not available for publication, but included in ISIC group Values where applicable

Tabel **6.** Biaya input menurut kode industri, 2004
 Table : **6.** Input cost by industrial code, 2004

Nilai : (ribu Rp)
 Value : (thousand Rp)

Kode Industri Industrial Code	Biaya Input - Input Costs				Jumlah Total
	Bahan baku dan penolong Raw Materials	Bahan bakar, Tenaga listrik dan Gas Fuel, Electricity and Gas	Sewa gedung, mesin dan alat-alat Rent of building, machinery and equipment	Pengeluaran lain Other Expenses	
321	16889727078 16468035112	692776938 670884417	188766173 185036481	1593773672 1550938194	19365043861 18874894204
32200	299835170 255651564	92904937 86425787	17612770 17492092	33756645 30119611	444109522 389689054
322	299835170 255651564	92904937 86425787	17612770 17492092	33756645 30119611	444109522 389689054
32300	35775536650 35525217688	601628675 476638125	714999342 708094059	2423687316 2344847232	39515851983 39054797104
323	35775536650 35525217688	601628675 476638125	714999342 708094059	2423687316 2344847232	39515851983 39054797104
32	52965098898 52248904364	1387310550 1233948329	921378285 910622632	4051217633 3925905037	59325005366 58319380362
33111	85933285 85745785	4086736 4025276	530013 530013	4942328 4925328	95492362 95226402
33112	*	*	*	*	*
33113	315163966 311850614	11697999 9556998	1685151 1685151	14890990 12192793	343438106 335285556
33121	29280610 *	1707444 *	7532 *	5249017 *	36244603 *
331	430377861 411585458	18215167 14384244	2222696 2222696	25082335 20319409	475898059 448511807
33201	30930352 30199952	6052362 5626587	1419281 0	3063324 2983583	41465319 38810122
33202	*	*	*	*	*
33203	*	*	*	*	*
33204	*	*	*	*	*
332	459574096 432372347	13522161 12301819	3737307 2318026	100632674 100170655	577466238 547162847
33300	19342997 4133750	2099354 1193040	25727 0	2118122 750959	23586200 6077749
333	19342997 4133750	2099354 1193040	25727 0	2118122 750959	23586200 6077749
33	909294954 848091555	33836682 27879103	5985730 4540722	127833131 121241023	1076950497 1001752403
34100	10958297615 10941052577	503414443 500303575	49764764 20532376	1841772391 1841326697	13353249213 13303215225

Catatan : angka yang tercetak miring adalah perusahaan Industri Besar

Note : number in italic denote large establishments

* tidak bisa dipublikasikan, tetapi tergabung dalam nilai kelompok KLU I k

* not available for publication, but included in ISIC group Values where applicable

341	10958297615	503414443	49764764	1841772391	13353249213
------------	--------------------	------------------	-----------------	-------------------	--------------------

Tabel Riaya input menurut kode industri, 2004
Table : 6. Input cost by industrial code, 2004

Nilai : (ribu Rp)
Value : (thousand Rp)

Kode Industri Industrial Code	Biaya Input - Input Costs				Jumlah Total
	Bahan baku dan penolong Raw Materials	Bahan bakar, Tenaga listrik dan Gas Fuel, Electricity and Gas	Sewa gedung, mesin dan alat-alat Rent of building, machinery and equipment	Pengeluaran lain Other Expenses	
	10941052577	500303575	20532376	1841326697	13303215225
34200	293907269	32745677	2543235	31153137	360349318
	240516649	27897219	1903065	27831437	298148370
342	293907269	32745677	2543235	31153137	360349318
	240516649	27897219	1903065	27831437	298148370
34300	5415015720	810726497	26120989	667681724	6919544930
	5149083521	783074160	18988564	634470022	6585616267
343	5415015720	810726497	26120989	667681724	6919544930
	5149083521	783074160	18988564	634470022	6585616267
34	16667220604	1346886617	78428988	2540607252	20633143461
	16330652747	1311274954	41424005	2503628156	20186979862
35111	682369476	151425745	1049613	233373119	1068217953
	554769506	139645123	369297	201028250	895812176
35112	16572758	1720709	31680	895591	19220738
35113	154890114	47340991	4096591	88332845	294660541
	106210671	37804675	3215626	63218530	210449502
35115	442593775	14976572	4698280	36663412	498932039
	442593775	14976572	4698280	36663412	498932039
35120	*	*	*	*	*
351	1296708623	215472873	9876164	359301767	1881359427
	1103573952	192426370	8283203	300910192	1605193717
35201	24641273	3195377	102200	2537184	30476034
	*	*	*	*	*
352	24641273	3195377	102200	2537184	30476034
	*	*	*	*	*
35301	*	*	*	*	*
	*	*	*	*	*
353	*	*	*	*	*
	*	*	*	*	*
35911	12857853607	374250573	1956608	49262026	13283322814
	12646078704	332066856	1743066	44488631	13024377257
35912	1216076266	64078616	76599348	85798955	1442553185
	1151196685	55320080	74905741	78673540	1360096046
35921	43871818	1785441	12500	1212137	46881896
	34314445	1046936	0	672091	36033472
35922	310919610	54398340	373725	28974414	394666089
	251058707	43941914	130452	24493488	319624561
35990	*	*	*	*	*
359	14430632696	495264351	78942181	165327214	15170166442
	14082648541	432375786	76779259	148327750	14740131336

Catatan : angka yang tercetak miring adalah perusahaan Industri Besar

Note : number in italic denote large establishments

* tidak bisa dipublikasikan, tetapi tergabung dalam nilai kelompok KLU I

* not available for publication, but included in ISIC group Values where applicable

35	15751982592	935162888	108636447	1214286278	18010068205
	15206763631	848177587	104778364	1137378566	17297098148

Tabel : 6. Biaya input menurut kode industri, 2004
 Table : 6. Input cost by industrial code, 2004

Nilai : (ribu Rp)
 Value : (thousand Rp)

Kode Industri Industrial Code	Biaya Input - Input Costs				Jumlah Total
	Bahan baku dan penolong Raw Materials	Bahan bakar, Tenaga listrik dan Gas Fuel, Electricity and Gas	Sewa gedung, mesin dan alat-alat Rent of building, machinery and equipment	Pengeluaran lain Other Expenses	
36101	3734810196 2931316358	201815671 165630433	17627705 10986100	339729336 290146138	4293982908 3398079029
36102	1298111908 1141396741	73415198 63583209	5390589 3359527	182819353 168756825	1559737048 1377096302
36103	6056569 *	1082124 *	0 *	152574 *	7291267 *
36104	252268399 194388730	9339079 5586606	1053021 172780	6775825 3443645	269436324 203591761
36109	75706999 53778773	2862599 2059437	523526 466189	2982713 2184571	82075837 58488970
361	5366954071 4323510507	288514671 237928232	24594841 14984596	532459801 464680803	6212523384 5041104138
36911	*	*	*	*	*
36912	531222414 497689127	31855763 30141959	15480168 9502548	43900462 39460679	622458807 576794313
36913	15475584 *	2085189 *	7693374 *	3264186 *	28518333 *
36914	*	*	*	*	*
36915	45700452 34071491	3283391 2488940	160070 0	46559057 45724467	95702970 82284898
36921	522712	60780	0	132583	716075
36922	1133926947 1122381225	129153564 127889827	32935677 32426011	43738350 42369132	1339754538 1325066195
36930	207794978 171327144	17442849 15488527	142106 132791	15226883 12162595	240606816 199111057
36941	341480367 320921253	18823095 15353537	1199798 838638	52768907 50971472	414272167 388084900
36942	646114905 633926505	630365778 629307073	237026 50941	21777576 21367871	1298495285 1284652390
36991	275268788 258938173	16047148 14258308	2521758 2423691	19704690 18034048	313542384 293654220
36993	252920896 226052258	10669857 9007244	22355660 22254901	55682882 53134164	341629295 310448567
36999	267415361 193561335	34310918 26723012	5147105 3867277	34986198 22877966	341859582 247029590
369	3718033494 3472865271	894153724 872343578	87979415 79124233	337748730 308924033	5037915363 4733257115
36	9084987565 7796375778	1182668395 1110271810	112574256 94108829	870208531 773604836	11250438747 9774361253
37100	*	*	*	*	*
371	*	*	*	*	*
37200	158625474 98801961	9037375 2503576	97250 0	1128403 523935	168888502 101829472
Catatan : angka yang tercetak miring adalah perusahaan Industri Besar	Note : number in italic denote large establishments				
* tidak bisa dipublikasikan, tetapi tergabung dalam nilai kelompok KLUU I.	* not available for publication, but included in ISIC group Values where applicable				
372	158625474 98801961	9037375 2503576	97250 0	1128403 523935	168888502 101829472

Tabel : **Biaya input menurut kode industri, 2004**
 Table : **6. Input cost by industrial code, 2004**

Nilai : (ribu Rp)
 Value : (thousand Rp)

Biaya Input - Input Costs					
Kode Industri <i>Industrial Code</i>	Bahan baku dan penolong <i>Raw Materials</i>	Bahan bakar, Tenaga listrik dan Gas <i>Fuel, Electricity and Gas</i>	Sewa gedung, mesin dan alat-alat <i>Rent of building, machinery and equipment</i>	Pengeluaran lain <i>Other Expenses</i>	Jumlah <i>Total</i>
37	161254229 <i>98801961</i>	9265472 <i>2503576</i>	97250 <i>0</i>	1312210 <i>523935</i>	171929161 <i>101829472</i>
Total	524758098156 <i>490167746943</i>	45509245808 <i>42050686256</i>	5569932641 <i>5100871616</i>	51198830306 <i>48155379071</i>	627036106911 <i>585474683886</i>

Catatan : angka yang tercetak miring adalah perusahaan Industri Besar

Note : number in italic denote large establishments

* tidak bisa dipublikasikan, tetapi tergabung dalam nilai kelompok KLU I k

* not available for publication, but included in ISIC group Values where applicable

<http://www.bps.go.id>

Tabel : 7. Nilai output menurut kode industri, 2004
Table Value of gross output by industrial code, 2004

Nilai : (ribu Rp)
Value : (thousand Rp)

Nilai Output - Value of gross output						
Kode Industri	Barang yang dihasilkan	Tenaga listrik yang dijual	Jasa industri yang diberikan kepada pihak lain	Selisih nilai stok barang setengah jadi	Penerimaan lain dari jasa non industri	Jumlah
<i>Industrial Code</i>	<i>Value of goods produced</i>	<i>Value of electricity sold</i>	<i>Value of industrial rendered</i>	<i>Increase in stock of semi finished product</i>	<i>Receipt from non industrial services</i>	<i>Total</i>
15111	62059761 33390202	0 0	62600205 53227437	12304 0	998161 811931	125670431 87429570
15112	1241835057 1164983771	0 0	3748320 3748320	-66715 -61672	80790088 80394860	1326306750 1249065279
15121	1670568183 1657362051	0 0	107581021 107559644	6205809 6190785	97560253 97434881	1881915266 1868547361
15122	324003071 120890263	0 0	35933511 34690852	-3836791 -4070160	414872 258786	356514663 151769741
15123	41333185 *	0 *	0 *	15500 *	5326286 *	46674971 *
15124	12720332876 12099337795	106119645 105920310	206115206 169348067	30238361 17127175	20869213 15697469	13083675301 12407430816
15125	256959455 *	0 *	32250 *	-505000 *	49384 *	256536089 *
15129	766556469 674606063	0 0	7090400 5672119	23841507 23829788	44004718 43265090	841493094 747373060
15131	938062407 928141354	0 0	1305487 0	54402923 54400676	2193445 2193445	995964262 984735475
15132	23250767	0	1845	509428	0	23762040
15133	173516320 98555460	0 0	45729711 45370712	-59557 103470	14519 1122	219200993 144030764
15134	23904971 *	0 *	0 *	0 *	0 *	23904971 *
15139	18772858 *	0 *	0 *	-2472 *	0 *	18770386 *
15141	24832784617 23966844563	11201 10820	128478806 124379746	66376629 66268565	55981988 54888694	25083633241 24212392388
15142	1854680123 *	0 *	41875224 *	-20902829 *	22602306 *	1898254824 *
15143	2536227420 2298456705	0 0	30724937 19043381	13125663 9396584	18117937 15951362	2598195957 2342848032
15144	31836947503 30274191026	658172 658172	510952752 498370125	783244407 713660003	797964181 797599700	33929767015 32284479026
15145	8911002608 *	0 *	0 *	-200 *	12026631 *	8923029039 *
15149	* *	* *	* *	* *	* *	* *
151	88403604651 84364163489	106789018 106589302	1182169675 1069383456	1023629297 936467715	1158913982 1147359323	91875106623 87623963285
15211	8638683528 8341536745	0 0	103654744 103654744	47881702 47875702	648017017 647471471	9438236991 9140538662
15212	389529264 386712678	0 0	0 0	-616261 -616261	1031137 821313	389944140 386917730
15213	206961975 190996311	0 0	918154 814914	38035 0	500460 400774	208418624 192211999
152	9235174767 8919245734	0 0	104572898 104469658	47303476 47259441	649548614 648693558	10036599755 9719668391
15311	1042002054 38664079	0 0	15208151 0	-781689 0	42086830 392525	1098515346 39056604
15312	82799208	0	479108	342606	105708	83726630
15313	1218041866 920963718	0 0	23453317 22656816	12928178 11758850	30070163 28557050	1284493524 983936434
15314	277234625 239410138	0 0	31474 660	7230418 7120463	94972041 91002787	379468558 337534048
15315	65833797 61804301	0 0	43589 0	1066191 1045272	21739 0	66965316 62849573
15316	19197272	0	4414	0	22275	19223961
15317	*	*	*	*	*	*
15318	23005195 *	0 *	0 *	252103 *	112446 *	23369744 *
15321	10041595440 10041595440	0 0	0 0	107000 107000	40321664 40321664	10082024104 10082024104
15322	479222350 312846682	0 0	1739486 582493	4293906 4148004	1357392 1304289	486613134 318881468

Catatan : angka yang tercetak miring adalah perusahaan Industri Besar

Note : number in italic denote large establishments

Tabel : 7. Nilai output menurut kode industri, 2004
Table Value of gross output by industrial code, 2004

Nilai : (ribu Rp)
 Value : (thousand Rp)

Nilai Output - Value of gross output						
Kode Industri	Barang yang dihasilkan	Tenaga listrik yang dijual	Jasa industri yang diberikan kepada pihak lain	Selisih nilai stok barang setengah jadi	Penerimaan lain dari jasa non industri	Jumlah
Industrial Code	Value of goods produced	Value of electricity sold	Value of industrial rendered	Increase in stock of semi finished product	Receipt from non industrial services	Total
* tidak bisa dipublikasikan, tetapi tergabung dalam nilai kelompok KLUJ lain			* not available for publication, but included in ISIC group Values where applica			
15323	1014955600	60	2322514	746132	21220086	1039244392
	734278525	0	2275199	0	11972799	748526523
15324	19099250	0	0	114794	84001	19298045
15329	54788396	0	0	565755	121873	55476024
15331	11259896732	0	235516595	10161064	121178800	11626753191
	10480544485	0	109641570	9867342	120450590	10720503987
15332	3694088904	0	36495	73964	1457741	3695657104
	2873726970	0	0	56740	54199	2873837909
153	29292153188	60	278835143	37100422	353187628	29961276441
	25716075458	0	135156738	34316164	294111149	26179659509
15410	3228163704	0	49683383	381199	7425365	3285653651
	2566555728	0	39647828	230007	4229728	2610663291
15421	8498926370	0	183415501	620653	78016550	8760979074
	8498926370	0	183415501	620653	78016550	8760979074
15422	5861016	0	0	0	65323	5926339
	*	*	*	*	*	*
15423	106253994	0	0	276048	0	106530042
	*	*	*	*	*	*
15424	212212651	0	29243790	4562148	2012804	248031393
	*	*	*	*	*	*
15429	5371828	0	0	0	10000	5381828
15431	257108787	0	0	0	0	257108787
	*	*	*	*	*	*
15432	3418003414	0	38371844	6150044	10031321	3472556623
	2984248845	0	37097887	3553670	9014052	3033914454
15440	4054657231	0	34072120	4521190	20227507	4113478048
	3577924087	0	31321882	3644672	19536779	3632427420
15491	3369291132	227127	17170962	51487940	18212353	3456389514
	3068444571	218245	15692702	47745282	14229099	3146329899
15492	272245644	87172	13062847	87989	10079170	295562822
	13112968	0	5817	0	220000	13338785
15493	1788531759	0	87038470	5310543	17048134	1897928906
	1628259032	0	86347013	5275509	16692870	1736574424
15494	196556289	0	442815	161159	25161351	222321614
	*	*	*	*	*	*
15495	472516872	2	91050	11870101	566064	485044089
	405826934	0	0	11704257	267118	417798309
15496	603020839	0	217483	-272781	1268567	604234108
	134390723	0	1331	-602655	232663	134022062
15497	4680700673	0	45695830	578813	7312508	4734287824
	4533102338	0	44944481	788736	7145380	4585980935
15498	135731182	0	272730	1235169	757114	137996195
	77849270	0	0	1163026	0	79012296
15499	2982397527	0	12838126	3499711	2881218	3001616582
	2719203921	0	12339744	736609	1613983	2733894257
154	34287550912	314301	511616951	90469926	201075349	35091027439
	30608778801	218245	450814186	75165395	151510808	31286487435
15510	29408365	0	8728934	425411	0	38562710
	*	*	*	*	*	*
15520	82491067	0	453104	-98468	5771557	88617260
	75136660	0	453104	-100468	5771557	81260853
15530	106394297	0	0	53875833	1744324	162014454
	105545959	0	0	53875833	1744324	161166116
15540	3954718657	1528	79397471	3257195	55827232	4093202083
	3065507456	0	59641543	2351073	50557514	3178057586
155	4173012386	1528	88579509	57459971	63343113	4382396507
	3264189792	0	68823581	56524686	58073395	3447611454
15	165391495904	107104907	2165774176	1255963092	2426068686	171346406765
	152872453274	106807547	1828647619	1149733401	2299748233	158257390074
16001	1314294999	0	42311823	-2469777	5793226	1359930271
	1200963468	0	40469892	-2897390	4331451	1242867421

Tabel : 7. Nilai output menurut kode industri, 2004
Table Value of gross output by industrial code, 2004

Nilai : (ribu Rp)
 Value : (thousand Rp)

Nilai Output - Value of gross output						
Kode Industri	Barang yang dihasilkan	Tenaga listrik yang dijual	Jasa industri yang diberikan kepada pihak lain	Selisih nilai stok barang setengah jadi	Penerimaan lain dari jasa non industri	Jumlah
<i>Industrial Code</i>	<i>Value of goods produced</i>	<i>Value of electricity sold</i>	<i>Value of industrial rendered</i>	<i>Increase in stock of semi finished product</i>	<i>Receipt from non industrial services</i>	<i>Total</i>
Catatan : angka yang tercetak miring adalah perusahaan Industri Besar						
<i>* tidak bisa dipublikasikan, tetapi tergabung dalam nilai kelompok KLUI lain</i>			<i>Note : number in italic denote large establishments</i>			
<i>* not available for publication, but included in ISIC group Values where applica</i>						
16002	40171043569 <i>39888915915</i>	89804 <i>89187</i>	3213104995 <i>3199096278</i>	22375120 <i>17661922</i>	316084540 <i>315520969</i>	43722698028 <i>43421284271</i>
16003	2356702272 <i>2313166116</i>	0 <i>0</i>	3196554 <i>3196554</i>	6962404 <i>6785384</i>	3868864 <i>3839058</i>	2370730094 <i>2326987112</i>
16004	4095837785 <i>3954332174</i>	61 <i>0</i>	32240769 <i>19256342</i>	12993608 <i>12705848</i>	88954 <i>47352</i>	4141161177 <i>3986341716</i>
16009	142596992 <i>22438291</i>	0 <i>0</i>	0 <i>0</i>	724745 <i>4060</i>	101200 <i>0</i>	143422937 <i>22442351</i>
160	48080475617 <i>47379815964</i>	89865 <i>89187</i>	3290854141 <i>3262019066</i>	40586100 <i>34259824</i>	325936784 <i>323738830</i>	51737942507 <i>50999922871</i>
16	48080475617 <i>47379815964</i>	89865 <i>89187</i>	3290854141 <i>3262019066</i>	40586100 <i>34259824</i>	325936784 <i>323738830</i>	51737942507 <i>50999922871</i>
17111	11920509445 <i>11855185689</i>	9215239 <i>9215239</i>	744506959 <i>724417256</i>	117160771 <i>116043738</i>	219718175 <i>218354195</i>	13011110589 <i>12923216117</i>
17112	9206860875 <i>9117198725</i>	4190202 <i>4190202</i>	394451250 <i>382419079</i>	57135076 <i>56663375</i>	79187481 <i>75157818</i>	9741824884 <i>9635629199</i>
17113	396730603 <i>352634744</i>	0 <i>0</i>	2122347 <i>1050970</i>	801181 <i>567861</i>	4925097 <i>852370</i>	404579228 <i>355105945</i>
17114	16641481862 <i>16223796712</i>	0 <i>0</i>	942703111 <i>779728517</i>	165080299 <i>157378846</i>	211417997 <i>204326478</i>	17960683269 <i>17385230553</i>
17115	291465990 <i>*</i>	0 <i>*</i>	105271 <i>*</i>	585200 <i>*</i>	527020 <i>*</i>	292683481 <i>*</i>
17121	4444265336 <i>4403881777</i>	207689 <i>6275</i>	234335477 <i>228684586</i>	-5632700 <i>-11134147</i>	12746121 <i>12540962</i>	4685921923 <i>4633979453</i>
17122	7954763845 <i>7829387642</i>	2455 <i>2445</i>	667653356 <i>562244838</i>	106020882 <i>104691868</i>	281341477 <i>276125040</i>	9009782015 <i>8772451833</i>
17123	6398185224 <i>6296681216</i>	0 <i>0</i>	190805037 <i>128476716</i>	-22486189 <i>-23409510</i>	55326433 <i>54389247</i>	6621830505 <i>6456137669</i>
17124	198023451 <i>99817134</i>	0 <i>0</i>	35556571 <i>14497862</i>	2331191 <i>1576926</i>	1622557 <i>574756</i>	237533770 <i>116466678</i>
171	57452286631 <i>56459740196</i>	13615585 <i>13414161</i>	3212239379 <i>2821519824</i>	420995711 <i>402939324</i>	866812358 <i>842549141</i>	61965949664 <i>60540162646</i>
17211	3341926171 <i>3174793565</i>	0 <i>0</i>	89079196 <i>79071499</i>	20520203 <i>19182407</i>	121943379 <i>120472616</i>	3573468949 <i>3393520087</i>
17212	105260815 <i>59696470</i>	0 <i>0</i>	857432 <i>84000</i>	-547 <i>-4702</i>	77907 <i>12918</i>	106195607 <i>59788686</i>
17213	33220091 <i>*</i>	0 <i>*</i>	0 <i>*</i>	129294 <i>*</i>	3360 <i>*</i>	33352745 <i>*</i>
17214	<i>*</i>	<i>*</i>	<i>*</i>	<i>*</i>	<i>*</i>	<i>*</i>
17215	2644274 <i>*</i>	0 <i>*</i>	533540 <i>*</i>	0 <i>*</i>	25951 <i>*</i>	3203765 <i>*</i>
17220	283236363 <i>270263664</i>	0 <i>0</i>	3709497 <i>2963100</i>	378905 <i>331633</i>	2648032 <i>2644457</i>	289972797 <i>276202854</i>
17231	23225369 <i>*</i>	0 <i>*</i>	26363 <i>*</i>	-223248 <i>*</i>	580176 <i>*</i>	23608660 <i>*</i>
17232	290861174 <i>275617790</i>	0 <i>0</i>	2076475 <i>25368</i>	7636202 <i>7608904</i>	429007 <i>193009</i>	301002858 <i>283445071</i>
17291	312797440 <i>248857616</i>	0 <i>0</i>	5476315 <i>2779307</i>	1288546 <i>1117100</i>	2559314 <i>2457157</i>	322121615 <i>255211180</i>
17292	116706407 <i>101941856</i>	0 <i>0</i>	22101914 <i>22101914</i>	1396809 <i>1396809</i>	0 <i>0</i>	140205130 <i>125440579</i>
17293	179207076 <i>160315470</i>	0 <i>0</i>	25658317 <i>11719694</i>	20763168 <i>20533077</i>	872613 <i>476671</i>	226501174 <i>193044912</i>
17294	550558910 <i>535490004</i>	0 <i>0</i>	0 <i>0</i>	56599 <i>18865</i>	1880360 <i>1840826</i>	552495869 <i>537349695</i>
17295	<i>*</i>	<i>*</i>	<i>*</i>	<i>*</i>	<i>*</i>	<i>*</i>
17299	33658801 <i>19847368</i>	0 <i>0</i>	1316253 <i>0</i>	29752 <i>0</i>	16895 <i>16392</i>	35021701 <i>19863760</i>
172	5281794148 <i>4868391429</i>	0 <i>0</i>	155577986 <i>123487566</i>	53209084 <i>51543805</i>	132138713 <i>129732528</i>	5622719931 <i>5173155328</i>

Tabel : 7. Nilai output menurut kode industri, 2004
Table Value of gross output by industrial code, 2004

Nilai : (ribu Rp)
 Value : (thousand Rp)

Nilai Output - Value of gross output						
Kode Industri	Barang yang dihasilkan	Tenaga listrik yang dijual	Jasa industri yang diberikan kepada pihak lain	Selisih nilai stok barang setengah jadi	Penerimaan lain dari jasa non industri	Jumlah
Industrial Code	Value of goods produced	Value of electricity sold	Value of industrial rendered	Increase in stock of semi finished product	Receipt from non industrial services	Total
Catatan : angka yang tercetak miring adalah perusahaan Industri Besar						
* tidak bisa dipublikasikan, tetapi tergabung dalam nilai kelompok KLUI lain						
Note : number in italic denote large establishments						
* not available for publication, but included in ISIC group Values where applica						
17301	12350159766 <i>12042552564</i>	0 0	233749068 <i>39401256</i>	587237416 <i>584047337</i>	54978347 <i>47737249</i>	13226124597 <i>12713738406</i>
17302	3612488302 <i>3450901324</i>	0 0	124054916 <i>102290615</i>	23525100 <i>22516574</i>	29517414 <i>26185986</i>	3789585732 <i>3601894499</i>
17303	360820763 <i>320149066</i>	0 0	0 <i>0</i>	-491097 <i>-440997</i>	127625 <i>41625</i>	360457291 <i>319749694</i>
17304	86104234 <i>74828457</i>	0 0	568884 <i>149656</i>	-59683 <i>-118274</i>	236460 <i>191132</i>	86849895 <i>75050971</i>
173	16409573065 <i>15888431411</i>	0 0	358372868 <i>141841527</i>	610211736 <i>606004640</i>	84859846 <i>74155992</i>	17463017515 <i>16710433570</i>
17400	60495635 *	0 *	645237 *	121311 *	398186 *	61660369 *
174	60495635 *	0 *	645237 *	121311 *	398186 *	61660369 *
17	79204149479 <i>77224255182</i>	13615585 <i>13414161</i>	3726835470 <i>3086848917</i>	1084537842 <i>1060487769</i>	1084209103 <i>1046437661</i>	85113347479 <i>82431443690</i>
18101	24260509650 <i>23051229073</i>	5632 <i>4999</i>	3628118737 <i>3325168373</i>	266589452 <i>263702026</i>	440376537 <i>420353534</i>	28595600008 <i>27060458005</i>
18102	342869185 <i>233724115</i>	0 0	76354482 <i>57210527</i>	4652018 <i>4831613</i>	7815494 <i>6998238</i>	431691179 <i>302764493</i>
18103	324556196 <i>317207855</i>	0 0	119967219 <i>119733765</i>	-751698 <i>-751698</i>	306219 <i>286330</i>	444077936 <i>436476252</i>
18104	541936136 <i>534651568</i>	0 0	5259808 <i>4636341</i>	2170990 <i>2133616</i>	13845529 <i>13798467</i>	563212463 <i>555219992</i>
181	25469871167 <i>24136812611</i>	5632 <i>4999</i>	3829700246 <i>3506749006</i>	272660762 <i>269915557</i>	462343779 <i>441436569</i>	30034581586 <i>28354918742</i>
18202	137170192 *	0 *	3257200 *	0 *	0 *	140427392 *
182	137170192 *	0 *	3257200 *	0 *	0 *	140427392 *
18	25607041359 <i>24273294328</i>	5632 <i>4999</i>	3832957446 <i>3506749006</i>	272660762 <i>269915557</i>	462343779 <i>441436569</i>	30175008978 <i>28491400459</i>
19111	87644371 *	0 *	22318862 *	4531638 *	93576 *	114588447 *
19112	1365749456 <i>1144891876</i>	0 0	473773379 <i>471272035</i>	17247266 <i>10354867</i>	33114772 <i>30051769</i>	1889884873 <i>1656570547</i>
19113	* *	* *	* *	* *	* *	* *
19121	444705125 <i>365994666</i>	0 0	96044620 <i>86044303</i>	27135695 <i>27002649</i>	4879517 <i>4626612</i>	572764957 <i>483668230</i>
19122	* *	* *	* *	* *	* *	* *
19129	68265195 <i>63680080</i>	0 0	5981517 <i>5395780</i>	1776305 <i>1728114</i>	569468 <i>11744</i>	76592485 <i>70815718</i>
191	1981249489 <i>1610580582</i>	0 0	598118378 <i>562837958</i>	50691457 <i>41929219</i>	38657576 <i>34690125</i>	2668716900 <i>2250037884</i>
19201	2490964727 <i>2189216677</i>	1744679 <i>1744679</i>	189230637 <i>172929741</i>	117805729 <i>114037903</i>	29980232 <i>23944866</i>	2829726004 <i>2501873866</i>
19202	12551796580 <i>12518737377</i>	0 0	66413556 <i>63133042</i>	182490454 <i>183026228</i>	151418908 <i>150490292</i>	12952119498 <i>12915386939</i>
19203	178426609 <i>177551609</i>	0 0	0 <i>0</i>	137830 <i>137830</i>	12500 <i>7500</i>	178576939 <i>177696939</i>
19209	562076933 <i>535989145</i>	0 0	17941064 <i>17205030</i>	-2450194 <i>-2491542</i>	2748658 <i>1807556</i>	580316461 <i>552510189</i>
192	15783264849	1744679	273585257	297983819	184160298	16540738902

Tabel : 7. Nilai output menurut kode industri, 2004
Table Value of gross output by industrial code, 2004

Nilai : (ribu Rp)
 Value : (thousand Rp)

Nilai Output - Value of gross output						
Kode Industri Industrial Code	Barang yang dihasilkan Value of goods produced	Tenaga listrik yang dijual Value of electricity sold	Jasa industri yang diberikan kepada pihak lain Value of industrial rendered	Selisih nilai stok barang setengah jadi Increase in stock of semi finished product	Penerimaan lain dari jasa non industri Receipt from non industrial services	Jumlah Total
	15421494808	1744679	253267813	294710419	176250214	16147467933
Catatan : angka yang tercetak miring adalah perusahaan Industri Besar						
<i>* tidak bisa dipublikasikan, tetapi tergabung dalam nilai kelompok KLUI lain</i>			<i>Note : number in italic denote large establishments</i>			
19	17764514338 17032075390	1744679 1744679	871703635 816105771	348675276 336639638	222817874 210940339	19209455802 18397505817
20101	3022408149 2695625348	0 0	183151380 42829104	24822454 19246157	16013341 10716605	3246395324 2768417214
20102	764328872 476175735	241 202	34311369 18528604	22838018 20880192	9263355 6540059	830741855 522124792
20103	36937016 27698359	0 0	26257 26257	494706 459612	66926 35291	37524905 28219519
20104	171179170 107146077	0 0	1934042 365454	2670777 334704	819813 0	176603802 107846235
201	3994853207 3306645519	241 202	219423048 61749419	50825955 40920665	26163435 17291955	4291265886 3426607760
20211	10024375180 9996590009	10846955 10841547	175305908 173885700	387115114 386487177	55268137 55088129	10652911294 10622892562
20212	14760589357 14727613563	63974 63974	2048649018 2046111343	77120245 74257428	85309978 85239010	16971732572 16933285318
20213	2511416697 2415239206	0 0	118572495 105632538	26873253 26323567	11269138 10941151	2668131583 2558136462
20214	47355796 *	0 *	166083 *	520960 *	0 *	48042839 *
20220	7233590419 6539689921	22686 750	338291401 261045103	159208093 154320259	69779797 63020004	7800892396 7018076037
20230	64926257	0	211228	217027	782288	66136800
20291	963977786 912605884	0 0	2447399 0	7773710 7187403	66742977 66444987	1040941872 986232874
20292	75525434 68661118	0 0	44600 0	365711 387811	50121 0	75985866 69048929
20293	308619374 258158455	0 0	25334356 24477813	1577602 1351216	6633852 5800576	342165184 289788060
20294	192528991 168310475	0 0	1030576 5039	811173 596285	325582 142715	194696322 169054514
20299	88378842 69659823	0 0	656123 0	11645247 11342969	505182 55932	101185394 81058724
202	36271284133 35184812566	10933615 10906271	2710709187 2611157536	673228135 662771210	296667052 286732504	39962822122 38756380087
20	40266137340 38491458085	10933856 10906473	2930132235 2672906955	724054090 703691875	322830487 304024459	44254088008 42182987847
21011	16121380451 16067272032	0 0	1556821 1556821	1511274898 1511274898	20506318 20239127	17654718488 17600342878
21012	13587412747 13423571541	0 0	100458998 14447969	29499753 25866665	190047607 187169782	13907419105 13651055957
21013	2367398525 2367398525	0 0	3862631 3862631	-15243727 -15243727	117490854 117490854	2473508283 2473508283
21014	7624868407 7583295334	0 0	303016378 302689628	16398525 16013547	4435203 3638683	7948718513 7905637192
21015	2636667129 2586830154	0 0	134807522 125719895	2932830 1405242	2205570 2050692	2776613051 2716005983
21016	2545326469 2411352651	0 0	9268176 1457580	4798913 4521249	978616 152000	2560372174 2417483480
21019	1722362479 1558544189	0 0	13206635 439789	55881307 54432065	8391997 5287919	1799842418 1618703962
21020	6055415828 5584883514	0 0	406486603 357598132	55670995 53319087	37755758 34451945	6555329184 6030252678
21090	798280734 668076842	0 0	2202923 981486	2254475 1677189	3168490 2935049	805906622 673670566
210	53459112769 52251224782	0 0	974866687 808753931	1663467969 1653266215	384980413 373416051	56482427838 55086660979
21	53459112769	0	974866687	1663467969	384980413	56482427838

Tabel : 7. Nilai output menurut kode industri, 2004
Table Value of gross output by industrial code, 2004

Nilai : (ribu Rp)
 Value : (thousand Rp)

Nilai Output - Value of gross output						
Kode Industri Industrial Code	Barang yang dihasilkan Value of goods produced	Tenaga listrik yang dijual Value of electricity sold	Jasa industri yang diberikan kepada pihak lain Value of industrial rendered	Selisih nilai stok barang setengah jadi Increase in stock of semi finished product	Penerimaan lain dari jasa non industri Receipt from non industrial services	Jumlah Total
	52251224782	0	808753931	1653266215	373416051	55086660979
Catatan : angka yang tercetak miring adalah perusahaan Industri Besar						
<i>* tidak bisa dipublikasikan, tetapi tergabung dalam nilai kelompok KLUI lain</i>			<i>Note : number in italic denote large establishments</i>			
22110	3873444252 3339419824	971 971	962174589 735828473	7057013 4390659	100175487 90587535	4942852312 4170227462
22120	1320793798 1089421366	0 0	1887948448 1785382719	1401176 1234341	11608960 8421804	3221752382 2884460230
22130	27229191 *	0 *	495211 *	0 *	1620 *	27726022 *
22190	2671654062 1878218835	0 0	175325634 73423204	9805484 14168092	12298816 2274418	2869083996 1968084549
221	7893121303 6321420025	971 971	3025943882 2594634396	18263673 19793092	124084883 101283757	11061414712 9037132241
22210	1028138757 895594970	0 0	34260449 9013565	290372 -56204	2557394 1892701	1065246972 906445032
22220	3046242 *	0 *	17570697 *	113022 *	795274 *	21525235 *
222	1031184999 895594970	0 0	51831146 11876625	403394 -56204	3352668 1892701	1086772207 909308092
22301	*	*	*	*	*	*
22302	*	*	*	*	*	*
223	4944745	0	0	0	3402	4948147
22	8929251047 7217014995	971 971	307775028 2606511021	18667067 19736888	127440953 103176458	12153135066 9946440333
23100	66062934 *	0 *	3838758 *	659300 *	28106 *	70589098 *
231	66062934 *	0 *	3838758 *	659300 *	28106 *	70589098 *
23201	64790538	0	5896384	0	24500	70711422
23202	548783664 *	0 *	5675488 *	8071550 *	1260383 *	563791085 *
23203	216642111 83733363	0 0	2543530 0	1383818 248643	2066660 1185000	222636119 85167006
23204	473624698 *	0 *	0 *	0 *	3812712 *	477437410 *
23205	* *	* *	* *	* *	* *	* *
232	1319161681 765883662	0 0	14115402 0	9491937 8304372	7180076 1498869	1349949096 775686903
23	1385224615 797078651	0 0	17954160 0	10151237 8963672	7208182 1498869	1420538194 807541192
24111	264389610 248201108	0 0	78133832 76804183	77429819 61962889	131340 0	420084601 386968180
24112	10949326708 8229987160	13124430 13124430	479409930 275733697	27524342 27547557	405450008 402151269	11874835418 8948544113
24113	690112638 *	0 *	0 *	983909 *	0 *	691096547 *
24114	1535620613 1035791170	486 0	18353606 17916463	4830124 1177499	5478261 3583219	1564283090 1058468351
24115	323910847 104983021	0 0	34285711 18905722	514835 126827	3284857 2454584	361996250 126470154
24116	1254635667 982420093	0 0	37117036 0	1037001 -368961	59052124 53129492	1351841828 1035180624
24117	4733738990 4692297963	0 0	2698058 2698058	4879257 4879257	14597858 14597858	4755914163 4714473136
24118	4122092136	0	216266003	26356979	389575514	4754290632

Tabel : 7. Nilai output menurut kode industri, 2004
Table Value of gross output by industrial code, 2004

Nilai : (ribu Rp)
 Value : (thousand Rp)

Nilai Output - Value of gross output						
Kode Industri	Barang yang dihasilkan	Tenaga listrik yang dijual	Jasa industri yang diberikan kepada pihak lain	Selisih nilai stok barang setengah jadi	Penerimaan lain dari jasa non industri	Jumlah
<i>Industrial Code</i>	<i>Value of goods produced</i>	<i>Value of electricity sold</i>	<i>Value of industrial rendered</i>	<i>Increase in stock of semi finished product</i>	<i>Receipt from non industrial services</i>	<i>Total</i>
	2214504911	0	115770642	6392371	367839588	2704507512
24119	5540057634	0	37415495	896495	117416498	5695786122
	5058968591	0	36183770	560007	31404836	5127117204
Catatan : angka yang tercetak miring adalah perusahaan Industri Besar Note : number in italic denote large establishments						
<i>* tidak bisa dipublikasikan, tetapi tergabung dalam nilai kelompok KLUUI lain</i> <i>* not available for publication, but included in ISIC group Values where applica</i>						
24121	37822150	0	25550	181845	638022	38667567
	*	*	*	*	*	*
24122	4648369534	0	117846125	1035429	30371023	4797622111
	4099224799	0	0	1035429	30371023	4130631251
24123	4052770479	0	45553282	8490880	112948925	4219763566
	3839475570	0	44977448	8453500	112517209	4005423727
24131	9830737233	0	27041836	104442719	7507991	9969729779
	7293396699	0	26725925	95484499	3274620	7418881743
24132	5062425	0	2478506	20640784	940000	29121715
	*	*	*	*	*	*
241	47988646664	13124916	1096624970	279244418	1147392421	50525033389
	38320384349	13124430	615715908	227991658	1022263698	40199480043
24211	1175976180	1636558	877065577	4434931	37505237	2096618483
	926936821	1636558	875295117	4464645	34704349	1843037490
24212	2559796124	0	161215769	10413079	4012577	2735437549
	2156476286	0	154783697	7554901	2067670	2320882554
24213	0	0	2409815	62300	131000	2603115
24220	2740421004	0	207372407	3552375	29673875	2981019661
	2087748221	0	155968307	1199224	21087945	2266003697
24231	6006596166	0	44456772	29313977	159362284	6239729199
	5707630768	0	41910219	28696540	159362284	5937599811
24232	10003080698	4784358	278650279	28090190	245641681	10560247206
	9318408371	4784358	267749572	9214513	237157970	9837314784
24233	*	*	*	*	*	*
	*	*	*	*	*	*
24234	1452280102	0	850136	-100728	33211467	1486240977
	689397080	0	0	-1012319	30291025	718675786
24241	4207786865	0	12475126	3483151	5091861	4228837003
	4019185014	0	7872348	3072551	4733711	4034863624
24242	2707915638	12199	18927055	1102688	22012593	2749970173
	2494449538	0	14517237	1310733	18279695	2528557203
24291	2398116728	0	8382185	-1635956	23512146	2428375103
	1695156289	0	6523768	-663542	16711185	1717727700
24292	179337626	0	364655076	-231331	45430571	589191942
	178431992	0	364655076	-231331	45430571	588286308
24293	339307710	0	209589	21367369	271854	361156522
	241177786	0	209589	16566883	0	257954258
24294	936566094	11518	3653877	1005522	6865568	948102579
	678646799	0	0	-13221	5363066	683996644
24295	344575548	0	21529556	4639142	10753976	381498222
	344357848	0	21529556	4639142	10753976	381280522
24299	1991370837	0	2119882	56244487	18848587	2068583793
	1734654365	0	814710	25278433	5529815	1766277323
242	37048579679	6444633	2003973101	160904796	642682997	39862585206
	32278109537	6420916	1911829196	99240752	591830982	34887431383
24301	509156278	0	98482441	75485	11546295	619260499
	457085349	0	98482441	-36535	11448009	566979264
24302	1808781828	0	182289	1680463	10582724	1821227304
	1795537708	0	182289	1680463	10582724	1807983184
243	2317938106	0	98664730	1755948	22129019	2440487803
	2252623057	0	98664730	1643928	22030733	2374962448
24	87355164449	19569549	3199262801	441905162	1812204437	92828106398
	72851116943	19545346	2626209834	328876338	1636125413	77461873874
25111	8619851724	0	81725689	26088903	5383888	8733050204
	8561284289	0	69396783	25289123	5355679	8661325874
25112	161869815	125785	7340670	374381	5573963	175284614
	98129572	125785	6108000	254548	4957517	109575422

Tabel : 7. Nilai output menurut kode industri, 2004
Table Value of gross output by industrial code, 2004

Nilai : (ribu Rp)
 Value : (thousand Rp)

Nilai Output - Value of gross output						
Kode Industri	Barang yang dihasilkan	Tenaga listrik yang dijual	Jasa industri yang diberikan kepada pihak lain	Selisih nilai stok barang setengah jadi	Penerimaan lain dari jasa non industri	Jumlah
<i>Industrial Code</i>	<i>Value of goods produced</i>	<i>Value of electricity sold</i>	<i>Value of industrial rendered</i>	<i>Increase in stock of semi finished product</i>	<i>Receipt from non industrial services</i>	<i>Total</i>
25121	969476527	195322	19368054	2799402	35433130	1027272435
	895297799	195261	19285075	2431152	35174039	952383326
25122	639446285	0	5035386	1936518	2041523	648459712
	547496584	0	4223189	950266	663552	553333591
Catatan : angka yang tercetak miring adalah perusahaan Industri Besar						
<i>* tidak bisa dipublikasikan, tetapi tergabung dalam nilai kelompok KLUI lain</i>						
25123	21535931322	0	1769359566	142554378	107156859	23555002125
	21100509911	0	1738417572	141261423	103102208	23083291114
25191	888142439	0	1580441	526694	2203737	892453311
	851428543	0	914198	205734	1150326	853698801
25192	1441963933	58505	2885	148447	31366097	1473539867
	1318919345	7804	385	-281108	30793601	1349440027
25199	1983260944	0	13839339	197573090	2849796	2197523169
	1843099101	0	10021672	195120447	2741990	2050983210
251	36239942989	379612	1898252030	372001813	192008993	38702585437
	35216165144	328850	1848366874	365231585	183938912	37614031365
25201	2043137235	94048	340919380	16548048	1569959	2402268670
	1814542949	94048	331908089	14443475	608366	2161596927
25202	6056547321	0	231107999	56854457	22421032	6366930809
	5652272108	0	208727604	55068532	18587430	5934655674
25203	390139866	0	21857887	3859882	12490000	428347635
	347515643	0	17938542	4115005	4245000	373814190
25204	2606327756	0	54706659	-1578118	198140087	2857596384
	2257806112	0	23517486	-4425993	192406209	2469303814
25205	8514134477	0	404012296	70631519	210813782	9199592074
	7460212827	0	381337959	65737534	182252219	8089540539
25206	5399447445	2111626	64063518	7290548	8960862	5481873999
	5232603415	2061629	57848333	6766609	7939809	5307219795
25209	2329080371	21293	84916983	13201749	25708935	2452929331
	1841884231	19205	66406748	11579259	14491529	1934380972
252	27338814471	2226967	1201584722	166808085	480104657	29189538902
	24606837285	2174882	1087684761	153284421	420530562	26270511911
25	63578757460	2606579	3099836752	538809898	672113650	67892124339
	59823002429	2503732	2936051635	518516006	604469474	63884543276
26111	5297060171	0	26077693	6071636	1959034	5331168534
	5067252032	0	1847872	5316772	1881698	5076298374
26112	1573270893	0	8483649	1036257	97817	1582888616
	1547454802	0	501309	847034	0	1548803145
26121	1056418333	0	171760151	2819770	543393	1231541647
	1048241088	0	171247480	2814447	538523	1222841538
26122	22383664	0	78227973	-43378	213089	100781348
	*	*	*	*	*	*
26123	*	*	*	*	*	*
	*	*	*	*	*	*
26124	701876883	0	2342809	-755091	1644050	705108651
	699580883	0	2342809	-755091	1644050	702812651
26129	311968855	0	1866480	162053	11156076	325153464
	86604745	0	0	112613	10744870	97462228
261	8964928799	0	288758755	9291247	15613459	9278592260
	8464805742	0	251885968	8211569	14933347	8739636626
26201	512483617	0	10802696	2567530	1630573	527484416
	497873128	0	10802696	2534923	1472529	512683276
26202	2168232586	0	85219577	19507339	5509661	2278469163
	2138252060	0	84829146	19383279	5504293	2247968778
26203	6812044	0	0	-950	0	6811094
	*	*	*	*	*	*
26209	*	*	*	*	*	*
	*	*	*	*	*	*
262	2694703549	0	96022273	22078919	7140234	2819944975
	2649805734	0	95631842	21923202	6976822	2774337600

Note : number in italic denote large establishments

** not available for publication, but included in ISIC group Values where applica*

Tabel : 7. Nilai output menurut kode industri, 2004
Table Value of gross output by industrial code, 2004

Nilai : (ribu Rp)
 Value : (thousand Rp)

Kode Industri <i>Industrial Code</i>	Nilai Output - Value of gross output					
	Barang yang dihasilkan <i>Value of goods produced</i>	Tenaga listrik yang dijual <i>Value of electricity sold</i>	Jasa industri yang diberikan kepada pihak lain <i>Value of industrial rendered</i>	Selisih nilai stok barang setengah jadi <i>Increase in stock of semi finished product</i>	Penerimaan lain dari jasa non industri <i>Receipt from non industrial services</i>	Jumlah <i>Total</i>
26311	166223518 <i>124410444</i>	0 <i>0</i>	3990920 <i>1080343</i>	162323 <i>40762</i>	508533 <i>442155</i>	170885294 <i>125973704</i>
26319	*	*	*	*	*	*
26321	205723814 <i>185374813</i>	0 <i>0</i>	1633148 <i>1628148</i>	6557384 <i>6460275</i>	81488 <i>53448</i>	213995834 <i>193516684</i>
26322	87064792 <i>49075018</i>	0 <i>0</i>	62428 <i>0</i>	973608 <i>479918</i>	22281 <i>0</i>	88123109 <i>49554936</i>
26323	294232422 <i>140998564</i>	0 <i>0</i>	12512942 <i>12324093</i>	2189493 <i>1456969</i>	668247 <i>102690</i>	309603104 <i>154882316</i>
26324	92014396 <i>*</i>	0 <i>*</i>	0 <i>*</i>	450548 <i>*</i>	24409 <i>*</i>	92489353 <i>*</i>
26329	*	*	*	*	*	*
263	845817339 <i>585611092</i>	0 <i>0</i>	20400206 <i>15032584</i>	10333356 <i>8435815</i>	1304958 <i>622702</i>	877855859 <i>609702193</i>
26411	17597818455 <i>17569085858</i>	14639139 <i>14639139</i>	1723859768 <i>1721133143</i>	58450927 <i>58388595</i>	193062358 <i>193021465</i>	19587830647 <i>19556268200</i>
26412	114913588 <i>46365158</i>	0 <i>0</i>	182341 <i>39126</i>	10443 <i>0</i>	992827 <i>31055</i>	116099199 <i>46435339</i>
26413	39605691 <i>35835843</i>	0 <i>0</i>	0 <i>0</i>	3379 <i>3379</i>	53588 <i>42590</i>	39662658 <i>35881812</i>
26421	2241623 <i>11764759</i>	0 <i>0</i>	0 <i>676143</i>	2695025 <i>-103465</i>	0 <i>246180</i>	4936648 <i>12583617</i>
26422	11764759 <i>5498361</i>	0 <i>0</i>	676143 <i>129576</i>	-103465 <i>0</i>	246180 <i>77704</i>	12583617 <i>5705641</i>
26423	1917820240 <i>1406134712</i>	0 <i>0</i>	75905243 <i>37501686</i>	13640081 <i>12833802</i>	12570970 <i>3572325</i>	2019936534 <i>1460042525</i>
26429	*	*	*	*	*	*
264	19686248552 <i>19062919932</i>	14639139 <i>14639139</i>	1800623495 <i>1758803531</i>	74696390 <i>71225776</i>	206925923 <i>196745139</i>	21783133499 <i>21104333517</i>
26501	1550420 <i>897329377</i>	0 <i>0</i>	0 <i>199445</i>	8000 <i>4061233</i>	65756 <i>1959763</i>	1624176 <i>903549818</i>
26502	897329377 <i>642795531</i>	0 <i>0</i>	199445 <i>188263</i>	4061233 <i>2228243</i>	1959763 <i>611684</i>	903549818 <i>645823721</i>
26503	285130710 <i>88740260</i>	0 <i>0</i>	3318916 <i>0</i>	641227 <i>28633</i>	2192675 <i>0</i>	291283528 <i>88768893</i>
26509	23874311 <i>*</i>	0 <i>*</i>	978820 <i>*</i>	470369 <i>*</i>	493208 <i>*</i>	25816708 <i>*</i>
265	1207884818 <i>739503220</i>	0 <i>0</i>	4497181 <i>1166774</i>	5180829 <i>2233251</i>	4711402 <i>1042833</i>	1222274230 <i>743946078</i>
26601	293551045 <i>279726990</i>	0 <i>0</i>	0 <i>0</i>	-295497 <i>-300855</i>	250000 <i>250000</i>	293505548 <i>279676135</i>
26609	5284893	0	0	0	0	5284893
266	298835938 <i>279726990</i>	0 <i>0</i>	0 <i>0</i>	-295497 <i>-300855</i>	250000 <i>250000</i>	298790441 <i>279676135</i>
26900	243879022 <i>188817529</i>	0 <i>0</i>	63177436 <i>56759264</i>	1568514 <i>527330</i>	15004640 <i>11818332</i>	323629612 <i>257922455</i>
269	243879022 <i>188817529</i>	0 <i>0</i>	63177436 <i>56759264</i>	1568514 <i>527330</i>	15004640 <i>11818332</i>	323629612 <i>257922455</i>
26	33942298017 <i>31971190239</i>	14639139 <i>14639139</i>	2273479346 <i>2179079963</i>	122853758 <i>112256088</i>	250950616 <i>232389175</i>	36604220876 <i>34509554604</i>
27101	5960525781 <i>5827758616</i>	0 <i>0</i>	24670521 <i>22306954</i>	2721560 <i>2878676</i>	15502446 <i>12923057</i>	6003420308 <i>5865867303</i>
27102	26790421078 <i>25727786486</i>	0 <i>0</i>	285438882 <i>211373904</i>	336462620 <i>334077231</i>	661581833 <i>419808752</i>	28073904413 <i>26693046373</i>
27103	9857699823 <i>9104274319</i>	0 <i>0</i>	904245161 <i>903646154</i>	2376364 <i>233726</i>	68208260 <i>64243215</i>	10832529608 <i>10072397414</i>
271	42608646682	0	1214354564	341560544	745292539	44909854329

Catatan : angka yang tercetak miring adalah perusahaan Industri Besar

* tidak bisa dipublikasikan, tetapi tergabung dalam nilai kelompok KLUI lain

Note : number in italic denote large establishments

* not available for publication, but included in ISIC group Values where applica

Tabel : 7. Nilai output menurut kode industri, 2004
Table Value of gross output by industrial code, 2004

Nilai : (ribu Rp)
 Value : (thousand Rp)

Nilai Output - Value of gross output						
Kode Industri Industrial Code	Barang yang dihasilkan Value of goods produced	Tenaga listrik yang dijual Value of electricity sold	Jasa industri yang diberikan kepada pihak lain Value of industrial rendered	Selisih nilai stok barang setengah jadi Increase in stock of semi finished product	Penerimaan lain dari jasa non industri Receipt from non industrial services	Jumlah Total
	40659819421	0	1137327012	337189633	496975024	42631311090
27201	5046335757 4638671392	98733 0	20610711 0	46638688 37714726	5323325 0	5119007214 4676386118
27202	3643907438 3271472600	0 0	470007461 423168857	39063213 21400281	9310828 8695637	4162288940 3724737375
Catatan : angka yang tercetak miring adalah perusahaan Industri Besar						
* tidak bisa dipublikasikan, tetapi tergabung dalam nilai kelompok KLUI lain			Note : number in italic denote large establishments			
27203	518036265 516186265	0 0	9437260 9437260	19185237 19185237	8577563 8577563	555236325 553386325
27204	562226126 522309276	0 0	18166848 5765920	1747289 27559	5453720 5226502	587593983 533329257
272	9770505586 8948639533	98733 0	518222280 438372037	106634427 78327803	28665436 22499702	10424126462 9487839075
27310	6518640131 6443860487	0 0	258863896 250962634	92213787 84897547	1990873 1977985	6871708687 6781698653
27320	19157320 11101905	0 0	1669930 0	571547 558139	1056317 692862	22455114 12352906
273	6537797451 6454962392	0 0	260533826 250962634	92785334 85455686	3047190 2670847	6894163801 6794051559
27	58916949719 56063421346	98733 0	1993110670 1826661683	540980305 500973122	777005165 522145573	62228144592 58913201724
28111	877151640 603527163	0 0	124788317 0	7306516 5883473	5671617 906538	1014918090 610317174
28112	913458065 802003093	0 0	25608509 22202186	2917059 1456982	2516882 30700	944500515 825692961
28113	916167384 625003633	0 0	113477196 87661019	19734604 16797480	2985354 2294919	1052364538 731757051
28119	2937452199 2491938114	0 0	892050096 838688797	59592561 59190935	35279883 35272083	3924374739 3425089929
28120	473194813 427913085	0 0	245703948 220711918	16507332 12894230	22581192 21960063	757987285 683479296
281	6117424101 4950385088	0 0	1401628066 1169263920	106058072 96223100	69034928 60464303	7694145167 6276336411
28910	944563662 452880382	0 0	36525327 623405	58683516 58278896	3579918 2145078	1043352423 513927761
28920	377483222 330859115	112435 0	225011582 104494577	1851433 2110422	16160236 12658393	620618908 450122507
28931	15075571	0	65095	112782	38738	15292186
28932	266986901 238656580	0 0	7454629 2084006	2592936 2323368	365304 120488	277399770 243184442
28933	951901838 907365236	0 0	100492340 95489239	4873306 2756164	37203918 36841610	1094471402 1042452249
28939	1452779523 1373560534	0 0	19820643 14681092	8123809 7412260	2259954 933285	1482983929 1396587171
28991	778714510 624713396	0 0	44516446 41487801	22902125 16578912	15843289 11392832	861976370 694172941
28992	719740703 653443103	0 0	96531183 92747580	8946385 7968336	7694799 5157725	832913070 759316744
28993	1433394148 1181893663	0 0	60741226 47984612	12285900 9445785	6623170 2622714	1513044444 1241946774
28994	2772518215 2547947566	7433 0	138034242 125712498	51778523 42572764	22995440 21295803	2985333853 2737528631
28995	3808145833 3500323465	0 0	62067851 10343992	51809785 50174511	5749540 4714976	3927773009 3565556944
28996	*	*	*	*	*	*
28997	26011918 19297614	0 0	0 0	1371 0	43806 0	26057095 19297614
28999	354388850 241872462	0 0	10259889 3147925	-4001422 -4761733	8547513 7174656	369194830 247433310

Tabel : 7. Nilai output menurut kode industri, 2004
Table Value of gross output by industrial code, 2004

Nilai : (ribu Rp)
 Value : (thousand Rp)

Nilai Output - Value of gross output						
Kode Industri <i>Industrial Code</i>	Barang yang dihasilkan <i>Value of goods produced</i>	Tenaga listrik yang dijual <i>Value of electricity sold</i>	Jasa industri yang diberikan kepada pihak lain <i>Value of industrial rendered</i>	Selisih nilai stok barang setengah jadi <i>Increase in stock of semi finished product</i>	Penerimaan lain dari jasa non industri <i>Receipt from non industrial services</i>	Jumlah <i>Total</i>
289	18525166352 <i>16696274574</i>	119868 <i>0</i>	801520453 <i>538796727</i>	222108716 <i>197007952</i>	127105625 <i>105057560</i>	19676021014 <i>17537136813</i>
28	24642590453 <i>21646659662</i>	119868 <i>0</i>	2203148519 <i>1708060647</i>	328166788 <i>293231052</i>	196140553 <i>165521863</i>	27370166181 <i>23813473224</i>
29111	3175751	0	3033406	-12938	65000	6261219
Catatan : angka yang tercetak miring adalah perusahaan Industri Besar <i>Note : number in italic denote large establishments</i>						
<i>* tidak bisa dipublikasikan, tetapi tergabung dalam nilai kelompok KLUI lain</i> <i>* not available for publication, but included in ISIC group Values where applica</i>						
29112	627186256 <i>602939848</i>	0 <i>0</i>	16248692 <i>13734068</i>	16556274 <i>16088474</i>	1378363 <i>25500</i>	661369585 <i>632787890</i>
29113	495403000 <i>475171414</i>	0 <i>0</i>	27773307 <i>22130183</i>	7483885 <i>7225365</i>	2833643 <i>2776040</i>	533493835 <i>507303002</i>
29114	8644976 <i>0</i>	0 <i>0</i>	34117447 <i>12303671</i>	9765 <i>9762</i>	434620 <i>129805</i>	43206808 <i>12443238</i>
29120	427133482 <i>377298562</i>	0 <i>0</i>	65952708 <i>46779855</i>	10843362 <i>9654244</i>	38968692 <i>36972397</i>	542898244 <i>470705058</i>
29130	840690284 <i>755753738</i>	0 <i>0</i>	40992462 <i>16917845</i>	3021585 <i>2219046</i>	2648283 <i>270735</i>	887352614 <i>775161364</i>
29141	51722395 <i>*</i>	0 <i>*</i>	148062342 <i>*</i>	1836240 <i>*</i>	515257 <i>*</i>	202136234 <i>*</i>
29142	7335320	0	1089000	0	137810	8562130
29150	1532866073 <i>1483299581</i>	0 <i>0</i>	95672850 <i>10231153</i>	22312933 <i>20431268</i>	1593882 <i>1503561</i>	1652445738 <i>1515465563</i>
29191	114799190 <i>69348744</i>	0 <i>0</i>	25212725 <i>21378025</i>	10948576 <i>7847821</i>	1682115 <i>954026</i>	152642606 <i>99528616</i>
29192	12249973	0	12500	-57014	7970	12213429
29193	141448980 <i>70715393</i>	0 <i>0</i>	42893535 <i>39123181</i>	809143 <i>219067</i>	1029434 <i>946846</i>	186181092 <i>111004487</i>
29199	127568447 <i>*</i>	0 <i>*</i>	20066097 <i>*</i>	0 <i>*</i>	1313574 <i>*</i>	148948118 <i>*</i>
291	4390224127 <i>3982345320</i>	0 <i>0</i>	521127071 <i>350726420</i>	73751811 <i>65531287</i>	52608643 <i>45407741</i>	5037711652 <i>4444010768</i>
29211	530090761 <i>484105954</i>	0 <i>0</i>	261953540 <i>255101953</i>	950523 <i>-1815397</i>	6753975 <i>6541090</i>	799748799 <i>743933600</i>
29212	*	*	*	*	*	*
29221	204440957 <i>184714936</i>	0 <i>0</i>	14756818 <i>63140</i>	-979559 <i>-1240095</i>	3850850 <i>77431</i>	222069066 <i>183615412</i>
29222	*	*	*	*	*	*
29223	114248209 <i>110135075</i>	0 <i>0</i>	44008293 <i>15844868</i>	57442 <i>-148080</i>	4405372 <i>1134615</i>	162719316 <i>126966478</i>
29224	62815061 <i>*</i>	0 <i>*</i>	0 <i>*</i>	248113 <i>*</i>	133464 <i>*</i>	63196638 <i>*</i>
29240	699211154 <i>657210579</i>	0 <i>0</i>	22015659 <i>4500</i>	1941421 <i>-468527</i>	421188 <i>130000</i>	723589422 <i>656876552</i>
29250	13377049 <i>*</i>	0 <i>*</i>	1185928 <i>*</i>	554686 <i>*</i>	294187 <i>*</i>	15411850 <i>*</i>
29261	4683207	0	0	1350	3000	4687557
29263	73839682 <i>*</i>	0 <i>*</i>	46320945 <i>*</i>	150820 <i>*</i>	1487628 <i>*</i>	121799075 <i>*</i>
29270	487394257 <i>*</i>	0 <i>*</i>	1200 <i>*</i>	-3856139 <i>*</i>	3394543 <i>*</i>	486933861 <i>*</i>
29291	27497973 <i>18356026</i>	0 <i>0</i>	14160671 <i>11083505</i>	93655 <i>34340</i>	5355337 <i>15957</i>	47107636 <i>29489828</i>
29292	*	*	*	*	*	*
29299	69005642 <i>55047619</i>	0 <i>0</i>	24936630 <i>22182253</i>	2014199 <i>1637906</i>	3504218 <i>469066</i>	99460689 <i>79336844</i>
292	2297283246 <i>2090958799</i>	0 <i>0</i>	438039882 <i>306347167</i>	1202335 <i>-5868710</i>	29632721 <i>13304698</i>	2766158184 <i>2404741954</i>
29301	*	*	*	*	*	*
29302	4677643133 <i>4538636069</i>	0 <i>0</i>	119248874 <i>63900400</i>	61007639 <i>33391761</i>	9114226 <i>7583514</i>	4867013872 <i>4643511744</i>
29309	1395478687	0	37424883	11218636	5236159	1449358365

Tabel : 7. Nilai output menurut kode industri, 2004
Table Value of gross output by industrial code, 2004

Nilai : (ribu Rp)
 Value : (thousand Rp)

Kode Industri <i>Industrial Code</i>	Nilai Output - Value of gross output						Jumlah <i>Total</i>
	Barang yang dihasilkan <i>Value of goods produced</i>	Tenaga listrik yang dijual <i>Value of electricity sold</i>	Jasa industri yang diberikan kepada pihak lain <i>Value of industrial rendered</i>	Selisih nilai stok barang setengah jadi <i>Increase in stock of semi finished product</i>	Penerimaan lain dari jasa non industri <i>Receipt from non industrial services</i>		
	1379306783	0	33598807	10552147	5079985	1428537722	
293	6073121820	0	177675776	72338658	22564513	6345700767	
	5917942852	0	118501226	44056291	20877627	6101377996	
29	12760629193	0	1136842729	147292804	104805877	14149570603	
	11991246971	0	775574813	103718868	79590066	12950130718	
<p>Catatan : angka yang tercetak miring adalah perusahaan Industri Besar <i>* tidak bisa dipublikasikan, tetapi tergabung dalam nilai kelompok KLUI lain</i></p> <p>Note : number in italic denote large establishments <i>* not available for publication, but included in ISIC group Values where applica</i></p>							
30001	*	*	*	*	*	*	
30003	6841149	0	10774326	1475	2242	17619192	
30004	*	*	*	*	*	*	
300	74200292	0	10774326	1475	2242	84978335	
30	74200292	0	10774326	1475	2242	84978335	
31101	238851626	0	125068846	-4748390	585043	359757125	
	174405718	0	123865036	-5400239	491761	293362276	
31102	17845551	0	92397963	-925429	82716	109400801	
	17428498	0	91575153	-925357	790	108079084	
31103	3184988623	0	237206415	4782787	52559572	3479537397	
	3098665003	0	222922549	-8859119	41107377	3353835810	
311	3441685800	0	454673224	-891032	53227331	3948695323	
	3290499219	0	438362738	-15184715	41599928	3755277170	
31201	1365620201	0	13424885	4000831	5413233	1388459150	
	1063434350	0	1961721	2114966	3294363	1070805400	
31202	755968180	0	10598286	33183419	83500	799833385	
	707312933	0	10393959	28106477	71500	745884869	
312	2121588381	0	24023171	37184250	5496733	2188292535	
	1770747283	0	12355680	30221443	3365863	1816690269	
31300	3867870325	0	899671549	46726702	11847423	4826115999	
	3604444427	0	887313762	45213301	10978398	4547949888	
313	3867870325	0	899671549	46726702	11847423	4826115999	
	3604444427	0	887313762	45213301	10978398	4547949888	
31401	2614986724	0	7095137	2921143	2732434	2627735438	
	2612237724	0	7095137	2921143	2732434	2624986438	
31402	9866355401	0	372422322	127974375	1845516	10368597614	
	9530945827	0	161096800	125792972	743140	9818578739	
314	12481342125	0	379517459	130895518	4577950	12996333052	
	12143183551	0	168191937	128714115	3475574	12443565177	
31501	646938363	0	107501	74153	124439	647244456	
	642545554	0	0	42785	124439	642712778	
31502	337273614	0	52484470	-5491272	0	384266812	
	*	*	*	*	*	*	
31509	312097248	0	17977699	3672721	1035975	334783643	
	262505566	0	17395698	3450475	847023	284198762	
315	1296309225	0	70569670	-1744398	1160414	1366294911	
	1230620910	0	69880168	-1998991	971462	1299473549	
31900	7753612287	0	52506678	295189177	5006787	8106314929	
	7407559647	0	43515839	236915973	4537255	7692528714	
319	7753612287	0	52506678	295189177	5006787	8106314929	
	7407559647	0	43515839	236915973	4537255	7692528714	

Tabel : 7. Nilai output menurut kode industri, 2004
Table Value of gross output by industrial code, 2004

Nilai : (ribu Rp)
 Value : (thousand Rp)

Kode Industri <i>Industrial Code</i>	Barang yang dihasilkan <i>Value of goods produced</i>	Nilai Output - Value of gross output					Jumlah <i>Total</i>
		Tenaga listrik yang dijual <i>Value of electricity sold</i>	Jasa industri yang diberikan kepada pihak lain <i>Value of industrial rendered</i>	Selisih nilai stok barang setengah jadi <i>Increase in stock of semi finished product</i>	Penerimaan lain dari jasa non industri <i>Receipt from non industrial services</i>		
31	30962408143 <i>29447055037</i>	0 <i>0</i>	1880961751 <i>1619620124</i>	507360217 <i>423881126</i>	81316638 <i>64928480</i>	33432046749 <i>31555484767</i>	
32100	25531399878 <i>24994220050</i>	0 <i>0</i>	4114092946 <i>3969058240</i>	9017605 <i>8656331</i>	252222042 <i>235849456</i>	29906732471 <i>29207784077</i>	
321	25531399878 <i>24994220050</i>	0 <i>0</i>	4114092946 <i>3969058240</i>	9017605 <i>8656331</i>	252222042 <i>235849456</i>	29906732471 <i>29207784077</i>	
Catatan : angka yang tercetak miring adalah perusahaan Industri Besar		Note : number in italic denote large establishments					
<i>* tidak bisa dipublikasikan, tetapi tergabung dalam nilai kelompok KLUI lain</i>		<i>* not available for publication, but included in ISIC group Values where applica</i>					
32200	955924420 <i>887845650</i>	0 <i>0</i>	569450150 <i>560035833</i>	3301821 <i>3288354</i>	191309 <i>189384</i>	1528867700 <i>1451359221</i>	
322	955924420 <i>887845650</i>	0 <i>0</i>	569450150 <i>560035833</i>	3301821 <i>3288354</i>	191309 <i>189384</i>	1528867700 <i>1451359221</i>	
32300	43594932009 <i>43282948903</i>	0 <i>0</i>	1974497518 <i>1755596272</i>	299034831 <i>299582415</i>	35467660 <i>31751095</i>	45903932018 <i>45369878685</i>	
323	43594932009 <i>43282948903</i>	0 <i>0</i>	1974497518 <i>1755596272</i>	299034831 <i>299582415</i>	35467660 <i>31751095</i>	45903932018 <i>45369878685</i>	
32	70082256307 <i>69165014603</i>	0 <i>0</i>	6658040614 <i>6284690345</i>	311354257 <i>311527100</i>	287881011 <i>267789935</i>	77339532189 <i>76029021983</i>	
33111	138415148 <i>137979148</i>	0 <i>0</i>	48990 <i>48990</i>	3776178 <i>3751515</i>	0 <i>0</i>	142240316 <i>141779653</i>	
33112	*	*	*	*	*	*	
33113	563799870 <i>550336898</i>	0 <i>0</i>	11872834 <i>11072834</i>	7785690 <i>7899619</i>	6946538 <i>6628776</i>	590404932 <i>575938127</i>	
33121	80868486 <i>*</i>	0 <i>*</i>	15767795 <i>*</i>	-256934 <i>*</i>	1545872 <i>*</i>	97925219 <i>*</i>	
331	783083504 <i>736423014</i>	0 <i>0</i>	27689619 <i>26889619</i>	13455060 <i>11458252</i>	8492410 <i>8117191</i>	832720593 <i>782888076</i>	
33201	66311492 <i>64759392</i>	0 <i>0</i>	0 <i>0</i>	5100853 <i>2077152</i>	46403 <i>46403</i>	71458748 <i>66882947</i>	
33202	*	*	*	*	*	*	
33203	*	*	*	*	*	*	
33204	*	*	*	*	*	*	
332	707134430 <i>673245872</i>	0 <i>0</i>	0 <i>0</i>	8695834 <i>5549802</i>	22586403 <i>22586403</i>	738416667 <i>701382077</i>	
33300	41621828 <i>13594515</i>	0 <i>0</i>	1167000 <i>0</i>	-652674 <i>-1138697</i>	3749230 <i>2550000</i>	45885384 <i>15005818</i>	
333	41621828 <i>13594515</i>	0 <i>0</i>	1167000 <i>0</i>	-652674 <i>-1138697</i>	3749230 <i>2550000</i>	45885384 <i>15005818</i>	
33	1531839762 <i>1423263401</i>	0 <i>0</i>	28856619 <i>26889619</i>	21498220 <i>15869357</i>	34828043 <i>33253594</i>	1617022644 <i>1499275971</i>	
34100	33900913660 <i>33768407808</i>	0 <i>0</i>	1917233596 <i>1916688969</i>	156896506 <i>156896506</i>	13673066 <i>13461517</i>	35988716828 <i>35855454800</i>	
341	33900913660 <i>33768407808</i>	0 <i>0</i>	1917233596 <i>1916688969</i>	156896506 <i>156896506</i>	13673066 <i>13461517</i>	35988716828 <i>35855454800</i>	
34200	562326255 <i>453371218</i>	0 <i>0</i>	83607861 <i>71168518</i>	6735798 <i>4878931</i>	83012024 <i>80619156</i>	735681938 <i>610037823</i>	
342	562326255 <i>453371218</i>	0 <i>0</i>	83607861 <i>71168518</i>	6735798 <i>4878931</i>	83012024 <i>80619156</i>	735681938 <i>610037823</i>	

Tabel : 7. Nilai output menurut kode industri, 2004
Table Value of gross output by industrial code, 2004

Nilai : (ribu Rp)
 Value : (thousand Rp)

Kode Industri <i>Industrial Code</i>	Nilai Output - Value of gross output					Jumlah <i>Total</i>
	Barang yang dihasilkan <i>Value of goods produced</i>	Tenaga listrik yang dijual <i>Value of electricity sold</i>	Jasa industri yang diberikan kepada pihak lain <i>Value of industrial rendered</i>	Selisih nilai stok barang setengah jadi <i>Increase in stock of semi finished product</i>	Penerimaan lain dari jasa non industri <i>Receipt from non industrial services</i>	
34300	11655345225	0	807254084	192238476	36248567	12691086352
	<i>11107287252</i>	<i>0</i>	<i>744196247</i>	<i>185565136</i>	<i>33884956</i>	<i>12070933591</i>
343	11655345225	0	807254084	192238476	36248567	12691086352
	<i>11107287252</i>	<i>0</i>	<i>744196247</i>	<i>185565136</i>	<i>33884956</i>	<i>12070933591</i>
34	46118585140	0	2808095541	355870780	132933657	49415485118
	<i>45329066278</i>	<i>0</i>	<i>2732053734</i>	<i>347340573</i>	<i>127965629</i>	<i>48536426214</i>

Catatan : angka yang tercetak miring adalah perusahaan Industri Besar

* tidak bisa dipublikasikan, tetapi tergabung dalam nilai kelompok KLUJ lain

Note : number in italic denote large establishments

* not available for publication, but included in ISIC group Values where applica

<http://www.bps.go.id>

Tabel : 7. Nilai output menurut kode industri, 2004
Table Value of gross output by industrial code, 2004

Nilai : (ribu Rp)
 Value : (thousand Rp)

Kode Industri <i>Industrial Code</i>	Nilai Output - Value of gross output					Jumlah <i>Total</i>
	Barang yang dihasilkan <i>Value of goods produced</i>	Tenaga listrik yang dijual <i>Value of electricity sold</i>	Jasa industri yang diberikan kepada pihak lain <i>Value of industrial rendered</i>	Selisih nilai stok barang setengah jadi <i>Increase in stock of semi finished product</i>	Penerimaan lain dari jasa non industri <i>Receipt from non industrial services</i>	
35111	1519309453 <i>1312974570</i>	16037 <i>14383</i>	115660146 <i>84016336</i>	9455454 <i>6813069</i>	132963042 <i>129390482</i>	1777404132 <i>1533208840</i>
35112	36771902	0	1898500	82677	0	38753079
35113	269422672 <i>216266066</i>	164889 <i>57602</i>	232384473 <i>152663061</i>	6417257 <i>4875892</i>	31034332 <i>23232290</i>	539423623 <i>397094911</i>
35115	420627509 <i>420627509</i>	0 <i>0</i>	307110339 <i>307110339</i>	1110668 <i>1110668</i>	7761936 <i>7761936</i>	736610452 <i>736610452</i>
35120	*	*	*	*	*	*
351	2246906536 <i>1949868145</i>	180926 <i>71985</i>	657053458 <i>543789736</i>	17256056 <i>12799629</i>	171759310 <i>160384708</i>	3093156286 <i>2666914203</i>
35201	144307327 <i>*</i>	0 <i>*</i>	190030 <i>*</i>	3746660 <i>*</i>	2745874 <i>*</i>	150989891 <i>*</i>
352	144307327 <i>*</i>	0 <i>*</i>	190030 <i>*</i>	3746660 <i>*</i>	2745874 <i>*</i>	150989891 <i>*</i>
35301	*	*	*	*	*	*
353	*	*	*	*	*	*
35911	23703039854 <i>23338343138</i>	0 <i>0</i>	485085960 <i>408497346</i>	18119279 <i>5065369</i>	4999139 <i>4895607</i>	24211244232 <i>23756801460</i>
35912	1904935819 <i>1760092847</i>	0 <i>0</i>	1162216488 <i>1130495141</i>	12796157 <i>10945508</i>	3975059 <i>1827753</i>	3083923523 <i>2903361249</i>
35921	98859558 <i>68228064</i>	0 <i>0</i>	2930737 <i>1256406</i>	119356 <i>12589</i>	14775 <i>6962</i>	101924426 <i>69504021</i>
35922	536331494 <i>432935263</i>	0 <i>0</i>	2963476 <i>2040000</i>	9575993 <i>7247333</i>	784556 <i>301881</i>	549655519 <i>442524477</i>
35990	*	*	*	*	*	*
359	26246851369 <i>25599599312</i>	0 <i>0</i>	1653361304 <i>1542288893</i>	40637854 <i>23270799</i>	9773529 <i>7032203</i>	27950624056 <i>27172191207</i>
35	29225538226 <i>28269649031</i>	180926 <i>71985</i>	2321553691 <i>2097108278</i>	622884401 <i>600960219</i>	184438481 <i>169922242</i>	32354595725 <i>31137711755</i>
36101	6325407605 <i>4965284980</i>	28866 <i>701</i>	484743795 <i>424453212</i>	66574404 <i>52940014</i>	31319522 <i>14713045</i>	6908074192 <i>5457391952</i>
36102	2166781765 <i>1886641082</i>	10 <i>0</i>	308967032 <i>303103008</i>	61689098 <i>44598619</i>	14403282 <i>11364307</i>	2551841187 <i>2245707016</i>
36103	18283057 <i>*</i>	0 <i>*</i>	0 <i>*</i>	84510 <i>*</i>	0 <i>*</i>	18367567 <i>*</i>
36104	421720422 <i>303821984</i>	4 <i>2</i>	7366616 <i>6337341</i>	5135510 <i>3033527</i>	735997 <i>348306</i>	434958549 <i>313541160</i>
36109	153573644 <i>107855474</i>	0 <i>0</i>	6214801 <i>3825165</i>	116405 <i>54821</i>	1051684 <i>661748</i>	160956534 <i>112397208</i>
361	9085766493 <i>7271335952</i>	28880 <i>703</i>	807292244 <i>737718726</i>	133599927 <i>100707981</i>	47510485 <i>27087406</i>	10074198029 <i>8136850768</i>
36911	*	*	*	*	*	*
36912	926762169 <i>869200871</i>	0 <i>0</i>	25809075 <i>4520723</i>	7957166 <i>8139524</i>	29542413 <i>26614455</i>	990070823 <i>908475573</i>
36913	65579277 <i>*</i>	66 <i>*</i>	0 <i>*</i>	-267534 <i>*</i>	0 <i>*</i>	65311809 <i>*</i>
36914	*	*	*	*	*	*
36915	175099300 <i>151333627</i>	0 <i>0</i>	10009616 <i>9757777</i>	1308947 <i>946646</i>	77172 <i>4800</i>	186495035 <i>162042850</i>
36921	1771117 <i>205696</i>	0 <i>0</i>	205696 <i>205696</i>	-28610 <i>-28610</i>	97472 <i>97472</i>	2045675 <i>2045675</i>
36922	2271515588 <i>2243252884</i>	0 <i>0</i>	27500566 <i>27230566</i>	63083784 <i>63072575</i>	2704582 <i>2704582</i>	2364804520 <i>2336260607</i>
36930	308565912 <i>252438340</i>	0 <i>0</i>	27467903 <i>25809488</i>	3535719 <i>3383005</i>	1334745 <i>530073</i>	340904279 <i>282160906</i>
36941	433246694 <i>411132565</i>	0 <i>0</i>	9107742 <i>3000000</i>	5002320 <i>4866893</i>	5435128 <i>5431497</i>	452791884 <i>424430955</i>

Catatan : angka yang tercetak miring adalah perusahaan Industri Besar

Note : number in italic denote large establishments

Tabel : 7. Nilai output menurut kode industri, 2004
Table Value of gross output by industrial code, 2004

Nilai : (ribu Rp)
 Value : (thousand Rp)

Nilai Output - Value of gross output						
Kode Industri Industrial Code	Barang yang dihasilkan Value of goods produced	Tenaga listrik yang dijual Value of electricity sold	Jasa industri yang diberikan kepada pihak lain Value of industrial rendered	Selisih nilai stok barang setengah jadi Increase in stock of semi finished product	Penerimaan lain dari jasa non industri Receipt from non industrial services	Jumlah Total
<i>* tidak bisa dipublikasikan, tetapi tergabung dalam nilai kelompok KLUI lain</i>			<i>* not available for publication, but included in ISIC group Values where applica</i>			
36942	1180205845 <i>1154302423</i>	0 <i>0</i>	13272268 <i>12145696</i>	8867370 <i>8771994</i>	948613140 <i>948377716</i>	2150958623 <i>2123597829</i>
36991	569202287 <i>538238328</i>	0 <i>0</i>	21281886 <i>15109438</i>	7668534 <i>7625225</i>	62086465 <i>61876983</i>	660239172 <i>622849974</i>
36993	551617073 <i>495399124</i>	0 <i>0</i>	1066247 <i>9111</i>	53117038 <i>52171750</i>	14816214 <i>13721590</i>	620616572 <i>561301575</i>
36999	472088946 <i>318319557</i>	1320 <i>0</i>	127804821 <i>114600937</i>	3403764 <i>2647491</i>	13654907 <i>11976907</i>	616953758 <i>447544892</i>
369	6955968654 <i>6493611531</i>	1386 <i>0</i>	263914336 <i>212183736</i>	153648498 <i>151371987</i>	1078381217 <i>1071238603</i>	8451914091 <i>7928405857</i>
36	16041735147 <i>13764947483</i>	30266 <i>703</i>	1071206580 <i>949902462</i>	287248425 <i>252079968</i>	1125891702 <i>1098326009</i>	18526112120 <i>16065256625</i>
37100	*	*	*	*	*	*
371	*	*	*	*	*	*
37200	201784050 <i>109102561</i>	0 <i>0</i>	710327 <i>0</i>	131913 <i>36030</i>	5096831 <i>4520000</i>	207723121 <i>113658591</i>
372	201784050 <i>109102561</i>	0 <i>0</i>	710327 <i>0</i>	131913 <i>36030</i>	5096831 <i>4520000</i>	207723121 <i>113658591</i>
37	205576865 <i>109102561</i>	0 <i>0</i>	769107 <i>0</i>	209658 <i>36030</i>	5096831 <i>4520000</i>	211652461 <i>113658591</i>
Total	915525931641 <i>859435491593</i>	170740555 <i>169728922</i>	49574792024 <i>44361219749</i>	9645199583 <i>9045960686</i>	11029445164 <i>10111364922</i>	985946108967 <i>923123765872</i>

Catatan : angka yang tercetak miring adalah perusahaan Industri Besar

Note : number in italic denote large establishments

** tidak bisa dipublikasikan, tetapi tergabung dalam nilai kelompok KLUI lain*

** not available for publication, but included in ISIC group Values where applica*

Tabel : 8. Nilai tambah menurut kode industri, 2004
Table : 8. Value added by industrial code, 2004

Nilai : (ribu Rp)
Value : (thousand Rp)

Kode Industri <i>Industrial Code</i>	Nilai Output <i>Value of gross output</i>	Biaya input <i>Input costs</i>	Nilai tambah (harga pasar) <i>Value added (at market prices)</i>	Pajak tak langsung <i>Indirect taxes</i>	Nilai tambah (biaya faktor industri) <i>Value added (at factor costs)</i>
15111	125670431 <i>87429570</i>	54444079 <i>30189128</i>	71226352 <i>57240442</i>	5811382 <i>4053527</i>	65414970 <i>53186915</i>
15112	1326306750 <i>1249065279</i>	969793410 <i>931239697</i>	356513340 <i>317825582</i>	27509936 <i>27344990</i>	329003404 <i>290480592</i>
15121	1881915266 <i>1868547361</i>	1225883138 <i>1216067907</i>	656032128 <i>652479454</i>	7878362 <i>7872964</i>	648153766 <i>644606490</i>
15122	356514663 <i>151769741</i>	240310477 <i>79857762</i>	116204186 <i>71911979</i>	977137 <i>175150</i>	115227049 <i>71736829</i>
15123	46674971 *	36030226 *	10644745 *	163114 *	10481631 *
15124	13083675301 <i>12407430816</i>	9653274710 <i>9116506048</i>	3430400591 <i>3290924768</i>	23828025 <i>22782488</i>	3406572566 <i>3268142280</i>
15125	256536089 *	221574786 *	34961303 *	1181350 *	33779953 *
15129	841493094 <i>747373060</i>	632395976 <i>574238880</i>	209097118 <i>173134180</i>	2016392 <i>930733</i>	207080726 <i>172203447</i>
15131	995964262 <i>984735475</i>	601903235 <i>594354872</i>	394061027 <i>390380603</i>	936457 <i>926931</i>	393124570 <i>389453672</i>
15132	23762040 *	15630284 *	8131756 *	11943 *	8119813 *
15133	219200993 <i>144030764</i>	125557630 <i>82654082</i>	93643363 <i>61376682</i>	2726181 <i>2100109</i>	90917182 <i>59276573</i>
15134	23904971 *	15245496 *	8659475 *	12980 *	8646495 *
15139	18770386 *	11999495 *	6770891 *	106706 *	6664185 *
15141	25083633241 <i>24212392388</i>	17126565039 <i>16478327664</i>	7957068202 <i>7734064724</i>	462644892 <i>457806290</i>	7494423310 <i>7276258434</i>
15142	1898254824 *	1266815059 *	631439765 *	496649 *	630943116 *
15143	2598195957 <i>2342848032</i>	2053499629 <i>1865988022</i>	544696328 <i>476860010</i>	3260413 <i>1878132</i>	541435915 <i>474981878</i>
15144	33929767015 <i>32284479026</i>	24411543158 <i>23194815728</i>	9518223857 <i>9089663298</i>	133181192 <i>62888533</i>	9385042665 <i>9026774765</i>
15145	8923029039 *	5651693850 *	3271335189 *	1045406 *	3270289783 *
15149	* *	* *	* *	* *	* *
151	91875106623 <i>87623963285</i>	64433609360 <i>61286465251</i>	27441497263 <i>26337498034</i>	674321517 <i>591140076</i>	26767175746 <i>25746357958</i>
15211	9438236991 <i>9140538662</i>	6437340653 <i>6198483712</i>	3000896338 <i>2942054950</i>	107704241 <i>106693828</i>	2893192097 <i>2835361122</i>
15212	389944140 <i>386917730</i>	360931749 <i>358806478</i>	29012391 <i>28111252</i>	974361 <i>974361</i>	28038030 <i>27136891</i>
15213	208418624 <i>192211999</i>	114407545 <i>104237889</i>	94011079 <i>87974110</i>	223545 <i>44116</i>	93787534 <i>87929994</i>
152	10036599755 <i>9719668391</i>	6912679947 <i>6661528079</i>	3123919808 <i>3058140312</i>	108902147 <i>107712305</i>	3015017661 <i>2950428007</i>
15311	1098515346 <i>39056604</i>	896296404 <i>34746552</i>	202218942 <i>4310052</i>	2139186 <i>20432</i>	200079756 <i>4289620</i>
15312	83726630 *	76060631 *	7665999 *	55135 *	7610864 *
15313	1284493524 <i>983936434</i>	1133927084 <i>868123392</i>	150566440 <i>115813042</i>	4295539 <i>3597636</i>	146270901 <i>112215406</i>
15314	379468558 <i>337534048</i>	263353651 <i>231549451</i>	116114907 <i>105984597</i>	3633989 <i>3138247</i>	112480918 <i>102846350</i>
15315	66965316 <i>62849573</i>	44477148 <i>42540146</i>	22488168 <i>20309427</i>	1284925 <i>1271425</i>	21203243 <i>19038002</i>
15316	19223961 *	15068897 *	4155064 *	13349 *	4141715 *
15317	* *	* *	* *	* *	* *
15318	23369744 *	8855570 *	14514174 *	57493 *	14456681 *
15321	10082024104 <i>10082024104</i>	9292084075 <i>9292084075</i>	789940029 <i>789940029</i>	4257979 <i>4257979</i>	785682050 <i>785682050</i>
15322	486613134 <i>318881468</i>	354166147 <i>212344233</i>	132446987 <i>106537235</i>	909732 <i>828134</i>	131537255 <i>105709101</i>
15323	1039244392 <i>748526523</i>	837223482 <i>617165821</i>	202020907 <i>131360702</i>	9414264 <i>6975087</i>	192606643 <i>124385615</i>
15324	19298045 *	14220048 *	5077997 *	244496 *	4833501 *
15329	55476024 *	46651136 *	8824888 *	90734 *	8734154 *
15331	11626753191 <i>10720503987</i>	9700591362 <i>9042175302</i>	1926161829 <i>1678328685</i>	20603709 <i>13823138</i>	1905558120 <i>1664505547</i>

Catatan : angka yang tercetak miring adalah perusahaan Industri Besar

Note : number in italic denote large establishments

Tabel : 8. Nilai tambah menurut kode industri, 2004
Table : 8. Value added by industrial code, 2004

Nilai : (ribu Rp)
Value : (thousand Rp)

Kode Industri Industrial Code	Nilai Output Value of gross output	Biaya input Input costs	Nilai tambah (harga pasar) Value added (at market prices)	Pajak tak langsung Indirect taxes	Nilai tambah (biaya faktor industri) Value added (at factor costs)
* tidak bisa dipublikasikan, tetapi tergabung dalam nilai kelompok KLUU lain * not available for publication, but included in ISIC group Values where applicable					
15332	3695657104 2873837909	2755907797 2024838996	939749307 848998913	9105695 7618960	930643612 841379953
153	29961276441 26179659509	25439217794 22368950724	4522058647 3810708785	56112635 41549648	4465946012 3769159137
15410	3285653651 2610663291	2302019459 1860867240	983634192 749796051	68279724 63399362	915354468 686396689
15421	8760979074 8760979074	4137760297 4137760297	4623218777 4623218777	75561251 75561251	4547657526 4547657526
15422	5926339 .	3351538 .	2574801 .	24284 .	2550517 .
15423	106530042 .	90044323 .	16485719 .	4679316 .	11806403 .
15424	248031393 .	100653901 .	147377492 .	1520005 .	145857487 .
15429	5381828 .	4309270 .	1072558 .	6430 .	1066128 .
15431	257108787 .	219419893 .	37688894 .	588532 .	37100362 .
15432	3472556623 3033914454	2829521985 2461910327	643034638 572004127	87506373 58004238	555528265 513999889
15440	4113478048 3632427420	3099121554 2759679050	1014356494 872748370	46299376 45302170	968057118 827446200
15491	3456389514 3146329899	2232251017 2050219069	1224138497 1096110830	65463662 61093703	1158674835 1035017127
15492	295562822 13338785	173839721 8370071	121723101 4968714	8235355 15644	113487746 4953070
15493	1897928906 1736574424	959255492 866068708	938673414 870505716	7360184 6546170	931313230 863959546
15494	222321614 .	145846669 .	76474945 .	438500 .	76036445 .
15495	485044089 417798309	349392103 300374167	135651986 117424142	38531545 37831766	97120441 79592376
15496	604234108 134022062	399580164 94350446	204653944 39671616	4135756 2589743	200518188 37081873
15497	4734287824 4585980935	2553835020 2462329879	2180452804 2123651056	14877643 14845970	2165575161 2108805086
15498	137996195 79012296	89771829 51809796	48224366 27202500	2317143 1730352	45907223 25472148
15499	3001616582 2733894257	2089217121 1915345689	912399461 818548568	8063750 6924524	904335711 811624044
154	35091027439 31286487435	21779191356 19279550034	13311836083 12006937401	433888829 379496051	12877947254 11627441350
15510	38562710 .	17637046 .	20925664 .	794592 .	20131072 .
15520	88617260 81260853	31242924 28659965	57374336 52600888	43245435 43069495	14128901 9531393
15530	162014454 161166116	136626747 136325084	25387707 24841032	395077 395077	24992630 24445955
15540	4093202083 3178057586	2048049648 1657023606	2045152435 1521033980	55275363 52930910	1989877072 1468103070
155	4382396507 3447611454	2233556365 1834869852	2148840142 1612741602	99710467 96438226	2049129675 1516303376
15	171346406765 158257390074	120798254822 111431363940	50548151943 46826026134	1372935595 1216336306	49175216348 45609689828
16001	1359930271 1242867421	898595145 821021556	461335126 421845865	13650340 12452369	447684786 409393496
16002	43722698028 43421284271	10131059070 10013471219	33591638958 33407813052	17697044859 17688238646	15894594099 15719574406
16003	2370730094 2326987112	829940254 814635124	1540789840 1512351988	28208891 20716036	1512580949 1491635952
16004	4141161177 3986341716	1388098270 1306591045	2753062907 2679750671	4373100 3726589	2748689807 2676024082
16009	143422937 22442351	109763520 15764945	33659417 6677406	57795 14428	33601622 6662978
160	51737942507 50999922871	13357456259 12971483889	38380486248 38028438982	17743334985 17725148068	20637151263 20303290914
16	51737942507	13357456259	38380486248	17743334985	20637151263

Tabel : 8. Nilai tambah menurut kode industri, 2004
Table : 8. Value added by industrial code, 2004

Nilai : (ribu Rp)
Value : (thousand Rp)

Kode Industri Industrial Code	Nilai Output Value of gross output	Biaya input Input costs	Nilai tambah (harga pasar) Value added (at market prices)	Pajak tak langsung Indirect taxes	Nilai tambah (biaya faktor industri) Value added (at factor costs)
	50999922871	12971483889	38028438982	17725148068	20303290914
Catatan : angka yang tercetak miring adalah perusahaan Industri Besar			Note : number in italic denote large establishments		
* tidak bisa dipublikasikan, tetapi tergabung dalam nilai kelompok KLUI lain			* not available for publication, but included in ISIC group Values where applicable		
17111	13011110589	9180343298	3830767291	40655456	3790111835
	12923216117	9111805311	3811410806	40538160	3770872646
17112	9741824884	6709401145	3032423739	75242296	2957181443
	9635629199	6627471851	3008157348	72688672	2935468676
17113	404579228	296025735	108553493	3349632	105203861
	355105945	255917782	99188163	1256676	97931487
17114	17960683269	11068333304	6892349965	86096564	6806253401
	17365230553	10708366327	6656864226	83919652	6572944574
17115	292683481	238511512	54171969	6870	54165099

17121	4685921923	3332034870	1353887053	22415866	1331471187
	4633979453	3295360793	1338618660	22295258	1316323402
17122	9009782015	5985978121	3023803894	46433456	2977370438
	8772451833	5833678310	2938773523	45393140	2893380383
17123	6621830505	4454556829	2167273676	8393270	2158880406
	6456137669	4328956700	2127180969	7943835	2119237134
17124	237533770	159576820	77956950	4141085	73815865
	116466678	78840287	37626391	3748702	33877689
171	61965949664	41424761634	20541188030	286734495	20254453535
	60540162646	40471299346	20068863300	277784095	19791079205
17211	3573468949	2390978042	1182490907	10690005	1171800902
	3393520087	2278116526	1115403561	10263913	1105139648
17212	106195607	84330528	21865079	1267432	20597647
	59788686	43894034	15894652	1211600	14683052
17213	33352745	22324919	11027826	13221	11014605

17214

17215	3203765	161118	3042647	400	3042247

17220	289972797	235310211	54662586	1270090	53392496
	276202854	223981717	52221137	1255563	50965574
17231	23608660	18194887	5413773	65705	5348068

17232	301002858	186164218	114838640	721996	114116644
	283445071	174896919	108548152	584502	107963650
17291	322121615	202632104	119489511	3088344	116401167
	255211180	159931426	95279754	2045991	93233763
17292	140205130	110619024	29586106	1522615	28063491
	125440579	99773238	25667341	1518440	24148901
17293	226501174	118772678	107728496	634202	107094294
	193044912	107784799	85260113	539509	84720604
17294	552495869	358019362	194476507	4631040	189845467
	537349695	348201011	189148684	4530446	184618238
17295
17299	35021701	18786779	16234922	543839	15691083
	19863760	10578322	9285438	20073	9265365
172	5622719931	3752213304	1870506627	24546110	1845960517
	5173155328	3461873799	1711281529	22065428	1689216101
17301	13226124597	10438918539	2787206058	8533420	2778672638
	12713738406	10036753420	2676984986	8027020	2668957966
17302	3789585732	2743986514	1045599218	9600691	1035998527
	3601894499	2626025670	975868829	8779731	967089098
17303	360457291	278651208	81806083	1399243	80406840
	319749694	248346294	71403400	1182123	70221277
17304	86849895	48352524	38497371	181914	38315457
	75050971	41573274	33477697	111739	33365958
173	17463017515	13509908785	3953108730	19715268	3933393462
	16710433570	12952698658	3757734912	18100613	3739634299
17400	61660369	45753802	15906567	69552	15837015

174	61660369	45753802	15906567	69552	15837015

17	85113347479	58732637525	26380709954	331065425	26049644529
	82431443690	56891101079	25540342611	317954136	25222388475

Tabel : 8. Nilai tambah menurut kode industri, 2004
Table : 8. Value added by industrial code, 2004

Kode Industri <i>Industrial Code</i>	Nilai Output <i>Value of gross output</i>	Biaya input <i>Input costs</i>	Nilai : (ribu Rp) <i>Value : (thousand Rp)</i>		
			Nilai tambah (harga pasar) <i>Value added (at market prices)</i>	Pajak tak langsung <i>Indirect taxes</i>	Nilai tambah (biaya faktor industri) <i>Value added (at factor costs)</i>
18101	28595600008 <i>27060458005</i>	16934839439 <i>16063061127</i>	11660760569 <i>10997396878</i>	84671589 <i>78228027</i>	11576088980 <i>10919168851</i>
Catatan : angka yang tercetak miring adalah perusahaan Industri Besar <i>* tidak bisa dipublikasikan, tetapi tergabung dalam nilai kelompok KLUI lain</i>			Note : number in italic denote large establishments <i>* not available for publication, but included in ISIC group Values where applicable</i>		
18102	431691179 <i>302764493</i>	295559943 <i>222226805</i>	136131236 <i>80537688</i>	785740 <i>465888</i>	135345496 <i>80071800</i>
18103	444077936 <i>436476252</i>	332096840 <i>326505402</i>	111981096 <i>109970850</i>	1263701 <i>1256797</i>	110717395 <i>108714053</i>
18104	563212463 <i>555219992</i>	352563573 <i>347644463</i>	210648890 <i>207575529</i>	1179801 <i>1172262</i>	209469089 <i>206403267</i>
181	30034581586 <i>28354918742</i>	17915059795 <i>16959437797</i>	12119521791 <i>11395480945</i>	87900831 <i>81122974</i>	12031620960 <i>11314357971</i>
18202	140427392 .	104266397 .	36160995 .	61600 .	36099395 .
182	140427392 .	104266397 .	36160995 .	61600 .	36099395 .
18	30175008978 <i>28491400459</i>	18019326192 <i>17061574554</i>	12155682786 <i>11429825905</i>	87962431 <i>81122974</i>	12067720355 <i>11348702931</i>
19111	114588447 .	98509796 .	16078651 .	93125 .	15985526 .
19112	1889884873 <i>1656570547</i>	980467412 <i>808420267</i>	909417461 <i>848150280</i>	7187030 <i>6348728</i>	902230431 <i>841801552</i>
19113
19121	572764957 <i>483668230</i>	343736243 <i>292674867</i>	229028714 <i>190993363</i>	3618487 <i>2547530</i>	225410227 <i>188445833</i>
19122
19129	76592485 <i>70815718</i>	56325414 <i>52969303</i>	20267071 <i>17846415</i>	107811 <i>102392</i>	20159260 <i>17744023</i>
191	2668716900 <i>2250037884</i>	1486613011 <i>1183560386</i>	1182103889 <i>1066477498</i>	11047606 <i>9011948</i>	1171056283 <i>1057465550</i>
19201	2829726004 <i>2501873866</i>	1854563184 <i>1647409892</i>	975162820 <i>854463974</i>	17729345 <i>10070275</i>	957433475 <i>844393699</i>
19202	12952119498 <i>12915386939</i>	8423566689 <i>8400472718</i>	4528552809 <i>4514914221</i>	19327280 <i>19277012</i>	4509225529 <i>4495637209</i>
19203	178576939 <i>177696939</i>	129817095 <i>129356763</i>	48759844 <i>48340176</i>	5720453 <i>5718237</i>	43039391 <i>42621939</i>
19209	580316461 <i>552510189</i>	335108610 <i>318343239</i>	245207851 <i>234166950</i>	7628624 <i>7401854</i>	237579227 <i>226765096</i>
192	16540738902 <i>16147467933</i>	10743055578 <i>10495582612</i>	5797683324 <i>5651885321</i>	50405702 <i>42467378</i>	5747277622 <i>5609417943</i>
19	19209455802 <i>18397505817</i>	12229668589 <i>11679142998</i>	6979787213 <i>6718362819</i>	61453308 <i>51479326</i>	6918333905 <i>6666883493</i>
20101	3246395324 <i>2768417214</i>	2563789796 <i>2191314236</i>	682605528 <i>577102978</i>	5260991 <i>2017573</i>	677344537 <i>575085405</i>
20102	830741855 <i>522124792</i>	574514689 <i>354198842</i>	256227166 <i>167925950</i>	2791229 <i>1574226</i>	253435937 <i>166351724</i>
20103	37524905 <i>28219519</i>	27898153 <i>21052930</i>	9626752 <i>7166589</i>	175647 <i>93124</i>	9451105 <i>7073465</i>
20104	176603802 <i>107846235</i>	127688771 <i>83606955</i>	48915031 <i>24239280</i>	960240 <i>523742</i>	47954791 <i>23715538</i>
201	4291265886 <i>3426607760</i>	3293891409 <i>2650172963</i>	997374477 <i>776434797</i>	9188107 <i>4208665</i>	988186370 <i>772226132</i>
20211	10652911294 <i>10622892562</i>	5965805406 <i>5947556937</i>	4687105888 <i>4675335625</i>	19267308 <i>19217487</i>	4667838580 <i>4656118138</i>
20212	16971732572 <i>16933285318</i>	9543745051 <i>9517540734</i>	7427987521 <i>7415744584</i>	25028012 <i>24950474</i>	7402959509 <i>7390794110</i>
20213	2668131583 <i>2558136462</i>	1751529087 <i>1681464819</i>	916602496 <i>876671643</i>	19888915 <i>18891523</i>	896713581 <i>857780120</i>
20214	48042839 .	27458347 .	20584492 .	6184051 .	14400441 .
20220	7800892396 <i>7018076037</i>	5016949073 <i>4539403318</i>	2783943323 <i>2478672719</i>	16447443 <i>12599029</i>	2767495880 <i>2466073690</i>
20230	66136800	46124392	20012408	150786	19861622

Tabel : 8. Nilai tambah menurut kode industri, 2004
Table : 8. Value added by industrial code, 2004

Nilai : (ribu Rp)
Value : (thousand Rp)

Kode Industri Industrial Code	Nilai Output Value of gross output	Biaya input Input costs	Nilai tambah (harga pasar) Value added (at market prices)	Pajak tak langsung Indirect taxes	Nilai tambah (biaya faktor industri) Value added (at factor costs)
20291	1040941872 986238274	714119277 683477331	326822595 302760943	647944 223366	326174651 302537577
Catatan : angka yang tercetak miring adalah perusahaan Industri Besar <i>Note : number in italic denote large establishments</i>					
<i>* tidak bisa dipublikasikan, tetapi tergabung dalam nilai kelompok KLUI lain</i>			<i>* not available for publication, but included in ISIC group Values where applicable</i>		
20292	75985866 69048929	50899870 46839360	25085996 22209569	1258074 1243833	23827922 20965736
20293	342165184 289788060	190601926 164099597	151563258 125688463	1437596 1303503	150125662 124384960
20294	194696322 169054514	106788038 93242472	87908284 75812042	1790599 308096	86117685 75503946
20299	101185394 81058724	55650410 44661296	45534984 36397428	380079 308295	45154905 36089133
202	39962822122 38756380087	23469670877 22731896118	16493151245 16024483969	92480807 85229657	16400670438 15939254312
20	44254088008 42182987847	26763562286 25382069081	17490525722 16800918766	101668914 89438322	17388856808 16711480444
21011	17654718488 17600342878	10095098239 10074400714	7559620249 7525942164	126656015 126653315	7432964234 7399288849
21012	13907419105 13651055957	8240762698 8064783182	5666656407 5586272775	32565019 32299712	5634091388 5553973063
21013	2473508283 2473508283	1512038286 1512038286	961469997 961469997	231527609 231527609	729942388 729942388
21014	7948718513 7905637192	2546680182 2519575159	5402038331 5386062033	36011145 2820392	5366027186 5383241641
21015	2776613051 2716005983	1927209031 1887253943	849404020 828752040	43065080 42937199	806338940 785814841
21016	2560372174 2417483480	1797738320 1696086930	762633854 721396550	4054858 3525806	758578996 717870744
21019	1799842418 1618703962	1209571976 1099779850	590270442 518924112	1057870 513572	589212572 518410540
21020	6555329184 6030252678	4568918526 4229885276	1986410658 1800367402	37531314 33111388	1948879344 1767256014
21090	805906622 673670566	570958434 472525974	234948188 201144592	14898350 14799552	220049838 186345040
210	56482427838 55086660979	32468975692 31556329314	24013452146 23530331665	527367260 488188545	23486084886 23042143120
21	56482427838 55086660979	32468975692 31556329314	24013452146 23530331665	527367260 488188545	23486084886 23042143120
22110	4942852312 4170227462	2998187602 2523448660	1944664710 1646778802	55991799 52733863	1888672911 1594044939
22120	3221752382 2884460230	1521285139 1347668683	1700467243 1536791547	22580875 18567731	1677886368 1518223816
22130	27726022 *	14530655 *	13195367 *	55740 *	13139627 *
22190	2869083996 1968084549	1772335684 1223612905	1096748312 744471644	9153768 5481535	1087594544 738990109
221	11061414712 9037132241	6306339080 5102776248	4755075632 3934355993	87782182 76788829	4667293450 3857567164
22210	1065246972 906445032	720830966 632715990	344416006 273729042	4880854 3617789	339535152 270111253
22220	21525235 *	7183680 *	14341555 *	99485 *	14242070 *
222	1086772207 909308092	728014646 632898101	358757561 276409991	4980339 3617789	353777222 272792202
22301	*	*	*	*	*
22302	*	*	*	*	*
223	4948147	2977017	1971130	154597	1816533
22	12153135066 9946440333	7037330743 5735674349	5115804323 4210765984	92917118 80406618	5022887205 4130359366
23100	70589098 *	32675158 *	37913940 *	190437 *	37723503 *

Tabel : 8. Nilai tambah menurut kode industri, 2004
Table : 8. Value added by industrial code, 2004

Nilai : (ribu Rp)
Value : (thousand Rp)

Kode Industri Industrial Code	Nilai Output Value of gross output	Biaya input Input costs	Nilai tambah (harga pasar) Value added (at market prices)	Pajak tak langsung Indirect taxes	Nilai tambah (biaya faktor industri) Value added (at factor costs)
231	70589098	32675158	37913940	190437	37723503
23201	70711422	28382635	42328787	57844	42270943
Catatan : angka yang tercetak miring adalah perusahaan Industri Besar					
* tidak bisa dipublikasikan, tetapi tergabung dalam nilai kelompok KLUU lain			Note : number in italic denote large establishments		
23202	563791085	446094966	117696119	93396910	24299209
23203	222636119 85167006	134361569 51109676	88274550 34057330	4033296 1288091	84241254 32769239
23204	477437410	403853540	73583870	1033373	72550497
23205
232	1349949096 775686903	1019895871 608414148	330053225 167272755	99234749 94925795	230818476 72346960
23	1420538194 807541192	1052571029 623159257	367967165 184381935	99425186 94930022	268541979 89451913
24111	420084601 386968180	309007676 282593533	111076925 104374647	3245560 3244060	107831365 101130587
24112	11874835418 8948544113	8795902772 6459755780	3078932646 2488788333	154895627 150635104	2924037019 2338153229
24113	691096547	52969018	161127529	162677	160964852
24114	1564283090 1058468351	1085565376 708449277	478717714 350019074	39925413 18198387	438792301 331820687
24115	361996250 126470154	182966808 72088616	179029442 54381538	1282632 704525	177746810 53677013
24116	1351841828 1035180624	986531838 772890924	365309990 262289700	7021443 1849334	358288547 260440366
24117	4755914163 4714473136	3011429428 2972708536	1744484735 1741764600	285778 283598	1744198957 1741481002
24118	4754290632 2704507512	2815189403 1469588026	1939101229 1234919486	23377287 7444631	1915723942 1227474855
24119	5695786122 5127117204	3327954176 2978507199	2367831946 2148610005	60628969 45111299	2307202977 2103498706
24121	38667567	26153692	12513875	1101225	11412650
24122	4797622111 4130631251	3508526747 2885664518	1289095364 1244966733	398428147 398413198	890667217 846553535
24123	4219763566 4005423727	3303000036 3122113891	916763530 883309836	197341050 196609805	719422480 686700031
24131	9969729779 7418881743	5533177024 4335350126	4436552755 3083531617	39212890 4173483	4397339865 3079358134
24132	29121715	12850016	16271699	22900	16248799
241	50525033389 40199480043	33428224010 26463280627	17096809379 13736199416	926931598 826673924	16169877781 12909525492
24211	2096618483 1843037490	1001958375 804753921	1094660108 1038283569	1412413 1404413	1093247695 1036879156
24212	2735437549 2320882554	1774905477 1463182936	960532072 857699618	62716955 60997540	897815117 796702078
24213	2603115	1040804	1562311	21300	1541011
24220	2981019661 2266003697	2146054783 1631227176	834964878 634776521	21689230 18615533	813275648 616160988
24231	6239729199 5937599811	5005441247 4749045786	1234287952 1188554025	35329590 35221392	1198958362 1153332633
24232	10560247206 9837314784	4200432243 3914528394	6359814963 5922786390	221262840 219027635	6138552123 5703758755
24233
24234	1486240977 718675786	610668294 304074103	875572683 414601683	22842316 22032093	852730367 392569590
24241	4228837003 4034863624	2981520212 2869047801	1247316791 1165815823	5667210 5010837	1241649581 1160804986
24242	2749970173 2528557203	1391343758 1282416151	1358626415 1246141052	39591832 39129117	1319034583 1207011935
24291	2428375103 1717727700	1761877552 1237081419	666497551 480646281	21673259 14779897	644824292 465866384
24292	589191942 588286308	159348690 158978281	429843252 429308027	19250 14750	429824002 429293277

Tabel : 8. **Nilai tambah menurut kode industri, 2004**
Table : 8. *Value added by industrial code, 2004*

Nilai : (ribu Rp)
 Value : (thousand Rp)

Kode Industri <i>Industrial Code</i>	Nilai Output <i>Value of gross output</i>	Biaya input <i>Input costs</i>	Nilai tambah (harga pasar) <i>Value added (at market prices)</i>	Pajak tak langsung <i>Indirect taxes</i>	Nilai tambah (biaya faktor industri) <i>Value added (at factor costs)</i>
24293	361156522	224590996	136565526	21339571	115225955
	<i>257954258</i>	<i>160413007</i>	<i>97541251</i>	<i>6762906</i>	<i>90778345</i>
24294	948102579	629468213	318634366	2176798	316457568
	<i>683996644</i>	<i>441847613</i>	<i>242149031</i>	<i>1014073</i>	<i>241134958</i>

Catatan : angka yang tercetak miring adalah perusahaan Industri Besar

Note : number in italic denote large establishments

* tidak bisa dipublikasikan, tetapi tergabung dalam nilai kelompok KLUI lain

* not available for publication, but included in ISIC group Values where applicable

<http://www.bps.go.id>

Tabel : 8. Nilai tambah menurut kode industri, 2004
Table : 8. Value added by industrial code, 2004

Kode Industri <i>Industrial Code</i>	Nilai Output <i>Value of gross output</i>	Biaya input <i>Input costs</i>	Nilai tambah		Pajak tak langsung <i>Indirect taxes</i>	Nilai tambah (biaya faktor industri) <i>Value added (at factor costs)</i>
			(harga pasar) <i>Value added (at market prices)</i>			
24295	381498222 381280522	229183744 229090653	152314478 152189869	78087 73777	152236391 152116092	
24299	2068583793 1766277323	1461387779 1266409984	607196014 499867339	107046820 4639032	500149194 495228307	
242	39862585206 34887431383	23580775618 20513650676	16281809588 14373780707	563231584 429087108	15718578004 13944693599	
24301	619260499 566979264	566511196 518198976	52749303 48780288	6504388 6313896	46244915 42466392	
24302	1821227304 1807983184	1210235044 1204210371	610992260 603772813	11735477 11729277	599256783 592043536	
243	2440487803 2374962448	1776746240 1722409347	663741563 652553101	18239865 18043173	645501698 634509928	
24	92828106398 77461873874	58785745868 48699340650	34042360530 28762533224	1508403047 1273804205	32533957483 27488729019	
25111	8733050204 8661325874	6250466078 6201307675	2482584126 2460018199	23611953 23458666	2458972173 2436559533	
25112	175284614 109575422	104180468 60521870	71104146 49053552	3043779 1841714	68060367 47211838	
25121	1027272435 952383326	536633042 481614542	490639393 470768784	8713273 7661791	481926120 463106993	
25122	648459712 553333591	373159310 298061110	275300402 255272481	64629849 64307074	210670553 190965407	
25123	23555002125 23083291114	18193197985 17866150028	5361804140 5217141086	32568662 28456394	5329235478 5188684692	
25191	892453311 853698801	547030657 522919640	345422654 330779161	18208936 18047187	327213718 312731974	
25192	1473539867 1349440027	980371057 897329345	493168810 452110682	1857088 1395554	491311722 450715128	
25199	2197523169 2050983210	1521092939 1418701025	676430230 632282185	12448486 11681815	663981744 620600370	
251	38702585437 37614031365	28506131536 27746605235	10196453901 9867426130	165082026 156850195	10031371875 9710575935	
25201	2402268670 2161596927	1629437639 1440051960	772831031 721544967	9279122 9165988	763551909 712378979	
25202	6366930809 5934655674	4355252156 4074054131	2011678653 1860601543	33529386 32818337	1978149267 1827783206	
25203	428347635 373814190	250184517 220429703	178163118 153384487	140780 43835	178022338 153340652	
25204	2857596384 2469303814	1580994456 1353638944	1276601928 1115664870	161658052 159484686	1114943876 956180184	
25205	9199592074 8089540539	6129343793 5360836860	3070248281 2728703679	60015932 55879523	3010232349 2672824156	
25206	5481873999 5307219795	1668953214 1591012194	3812920785 3716207601	85770740 85506275	3727150045 3630701326	
25209	2452929331 1934380972	1524586286 1197377828	928343045 737003144	18771832 15017361	909571213 721985783	
252	29189538902 26270511911	17138752061 15237401620	12050786841 11033110291	369165844 357916005	11681620997 10675194286	
25	67892124339 63884543276	45644883597 42984006855	22247240742 20900536421	534248780 514766200	21712992872 20385770221	
26111	5331168534 5076298374	4168795383 3970538410	1162373151 1105759964	1950102 1800102	1160423049 1103959862	
26112	1582888616 1548803145	1187311225 1168086087	395577391 380717058	1438223 1370827	394139168 379346231	
26121	1231541647 1222841538	612909578 609060244	618632119 613781294	11452996 11381524	607179123 602399770	
26122	100781348 *	23319833 *	77461515 *	320975 *	77140540 *	
26123	* *	* *	* *	* *	* *	
26124	705108651 702812651	274221794 272688289	430886857 430124362	17077331 17057831	413809526 413066531	
26129	325153464 97462228	216503633 45149886	108649831 52312342	76134 23531	108573697 52288811	

Catatan : angka yang tercetak miring adalah perusahaan Industri Besar

Note : number in italic denote large establishments

Tabel : 8. **Nilai tambah menurut kode industri, 2004**
Table : 8. *Value added by industrial code, 2004*

Nilai : (ribu Rp)
 Value : (thousand Rp)

Kode Industri <i>Industrial Code</i>	Nilai Output <i>Value of gross output</i>	Biaya input <i>Input costs</i>	Nilai tambah (harga pasar) <i>Value added (at market prices)</i>	Pajak tak langsung <i>Indirect taxes</i>	Nilai tambah (biaya faktor industri) <i>Value added (at factor costs)</i>
---	--	-----------------------------------	--	---	---

* tidak bisa dipublikasikan, tetapi tergabung dalam nilai kelompok KLUI lain

* not available for publication, but included in ISIC group Values where applicable

<http://www.bps.go.id>

Tabel : 8. Nilai tambah menurut kode industri, 2004
Table : 8. Value added by industrial code, 2004

Kode Industri <i>Industrial Code</i>	Nilai Output <i>Value of gross output</i>	Biaya input <i>Input costs</i>	Nilai tambah		Pajak tak langsung <i>Indirect taxes</i>	Nilai tambah (biaya faktor industri) <i>Value added (at factor costs)</i>
			(harga pasar) <i>Value added (at market prices)</i>			
261	9278592260 <i>8739636626</i>	648393279 <i>6087096992</i>	2794658981 <i>2652539634</i>		32315761 <i>31635815</i>	2762343220 <i>2620903819</i>
26201	527484416 <i>512683276</i>	312131148 <i>304601361</i>	215353268 <i>208081915</i>		7832078 <i>7719757</i>	207521190 <i>200362158</i>
26202	2278469163 <i>2247968778</i>	1225594057 <i>1211428860</i>	1052875106 <i>1036539918</i>		14338574 <i>14030090</i>	1038536532 <i>1022509828</i>
26203	6811094 <i>*</i>	1513851 <i>*</i>	5297243 <i>*</i>		42379 <i>*</i>	5254864 <i>*</i>
26209	<i>*</i>	<i>*</i>	<i>*</i>		<i>*</i>	<i>*</i>
262	2819944975 <i>2774337600</i>	1541314768 <i>1519551805</i>	1278630207 <i>1254785795</i>		22213781 <i>21781476</i>	1256416426 <i>1233004319</i>
26311	170885294 <i>125973704</i>	125192196 <i>95077858</i>	45693098 <i>30895846</i>		8251165 <i>7761574</i>	37441933 <i>23134272</i>
26319	<i>*</i>	<i>*</i>	<i>*</i>		<i>*</i>	<i>*</i>
26321	213995834 <i>193516684</i>	94878530 <i>86364498</i>	119117304 <i>107152186</i>		2222600 <i>2172207</i>	116894704 <i>104979979</i>
26322	88123109 <i>49554936</i>	26129036 <i>10878928</i>	61994073 <i>38676008</i>		173511 <i>7220</i>	61820562 <i>38668788</i>
26323	309603104 <i>154882316</i>	164990241 <i>84149672</i>	144612863 <i>70732644</i>		5978834 <i>5233045</i>	138634029 <i>65499599</i>
26324	92489353 <i>*</i>	67938187 <i>*</i>	24551166 <i>*</i>		130257 <i>*</i>	24420909 <i>*</i>
26329	<i>*</i>	<i>*</i>	<i>*</i>		<i>*</i>	<i>*</i>
263	877855859 <i>609702193</i>	480121484 <i>339910466</i>	397734375 <i>269791727</i>		16756392 <i>15300678</i>	380977983 <i>254491049</i>
26411	19587830647 <i>19556268200</i>	9058814571 <i>9040236660</i>	10529016076 <i>10516031540</i>		170128409 <i>170122809</i>	10358887667 <i>10345908731</i>
26412	116099199 <i>46435339</i>	80639410 <i>38715222</i>	35459789 <i>7720117</i>		2497631 <i>1759585</i>	32962158 <i>5960532</i>
26413	39662658 <i>35881812</i>	26854988 <i>23892829</i>	12807670 <i>11988983</i>		111412 <i>103116</i>	12696258 <i>11885867</i>
26421	4936648 <i>12583617</i>	566151 <i>5311054</i>	4370497 <i>7272563</i>		0 <i>797053</i>	4370497 <i>6475510</i>
26422	5705641 <i>2019936534</i>	1790971 <i>1275586856</i>	3914670 <i>744349678</i>		643417 <i>12719643</i>	3271253 <i>731630035</i>
26423	1460042525 <i>*</i>	924326245 <i>*</i>	535716280 <i>*</i>		7986350 <i>*</i>	52729930 <i>*</i>
26429	<i>*</i>	<i>*</i>	<i>*</i>		<i>*</i>	<i>*</i>
264	21783133499 <i>21104333517</i>	10448618698 <i>10028961927</i>	11334514801 <i>11075371590</i>		186254148 <i>180615277</i>	11148260653 <i>10894756313</i>
26501	1624176 <i>903549818</i>	686339 <i>450882950</i>	937837 <i>452668688</i>		787 <i>5164035</i>	937050 <i>447502833</i>
26502	645823721 <i>291283528</i>	351830280 <i>160000529</i>	293993441 <i>131282999</i>		4322888 <i>6992678</i>	289670553 <i>124290321</i>
26503	88768893 <i>25816708</i>	49025628 <i>12798703</i>	39743265 <i>13018005</i>		2274926 <i>119720</i>	37468339 <i>12898285</i>
26509	<i>*</i>	<i>*</i>	<i>*</i>		<i>*</i>	<i>*</i>
265	1222274230 <i>743946078</i>	624368521 <i>404651100</i>	597905709 <i>339294978</i>		12277220 <i>6597814</i>	585628489 <i>332697164</i>
26601	293505548 <i>279676135</i>	221849871 <i>212342052</i>	71655677 <i>67334083</i>		1244286 <i>1229292</i>	70411391 <i>66104791</i>
26609	5284893 <i>298790441</i>	2812486 <i>224662357</i>	2472407 <i>74128084</i>		21357 <i>1265643</i>	2451050 <i>72862441</i>
266	279676135 <i>323629612</i>	212342052 <i>163704957</i>	67334083 <i>159924655</i>		1229292 <i>2068267</i>	66104791 <i>157856388</i>
26900	257922455 <i>323629612</i>	136897509 <i>163704957</i>	121024946 <i>159924655</i>		1710536 <i>2068267</i>	119314410 <i>157856388</i>
269	257922455 <i>36604220876</i>	136897509 <i>19966724064</i>	121024946 <i>16637496812</i>		1710536 <i>273151212</i>	119314410 <i>16364345600</i>
26	34509554604 <i>6003420308</i>	18729411851 <i>5139367235</i>	15780142753 <i>864053073</i>		258870888 <i>2397769</i>	15521271865 <i>861655304</i>
27101	5865867303 <i>*</i>	5025453132 <i>*</i>	840414171 <i>*</i>		1855540 <i>*</i>	838558631 <i>*</i>

Catatan : angka yang teretak miring adalah perusahaan Industri Besar

Note : number in italic denote large establishments

Tabel : 8. Nilai tambah menurut kode industri, 2004
Table : 8. Value added by industrial code, 2004

Nilai : (ribu Rp)
Value : (thousand Rp)

Kode Industri Industrial Code	Nilai Output Value of gross output	Biaya input Input costs	Nilai tambah (harga pasar) Value added (at market prices)	Pajak tak langsung Indirect taxes	Nilai tambah (biaya faktor industri) Value added (at factor costs)
* tidak bisa dipublikasikan, tetapi tergabung dalam nilai kelompok KLUI lain			* not available for publication, but included in ISIC group Values where applicable		
27102	28073904413 26693046373	24345514967 23336839222	3728389446 3356207151	1067333000 1064883259	2661056446 2291323892
27103	10832529608 10072397414	7641932799 7264889410	3190596809 2807508004	90017190 8996557	3100579619 2717511447
271	44909854329 42631311090	37126815001 35627181764	7783039328 7004129326	1159747959 1156735356	6623291369 5847393970
27201	5119007214 4676386118	2929841997 2638196411	2189165217 2038189707	9503040 5489535	2179662177 2032700172
27202	4162288940 3724737375	2708148286 2393085770	1454140654 1331651605	17194620 10743298	1436946034 1320908307
27203	555236325 553386325	469995806 468545306	85240519 84841019	679283 678283	84561236 84162736
27204	587593983 533329257	400984682 372945352	186609301 160383905	2726432 2311828	183882869 158072077
272	10424126462 9487839075	6508970771 5872772839	3915155691 3615066236	30103375 19222944	3885052316 3595843292
27310	6871708687 6781698653	5673820494 5623945904	1197888193 1157752749	9493985 9323049	1188394208 1148429700
27320	22455114 12352906	16491592 9072280	5963522 3280626	546698 439771	5416824 2840855
273	6894163801 6794051559	5690312086 5633018184	1203851715 1161033375	10040683 9762820	1193811032 1151270555
27	62228144592 58913201724	49326097858 47132972787	12902046734 11780228937	1199892017 1185721120	11702154717 10594507817
28111	1014918090 610317174	648184188 392825520	366733902 217491654	1598242 674848	365135660 216816806
28112	944500515 825692961	619156815 537574949	325343700 288118012	4665956 218603	320677744 287899409
28113	1052364538 731757051	537680287 326406691	514684251 405350360	11508612 10490458	503175639 394859902
28119	3924374739 3425089929	2347587657 2050433028	1576787082 1374656901	509959 503469	1576277123 1374153432
28120	757987285 683479296	354726059 312698076	403261226 370781220	7046370 6302904	396214856 364478316
281	7694145167 6276336411	4507335006 3619938264	3186810161 2656398147	25329139 18190282	3161481022 2638207865
28910	1043352423 513927761	938999343 452030338	104353080 61897423	8160827 121925	96192253 61775498
28920	620618908 450122507	416430618 304554262	204188290 145568245	2346266 1306093	201842024 144262152
28931	15292186 277399770	11983821 198438798	3308365 78960972	94010 13514758	3214355 65446214
28932	243184442 1094471402	177227510 665851100	65956932 428620302	13273125 12680770	52683807 415939532
28933	1042452249 1482983929	628603406 730584625	413848843 752399304	12399126 2334406	401449717 750064898
28939	1396587171 861976370	680159251 509786098	716427920 352190272	1076548 10003661	715351372 342186611
28991	694172941 832913070	403540006 491732520	290632935 341180550	8992641 12607987	281640294 328572563
28992	759316744 1513044444	445776136 1031570408	313540608 481474036	11656009 18808906	301884599 462665130
28993	1241946774 2985338853	848293463 2331884951	393653311 653448902	14009730 37859754	379643581 615589148
28994	2737528631 3927773009	2174182956 2952376811	563345675 975396198	35968263 20723724	527377412 954672474
28995	3565556944 .	2697327000 .	868229944 .	6026881 .	862203063 .
28996
28997	26057095 19297614	20757013 15833414	5300082 3464200	231604 211342	5068478 3252858
28999	369194830 247433310	185064524 111278747	184130306 136154563	6452118 3187369	177678188 132967194
289	19676021014 17537136813	13866536117 12319881976	5809484897 5217254837	145860732 108270993	5663624165 5108983844

Catatan : angka yang tercetak miring adalah perusahaan Industri Besar

Note : number in italic denote large establishments

Tabel : 8. **Nilai tambah menurut kode industri, 2004**
Table : 8. *Value added by industrial code, 2004*

Nilai : (ribu Rp)
 Value : (thousand Rp)

Kode Industri <i>Industrial Code</i>	Nilai Output <i>Value of gross output</i>	Biaya input <i>Input costs</i>	Nilai tambah (harga pasar) <i>Value added (at market prices)</i>	Pajak tak langsung <i>Indirect taxes</i>	Nilai tambah (biaya faktor industri) <i>Value added (at factor costs)</i>
---	--	-----------------------------------	--	---	---

* tidak bisa dipublikasikan, tetapi tergabung dalam nilai kelompok KLUI lain

* not available for publication, but included in ISIC group Values where applicable

<http://www.bps.go.id>

Tabel : 8. Nilai tambah menurut kode industri, 2004
Table : 8. Value added by industrial code, 2004

Nilai : (ribu Rp)
Value : (thousand Rp)

Kode Industri <i>Industrial Code</i>	Nilai Output <i>Value of gross output</i>	Biaya input <i>Input costs</i>	Nilai tambah (harga pasar) <i>Value added (at market prices)</i>	Pajak tak langsung <i>Indirect taxes</i>	Nilai tambah (biaya faktor industri) <i>Value added (at factor costs)</i>
28	27370166181 <i>23813473224</i>	18373871123 <i>15939820240</i>	8996295058 <i>7873652984</i>	171189871 <i>126461275</i>	8825105187 <i>7747191709</i>
29111	6261219	3672534	2588685	826993	1761692
29112	661369585 <i>632787890</i>	562898726 <i>538663070</i>	98470859 <i>94124820</i>	29057320 <i>28457150</i>	69413539 <i>65667670</i>
29113	533493835 <i>507303002</i>	218417031 <i>205468075</i>	315076804 <i>301834927</i>	32349545 <i>32057412</i>	282727259 <i>269777515</i>
29114	43206808 <i>12443238</i>	19607823 <i>5127408</i>	23598985 <i>7315830</i>	94402 <i>22966</i>	23504583 <i>7292864</i>
29120	542898244 <i>470705058</i>	272063858 <i>236811453</i>	270834386 <i>233893605</i>	5096016 <i>4766579</i>	265738370 <i>229127026</i>
29130	887352614 <i>775161364</i>	476515298 <i>416295844</i>	410837316 <i>358865520</i>	16935577 <i>14919664</i>	393901739 <i>343945856</i>
29141	202136234 *	96963044 *	105173190 *	93763 *	105079427 *
29142	8562130	4740026	3822104	355446	3466658
29150	1652445738 <i>1515465563</i>	845346906 <i>802252332</i>	807098832 <i>713213231</i>	12116991 <i>11949509</i>	794981841 <i>701263722</i>
29191	152642606 <i>99528616</i>	90604805 <i>55957043</i>	62037801 <i>43571573</i>	2567150 <i>1125631</i>	59470651 <i>42445942</i>
29192	12213429	5886136	6327293	41721	6285572
29193	186181092 <i>111004487</i>	94173670 <i>52694238</i>	92007422 <i>58310249</i>	1280371 <i>320540</i>	90727051 <i>57989709</i>
29199	148948118 *	80464231 *	68483887 *	115129 *	68368758 *
291	5037711652 <i>4444010768</i>	2771354088 <i>2468040013</i>	2266357564 <i>1975970755</i>	100930424 <i>93794275</i>	2165427140 <i>1882176480</i>
29211	799748799 <i>743933600</i>	631784229 <i>590739507</i>	167964570 <i>153194093</i>	13038460 <i>11696811</i>	154926110 <i>141497282</i>
29212	*	*	*	*	*
29221	222069066 <i>183615412</i>	65482900 <i>56958896</i>	156586166 <i>126656516</i>	3027180 <i>1278575</i>	153558986 <i>125377941</i>
29222	*	*	*	*	*
29223	162719316 <i>126966478</i>	71782459 <i>57471888</i>	90936857 <i>69494590</i>	406186 <i>25664</i>	90530671 <i>69468926</i>
29224	63196638 *	1975964 *	61220674 *	47568 *	61173106 *
29240	723589422 <i>656876552</i>	648790295 <i>606475509</i>	74799127 <i>50401043</i>	2461944 <i>17454</i>	72337183 <i>50383589</i>
29250	15411850 *	9293147 *	6118703 *	907231 *	5211472 *
29261	4687557	2996024	1691533	10210	1681323
29263	121799075 *	86276101 *	35522974 *	484546 *	35038428 *
29270	486933861 *	221767431 *	265166430 *	6010 *	265160420 *
29291	47107636 <i>29489828</i>	27806374 <i>18675298</i>	19301262 <i>10814530</i>	422495 <i>415680</i>	18878767 <i>10398850</i>
29292	*	*	*	*	*
29299	99460689 <i>79336844</i>	40953091 <i>32583127</i>	58507598 <i>46753717</i>	8614066 <i>8414932</i>	49893532 <i>38338785</i>
292	2766158184 <i>2404741954</i>	1816966436 <i>1612232754</i>	949191748 <i>792509200</i>	30761167 <i>22997585</i>	918430581 <i>769511615</i>
29301	*	*	*	*	*
29302	4867013872 <i>4643511744</i>	3824462341 <i>3645743613</i>	1042551531 <i>997768131</i>	8746845 <i>8671350</i>	1033804686 <i>989096781</i>
29309	1449358365 <i>1428537722</i>	308307899 <i>303615289</i>	1141050466 <i>1124922433</i>	14119290 <i>13814209</i>	1126931176 <i>1111108224</i>
293	6345700767 <i>6101377996</i>	4152892617 <i>3969481279</i>	2192808150 <i>2131896717</i>	22866135 <i>22485559</i>	2169942015 <i>2109411158</i>
29	14149570603 <i>12950130718</i>	8741213141 <i>8049754046</i>	5408357462 <i>4900376672</i>	154557726 <i>139277419</i>	5253799736 <i>4761099253</i>
30001	*	*	*	*	*

Catatan : angka yang tercetak miring adalah perusahaan Industri Besar

Note : number in italic denote large establishments

Tabel : 8. **Nilai tambah menurut kode industri, 2004**
Table : 8. *Value added by industrial code, 2004*

Nilai : (ribu Rp)
 Value : (thousand Rp)

Kode Industri <i>Industrial Code</i>	Nilai Output <i>Value of gross output</i>	Biaya input <i>Input costs</i>	Nilai tambah (harga pasar) <i>Value added (at market prices)</i>	Pajak tak langsung <i>Indirect taxes</i>	Nilai tambah (biaya faktor industri) <i>Value added (at factor costs)</i>
---	--	-----------------------------------	--	---	---

* tidak bisa dipublikasikan, tetapi tergabung dalam nilai kelompok KLUI lain

* not available for publication, but included in ISIC group Values where applicable

<http://www.bps.go.id>

Tabel : 8. Nilai tambah menurut kode industri, 2004
Table : 8. Value added by industrial code, 2004

Nilai : (ribu Rp)
Value : (thousand Rp)

Kode Industri <i>Industrial Code</i>	Nilai Output <i>Value of gross output</i>	Biaya input <i>Input costs</i>	Nilai tambah (harga pasar) <i>Value added (at market prices)</i>	Pajak tak langsung <i>Indirect taxes</i>	Nilai tambah (biaya faktor industri) <i>Value added (at factor costs)</i>
30003	17619192 *	5516835 *	12102357 *	49735 *	12052622 *
30004	*	*	*	*	*
300	84978335 *	28268257 *	56710078 *	49735 *	56660343 *
30	84978335 *	28268257 *	56710078 *	49735 *	56660343 *
31101	359757125 293362276	222620345 167750018	137136780 125612258	2822973 1372975	134313807 124239283
31102	109400801 108079084	31402135 30865681	77998666 77213403	786368 786018	77212298 76427385
31103	3479537397 3353835810	2475635886 2410159321	1003901511 943676489	12112569 11926156	991788942 931750333
311	3948695323 3755277170	2729658366 2608775020	1219036957 1146502150	15721910 14085149	1203315047 1132417001
31201	1388459150 1070805400	774274119 600532914	614185031 470272486	4198488 3325438	609986543 466947048
31202	799833385 745884869	623211832 583077046	176621553 162807823	8548562 8018166	168072991 154789657
312	2188292535 1816690269	1397485951 1183609960	790806584 633080309	12747050 11343604	778059534 621736705
31300	4826115999 4547949888	3657802786 3450988569	1168313213 1096961319	13554925 12602747	1154758288 1084358572
313	4826115999 4547949888	3657802786 3450988569	1168313213 1096961319	13554925 12602747	1154758288 1084358572
31401	2627735438 2624986438	2096555000 2094221050	531180438 530765388	19696967 19694842	511483471 511070546
31402	10368597614 9818578739	8072668251 7645530115	2295929363 2173048624	13117916 10595610	2282811447 2162453014
314	12996333052 12443565177	10169223251 9739751165	2827109801 2703814012	32814883 30290452	2794294918 2673523560
31501	647244456 642712778	362735168 360195480	284509288 282517298	4493175 4466840	280016113 278050458
31502	384266812 *	156732173 *	227534639 *	378834 *	227155805 *
31509	334783643 284198762	73858812 55723245	260924831 228475517	393060 4315	260531771 228471202
315	1366294911 1299473549	593326153 566375971	772968758 733097578	5265069 4849989	767703689 728247589
31900	8106314929 7692528714	6694487922 6358546070	1411827007 1333982644	10591755 10285960	1401235252 1323696684
319	8106314929 7692528714	6694487922 6358546070	1411827007 1333982644	10591755 10285960	1401235252 1323696684
31	33432046749 31555484767	25241984429 23906046755	8190062320 7647438012	90695592 83457901	8099366728 7563980111
32100	29906732471 29207784077	19365043861 18874894204	10541688610 10332889873	34229062 32137717	10507459548 10300752156
321	29906732471 29207784077	19365043861 18874894204	10541688610 10332889873	34229062 32137717	10507459548 10300752156
32200	1528867700 1451359221	444109522 389689054	1084758178 1061670167	481938 466942	1084276240 1061203225
322	1528867700 1451359221	444109522 389689054	1084758178 1061670167	481938 466942	1084276240 1061203225
32300	45903932018 45369878685	39515851983 39054797104	6388080035 6315081581	280105289 279823149	6107974746 6035258432

Catatan : angka yang tercetak miring adalah perusahaan Industri Besar

Note : number in italic denote large establishments

Tabel : 8. **Nilai tambah menurut kode industri, 2004**
Table : 8. *Value added by industrial code, 2004*

Nilai : (ribu Rp)
 Value : (thousand Rp)

Kode Industri <i>Industrial Code</i>	Nilai Output <i>Value of gross output</i>	Biaya input <i>Input costs</i>	Nilai tambah (harga pasar) <i>Value added (at market prices)</i>	Pajak tak langsung <i>Indirect taxes</i>	Nilai tambah (biaya faktor industri) <i>Value added (at factor costs)</i>
---	--	-----------------------------------	--	---	---

* tidak bisa dipublikasikan, tetapi tergabung dalam nilai kelompok KLUI lain

* not available for publication, but included in ISIC group Values where applicable

<http://www.bps.go.id>

Tabel : 8. Nilai tambah menurut kode industri, 2004
Table : 8. Value added by industrial code, 2004

Kode Industri <i>Industrial Code</i>	Nilai Output <i>Value of gross output</i>	Biaya input <i>Input costs</i>	Nilai tambah		Pajak tak langsung <i>Indirect taxes</i>	Nilai tambah (biaya faktor industri) <i>Value added (at factor costs)</i>
			(harga pasar) <i>Value added (at market prices)</i>			
323	45903932018 45369878685	39515851983 39054797104	6388080035 6315081581		280105289 279823149	6107974746 6035258432
32	77339532189 76029021983	59325005366 58319380362	18014526823 17709641621		314816289 312427808	17699710534 17397213813
33111	142240316 141779653	95492362 95226402	46747954 46553251		157861 154861	46590093 46398390
33112	*	*	*		*	*
33113	590404932 575938127	343438106 335285556	246966826 240652571		643057 131093	246323769 240521478
33121	97925219 *	36244603 *	61680616 *		5313664 *	56366952 *
331	832720593 782888076	475898059 448511807	356822534 334376269		6114582 5465272	350707952 328910997
33201	71458748 66882947	41465319 388101122	29993429 28072825		101200 0	29892229 28072825
33202	*	*	*		*	*
33203	*	*	*		*	*
33204	*	*	*		*	*
332	738416667 701382077	577466238 547162847	160950429 154219230		2040330 240585	158910099 153978645
33300	45885384 15005818	23586200 6077749	22299184 8928069		404336 226570	21894848 8701499
333	45885384 15005818	23586200 6077749	22299184 8928069		404336 226570	21894848 8701499
33	1617022644 1499275971	1076950497 1001752403	540072147 497523568		8559248 5932427	531512899 491591141
34100	35988716828 35855454800	13353249213 13303215225	22635467615 22552239575		220581313 220577113	22414886302 22331662462
341	35988716828 35855454800	13353249213 13303215225	22635467615 22552239575		220581313 220577113	22414886302 22331662462
34200	735681938 610037823	360349318 298148370	375332620 311889453		8553508 6933974	366779112 304955479
342	735681938 610037823	360349318 298148370	375332620 311889453		8553508 6933974	366779112 304955479
34300	12691086352 12070933591	6919544930 6585616267	5771541422 5485317324		1423257024 1416858867	4348284398 4068458457
343	12691086352 12070933591	6919544930 6585616267	5771541422 5485317324		1423257024 1416858867	4348284398 4068458457
34	49415485118 48536426214	20633143461 20186979862	28782341657 28349446352		1652391845 1644369954	27129949812 26705076398
35111	1777404132 1533208840	1068217953 895812176	709186179 637396664		3688406 2895934	705497773 634500730
35112	38753079	19220738	19532341		69134	19463207
35113	539423623 397094911	294660541 210449502	244763082 186645409		1283198 895910	243479884 185749499
35115	736610452 736610452	498932039 498932039	237678413 237678413		5250919 5250919	232427494 232427494
35120	*	*	*		*	*
351	3093156286 2666914203	1881359427 1605193717	1211796859 1061720486		10292157 9042763	1201504702 1052677723
35201	150989891 *	30476034 *	120513857 *		7086462 *	113427395 *

Catatan : angka yang tercetak miring adalah perusahaan Industri Besar

Note : number in italic denote large establishments

Tabel : 8. Nilai tambah menurut kode industri, 2004
Table : 8. Value added by industrial code, 2004

Nilai : (ribu Rp)
Value : (thousand Rp)

Kode Industri Industrial Code	Nilai Output Value of gross output	Biaya input Input costs	Nilai tambah (harga pasar) Value added (at market prices)	Pajak tak langsung Indirect taxes	Nilai tambah (biaya faktor industri) Value added (at factor costs)
* tidak bisa dipublikasikan, tetapi tergabung dalam nilai kelompok KLUJ lain			* not available for publication, but included in ISIC group Values where applicable		
352	150989891	30476034	120513857	7086462	113427395
35301	*	*	*	*	*
353	*	*	*	*	*
35911	24211244232	13283322814	10927921418	104302062	10823619356
	23756801460	13024377257	10732424203	103817273	10628606930
35912	3083923523	1442553185	1641370338	16559058	1624811280
	2903361249	1360096046	1543265203	15699761	1527565442
35921	101924426	46881896	55042530	464684	54577846
	69504021	36033472	33470549	401808	33068741
35922	549655519	394666089	154989430	620877	154368553
	442524477	319624561	122899916	246127	122653789
35990	*	*	*	*	*
359	27950624056	15170166442	12780457614	122199243	12658258371
	27172191207	14740131336	12432059871	120164969	12311894902
35	32354595725	18010068205	14344527520	139577862	14204949658
	31137711755	17297098148	13840613607	134028859	13706584748
36101	6908074192	4293982908	2614091284	38192042	2575899242
	5457391952	3398079029	2059312923	27506541	2031806382
36102	2551841187	1559737048	992104139	4978880	987125259
	2245707016	1377096302	868610714	4200311	864410403
36103	18367567	7291267	11076300	51715	11024585
36104	434958549	269436324	165522225	1971821	163550404
	313541160	203591761	109949399	818015	109131384
36109	160956534	82075837	78880697	470458	78410239
	112397208	58488970	53908238	378922	53529316
361	10074198029	6212523384	3861674645	45664916	3816009729
	8136850768	5041104138	3095746630	32953379	3062793251
36911	*	*	*	*	*
36912	990070823	622458807	367612016	3578433	364033583
	908475573	576794313	331681260	3358891	328322369
36913	65311809	28518333	36793476	969667	35823809
36914	*	*	*	*	*
36915	186495035	95702970	90792065	261330	90530735
	162042850	82284898	79757952	240292	79517660
36921	2045675	716075	1329600	9956	1319644
36922	2364804520	1339754538	1025049982	3266838	1021783144
	2336260607	1325066195	1011194412	3078830	1008115582
36930	340904279	240606816	100297463	2485962	97811501
	282160906	199111057	83049849	1095379	81954470
36941	452791884	414272167	38519717	2849243	35670474
	424430955	388084900	36346055	2832375	33513680
36942	2150958623	1298495285	852463338	1321363	851141975
	2123597829	1284652390	838945439	1121727	837823712
36991	660239172	313542384	346696788	3057068	343639720
	622849974	293654220	329195754	2679207	326516547
36993	620616572	341629295	278987277	5766440	273220837
	561301575	310448567	250853008	5473906	245379102
36999	616953758	341859582	275094176	5494363	269599813
	447544892	247029590	200515302	5058786	195456516
369	8451914091	5037915363	3413998728	29062663	3384936065
	7928405857	4733257115	3195148742	25704100	3169444642
36	18526112120	11250438747	7275673373	74727579	7200945794
	16065256625	9774361253	6290895372	58657479	6232237893
37100	*	*	*	*	*
371	*	*	*	*	*
37200	207723121	168888502	38834619	818145	38016474
	113658591	101829472	11829119	385882	11443237

Catatan : angka yang tercetak miring adalah perusahaan Industri Besar

Note : number in italic denote large establishments

Tabel : 8. **Nilai tambah menurut kode industri, 2004**
Table : 8. *Value added by industrial code, 2004*

Nilai : (ribu Rp)
 Value : (thousand Rp)

Kode Industri <i>Industrial Code</i>	Nilai Output <i>Value of gross output</i>	Biaya input <i>Input costs</i>	Nilai tambah (harga pasar) <i>Value added (at market prices)</i>	Pajak tak langsung <i>Indirect taxes</i>	Nilai tambah (biaya faktor industri) <i>Value added (at factor costs)</i>
---	--	-----------------------------------	--	---	---

* tidak bisa dipublikasikan, tetapi tergabung dalam nilai kelompok KLUI lain

* not available for publication, but included in ISIC group Values where applicable

<http://www.bps.go.id>

Tabel : 8. Nilai tambah menurut kode industri, 2004
 Table : 8. Value added by industrial code, 2004

Kode Industri <i>Industrial Code</i>	Nilai Output <i>Value of gross output</i>	Biaya input <i>Input costs</i>	Nilai tambah (harga pasar) <i>Value added (at market prices)</i>	Pajak tak langsung <i>Indirect taxes</i>	Nilai : (ribu Rp)
					<i>Value : (thousand Rp)</i>
					Nilai tambah (biaya faktor industri) <i>Value added (at factor costs)</i>
372	207723121 <i>113658591</i>	168888502 <i>101829472</i>	38834619 <i>11829119</i>	818145 <i>385882</i>	38016474 <i>11443237</i>
37	211652461 <i>113658591</i>	171929161 <i>101829472</i>	39723300 <i>11829119</i>	822480 <i>385882</i>	38900820 <i>11443237</i>
Total	985946108967 <i>923123765872</i>	627036106911 <i>585474683886</i>	358910002056 <i>337649081986</i>	26541212595 <i>25883165734</i>	332368789461 <i>311765916252</i>

Catatan : angka yang tercetak miring adalah perusahaan Industri Besar

* tidak bisa dipublikasikan, tetapi tergabung dalam nilai kelompok KLUI lain

Note : number in italic denote large establishments

* not available for publication, but included in ISIC group Values where applicable

<http://www.bps.go.id>

Tabel 9. Pembelian/penambahan, pembuatan/perbaikan, penjualan/pengurangan barang modal tetap menurut kode industri, 2004
Table 9. Purchase/additional, construction/major repairs, sale/reduction of used fixed capital by industrial code, 2004

Nilai - Value (000 Rp)

Kode Industri Industrial Code	Pembelian/penambahan dan pembuatan/perbaikan besar Purchase/addition and construction/major repairs							Penjualan/pengurangan barang modal Sale/reduction of fixed capital						
	Tanah Land	Gedung Building	Mesin dan perle- ng-kap- an Machinery and equipment	Kendaraan Vehicles	Komputer termasuk software Computer including software	Modal tetap lainnya Other fixed capital	Jumlah Total	Tanah Land	Gedung Building	Mesin dan perle- ng-kap- an Machinery and equipment	Kendaraan Vehicles	Komputer termasuk software Computer including software	Modal tetap lainnya Other fixed capital	Jumlah Total
16	13336781	48371787	195900866	26689335	5163309	53338167	342800245	0	353658	33916856	8532472	4534824	20415767	67753577
17111	1457559	72205115	198526990	6054548	12799	86953705	365210716	1396342	13835527	10203796	4723231	0	2947624	33106520
17112	14543071	26539787	174556515	7181049	7234010	32233323	262287755	10653278	13827508	53604694	563146	142996	162000	78953622
17113	0	33060	49002	267500	0	0	349562	0	0	0	0	0	0	0
17114	3172457	26158266	702919627	11588834	879233	23013971	767732388	1758533	9412594	53851619	6140765	606030	3957838	75727379
17115	0	70000	350	0	0	0	70350	0	0	0	0	0	0	0
17121	41973	46605085	122217699	2511715	321046	8844974	180542492	0	0	11428738	103000	5037	68009	11604784
17122	26606868	34070888	212905511	9374297	554957	11835091	295347612	2160000	750000	17461270	2902960	0	16	23274246
17123	2719807	27386180	31984322	3904657	282745	6103537	72381248	0	927410	98349663	1331360	5352	547504	101161289
17124	206000	381681	173072	529565	0	382058	1672376	0	93179	52800	108005	153	0	254137
171	47488444	217265742	1405687329	38685913	9153627	169007457	1887288512	14799158	29896499	203806178	14651676	291088	4159529	267604128
17211	852500	2285100	4507497	2108746	217271	105645	10077659	0	33000	455406	338674	7194	5060	839334
17212	79000	1354475	6400250	1600000	0	0	9433725	0	0	0	0	0	0	0
17213	0	0	0	0	0	0	0	0	0	0	0	0	0	0
17214	0	0	0	0	0	0	0	0	0	0	0	0	0	0
17215	0	0	0	0	0	0	0	0	0	0	0	0	0	0
17220	5599827	4604011	18998975	2004326	47373	641128	31895640	0	0	152622	0	0	3550	156172
17231	0	0	1400	0	0	1849	3249	0	0	0	0	0	0	0
17232	1194118	4324490	69632347	12700	231598	5462383	80857636	0	0	9395987	0	0	0	9395987
17291	0	1281515	16299397	872450	200439	91053	18744854	0	51891	210128	472576	3062	0	737657
17292	0	0	935347	800000	0	0	1735347	0	0	0	70000	0	0	70000
17293	0	0	429103	30000	6400	62504	528007	0	0	225166	19957	933	2720	248776
17294	470592	743469	5655467	825984	95816	11778652	19569980	0	0	2762899	0	0	0	2762899
17295	0	0	0	72420	0	39850	112270	0	0	0	176000	0	0	176000
172	7236787	14629753	114075013	5182788	810922	18147480	160082743	0	8000	12468080	738611	8127	9610	13232428
17301	11208181	16635172	399548440	5323755	259822	1630753	434606123	0	15000	49256800	94853050	0	0	144124850
17302	2960459	18268632	81975858	3644966	1934914	987538	109772367	366000	94526	2030700	299855	0	96551	2887632
17303	0	40000	77325	15500	214908	17295	365028	0	0	0	52500	0	0	52500
17304	350000	995713	2645349	50000	1210	50000	4092272	0	0	0	77600	0	0	77600
173	12580640	34585665	477223075	7755215	2241589	2607081	536993265	0	94526	51272300	95118105	0	96551	146581482
17400	975800	1011000	55000	223000	0	4000	2268800	0	0	25000	0	0	0	25000

Catatan : angka yang tercetak miring adalah perusahaan Industri Besar

Note : number in *italic* denote large establishments

* tidak bisa dipublikasikan, tetapi tergabung dalam nilai kelompok KLUI lain

* not available for publication, but included in ISIC group Values where applicable

Tabel 9. Pembelian/penambahan, pembuatan/perbaikan, penjualan/pengurangan barang modal tetap menurut kode industri, 2004
Table 9. Purchase/additional, construction/major repairs, sale/reduction of used fixed capital by industrial code, 2004

Nilai - Value (000 Rp)

Kode Industri Industrial Code	Pembelian/penambahan dan pembuatan/perbaikan besar Purchase/addition and construction/major repairs						Penjualan/pengurangan barang modal Sale/reduction of fixed capital						Jumlah Total	
	Tanah Land	Gedung Building	Mesin dan perlang- kapan Machinery and equipment	Kendaraan Vehicles	Komputer termasuk software Computer including software	Modal tetap lainnya Other fixed capital	Tanah Land	Gedung Building	Mesin dan perlang- kapan Machinery and equipment	Kendaraan Vehicles	Komputer termasuk software Computer including software	Modal tetap lainnya Other fixed capital		
24241	1856295 2000665	2718671085 10489644	128636776 33397147	1029288 15519727	5614678 117610	10694721 9468167	2866502843 70992960	0 1603640	276009 36140	15419 473426	1359352 35237	22712 1561	1357912 2150004	3031404 1316206
24242	13766431 665	103100540 9489644	176833093 33371947	44342811 13710727	2091232 11900	19932057 9468167	360066164 66053050	15345900 1270306	119861063 24700	178551069 21200	20910438 0	2325 0	16169808 0	350840603 1316206
24291	13204216 2118708	93765599 7158070	147842127 26921131	14267847 3679581	27442 2059973	12863530 1493146	281970761 43430609	15345900 2219592	109718063 1236218	167839319 796952	20008383 1027633	0 233992	10364808 133178	323276473 5647565
24292	406609 0	4677981 0	24152371 3486340	3317884 164927	314212 0	404550 0	33273607 3651267	2219592 0	0 0	272277 0	757903 0	0 0	0 23845	3249772 23845
24292	0 0	0 0	3486340 3486340	164927 164927	0 0	0 0	3651267 3651267	0 0	0 0	0 0	0 0	0 0	23845 23845	23845 23845
Catatan : angka yang tercetak miring adalah perusahaan Industri Besar													Note : number in italic denote large establishments	
<i>* tidak bisa dipublikasikan, tetapi tergabung dalam nilai kelompok KLUI lain</i>													<i>* not available for publication, but included in ISIC group Values where applicable</i>	
24293	0	745766	278299	963378	48964	1144741	5781148	0	0	319366	64100	0	5829	389295
24294	913317	6685201	3157462	2651978	1035973	17144353	31588284	0	0	141324	319245	194861	10081960	10737390
24295	0	285899	114756	0	42705	450291	893651	0	0	0	0	0	0	0
24299	300000	2875410	78971948	3993632	181524	150427	86472941	0	2527134	122452487	16909082	4928928	0	146817631
242	73982393	2983598495	751380481	164320125	27103456	186073984	4186458934	19540681	134100305	344290310	61193642	6189539	36616678	601931155
24301	114800	779301	8523395	5367	177221	18219	9618303	0	661491	5114561	5367	177221	15449	5974089
24302	59000	595321	5055463	161303	0	18427	5889514	0	0	0	0	0	0	0
243	173800	1374622	13578858	166670	177221	36646	15507817	0	661491	5114561	5367	177221	15449	5974089
24	100765262	3070660878	1318890233	217534379	34318976	258556743	7327726471	19608814	145820603	490061217	77323621	8194206	48546228	789554689
25111	141798	10842079	238452477	12239282	804495	58552900	321033031	85000	1051844	23206795	2648562	633191	5033579	32658971
25112	1455242	3587462	7209148	2615218	677661	568212	16112943	0	64152	351620	405290	0	44955	866017
25121	13884147	4038106	6129057	2415266	697557	26463875	53628008	6964099	702133	2452106	644556	429066	1270925	12462885
25122	28125	496112	445671	723668	177	979691	2673444	134	0	0	12389	0	0	12523
25123	76491580	644973095	1451766345	91117961	450467891	150471163	2865288035	38515641	14292093	60107842	4701764	4714470	4018519	126350329
25191	77500	1915444	13784452	479613	4780	868573	17130362	0	35000	603385	0	0	183000	821385
25192	0	286637	35316031	30000	570029	340962	36543659	0	0	2183540	28513	58508	17088	2287649
25199	2250000	19538146	69344850	1837026	348220	2201664	95519906	0	1723054	17869008	269412	0	1234782	21096256
251	94328392	685677081	1822448031	111458034	453570810	240447040	3407929388	45564874	17868276	106774296	8710486	5835235	11802848	196556015
25201	4260079	17939901	55194451	2975092	140923	1326217	81836663	0	125009	1318251	548044	0	326046	2317350
25202	77370	5109289	99558582	7448248	648237	1578658	114420384	65760	34875	480809	3430297	317349	40	4329130
25203	0	154446	3124999	602567	0	34458	3916470	0	0	141289	18476	0	0	159765
25204	4325346	3494254	35136070	18237531	1393746	335980	62292927	8704289	6685467	66458202	401580	9144	16624	82275486
25205	17571030	35303357	231681730	11660887	3288120	10865070	310370194	1290000	1117704	48655859	1455587	48202	669648	53237000
25206	7644690	12639321	64832858	3732597	141798	35139841	124131105	0	18780	2321034	928376	608	204900	3473698
25209	935000	2219540	36365597	3140259	275408	1410397	44346201	0	0	170909	1248970	111067	12135	1543081
252	34813515	76860108	525894287	47797181	5888232	50690621	741943944	10060049	7982015	119546353	8031330	486370	1229393	147335510
25	129141907	762537189	2348342318	159255215	459459042	291137661	4149873332	55624923	25850291	226320649	16741816	6321605	13032241	343891525

Tabel 9. Pembelian/penambahan, pembuatan/perbaikan, penjualan/pengurangan barang modal tetap menurut kode industri, 2004
Table 9. Purchase/additional, construction/major repairs, sale/reduction of used fixed capital by industrial code, 2004

Nilai - Value (000 Rp)

Kode Industri Industrial Code	Pembelian/penambahan dan pembuatan/perbaikan besar <i>Purchase/addition and construction/major repairs</i>							Penjualan/pengurangan barang modal <i>Sale/reduction of fixed capital</i>						
	Tanah <i>Land</i>	Gedung <i>Building</i>	Mesin dan perlengkapan Machinery and equipment	Kendaraan <i>Vehicles</i>	Komputer termasuk software Computer including software	Modal tetap lainnya Other fixed capital	Jumlah <i>Total</i>	Tanah <i>Land</i>	Gedung <i>Building</i>	Mesin dan perlengkapan Machinery and equipment	Kendaraan <i>Vehicles</i>	Komputer termasuk software Computer including software	Modal tetap lainnya Other fixed capital	Jumlah <i>Total</i>
29292	0	0	0	194418	0	0	194418	0	0	0	80000	0	0	80000
29299	89340	206954	2315348	50000	2800	205385	2869827	0	29750	324321	96497	0	166728	617296
	0	0	391332	0	0	154440	545772	0	0	324321	0	0	143613	467934
292	35728664	64804461	164603978	4828398	3865802	3421772	277253075	57337	599047	7873086	496012	10000	246851	9282333
	33256815	57941045	153829679	3417648	3637646	2923010	255005843	0	41300	6778350	301993	0	161394	7283037
29301	*	*	*	*	*	*	*	*	*	*	*	*	*	*
29302	10697234	24649679	140942407	2192802	0	21446591	199928713	436007	538383	2911469	104089	0	25982868	29972816
	10697234	24649679	140793063	1978428	0	21431471	199549875	436007	538383	2911469	95789	0	25980141	29961789
29309	2772316	2741228	79804665	5811095	0	11954989	103084293	0	0	5787716	1088455	0	56073	6932244
	2634316	2021228	79508665	5498095	0	11954989	101617293	0	0	5787716	988455	0	56073	6832244
293	13469550	27390907	220747072	8003897	0	33401580	303013006	436007	538383	8699185	1192544	0	26038941	36905060
	13331550	26670907	220301728	7476523	0	33386460	301167168	436007	538383	8699185	1084244	0	26036214	36794033
Catatan : angka yang tercetak miring adalah perusahaan Industri Besar							Note : number in italic denote large establishments							
* tidak bisa dipublikasikan, tetapi tergabung dalam nilai kelompok KLUJ lain							* not available for publication, but included in ISIC group Values where applicable							
29	58304073	116136952	540947011	27264368	5257947	61161099	809071450	493344	4022728	34932175	4799905	44764	66924385	111217301
	52485127	105832546	506505343	17881345	4542484	60007353	747254198	436007	3274859	32578495	3062108	33316	66500407	105885192
30001	*	*	*	*	*	*	*	*	*	*	*	*	*	*
30003	0	0	0	0	0	0	0	0	0	0	0	0	0	0
30004	*	*	*	*	*	*	*	*	*	*	*	*	*	*
300	0	0	0	0	0	0	0	0	0	0	0	0	0	0
30	0	0	0	0	0	0	0	0	0	0	0	0	0	0
31101	0	874068	3422493	630061	914110	2783056	8623788	0	55352	797054	82560	228527	332384	1495877
	0	860100	2239438	630061	914110	2703031	7346740	0	55352	797054	82560	228527	332384	1495877
31102	76761	1950579	6103455	1246421	0	315955	9693171	683867	0	0	196234	0	0	880101
	76761	1950579	6083455	1246421	0	315955	9673171	683867	0	0	196234	0	0	880101
31103	0	8073741	70608105	1295366	116339	1248955	81342506	0	4409	270152	259043	0	55263	588867
	0	7945241	70608105	1025366	116339	1248955	80944006	0	4409	270152	259043	0	55263	588867
311	76761	10898388	80134053	3171848	1030449	4347966	99659465	683867	59761	1067206	537837	228527	387647	2964845
	76761	10755920	78930998	2901848	1030449	4267941	97963917	683867	59761	1067206	537837	228527	387647	2964845
31201	4904211	11159220	21281322	1417531	987219	5248059	44997562	0	240764	179045	127587	81331	3607217	4235944
	4535800	10652356	20301215	915826	938958	5216399	42560554	0	44578	80145	35581	50331	3580613	3791248
31202	0	0	3311359	428086	41356	61187	3841988	0	0	0	0	6800	0	6800
	0	0	3311359	428086	37356	61187	3837988	0	0	0	0	0	0	0
312	4904211	11159220	24592681	1845617	1028575	5309246	48839550	0	240764	179045	127587	88131	3607217	4242744
	4535800	10652356	23612574	1343912	976314	5277586	46398542	0	44578	80145	35581	50331	3580613	3791248
31300	9268315	10579245	26550316	4818156	3054927	2334130	56605089	3697577	66678	2664438	2698087	3870741	144590	13142111
	9268315	8746593	24120801	4645428	3041453	2251835	52074425	3697577	66678	2381333	2698087	3870741	144590	12859006
313	9268315	10579245	26550316	4818156	3054927	2334130	56605089	3697577	66678	2664438	2698087	3870741	144590	13142111
	9268315	8746593	24120801	4645428	3041453	2251835	52074425	3697577	66678	2381333	2698087	3870741	144590	12859006
31401	0	386910	1917123	81000	0	183107	2568140	0	90834	600157	37377	0	187986	916354
	0	386910	1917123	81000	0	183107	2568140	0	90834	600157	37377	0	187986	916354
31402	1305003	5739463	113655041	2626027	198320	3899302	127423156	4726	1270352	12599042	859017	0	427429	15160566
	1081581	5710942	113543065	2598179	198320	3403787	126535874	4726	1270352	12599042	859017	0	427429	15160566
314	1305003	6126373	115572164	2707027	198320	4082409	129991296	4726	1361186	13199199	896394	0	615415	16076920
	1081581	6097852	115460188	2679179	198320	3586894	129104014	4726	1361186	13199199	896394	0	615415	16076920
31501	177000	2032679	41363773	60230	0	47125	43680807	0	0	118785	0	0	0	118785
	0	1212128	41159800	0	0	0	42371928	0	0	118785	0	0	0	118785
31502	100000	0	4905122	85394	0	0	5090516	0	0	1988488	1017574	0	11256000	14262062
	*	*	*	*	*	*	*	*	*	*	*	*	*	*
31509	0	6699933	13114652	1216361	30000	1791501	22852447	0	16540	124350	303849	10000	129199	583938
	0	6699933	13093857	664000	0	1791501	22249291	0	16540	79350	104500	0	129199	329589
315	277000	8732612	59383547	1361985	30000	1838626	71623770	0	16540	2231623	1321423	10000	11385199	14964785

Tabel 9. Pembelian/penambahan, pembuatan/perbaikan, penjualan/pengurangan barang modal tetap menurut kode industri, 2004
 Table : 9. Purchase/additional, construction/major repairs, sale/reduction of used fixed capital by industrial code, 2004

Nilai - Value (000 Rp)

Kode Industri Industrial Code	Pembelian/penambahan dan pembuatan/perbaikan besar Purchase/addition and construction/major repairs							Penjualan/pengurangan barang modal Sale/reduction of fixed capital						
	Tanah Land	Gedung Building	Mesin dan perlengkapan Machinery and equipment	Kendaraan Vehicles	Komputer termasuk software Computer including software	Modal tetap lainnya Other fixed capital	Jumlah Total	Tanah Land	Gedung Building	Mesin dan perlengkapan Machinery and equipment	Kendaraan Vehicles	Komputer termasuk software Computer including software	Modal tetap lainnya Other fixed capital	Jumlah Total
	0	7912061	57768954	664000	0	1791501	68136516	0	16540	2186623	1122074	0	11385199	14710436
31900	8326944	4025684	35929409	636218	1245	9250207	58169707	0	0	0	67485	0	0	67485
	0	8175	9019593	212500	1245	1600207	10841720	0	0	0	67485	0	0	67485
319	8326944	4025684	35929409	636218	1245	9250207	58169707	0	0	0	67485	0	0	67485
	0	8175	9019593	212500	1245	1600207	10841720	0	0	0	67485	0	0	67485
31	24158234	51521522	342162170	14540851	5343516	27162584	464888877	4386170	1744929	19341511	5648813	4197399	16140068	51458890
	14962457	44172957	308913108	12446867	5247781	18775964	404519134	4386170	1548743	18914506	5357458	4149599	16113464	50469940
32100	30528659	94246820	258475630	11815390	6382458	58983344	460432301	0	25433448	92339071	3374728	2945596	5663542	129756385
	28405132	92336035	251120014	9671680	6297420	58683037	446513318	0	25433448	91800864	3231128	2945596	5636818	129047854
321	30528659	94246820	258475630	11815390	6382458	58983344	460432301	0	25433448	92339071	3374728	2945596	5663542	129756385
	28405132	92336035	251120014	9671680	6297420	58683037	446513318	0	25433448	91800864	3231128	2945596	5636818	129047854
32200	0	0	4560683	1014000	167833800	1803733	175212216	0	0	1539000	0	0	0	1539000
	0	0	4560683	0	167833800	1803733	174198216	0	0	1539000	0	0	0	1539000
Catatan : angka yang tercetak miring adalah perusahaan Industri Besar							Note : number in italic denote large establishments							
* tidak bisa dipublikasikan, tetapi tergabung dalam nilai kelompok KLUJ lain							* not available for publication, but included in ISIC group Values where applicable							
322	0	0	4560683	1014000	167833800	1803733	175212216	0	0	1539000	0	0	0	1539000
	0	0	4560683	0	167833800	1803733	174198216	0	0	1539000	0	0	0	1539000
32300	23463716	11474885	235638281	10189570	7573601	19987393	308327446	0	4905	82431101	3291311	888199	1129006	87744522
	23405047	9472368	229948741	9679670	7524331	19788039	299818196	0	0	82431101	3291311	888199	1129006	87739617
323	23463716	11474885	235638281	10189570	7573601	19987393	308327446	0	4905	82431101	3291311	888199	1129006	87744522
	23405047	9472368	229948741	9679670	7524331	19788039	299818196	0	0	82431101	3291311	888199	1129006	87739617
32	53992375	105721705	498674594	23018960	181789859	80774470	943971963	0	25438353	176309172	6666039	3833795	6792548	219039907
	51810179	101808403	485629438	19351350	181655551	80274809	920529730	0	25433448	175770965	6522439	3833795	6765824	218326471
33111	898820	192493	1158788	0	550	119707	2370358	0	0	0	50827	0	576732	627559
	898820	192493	1156288	0	0	119707	2367308	0	0	0	50827	0	576732	627559
33112	*	*	*	*	*	*	*	*	*	*	*	*	*	*
33113	7000	9500	481747	51000	125637	0	674884	0	5700	51022	181000	0	0	237722
	0	0	142600	0	125637	0	268237	0	0	0	0	0	0	0
33121	0	0	982140	0	0	97349	1079489	0	0	0	0	0	0	0
	*	*	*	*	*	*	*	*	*	*	*	*	*	*
331	905820	201993	2622675	51000	126187	217056	4124731	0	5700	51022	231827	0	576732	865281
	898820	192493	2281028	0	125637	217056	3715034	0	0	0	50827	0	576732	627559
33201	0	0	0	0	0	0	0	0	0	0	0	0	0	0
	0	0	0	0	0	0	0	0	0	0	0	0	0	0
33202	*	*	*	*	*	*	*	*	*	*	*	*	*	*
	*	*	*	*	*	*	*	*	*	*	*	*	*	*
33203	*	*	*	*	*	*	*	*	*	*	*	*	*	*
	*	*	*	*	*	*	*	*	*	*	*	*	*	*
33204	*	*	*	*	*	*	*	*	*	*	*	*	*	*
	*	*	*	*	*	*	*	*	*	*	*	*	*	*
332	0	43939	49773749	210000	0	1168555	51196243	0	0	628850	155417	0	800	785067
	0	43939	49773749	210000	0	1168555	51196243	0	0	628850	155417	0	800	785067
33300	0	0	0	127195	0	1550	128745	0	0	0	68000	0	0	68000
	0	0	0	127195	0	0	127195	0	0	0	0	0	0	0
333	0	0	0	127195	0	1550	128745	0	0	0	68000	0	0	68000
	0	0	0	127195	0	0	127195	0	0	0	0	0	0	0
33	905820	245932	52396424	388195	126187	1387161	55449719	0	5700	679872	455244	0	577532	1718348
	898820	236432	52054777	337195	125637	1385611	55038472	0	0	628850	206244	0	577532	1412626
34100	13064480	44587560	1863137798	46224455	5161366	215784069	2187959728	316000	640539	13017398	47197142	11721039	157496823	230388941
	13064480	44587560	1863137798	46224455	5161366	215784069	2187959728	316000	640539	13017398	47197142	11721039	157496823	230388941
341	13064480	44587560	1863137798	46224455	5161366	215784069	2187959728	316000	640539	13017398	47197142	11721039	157496823	230388941
	13064480	44587560	1863137798	46224455	5161366	215784069	2187959728	316000	640539	13017398	47197142	11721039	157496823	230388941
34200	29222739	8837903	15699697	3952361	2340960	1830870	61884530	313795	353945	8587370	1207316	0	176611	10639037
	29222739	8807903	15630177	3651417	2313460	1800296	61425992	313795	353945	8587370	1174316	0	176611	10606037

Tabel 9. Pembelian/penambahan, pembuatan/perbaikan, penjualan/pengurangan barang modal tetap menurut kode industri, 2004
Table : 9. Purchase/additional, construction/major repairs, sale/reduction of used fixed capital by industrial code, 2004

Nilai - Value (000 Rp)

Kode Industri Industrial Code	Pembelian/penambahan dan pembuatan/perbaikan besar Purchase/addition and construction/major repairs							Penjualan/pengurangan barang modal Sale/reduction of fixed capital						
	Tanah Land	Gedung Building	Mesin dan perleng-kapan Machinery and equipment	Kendaraan Vehicles	Komputer termasuk software Computer including software	Modal tetap lainnya Other fixed capital	Jumlah Total	Tanah Land	Gedung Building	Mesin dan perleng-kapan Machinery and equipment	Kendaraan Vehicles	Komputer termasuk software Computer including software	Modal tetap lainnya Other fixed capital	Jumlah Total
36915	100000	538416	5936879	865640	27000	219960	7687895	0	0	0	66110	0	0	66110
	0	463416	5932879	840640	7000	204960	7448895	0	0	0	32110	0	0	32110
36921	0	0	0	0	0	0	0	0	0	0	0	0	0	0
36922	11914778	18025649	32945292	2852019	3227429	1842266	70807433	0	0	530118	639534	47591	9200	1226443
	11914778	18019502	32920854	2852019	3225429	1842266	70774848	0	0	530118	639534	47591	9200	1226443
36930	3323220	8839361	8327101	3168735	344815	123714	24126946	0	744300	1872482	578542	159907	0	3355231
	3123220	8839361	8280893	3168735	344815	110814	23867838	0	744300	1872482	578542	159907	0	3355231
36941	0	95880	2494114	1053527	0	31564	3675085	0	0	5906	69072	0	0	74978
	0	95880	2307177	787007	0	31564	3221628	0	0	5906	69072	0	0	74978
36942	5254030	4472966	7183644	1806030	584584	1049653	20350907	0	292438	0	592200	603808	0	1488446
	5254030	4467966	7045604	1629830	584584	1038253	20020267	0	292438	0	592200	603808	0	1488446
36991	3152109	7322542	36984130	3634409	111699	1014286	52219175	0	0	6000	455484	11000	139640	612124
	2557109	6870542	36827679	3405305	78709	920912	50660256	0	0	6000	407084	11000	139640	563724
36993	3164535	3951471	4972620	2533127	275810	1118655	16016218	1100	518404	860493	482708	92982	154103	2109790
	2468675	3225238	3858912	2261723	242853	940028	12997429	0	86202	322120	332625	84900	0	825847
36999	680580	1956140	16148581	1249610	126340	1433982	21595233	69000	210536	3646421	482872	4711	1060714	5474254
	460259	1692020	15847697	1017640	103415	1364182	20485213	0	140536	3602928	448872	0	1057473	5249809
369	28049152	55016582	136297536	19534030	4888061	47216862	291002223	139400	2269246	7373424	3794155	971543	1431005	15978773
	25778071	52363317	133834355	18134424	4644592	46755338	281510097	69300	1270276	6339554	3453287	907206	1206313	13245936
36	74367453	130974194	266102418	47551772	18912413	58187740	596095990	1382145	6666222	15916915	9134942	1232849	2493061	36826134
	57237088	114790479	243054007	37586478	18176214	54839874	525684140	422200	3686973	12867279	6672202	1133568	1968515	26750737

Catatan : angka yang tercetak miring adalah perusahaan Industri Besar
 * tidak bisa dipublikasikan, tetapi tergabung dalam nilai kelompok KLUJ lain

Note : number in italic denote large establishments
 * not available for publication, but included in ISIC group Values where applicable

37100	*	*	*	*	*	*	*	*	*	*	*	*	*	*
371	*	*	*	*	*	*	*	*	*	*	*	*	*	*
37200	15924750	1876199	1657489	646552	49331	39935	20194256	0	0	0	59350	0	0	59350
	15774750	1599199	1026285	443852	34686	0	18878772	0	0	0	59350	0	0	59350
372	15924750	1876199	1657489	646552	49331	39935	20194256	0	0	0	59350	0	0	59350
	15774750	1599199	1026285	443852	34686	0	18878772	0	0	0	59350	0	0	59350
37	15924750	1876199	1657489	646552	49331	39935	20194256	0	0	0	59350	0	0	59350
	15774750	1599199	1026285	443852	34686	0	18878772	0	0	0	59350	0	0	59350
Total	1701532743	11780637999	33070827270	4449011261	975329824	8685867226	60663206323	189344709	464877868	6005663033	708144926	86863392	1303548423	8758442351
	1469372398	11388814498	31174726401	3771793791	955128152	8140471913	56900307153	154215046	413068513	5753082175	596673564	78528167	1024644277	8020211742

Catatan : angka yang tercetak miring adalah perusahaan Industri Besar
 * tidak bisa dipublikasikan, tetapi tergabung dalam nilai kelompok KLUJ lain

Note : number in italic denote large establishments
 * not available for publication, but included in ISIC group Values where applicable

Tabel : 10. Jumlah perusahaan menurut status penanaman modal dan Propinsi, 2004
 Table Number of establishments by investment facility status and province, 2004

Propinsi <i>Province</i>	PMDN <i>Domestic Investment</i>	PMA <i>Foreign Investment</i>	Lainnya <i>Others</i>	Jumlah <i>Total</i>
NANGGROE ACEH D.	24	4	17	45
	9	2	2	13
SUMATERA UTARA	213	68	689	970
	147	53	131	331
SUMATERA BARAT	36	15	107	158
	20	12	7	39
RIAU	72	7	84	163
	62	6	33	101
JAMBI	30	6	57	93
	20	4	15	39
SUMATERA SELATAN	48	12	114	174
	29	11	25	65
BENGGKULU	6	1	7	14
	3	-	5	8
LAMPUNG	57	11	119	187
	37	11	29	77
BANGKA BELITUNG	10	2	69	81
	3	2	9	14
KEPULAUAN RIAU	32	196	77	305
	19	152	22	193
DKI JAKARTA	416	129	1336	1881
	246	110	216	572
JAWA BARAT	1026	713	3064	4803
	654	499	678	1831
JAWA TENGAH	723	91	2684	3498
	346	70	390	806
D.I YOGYAKARTA	46	23	345	414
	26	15	56	97
JAWA TIMUR	1146	183	3337	4666
	628	117	467	1212
BANTEN	419	257	963	1639
	289	176	323	788
BALI	28	16	275	319
	9	10	32	51
NTB	6	-	119	125
	-	-	6	6
NTT	13	1	35	49
	1	1	2	4
KALIMANTAN BARAT	50	3	70	123
	34	1	21	56
KALIMANTAN TENGAH	10	4	12	26
	10	4	4	18
KALIMANTAN SELATAN	62	9	49	120
	43	7	15	65
KALIMANTAN TIMUR	66	6	46	118
	48	5	16	69
SULAWESI UTARA	21	12	37	70
	9	5	8	22
SULAWESI TENGAH	8	5	25	38
	5	3	5	13
SULAWESI SELATAN	69	19	252	340
	32	14	43	89
SULAWESI TENGGARA	12	2	59	73
	4	-	5	9
GORONTALO	11	2	73	86
	3	2	7	12
MALUKU	23	1	40	64
	5	1	7	13
MALUKU UTARA	-	-	2	2
	-	-	2	2
PAPUA	7	-	10	17
	5	-	-	5
IRJA BARAT	12	5	7	24
	10	3	-	13
INDONESIA	4702	1803	14180	20685
	2756	1296	2581	6633

Catatan : angka yang tercetak miring adalah perusahaan Industri Besar

Note : number in italic denote large establishments

* tidak bisa dipublikasikan, tetapi tergabung dalam nilai nasional

* not available for publication, but included in national Values where applicable

Tabel : 11. Jumlah perusahaan dan tenaga kerja menurut propinsi, 2004
Table : 11. Number of establishments and number of workers by province, 2004

Propinsi Province	Jumlah Perusahaan Number of Establishments	Tenaga Kerja Produksi Production Workers			Tenaga Kerja Lainnya Other Workers			Jumlah Total
		Laki-laki Male	Perempuan Female	Jumlah Total	Laki-laki Male	Perempuan Female	Jumlah Total	
NANGGROE ACEH D.	45	3713	1107	4820	1278	169	1447	6267
	13	3040	810	3850	1059	105	1164	5014
SUMATERA UTARA	970	87881	42162	130043	20581	8280	28861	158904
	331	73292	34961	108253	17909	6940	24849	133102
SUMATERA BARAT	158	11353	4449	15802	3098	1819	4917	20719
	39	9458	2868	12326	2477	1500	3977	16303
RIAU	163	79579	22929	102508	19276	2660	21936	124444
	101	78133	22639	100772	19001	2569	21570	122342
JAMBI	93	15448	7492	22940	3653	1028	4681	27621
	39	14333	7191	21524	3352	939	4291	25815
SUMATERA SELATAN	174	19076	10225	29301	9070	1855	10925	40226
	65	16754	9304	26058	8468	1619	10087	36145
BENGKULU	14	37988	194	38182	1064	50	1114	39296
	8	37812	133	37945	1037	42	1079	39024
LAMPUNG	187	34783	16619	51402	9202	2286	11488	62890
	77	32432	15639	48071	8383	1925	10308	58379
BANGKA BELITUNG	81	3341	1287	4628	763	152	915	5543
	14	2175	570	2745	509	77	586	3331
KEPULAUAN RIAU	305	41003	66444	107447	10032	5166	15198	122645
	193	38149	64853	103002	9358	4841	14199	117201
DKI JAKARTA	1881	146587	150127	296714	48868	25064	73932	370646
	572	120922	136690	257612	43891	22071	65962	323574
JAWA BARAT	4803	459294	486716	946010	113372	48981	162353	1108363
	1831	393318	447599	840917	99506	42830	142336	983253
JAWA TENGAH	3498	192819	290839	483658	46400	26330	72730	556388
	806	148662	251381	400043	38041	21818	59859	459902
D.I YOGYAKARTA	414	21893	19857	41750	4989	2557	7546	49296
	97	14880	16701	31581	3585	1677	5262	36843
JAWA TIMUR	4666	321301	374020	695321	96229	40327	136556	831877
	1212	264232	323153	587385	84402	34043	118445	705830
BANTEN	1639	221808	193237	415045	58667	25962	84629	499674
	788	198534	185084	383618	52517	23573	76090	459708
BALI	319	8565	10021	18586	2908	2104	5012	23598
	51	4091	6057	10148	1913	1290	3203	13351
NTB	125	1966	2628	4594	691	396	1087	5681
	6	235	910	1145	72	9	81	1226
NTT	49	1277	366	1643	472	122	594	2237
	4	303	2	305	312	53	365	670
KALIMANTAN BARAT	123	17093	14605	31698	4881	1160	6041	37739
	56	15572	13833	29405	4490	1038	5528	34933
KALIMANTAN TENGAH	26	5218	2198	7416	4045	191	4236	11652
	18	4956	2183	7139	4003	185	4188	11327
KALIMANTAN SELATAN	120	20887	17456	38343	17210	1599	18809	57152
	65	19472	16983	36455	16759	1471	18230	54685
KALIMANTAN TIMUR	118	26818	23250	50068	7064	1818	8882	58950
	69	25431	22908	48339	6675	1652	8327	56666
SULAWESI UTARA	70	3785	2528	6313	1752	439	2191	8504
	22	2496	2085	4581	1443	325	1768	6349
SULAWESI TENGAH	38	1982	868	2850	534	104	638	3488
	13	1382	618	2000	387	60	447	2447
SULAWESI SELATAN	340	19751	12152	31903	8451	2877	11328	43231
	89	15180	8826	24006	7154	2335	9489	33495
SULAWESI TENGGARA	73	2491	1780	4271	540	231	771	5042
	9	1229	1054	2283	363	98	461	2744
GORONTALO	86	2741	1717	4458	507	100	607	5065
	12	1508	1067	2575	223	42	265	2840
MALUKU	64	8165	5284	13449	2748	608	3356	16805
	13	6886	4789	11675	2499	511	3010	14685
MALUKU UTARA	2	2823	2647	5470	761	183	944	6414
	2	2823	2647	5470	761	183	944	6414
PAPUA	17	1888	2067	3955	759	195	954	4909
	5	1669	1992	3661	664	173	837	4498
IRJA BARAT	24	5546	2188	7734	1676	303	1979	9713
	13	5297	2102	7399	1633	285	1918	9317
INDONESIA	20685	1828863	1789459	3618322	501541	205116	706657	4324979
	6633	1554656	1607632	3162288	442846	176279	619125	3781413

Catatan : angka yang tercetak miring adalah perusahaan Industri Besar

Note : number in italic denote large establishments

* tidak bisa dipublikasikan, tetapi tergabung dalam nilai nasional

* not available for publication, but included in national Values where applicable

Tabel : 13. Tenaga listrik yang dibangkitkan sendiri, yang dibeli, dan yang dijual menurut propinsi, 2004
Table : 13. Electrical produced, purchased, and sold by province, 2004

Propinsi Province	Produksi Sendiri Own Production (KWH)	Tenaga Listrik - Electricity			
		Yang dibeli - Purchased		Yang dijual - Sold	
		Banyaknya - Quantity (KWh)	Nilai - Value (000 Rp)	Banyaknya - Quantity (KWh)	Nilai - Value (000 Rp)
NANGGROE ACEH D.	70570888	28837655	13897089	1423094	1636558
	67610307	19158745	9031207	1423094	1636558
SUMATERA UTARA	727008928	1161229723	652503078	1468210	733709
	673257986	1016040909	560847031	1248191	647368
SUMATERA BARAT	149214580	90076813	60278991	1454	21683
	145591526	77604488	52429237	0	0
RIAU	1560569419	159817268	134535557	17603	20244
	1546300061	158267331	133760260	17018	19571
JAMBI	1540425746	68520106	36863339	0	0
	1536862617	61047295	33240525	0	0
SUMATERA SELATAN	400728173	535150604	277067379	26514	13124430
	387460290	520952551	269011186	26514	13124430
BENGKULU	6102985	3479540	4350608	0	0
	3322625	1484435	3391829	0	0
LAMPUNG	294480461	297911985	142218464	92108650	105924948
	269163718	289572522	137607340	92108598	105924888
BANGKA BELITUNG	43205000	22830859	12174950	0	0
	27960545	10153682	4973901	0	0
KEPULAUAN RIAU	246897909	824519558	501286790	283755	2246318
	227156567	770745000	473874672	265739	2225599
DKI JAKARTA	353584729	5249429635	2433258036	42	4803606
	337774811	4718870902	2196655327	18	4784378
JAWA BARAT	3553873774	16592960633	8329780637	20759329	25828523
	3369524033	15031432719	7594219839	20746909	25563540
JAWA TENGAH	178322927	3261218851	1645195427	3982111	4538199
	1668016924	2927798678	1486521127	3982081	4536165
DJ YOGYAKARTA	27441775	1105627458	809423963	8	9
	24669890	1094479476	802169932	0	0
JAWA TIMUR	907697349	8037452322	4011677549	475561	491741
	788360891	7341403116	3673363454	158712	177621
BANTEN	10349624880	6093181362	3120374461	476973	353489
	10269560128	5470920743	2832456187	174687	196370
BALI	6967755	63194869	31258237	0	0
	4988136	48438529	23647746	0	0
NTB	692200	3752805	1766151	0	0
	16800	134466	76647	0	0
NTT	37024797	9507099	5117148	11349	28046
	34585025	4069826	2418594	0	0
KALIMANTAN BARAT	311350584	61762770	30559126	136	156
	300569505	51172924	25091045	110	126
KALIMANTAN TENGAH	14834313	9104589	5076160	0	0
	14047980	7754648	4445468	0	0
KALIMANTAN SELATAN	359643156	535695501	255101910	7848892	9026226
	343983681	525045124	249395836	7848892	9026226
KALIMANTAN TIMUR	724054658	134186828	84186876	0	0
	709877539	128328004	80235857	0	0
SULAWESI UTARA	59671458	154772740	74953326	34	39
	31359253	36294171	20759230	0	0
SULAWESI TENGAH	13249663	19888818	9530816	0	0
	11095190	7966542	3983098	0	0
SULAWESI SELATAN	222048514	475703552	261667319	483	556
	199862445	433698711	239765134	0	0
SULAWESI TENGGARA	17705232	7423478	4042338	0	0
	10599079	4590359	2280772	0	0
GORONTALO	7778723	3575070	2428856	0	0
	5151165	2391881	1599335	0	0
MALUKU	184132645	52285907	25540335	270200	310729
	163791097	25186330	11842856	186749	214760
MALUKU UTARA	*	*	*	*	*
	*	*	*	*	*
PAPUA	463222151	20303603	9080019	0	0
	459402490	18214409	8198267	0	0
IRJA BARAT	51887277	14564291	6844180	353454	406472
	51514699	14105045	6607687	353433	406448
INDONESIA	24624646079	45130925920	23006896128	130590352	170740555
	23819170433	40850283189	20958763639	129623245	169728922

Catatan : angka yang tercetak miring adalah perusahaan Industri Besar
* tidak bisa dipublikasikan, tetapi tergabung dalam nilai nasional

Note : number in italic denote large establishments
* not available for publication, but included in national Values where applicable

Tabel : 15. Biaya input menurut propinsi, 2004
Table : 15. Input cost by province, 2004

Nilai : (ribu Rp)
Value : (thousand Rp)

Propinsi Province	Biaya Input - Input Costs				Jumlah Total
	Bahan baku dan penolong Raw Materials	Bahan bakar, Tenaga listrik dan Fuel, Electricity and Gas	Sewa gedung, mesin dan alat-alat Rent of building, machinery and	Pengeluaran lain Other Expenses	
NANGGROE ACEH D.	1245124658	169129371	3153663	21463465	1438871157
	1140058135	162500113	1660827	15361686	1319580761
SUMATERA UTARA	35801487325	1490432276	62106677	1300386590	38654412868
	33606354313	1335314945	55512195	1221851033	36219032486
SUMATERA BARAT	4605359011	202257753	37558685	183334920	5028510369
	3756339742	184506142	31842856	146274779	4118963519
RIAU	25718428352	1196161556	429161660	691111771	28034863339
	25443269842	1181940122	428860336	681574673	27735644973
JAMBI	6353448684	564687948	5906758	531368738	7455412128
	6253506612	555572861	5803456	524713697	7339596626
SUMATERA SELATAN	8003501309	664278791	36282071	262891995	8966954166
	7736091959	647148793	35521416	255395966	8674158134
BENGKULU	407711743	16314908	1077369	5699274	429913294
	392418393	14511129	32500	3699485	410661507
LAMPUNG	5097610595	605725574	25745681	304793921	6033875771
	4631275696	585329980	24816210	296999160	5538421046
BANGKA BELITUNG	745698328	33877749	540420	43777094	823893591
	681070803	17204247	3317	41015111	739293478
KEPULAUAN RIAU	16929847658	694795562	170222285	1831012061	19625877566
	16216533247	658017266	165649539	1750040735	18790240787
DKI JAKARTA	64736670234	4045780965	619897418	7337083594	76739432211
	62477494029	3706424370	583381719	7222563220	73989863338
JAWA BARAT	124721910266	14600616728	1536732238	17140882863	158000142095
	115809669585	13390676045	1294476490	15948367453	146443189573
JAWA TENGAH	32959427443	3225976881	137371041	3191075526	39513850891
	29312632186	2894572542	125384240	2994107164	35326696132
D.I YOGYAKARTA	1741086642	897260650	16297462	359061013	3013705767
	1538548770	878535957	14673934	345651650	2777410311
JAWA TIMUR	78765497534	6865110606	645474306	7255180132	93531262578
	72363311081	6302768942	585018525	6804645237	86055743785
BANTEN	86737234369	7621604025	1094100797	8548566056	104001505247
	81132162613	7156380136	1041634641	7947857258	97278034648
BALI	469873602	46949107	1947463	111164719	629934891
	320496515	33769825	839237	81190821	436296398
NTB	97248820	4780839	2006208	5175261	109211128
	38408541	194293	63188	285427	38951449
NTT	108639624	27352485	310996	9008145	145311250
	40373262	21663980	77614	2871649	64986505
KALIMANTAN BARAT	4824902463	213897166	12767155	121591312	5173158096
	4570939141	201049344	12481248	111583819	4896053552
KALIMANTAN TENGAH	1319577192	34871421	368523	57537330	1412354466
	1309851954	30671143	353423	57151000	1398027520
KALIMANTAN SELATAN	5307195144	551304370	7735320	489365756	6355600590
	5164465394	539566069	7048604	480071313	6191151380
KALIMANTAN TIMUR	7459629937	388766972	635037572	344631666	8828066147
	7339973930	378924971	633818814	339315275	8692032990
SULAWESI UTARA	1623580166	134828466	27817857	82230549	1868457038
	1453917248	57388300	964854	26702397	1538972799
SULAWESI TENGAH	305157408	18009065	1008859	4902975	329078307
	273284453	10252848	32746	2904011	286474058
SULAWESI SELATAN	4309847192	641077344	23226914	635017654	5609169104
	3572221765	596805968	18887533	588312232	4776227498
SULAWESI TENGGARA	165523902	181829959	54427	51552312	398960600
	112198795	176379410	0	45244043	333822248
GORONTALO	210780956	16732331	715118	5249928	233478333
	175554382	13838909	381390	106932	189881613
MALUKU	1394340191	122436640	6422249	111094240	1634293320
	794084427	93387299	2303958	81249828	971025512
MALUKU UTARA	*	*	*	*	*
	*	*	*	*	*
PAPUA	615826252	80018249	24472823	24080089	744397413
	557051237	75860189	24175823	23897262	680984511
IRJA BARAT	1217279049	106450381	2333511	52667509	1378730450
	1195536786	103600448	2201868	28502907	1329842009
INDONESIA	524758098156	45509245808	5569932641	51198830306	627036106911
	490167746943	42050686256	5100871616	48155379071	585474683886

Catatan : angka yang tercetak miring adalah perusahaan Industri Besar

Note : number in italic denote large establishments

* tidak bisa dipublikasikan, tetapi tergabung dalam nilai nasional

* not available for publication, but included in national Values where app

Tabel : 16. Nilai output menurut propinsi, 2004
Table Value of gross output by province, 2004

Nilai : (000 Rp)
Value : (thousand Rp)

Propinsi Province	Nilai Output - Value of gross output					Jumlah Total
	Barang yang dihasilkan Value of goods produced	Tenaga listrik yang dijual Value of electricity sold	Jasa industri yang diberikan kepada pihak lain Value of industrial rendered	Selisih nilai stok barang setengah jadi Increase in stock of semi finished product	Penerimaan lain dari jasa non Receipt from non industrial services	
NANGGROE ACEH D.	1833264068 1676091601	1636558 1636558	884235004 873955058	22285600 20742814	36536043 35671394	2777957273 2608097425
SUMATERA UTARA	48850628122 45614401778	733709 647368	1567626673 1520066135	1055351252 974325663	911060566 881142485	52385400322 48990583429
SUMATERA BARAT	6503121039 5493715553	21683 0	324129159 298032130	81159812 74500848	26565669 22870572	6934997362 5889119103
RIAU	41608394672 41197525992	20244 19571	106583366 103237805	25250358 17686021	103934135 103733146	41844182775 41422202535
JAMBI	11728114871 11578139207	0 0	11149291 2655680	30140248 29997092	6425657 5496155	11775830067 11616288134
SUMATERA SELATAN	12798012871 12400563676	13124430 13124430	896194796 892724107	27906725 26758436	567170767 564918830	14302409589 13898089479
BENGKULU	732171357 696734932	0 0	69552378 63414557	1689229 1509357	9750017 9441280	813162981 771100126
LAMPUNG	10276562738 9664040528	105924948 105924888	164648293 157466568	104469998 1011731255	133722759 131119452	10785328736 10160282691
BANGKA BELITUNG	1282683634 1152172131	0 0	77303722 66495240	6268343 5176744	7318206 3746353	1373573905 1227590468
KEPULAUAN RIAU	26168195985 24813531802	2246318 2225599	5653713160 5533381551	115453691 111878623	170633322 154158819	32110242476 30615176394
DKI JAKARTA	126255849936 122093639060	4803606 4784378	5982893840 5511742350	348131371 348594828	1001240543 848976525	133592919296 128807737141
JAWA BARAT	221016926674 205966950359	25828523 25563540	13384621991 11174012885	2852374815 2660453201	3274741883 3109320032	240554493886 222936300017
JAWA TENGAH	58849133788 53313516445	4538199 4536165	3921832501 338992147	562988782 539970404	820154794 760047170	64158648064 58008062331
D.I YOGYAKARTA	3865946576 3502413025	9 0	783969465 763987639	39931609 37523439	741851245 737123372	5431698904 5041047475
JAWA TIMUR	154437548423 144028153537	491741 177621	6738172853 5930973541	1234364866 1107121279	1568011865 1473926161	163978589748 152540352139
BANTEN	137616252343 128646245768	353489 196370	5033977123 4386963050	1382248445 1268956200	802028209 734154464	144834859609 135036515852
BALI	998717337 694003172	0 0	57119374 33188294	15915659 10549561	17724615 8783828	1089476985 746524855
NTB	145401305 47339942	0 0	2563737 5039	465462 0	35810450 459000	184240954 47803981
NTT	213588575 103848806	28046 0	22781866 129576	6066826 3000981	2893625 1868756	245358938 108848119
KALIMANTAN BARAT	7817429899 7487364361	156 126	319345795 306746358	23668772 24460305	248935562 12599147	8409380184 7831170297
KALIMANTAN TENGAH	1890613496 1871207611	0 0	22280813 22278943	36143027 35402192	84444336 84417736	2033481672 2013306482
KALIMANTAN SELATAN	9007055021 8755848159	9026226 9026226	747255189 744565140	15799118 16038528	49147372 45750749	9828282926 9571228802
KALIMANTAN TIMUR	12572415047 12373805714	0 0	504890099 478274338	1568233382 1566695713	61271874 59854204	14706810402 14478629969
SULAWESI UTARA	2571783551 2175654014	39 0	79369044 34015176	13709628 13027531	33037738 20725362	2697900000 2243422083
SULAWESI TENGAH	517318738 458658635	0 0	2808209 489204	11514940 9460086	1556166 1410222	533198053 470018147
SULAWESI SELATAN	7905716830 6656184217	556 0	1766722966 1740804802	5909629 -1467338	153743376 143905771	9832093357 8539427452
SULAWESI TENGGARA	1294187555 1199727834	0 0	2077995 1093891	6665083 6388553	1304493 684723	1304235126 1207895001
GORONTALO	310132210 230537968	0 0	3428486 1375	1307121 468488	3342301 2763335	318210118 233771166
MALUKU	2305535844 1516904528	310729 214760	229220586 155723816	25810662 10994709	15704884 14491039	2576582705 1698328852
MALUKU UTARA	*	*	*	*	*	*
PAPUA	1076182553 983698801	0 0	23618164 15338353	25420270 25802370	106018844 105519453	1231239831 1130358977
IRJA BARAT	1824666748 1790492602	406472 406448	72872189 41631104	-808737 -1150794	18642747 17564286	1915779419 1848943646
INDONESIA	915525931641 859435491593	170740555 169728922	49574792024 44361219749	9645199583 9045960686	11029445164 10111364922	985946108967 923123765872

Catatan : angka yang tercetak miring adalah perusahaan Industri Besar

* tidak bisa dipublikasikan, tetapi tergabung dalam nilai nasional

Note : number in italic denote large establishments

* not available for publication, but included in national Values where applicable

Tabel : 17. Nilai tambah menurut propinsi, 2004
Table Value added by province, 2004

Propinsi Province	Nilai Output Value of gross output	Biaya input Input costs	Nilai tambah (harga pasar) Value added (at market prices)		Nilai tambah (biaya faktor industri) Value added (at factor costs)	
					Pajak tak langsung Indirect taxes	
NANGGROE ACEH D.	2777957273 2608097425	1438871157 1319580761	1339086116 1288516664	49307679 48851315	1289778437 1239665349	
SUMATERA UTARA	52385400322 48990583429	38654412868 36219032486	13730987454 12771550943	335750170 245309754	13395237284 12526241189	
SUMATERA BARAT	6934997362 5889119103	5028510369 4118963519	1906486993 1770155584	75314217 73212870	1831172776 1696942714	
RIAU	41844182775 41422202535	28034863339 27735644973	13809319436 13686557562	289699861 288032064	13519619575 13398525498	
JAMBI	11775830067 11616288134	7455412128 7339596626	4320417939 4276691508	6525356 5492993	4313892583 4271198515	
SUMATERA SELATAN	14302409589 13898089479	8966954166 8674158134	5335455423 5223931345	210199627 205380448	5125255796 5018550897	
BENGKULU	813162981 771100126	429913294 410661507	383249687 360438619	1610179 1578494	381639508 358860125	
LAMPUNG	10785328736 10160282691	6033875771 5538421046	4751452965 4621861645	25790695 23572803	4725662270 4598288842	
BANGKA BELITUNG	1373573905 1227590468	823893591 739293478	549680314 488296990	3158673 2281946	546521641 486015044	
KEPULAUAN RIAU	32110242476 30615176394	19625877566 18790240787	12484364910 11824935607	31542298 25787227	12452822612 11799148380	
DKI JAKARTA	133592919296 128807737141	76739432211 73989863338	56853487085 54817873803	1306162657 1219542617	55547324428 53598331186	
JAWA BARAT	240554493886 222936300017	158000142095 146443189573	82554351791 76493110444	2592351897 2462665538	79961999894 74030444906	
JAWA TENGAH	64158648064 58008062331	39513850891 35326696132	24644797173 22681366199	879345629 838195653	23765451544 21843170546	
D.I YOGYAKARTA	5431698904 5041047475	3013705767 2777410311	2417993137 2263637164	54484603 49478053	2363508534 2214159111	
JAWA TIMUR	163978589748 152540352139	93531262578 86055743785	70447327170 66484608354	18526587163 18318304984	51920740007 48166303370	
BANTEN	144834859609 135036515852	104001505247 97278034648	40833354362 37758481204	1329483787 1269443658	39503870575 36489037546	
BALI	1089476985 746524855	629934891 436296398	459542094 310228457	7221655 4793590	452320439 305434867	
NTB	184240954 47803981	109211128 38951449	75029826 8852532	2142450 1499201	72887376 7353331	
NTT	245358938 108848119	145311250 64986505	100047688 43861614	2549942 1441866	97497746 42419748	
KALIMANTAN BARAT	8409380184 7831170297	5173158096 4896053552	3236222088 2935116745	239531755 238736066	2996690333 2696380679	
KALIMANTAN TENGAH	2033481672 2013306482	1412354466 1398027520	621127206 615278962	23705858 23564501	597421348 591714461	
KALIMANTAN SELATAN	9828282926 9571228802	6355600590 6191151380	3472682336 3380077422	59987351 58388412	3412694985 3321689010	
KALIMANTAN TIMUR	14706810402 14478629969	8828066147 8692032990	5878744255 5786596979	415208696 413004354	5463535559 5373592625	
SULAWESI UTARA	2697900000 2243422083	1868457038 1538972799	829442962 704449284	3367792 2619315	826075170 701829969	
SULAWESI TENGAH	533198053 470018147	329078307 286474058	204119746 183544089	2096789 82823	202022957 183461266	
SULAWESI SELATAN	9832093357 8539427452	5609169104 4776227498	4222924253 3763199954	44813097 39836814	417811156 3723363140	
SULAWESI TENGGARA	1304235126 1207895001	398960600 333822248	905274526 874072753	6025452 5594114	899249074 868478639	
GORONTALO	318210118 233771166	233478333 189881613	84731785 43889553	9998757 9908215	74733028 33981338	
MALUKU	2576582705 1698328852	1634293320 971025512	942289385 727303340	1714546 1602045	940574839 725701295	
MALUKU UTARA	*	*	*	*	*	
PAPUA	1231239831 1130358977	744397413 680984511	486842418 449374466	646867 102106	486195551 449272360	
IRJA BARAT	1915779419 1848943646	1378730450 1329842009	537048969 519101637	4887097 4861895	532161872 514239742	
INDONESIA	985946108967 923123765872	627036106911 585474683886	358910002056 337649081986	26541212595 25883165734	332368789461 311765916252	

Catatan : angka yang tercetak miring adalah perusahaan Industri Besar

Note : number in italic denote large establishments

* tidak bisa dipublikasikan, tetapi tergabung dalam nilai nasional

* not available for publication, but included in national Values where applicable

