

Buletin Statistik Perdagangan Luar Negeri
Foreign Trade Statistical Bulletin

EKSPOR /EXPORTS

ISSN : 0216-5775

No. Publikasi / *Publication Number* : 06110.

Katalog BPS / *BPS Catalogue*: 8202002

Ukuran Buku / *Book Size* : 21 Cm X 29 Cm

Jumlah Halaman / *Total Pages* : 151 Halaman / *Pages*

Naskah / *Manuscript* :

Bagian Statistik Ekspor

Export Statistics Division

Gambar Kulit / *Cover Design* :

Bagian Statistik Ekspor

Export Statistics Division

Diterbitkan oleh / *Published by* :

Badan Pusat Statistik, Jakarta - Indonesia

CBS, Indonesia

Dicetak oleh / *Printed by* :

CV Marshadito Intan Prima

Boleh dikutip dengan menyebut sumbernya

May be cited with reference to the source

KATA PENGANTAR

Buletin Statistik Perdagangan Luar Negeri Ekspor yang diterbitkan secara bulanan memuat data ekspor menurut sektor, Perkembangan ekspor komoditi pertanian, Perkembangan ekspor komoditi industri, Perkembangan ekspor komoditi pertambangan dan Perkembangan ekspor Indonesia menurut komoditi dan negara tujuan secara kumulatif dari Januari sampai bulan berjalan.

Buletin ini juga menyajikan ulasan singkat tentang perbandingan, pertumbuhan dan peranan serta data pokok yang cukup menonjol atau yang mengalami perubahan yang signifikan. Diharapkan dengan adanya informasi semacam ini, para pengguna data ekspor dapat melihat dan mengikuti perkembangan ekspor secara garis besar.

Kepada para pengguna data, saran dan kritik yang bersifat konstruktif demi penyempurnaan publikasi ini, sangat diharapkan. Dengan demikian usaha BPS untuk meningkatkan pelayanan dan pemasyarakatan statistik (khususnya data Statistik Ekspor) dapat dilaksanakan secara baik dan berkesinambungan.

Jakarta, Desember 2009
BADAN PUSAT STATISTIK
KEPALA,

DR. Rusman Heriawan

NIP. 340003999

ISI / CONTENT

Halaman / Page

Kata Pengantar / <i>Preface</i>	iii
Isi / <i>Content</i>	iv
Ringkasan / <i>Highlight</i>	v - xiv

Jilid / Volume

Tabel 1. Ringkasan Perkembangan Ekspor Indonesia	1
Tabel 2. Perkembangan Ekspor Komoditi Pertanian	1
Tabel 3. Perkembangan Ekspor Komoditi Industri	2
Tabel 4. Perkembangan Ekspor Komoditi Pertambangan	4
Tabel 5. Perkembangan Ekspor Indonesia Menurut Komoditi dan Negara Tujuan	5

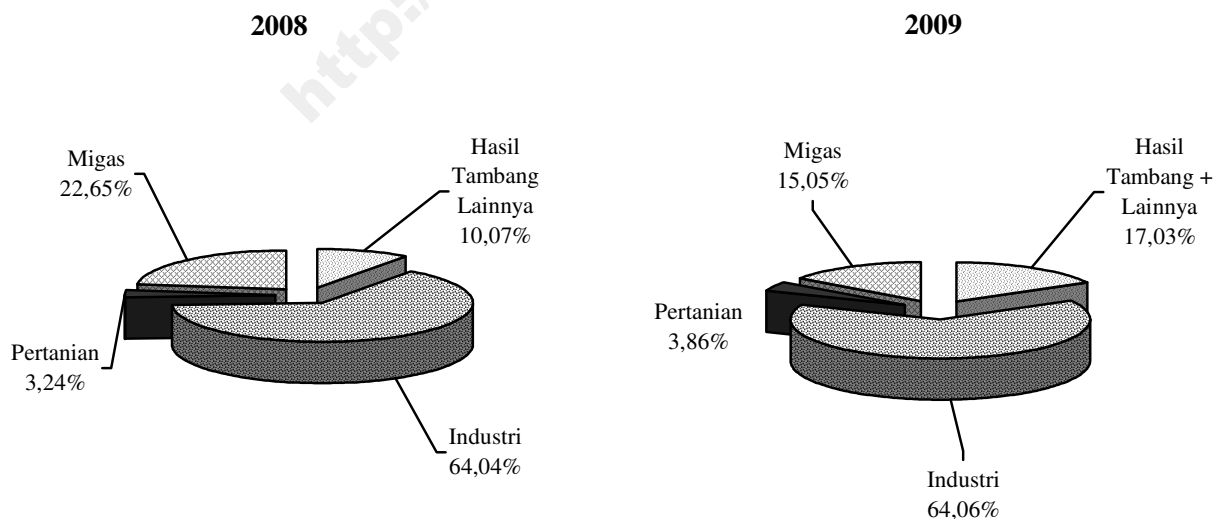
RINGKASAN

Ekspor Indonesia pada periode Januari - September 2009 mencapai nilai US\$ 80 143,9 juta dengan volume 256 392,3 ribu ton, yang terdiri dari US\$ 12 066,6 juta hasil ekspor minyak dan gas bumi dan US\$ 68 077,3 juta hasil ekspor komoditi non migas.

Dibandingkan periode yang sama tahun 2008, nilai ekspor turun US\$ 27 524,4 juta, karena adanya penurunan ekspor non migas senilai US\$ 15 202,8 juta, dan dari kelompok migas juga mengalami penurunan sebesar US\$ 12 321,6 juta atau

turun 50,52 persen dibanding periode yang sama tahun sebelumnya. Dengan demikian, diperlihatkan bahwa penerimaan dari sektor migas masih bisa diharapkan, karena perkembangan harga di pasaran internasional menunjukkan perkembangan yang fluktuatif. Bulan September 2009 harga minyak mentah Indonesia US\$ 67,07 per barelnya, turun sebesar US\$ 31,99 per barel dibandingkan bulan September 2008.

Grafik 1 : PERBANDINGAN NILAI EKSPOR INDONESIA PADA JANUARI-SEPTEMBER 2008 & 2009

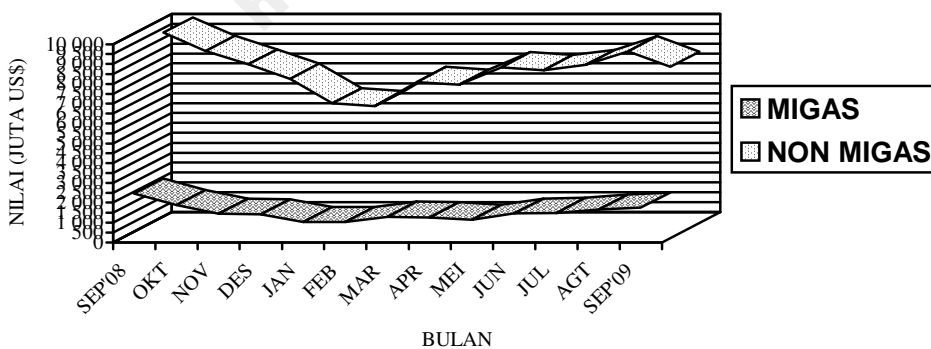


Pada Grafik 1 ditampilkan perbandingan nilai ekspor selama Periode Januari - September 2008 dan 2009. Sedangkan trend perkembangannya dari bulan September 2008 sampai dengan September 2009 disajikan pada Grafik 2, 3, dan 4. Nilai ekspor kelompok migas pada Januari - September 2008 senilai US\$ 24 388,2 juta yang terdiri dari minyak mentah, hasil minyak dan gas masing-masing senilai US\$ 10 891,7 juta, US\$ 2 812,7 juta, dan US\$ 10 683,8 juta. Sedangkan pada Januari - September 2009 nilai untuk kelompok

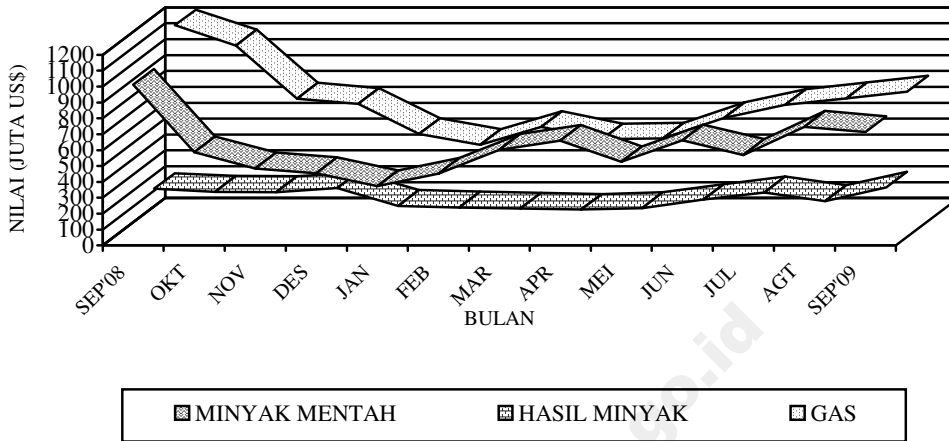
migas masing-masing sebesar US\$ 5 302,1 juta, US\$ 1 549,8 juta dan US\$ 5 214,7 juta.

Nilai ekspor untuk kelompok non migas yang terdiri dari hasil pertanian, industri serta hasil tambang dan lainnya pada bulan Januari - September 2008 masing-masing US\$ 3 489,7 juta, US\$ 68 949,9 juta, dan US\$ 10 840,4 juta. Sementara itu pada periode Januari - September 2009 masing-masing mencapai US\$ 3 091,2 juta, US\$ 51 339,3 juta, dan US\$ 13 646,9 juta.

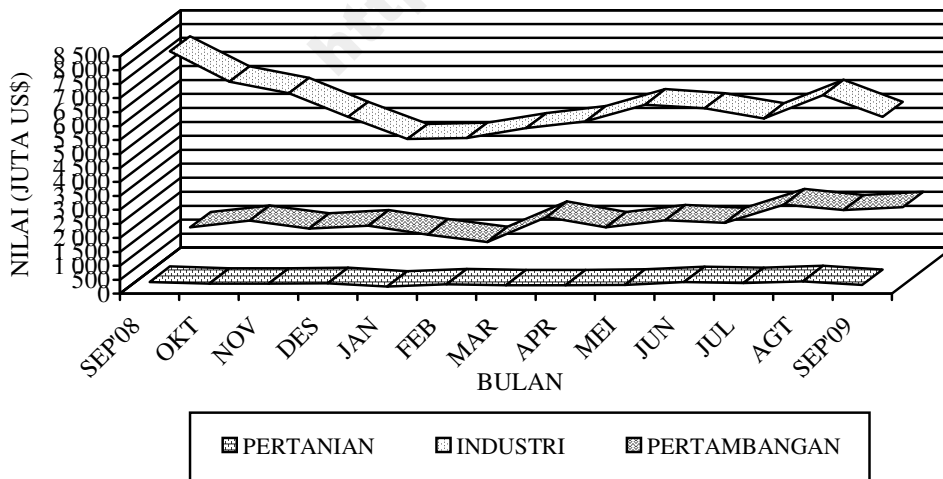
Grafik 2 : PERKEMBANGAN NILAI EKSPOR MIGAS DAN NON MIGAS SELAMA SEPTEMBER 2008 SAMPAI DENGAN SEPTEMBER 2009



**Grafik 3 : PERKEMBANGAN NILAI EKSPOR KOMODITI MIGAS
SELAMA SEPTEMBER 2008 SAMPAI DENGAN SEPTEMBER 2009**



**Grafik 4 : PERKEMBANGAN NILAI EKSPOR KOMODITI NON MIGAS
SELAMA SEPTEMBER 2008 SAMPAI DENGAN SEPTEMBER 2009**



**Tabel A. RINGKASAN EKSPOR NON MIGAS INDONESIA
(JUTA US\$)**

Tahun dan Bulan	Hasil sektor pertanian	Hasil sektor industri	Hasil sektor tambang	Total
[1]	[2]	[3]	[4]	[6]
2007				
Agustus	336,4	6 516,0	887,9	7 740,3
September	344,9	6 202,8	889,8	7 437,5
Oktober	285,3	7 030,7	1 003,0	8 318,9
November	371,5	6 504,8	860,7	7 737,0
Desember	372,5	7 205,7	846,7	8 425,0
2008				
Januari	318,8	7 609,5	1 019,5	8 947,7
Februari	306,5	6 930,2	927,6	8 164,5
Maret	334,0	7 870,6	1 037,1	9 241,7
April	376,5	6 861,3	1 202,8	8 440,5
Mei	404,2	8 041,7	1 238,9	9 684,7
Juni	459,2	8 162,3	1 201,9	9 823,5
Juli	450,2	7 707,8	1 487,2	9 645,3
Agustus	417,3	7 647,9	1 445,3	9 510,5
September	423,0	8 118,6	1 280,1	9 821,7
Oktober	358,4	7 038,7	1 507,3	8 904,4
November	359,8	6 631,2	1 229,2	8 220,1
Desember	376,7	5 773,7	1 339,2	7 489,6
2009				
Januari	261,6	4 977,6	1 015,3	6 254,6
Februari	339,5	5 022,4	748,0	6 109,8
Maret	307,8	5 373,4	1 651,9	7 333,2
April	307,7	5 614,4	1 278,0	7 200,0
Mei	322,3	6 220,5	1 529,2	8 072,1
Juni	413,2	6 081,5	1 434,7	7 929,3
Juli	379,0	5 720,3	2 096,0	8 195,3
Agustus	443,4	6 556,2	1 890,6	8 890,1
September	316,7	5 773,0	2 003,2	8 092,9

Dipandang dari negara tujuan ekspor (Tabel B), pada bulan September 2009 kelompok migas yang ditujukan ke kawasan Asia Timur sebesar US\$ 1 110,7 juta memperlihatkan penurunan dibanding tahun 2008. Negara yang memperlihatkan penurunan ekspor kelompok migas adalah Jepang dengan persentase penurunan sebesar 66,45 persen, sedangkan negara yang memperlihatkan peningkatan dibanding tahun 2008 adalah Cina dengan

persentase peningkatan sebesar 15,08 persen, Singapura dengan persentase peningkatan sebesar 9,38 persen, Muangthai dengan persentase peningkatan sebesar 407,60 persen dan Malaysia dengan persentase peningkatan sebesar 236,71 persen. Dari Tabel B juga terlihat bahwa ekspor komoditi migas pada bulan September 2009 menunjukkan penurunan menjadi US\$ 1 749,7 juta.

Tabel B : Perkembangan Ekspor Migas & Non Migas Indonesia Menurut Negara Tujuan, September 2008 & September 2009 (Juta US\$)

Kawasan Negara Ekspor	Migas			Non Migas		
	September 2008	September 2009	Perubahan (%)	September 2008	September 2009	Perubahan (%)
• Asia Timur	1 924,3	1 110,7	-42,28	2 796,5	2 623,0	-6,21
- Jepang	1 369,4	459,4	-66,45	1 230,3	1 082,7	-12,00
- China	283,7	326,5	15,08	698,1	709,6	1,65
• Asia Selatan & Tenggara	263,2	446,9	69,80	2 897,5	2 550,0	-11,99
- Muangthai	12,3	62,5	407,60	310,9	235,1	-24,40
- Singapura	198,0	216,6	9,38	766,0	665,9	-13,07
- Philipina	0,4	6,3	1557,61	194,6	177,4	-8,86
- Malaysia	47,9	161,4	236,71	509,5	503,1	-1,25
• Asia Barat	0,1	0,0	-100,00	590,0	351,7	-40,39
• Afrika	0,0	0,0	-	322,2	174,7	-45,80
• Australia & Oseania	222,9	136,1	-38,94	277,0	183,5	-33,74
• Amerika Utara	44,8	55,9	24,69	1 293,3	868,9	-32,81
- Amerika Serikat	44,8	55,9	24,69	1 231,6	830,9	-32,54
• Amerika Tengah & Selatan	0,0	0,0	-	253,1	160,5	-36,58
• Eropa Barat	0,1	0,0	-100,00	1 200,3	1 027,5	-14,40
• Eropa Timur	0,1	0,0	-100,00	191,8	153,2	-20,13
Total Ekspor	2 455,5	1 749,7	-28,75	9 821,7	8 092,9	-17,60

Pada kelompok non migas nilai ekspor juga mengalami penurunan hingga mencapai US\$ 8 092,1 juta.

Pada tabel 1 disajikan ekspor menurut sektor. Disini terlihat bahwa perolehan devisa terbesar pada periode Januari - September 2009 berasal dari sektor industri dengan nilai US\$ 51 339,3 juta atau sekitar 64,06 persen dari total ekspor, sedangkan pada periode Januari - September 2008 juga berasal dari sektor industri dengan nilai US\$ 68 949,9 juta atau sekitar 64,04 persen dari total ekspor. Dibandingkan periode yang sama tahun sebelumnya, sektor industri mengalami penurunan 25,54 persen.

Pada tabel 2 disajikan perkembangan ekspor komoditi hasil pertanian, selama periode Januari - September 2009, komoditi andalan sektor pertanian antara lain biji coklat dengan nilai US\$ 713,1 juta (23,07 persen); kopi dengan nilai US\$ 637,6 juta (20,63 persen); udang segar/beku dengan nilai US\$ 574,1 juta (18,57 persen); ikan dan lain-lain dengan nilai US\$ 447,6 juta (14,48 persen); rempah-rempah dengan nilai US\$ 167,4 juta (5,41 persen); teh dengan nilai US\$ 104,5 juta (3,38 persen); buah-buahan dengan nilai US\$ 81,1 juta (2,62 persen); tembakau dengan nilai US\$ 73,8 juta (2,39 persen); bahan nabati lainnya dengan nilai US\$ 62,7 juta (2,03 persen);

sayur-sayuran dengan nilai US\$ 35,2 juta (1,14 persen).

Pada tabel 3 disajikan perkembangan ekspor komoditi hasil industri, selama periode Januari - September 2009, komoditi andalan sektor industri antara lain minyak nabati dengan nilai US\$ 7 885,6 juta (15,36 persen); tekstil dengan nilai US\$ 6 909,8 juta (13,46 persen); alat listrik, ukur, fotografi, dll dengan nilai US\$ 6 016,0 juta (11,72 persen); barang dari logam tidak mulia dengan nilai US\$ 4 477,4 juta (8,72 persen); karet alam olahan dengan nilai US\$ 3 317,4 juta (6,42 persen); kertas dan barang dari kertas dengan nilai US\$ 2 438,9 juta (4,75 persen); makanan olahan dengan nilai US\$ 2 060,0 juta (4,01 persen); kayu olahan dengan nilai US\$ 1 578,1 juta (3,07 persen); bahan kimia dengan nilai US\$ 1 372,4 juta (2,67 persen); meubel dan bagian-bagiannya dengan nilai US\$ 1 198,1 juta (2,33 persen).

Pada tabel 4 disajikan perkembangan ekspor komoditi hasil pertambangan, selama periode Januari - September 2009, komoditi andalan sektor pertambangan antara lain batu bara dengan nilai US\$ 9 532,7 juta (69,85 persen) dan biji tembaga dengan nilai US\$ 3 609,7 juta (26,45 persen). Ekspor batu bara mengalami peningkatan 28,76 persen dibanding periode yang sama tahun

sebelumnya, demikian juga biji tembaga mengalami peningkatan 43,53 persen dibanding periode yang sama tahun sebelumnya.

Perkembangan ekspor Indonesia menurut komoditi dan negara tujuan yang disajikan pada Tabel 5, memperlihatkan bahwa ekspor selama ini lebih banyak bertumpu pada 15 komoditi utama, (ringkasan disajikan pada Tabel C yang diurut menurut nilai ekspor). Lima belas komoditi tersebut pada periode Januari - September 2009 menyumbang sekitar 64,43 persen dari ekspor non migas.

Batu bara mempunyai nilai US\$ 9 532,7 juta, naik US\$ 2 129,4 juta dari tahun lalu, komoditi ini menyumbang sekitar 14,00 persen ekspor non migas nasional pada periode Januari - September 2009. Nilai ekspor barang dari minyak kelapa sawit selama periode Januari - September 2009 turun US\$ 2 785,1 juta menjadi US\$ 6 828,9 juta.

Pada periode Januari - September 2009 nilai ekspor pakaian jadi sebesar US\$ 4 338,0 juta, yang turun dibanding tahun lalu sebesar US\$ 348,6 juta atau turun sekitar 7,44 persen. Komoditi biji tembaga diekspor dengan nilai US\$ 3 609,7 juta atau 5,30 persen, alat listrik diekspor dengan nilai

US\$ 3 205,1 juta atau sekitar 4,71 persen dari perolehan devisa non migas.

Selama periode Januari - September 2009, audio visual nilai ekspornya mencapai US\$ 2 475,4 juta, sedangkan tahun sebelumnya senilai US\$ 2 005,8 juta, atau terjadi peningkatan sekitar US\$ 469,5 juta (23,41 persen). Kertas dan barang dari kertas nilai ekspornya turun US\$ 539,8 juta (18,12 persen) menjadi US\$ 2 438,9 juta.

Perolehan devisa dari pada periode Januari - September 2009 crumb rubber diekspor dengan nilai US\$ 2 022,6 juta atau sekitar 2,97 persen dari kelompok non migas. pada periode Januari - September 2009 textil lainnya diekspor dengan nilai US\$ 1 716,9 juta, sedangkan tahun sebelumnya US\$ 2 127,4 juta.

Tembaga nilai ekspornya turun US\$ 337,4 juta menjadi US\$ 1 472,9 juta. Sedangkan nilai ekspor besi/baja dalam periode Januari - September 2009 turun 40,88 persen menjadi US\$ 1 472,8 juta. Alas kaki (kulit, karet dan kanvas) nilai ekspornya turun US\$ 113,9 juta menjadi US\$ 1 271,9 juta. Damar tiruan bahan plastik nilai ekspornya turun US\$ 392,0 juta menjadi US\$ 1 268,8 juta. Barang dari karet nilai ekspornya naik US\$ 6,5 juta menjadi US\$ 1 158,3 juta. Bahan kimia organik nilai

eksportnya turun US\$ 461,2 juta menjadi US\$ 1 047,5 juta.

**Tabel C : Ekspor Utama Barang Bukan Migas
Periode Januari - September, 2008 dan 2009**

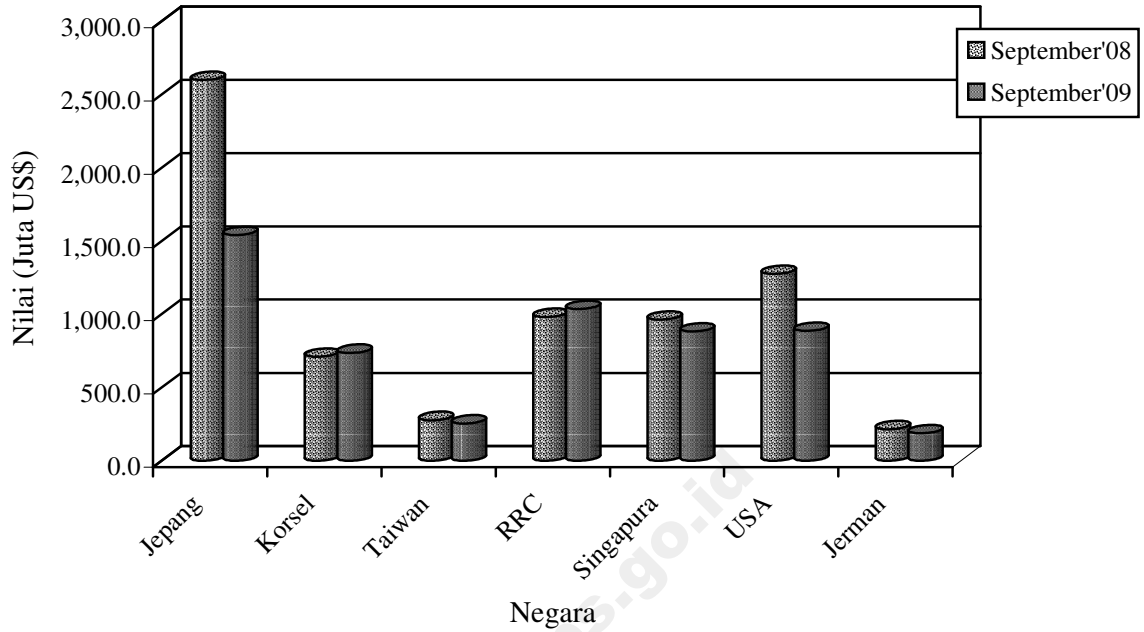
HS	Nilai FOB (Juta US\$)		Perubahan		% Peran 2009 (Terhadap Non Migas)
	2008	2009	Absolut	Persen	
Batu Bara	7 403,3	9 532,7	2 129,4	28,76	14,00
Minyak Kelapa Sawit	9 614,1	6 828,9	-2 785,1	-28,97	10,03
Pakaian Jadi	4 686,6	4 338,0	-348,6	-7,44	6,37
Biji Tembaga	2 515,0	3 609,7	1 094,7	43,53	5,30
Alat Listrik	3 923,4	3 205,1	-718,4	-18,31	4,71
Audio Visual	2 005,8	2 475,4	469,5	23,41	3,64
Kertas dan Barang dari Kertas	2 978,7	2 438,9	-539,8	18,12	3,58
Crumb Rubber	4 614,7	2 022,6	-2 592,0	-56,17	2,97
Textil lainnya	2 127,4	1 716,9	-410,5	-19,30	2,52
Tembaga	1 810,3	1 472,9	-337,4	-18,64	2,16
Besi/Baja	2 491,0	1 472,8	-1 018,3	-40,88	2,16
Alas Kaki (Kulit,Karet dan Kanvas)	1 385,7	1 271,9	-113,9	-8,22	1,87
Damar Tiruan, Bahan Plastik	1 660,8	1 268,8	-392,0	-23,60	1,86
Barang dari karet	1 151,8	1 158,3	6,5	0,56	1,70
Bahan Kimia Organik	1 508,6	1 047,5	-461,2	-30,57	1,54
Total Komoditi Utama	49 877,4	43 860,3	-6 017,1	-12,06	64,43

Nilai ekspor periode Januari - September 2009, menurut negara kelompok ekonomi, ke kelompok negara APEC adalah yang terbesar yaitu mencapai 71,16 persen dari total ekspor yaitu US\$ 57 028,5 juta, ke ASEAN sebesar US\$ 16 249,1 juta dan ke NAFTA sebesar US\$ 8 476,2 juta. Sementara nilai ekspor ke Uni Eropa sebesar 12,08 persen (US\$ 9 683,6 juta) dan ke Timur Tengah sebesar 3,66 persen (US\$ 2 932,3 juta). Ditinjau dari perkembangannya, nilai ekspor ke negara-negara APEC turun 27,82 persen dibanding keadaan tahun 2008 yang diikuti oleh penurunan ekspor menuju Jepang sebesar 41,57 persen, menuju ASEAN sebesar 23,86 persen, menuju NAFTA sebesar 22,91 persen dan ke Korea Selatan turun sebesar 31,18 persen

Nilai ekspor periode Januari - September 2009, menuju tujuh negara tujuan utama yaitu Jepang, Korea Selatan, Taiwan, RR China, Singapura, Amerika dan Jerman mencapai sebesar US\$ 44 234,8 juta atau sekitar 55,19 persen dari total ekspor. Dibandingkan periode tahun sebelumnya nilai ini turun US\$ 19 240,7 juta atau sekitar 30,31 persen.

Selain tujuh negara tujuan utama di atas, negara tujuan yang membeli produk nasional di atas US\$ 100 juta pada bulan September 2009 antara lain Hongkong, Malaysia dan Australia masing-masing dengan nilai US\$ 163,2 juta, US\$ 664,5 juta dan US\$ 276,3 juta. Sedangkan dari kawasan Eropa antara lain ke Belanda dan Spanyol masing-masing dengan nilai US\$ 234,8 juta dan US\$ 212,0 juta.

Grafik 5: EKSPOR INDONESIA MENURUT NEGARA TUJUAN UTAMA BULAN SEPTEMBER 2008 & 2009



Perbandingan nilai ekspor bulan September 2008 dan 2009 ke beberapa negara tertentu disajikan pada Grafik 5.

TABEL 1. RINGKASAN PERKEMBANGAN EKSPOR INDONESIA

JENIS BARANG	BERAT BERSIH (RIBU TON)		PERUB	NILAI FOB (JUTA US \$)		PERUB
	JAN-SEP 2008	JAN-SEP 2009	%	JAN-SEP 2008	JAN-SEP 2009	%
	(1)	(2)	(3)	(4)	(5)	(6)
Total Ekspor	273,532.2	256,392.3	-6.27	107,668.3	80,143.9	-25.56
MIGAS	34,133.2	31,451.2	-7.86	24,388.2	12,066.6	-50.52
MINYAK MENTAH	13,732.7	13,289.3	-3.23	10,891.7	5,302.1	-51.32
HASIL MINYAK	4,856.6	3,927.7	-19.13	2,812.7	1,549.8	-44.90
GAS ALAM	15,543.9	14,234.2	-8.43	10,683.8	5,214.7	-51.19
NON MIGAS	239,399.0	224,941.1	-6.04	83,280.1	68,077.3	-18.26
HASIL PERTANIAN	1,881.2	1,966.3	4.52	3,489.7	3,091.2	-11.42
HASIL INDUSTRI	47,287.6	40,616.7	-14.11	68,949.9	51,339.3	-25.54
HASIL TAMBANG	190,228.2	182,356.4	-4.14	10,832.6	13,639.5	25.91
LAINNYA	2.0	1.7	-11.16	7.8	7.4	-6.08

TABEL 2. PERKEMBANGAN EKSPOR KOMODITI HASIL PERTANIAN

JENIS BARANG	BERAT BERSIH (TON)		PERUB	NILAI FOB (RIBU US \$)		PERUB
	JAN-SEP 2008	JAN-SEP 2009	%	JAN-SEP 2008	JAN-SEP 2009	%
	(1)	(2)	(3)	(4)	(5)	(6)
TOTAL PERTANIAN	1,881,206	1,966,259	4.52	3,489,738	3,091,179	-11.42
KARET ALAM	8,291	8,078	-2.57	14,890	9,982	-32.97
KOPI	361,271	401,649	11.18	772,930	637,610	-17.51
KAYU BULAT	2	263	11,268.80	36	74	104.93
UDANG SEGAR/BEKU	110,922	87,149	-21.43	777,255	574,082	-26.14
TEH	64,969	63,670	-2.00	95,378	104,509	9.57
REMPAH-REMPAH	95,687	81,011	-6.39	237,308	167,359	-29.48
-LADA HITAM	29,653	27,759	-6.39	90,040	61,403	-31.81
-LADA PUTIH	13,187	8,916	-32.39	62,214	35,605	-42.77
-KAYU MANIS DAN BUNGANYA	21,935	17,498	-20.23	19,584	14,731	-24.78
-BIJI PALA & BUNGANYA DAN KAPULAGA	13,746	14,230	3.52	45,846	40,664	-11.30
-PANILI	122	132	8.04	1,633	1,414	-13.43
-LAINNYA	17,044	12,476	-26.80	17,990	13,543	-24.72
TEBAKAU	21,688	25,809	19.00	51,561	73,829	43.19
BIJI COKLAT	272,738	304,321	11.58	612,258	713,050	16.46
IKAN DAN LAIN-LAIN	265,436	286,611	-3.89	516,438	447,584	-13.33
-IKAN TONGKOL/TUNA	59,621	57,301	-3.89	123,379	120,077	-2.68
-UBUR-UBUR	6,297	3,577	-43.19	11,892	7,055	-40.67
-KEPITING, KERANG-KERANGAN	39,308	33,155	-15.65	144,428	87,992	-39.08
-BEKICOT	2,494	1,851	-25.79	7,338	4,795	-34.66
-IKAN LAINNYA	157,717	190,726	20.93	229,401	227,664	-0.76
BIJI-BIJIAN	55,049	108,904	-8.26	17,984	16,175	-10.06
-BIJI BUNGA	62	57	-8.26	2,207	1,851	-16.15
-BIJI KAPAS	645	416	-35.40	167	95	-43.23
-BIJI LAINNYA	54,342	108,431	99.53	15,610	14,230	-8.84
BULU BEBEK	57	119	108.39	68	86	26.28
DAMAR DAN GETAH DAMAR	30,807	34,726	12.72	25,281	28,848	14.11
KOPAL DAN LAIN-LAIN	21,388	21,201	-0.87	18,765	15,847	-15.55
SAYUR-SAYURAN	77,017	78,144	1.46	33,897	35,230	3.93
BUAH-BUAHAN	162,545	169,217	4.10	94,617	81,124	-14.26
KULIT KERANG DAN LAIN-LAIN	5,803	4,156	-28.38	2,028	1,723	-15.06
TANAMAN OBAT	5,712	7,472	30.80	6,632	6,838	3.10

TABEL 2. PERKEMBANGAN EKSOR KOMODITI HASIL PERTANIAN

JENIS BARANG	BERAT BERSIH (TON)		PERUB	NILAI FOB (RIBU US \$)		PERUB
	JAN-SEP 2008	JAN-SEP 2009	%	JAN-SEP 2008	JAN-SEP 2009	%
	(1)	(2)	(3)	(4)	(5)	(6)
BAHAN NABATI LAINNYA	90,010	97,591	-9.15	77,356	62,678	-18.97
-GANGGANG LAUT	72,144	65,543	-9.15	75,463	60,490	-19.84
-LAINNYA	17,866	32,048	79.38	1,893	2,188	15.56
HASIL PERTANIAN LAINNYA	231,814	186,169	810.98	135,056	114,552	-15.18
-MUTIARA	1	11	810.98	10,372	13,708	32.16
-LAINNYA	231,812	186,158	-19.69	124,684	100,844	-19.12

TABEL 3. PERKEMBANGAN EKSPOR KOMODITI HASIL INDUSTRI

JENIS BARANG	BERAT BERSIH (TON)		PERUB	NILAI FOB (RIBU US \$)		PERUB
	JAN-SEP 2008	JAN-SEP 2009	%	JAN-SEP 2008	JAN-SEP 2009	%
	(1)	(2)	(3)	(4)	(5)	(6)
TOTAL INDUSTRI	47,287,642	40,616,713	-14.11	68,949,932	51,339,268	-25.54
KAYU OLAHAN	2,239,127	1,744,382	-22.10	2,240,353	1,578,063	-29.56
-KAYU LAPIS	1,343,791	1,024,803	-23.74	1,217,745	832,595	-31.63
-KAYU GERGAJIAN	41,472	26,353	-36.46	44,123	27,119	-38.54
-KAYU OLAHAN LAIN	853,864	693,227	-18.81	978,485	718,349	-26.59
BARANG DARI LOGAM TIDAK MULIA	2,562,885	1,950,218	-23.91	8,121,618	4,477,400	-44.87
-TIMAH	91,822	77,180	-15.95	1,669,297	933,776	-44.06
-ALUMINIUM	216,738	173,245	-20.07	699,571	335,044	-52.11
-NIKEL	83,547	18,860	-77.43	1,249,171	123,358	-90.12
-BESI/BAJA	1,759,339	1,278,008	-27.36	2,491,004	1,472,752	-40.88
-TEMBAGA	214,326	232,325	8.40	1,810,329	1,472,942	-18.64
-SENG	2,786	3,207	15.12	6,085	3,697	-39.24
-LOGAM TIDAK MULIA LAIN	194,328	167,392	-13.86	196,161	135,829	-30.76
TEKSTIL	1,383,877	1,290,334	-6.76	7,938,232	6,909,757	-12.96
-PAKAIAN JADI	324,010	296,695	-8.43	4,686,631	4,338,044	-7.44
-KAIN TENUN	208,022	158,628	-23.74	1,124,210	854,857	-23.96
-TEKSTIL LAINNYA	851,845	835,011	-1.98	2,127,392	1,716,856	-19.30
KARET ALAM OLAHAN	2,188,950	1,845,294	-15.70	6,164,604	3,317,374	-46.19
-BARANG DARI KARET	344,341	364,545	5.87	1,151,782	1,158,278	0.56
-SHEET	126,435	63,632	-49.67	337,386	98,901	-70.69
-CRUMB RUBBER	1,695,535	1,392,797	-17.86	4,614,663	2,022,634	-56.17
-CREPE	22,638	24,320	7.43	60,772	37,562	-38.19
MAKANAN TERNAK	2,409,284	2,375,689	-1.39	351,212	185,161	-47.28
-BUNGKIL KELAPA	204,880	144,358	-29.54	28,381	18,956	-33.21
-DEDAK/BEKATUL	292,433	270,349	-7.55	51,313	36,769	-28.34
-LAINNYA	1,911,971	1,960,982	2.56	271,518	129,436	-52.33
MINYAK ATSIRI DAN LAINNYA	51,657	52,526	1.68	291,205	244,466	-16.05
-MINYAK ATSIRI LAINNYA	3,224	3,162	-1.94	118,098	62,853	-46.78
-WANGI-WANGIAN DARI MINYAK ATSIRI	48,432	49,364	1.92	173,107	181,614	4.91
ROTAN OLAHAN	24,541	22,739	-7.34	23,843	22,822	-4.28
MINYAK NABATI	11,494,904	13,090,847	13.88	11,649,440	7,885,611	-32.31
-MINYAK KELAPA SAWIT	9,737,973	11,411,040	17.18	9,614,070	6,828,934	-28.97
-MINYAK BIJI KELAPA SAWIT	941,708	1,195,831	26.99	1,100,918	740,792	-32.71
-MINYAK NABATI LAIN	815,224	483,975	-40.63	934,452	315,885	-66.20
ASAM BERLEMAK	661,248	630,108	-4.71	579,718	371,730	-35.88
-STEARIN	105,397	113,308	7.51	113,890	79,348	-30.33
-ASAM BERLEMAK LAIN	555,852	516,799	-7.03	465,828	292,382	-37.23

TABEL 3. PERKEMBANGAN EKSPOR KOMODITI HASIL INDUSTRI

JENIS BARANG	BERAT BERSIH (TON)		PERUB	NILAI FOB (RIBU US \$)		PERUB
	JAN-SEP 2008	JAN-SEP 2009	%	JAN-SEP 2008	JAN-SEP 2009	%
	(1)	(2)	(3)	(4)	(5)	(6)
ALAT LISTRIK UKUR FOGRAFI DLL	505,532	436,336	-13.69	6,324,412	6,016,026	-4.88
-ALAT LISTRIK	423,239	327,112	-22.71	3,923,443	3,205,063	-18.31
-DIODE TRANSISTOR	749	748	-0.14	114,776	91,426	-20.34
-AUDIO VISUAL	72,268	100,745	39.40	2,005,839	2,475,384	23.41
-FOTOGRAFI DAN OPTIK	2,519	2,354	-6.58	158,081	137,641	-12.93
-ALAT UKUR	589	725	22.94	11,228	22,092	96.76
-LONCENG ARLOJI DAN BAGIANNYA	6,167	4,654	-24.54	111,046	84,419	-23.98
MAKANAN OLAHAN	1,764,014	1,264,448	-28.32	2,244,100	2,060,010	-8.20
-COKLAT OLAHAN	106,587	68,967	-35.30	317,283	229,815	-27.57
-GULA TETES	676,339	299,573	-55.71	49,273	36,379	-26.17
-KERUPUK UDANG	6,132	5,422	-11.57	10,003	9,081	-9.22
-BUAH/SAYURAN OLAHAN	381,732	320,980	-15.91	301,274	215,215	-28.57
-MINUMAN OLAHAN	88,126	87,820	-0.35	57,258	44,831	-21.70
-ROKOK DAN TEMBAKAU OLAHAN	63,904	54,702	-14.40	328,105	343,511	4.70
-DAGING TERNAK	3,395	3,446	1.52	13,970	14,497	3.77
-DAGING UNGGAS	80	0	-99.98	86	1	-98.60
-IKAN OLAHAN	145,920	144,332	-1.09	601,673	587,591	-2.34
-BERAS GILING	460	2,153	367.89	291	1,587	446.03
-KOPI OLAHAN	128	143	11.85	448	311	-30.56
-TEH OLAHAN	10,110	7,109	-29.69	25,601	19,619	-23.37
-GULA PASIR	532	576	8.14	443	505	14.05
-GULA LAINNYA	7,964	11,767	47.75	5,379	7,605	41.38
-MAKANAN OLAHAN LAINNYA	272,605	257,458	-5.56	533,012	549,463	3.09
SEMEN	3,465,980	3,142,551	-9.33	124,260	116,943	-5.89
BARANG ANYAMAN	16,360	11,255	-31.21	44,930	30,027	-33.17
-DARI ROTAN	5,102	2,759	-45.92	14,249	9,415	-33.93
-DARI BAHAN LAINNYA	11,258	8,495	-24.54	30,681	20,612	-32.82
MEUBEL DAN BAGIAN-BAGIANNYA	635,152	497,129	-21.73	1,485,972	1,198,081	-19.37
-DARI ROTAN	106,978	83,589	-21.86	240,349	187,746	-21.89
-DARI BAHAN LAINNYA	528,175	413,539	-21.70	1,245,622	1,010,334	-18.89
BAHAN KIMIA	5,913,806	2,605,286	-55.95	2,279,011	1,372,399	-39.78
-AN ORGANIK	3,945,170	1,062,465	-73.07	613,282	256,910	-58.11
-ORGANIK	1,795,357	1,410,900	-21.41	1,508,637	1,047,451	-30.57
-LAINNYA	173,279	131,922	-23.87	157,093	68,038	-56.69
PUPUK	240,025	331,260	38.01	141,764	135,628	-4.33
PRODUK PHARMASI	8,954	8,234	-8.03	144,119	141,179	-2.04
KULIT DAN BARANG DARI KULIT	9,021	6,794	-24.69	182,225	122,281	-32.90
KACA DAN BARANG DARI KACA	604,111	496,130	-17.87	342,614	248,854	-27.37
KERTAS DAN BARANG DARI KERTAS	3,155,776	3,152,790	-0.09	2,978,694	2,438,901	-18.12
INDUSTRI LAINNYA	7,952,438	5,662,364	-28.80	15,297,605	12,466,553	-18.51
-GLISEROL DAN LARUTAN ALKALI	45,126	32,026	-29.03	21,911	5,579	-74.54
-MARGARIN DAN LEMAK LAINNYA	360,502	240,893	-33.18	405,350	180,713	-55.42
-SABUN MANDI DAN CUCI	400,865	398,999	-0.47	427,179	384,353	-10.03
-BAHAN CELUP ORGANIK SINTETIK	24,367	15,006	-38.41	113,871	69,537	-38.93
-PREPARAT PEMBASMI KUMAN DLL	42,348	44,219	4.42	103,328	124,389	20.38
-DAMAR TIRUAN BAHAN PLASTIK	927,774	894,306	-3.61	1,660,836	1,268,801	-23.60
-BAHAN KERTAS	2,018,602	1,573,595	-22.05	1,162,689	551,695	-52.55
-ALAS KAKI (KULIT KARET DAN KANVAS)	96,034	89,506	-6.80	1,385,727	1,271,861	-8.22
-PRODUK KERAMIK	382,335	308,776	-19.24	239,967	188,068	-21.63
-EMAS BATANGAN	22	19	-10.24	628,655	553,461	-11.96
-PESAWAT UDARA DAN BAGIANNYA	3,139	3,044	-3.04	82,038	194,097	136.59
-KAPAL LAUT DAN SEJENISNYA	350,181	287,187	-17.99	649,801	951,018	46.36
-PERLENGKAPAN OLAHRAGA DAN MAINAN	24,790	22,567	-8.97	218,222	189,800	-13.02

TABEL 3. PERKEMBANGAN EKSPOR KOMODITI HASIL INDUSTRI

JENIS BARANG	BERAT BERSIH (TON)		PERUB	NILAI FOB (RIBU US \$)		PERUB
	JAN-SEP 2008	JAN-SEP 2009	%	JAN-SEP 2008	JAN-SEP 2009	%
(1)	(2)	(3)	(4)	(5)	(6)	(7)
-PENA DAN PENSIL	7,486	6,216	-16.96	54,485	50,190	-7.88
-BATU SEMI PERMATA	23	8	-67.14	256	644	151.26
-KOPER TAS DOMPET PLASTIK/TEKSTIL	5,138	5,032	-2.06	38,083	34,985	-8.14
-BARANG DARI LOGAM MULIA	246	954	288.47	125,320	169,224	35.03
-PETI KEMAS	14,534	834	-94.26	17,609	3,551	-79.84
-KOMPUTER DAN BAGIANNYA	26,534	27,938	5.29	569,860	678,684	19.10
-KENDARAAN BERMOTOR RODA 2 DAN 3	6,401	4,577	-28.50	53,735	35,285	-34.34
-KENDARAAN BERMOTOR RODA 4 DAN LE	145,733	67,531	-53.66	1,008,505	481,202	-52.29
-SUKU CADANG MESIN	96,436	40,257	-58.25	866,039	622,525	-28.12
-SUKU CADANG KENDARAAN	148,770	98,913	-33.51	1,031,873	671,204	-34.95
-UBI KAYU OLAHAN	64,443	38,413	-40.39	11,754	5,613	-52.25
-INDUSTRI LAINNYA	2,760,610	1,461,549	-47.06	4,420,510	3,780,074	-14.49

TABEL 4. PERKEMBANGAN EKSPOR KOMODITI HASIL PERTAMBANGAN

JENIS BARANG	BERAT BERSIH (TON)		PERUB	NILAI FOB (RIBU US \$)		PERUB
	JAN-SEP 2008	JAN-SEP 2009	%	JAN-SEP 2008	JAN-SEP 2009	%
(1)	(2)	(3)	(4)	(5)	(6)	(7)
TOTAL PERTAMBANGAN	190,228,204	182,356,362	-4.14	10,832,573	13,639,490	25.91
BIJI TEMBAGA	1,096,005	1,767,736	61.29	2,515,018	3,609,720	43.53
BIJI NIKEL	9,369,440	6,397,948	-31.71	472,743	173,283	-63.35
BAUKSIT	13,734,612	9,575,147	-30.28	169,507	165,866	-2.15
BIJI TIMAH/TIN	564	3	-99.55	19	60	210.82
BATU BARA	153,029,265	158,133,571	3.34	7,403,334	9,532,709	28.76
GRANIT	4,314,474	1,217,150	-71.79	39,562	11,758	-70.28
PASIR ALAM	246	94	-61.97	112	205	82.19
HASIL TAMBANG LAIN	8683596	5264713	-39.37	232277	145890	-37.19

TABEL 5. PERKEMBANGAN EKSPOR INDONESIA MENURUT KOMODITI DAN NEGARA TUJUAN

JENIS BARANG	BERAT BERSIH (KG)		PERUB	NILAI FOB (US \$)		PERUB
	JAN-SEP 2008	JAN-SEP 2009	%	JAN-SEP 2008	JAN-SEP 2009	%
	(1)	(2)	(3)	(4)	(5)	(6)
MINYAK MENTAH	13,732,689,429	13,289,253,517	-3.23	10,891,698,288	5,302,115,747	-51.32
JAPAN	4,685,543,950	2,534,134,631	-45.92	3,675,428,116	1,028,267,689	-72.02
KOREA, REPUBLIC OF	1,953,112,000	1,951,254,729	-0.10	1,409,029,781	752,014,049	-46.63
TAIWAN	234,803,000	255,255,933	8.71	185,454,664	76,683,805	-58.65
CHINA	1,315,110,000	2,088,972,222	58.84	1,060,700,169	803,281,687	-24.27
THAILAND	349,865,000	893,223,073	155.31	312,676,568	388,904,545	24.38
SINGAPORE	1,832,483,001	1,115,128,772	-39.15	1,480,010,080	432,335,025	-70.79
PHILIPPINES	0	22,927,953	-	0	10,420,181	-
MALAYSIA	398,829,000	826,370,613	107.20	285,326,698	346,795,836	21.54
AUSTRALIA	2,066,101,478	2,511,456,004	21.56	1,758,554,894	1,046,662,077	-40.48
NEW ZEALAND	267,672,000	262,486,292	-1.94	232,244,984	107,037,500	-53.91
UNITED STATES	535,550,000	746,956,790	39.47	416,543,550	286,762,899	-31.16
CHILE	0	81,086,505	-	0	22,950,454	-
NETHERLANDS	46,914,000	0	-100.00	39,295,687	0	-100.00
ITALY	46,706,000	0	-100.00	36,433,097	0	-100.00
HASIL MINYAK	4,856,627,080	3,927,728,213	-19.13	2,812,740,841	1,549,755,380	-44.90
JAPAN	2,353,666,871	1,153,331,421	-51.00	1,391,088,468	402,864,874	-71.04
HONG KONG	7,140	50	-99.30	12,005	144	-98.80
KOREA, REPUBLIC OF	376,053,019	560,035,903	48.92	215,017,484	255,329,183	18.75
TAIWAN	120,226,543	36,314,712	-69.79	27,013,285	15,771,416	-41.62
CHINA	376,023,173	479,145,528	27.42	187,344,195	171,582,170	-8.41
THAILAND	26,506,527	10,924,309	-58.79	24,019,741	5,323,364	-77.84
SINGAPORE	1,158,368,433	687,264,838	-40.67	747,742,939	309,219,086	-58.65
PHILIPPINES	1,945,038	1,943,895	-0.06	2,113,801	1,445,349	-31.62
MALAYSIA	159,841,907	787,233,948	392.51	96,119,369	288,003,491	199.63
MYANMAR (FORM. BURMA)	1,298,064	130,599	-89.94	1,800,998	166,162	-90.77
VIET NAM	86,621	530,936	512.94	125,039	341,057	172.76
MALDIVES	3,842	0	-100.00	4,981	0	-100.00
INDIA	263,644,449	156,135,273	-40.78	98,556,069	61,014,193	-38.09
PAKISTAN	3,713,667	732,555	-80.27	5,027,178	894,222	-82.21
BANGLADESH	110,710	1,704,677	1,439.77	146,920	1,112,767	657.40
SRI LANKA	25,054	0	-100.00	550	0	-100.00
IRAN (ISLAMIC REPUBLIC OF)	179,950	0	-100.00	63,000	0	-100.00
JORDAN	0	3,421	-	0	7,200	-
YEMEN	0	1,000,000	-	0	502,800	-
UNITED ARAB EMIRATES	994,736	746,032	-25.00	1,131,704	754,217	-33.36
QATAR	2,500,000	200,000	-92.00	2,522,500	132,000	-94.77
SOUTH AFRICA	196,520	50,014	-74.55	300,760	41,529	-86.19
AUSTRALIA	94,212	62,060	-34.13	134,240	82,598	-38.47
NEW ZEALAND	219,829	152,029	-30.84	313,340	186,399	-40.51
FIJI	54,010	32,009	-40.74	123,331	39,255	-68.17
EAST TIMOR	2,835,781	5,912,798	108.51	2,730,512	2,937,212	7.57
UNITED STATES	26,000	5	-99.98	10,000	50	-99.50
GUATEMALA	16,660	0	-100.00	27,220	0	-100.00
UNITED KINGDOM	502	38,263,478	7,622,106.77	3,894	27,881,115	715,901.93
NETHERLANDS	5,000,250	5,025,610	0.51	5,875,016	3,451,301	-41.25
GERMANY, FED. REP. OF	0	498,510	-	0	265,568	-
BELGIUM	2,100,575	0	-100.00	2,139,140	0	-100.00
FINLAND	385,833	52,599	-86.37	555,624	54,196	-90.25
ITALY	0	156	-	0	517	-
UKRAINE	16,660	33,320	100.00	18,243	36,152	98.17
ESTONIA	0	19,270	-	0	20,426	-
RUSSIA FEDERATION	484,504	248,258	-48.76	659,295	295,367	-55.20
GAS ALAM	15,543,874,519	14,234,238,802	-8.43	10,683,781,680	5,214,688,855	-51.19
JAPAN	10,681,897,079	9,821,904,996	-8.05	6,398,432,914	3,269,033,014	-48.91
KOREA, REPUBLIC OF	2,612,197,882	1,996,160,539	-23.58	2,252,117,544	852,363,346	-62.15
CHINA	2,194,924,779	2,297,181,328	4.66	1,971,786,892	1,038,566,151	-47.33
THAILAND	54,783,430	46,436,343	-15.24	61,378,737	30,022,451	-51.09
SINGAPORE	1,249	4,825,603	386,257.33	219	5,050,259	2,305,954.34
MALAYSIA	4,100	2,700,030	65,754.39	4,471	2,669,513	59,607.29
INDIA	0	64,970,338	-	0	16,925,100	-
EAST TIMOR	66,000	59,600	-9.70	60,903	59,004	-3.12
GERMANY, FED. REP. OF	0	25	-	0	17	-
KARET ALAM	8,290,780	8,077,702	-2.57	14,890,374	9,981,583	-32.97
JAPAN	480,402	108,006	-77.52	1,732,529	594,400	-65.69
HONG KONG	841,880	500	-99.94	1,319,207	1,500	-99.89
KOREA, REPUBLIC OF	360,576	118,032	-67.27	899,889	251,570	-72.04
TAIWAN	0	18,000	-	0	10,800	-
CHINA	4,091,788	4,983,069	21.78	6,913,165	4,787,868	-30.74
SINGAPORE	676,054	529,591	-21.66	340,221	1,552,725	356.39
MALAYSIA	25,000	65,000	160.00	33,726	74,285	120.26

TABEL 5. PERKEMBANGAN EKSPOR INDONESIA MENURUT KOMODITI DAN NEGARA TUJUAN

JENIS BARANG	BERAT BERSIH (KG)		PERUB	NILAI FOB (US \$)		PERUB
	JAN-SEP 2008	JAN-SEP 2009	%	JAN-SEP 2008	JAN-SEP 2009	%
	(1)	(2)	(3)	(4)	(5)	(6)
INDIA	0	40,320	-	0	63,706	-
PAKISTAN	0	120,960	-	0	204,085	-
IRAN (ISLAMIC REPUBLIC OF)	0	60,480	-	0	98,747	-
TURKEY	804,990	660,320	-17.97	1,403,633	713,814	-49.15
UNITED ARAB EMIRATES	12,347	0	-100.00	42,261	0	-100.00
SOUTH AFRICA	60,480	0	-100.00	191,084	0	-100.00
NEW ZEALAND	9,750	0	-100.00	13,503	0	-100.00
EAST TIMOR	0	210	-	0	182	-
UNITED STATES	182,869	214,200	17.13	580,111	289,170	-50.15
BRAZIL	86,070	1,143,000	1,227.99	158,369	1,243,440	685.15
GERMANY, FED. REP. OF	553,130	14	-100.00	1,064,298	791	-99.93
DENMARK	63	0	-100.00	10,800	0	-100.00
ITALY	105,380	16,000	-84.82	187,576	94,500	-49.62
GREECE	1	0	-100.00	2	0	-100.00
KOPI	361,271,441	401,648,793	11.18	772,930,078	637,609,825	-17.51
JAPAN	39,073,511	38,506,313	-1.45	92,839,322	70,486,796	-24.08
HONG KONG	776,751	791,119	1.85	1,767,685	1,353,146	-23.45
KOREA, REPUBLIC OF	312,578	3,965,675	1,168.70	877,920	5,910,573	573.25
TAIWAN	1,790,357	3,284,517	83.46	5,142,028	7,735,452	50.44
CHINA	1,400,940	1,169,140	-16.55	3,059,283	1,752,149	-42.73
MACAU	0	95,277	-	0	182,510	-
PAPUA NEW GUINEA	1,124	0	-100.00	1,541	0	-100.00
THAILAND	6,000	1,620,000	26,900.00	22,500	2,447,100	10,776.00
SINGAPORE	5,401,965	5,309,621	-1.71	13,316,042	9,731,455	-26.92
PHILIPPINES	8,495,799	16,829,699	98.09	15,610,112	22,034,349	41.15
MALAYSIA	12,661,152	10,784,749	-14.82	23,430,360	15,186,639	-35.18
VIET NAM	0	1,996,800	-	0	2,466,368	-
INDIA	10,067,159	6,855,300	-31.90	18,050,268	8,896,489	-50.71
PAKISTAN	5,099	0	-100.00	18,707	0	-100.00
IRAN (ISLAMIC REPUBLIC OF)	1,010,400	1,618,791	60.21	2,223,881	2,118,162	-4.75
SAUDI ARABIA	21,000	24,093	14.73	56,700	50,584	-10.79
ISRAEL	131,760	37,200	-71.77	340,098	83,256	-75.52
JORDAN	192,000	116,200	-39.48	434,043	182,977	-57.84
LEBANON	0	57,600	-	0	67,200	-
OMAN	0	120,000	-	0	205,200	-
SYRIA ARAB REPUBLIC	96,000	0	-100.00	218,549	0	-100.00
UNITED ARAB EMIRATES	565,500	396,300	-29.92	1,269,175	723,437	-43.00
EGYPT	7,743,800	8,124,401	4.91	15,591,648	12,762,109	-18.15
MOROCCO	4,528,800	5,622,597	24.15	9,006,307	8,216,108	-8.77
ALGERIA	20,668,200	25,516,675	23.46	42,396,087	35,688,454	-15.82
BURKINA FASO	17,999	0	-100.00	54,600	0	-100.00
SOUTH AFRICA	8,238,496	4,897,799	-40.55	17,310,629	7,273,248	-57.98
AUSTRALIA	8,723,483	6,492,171	-25.58	18,772,063	10,538,756	-43.86
NEW ZEALAND	342,632	309,296	-9.73	1,241,253	1,004,019	-19.11
SOLOMON ISLANDS	686	0	-100.00	1,614	0	-100.00
TUVALU	7,604	0	-100.00	12,413	0	-100.00
UNITED STATES	48,952,937	56,926,835	16.29	131,415,773	125,232,514	-4.71
CANADA	1,991,220	1,855,199	-6.83	7,061,255	5,847,664	-17.19
MEXICO	3,293,700	3,046,500	-7.51	7,297,592	5,142,333	-29.53
ARGENTINA	0	19,020	-	0	24,673	-
ECUADOR	2,332,800	5,198,400	122.84	4,381,189	7,225,863	64.93
UNITED KINGDOM	11,751,455	12,211,115	3.91	22,168,766	17,891,209	-19.30
NETHERLANDS	1,491,740	3,056,952	104.93	3,952,269	5,353,556	35.46
FRANCE	4,800,000	6,391,600	33.16	9,245,571	8,636,672	-6.59
GERMANY, FED. REP. OF	74,041,418	64,259,937	-13.21	145,427,352	87,564,799	-39.79
AUSTRIA	828,252	0	-100.00	1,388,372	0	-100.00
BELGIUM	27,580,674	31,183,734	13.06	52,894,391	44,158,447	-16.52
SWITZERLAND	1,112,700	1,199,799	7.83	2,366,987	1,731,332	-26.86
DENMARK	363,760	375,240	3.16	858,348	767,282	-10.61
NORWAY	123,000	144,000	17.07	431,570	446,940	3.56
SWEDEN	904,680	762,599	-15.71	2,396,012	1,366,492	-42.97
FINLAND	230,400	115,200	-50.00	540,288	199,680	-63.04
IRELAND	200,400	180,000	-10.18	693,480	563,400	-18.76
ITALY	21,573,470	25,986,218	20.45	44,146,974	37,518,170	-15.02
SPAIN	2,024,800	9,876,285	387.77	4,005,257	13,175,987	228.97
PORTUGAL	1,067,900	1,017,599	-4.71	2,253,931	1,532,721	-32.00
ICELAND	18,000	0	-100.00	64,600	0	-100.00
GREECE	1,718,700	1,519,200	-11.61	3,413,099	1,981,358	-41.95
POLAND	995,400	595,200	-40.20	1,898,616	783,417	-58.74
ROMANIA	3,515,640	3,564,091	1.38	6,670,711	4,835,269	-27.51
BULGARIA	3,892,800	2,545,200	-34.62	7,753,342	3,648,492	-52.94
ARMENIA	137,700	18,000	-86.93	362,528	29,970	-91.73
UKRAINE	38,400	180,000	368.75	75,774	306,450	304.43

TABEL 5. PERKEMBANGAN EKSPOR INDONESIA MENURUT KOMODITI DAN NEGARA TUJUAN

JENIS BARANG	BERAT BERSIH (KG)		PERUB	NILAI FOB (US \$)		PERUB
	JAN-SEP 2008	JAN-SEP 2009	%	JAN-SEP 2008	JAN-SEP 2009	%
	(1)	(2)	(3)	(4)	(5)	(6)
LATVIA	219,600	551,100	150.96	385,733	839,337	117.60
ESTONIA	1,256,400	809,399	-35.58	2,340,005	1,105,542	-52.75
GEORGIA	6,750,500	8,388,658	24.27	13,364,582	11,824,809	-11.52
MALTA	0	199,980	-	0	214,038	-
SLOVENIA	0	56,400	-	0	91,608	-
CZECH REPUBLIC	714,000	777,000	8.82	1,190,314	1,009,633	-15.18
RUSSIA FEDERATION	5,068,200	14,097,000	178.15	9,420,569	19,463,632	106.61
KAYU BULAT	2,314	263,074	11,268.80	36,329	74,448	104.93
JAPAN	555	765	37.84	13,608	30,561	124.58
HONG KONG	0	1	-	0	6	-
KOREA, REPUBLIC OF	0	12,523	-	0	752	-
CHINA	0	49,877	-	0	18,701	-
SINGAPORE	135	4	-97.04	1,945	35	-98.20
PHILIPPINES	0	20,000	-	0	800	-
MALAYSIA	0	179,903	-	0	23,588	-
VIET NAM	10	0	-100.00	75	0	-100.00
UNITED ARAB EMIRATES	0	1	-	0	5	-
AUSTRALIA	1,525	0	-100.00	8,381	0	-100.00
ARGENTINA	89	0	-100.00	12,320	0	-100.00
UDANG SEGAR/BEKU	110,921,770	87,149,008	-21.43	777,254,630	574,082,033	-26.14
JAPAN	29,104,549	25,750,960	-11.52	247,348,703	216,967,397	-12.28
HONG KONG	2,850,589	2,741,871	-3.81	14,434,348	11,648,081	-19.30
KOREA, REPUBLIC OF	541,517	447,795	-17.31	3,895,330	2,580,978	-33.74
TAIWAN	1,738,584	1,375,825	-20.87	5,155,334	3,626,784	-29.65
CHINA	4,492,645	1,474,500	-67.18	15,349,032	6,778,733	-55.84
MACAU	10,357	4,863	-53.05	10,565	5,040	-52.30
THAILAND	161,857	72,180	-55.41	1,195,014	444,917	-62.77
SINGAPORE	1,480,951	2,178,420	47.10	4,410,614	4,819,319	9.27
PHILIPPINES	8,564	58,570	583.91	72,936	92,355	26.62
MALAYSIA	3,425,130	2,613,658	-23.69	4,067,841	2,893,269	-28.87
CAMBODIA	150	0	-100.00	10	0	-100.00
BRUNEI DARUSSALAM	5,486	79	-98.56	68,225	1,256	-98.16
VIET NAM	499,253	635,326	27.26	4,817,627	4,326,971	-10.18
INDIA	0	12,420	-	0	122,318	-
PAKISTAN	25	0	-100.00	32	0	-100.00
SRI LANKA	0	400	-	0	1,325	-
IRAN (ISLAMIC REPUBLIC OF)	0	2,664	-	0	1,742	-
ISRAEL	0	10,822	-	0	54,157	-
KUWAIT	731	3,336	356.36	629	4,173	563.43
JORDAN	236	325	37.71	647	807	24.73
LEBANON	31,831	34,056	6.99	88,717	141,113	59.06
SYRIA ARAB REPUBLIC	101	183	81.19	977	85	-91.30
TURKEY	45,582	22,287	-51.11	89,318	128,962	44.39
UNITED ARAB EMIRATES	246,833	52,253	-78.83	976,466	413,742	-57.63
CYPRUS	62,605	88,099	40.72	385,021	250,018	-35.06
EGYPT	484,277	406,961	-15.97	3,004,392	3,021,068	0.56
MOROCCO	0	8,720	-	0	37,496	-
REUNION	190,256	188,912	-0.71	1,708,749	1,435,430	-16.00
GHANA	0	111	-	0	214	-
SEYCHELLES	0	6,448	-	0	50,920	-
SOUTH AFRICA	2,386	1,283	-46.23	4,807	3,207	-33.28
MAURITIUS	67,836	49,065	-27.67	446,852	360,728	-19.27
AUSTRALIA	367,099	300,565	-18.12	2,260,981	2,475,829	9.50
NEW ZEALAND	39,719	27,670	-30.34	185,671	133,203	-28.26
GUAM	660	0	-100.00	21,545	0	-100.00
AMERICAN SAMOA	5	0	-100.00	5	0	-100.00
EAST TIMOR	0	22,098	-	0	5,855	-
UNITED STATES	47,617,635	34,174,103	-28.23	354,496,468	229,524,033	-35.25
CANADA	299,068	180,395	-39.68	1,599,041	926,545	-42.06
SURINAME	0	195	-	0	1,241	-
VENEZUELA	75	295	293.33	60	526	776.67
BRAZIL	1,035	2,409	132.75	1,522	4,430	191.06
PERU	269	880	227.14	644	2,214	243.79
TRINIDAD AND TOBAGO	16,798	0	-100.00	112,030	0	-100.00
PUERTO RICO	727,800	1,282,895	76.27	4,788,424	7,756,554	61.99
DOMINICAN REPUBLIC	16,329	0	-100.00	109,920	0	-100.00
NETHERLANDS ANTILLES	12,880	0	-100.00	84,852	0	-100.00
UNITED KINGDOM	5,053,965	3,816,634	-24.48	34,208,331	24,226,663	-29.18
NETHERLANDS	877,521	1,614,471	83.98	5,128,715	7,243,143	41.23
FRANCE	494,143	1,761,463	256.47	3,118,664	10,351,300	231.91
GERMANY, FED. REP. OF	1,315,477	513,750	-60.95	9,293,650	3,409,246	-63.32
AUSTRIA	2,236	2,708	21.11	3,518	4,566	29.79

TABEL 5. PERKEMBANGAN EKSPOR INDONESIA MENURUT KOMODITI DAN NEGARA TUJUAN

JENIS BARANG	BERAT BERSIH (KG)		PERUB	NILAI FOB (US \$)		PERUB
	JAN-SEP 2008	JAN-SEP 2009	%	JAN-SEP 2008	JAN-SEP 2009	%
	(1)	(2)	(3)	(4)	(5)	(6)
BELGIUM	6,262,444	2,772,689	-55.73	42,575,989	18,335,225	-56.94
SWITZERLAND	82,004	149,471	82.27	534,587	1,009,646	88.86
DENMARK	217,693	173,280	-20.40	1,393,570	999,374	-28.29
NORWAY	2,592	2,739	5.67	4,958	4,640	-6.41
SWEDEN	94,522	82,409	-12.82	843,958	684,923	-18.84
FINLAND	17,400	662	-96.20	243,825	1,615	-99.34
IRELAND	15,511	1,397	-90.99	245,071	2,808	-98.85
ITALY	1,458,534	1,734,409	18.91	5,272,011	5,311,869	0.76
SPAIN	202,195	23,058	-88.60	1,339,870	108,181	-91.93
PORTUGAL	28,327	141,264	398.69	83,296	639,817	668.12
ICELAND	0	16,344	-	0	126,371	-
GREECE	11,933	39,791	233.45	67,367	122,477	81.81
HUNGARY	1,733	596	-65.61	2,539	787	-69.00
POLAND	709	2,807	295.91	1,341	5,218	289.11
ROMANIA	0	594	-	0	1,236	-
UKRAINE	27,199	1,128	-95.85	177,292	1,941	-98.91
LITHUANIA	666	371	-44.29	1,492	543	-63.61
ESTONIA	0	153	-	0	145	-
CROATIA	427	0	-100.00	693	0	-100.00
CZECH REPUBLIC	346	421	21.68	1,992	3,019	51.56
RUSSIA FEDERATION	202,490	62,502	-69.13	1,518,552	444,245	-70.75
TEH	64,969,386	63,669,878	-2.00	95,377,879	104,509,062	9.57
JAPAN	832,863	1,151,740	38.29	1,364,118	2,368,390	73.62
HONG KONG	79,010	88,008	11.39	36,506	47,843	31.06
KOREA, REPUBLIC OF	12,288	10,277	-16.37	21,051	23,811	13.11
TAIWAN	582,465	342,759	-41.15	668,823	464,785	-30.51
CHINA	293,042	225,680	-22.99	350,882	303,513	-13.50
PAPUA NEW GUINEA	0	10,080	-	0	21,192	-
THAILAND	0	2,400	-	0	4,020	-
SINGAPORE	398,354	436,665	9.62	590,523	687,325	16.39
MALAYSIA	5,709,464	5,156,220	-9.69	8,060,745	7,243,698	-10.14
BRUNEI DARUSSALAM	3,893	625	-83.95	4,645	405	-91.28
VIET NAM	12,000	0	-100.00	23,880	0	-100.00
MALDIVES	154	0	-100.00	409	0	-100.00
INDIA	2,844,710	2,149,919	-24.42	3,544,825	3,555,486	0.30
PAKISTAN	10,079,845	8,532,102	-15.35	17,418,880	15,988,770	-8.21
SRI LANKA	262,240	113,270	-56.81	444,945	233,746	-47.47
AFGHANISTAN	399,454	199,336	-50.10	546,496	231,781	-57.59
IRAN (ISLAMIC REPUBLIC OF)	24,000	28,700	19.58	41,745	61,768	47.97
SAUDI ARABIA	276,782	284,885	2.93	420,356	391,823	-6.79
ISRAEL	250,640	306,620	22.33	343,882	487,471	41.76
JORDAN	19,400	0	-100.00	29,356	0	-100.00
SYRIA ARAB REPUBLIC	25,600	0	-100.00	52,464	0	-100.00
TURKEY	379,720	305,260	-19.61	627,782	534,794	-14.81
UNITED ARAB EMIRATES	3,722,332	3,487,750	-6.30	5,150,047	5,379,945	4.46
EGYPT	1,077,400	819,580	-23.93	1,735,287	1,511,542	-12.89
SOMALIA	60,700	18,575	-69.40	37,330	11,713	-68.62
KENYA	256,000	295,200	15.31	176,040	248,510	41.17
DJIBOUTI	245,534	101,369	-58.71	169,408	83,543	-50.69
SOUTH AFRICA	334,680	213,270	-36.28	774,154	518,011	-33.09
AUSTRALIA	468,027	277,128	-40.79	743,087	517,637	-30.34
NEW ZEALAND	447,432	352,071	-21.31	507,809	402,104	-20.82
NEW CALEDONIA	0	256	-	0	688	-
VANUATU	113	0	-100.00	171	0	-100.00
FIJI	86,060	107,560	24.98	121,314	186,718	53.91
SAMOA	5,350	6,974	30.36	8,050	13,900	72.67
EAST TIMOR	0	9,870	-	0	1,215	-
UNITED STATES	4,594,068	5,399,577	17.53	6,756,589	8,521,951	26.13
CANADA	459,724	344,815	-25.00	640,765	509,054	-20.56
SURINAME	0	434	-	0	2,067	-
CHILE	329,210	358,680	8.95	546,487	635,645	16.31
PUERTO RICO	0	540	-	0	864	-
UNITED KINGDOM	6,293,372	7,349,258	16.78	9,030,034	12,548,649	38.97
NETHERLANDS	2,836,908	2,202,490	-22.36	4,234,865	3,574,643	-15.59
FRANCE	20,111	0	-100.00	54,064	0	-100.00
GERMANY, FED. REP. OF	6,215,157	5,780,133	-7.00	7,659,777	7,541,128	-1.55
BELGIUM	0	22,152	-	0	18,330	-
SWITZERLAND	327	0	-100.00	755	0	-100.00
DENMARK	47,000	9,400	-80.00	86,556	14,720	-82.99
SWEDEN	10,400	0	-100.00	10,483	0	-100.00
ITALY	22,571	0	-100.00	46,709	0	-100.00
SPAIN	14,054	7,038	-49.92	22,290	13,050	-41.45
POLAND	2,493,156	1,959,169	-21.42	4,393,971	3,402,374	-22.57

TABEL 5. PERKEMBANGAN EKSPOR INDONESIA MENURUT KOMODITI DAN NEGARA TUJUAN

JENIS BARANG	BERAT BERSIH (KG)		PERUB	NILAI FOB (US \$)		PERUB
	JAN-SEP 2008	JAN-SEP 2009	%	JAN-SEP 2008	JAN-SEP 2009	%
(1)	(2)	(3)	(4)	(5)	(6)	(7)
KAZAKHSTAN	118,500	73,080	-38.33	171,059	148,411	-13.24
KYRGYZSTAN	83,955	145,680	73.52	152,772	255,079	66.97
UKRAINE	540,429	1,422,727	163.26	730,467	2,174,836	197.73
UZBEKISTAN	76,800	21,000	-72.66	138,744	31,080	-77.60
LATVIA	98,448	63,952	-35.04	166,041	117,417	-29.28
CZECH REPUBLIC	1,921	0	-100.00	17,981	0	-100.00
RUSSIA FEDERATION	11,523,723	13,475,604	16.94	16,502,460	23,473,617	42.24
-LADA HITAM	29,653,410	27,758,699	-6.39	90,040,277	61,402,798	-31.81
JAPAN	351,167	307,188	-12.52	1,467,323	1,055,352	-28.08
HONG KONG	62,478	85,096	36.20	211,691	194,636	-8.06
KOREA, REPUBLIC OF	207,000	264,800	27.92	752,127	724,489	-3.67
TAIWAN	107,500	390,000	262.79	180,150	894,560	396.56
CHINA	30,000	0	-100.00	108,995	0	-100.00
SINGAPORE	1,444,947	401,330	-72.23	4,135,992	770,833	-81.36
PHILIPPINES	139,165	151,330	8.74	34,183	47,357	38.54
MALAYSIA	26,731	108,518	305.96	87,283	235,925	170.30
NEPAL	140,400	0	-100.00	481,409	0	-100.00
VIET NAM	2,376,607	3,402,625	43.17	8,056,524	7,725,538	-4.11
INDIA	3,660,500	4,764,010	30.15	12,191,288	10,676,537	-12.42
PAKISTAN	60,000	0	-100.00	201,150	0	-100.00
TURKEY	0	181,998	-	0	319,974	-
BENIN	19,050	0	-100.00	55,245	0	-100.00
SOUTH AFRICA	28,657	9,011	-68.56	13,378	6,549	-51.05
AUSTRALIA	254,791	240,000	-5.81	987,412	578,630	-41.40
UNITED STATES	18,428,755	15,761,005	-14.48	53,235,552	34,156,938	-35.84
CANADA	105,652	125,000	18.31	370,502	279,273	-24.62
MEXICO	0	2,673	-	0	3,150	-
JAMAICA	0	50,000	-	0	112,902	-
DOMINICAN REPUBLIC	4,685	10,589	126.02	15,750	12,371	-21.45
NETHERLANDS	787,000	233,501	-70.33	2,787,351	510,952	-81.67
FRANCE	590,277	162,355	-72.50	2,029,994	359,309	-82.30
GERMANY, FED. REP. OF	202,375	150,000	-25.88	719,358	446,776	-37.89
BELGIUM	3,054	30,000	882.32	7,375	100,050	1,256.61
ITALY	61,000	109,000	78.69	226,804	285,707	25.97
SPAIN	0	30,000	-	0	70,800	-
PORTUGAL	2,518	17,375	590.03	5,263	42,805	713.32
BULGARIA	34,949	46,299	32.48	82,163	83,010	1.03
UKRAINE	13,000	0	-100.00	48,750	0	-100.00
RUSSIA FEDERATION	511,152	724,996	41.84	1,547,265	1,708,375	10.41
-LADA PUTIH	13,186,652	8,916,024	-32.39	62,214,429	35,604,876	-42.77
JAPAN	977,504	454,746	-53.48	4,823,922	1,896,608	-60.68
HONG KONG	48,998	49,999	2.04	253,150	207,730	-17.94
KOREA, REPUBLIC OF	16,765	12,494	-25.48	66,175	43,350	-34.49
TAIWAN	187,000	259,022	38.51	807,520	959,988	18.88
CHINA	34,000	0	-100.00	177,750	0	-100.00
SINGAPORE	2,501,040	1,673,610	-33.08	12,127,101	6,413,086	-47.12
PHILIPPINES	9,322	9,337	0.16	25,030	27,210	8.71
MALAYSIA	262,031	269,124	2.71	1,303,296	1,094,776	-16.00
VIET NAM	774,500	838,500	8.26	3,809,678	3,324,266	-12.74
INDIA	670,855	156,000	-76.75	3,201,039	566,663	-82.30
PAKISTAN	3,688	1,352	-63.34	9,029	2,002	-77.83
NIGERIA	633	0	-100.00	4,900	0	-100.00
SOUTH AFRICA	466,000	0	-100.00	1,190,548	0	-100.00
AUSTRALIA	202,000	136,000	-32.67	1,048,544	549,910	-47.55
EAST TIMOR	0	2,767	-	0	755	-
UNITED STATES	3,089,000	1,847,497	-40.19	15,464,665	7,764,229	-49.79
CANADA	92,733	51,068	-44.93	472,944	206,625	-56.31
MEXICO	0	2,991	-	0	3,525	-
DOMINICAN REPUBLIC	19,511	0	-100.00	68,370	0	-100.00
UNITED KINGDOM	115,000	76,000	-33.91	342,140	304,465	-11.01
NETHERLANDS	1,568,000	1,245,372	-20.58	7,679,682	5,095,067	-33.66
FRANCE	134,000	201,000	50.00	724,460	791,161	9.21
GERMANY, FED. REP. OF	1,561,502	1,513,994	-3.04	6,572,385	5,932,975	-9.73
BELGIUM	272,000	64,000	-76.47	1,257,236	217,535	-82.70
DENMARK	15,000	15,000	0.00	75,000	58,500	-22.00
ITALY	81,000	30,000	-62.96	306,622	133,470	-56.47
SPAIN	49,000	0	-100.00	256,330	0	-100.00
PORTUGAL	20,570	6,151	-70.10	83,288	10,980	-86.82
BULGARIA	15,000	0	-100.00	63,625	0	-100.00
-KAYU MANIS DAN BUNGANYA	21,935,107	17,498,301	-20.23	19,584,322	14,730,522	-24.78
JAPAN	5,575	850	-84.75	8,695	1,160	-86.66

TABEL 5. PERKEMBANGAN EKSPOR INDONESIA MENURUT KOMODITI DAN NEGARA TUJUAN

JENIS BARANG	BERAT BERSIH (KG)		PERUB	NILAI FOB (US \$)		PERUB
	JAN-SEP 2008	JAN-SEP 2009	%	JAN-SEP 2008	JAN-SEP 2009	%
	(1)	(2)	(3)	(4)	(5)	(6)
KOREA, REPUBLIC OF	180,734	196,608	8.78	143,210	160,697	12.21
TAIWAN	20,260	468	-97.69	8,638	113	-98.69
CHINA	0	424,210	-	0	231,379	-
THAILAND	1,273,354	873,074	-31.44	1,224,321	758,261	-38.07
SINGAPORE	501,356	391,491	-21.91	396,386	225,467	-43.12
PHILIPPINES	720	277	-61.53	1,908	909	-52.36
MALAYSIA	1,076,815	875,027	-18.74	958,810	757,245	-21.02
VIET NAM	314,689	120,000	-61.87	172,363	74,776	-56.62
MALDIVES	1,099	1,244	13.19	2,102	2,678	27.40
INDIA	596,828	214,459	-64.07	501,633	172,254	-65.66
IRAN (ISLAMIC REPUBLIC OF)	0	10,000	-	0	6,000	-
SAUDI ARABIA	10,000	0	-100.00	9,690	0	-100.00
ISRAEL	171,680	55,884	-67.45	120,309	48,929	-59.33
JORDAN	20,445	23,155	13.26	20,662	14,350	-30.55
LEBANON	0	13,000	-	0	11,800	-
YEMEN	7,278	0	-100.00	5,501	0	-100.00
OMAN	12,450	0	-100.00	6,583	0	-100.00
SYRIA ARAB REPUBLIC	163,549	60,186	-63.20	113,311	47,780	-57.83
TURKEY	110,832	297,964	168.84	47,352	161,320	240.68
UNITED ARAB EMIRATES	404,018	588,142	45.57	241,151	316,748	31.35
EGYPT	78,089	176,203	125.64	75,788	147,524	94.65
LIBYAN ARAB JAMAHIRIYA	20,000	61,999	210.00	18,400	60,159	226.95
MOROCCO	441,500	112,000	-74.63	270,385	70,990	-73.74
TUNISIA	60,000	0	-100.00	60,879	0	-100.00
ALGERIA	207,870	264,242	27.12	202,335	213,831	5.68
REUNION	280	0	-100.00	133	0	-100.00
SOUTH AFRICA	109,529	30,000	-72.61	92,495	16,775	-81.86
MAURITIUS	16,008	31,498	96.76	16,415	26,700	62.66
AUSTRALIA	30,554	30,520	-0.11	43,470	39,762	-8.53
NEW ZEALAND	0	17	-	0	286	-
UNITED STATES	9,264,745	7,592,148	-18.05	8,826,886	7,150,457	-18.99
CANADA	380,352	203,955	-46.38	333,657	188,568	-43.48
MEXICO	52,000	102,000	96.15	31,100	55,447	78.29
GUATEMALA	0	1,294	-	0	1,672	-
PANAMA	10,000	57,000	470.00	17,350	48,046	176.92
SURINAME	207	646	212.08	810	3,800	369.14
CHILE	0	7,650	-	0	1,771	-
VENEZUELA	410,985	203,900	-50.39	368,484	179,856	-51.19
ARGENTINA	73	4,162	5,601.37	202	2,980	1,375.25
BRAZIL	944,098	712,516	-24.53	750,619	529,481	-29.46
COLOMBIA	46,000	0	-100.00	28,830	0	-100.00
URUGUAY	0	8,300	-	0	5,000	-
DOMINICAN REPUBLIC	847,407	892,941	5.37	625,079	633,217	1.30
DOMINICA	72,000	0	-100.00	17,280	0	-100.00
UNITED KINGDOM	35,000	30,625	-12.50	23,645	22,784	-3.64
NETHERLANDS	1,404,148	549,657	-60.85	1,144,033	379,970	-66.79
FRANCE	547,223	519,524	-5.06	493,759	482,577	-2.26
GERMANY, FED. REP. OF	705,493	559,219	-20.73	737,241	467,210	-36.63
AUSTRIA	46	0	-100.00	144	0	-100.00
BELGIUM	397,975	76,067	-80.89	386,111	52,794	-86.33
NORWAY	9,000	27,000	200.00	8,460	22,275	163.30
SWEDEN	14,558	10,558	-27.48	20,325	13,889	-31.67
IRELAND	15,000	0	-100.00	102,975	0	-100.00
ITALY	90,394	34,932	-61.36	115,648	45,994	-60.23
SPAIN	97,000	117,249	20.88	66,038	79,139	19.84
PORTUGAL	161,000	205,314	27.52	196,566	255,585	30.03
GREECE	351,190	367,625	4.68	345,472	306,503	-11.28
POLAND	99,681	225,000	125.72	71,971	143,289	99.09
ROMANIA	0	1,000	-	0	1,450	-
BULGARIA	0	21,499	-	0	13,450	-
UKRAINE	0	17,584	-	0	9,204	-
LITHUANIA	0	1,656	-	0	1,580	-
CROATIA	0	17,763	-	0	14,681	-
RUSSIA FEDERATION	144,020	76,999	-46.54	108,712	49,960	-54.04
-BIJI PALA & BUNGANYA DAN KAPI	13,745,564	14,229,688	3.52	45,845,555	40,664,237	-11.30
JAPAN	413,221	387,359	-6.26	3,299,805	2,961,308	-10.26
HONG KONG	2,587	32,687	1,163.51	22,063	186,163	743.78
KOREA, REPUBLIC OF	255,718	310,309	21.35	429,067	604,833	40.96
TAIWAN	906	56,758	6,164.68	6,255	67,879	985.20
CHINA	36,477	46,960	28.74	77,824	43,840	-43.67
THAILAND	151,254	99,611	-34.14	782,851	558,648	-28.64
SINGAPORE	824,554	457,731	-44.49	4,671,569	2,817,222	-39.69
PHILIPPINES	52,406	60,042	14.57	162,235	212,539	31.01

TABEL 5. PERKEMBANGAN EKSPOR INDONESIA MENURUT KOMODITI DAN NEGARA TUJUAN

JENIS BARANG	BERAT BERSIH (KG)		PERUB	NILAI FOB (US \$)		PERUB
	JAN-SEP 2008	JAN-SEP 2009	%	JAN-SEP 2008	JAN-SEP 2009	%
	(1)	(2)	(3)	(4)	(5)	(6)
MALAYSIA	705,415	616,309	-12.63	1,863,433	686,269	-63.17
MYANMAR (FORM. BURMA)	6,247	0	-100.00	21,106	0	-100.00
VIET NAM	4,960,717	6,470,292	30.43	8,568,882	10,219,560	19.26
MALDIVES	121	0	-100.00	163	0	-100.00
INDIA	887,054	827,892	-6.67	2,884,963	2,427,652	-15.85
PAKISTAN	126,495	124,467	-1.60	696,405	530,582	-23.81
BANGLADESH	129,252	279,765	116.45	536,370	844,591	57.46
AFGHANISTAN	8,000	0	-100.00	64,000	0	-100.00
IRAN (ISLAMIC REPUBLIC OF)	0	114,000	-	0	66,767	-
SAUDI ARABIA	425	20,250	4,664.71	213	15,156	7,015.49
ISRAEL	9,987	0	-100.00	49,136	0	-100.00
KUWAIT	0	1,555	-	0	5,450	-
JORDAN	3,275	5,916	80.64	8,115	7,357	-9.34
LEBANON	0	13,499	-	0	58,675	-
YEMEN	3,146	0	-100.00	9,778	0	-100.00
UNITED ARAB EMIRATES	147,987	36,694	-75.20	435,924	52,149	-88.04
EGYPT	14,445	4,578	-68.31	51,421	4,556	-91.14
MOROCCO	98,376	79,807	-18.88	370,380	403,570	8.96
GHANA	44,998	29,998	-33.33	254,850	180,750	-29.08
NIGERIA	46,738	56,998	21.95	171,800	106,100	-38.24
BENIN	69,334	18,547	-73.25	21,111	14,738	-30.19
SOUTH AFRICA	15,000	36,700	144.67	100,500	230,790	129.64
AUSTRALIA	111,472	133,483	19.75	418,589	544,201	30.01
EAST TIMOR	0	7,771	-	0	631	-
UNITED STATES	1,081,200	1,076,190	-0.46	3,976,002	3,991,092	0.38
CANADA	27,950	60,288	115.70	88,139	198,215	124.89
MEXICO	11,821	15,057	27.38	8,827	21,556	144.21
CHILE	14,168	0	-100.00	67,315	0	-100.00
ARGENTINA	255,429	247,464	-3.12	397,743	559,792	40.74
BRAZIL	31,040	62,981	102.90	145,474	134,670	-7.43
DOMINICAN REPUBLIC	20,355	26,767	31.50	72,125	71,944	-0.25
UNITED KINGDOM	2,488	4,953	99.08	10,117	9,602	-5.09
NETHERLANDS	1,355,297	885,415	-34.67	5,590,125	4,237,962	-24.19
FRANCE	39,179	56,023	42.99	297,172	415,609	39.85
GERMANY, FED. REP. OF	489,696	576,273	17.68	2,664,948	2,884,752	8.25
AUSTRIA	16	0	-100.00	53	0	-100.00
BELGIUM	592,941	490,477	-17.28	3,384,601	2,326,867	-31.25
SWITZERLAND	1	0	-100.00	1	0	-100.00
ITALY	368,322	187,024	-49.22	1,904,215	1,142,102	-40.02
SPAIN	142,474	99,299	-30.30	705,705	444,932	-36.95
PORTUGAL	0	14,500	-	0	53,938	-
DEMOCRATIC REPUBLIC OF THE C	8,433	0	-100.00	2,430	0	-100.00
UKRAINE	28,500	0	-100.00	91,370	0	-100.00
RUSSIA FEDERATION	150,647	96,999	-35.61	460,385	319,228	-30.66
-PANILI	122,331	132,170	8.04	1,632,957	1,413,605	-13.43
JAPAN	323	200	-38.08	5,887	6,865	16.61
HONG KONG	166	25	-84.94	2,110	622	-70.52
TAIWAN	45	98	117.78	1,846	210	-88.62
CHINA	1,205	3,926	225.81	28,444	54,217	90.61
SINGAPORE	570	8,417	1,376.67	5,260	98,863	1,779.52
MALAYSIA	3,464	2,646	-23.61	10,213	4,129	-59.57
TURKEY	0	183	-	0	5,576	-
AUSTRALIA	502	1,091	117.33	11,415	23,232	103.52
NEW ZEALAND	0	204	-	0	5,316	-
UNITED STATES	96,913	72,791	-24.89	1,185,914	790,696	-33.33
CANADA	1	8,999	899,800.00	2	128,790	6,439,400.00
MEXICO	50	0	-100.00	200	0	-100.00
DOMINICA	270	150	-44.44	8,120	3,473	-57.23
UNITED KINGDOM	2,875	1,049	-63.51	68,180	23,476	-65.57
NETHERLANDS	11,000	29,687	169.88	225,500	218,707	-3.01
FRANCE	400	0	-100.00	3,300	0	-100.00
GERMANY, FED. REP. OF	4,547	2,601	-42.80	76,566	45,828	-40.15
SWITZERLAND	0	103	-	0	3,605	-
-LAINNYA	17,043,705	12,475,637	-26.80	17,990,412	13,543,246	-24.72
JAPAN	315,516	342,878	8.67	400,133	624,524	56.08
HONG KONG	37,294	29,320	-21.38	158,854	168,894	6.32
KOREA, REPUBLIC OF	23,863	3,420	-85.67	38,037	8,681	-77.18
TAIWAN	90,507	297,028	228.18	293,176	535,303	82.59
CHINA	160,946	35,582	-77.89	31,742	11,106	-65.01
THAILAND	62,914	42,351	-32.68	179,263	130,487	-27.21
SINGAPORE	972,256	730,153	-24.90	1,115,192	401,559	-63.99
PHILIPPINES	51,495	122	-99.76	20,557	384	-98.13

TABEL 5. PERKEMBANGAN EKSPOR INDONESIA MENURUT KOMODITI DAN NEGARA TUJUAN

JENIS BARANG	BERAT BERSIH (KG)		PERUB	NILAI FOB (US \$)		PERUB
	JAN-SEP 2008	JAN-SEP 2009	%	JAN-SEP 2008	JAN-SEP 2009	%
	(1)	(2)	(3)	(4)	(5)	(6)
MALAYSIA	2,140,502	812,671	-62.03	1,650,863	977,360	-40.80
MYANMAR (FORM. BURMA)	6,738	12,000	78.09	22,763	4,420	-80.58
BRUNEI DARUSSALAM	29,574	5,840	-80.25	59,098	7,683	-87.00
NEPAL	45,558	0	-100.00	51,066	0	-100.00
VIET NAM	1,233,075	1,290,361	4.65	1,483,833	1,470,553	-0.89
MALDIVES	21	0	-100.00	86	0	-100.00
INDIA	1,995,760	2,215,148	10.99	3,404,064	2,685,878	-21.10
PAKISTAN	473,231	100,963	-78.67	236,869	72,402	-69.43
BANGLADESH	6,505,115	4,454,550	-31.52	2,536,934	1,964,568	-22.56
IRAN (ISLAMIC REPUBLIC OF)	0	38,999	-	0	180,601	-
SAUDI ARABIA	629,825	427,345	-32.15	1,118,158	806,106	-27.91
ISRAEL	10,000	36,350	263.50	2,300	13,965	507.17
KUWAIT	0	6,492	-	0	22,753	-
JORDAN	42,301	35,825	-15.31	36,237	12,693	-64.97
YEMEN	18,114	2,000	-88.96	53,325	3,500	-93.44
SYRIA ARAB REPUBLIC	249,550	101,564	-59.30	75,342	39,448	-47.64
UNITED ARAB EMIRATES	372,022	119,226	-67.95	246,505	140,740	-42.91
BAHRAIN	8,000	0	-100.00	1,200	0	-100.00
EGYPT	283,291	50,388	-82.21	168,187	37,156	-77.91
MOROCCO	0	32,767	-	0	52,460	-
ALGERIA	0	9,176	-	0	11,500	-
TANZANIA, UNITED REPUBLIC OF	45	0	-100.00	10	0	-100.00
TOGO	24,143	0	-100.00	86,195	0	-100.00
BENIN	0	6,488	-	0	2,441	-
SOUTH AFRICA	66,520	15,920	-76.07	22,338	7,120	-68.13
AUSTRALIA	60,667	88,344	45.62	221,835	185,180	-16.52
NEW ZEALAND	7,034	4,317	-38.63	55,012	26,660	-51.54
MICRONESIA, FEDERATED STATES	94	0	-100.00	154	0	-100.00
EAST TIMOR	0	1,243	-	0	305	-
UNITED STATES	528,983	422,723	-20.09	2,230,695	1,194,421	-46.46
CANADA	12,092	274	-97.73	13,112	964	-92.65
MEXICO	4,178	3,185	-23.77	3,120	3,930	25.96
ARGENTINA	530	1,383	160.94	1,023	3,643	256.11
BRAZIL	49,012	24,908	-49.18	238,940	133,227	-44.24
UNITED KINGDOM	39,347	30,096	-23.51	150,373	22,171	-85.26
NETHERLANDS	261,369	221,515	-15.25	328,643	300,986	-8.42
FRANCE	103,083	149,304	44.84	788,981	978,236	23.99
GERMANY, FED. REP. OF	30,626	22,650	-26.04	38,168	62,417	63.53
AUSTRIA	143	0	-100.00	453	0	-100.00
BELGIUM	25,013	238,364	852.96	20,262	225,624	1,013.53
SWITZERLAND	809	94	-88.38	2,838	678	-76.11
ITALY	319	1,023	220.69	1,025	3,852	275.80
SPAIN	46,521	0	-100.00	376,688	0	-100.00
PORTUGAL	1,441	288	-80.01	3,013	515	-82.91
GREECE	3	0	-100.00	9	0	-100.00
POLAND	11,533	0	-100.00	5,353	0	-100.00
UKRAINE	8,050	10,114	25.64	16,076	5,792	-63.97
LATVIA	4,674	0	-100.00	2,283	0	-100.00
CROATIA	8	0	-100.00	29	0	-100.00
CZECH REPUBLIC	0	885	-	0	360	-
TEBAKAU	21,688,353	25,808,642	19.00	51,560,545	73,828,992	43.19
JAPAN	70,380	59,145	-15.96	141,595	121,149	-14.44
KOREA, REPUBLIC OF	0	97,200	-	0	68,040	-
TAIWAN	0	207,000	-	0	4,910	-
CHINA	343,855	493,342	43.47	2,172,382	2,668,805	22.85
SINGAPORE	6,068	279,790	4,510.91	6,595	1,253,282	18,903.52
PHILIPPINES	1,439,672	1,105,068	-23.24	2,985,995	2,269,218	-24.00
MALAYSIA	1,112,742	2,359,097	112.01	2,907,658	9,944,108	242.00
CAMBODIA	13,920	57,600	313.79	31,416	8,064	-74.33
VIET NAM	399,968	9,999	-97.50	353,620	10,250	-97.10
SRI LANKA	359,451	268,571	-25.28	5,469,384	4,598,247	-15.93
YEMEN	9	0	-100.00	60	0	-100.00
UNITED ARAB EMIRATES	267,000	0	-100.00	620,010	0	-100.00
EGYPT	1,753,288	2,649,375	51.11	3,327,070	5,547,304	66.73
MOROCCO	0	71,280	-	0	74,844	-
TUNISIA	319,800	344,800	7.82	609,696	1,110,170	82.09
ALGERIA	0	125,000	-	0	175,635	-
CAMEROON	0	34,560	-	0	13,133	-
SENEGAL	0	50,014	-	0	64,522	-
MAURITANIA	0	20,000	-	0	75,600	-
GAMBIA	0	10,000	-	0	24,800	-
SOUTH AFRICA	437,199	496,562	13.58	956,262	1,673,099	74.96
AUSTRALIA	76,800	185,245	141.20	449,280	404,190	-10.04

TABEL 5. PERKEMBANGAN EKSPOR INDONESIA MENURUT KOMODITI DAN NEGARA TUJUAN

JENIS BARANG	BERAT BERSIH (KG)		PERUB	NILAI FOB (US \$)		PERUB
	JAN-SEP 2008	JAN-SEP 2009	%	JAN-SEP 2008	JAN-SEP 2009	%
	(1)	(2)	(3)	(4)	(5)	(6)
SAINT VINCENT AND THE GRENAD	0	18,000	-	0	11,700	-
EAST TIMOR	0	36,718	-	0	7,316	-
UNITED STATES	3,966,969	3,330,895	-16.03	5,304,645	5,223,408	-1.53
HONDURAS	100,629	41,073	-59.18	457,393	365,542	-20.08
NICARAGUA	263,096	269,379	2.39	1,025,201	1,964,841	91.65
CHILE	0	57,600	-	0	20,160	-
BRAZIL	2,405	0	-100.00	1,567	0	-100.00
PARAGUAY	136,620	200,000	46.39	351,987	292,400	-16.93
PUERTO RICO	486,337	432,004	-11.17	974,380	1,220,083	25.22
DOMINICAN REPUBLIC	287,976	276,848	-3.86	2,454,802	3,054,090	24.41
EL SALVADOR	0	9,000	-	0	71,211	-
UNITED KINGDOM	368,377	99,000	-73.13	570,739	282,328	-50.53
NETHERLANDS	645,663	1,434,771	122.22	1,861,491	4,114,502	121.03
FRANCE	307,638	567,415	84.44	692,459	1,449,076	109.27
GERMANY, FED. REP. OF	531,795	984,217	85.07	4,022,441	4,814,618	19.69
BELGIUM	3,752,915	4,553,603	21.34	9,818,950	12,909,244	31.47
SWITZERLAND	63,450	135,714	113.89	249,319	542,883	117.75
DENMARK	0	195,963	-	0	630,864	-
IRELAND	19,800	366,000	1,748.48	65,340	1,251,426	1,815.25
ITALY	72,377	672,485	829.14	166,218	1,754,145	955.33
SPAIN	332,256	218,064	-34.37	711,329	968,937	36.22
GREECE	0	99,000	-	0	25,800	-
POLAND	0	158,400	-	0	228,560	-
BELARUS	0	157,992	-	0	236,445	-
UKRAINE	272,520	171,159	-37.19	254,576	282,777	11.08
LITHUANIA	120,179	80,307	-33.18	86,122	70,268	-18.41
LATVIA	60,000	0	-100.00	43,200	0	-100.00
RUSSIA FEDERATION	3,297,199	2,319,387	-29.66	2,417,363	1,926,998	-20.29
BIJI COKLAT	272,737,934	304,320,766	11.58	612,258,069	713,049,881	16.46
JAPAN	338,475	637,500	88.34	993,833	1,735,508	74.63
HONG KONG	18,000	0	-100.00	2,376	0	-100.00
KOREA, REPUBLIC OF	3	0	-100.00	17	0	-100.00
TAIWAN	1,258	0	-100.00	2,387	0	-100.00
CHINA	13,514,535	5,283,580	-60.90	30,166,786	11,569,110	-61.65
THAILAND	5,938,477	5,359,962	-9.74	12,422,040	12,273,107	-1.20
SINGAPORE	31,355,636	40,489,219	29.13	73,915,000	95,144,831	28.72
MALAYSIA	167,670,624	130,136,924	-22.39	370,448,813	304,479,089	-17.81
INDIA	650,000	1,000,000	53.85	1,341,274	2,078,460	54.96
SRI LANKA	60,000	0	-100.00	176,500	0	-100.00
UNITED ARAB EMIRATES	1	0	-100.00	1	0	-100.00
SUDAN	0	75,000	-	0	180,450	-
MAURITIUS	0	3,000,000	-	0	6,450,000	-
SAMOA	0	3,600	-	0	9,720	-
UNITED STATES	21,960,818	75,154,803	242.22	53,423,494	176,782,727	230.91
CANADA	10,000,000	5,200,000	-48.00	19,584,195	12,785,609	-34.71
MEXICO	25,000	799,999	3,100.00	54,165	1,842,041	3,300.80
BRAZIL	20,417,590	32,396,993	58.67	47,694,235	76,284,939	59.95
COSTA RICA	16,000	16,000	0.00	11,840	14,310	20.86
UNITED KINGDOM	500	0	-100.00	32	0	-100.00
NETHERLANDS	202,071	2,236,989	1,007.03	684,817	5,107,129	645.77
FRANCE	61,706	0	-100.00	101,882	0	-100.00
GERMANY, FED. REP. OF	388,204	2,254,878	480.85	1,138,451	5,623,042	393.92
BELGIUM	0	25,000	-	0	101,985	-
SWITZERLAND	0	200,000	-	0	473,800	-
DENMARK	4	0	-100.00	11	0	-100.00
SWEDEN	0	41	-	0	186	-
ITALY	32	50,000	156,150.00	112	113,725	101,440.18
SPAIN	119,000	0	-100.00	95,808	0	-100.00
CZECH REPUBLIC	0	278	-	0	113	-
-IKAN TONGKOL/TUNA	59,621,000	57,301,167	-3.89	123,378,591	120,076,806	-2.68
JAPAN	11,769,800	15,064,284	27.99	49,631,557	59,676,734	20.24
HONG KONG	2,435,462	1,054,642	-56.70	3,137,870	1,541,671	-50.87
KOREA, REPUBLIC OF	1,090,005	656,379	-39.78	2,005,002	1,190,226	-40.64
TAIWAN	2,389,466	3,614,690	51.28	2,999,358	3,777,973	25.96
CHINA	4,931,729	3,546,758	-28.08	3,009,278	2,043,204	-32.10
THAILAND	20,468,334	18,669,103	-8.79	26,636,148	14,815,141	-44.38
SINGAPORE	1,415,384	1,310,334	-7.42	3,320,968	2,985,346	-10.11
PHILIPPINES	467,296	108,450	-76.79	305,129	93,644	-69.31
MALAYSIA	710,235	564,162	-20.57	1,341,228	693,815	-48.27
VIET NAM	6,374,328	3,946,960	-38.08	5,583,012	5,535,215	-0.86
SRI LANKA	156,631	222,893	42.30	309,965	204,958	-33.88
IRAN (ISLAMIC REPUBLIC OF)	74,651	731,284	879.60	119,441	819,536	586.14

TABEL 5. PERKEMBANGAN EKSPOR INDONESIA MENURUT KOMODITI DAN NEGARA TUJUAN

JENIS BARANG	BERAT BERSIH (KG)		PERUB	NILAI FOB (US \$)		PERUB
	JAN-SEP 2008	JAN-SEP 2009	%	JAN-SEP 2008	JAN-SEP 2009	%
	(1)	(2)	(3)	(4)	(5)	(6)
ISRAEL	267,828	298,918	11.61	529,031	456,431	-13.72
KUWAIT	2,649	3,339	26.05	21,829	13,810	-36.74
JORDAN	713	1,400	96.35	8,190	16,460	100.98
LEBANON	13,042	21,347	63.68	48,413	72,938	50.66
YEMEN	0	152,016	-	0	459,800	-
OMAN	52,000	0	-100.00	57,450	0	-100.00
UNITED ARAB EMIRATES	62,688	127,020	102.62	175,742	352,473	100.56
QATAR	0	400	-	0	3,240	-
BAHRAIN	0	600	-	0	6,000	-
EGYPT	625,739	898,000	43.51	606,894	744,262	22.63
LIBYAN ARAB JAMAHIRIYA	0	315,000	-	0	1,248,930	-
TUNISIA	0	350,127	-	0	401,039	-
REUNION	12,000	0	-100.00	54,960	0	-100.00
SOUTH AFRICA	260,000	7	-100.00	372,840	10	-100.00
MAURITIUS	127,034	100,422	-20.95	361,051	176,828	-51.02
AUSTRALIA	89,278	120,482	34.95	311,389	357,443	14.79
NEW ZEALAND	77,994	107,004	37.20	186,574	141,468	-24.18
AMERICAN SAMOA	271,864	0	-100.00	149,687	0	-100.00
EAST TIMOR	0	3,588	-	0	6,341	-
UNITED STATES	3,962,938	4,460,919	12.57	17,823,634	19,502,542	9.42
CANADA	125,387	37,437	-70.14	835,175	77,275	-90.75
MEXICO	212,059	61,416	-71.04	1,249,546	501,152	-59.89
PANAMA	0	28,000	-	0	20,200	-
PERU	0	51,405	-	0	75,016	-
PUERTO RICO	0	14,257	-	0	77,421	-
DOMINICAN REPUBLIC	0	42,928	-	0	70,189	-
UNITED KINGDOM	13,484	79,660	490.77	44,380	641,648	1,345.80
NETHERLANDS	357,952	108,755	-69.62	234,869	168,994	-28.05
FRANCE	22,606	8,866	-60.78	69,532	30,020	-56.83
GERMANY, FED. REP. OF	34,859	57,465	64.85	263,065	109,569	-58.35
AUSTRIA	11,691	48,365	313.69	11,691	48,365	313.69
BELGIUM	178,902	82,405	-53.94	396,344	394,144	-0.56
SWITZERLAND	0	1,210	-	0	5,738	-
FINLAND	16,080	45,359	182.08	207,774	135,180	-34.94
ITALY	273,942	30,774	-88.77	485,752	68,646	-85.87
GREECE	21,960	0	-100.00	42,608	0	-100.00
UKRAINE	50,744	10,886	-78.55	50,589	32,514	-35.73
SLOVENIA	0	24,630	-	0	24,630	-
RUSSIA FEDERATION	192,246	116,821	-39.23	380,626	258,627	-32.05
-UBUR-UBUR	6,296,546	3,577,247	-43.19	11,891,720	7,055,216	-40.67
JAPAN	1,455,681	1,150,047	-21.00	3,808,985	2,624,313	-31.10
HONG KONG	161,226	122,019	-24.32	547,498	388,000	-29.13
KOREA, DEMOCRATIC PEOPLE'S R	0	15,000	-	0	28,200	-
KOREA, REPUBLIC OF	507,163	682,350	34.54	981,564	1,192,647	21.50
TAIWAN	596,160	514,830	-13.64	878,206	762,773	-13.14
CHINA	224,966	117,410	-47.81	104,034	137,060	31.75
MACAU	338	0	-100.00	1,058	0	-100.00
THAILAND	170,077	774	-99.54	263,275	3,471	-98.68
SINGAPORE	89,830	20,299	-77.40	118,695	56,074	-52.76
MALAYSIA	206,031	54,246	-73.67	161,855	76,134	-52.96
VIET NAM	663,113	154,269	-76.74	420,924	158,166	-62.42
INDIA	5,000	0	-100.00	2,000	0	-100.00
IRAN (ISLAMIC REPUBLIC OF)	370	121	-67.30	1,317	574	-56.42
SAUDI ARABIA	0	8,500	-	0	2,848	-
ISRAEL	6,816	1,545	-77.33	25,241	841	-96.67
KUWAIT	1,656	0	-100.00	2,859	0	-100.00
JORDAN	1,564	327	-79.09	3,531	802	-77.29
LEBANON	133	0	-100.00	659	0	-100.00
SYRIA ARAB REPUBLIC	183	0	-100.00	1,040	0	-100.00
TURKEY	2,935	0	-100.00	4,502	0	-100.00
UNITED ARAB EMIRATES	1,918	2,376	23.88	1,536	4,851	215.82
CYPRUS	38	0	-100.00	378	0	-100.00
SOUTH AFRICA	160,384	91,874	-42.72	487,865	302,881	-37.92
MAURITIUS	129	255	97.67	775	1,393	79.74
AUSTRALIA	6,924	3,749	-45.85	26,472	14,592	-44.88
NEW ZEALAND	278	470	69.06	569	484	-14.94
UNITED STATES	1,004,282	199,398	-80.15	2,219,197	453,003	-79.59
CANADA	303,894	223,628	-26.41	696,612	535,834	-23.08
VENEZUELA	117	0	-100.00	200	0	-100.00
ARGENTINA	752	140	-81.38	2,000	1,105	-44.75
BRAZIL	2,642	316	-88.04	1,629	875	-46.29
PERU	314	0	-100.00	722	0	-100.00
DOMINICA	68	0	-100.00	879	0	-100.00

TABEL 5. PERKEMBANGAN EKSPOR INDONESIA MENURUT KOMODITI DAN NEGARA TUJUAN

JENIS BARANG	BERAT BERSIH (KG)		PERUB	NILAI FOB (US \$)		PERUB
	JAN-SEP 2008	JAN-SEP 2009	%	JAN-SEP 2008	JAN-SEP 2009	%
(1)	(2)	(3)	(4)	(5)	(6)	(7)
UNITED KINGDOM	96,373	38,872	-59.67	125,379	33,971	-72.91
NETHERLANDS	65,983	16,201	-75.45	107,535	20,952	-80.52
FRANCE	258,300	42,619	-83.50	466,432	43,241	-90.73
GERMANY, FED. REP. OF	112,543	32,524	-71.10	125,325	35,512	-71.66
AUSTRIA	5,789	1,687	-70.86	10,196	4,757	-53.34
BELGIUM	48,919	41,301	-15.57	125,408	93,029	-25.82
SWITZERLAND	3,056	1,689	-44.73	4,793	2,953	-38.39
DENMARK	8,068	279	-96.54	4,537	748	-83.51
NORWAY	781	85	-89.12	1,132	304	-73.14
SWEDEN	5,854	347	-94.07	7,108	582	-91.81
FINLAND	0	238	-	0	289	-
ITALY	65,975	23,358	-64.60	87,528	56,913	-34.98
SPAIN	6,387	1,067	-83.29	6,519	1,197	-81.64
PORTUGAL	3,358	316	-90.59	3,375	1,455	-56.89
ICELAND	0	34	-	0	119	-
GREECE	2,576	1,905	-26.05	5,744	2,164	-62.33
HUNGARY	3,498	265	-92.42	5,892	430	-92.70
POLAND	5,057	4,384	-13.31	4,770	4,067	-14.74
ROMANIA	410	0	-100.00	856	0	-100.00
BULGARIA	22	114	418.18	125	488	290.40
UKRAINE	1,681	0	-100.00	2,311	0	-100.00
LITHUANIA	2,552	57	-97.77	3,168	197	-93.78
ESTONIA	619	0	-100.00	768	0	-100.00
CROATIA	108	0	-100.00	1,335	0	-100.00
MALTA	27	0	-100.00	194	0	-100.00
CZECH REPUBLIC	3,341	2,505	-25.02	6,275	1,836	-70.74
RUSSIA FEDERATION	20,287	3,457	-82.96	18,938	3,091	-83.68
-KEPITING, KERANG-KERANGAN	39,307,710	33,155,198	-15.65	144,427,895	87,992,252	-39.08
JAPAN	1,027,831	770,249	-25.06	3,403,993	3,291,074	-3.32
HONG KONG	3,704,151	2,405,588	-35.06	9,289,187	4,922,278	-47.01
KOREA, REPUBLIC OF	2,661,713	1,517,148	-43.00	6,784,021	4,612,309	-32.01
TAIWAN	2,078,020	4,113,062	97.93	4,007,798	5,734,366	43.08
CHINA	2,375,807	5,456,596	129.67	3,372,539	3,628,924	7.60
MACAU	7,864	9,858	25.36	7,958	10,162	27.70
THAILAND	791,719	1,479,363	86.85	1,413,233	1,377,299	-2.54
SINGAPORE	2,658,021	2,061,441	-22.44	5,516,972	5,362,923	-2.79
PHILIPPINES	1,422	7,116	400.42	32,793	46,458	41.67
MALAYSIA	3,065,489	2,102,528	-31.41	6,327,916	2,620,257	-58.59
VIET NAM	6,465,165	1,572,915	-75.67	5,433,685	1,460,116	-73.13
INDIA	511,687	202,960	-60.34	1,021,915	245,447	-75.98
SRI LANKA	55,020	92,500	68.12	32,557	12,950	-60.22
SAUDI ARABIA	27,800	0	-100.00	37,594	0	-100.00
ISRAEL	91	0	-100.00	530	0	-100.00
KUWAIT	0	35	-	0	400	-
LEBANON	0	33,651	-	0	114,528	-
TURKEY	34,029	229,063	573.14	45,580	339,082	643.93
UNITED ARAB EMIRATES	9,012	0	-100.00	16,410	0	-100.00
CYPRUS	88,399	182,419	106.36	226,128	507,941	124.63
EGYPT	160,823	104,815	-34.83	230,210	132,911	-42.27
GHANA	0	718	-	0	1,391	-
GAMBIA	31,680	0	-100.00	30,096	0	-100.00
SOUTH AFRICA	16,105	9,083	-43.60	31,300	12,070	-61.44
MAURITIUS	48,889	178,003	264.10	130,759	380,128	190.71
AUSTRALIA	172,777	307,938	78.23	1,073,215	1,099,154	2.42
NEW ZEALAND	45	0	-100.00	222	0	-100.00
UNITED STATES	5,541,059	4,058,737	-26.75	73,199,620	35,283,195	-51.80
CANADA	180,393	182,142	0.97	1,118,475	937,647	-16.17
MEXICO	162,803	226,996	39.43	375,500	436,842	16.34
HONDURAS	0	10,886	-	0	23,400	-
PANAMA	80,153	80,238	0.11	243,946	277,445	13.73
URUGUAY	0	27,976	-	0	12,589	-
PUERTO RICO	164,037	409,004	149.34	588,775	1,439,640	144.51
DOMINICAN REPUBLIC	7,715	7,554	-2.09	47,978	25,285	-47.30
MARTINIQUE	10,431	8,140	-21.96	24,248	13,884	-42.74
GUADELOUPE	0	15,000	-	0	26,200	-
UNITED KINGDOM	80,713	30,433	-62.29	1,328,106	226,023	-82.98
NETHERLANDS	232,032	77,864	-66.44	1,566,273	566,763	-63.81
FRANCE	76,007	83,182	9.44	138,723	231,334	66.76
GERMANY, FED. REP. OF	51,580	166,817	223.41	149,817	427,484	185.34
AUSTRIA	325	8	-97.54	720	33	-95.42
BELGIUM	113,039	91,625	-18.94	242,040	375,169	55.00
SWITZERLAND	935	4,796	412.94	895	12,829	1,333.41
DENMARK	15	400	2,566.67	15	848	5,553.33

TABEL 5. PERKEMBANGAN EKSPOR INDONESIA MENURUT KOMODITI DAN NEGARA TUJUAN

JENIS BARANG	BERAT BERSIH (KG)		PERUB	NILAI FOB (US \$)		PERUB
	JAN-SEP 2008	JAN-SEP 2009	%	JAN-SEP 2008	JAN-SEP 2009	%
	(1)	(2)	(3)	(4)	(5)	(6)
SWEDEN	43	0	-100.00	250	0	-100.00
ITALY	5,330,513	4,210,041	-21.02	13,397,865	10,264,688	-23.39
SPAIN	529,939	48,460	-90.86	1,470,562	110,522	-92.48
PORTUGAL	358,751	335,022	-6.61	983,335	717,529	-27.03
GREECE	283,061	49,230	-82.61	782,059	93,537	-88.04
ALBANIA	0	26,480	-	0	88,075	-
CROATIA	18,278	112,105	513.33	53,491	330,342	517.57
MALTA	9,602	52,517	446.94	23,775	146,921	517.96
RUSSIA FEDERATION	82,727	2,496	-96.98	224,816	11,860	-94.72
-BEKICOT	2,493,695	1,850,568	-25.79	7,338,264	4,795,152	-34.66
JAPAN	0	886	-	0	962	-
HONG KONG	872,448	395,721	-54.64	4,493,943	2,042,695	-54.55
KOREA, REPUBLIC OF	29,761	35,353	18.79	78,215	97,219	24.30
TAIWAN	957,856	701,634	-26.75	1,163,652	839,112	-27.89
CHINA	1,530	3,500	128.76	6,120	3,500	-42.81
MACAU	4,723	1,290	-72.69	4,783	1,290	-73.03
THAILAND	9,160	14,809	61.67	7,610	9,831	29.19
SINGAPORE	67,753	201,774	197.81	185,194	438,722	136.90
MALAYSIA	34,939	63,919	82.94	22,386	43,613	94.82
VIET NAM	0	240	-	0	720	-
GHANA	0	2,376	-	0	4,600	-
SOUTH AFRICA	140,416	85,556	-39.07	377,443	262,650	-30.41
AUSTRALIA	0	42	-	0	127	-
UNITED STATES	44,095	14,225	-67.74	128,085	44,677	-65.12
CANADA	226,453	173,653	-23.32	505,579	475,957	-5.86
MEXICO	9,569	0	-100.00	24,700	0	-100.00
NETHERLANDS	0	19,447	-	0	67,025	-
FRANCE	70,994	136,143	91.77	253,854	462,452	82.17
BELGIUM	23,998	0	-100.00	86,700	0	-100.00
-IKAN LAINNYA	157,716,781	190,726,332	20.93	229,401,431	227,664,276	-0.76
JAPAN	11,184,849	12,670,972	13.29	36,150,577	34,541,569	-4.45
HONG KONG	6,996,887	6,631,061	-5.23	22,032,654	27,037,968	22.72
KOREA, REPUBLIC OF	7,669,947	7,687,919	0.23	11,909,213	11,337,604	-4.80
TAIWAN	10,211,119	7,379,742	-27.73	7,978,589	9,985,756	25.16
CHINA	16,379,118	58,909,606	259.66	13,641,033	23,888,911	75.13
MACAU	4,660	2,200	-52.79	13,916	3,878	-72.13
THAILAND	23,642,744	21,636,613	-8.49	28,033,359	16,329,984	-41.75
SINGAPORE	21,539,928	21,625,528	0.40	30,830,884	30,408,280	-1.37
PHILIPPINES	3,064,084	643,891	-78.99	1,510,806	1,342,776	-11.12
MALAYSIA	23,836,364	25,443,951	6.74	21,455,962	24,265,154	13.09
CAMBODIA	70	461	558.57	6,000	3,132	-47.80
BRUNEI DARUSSALAM	1,135	16,247	1,331.45	13,930	45,431	226.14
VIET NAM	16,327,417	11,660,624	-28.58	13,509,209	11,374,238	-15.80
INDIA	53,881	27,220	-49.48	78,803	102,901	30.58
PAKISTAN	113	286	153.10	120	1,266	955.00
BANGLADESH	3	15,610	520,233.33	7,000	4,671	-33.27
SRI LANKA	279,340	1,306,302	367.64	382,083	2,069,642	441.67
IRAN (ISLAMIC REPUBLIC OF)	137,809	241,493	75.24	325,742	362,933	11.42
SAUDI ARABIA	440,656	219,833	-50.11	686,467	161,373	-76.49
ISRAEL	677,228	493,706	-27.10	1,744,498	1,183,372	-32.17
KUWAIT	25,970	1,964	-92.44	40,257	12,285	-69.48
JORDAN	24,833	4,006	-83.87	33,165	12,755	-61.54
LEBANON	92,733	22,303	-75.95	85,277	18,208	-78.65
SYRIA ARAB REPUBLIC	10,512	11,724	11.53	16,778	26,388	57.28
TURKEY	29	517	1,682.76	400	4,247	961.75
UNITED ARAB EMIRATES	430,091	223,694	-47.99	805,957	459,499	-42.99
QATAR	1,550	210	-86.45	22,065	3,454	-84.35
BAHRAIN	193	67	-65.28	835	613	-26.59
CYPRUS	2,244	886	-60.52	10,051	1,733	-82.76
EGYPT	606,390	965,042	59.15	625,852	735,089	17.45
LIBYAN ARAB JAMAHIRIYA	559	0	-100.00	1,948	0	-100.00
MOROCCO	238	160	-32.77	1,744	320	-81.65
TUNISIA	25,000	584,998	2,239.99	34,800	629,305	1,708.35
ALGERIA	123,321	72,726	-41.03	183,997	86,065	-53.22
NAMIBIA	0	772,634	-	0	845,590	-
TANZANIA, UNITED REPUBLIC OF	15,500	0	-100.00	19,200	0	-100.00
KENYA	0	40	-	0	683	-
REUNION	55,200	62,239	12.75	264,840	263,554	-0.49
MOZAMBIQUE	364,482	713,308	95.70	484,169	909,833	87.92
TOGO	31,310	0	-100.00	36,764	0	-100.00
GHANA	1,242,700	351,928	-71.68	1,171,978	404,670	-65.47
ANGOLA	0	138,098	-	0	141,000	-

TABEL 5. PERKEMBANGAN EKSPOR INDONESIA MENURUT KOMODITI DAN NEGARA TUJUAN

JENIS BARANG	BERAT BERSIH (KG)		PERUB	NILAI FOB (US \$)		PERUB
	JAN-SEP 2008	JAN-SEP 2009	%	JAN-SEP 2008	JAN-SEP 2009	%
	(1)	(2)	(3)	(4)	(5)	(6)
CONGO	15,500	30,999	99.99	18,000	42,545	136.36
NIGERIA	31,000	0	-100.00	25,600	0	-100.00
SIERRA LEONE	0	21,000	-	0	19,000	-
BENIN	15,500	0	-100.00	18,200	0	-100.00
SOUTH AFRICA	34,428	12,537	-63.58	57,117	21,516	-62.33
MAURITIUS	318,767	428,828	34.53	439,656	736,228	67.46
AUSTRALIA	1,333,317	1,040,481	-21.96	3,300,859	2,044,873	-38.05
NEW ZEALAND	73,347	73,639	0.40	113,511	143,440	26.37
MICRONESIA, FEDERATED STATES	27,000	3,258	-87.93	5,400	2,280	-57.78
GUAM	0	61,998	-	0	115,200	-
NEW CALEDONIA	27,790	675	-97.57	33,102	3,162	-90.45
AMERICAN SAMOA	326,542	243,471	-25.44	232,127	208,537	-10.16
FIJI	35,034	89,878	156.55	37,345	90,667	142.78
KIRIBATI	0	4,252	-	0	6,761	-
SAMOA	725,713	352,425	-51.44	849,179	350,465	-58.73
TONGA	55,785	0	-100.00	67,086	0	-100.00
TUVALU	0	166	-	0	438	-
EAST TIMOR	0	69	-	0	170	-
UNITED STATES	3,950,675	2,806,056	-28.97	15,352,162	10,464,198	-31.84
CANADA	75,092	98,287	30.89	441,729	443,517	0.40
MEXICO	432,147	501,952	16.15	2,207,090	2,541,068	15.13
GUATEMALA	0	96,692	-	0	143,819	-
PANAMA	180,938	254,763	40.80	254,437	326,995	28.52
SURINAME	68	186,160	273,664.71	128	152,242	118,839.06
VENEZUELA	668	152	-77.25	2,859	719	-74.85
ARGENTINA	900	41,426	4,502.89	8,631	109,248	1,165.76
BRAZIL	4,584	1,236	-73.04	3,479	1,164	-66.54
COLOMBIA	0	25,000	-	0	33,875	-
URUGUAY	213,961	183,560	-14.21	144,651	184,619	27.63
PARAGUAY	300	0	-100.00	2,233	0	-100.00
PERU	911	25,522	2,701.54	2,308	33,966	1,371.66
TRINIDAD AND TOBAGO	0	81,000	-	0	92,100	-
PUERTO RICO	356,698	168,004	-52.90	1,845,696	823,821	-55.37
DOMINICAN REPUBLIC	194,285	218,157	12.29	791,112	616,927	-22.02
FRENCH POLYNESIA	115,606	112,000	-3.12	83,802	76,160	-9.12
MARTINIQUE	8,838	8,138	-7.92	20,546	13,881	-32.44
NETHERLANDS ANTILLES	375	0	-100.00	3,000	0	-100.00
GUADELOUPE	17,999	0	-100.00	50,000	0	-100.00
UNITED KINGDOM	392,826	544,739	38.67	861,227	1,564,972	81.71
NETHERLANDS	413,460	520,266	25.83	658,969	1,069,643	62.32
FRANCE	350,812	394,551	12.47	714,194	908,020	27.14
GERMANY, FED. REP. OF	107,757	128,298	19.06	547,879	1,006,046	83.63
AUSTRIA	5,461	19,056	248.95	32,121	69,223	115.51
BELGIUM	392,264	308,070	-21.46	1,626,914	1,031,192	-36.62
SWITZERLAND	6,361	22,079	247.10	31,996	133,299	316.61
DENMARK	40,145	26,197	-34.74	67,423	59,929	-11.11
NORWAY	5,369	6,119	13.97	9,659	7,783	-19.42
SWEDEN	9,612	8,335	-13.29	110,864	102,481	-7.56
FINLAND	0	385	-	0	476	-
IRELAND	1,429	765	-46.47	5,713	1,821	-68.13
ITALY	275,963	249,755	-9.50	929,496	819,442	-11.84
SPAIN	113,970	49,538	-56.53	274,223	204,431	-25.45
PORTUGAL	6,485	3,088	-52.38	17,719	48,662	174.63
GREECE	39,996	44,509	11.28	109,184	65,829	-39.71
DEMOCRATIC REPUBLIC OF THE C	433,479	93,000	-78.55	464,109	117,000	-74.79
HUNGARY	7,241	3,903	-46.10	18,396	9,095	-50.56
POLAND	24,175	23,769	-1.68	168,832	150,254	-11.00
ROMANIA	1,629	2,856	75.32	3,532	3,990	12.97
BULGARIA	30	42	40.00	177	430	142.94
YUGOSLAVIA	0	301	-	0	166	-
UKRAINE	154,941	305,439	97.13	235,612	372,683	58.18
LITHUANIA	96,345	423	-99.56	163,265	786	-99.52
ESTONIA	37,115	100	-99.73	194,850	168	-99.91
GEORGIA	387	0	-100.00	339	0	-100.00
CROATIA	79	0	-100.00	1,451	0	-100.00
MALTA	40,842	12,713	-68.87	107,737	13,929	-87.07
SLOVAKIA	0	970	-	0	5,690	-
SLOVENIA	250	700	180.00	3,345	8,622	157.76
CZECH REPUBLIC	12,568	17,606	40.09	112,364	151,455	34.79
RUSSIA FEDERATION	671,815	227,170	-66.19	1,367,874	887,028	-35.15
-BIJI BUNGA	61,968	56,847	-8.26	2,207,226	1,850,856	-16.15
SINGAPORE	300	113	-62.33	629,776	292,521	-53.55
MALAYSIA	0	4,380	-	0	4,212	-

TABEL 5. PERKEMBANGAN EKSPOR INDONESIA MENURUT KOMODITI DAN NEGARA TUJUAN

JENIS BARANG	BERAT BERSIH (KG)		PERUB	NILAI FOB (US \$)		PERUB
	JAN-SEP 2008	JAN-SEP 2009	%	JAN-SEP 2008	JAN-SEP 2009	%
	(1)	(2)	(3)	(4)	(5)	(6)
INDIA	60,840	51,810	-14.84	48,672	61,967	27.32
UNITED KINGDOM	107	81	-24.30	324,271	338,225	4.30
NETHERLANDS	416	400	-3.85	1,086,013	1,071,407	-1.34
FRANCE	284	45	-84.15	18,512	12,400	-33.02
DENMARK	21	18	-14.29	99,982	70,124	-29.86
-BIJI KAPAS	644,580	416,420	-35.40	166,921	94,762	-43.23
JAPAN	385,000	100,000	-74.03	92,875	14,410	-84.48
TAIWAN	246,780	316,420	28.22	71,832	80,352	11.86
KUWAIT	12,800	0	-100.00	2,214	0	-100.00
-BIJI LAINNYA	54,342,056	108,430,967	99.53	15,609,587	14,229,834	-8.84
JAPAN	37,346,064	9,387,612	-74.86	2,890,175	518,980	-82.04
HONG KONG	1,462,303	853,988	-41.60	1,865,652	1,061,859	-43.08
KOREA, REPUBLIC OF	534,498	154,202	-71.15	300,267	202,607	-32.52
TAIWAN	217,939	49,015	-77.51	187,431	38,674	-79.37
CHINA	1,045,636	3,326,303	218.11	1,322,475	3,659,378	176.71
THAILAND	972,031	6,386,667	557.04	1,221,947	867,087	-29.04
SINGAPORE	532,560	462,316	-13.19	550,283	387,222	-29.63
PHILIPPINES	274,946	141,149	-48.66	392,586	194,702	-50.41
MALAYSIA	3,133,259	1,682,764	-46.29	3,728,585	1,520,709	-59.21
BRUNEI DARUSSALAM	25,629	19,938	-22.21	64,112	44,345	-30.83
VIET NAM	292,248	102,117	-65.06	490,032	376,886	-23.09
INDIA	1,277,357	672,279	-47.37	1,359,551	1,043,066	-23.28
PAKISTAN	21,362	867	-95.94	28,042	1,363	-95.14
SAUDI ARABIA	0	11,566	-	0	11,502	-
JORDAN	1,427	0	-100.00	11,875	0	-100.00
UNITED ARAB EMIRATES	7,055	0	-100.00	34,051	0	-100.00
CAMEROON	1,693	2,716	60.43	450,225	57,625	-87.20
NIGERIA	264	279	5.68	200	67,500	33,650.00
COTE D'IVOIRE	0	360	-	0	93,750	-
AUSTRALIA	35,788	53,507	49.51	89,097	129,103	44.90
EAST TIMOR	4,724	158,530	3,255.84	62,341	82,128	31.74
UNITED STATES	52,124	18,455	-64.59	83,229	2,773	-96.67
COLOMBIA	0	2,400	-	0	240,000	-
UNITED KINGDOM	0	7,200	-	0	20,757	-
NETHERLANDS	48,943	2,934	-94.01	107,763	9,145	-91.51
FRANCE	15,400	490	-96.82	19,558	354	-98.19
GERMANY, FED. REP. OF	4,724	1	-99.98	62,215	4	-99.99
BELGIUM	6,760	0	-100.00	28,392	0	-100.00
ITALY	7,027,322	84,933,222	1,108.61	259,503	3,575,815	1,277.95
DEMOCRATIC REPUBLIC OF THE C	0	90	-	0	22,500	-
BULU BEBEK	57,053	118,892	108.39	67,983	85,848	26.28
KOREA, REPUBLIC OF	550	0	-100.00	5,665	0	-100.00
TAIWAN	55,500	118,872	114.18	61,410	85,841	39.78
SINGAPORE	500	0	-100.00	555	0	-100.00
EAST TIMOR	0	20	-	0	7	-
BRAZIL	252	0	-100.00	173	0	-100.00
FRENCH GUIANA	251	0	-100.00	180	0	-100.00
DAMAR DAN GETAH DAMAR	30,807,112	34,726,113	12.72	25,281,481	28,847,676	14.11
JAPAN	892,800	408,000	-54.30	721,659	330,000	-54.27
KOREA, REPUBLIC OF	1,862,398	2,036,200	9.33	1,459,524	1,637,472	12.19
TAIWAN	2,458,492	3,434,089	39.68	1,984,176	2,763,092	39.26
CHINA	172,800	729,600	322.22	135,648	624,000	360.01
THAILAND	635,200	220,265	-65.32	541,210	182,710	-66.24
SINGAPORE	49,990	29,562	-40.86	86,306	42,764	-50.45
PHILIPPINES	268,800	288,000	7.14	227,424	232,800	2.36
MALAYSIA	192,276	183,598	-4.51	161,316	169,333	4.97
INDIA	7,068,184	10,864,901	53.72	5,664,763	9,024,527	59.31
PAKISTAN	2,515,200	3,142,520	24.94	2,000,121	2,512,320	25.61
BANGLADESH	537,600	979,200	82.14	452,352	791,040	74.87
KUWAIT	0	5,000	-	0	5,091	-
JORDAN	35,200	112,000	218.18	37,876	110,261	191.11
SYRIA ARAB REPUBLIC	176,000	0	-100.00	167,475	0	-100.00
TURKEY	652,800	883,200	35.29	555,840	710,016	27.74
UNITED ARAB EMIRATES	37,218	39,982	7.43	35,498	34,480	-2.87
MOROCCO	60,092	38,400	-36.10	53,056	31,488	-40.65
NIGERIA	19,200	115,200	500.00	13,440	92,160	585.71
SOUTH AFRICA	57,600	38,400	-33.33	44,928	30,720	-31.62
AUSTRALIA	16,000	51,200	220.00	23,179	51,394	121.73
NEW ZEALAND	38,400	76,800	100.00	31,680	61,632	94.55
UNITED STATES	24,000	0	-100.00	28,200	0	-100.00

TABEL 5. PERKEMBANGAN EKSPOR INDONESIA MENURUT KOMODITI DAN NEGARA TUJUAN

JENIS BARANG	BERAT BERSIH (KG)		PERUB	NILAI FOB (US \$)		PERUB
	JAN-SEP 2008	JAN-SEP 2009	%	JAN-SEP 2008	JAN-SEP 2009	%
	(1)	(2)	(3)	(4)	(5)	(6)
MEXICO	20,000	40,000	100.00	20,000	47,000	135.00
VENEZUELA	19,200	19,200	0.00	16,608	15,360	-7.51
COLOMBIA	268,800	96,000	-64.29	215,616	76,800	-64.38
ECUADOR	96,000	96,000	0.00	81,216	76,800	-5.44
NETHERLANDS	4,147,196	2,954,400	-28.76	3,483,744	2,489,376	-28.54
FRANCE	2,688,795	1,882,398	-29.99	2,260,702	1,527,192	-32.45
GERMANY, FED. REP. OF	2,933,599	2,828,800	-3.57	2,554,482	2,645,642	3.57
BELGIUM	192,000	692,000	260.42	134,400	564,600	320.09
FINLAND	326,400	172,800	-47.06	245,760	138,240	-43.75
ITALY	691,200	1,768,400	155.84	570,240	1,415,136	148.16
SPAIN	76,825	365,600	375.89	54,720	305,400	458.11
PORTUGAL	979,200	0	-100.00	727,968	0	-100.00
POLAND	482,447	115,198	-76.12	397,906	92,222	-76.82
ROMANIA	19,200	19,200	0.00	14,976	16,608	10.90
LATVIA	19,200	0	-100.00	13,536	0	-100.00
RUSSIA FEDERATION	76,800	0	-100.00	63,936	0	-100.00
KOPAL DAN LAIN-LAIN	21,387,875	21,200,847	-0.87	18,764,839	15,847,035	-15.55
JAPAN	392,745	256,714	-34.64	747,609	519,283	-30.54
HONG KONG	3,448	90,481	2,524.16	6,849	137,515	1,907.81
KOREA, REPUBLIC OF	113,184	70,499	-37.71	223,950	149,693	-33.16
TAIWAN	295,732	222,071	-24.91	376,434	270,184	-28.23
CHINA	447,599	620,606	38.65	744,281	1,243,538	67.08
THAILAND	117,056	227,090	94.00	284,671	357,094	25.44
SINGAPORE	1,553,275	999,274	-35.67	2,703,838	1,749,251	-35.30
PHILIPPINES	147,600	65,084	-55.91	124,285	91,415	-26.45
MALAYSIA	305,424	496,239	62.48	507,200	539,422	6.35
BRUNEI DARUSSALAM	0	690	-	0	11,250	-
NEPAL	0	36,000	-	0	5,200	-
VIET NAM	152,005	564,212	271.18	348,331	502,125	44.15
INDIA	9,664,016	10,749,146	11.23	5,362,909	5,427,645	1.21
PAKISTAN	722,426	860,234	19.08	470,135	501,175	6.60
BANGLADESH	2,630,049	2,836,205	7.84	886,094	982,019	10.83
SRI LANKA	431,468	531,981	23.30	148,149	173,219	16.92
SAUDI ARABIA	587,271	489,089	-16.72	425,632	321,346	-24.50
ISRAEL	0	15,000	-	0	17,921	-
JORDAN	2,264	0	-100.00	2,479	0	-100.00
YEMEN	78,671	59,959	-23.79	87,715	34,474	-60.70
OMAN	2,243	0	-100.00	1,740	0	-100.00
SYRIA ARAB REPUBLIC	32,000	76,524	139.14	19,520	75,781	288.22
TURKEY	38,400	0	-100.00	31,488	0	-100.00
UNITED ARAB EMIRATES	985,997	549,670	-44.25	778,127	397,980	-48.85
BAHRAIN	0	200	-	0	10,000	-
EGYPT	303,241	225,995	-25.47	655,171	356,291	-45.62
LIBYAN ARAB JAMAHIRIYA	73,959	35,000	-52.68	106,619	33,750	-68.35
TUNISIA	73,940	83,000	12.25	64,956	52,147	-19.72
SUDAN	47,600	78,999	65.96	44,590	45,870	2.87
SOMALIA	18,990	0	-100.00	9,495	0	-100.00
REUNION	0	380	-	0	180	-
NIGER	21,000	20,800	-0.95	14,910	14,560	-2.35
SOUTH AFRICA	19,200	116	-99.40	17,088	111	-99.35
AUSTRALIA	19,483	124	-99.36	17,734	706	-96.02
NEW ZEALAND	615	0	-100.00	2,885	0	-100.00
NEW CALEDONIA	0	49	-	0	50	-
VANUATU	0	249	-	0	337	-
FIJI	0	770	-	0	4,892	-
UNITED STATES	105,068	47,231	-55.05	213,323	78,173	-63.35
CANADA	0	18	-	0	23	-
MEXICO	1,043	59	-94.34	3,609	810	-77.56
PANAMA	0	156	-	0	309	-
SURINAME	1,662	884	-46.81	6,500	3,875	-40.38
CHILE	17	18	5.88	70	194	177.14
ARGENTINA	2,029	0	-100.00	1,021	0	-100.00
BRAZIL	1,181	1,449	22.69	8,408	6,426	-23.57
COSTA RICA	740	0	-100.00	871	0	-100.00
FRENCH POLYNESIA	124	1,981	1,497.58	150	1,921	1,180.67
GUADELOUPE	405	94	-76.79	298	150	-49.66
UNITED KINGDOM	40,386	57,400	42.13	97,179	231,834	138.56
NETHERLANDS	23,392	17,619	-24.68	119,519	22,915	-80.83
FRANCE	161,874	45,943	-71.62	520,994	133,337	-74.41
GERMANY, FED. REP. OF	1,344,076	569,382	-57.64	1,164,507	547,178	-53.01
BELGIUM	66,305	12,400	-81.30	194,677	14,507	-92.55
SWEDEN	0	427	-	0	692	-
ITALY	301,166	179,691	-40.33	1,173,656	772,837	-34.15

TABEL 5. PERKEMBANGAN EKSPOR INDONESIA MENURUT KOMODITI DAN NEGARA TUJUAN

JENIS BARANG	BERAT BERSIH (KG)		PERUB	NILAI FOB (US \$)		PERUB
	JAN-SEP 2008	JAN-SEP 2009	%	JAN-SEP 2008	JAN-SEP 2009	%
	(1)	(2)	(3)	(4)	(5)	(6)
SPAIN	1,835	3,645	98.64	3,161	5,430	71.78
POLAND	15,716	0	-100.00	10,266	0	-100.00
BULGARIA	1,555	0	-100.00	1,986	0	-100.00
RUSSIA FEDERATION	38,400	0	-100.00	29,760	0	-100.00
SAYUR-SAYURAN	77,017,090	78,144,268	1.46	33,897,258	35,230,021	3.93
JAPAN	2,445,698	3,104,414	26.93	2,996,090	4,601,148	53.57
HONG KONG	402,532	364,068	-9.56	201,457	168,878	-16.17
KOREA, REPUBLIC OF	35,169	329,824	837.83	93,186	1,016,241	990.55
TAIWAN	11,235,503	21,477,471	91.16	4,066,316	5,596,073	37.62
CHINA	764,716	197,515	-74.17	158,587	75,123	-52.63
THAILAND	3,108,547	4,484,792	44.27	1,332,791	1,944,382	45.89
SINGAPORE	18,285,037	16,621,752	-9.10	7,841,557	8,081,148	3.06
PHILIPPINES	15,000,884	10,528,503	-29.81	5,144,024	4,730,185	-8.05
MALAYSIA	20,382,626	15,939,308	-21.80	7,245,429	5,178,666	-28.53
CAMBODIA	4,500	0	-100.00	9,000	0	-100.00
BRUNEI DARUSSALAM	41,061	54,333	32.32	104,618	161,079	53.97
VIET NAM	3,183,230	710,000	-77.70	1,922,932	188,681	-90.19
INDIA	643,330	1,719,091	167.22	370,692	1,011,827	172.96
PAKISTAN	20,000	75,349	276.75	6,290	65,037	933.97
SRI LANKA	0	247,000	-	0	200,260	-
SAUDI ARABIA	141,132	54,615	-61.30	131,876	28,335	-78.51
KUWAIT	14,232	0	-100.00	21,155	0	-100.00
OMAN	750	0	-100.00	450	0	-100.00
UNITED ARAB EMIRATES	80,529	265,861	230.14	117,282	234,241	99.72
QATAR	15,889	16,042	0.96	25,486	27,188	6.68
BAHRAIN	602	25,493	4,134.72	362	41,411	11,339.50
MADAGASCAR	0	751	-	0	1,143	-
NIGERIA	821	0	-100.00	156	0	-100.00
AUSTRALIA	22,107	3,981	-81.99	20,663	9,563	-53.72
EAST TIMOR	96,538	360,249	273.17	96,701	66,646	-31.08
UNITED STATES	1,002,717	613,861	-38.78	1,529,301	855,180	-44.08
CANADA	20,011	0	-100.00	25,089	0	-100.00
UNITED KINGDOM	108	0	-100.00	45	0	-100.00
NETHERLANDS	31,758	408,961	1,187.74	397,850	441,734	11.03
FRANCE	46	518	1,026.09	2,364	518	-78.09
BELGIUM	2,219	0	-100.00	12,379	0	-100.00
SWEDEN	34,798	0	-100.00	23,130	0	-100.00
ITALY	0	16	-	0	66	-
RUSSIA FEDERATION	0	540,500	-	0	505,268	-
BUAH-BUAHAN	162,545,313	169,217,496	4.10	94,616,702	81,124,108	-14.26
JAPAN	111,724	23,721	-78.77	168,774	25,847	-84.69
HONG KONG	1,705,918	3,805,176	123.06	1,030,042	2,569,225	149.43
KOREA, REPUBLIC OF	113,061	145,430	28.63	181,194	57,742	-68.13
TAIWAN	160,379	21,167	-86.80	138,638	8,434	-93.92
CHINA	4,129,401	3,238,303	-21.58	2,049,516	1,633,313	-20.31
PAPUA NEW GUINEA	57	0	-100.00	190	0	-100.00
THAILAND	433,579	93,254	-78.49	257,043	23,983	-90.67
SINGAPORE	14,173,162	22,311,465	57.42	7,852,247	9,244,534	17.73
PHILIPPINES	0	1,727	-	0	200	-
MALAYSIA	4,411,637	3,621,085	-17.92	1,404,723	1,176,285	-16.26
BRUNEI DARUSSALAM	39,384	8,444	-78.56	107,384	22,416	-79.13
NEPAL	12,627,908	13,037,486	3.24	6,055,906	5,562,145	-8.15
VIET NAM	1,379,782	541,485	-60.76	1,001,020	303,888	-69.64
MALDIVES	27,600	0	-100.00	34,622	0	-100.00
INDIA	55,744,697	54,812,051	-1.67	31,809,810	24,678,155	-22.42
PAKISTAN	49,665,254	58,680,279	18.15	31,851,752	30,711,652	-3.58
BANGLADESH	14,570,718	7,503,701	-48.50	8,708,875	4,088,686	-53.05
SRI LANKA	0	18,000	-	0	10,800	-
IRAN (ISLAMIC REPUBLIC OF)	915,144	0	-100.00	440,006	0	-100.00
SAUDI ARABIA	608,830	235,878	-61.26	351,704	109,858	-68.76
KUWAIT	41,509	16,000	-61.45	42,657	15,886	-62.76
OMAN	21,840	9,577	-56.15	13,106	5,747	-56.15
TURKEY	0	15,266	-	0	4,756	-
UNITED ARAB EMIRATES	1,284,829	729,321	-43.24	692,634	435,147	-37.18
QATAR	47,792	23,045	-51.78	32,491	17,501	-46.14
BAHRAIN	42,367	10,275	-75.75	24,713	5,517	-77.68
EGYPT	55,770	0	-100.00	23,595	0	-100.00
BENIN	0	4	-	0	4	-
AUSTRALIA	2,187	2,550	16.60	5,241	8,000	52.64
FIJI	0	163	-	0	575	-
EAST TIMOR	22,530	1,051	-95.34	25,158	195	-99.22
UNITED STATES	29,707	81,377	173.93	29,765	73,632	147.38

TABEL 5. PERKEMBANGAN EKSPOR INDONESIA MENURUT KOMODITI DAN NEGARA TUJUAN

JENIS BARANG	BERAT BERSIH (KG)		PERUB	NILAI FOB (US \$)		PERUB
	JAN-SEP 2008	JAN-SEP 2009	%	JAN-SEP 2008	JAN-SEP 2009	%
(1)	(2)	(3)	(4)	(5)	(6)	(7)
CANADA	0	345	-	0	1,108	-
UNITED KINGDOM	1,275	0	-100.00	638	0	-100.00
NETHERLANDS	100,405	167,648	66.97	168,484	271,990	61.43
FRANCE	34,412	16,631	-51.67	69,934	16,925	-75.80
GERMANY, FED. REP. OF	0	1,977	-	0	5,646	-
BELGIUM	0	29,850	-	0	23,670	-
SWITZERLAND	9,630	266	-97.24	3,370	266	-92.11
DENMARK	0	500	-	0	500	-
ITALY	900	948	5.33	450	940	108.89
SPAIN	0	50	-	0	280	-
HUNGARY	11,500	12,000	4.35	10,120	8,660	-14.43
RUSSIA FEDERATION	20,425	0	-100.00	30,900	0	-100.00
KULIT KERANG DAN LAIN-LAIN	5,803,319	4,156,142	-28.38	2,028,180	1,722,750	-15.06
JAPAN	384,995	464,461	20.64	156,524	211,215	34.94
HONG KONG	51,942	18,171	-65.02	19,525	5,957	-69.49
KOREA, REPUBLIC OF	42,719	11,679	-72.66	55,382	26,676	-51.83
TAIWAN	449	0	-100.00	102	0	-100.00
CHINA	4,868,254	3,454,277	-29.04	1,321,515	1,225,891	-7.24
THAILAND	38,231	25,609	-33.02	80,187	101,249	26.27
SINGAPORE	2,515	0	-100.00	24,456	0	-100.00
MALAYSIA	726	0	-100.00	272	0	-100.00
VIET NAM	274,567	104,872	-61.80	206,793	45,781	-77.86
INDIA	37,286	50,975	36.71	5,637	21,919	288.84
UNITED ARAB EMIRATES	0	55	-	0	113	-
MADAGASCAR	3,669	0	-100.00	2,879	0	-100.00
AUSTRALIA	13,140	878	-93.32	5,898	576	-90.23
COOK ISLANDS	0	655	-	0	8,936	-
UNITED STATES	10,666	7,861	-26.30	11,389	16,671	46.38
CANADA	2,971	1,249	-57.96	430	558	29.77
MEXICO	126	0	-100.00	390	0	-100.00
CHILE	0	1,379	-	0	1,714	-
BRAZIL	0	24	-	0	27	-
GUADELOUPE	0	214	-	0	436	-
UNITED KINGDOM	0	757	-	0	3,126	-
NETHERLANDS	25,000	442	-98.23	8,500	3,507	-58.74
GERMANY, FED. REP. OF	8,500	7,976	-6.16	4,250	5,315	25.06
ITALY	36,459	2,216	-93.92	116,359	26,160	-77.52
SPAIN	1,104	2,392	116.67	7,692	16,923	120.01
TANAMAN OBAT	5,712,257	7,471,660	30.80	6,631,847	6,837,646	3.10
JAPAN	53,256	241,304	353.10	162,949	194,029	19.07
HONG KONG	162,102	96,016	-40.77	127,523	40,365	-68.35
KOREA, REPUBLIC OF	33,286	167,536	403.32	82,813	197,827	138.88
TAIWAN	1,607,156	1,896,669	18.01	698,417	719,595	3.03
CHINA	307,231	630,939	105.36	114,541	374,989	227.38
MACAU	0	24	-	0	1,243	-
SINGAPORE	1,376,594	1,313,691	-4.57	1,396,729	1,274,966	-8.72
MALAYSIA	492,868	291,934	-40.77	237,332	125,266	-47.22
VIET NAM	74,915	122,042	62.91	41,045	67,332	64.04
MALDIVES	202	0	-100.00	5,006	0	-100.00
INDIA	362,380	413,810	14.19	511,822	495,365	-3.22
PAKISTAN	0	12,335	-	0	25,381	-
BANGLADESH	0	10,039	-	0	7,036	-
SAUDI ARABIA	354,671	680,530	91.88	1,174,430	1,561,547	32.96
KUWAIT	2,287	2,891	26.41	29,122	13,627	-53.21
JORDAN	1,297	90	-93.06	1,978	2,650	33.97
LEBANON	0	900	-	0	7,908	-
YEMEN	0	16,220	-	0	6,700	-
OMAN	13,421	0	-100.00	10,410	0	-100.00
TURKEY	1,105	0	-100.00	3,166	0	-100.00
UNITED ARAB EMIRATES	329,139	643,052	95.37	324,197	615,895	89.98
QATAR	4,607	618	-86.59	12,313	1,843	-85.03
BAHRAIN	99	0	-100.00	5,000	0	-100.00
EGYPT	296	19,000	6,318.92	1,133	2,800	147.13
LIBYAN ARAB JAMAHIRIYA	61,700	237,170	284.39	32,270	81,843	153.62
MOROCCO	4,072	0	-100.00	12,773	0	-100.00
TUNISIA	0	18,000	-	0	8,100	-
SUDAN	191,550	290,000	51.40	58,339	84,160	44.26
NIGERIA	17,000	0	-100.00	3,400	0	-100.00
BENIN	0	111,000	-	0	33,300	-
MAURITIUS	220	0	-100.00	1,100	0	-100.00
AUSTRALIA	1,507	2,263	50.17	5,464	2,870	-47.47
NEW ZEALAND	300	0	-100.00	125	0	-100.00

TABEL 5. PERKEMBANGAN EKSPOR INDONESIA MENURUT KOMODITI DAN NEGARA TUJUAN

JENIS BARANG	BERAT BERSIH (KG)		PERUB	NILAI FOB (US \$)		PERUB
	JAN-SEP 2008	JAN-SEP 2009	%	JAN-SEP 2008	JAN-SEP 2009	%
	(1)	(2)	(3)	(4)	(5)	(6)
UNITED STATES	2,587	54,666	2,013.10	6,761	78,966	1,067.96
CANADA	2,480	100	-95.97	4,960	200	-95.97
COLOMBIA	66	0	-100.00	780	0	-100.00
DOMINICAN REPUBLIC	140	0	-100.00	98	0	-100.00
UNITED KINGDOM	3,636	0	-100.00	13,346	0	-100.00
NETHERLANDS	3,222	30,020	831.72	34,275	54,343	58.55
FRANCE	16,920	13,019	-23.06	888,663	284,381	-68.00
GERMANY, FED. REP. OF	159,117	135,781	-14.67	354,372	396,510	11.89
BELGIUM	60	580	866.67	277	2,320	737.55
SWITZERLAND	100	720	620.00	350	2,786	696.00
ITALY	7,133	0	-100.00	12,496	0	-100.00
YUGOSLAVIA	36	0	-100.00	298	0	-100.00
LATVIA	7,270	0	-100.00	22,514	0	-100.00
RUSSIA FEDERATION	56,229	18,701	-66.74	239,260	71,503	-70.11
-GANGGANG LAUT	72,143,545	65,543,349	-9.15	75,462,547	60,490,106	-19.84
JAPAN	340,218	152,082	-55.30	2,435,798	267,771	-89.01
HONG KONG	5,259,849	1,117,517	-78.75	1,631,582	427,364	-73.81
KOREA, REPUBLIC OF	3,796,548	2,680,822	-29.39	4,746,867	2,517,489	-46.97
TAIWAN	327,071	278,383	-14.89	81,874	148,307	81.14
CHINA	31,728,498	37,990,121	19.74	24,933,005	27,983,447	12.23
THAILAND	208,171	122,262	-41.27	191,292	180,005	-5.90
SINGAPORE	42,941	2,646	-93.84	1,639,327	43,298	-97.36
PHILIPPINES	12,394,788	4,728,620	-61.85	19,436,537	5,355,152	-72.45
MALAYSIA	837,257	647,488	-22.67	1,119,768	892,702	-20.28
VIET NAM	6,604,326	7,975,674	20.76	2,422,845	3,754,391	54.96
INDIA	0	13,800	-	0	5,865	-
TURKEY	10,000	0	-100.00	8,000	0	-100.00
MOROCCO	46,000	75,000	63.04	23,000	36,500	58.70
TUNISIA	139,999	57,798	-58.72	155,500	56,560	-63.63
SOUTH AFRICA	0	10,000	-	0	62,250	-
AUSTRALIA	193,070	153,000	-20.75	542,638	644,100	18.70
AMERICAN SAMOA	0	26,000	-	0	11,180	-
UNITED STATES	1,136,902	1,338,800	17.76	1,686,152	2,083,451	23.56
CANADA	96,000	24,000	-75.00	38,400	9,600	-75.00
MEXICO	80,000	101,000	26.25	46,000	212,850	362.72
CHILE	1,101,900	1,016,379	-7.76	2,881,499	1,862,281	-35.37
VENEZUELA	40,000	40,000	0.00	32,000	28,000	-12.50
ARGENTINA	506,800	355,000	-29.95	302,400	226,500	-25.10
BRAZIL	800,000	1,056,999	32.12	595,000	1,557,550	161.77
JAMAICA	0	26,000	-	0	43,600	-
DOMINICAN REPUBLIC	20,000	0	-100.00	10,000	0	-100.00
UNITED KINGDOM	773,500	794,400	2.70	3,922,981	4,228,792	7.80
NETHERLANDS	872	80,345	9,113.88	1,892	449,418	23,653.59
FRANCE	2,214,200	2,238,609	1.10	1,968,921	2,213,644	12.43
GERMANY, FED. REP. OF	346,006	189,002	-45.38	1,176,295	716,118	-39.12
BELGIUM	402,400	265,000	-34.15	1,451,930	1,143,650	-21.23
DENMARK	1,570,780	534,200	-65.99	521,368	389,840	-25.23
ITALY	28,000	40,000	42.86	106,718	378,192	254.38
SPAIN	950,254	1,264,957	33.12	465,762	1,691,995	263.27
POLAND	42,000	21,000	-50.00	367,500	132,300	-64.00
LITHUANIA	63,000	84,000	33.33	300,300	449,400	49.65
RUSSIA FEDERATION	42,195	42,445	0.59	219,396	286,544	30.61
-LAINNYA	17,865,955	32,047,602	79.38	1,893,038	2,187,671	15.56
JAPAN	19,069	76,045	298.79	40,562	163,828	303.90
HONG KONG	59,533	109	-99.82	25,524	584	-97.71
KOREA, REPUBLIC OF	93,819	0	-100.00	27,375	0	-100.00
TAIWAN	2,033,300	1,589,752	-21.81	1,078,939	938,635	-13.00
CHINA	242,200	0	-100.00	56,449	0	-100.00
PAPUA NEW GUINEA	0	151	-	0	124	-
THAILAND	14,945,636	30,003,856	100.75	298,137	820,691	175.27
SINGAPORE	22,303	11,300	-49.33	35,811	16,726	-53.29
PHILIPPINES	0	1,528	-	0	2,252	-
MALAYSIA	244,559	127,369	-47.92	91,629	19,703	-78.50
BRUNEI DARUSSALAM	0	64	-	0	17	-
MALDIVES	3,999	2,144	-46.39	738	537	-27.24
INDIA	12	12,778	106,383.33	15	25,057	166,946.67
SAUDI ARABIA	25,495	4,475	-82.45	17,218	1,180	-93.15
KUWAIT	403	0	-100.00	3,350	0	-100.00
LEBANON	0	4,374	-	0	1,000	-
UNITED ARAB EMIRATES	150	26	-82.67	5,850	74	-98.74
QATAR	1,400	11,287	706.21	1,200	4,900	308.33
BAHRAIN	37	0	-100.00	68	0	-100.00

TABEL 5. PERKEMBANGAN EKSPOR INDONESIA MENURUT KOMODITI DAN NEGARA TUJUAN

JENIS BARANG	BERAT BERSIH (KG)		PERUB	NILAI FOB (US \$)		PERUB
	JAN-SEP 2008	JAN-SEP 2009	%	JAN-SEP 2008	JAN-SEP 2009	%
	(1)	(2)	(3)	(4)	(5)	(6)
CYPRUS	135	196	45.19	496	548	10.48
EGYPT	1,550	0	-100.00	2,112	0	-100.00
MOROCCO	0	1,596	-	0	1,322	-
TUNISIA	0	10,889	-	0	6,710	-
REUNION	4,085	559	-86.32	4,973	2,373	-52.28
SEYCHELLES	338	838	147.93	300	957	219.00
SOUTH AFRICA	254	775	205.12	193	714	269.95
MAURITIUS	2,762	0	-100.00	2,402	0	-100.00
AUSTRALIA	7,970	34,089	327.72	9,117	21,664	137.62
NEW CALEDONIA	149	0	-100.00	209	0	-100.00
UNITED STATES	33,000	3,721	-88.72	51,134	3,903	-92.37
CANADA	976	1,864	90.98	1,885	6,071	222.07
NICARAGUA	861	658	-23.58	1,332	1,340	0.60
CHILE	1	0	-100.00	1	0	-100.00
BRAZIL	7,892	0	-100.00	31,390	0	-100.00
BAHAMAS	106	0	-100.00	77	0	-100.00
JAMAICA	820	1,768	115.61	1,636	2,340	43.03
PUERTO RICO	1,910	0	-100.00	4,763	0	-100.00
FRENCH GUIANA	29	171	489.66	129	578	348.06
FRENCH POLYNESIA	214	0	-100.00	227	0	-100.00
SAINT LUCIA	22	0	-100.00	117	0	-100.00
GUADELOUPE	198	0	-100.00	254	0	-100.00
UNITED KINGDOM	700	3,084	340.57	2,623	16,796	540.34
NETHERLANDS	1,932	4,289	122.00	10,159	8,638	-14.97
FRANCE	23,077	8,603	-62.72	18,298	18,651	1.93
GERMANY, FED. REP. OF	36,029	30,365	-15.72	21,534	25,085	16.49
BELGIUM	1,123	5,385	379.52	1,660	4,987	200.42
SWITZERLAND	0	1,120	-	0	5,552	-
DENMARK	27	218	707.41	21	398	1,795.24
SWEDEN	613	0	-100.00	489	0	-100.00
FINLAND	1,346	0	-100.00	1,985	0	-100.00
ITALY	11,146	11,778	5.67	12,124	13,751	13.42
SPAIN	8,646	15,177	75.54	11,204	16,988	51.62
GREECE	9,966	7,754	-22.20	6,655	3,935	-40.87
ANDORRA	69	0	-100.00	32	0	-100.00
HUNGARY	6,300	3,600	-42.86	5,100	8,040	57.65
POLAND	350	4,158	1,088.00	155	6,848	4,318.06
YUGOSLAVIA	233	0	-100.00	353	0	-100.00
LITHUANIA	0	882	-	0	2,622	-
CROATIA	7,852	45,773	482.95	2,728	6,923	153.78
SLOVENIA	0	2,787	-	0	3,594	-
RUSSIA FEDERATION	1,359	247	-81.82	2,306	1,035	-55.12
-MUTIARA	1,239	11,287	810.98	10,372,151	13,707,811	32.16
JAPAN	486	8,793	1,709.26	4,704,681	5,531,728	17.58
HONG KONG	26	1,462	5,523.08	310,332	4,806,903	1,448.95
KOREA, REPUBLIC OF	1	0	-100.00	20,006	0	-100.00
THAILAND	149	0	-100.00	404	0	-100.00
SINGAPORE	0	1	-	0	1,322	-
MALAYSIA	2	0	-100.00	63,319	0	-100.00
VIET NAM	1	0	-100.00	1,096	0	-100.00
INDIA	2	0	-100.00	9,326	0	-100.00
UNITED ARAB EMIRATES	0	1	-	0	9,520	-
AUSTRALIA	566	316	-44.17	5,251,815	3,258,559	-37.95
EAST TIMOR	0	691	-	0	118	-
UNITED STATES	0	8	-	0	84,247	-
CANADA	6	0	-100.00	11,172	0	-100.00
NETHERLANDS	0	5	-	0	52	-
DENMARK	0	5	-	0	8,944	-
SWEDEN	0	5	-	0	6,418	-
-LAINNYA	231,812,470	186,158,164	-19.69	124,684,273	100,844,428	-19.12
JAPAN	13,957,179	19,985,306	43.19	10,124,836	10,512,834	3.83
HONG KONG	530,301	1,489,336	180.85	558,121	779,157	39.60
KOREA, REPUBLIC OF	15,716,811	2,463,445	-84.33	6,139,171	1,564,136	-74.52
TAIWAN	4,357,340	4,488,323	3.01	1,831,713	1,865,491	1.84
CHINA	36,891,193	2,924,290	-92.07	4,289,808	2,073,249	-51.67
MACAU	0	168	-	0	367	-
THAILAND	9,552,529	20,973,366	119.56	2,241,419	1,840,453	-17.89
SINGAPORE	25,010,985	20,712,236	-17.19	34,670,323	32,514,581	-6.22
PHILIPPINES	17,135,839	40,541,077	136.59	5,903,854	8,065,665	36.62
MALAYSIA	63,492,718	33,012,983	-48.01	24,130,819	10,492,722	-56.52
MYANMAR (FORM. BURMA)	216,050	70,015	-67.59	221,718	40,008	-81.96
CAMBODIA	49,508	0	-100.00	8,300	0	-100.00

TABEL 5. PERKEMBANGAN EKSPOR INDONESIA MENURUT KOMODITI DAN NEGARA TUJUAN

JENIS BARANG	BERAT BERSIH (KG)		PERUB	NILAI FOB (US \$)		PERUB
	JAN-SEP 2008	JAN-SEP 2009	%	JAN-SEP 2008	JAN-SEP 2009	%
	(2)	(3)	(4)	(5)	(6)	(7)
BRUNEI DARUSSALAM	15,342	3,348	-78.18	51,857	6,764	-86.96
LAO PEOPLE'S DEMOCRATIC REPL	35	0	-100.00	200	0	-100.00
VIET NAM	13,940,369	4,538,602	-67.44	6,078,380	3,650,019	-39.95
MALDIVES	13,594	0	-100.00	4,130	0	-100.00
INDIA	1,632,876	2,350,494	43.95	2,349,309	3,153,526	34.23
PAKISTAN	15,541,752	17,130,083	10.22	2,283,763	2,627,976	15.07
SRI LANKA	26,497	254,719	861.31	40,640	312,427	668.77
IRAN (ISLAMIC REPUBLIC OF)	203	92	-54.68	600	394	-34.33
SAUDI ARABIA	21,845	98,220	349.62	86,851	586,442	575.23
ISRAEL	102,307	52,528	-48.66	122,693	35,987	-70.67
KUWAIT	123,533	154,219	24.84	31,594	55,872	76.84
JORDAN	20	7,043	35,115.00	10	23,768	237,580.00
LEBANON	145	0	-100.00	938	0	-100.00
YEMEN	15,000	3,700	-75.33	14,705	3,250	-77.90
OMAN	6,725	65	-99.03	6,688	588	-91.21
TURKEY	176	31,231	17,644.89	425	30,404	7,053.88
UNITED ARAB EMIRATES	718,475	153,213	-78.68	781,440	229,170	-70.67
QATAR	31	124	300.00	295	3,153	968.81
BAHRAIN	11	210	1,809.09	5	10,010	200,100.00
CYPRUS	13	0	-100.00	72	0	-100.00
EGYPT	54,479	2,483	-95.44	110,578	22,530	-79.63
MOROCCO	46,271	32,608	-29.53	65,181	56,551	-13.24
TUNISIA	68,000	34,000	-50.00	89,644	34,222	-61.82
TANZANIA, UNITED REPUBLIC OF	36,000	30,129	-16.31	39,600	18,284	-53.83
KENYA	0	80	-	0	100	-
REUNION	92	106	15.22	486	175	-63.99
MOZAMBIQUE	58	30,050	51,710.34	1,784	26,990	1,412.89
TOGO	35,000	105,000	200.00	35,875	77,700	116.59
GHANA	0	17,500	-	0	13,125	-
LIBERIA	0	161,998	-	0	107,368	-
GUINEA	70,000	105,000	50.00	85,750	77,175	-10.00
ANGOLA	24,011	0	-100.00	14,914	0	-100.00
NIGERIA	20,386	5	-99.98	36,541	50	-99.86
COTE D'IVOIRE	1,625	0	-100.00	2,150	0	-100.00
SENEGAL	0	20	-	0	500	-
BENIN	0	7,177	-	0	2,700	-
SOUTH AFRICA	103	214	107.77	34	883	2,497.06
MAURITIUS	2,264	19,000	739.22	2,068	3,780	82.79
AUSTRALIA	84,336	52,896	-37.28	648,309	417,794	-35.56
NEW ZEALAND	19,602	3,092	-84.23	26,342	6,075	-76.94
GUAM	0	145	-	0	509	-
PALAU	207	0	-100.00	595	0	-100.00
NEW CALEDONIA	77	306	297.40	370	1,591	330.00
NORTHERN MARIANA ISLANDS	0	35	-	0	109	-
VANUATU	0	105	-	0	162	-
TONGA	37	0	-100.00	28	0	-100.00
EAST TIMOR	14	367,378	2,624,028.57	435	239,645	54,990.80
UNITED STATES	2,710,786	4,801,258	77.12	4,521,758	7,771,907	71.88
CANADA	95,312	178,027	86.78	190,760	225,286	18.10
MEXICO	288,691	412,073	42.74	333,134	299,966	-9.96
GUATEMALA	54,000	0	-100.00	61,290	0	-100.00
NICARAGUA	486,000	827,999	70.37	560,644	605,764	8.05
VENEZUELA	504,000	262,000	-48.02	587,664	194,657	-66.88
ARGENTINA	39,530	2,192	-94.45	47,747	5,277	-88.95
BRAZIL	1,261,592	1,149,654	-8.87	1,971,681	792,180	-59.82
COLOMBIA	2,000	20,000	900.00	11,380	25,220	121.62
URUGUAY	26,000	0	-100.00	39,000	0	-100.00
GUYANA	0	1,890	-	0	2,675	-
PUERTO RICO	38	16,344	42,910.53	129	94,491	73,148.84
DOMINICAN REPUBLIC	385,000	178,779	-53.56	432,565	177,093	-59.06
COSTA RICA	18,000	18,099	0.55	20,341	10,915	-46.34
FRENCH POLYNESIA	82	27	-67.07	276	393	42.39
NETHERLANDS ANTILLES	2,550	0	-100.00	9,494	0	-100.00
UNITED KINGDOM	18,823	18,820	-0.02	197,827	43,790	-77.86
NETHERLANDS	1,522,195	532,597	-65.01	2,454,238	1,962,289	-20.04
FRANCE	94,349	25,377	-73.10	197,073	51,795	-73.72
GERMANY, FED. REP. OF	166,520	85,498	-48.66	291,358	177,519	-39.07
AUSTRIA	326	8	-97.55	3,315	2,000	-39.67
BELGIUM	44,128	5,524	-87.48	75,781	97,325	28.43
SWITZERLAND	195	1,935	892.31	7,400	3,795	-48.72
DENMARK	439,552	319,956	-27.21	3,991,602	2,235,204	-44.00
NORWAY	0	3	-	0	15	-
SWEDEN	275	3	-98.91	720	600	-16.67
FINLAND	10	0	-100.00	1,248	0	-100.00

TABEL 5. PERKEMBANGAN EKSPOR INDONESIA MENURUT KOMODITI DAN NEGARA TUJUAN

JENIS BARANG	BERAT BERSIH (KG)		PERUB	NILAI FOB (US \$)		PERUB
	JAN-SEP 2008	JAN-SEP 2009	%	JAN-SEP 2008	JAN-SEP 2009	%
	(1)	(2)	(3)	(4)	(5)	(6)
IRELAND	12,428	0	-100.00	13,172	0	-100.00
ITALY	122,690	185,448	51.15	629,227	468,432	-25.55
SPAIN	141,241	64,455	-54.37	831,078	111,230	-86.62
PORTUGAL	15,161	14,050	-7.33	19,848	26,694	34.49
GREECE	1,178	9	-99.24	2,686	62	-97.69
HUNGARY	16,145	45	-99.72	24,669	145	-99.41
POLAND	358,513	307,025	-14.36	404,949	227,344	-43.86
BULGARIA	25,560	7,924	-69.00	26,547	10,425	-60.73
UKRAINE	10,000	0	-100.00	18,500	0	-100.00
LITHUANIA	3,499	0	-100.00	54,225	0	-100.00
LATVIA	15,999	0	-100.00	18,100	0	-100.00
ESTONIA	2,802,000	4,216,999	50.50	2,789,420	3,423,387	22.73
CROATIA	0	75,000	-	0	49,056	-
SLOVENIA	594,400	1,131	-99.81	676,560	1,651	-99.76
CZECH REPUBLIC	573	565	-1.40	25,529	13,931	-45.43
RUSSIA FEDERATION	1,165	19,687	1,589.87	5,977	145,484	2,334.06
-KAYU LAPIS	1,343,791,021	1,024,802,781	-23.74	1,217,744,876	832,594,726	-31.63
JAPAN	423,039,559	396,562,966	-6.26	393,030,361	320,718,774	-18.40
HONG KONG	10,386,205	6,808,750	-34.44	7,775,722	4,306,284	-44.62
KOREA, REPUBLIC OF	84,268,752	68,374,992	-18.86	69,420,345	53,347,203	-23.15
TAIWAN	117,699,745	98,724,874	-16.12	76,193,229	57,113,048	-25.04
CHINA	101,855,162	54,596,855	-46.40	67,538,585	33,856,386	-49.87
THAILAND	8,065,468	4,309,609	-46.57	5,744,780	2,823,069	-50.86
SINGAPORE	22,687,057	20,754,439	-8.52	18,612,465	14,780,953	-20.59
PHILIPPINES	222,994	81,131	-63.62	233,523	81,180	-65.24
MALAYSIA	19,264,761	9,742,084	-49.43	13,357,942	6,029,098	-54.87
CAMBODIA	17,500	0	-100.00	30,748	0	-100.00
BRUNEI DARUSSALAM	2,010	0	-100.00	1,027	0	-100.00
VIET NAM	2,816,187	1,215,106	-56.85	1,782,766	767,798	-56.93
MALDIVES	132,368	64,237	-51.47	112,342	41,750	-62.84
INDIA	5,316,787	2,727,714	-48.70	5,027,071	2,101,761	-58.19
PAKISTAN	1,644	586	-64.36	2,170	542	-75.02
BANGLADESH	75,000	0	-100.00	30,700	0	-100.00
SRI LANKA	35,594	0	-100.00	10,902	0	-100.00
IRAQ	73,440	0	-100.00	66,478	0	-100.00
IRAN (ISLAMIC REPUBLIC OF)	0	55,334	-	0	53,696	-
SAUDI ARABIA	93,205,948	50,895,127	-45.39	82,671,359	39,460,128	-52.27
ISRAEL	0	3,150	-	0	5,232	-
KUWAIT	14,399,401	11,968,055	-16.89	14,957,867	10,803,764	-27.77
JORDAN	32,809,564	32,168,667	-1.95	30,870,120	26,332,082	-14.70
LEBANON	2,947,862	5,771,246	95.78	2,757,402	4,708,575	70.76
OMAN	8,211,439	16,086,060	95.90	7,949,618	13,890,714	74.73
SYRIA ARAB REPUBLIC	2,717,347	1,274,719	-53.09	2,527,840	1,208,124	-52.21
TURKEY	17,313,765	255,984	-98.52	17,107,260	262,406	-98.47
UNITED ARAB EMIRATES	97,458,804	40,158,842	-58.79	83,537,485	32,303,935	-61.33
QATAR	11,723,250	10,530,349	-10.18	11,296,187	8,544,015	-24.36
BAHRAIN	2,738,477	1,713,010	-37.45	2,392,616	1,278,363	-46.57
CYPRUS	23,059	21,112	-8.44	56,048	55,099	-1.69
EGYPT	15,487,699	29,054,355	87.60	12,651,338	22,419,950	77.21
LIBYAN ARAB JAMAHIRIYA	5,095,422	6,009,673	17.94	4,355,344	5,189,347	19.15
MOROCCO	0	1,484,297	-	0	1,208,621	-
ALGERIA	13,261,112	16,552,815	24.82	11,603,115	12,990,916	11.96
SUDAN	0	42,868	-	0	28,252	-
KENYA	0	40,668	-	0	36,794	-
REUNION	73,857	44,031	-40.38	77,844	57,797	-25.75
GHANA	38,640	0	-100.00	49,404	0	-100.00
COTE D'IVOIRE	0	18,379	-	0	15,424	-
SOUTH AFRICA	829,087	446,594	-46.13	866,239	474,188	-45.26
MAURITIUS	40,075	22,139	-44.76	37,322	16,048	-57.00
AUSTRALIA	17,769,478	8,977,066	-49.48	23,339,460	10,563,880	-54.74
NEW ZEALAND	439,246	382,910	-12.83	497,450	397,684	-20.06
NEW CALEDONIA	24,250	78,476	223.61	24,279	117,289	383.09
VANUATU	0	38,906	-	0	28,174	-
EAST TIMOR	0	31,739	-	0	32,534	-
UNITED STATES	77,222,764	48,276,075	-37.48	74,784,443	41,056,415	-45.10
CANADA	2,794,142	2,174,098	-22.19	3,287,748	3,886,177	18.20
MEXICO	6,416,355	4,866,837	-24.15	5,894,971	3,874,535	-34.27
NICARAGUA	34,410	0	-100.00	50,497	0	-100.00
TRINIDAD AND TOBAGO	50,460	49,349	-2.20	52,331	46,473	-11.19
JAMAICA	24,939	0	-100.00	25,052	0	-100.00
PUERTO RICO	2,168,623	112,684	-94.80	2,201,575	144,426	-93.44
BELIZE	14,694	0	-100.00	14,576	0	-100.00
ANTIGUA AND BARBUDA	0	12,400	-	0	15,872	-

TABEL 5. PERKEMBANGAN EKSPOR INDONESIA MENURUT KOMODITI DAN NEGARA TUJUAN

JENIS BARANG	BERAT BERSIH (KG)		PERUB	NILAI FOB (US \$)		PERUB
	JAN-SEP 2008	JAN-SEP 2009	%	JAN-SEP 2008	JAN-SEP 2009	%
	(1)	(2)	(3)	(4)	(5)	(6)
FRENCH POLYNESIA	27,903	74,367	166.52	21,352	73,682	245.08
MARTINIQUE	119	17,499	14,605.04	379	18,970	4,905.28
NETHERLANDS ANTILLES	19,031	1,559	-91.81	18,527	6,862	-62.96
TURKS AND CAICOS ISLANDS	273	0	-100.00	681	0	-100.00
GUADELOUPE	0	20,996	-	0	21,170	-
SAINT KITTS AND NEVIS	859	0	-100.00	1,278	0	-100.00
UNITED KINGDOM	16,408,593	8,479,650	-48.32	19,245,486	10,252,427	-46.73
NETHERLANDS	16,126,718	12,251,729	-24.03	23,337,032	16,304,032	-30.14
FRANCE	3,468,661	3,573,947	3.04	4,362,553	4,918,553	12.74
GERMANY, FED. REP. OF	37,069,799	21,246,352	-42.69	56,885,476	33,803,745	-40.58
BELGIUM	33,704,731	17,854,209	-47.03	34,162,387	16,599,090	-51.41
GIBRALTAR	15,178	0	-100.00	47,433	0	-100.00
DENMARK	956,023	947,360	-0.91	1,646,219	1,457,180	-11.48
NORWAY	493,050	112,514	-77.18	618,967	169,648	-72.59
SWEDEN	610,280	227,278	-62.76	652,187	196,058	-69.94
FINLAND	19,789	0	-100.00	47,343	0	-100.00
IRELAND	145,178	44,329	-69.47	242,011	113,415	-53.14
ITALY	6,030,988	3,114,858	-48.35	8,995,185	5,009,503	-44.31
SPAIN	122,536	19,927	-83.74	200,409	37,017	-81.53
GREECE	1,125,458	158,161	-85.95	2,226,315	248,791	-88.82
HUNGARY	0	5	-	0	1	-
POLAND	5,304,640	2,767,336	-47.83	8,952,593	5,325,494	-40.51
ROMANIA	136,268	78,616	-42.31	234,981	123,091	-47.62
BULGARIA	68,336	0	-100.00	180,448	0	-100.00
AZERBAIJAN	119	0	-100.00	770	0	-100.00
TURKMENISTAN	114,240	0	-100.00	51,630	0	-100.00
UKRAINE	212,386	22,000	-89.64	202,753	12,817	-93.68
ESTONIA	33,570	17,391	-48.19	30,638	17,182	-43.92
GEORGIA	42,000	0	-100.00	93,243	0	-100.00
CROATIA	27,953	0	-100.00	35,802	0	-100.00
MALTA	70,086	40,912	-41.63	89,552	50,276	-43.86
CZECH REPUBLIC	21,000	142,206	577.17	39,712	340,507	757.44
RUSSIA FEDERATION	120,854	8,223	-93.20	213,588	20,440	-90.43
-KAYU GERGAJIAN	41,472,302	26,352,511	-36.46	44,123,126	27,118,739	-38.54
JAPAN	8,986,524	8,409,193	-6.42	11,213,701	11,229,098	0.14
HONG KONG	1,050,892	901,565	-14.21	845,083	544,061	-35.62
KOREA, REPUBLIC OF	5,420,087	2,566,527	-52.65	4,005,352	2,076,849	-48.15
TAIWAN	533,842	332,358	-37.74	382,062	185,335	-51.49
CHINA	5,296,618	2,794,464	-47.24	4,013,690	2,061,905	-48.63
THAILAND	23,173	0	-100.00	78,412	0	-100.00
SINGAPORE	1,506,496	528,944	-64.89	955,009	417,313	-56.30
MALAYSIA	6,001,620	5,105,981	-14.92	3,749,615	2,516,590	-32.88
BRUNEI DARUSSALAM	3,480	0	-100.00	5,527	0	-100.00
VIET NAM	1,798,688	586,343	-67.40	996,702	472,988	-52.54
INDIA	21,538	0	-100.00	24,230	0	-100.00
SRI LANKA	132,884	0	-100.00	123,033	0	-100.00
TURKEY	16,021	0	-100.00	19,371	0	-100.00
UNITED ARAB EMIRATES	73,282	0	-100.00	54,053	0	-100.00
QATAR	22,065	0	-100.00	31,902	0	-100.00
EGYPT	0	194	-	0	252	-
REUNION	2,416	1,177	-51.28	18,112	1,890	-89.56
SEYCHELLES	20,492	3,783	-81.54	42,404	4,223	-90.04
SOUTH AFRICA	293,069	90,382	-69.16	382,700	123,992	-67.60
MAURITIUS	22,785	18,683	-18.00	47,254	28,626	-39.42
AUSTRALIA	1,471,798	892,554	-39.36	2,386,938	1,417,146	-40.63
NEW ZEALAND	231,031	115,602	-49.96	106,456	62,449	-41.34
NEW CALEDONIA	1,473	4,790	225.19	2,540	9,155	260.43
VANUATU	0	93	-	0	512	-
EAST TIMOR	0	708	-	0	1,341	-
UNITED STATES	2,340,269	1,340,378	-42.73	1,013,534	671,075	-33.79
CANADA	4,949	5,729	15.76	5,941	6,260	5.37
COLOMBIA	10,411	0	-100.00	13,666	0	-100.00
FRENCH POLYNESIA	14,356	4,678	-67.41	11,669	10,445	-10.49
MARTINIQUE	3,098	0	-100.00	3,100	0	-100.00
NETHERLANDS ANTILLES	176	0	-100.00	314	0	-100.00
TURKS AND CAICOS ISLANDS	3,202	0	-100.00	7,974	0	-100.00
UNITED KINGDOM	551,406	328,444	-40.44	1,190,266	691,380	-41.91
NETHERLANDS	4,006,838	1,479,473	-63.08	10,057,166	3,387,791	-66.31
FRANCE	165,373	132,578	-19.83	254,995	219,932	-13.75
GERMANY, FED. REP. OF	270,133	154,809	-42.69	377,310	230,443	-38.92
BELGIUM	204,612	105,016	-48.68	290,760	122,560	-57.85
SWITZERLAND	944	27	-97.14	2,405	389	-83.83
DENMARK	1,700	0	-100.00	4,559	0	-100.00

TABEL 5. PERKEMBANGAN EKSPOR INDONESIA MENURUT KOMODITI DAN NEGARA TUJUAN

JENIS BARANG	BERAT BERSIH (KG)		PERUB	NILAI FOB (US \$)		PERUB
	JAN-SEP 2008	JAN-SEP 2009	%	JAN-SEP 2008	JAN-SEP 2009	%
	(1)	(2)	(3)	(4)	(5)	(6)
NORWAY	11,867	0	-100.00	13,275	0	-100.00
SWEDEN	0	2,305	-	0	9,699	-
FINLAND	163,941	0	-100.00	167,891	0	-100.00
IRELAND	3,962	6,674	68.45	10,918	29,146	166.95
ITALY	197,963	150,018	-24.22	435,828	241,092	-44.68
SPAIN	42,210	33,921	-19.64	45,863	79,579	73.51
PORTUGAL	29,194	0	-100.00	20,197	0	-100.00
POLAND	390,252	226,620	-41.93	559,111	235,676	-57.85
ROMANIA	509	969	90.37	890	1,318	48.09
BULGARIA	0	920	-	0	1,264	-
YUGOSLAVIA	172	0	-100.00	341	0	-100.00
LITHUANIA	38,970	0	-100.00	60,183	0	-100.00
ESTONIA	5,500	0	-100.00	32,506	0	-100.00
CROATIA	31,608	0	-100.00	23,700	0	-100.00
SLOVAKIA	0	573	-	0	681	-
SLOVENIA	29,147	0	-100.00	25,899	0	-100.00
CZECH REPUBLIC	0	26,038	-	0	26,284	-
RUSSIA FEDERATION	19,266	0	-100.00	8,719	0	-100.00
-KAYU OLAHAN LAIN	853,863,615	693,226,568	-18.81	978,484,634	718,349,460	-26.59
JAPAN	97,084,901	42,824,527	-55.89	105,314,988	74,578,504	-29.19
HONG KONG	14,181,540	7,289,370	-48.60	14,556,216	8,868,842	-39.07
KOREA, DEMOCRATIC PEOPLE'S R	18,855	0	-100.00	29,489	0	-100.00
KOREA, REPUBLIC OF	66,931,614	32,489,859	-51.46	51,307,557	35,282,772	-31.23
TAIWAN	48,212,693	33,634,402	-30.24	20,921,904	13,970,961	-33.22
CHINA	104,359,769	193,480,337	85.40	56,983,118	53,141,849	-6.74
MONGOLIA	0	1,299	-	0	6,445	-
MACAU	782	94	-87.98	1,491	350	-76.53
PAPUA NEW GUINEA	1,843	1,373	-25.50	2,136	2,289	7.16
THAILAND	839,037	542,738	-35.31	1,458,508	672,144	-53.92
SINGAPORE	30,726,343	11,228,070	-63.46	18,017,866	10,242,024	-43.16
PHILIPPINES	3,577,266	2,677,120	-25.16	1,302,072	657,822	-49.48
MALAYSIA	20,286,872	11,371,016	-43.95	11,164,488	6,998,853	-37.31
MYANMAR (FORM. BURMA)	168	0	-100.00	100	0	-100.00
CAMBODIA	6,708	104,219	1,453.65	13,245	150,956	1,039.72
BRUNEI DARUSSALAM	486,123	252,509	-48.06	524,886	260,549	-50.36
LAO PEOPLE'S DEMOCRATIC REPL	0	1,790	-	0	44,091	-
VIET NAM	23,939,604	17,611,600	-26.43	9,886,052	5,193,514	-47.47
MALDIVES	1,544,352	669,593	-56.64	2,373,028	1,282,626	-45.95
INDIA	5,113,500	14,321,948	180.08	4,198,929	5,832,321	38.90
PAKISTAN	615,758	391,502	-36.42	475,932	194,206	-59.19
BANGLADESH	387,990	22,761	-94.13	121,187	17,218	-85.79
SRI LANKA	237,963	154,977	-34.87	294,893	151,942	-48.48
IRAQ	313,142	347,504	10.97	164,881	250,702	52.05
IRAN (ISLAMIC REPUBLIC OF)	1,025,349	1,590,836	55.15	997,138	1,558,995	56.35
SAUDI ARABIA	7,969,832	1,959,959	-75.41	3,531,518	1,223,571	-65.35
ISRAEL	318,821	264,508	-17.04	540,694	623,923	15.39
KUWAIT	1,113,815	1,536,736	37.97	731,831	526,209	-28.10
JORDAN	1,315,710	1,923,043	46.16	635,469	988,120	55.49
LEBANON	228,749	254,030	11.05	394,996	645,876	63.51
YEMEN	4,288,978	3,040,254	-29.11	1,430,622	751,492	-47.47
OMAN	114,371	44,744	-60.88	159,441	45,940	-71.19
SYRIA ARAB REPUBLIC	18,107,985	21,386,902	18.11	4,404,717	4,888,733	10.99
TURKEY	4,487,989	2,586,981	-42.36	6,086,360	3,924,123	-35.53
UNITED ARAB EMIRATES	8,677,054	4,967,730	-42.75	7,028,744	3,586,808	-48.97
QATAR	908,849	201,735	-77.80	1,306,235	107,532	-91.77
BAHRAIN	252,102	581,172	130.53	271,474	457,698	68.60
CYPRUS	207,659	216,949	4.47	380,018	526,991	38.68
EGYPT	19,396,948	21,774,161	12.26	4,675,690	5,476,664	17.13
LIBYAN ARAB JAMAHIRIYA	125,797	88,663	-29.52	183,630	94,588	-48.49
MOROCCO	107,075	53,609	-49.93	132,919	119,825	-9.85
TUNISIA	488,049	155,435	-68.15	189,182	400,358	111.63
ALGERIA	521,702	281,661	-46.01	450,153	119,443	-73.47
SUDAN	17,993	29,812	65.69	60,762	30,240	-50.23
NAMIBIA	6,306	6,095	-3.35	13,693	9,213	-32.72
ETHIOPIA	40,655	19,679	-51.60	68,994	46,075	-33.22
TANZANIA, UNITED REPUBLIC OF	10,329	10,424	0.92	33,482	26,756	-20.09
MADAGASCAR	11,077	12,694	14.60	22,647	39,860	76.01
SOMALIA	97,181	53,617	-44.83	200,996	125,716	-37.45
KENYA	7,278	115,302	1,484.25	5,449	161,614	2,865.94
REUNION	746,031	471,615	-36.78	1,140,716	756,436	-33.69
MOZAMBIQUE	23,640	6,945	-70.62	12,520	2,832	-77.38
BOTSWANA	556	0	-100.00	1,883	0	-100.00
TOGO	0	1,484	-	0	1,830	-

TABEL 5. PERKEMBANGAN EKSPOR INDONESIA MENURUT KOMODITI DAN NEGARA TUJUAN

JENIS BARANG	BERAT BERSIH (KG)		PERUB	NILAI FOB (US \$)		PERUB
	JAN-SEP 2008	JAN-SEP 2009	%	JAN-SEP 2008	JAN-SEP 2009	%
	(1)	(2)	(3)	(4)	(5)	(6)
GHANA	892	11	-98.77	2,060	300	-85.44
ANGOLA	9,287	21,795	134.68	8,789	20,808	136.75
CONGO	0	4,956	-	0	31,810	-
CAMEROON	3,274	0	-100.00	7,800	0	-100.00
NIGERIA	11	52,620	478,263.64	259	184,593	71,171.43
SIERRA LEONE	0	454	-	0	1,440	-
GABON	2,498	835	-66.57	10,224	3,907	-61.79
COTE D'IVOIRE	5,464	3,825	-30.00	7,112	10,429	46.64
SENEGAL	23,021	22,564	-1.99	29,636	22,549	-23.91
U.S. VIRGIN ISLANDS	4,097	632	-84.57	7,105	1,032	-85.48
SEYCHELLES	191,924	435,247	126.78	402,266	947,855	135.63
UGANDA	1	0	-100.00	8	0	-100.00
CENTRAL AFRICAN REPUBLIC	0	9,875	-	0	11,010	-
NIGER	0	1,200	-	0	1,682	-
DJIBOUTI	1,262	24,432	1,835.97	5,794	54,515	840.89
SOUTH AFRICA	10,845,469	8,642,024	-20.32	15,521,204	11,840,860	-23.71
MAURITIUS	376,972	208,659	-44.65	631,229	427,723	-32.24
VIRGIN ISLANDS (BRITISH)	4,966	32,490	554.25	15,310	105,101	586.49
AUSTRALIA	63,379,616	55,901,617	-11.80	83,677,576	82,126,798	-1.85
NEW ZEALAND	4,853,713	4,701,301	-3.14	5,398,952	5,774,506	6.96
MICRONESIA, FEDERATED STATES	1,839	4,319	134.86	9,381	4,219	-55.03
GUAM	50,109	64,779	29.28	118,403	127,218	7.44
PALAU	6,120	1,082	-82.32	19,691	4,583	-76.73
NEW CALEDONIA	973,406	672,587	-30.90	1,475,688	1,305,953	-11.50
NORTHERN MARIANA ISLANDS	6,600	3,265	-50.53	20,580	14,719	-28.48
SAINT VINCENT AND THE GRENAD	2,393	10,392	334.27	4,767	26,325	452.23
VANUATU	57,156	49,584	-13.25	191,585	61,346	-67.98
WALLIS AND FUTUNA ISLANDS	14,728	2,681	-81.80	29,014	4,460	-84.63
AMERICAN SAMOA	0	27,294	-	0	30,107	-
COOK ISLANDS	30,371	10,805	-64.42	47,708	39,133	-17.97
FIJI	62,584	16,795	-73.16	278,795	97,594	-64.99
SAMOA	1,315	13,344	914.75	4,194	17,567	318.86
SOLOMON ISLANDS	6,290	0	-100.00	16,722	0	-100.00
TONGA	1,607	10	-99.38	6,651	23	-99.65
EAST TIMOR	68,830	163,455	137.48	107,846	123,260	14.29
UNITED STATES	57,594,773	35,029,969	-39.18	137,236,745	90,120,939	-34.33
CANADA	4,593,617	2,576,610	-43.91	10,067,784	5,897,755	-41.42
MEXICO	874,042	620,273	-29.03	1,976,681	1,618,280	-18.13
GUATEMALA	16,319	5,841	-64.21	67,577	23,105	-65.81
HONDURAS	11,656	8,751	-24.92	9,257	15,079	62.89
NICARAGUA	12,477	2,737	-78.06	20,621	5,571	-72.98
PANAMA	40,157	56,881	41.65	88,884	118,323	33.12
SURINAME	0	3	-	0	80	-
CHILE	367,862	226,582	-38.41	780,278	492,145	-36.93
VENEZUELA	58,025	140,119	141.48	115,849	276,671	138.82
ARGENTINA	410,850	168,843	-58.90	811,989	539,300	-33.58
BRAZIL	462,771	338,861	-26.78	1,075,755	653,402	-39.26
COLOMBIA	119,413	118,705	-0.59	181,710	209,293	15.18
URUGUAY	80,135	28,521	-64.41	161,558	55,301	-65.77
PARAGUAY	0	786	-	0	602	-
ECUADOR	298	10,986	3,586.58	692	7,006	912.43
PERU	28,548	16,831	-41.04	62,753	20,671	-67.06
TRINIDAD AND TOBAGO	14,027	4,124	-70.60	39,440	10,008	-74.62
BAHAMAS	51,063	17,281	-66.16	132,339	50,076	-62.16
JAMAICA	136,834	104,544	-23.60	357,694	293,919	-17.83
PUERTO RICO	114,081	93,171	-18.33	330,248	250,612	-24.11
BELIZE	3,225	5,021	55.69	13,142	14,587	11.00
DOMINICAN REPUBLIC	180,699	157,626	-12.77	647,720	431,058	-33.45
EL SALVADOR	8,713	0	-100.00	8,518	0	-100.00
COSTA RICA	86,520	54,209	-37.35	201,938	122,946	-39.12
HAITI	19,515	7,679	-60.65	25,621	14,260	-44.34
BARBADOS	17,536	91,951	424.36	35,466	78,050	120.07
ANTIGUA AND BARBUDA	40,349	32,715	-18.92	111,397	74,149	-33.44
ANGUILLA	526	15,238	2,796.96	40	51,587	128,867.50
ARUBA	60,197	18,125	-69.89	92,093	49,607	-46.13
BERMUDA	19,213	24,343	26.70	65,564	126,811	93.42
CAYMAN ISLANDS	2,538	1,292	-49.09	3,017	1,502	-50.22
DOMINICA	1,251	0	-100.00	4,563	0	-100.00
FRENCH GUIANA	23,641	23,380	-1.10	74,488	47,544	-36.17
FRENCH POLYNESIA	580,893	164,510	-71.68	1,044,078	279,045	-73.27
GRENADA	7,520	326	-95.66	31,955	1,591	-95.02
MARTINIQUE	116,088	90,023	-22.45	224,652	175,639	-21.82
NETHERLANDS ANTILLES	390,162	355,099	-8.99	1,517,692	1,377,319	-9.25
NORFOLK ISLANDS	2,081	0	-100.00	4,992	0	-100.00

TABEL 5. PERKEMBANGAN EKSPOR INDONESIA MENURUT KOMODITI DAN NEGARA TUJUAN

JENIS BARANG	BERAT BERSIH (KG)		PERUB	NILAI FOB (US \$)		PERUB
	JAN-SEP 2008	JAN-SEP 2009	%	JAN-SEP 2008	JAN-SEP 2009	%
	(1)	(2)	(3)	(4)	(5)	(6)
SAINT LUCIA	77,143	1,586	-97.94	274,354	13,094	-95.23
TURKS AND CAICOS ISLANDS	264,286	7,616	-97.12	594,082	26,181	-95.59
GUADELOUPE	101,383	85,116	-16.05	282,643	176,818	-37.44
SAINT KITTS AND NEVIS	10,952	5,479	-49.97	16,260	7,749	-52.34
UNITED KINGDOM	29,471,712	17,632,446	-40.17	59,341,532	37,141,538	-37.41
NETHERLANDS	56,046,695	41,387,918	-26.15	78,894,274	62,694,829	-20.53
FRANCE	16,111,758	11,959,403	-25.77	29,338,302	21,918,062	-25.29
GERMANY, FED. REP. OF	37,541,534	30,954,861	-17.55	62,346,896	55,631,335	-10.77
AUSTRIA	235,045	218,552	-7.02	727,048	531,254	-26.93
BELGIUM	17,219,580	11,929,004	-30.72	24,741,714	18,877,690	-23.70
SWITZERLAND	163,729	198,337	21.14	715,718	861,493	20.37
LUXEMBOURG	184,254	270	-99.85	124,768	1,762	-98.59
MONACO	312	63	-79.81	1,308	35	-97.32
DENMARK	5,106,541	3,302,747	-35.32	9,724,175	4,810,106	-50.53
NORWAY	4,574,581	1,720,296	-62.39	10,434,322	3,264,825	-68.71
SWEDEN	2,061,327	1,030,724	-50.00	5,529,077	2,988,239	-45.95
FINLAND	2,150,304	431,887	-79.92	4,756,946	1,153,546	-75.75
IRELAND	2,365,177	707,752	-70.08	4,949,245	1,767,334	-64.29
ITALY	14,129,344	7,689,118	-45.58	33,340,574	17,207,764	-48.39
SPAIN	7,336,541	4,402,978	-39.99	15,378,618	11,138,833	-27.57
PORTUGAL	1,770,177	1,846,029	4.28	4,071,175	3,811,448	-6.38
ICELAND	23,940	2,611	-89.09	48,152	4,906	-89.81
GREECE	1,661,782	996,071	-40.06	3,009,475	2,678,846	-10.99
ANDORRA	3,655	0	-100.00	1,679	0	-100.00
DEMOCRATIC REPUBLIC OF THE C	0	845	-	0	2,688	-
HUNGARY	258,269	139,083	-46.15	461,661	247,181	-46.46
POLAND	10,057,947	8,327,677	-17.20	14,908,385	11,664,392	-21.76
ROMANIA	420,978	46,889	-88.86	588,251	66,711	-88.66
BULGARIA	659,284	302,392	-54.13	999,317	479,879	-51.98
YUGOSLAVIA	144,431	6,595	-95.43	213,469	11,756	-94.49
ALBANIA	19,559	114,238	484.07	24,404	202,165	728.41
AZERBAIJAN	320,927	42,067	-86.89	589,315	91,993	-84.39
BELARUS	2,695	0	-100.00	17,691	0	-100.00
KAZAKHSTAN	411,234	117,979	-71.31	807,241	175,587	-78.25
MOLDOVA, REPUBLIC OF	15,592	0	-100.00	15,763	0	-100.00
UKRAINE	1,284,198	531,372	-58.62	2,094,887	1,647,734	-21.34
UZBEKISTAN	13,272	0	-100.00	20,800	0	-100.00
LITHUANIA	122,707	147,704	20.37	236,584	216,632	-8.43
LATVIA	450,349	41,923	-90.69	645,167	95,860	-85.14
ESTONIA	730,387	210,566	-71.17	1,053,831	451,973	-57.11
GEORGIA	152,198	59,177	-61.12	282,560	86,690	-69.32
CROATIA	673,520	364,276	-45.91	1,324,320	772,934	-41.64
BOSNIA AND HERZEGOVINA	1,169	0	-100.00	5,382	0	-100.00
MALTA	26,267	16,708	-36.39	60,496	97,862	61.77
SLOVAKIA	88,979	19,087	-78.55	122,815	58,828	-52.10
SLOVENIA	291,508	198,305	-31.97	629,699	570,085	-9.47
CZECH REPUBLIC	408,879	411,429	0.62	1,102,126	992,237	-9.97
REP. OF MACEDONIA	8,915	3,381	-62.08	12,942	5,141	-60.28
RUSSIA FEDERATION	1,670,466	841,743	-49.61	3,739,113	1,707,746	-54.33
-TIMAH	91,821,579	77,180,302	-15.95	1,669,297,145	933,776,195	-44.06
JAPAN	2,891,251	829,391	-71.31	48,984,913	10,069,387	-79.44
HONG KONG	742,524	154,555	-79.19	11,173,215	998,253	-91.07
KOREA, REPUBLIC OF	1,546,847	714,876	-53.78	29,452,919	8,420,137	-71.41
TAIWAN	1,434,949	885,861	-38.27	26,564,401	11,135,377	-58.08
CHINA	402,668	2,876,703	614.41	5,481,664	34,059,875	521.34
THAILAND	19,733	163,535	728.74	266,395	1,717,118	544.58
SINGAPORE	75,244,556	62,310,824	-17.19	1,378,113,216	756,392,359	-45.11
PHILIPPINES	65,327	104,677	60.24	1,458,335	1,707,850	17.11
MALAYSIA	8,495,547	8,396,167	-1.17	154,647,588	100,814,426	-34.81
VIET NAM	331,009	78	-99.98	5,048,640	565	-99.99
INDIA	500,611	139,362	-72.16	7,081,113	1,769,201	-75.02
BANGLADESH	2,025	2,000	-1.23	34,006	23,130	-31.98
IRAQ	0	6,113	-	0	118,569	-
SAUDI ARABIA	0	1	-	0	2,892	-
UNITED ARAB EMIRATES	0	100,113	-	0	1,330,577	-
AUSTRALIA	107,807	83,528	-22.52	365,531	304,718	-16.64
EAST TIMOR	4,064	1,879	-53.76	4,620	542	-88.27
UNITED STATES	7,787	179,348	2,203.17	70,236	1,633,585	2,225.85
CANADA	0	908	-	0	11,655	-
NETHERLANDS	24,840	202,295	714.39	550,249	2,874,041	422.32
GERMANY, FED. REP. OF	0	2,637	-	0	48,540	-
BELGIUM	0	17	-	0	42	-
ITALY	34	0	-100.00	104	0	-100.00

TABEL 5. PERKEMBANGAN EKSPOR INDONESIA MENURUT KOMODITI DAN NEGARA TUJUAN

JENIS BARANG	BERAT BERSIH (KG)		PERUB	NILAI FOB (US \$)		PERUB
	JAN-SEP 2008	JAN-SEP 2009	%	JAN-SEP 2008	JAN-SEP 2009	%
	(1)	(2)	(3)	(4)	(5)	(6)
SPAIN	0	25,434	-	0	343,356	-
-ALUMINIUM	216,737,625	173,245,352	-20.07	699,570,733	335,044,413	-52.11
JAPAN	122,625,514	107,472,544	-12.36	344,177,247	161,094,339	-53.19
HONG KONG	1,218,952	958,949	-21.33	4,224,497	1,692,873	-59.93
KOREA, DEMOCRATIC PEOPLE'S R	1,306	0	-100.00	8,250	0	-100.00
KOREA, REPUBLIC OF	7,282,061	9,319,782	27.98	15,451,149	12,907,509	-16.46
TAIWAN	3,858,000	1,621,118	-57.98	14,832,649	5,952,872	-59.87
CHINA	1,746,818	6,053,545	246.55	6,095,518	10,593,401	73.79
PAPUA NEW GUINEA	625,153	980,706	56.87	2,424,513	2,518,106	3.86
THAILAND	6,002,969	4,702,372	-21.67	24,604,848	13,013,664	-47.11
SINGAPORE	8,253,472	6,174,796	-25.19	31,342,169	20,877,960	-33.39
PHILIPPINES	7,790,696	6,427,836	-17.49	24,785,220	20,431,376	-17.57
MALAYSIA	8,430,132	5,900,737	-30.00	30,773,444	16,002,285	-48.00
MYANMAR (FORM. BURMA)	67,197	22,491	-66.53	251,865	66,178	-73.72
BRUNEI DARUSSALAM	244,102	222,716	-8.76	1,068,271	783,648	-26.64
NEPAL	176,659	0	-100.00	651,890	0	-100.00
VIET NAM	896,142	1,833,865	104.64	4,429,141	4,045,340	-8.67
MALDIVES	11,142	6,100	-45.25	20,381	16,830	-17.42
INDIA	1,098,089	798,563	-27.28	4,634,336	2,271,259	-50.99
PAKISTAN	218,467	96,641	-55.76	1,097,819	353,407	-67.81
BANGLADESH	209,422	328,517	56.87	901,559	812,988	-9.82
SRI LANKA	80,791	61,732	-23.59	349,418	168,771	-51.70
IRAN (ISLAMIC REPUBLIC OF)	25,059	77,194	208.05	79,068	221,616	180.29
SAUDI ARABIA	3,899,376	132,166	-96.61	26,921,890	721,274	-97.32
KUWAIT	11,293	3,876	-65.68	14,560	9,066	-37.73
JORDAN	7,783	0	-100.00	52,278	0	-100.00
LEBANON	9,240	11,869	28.45	16,027	39,180	144.46
YEMEN	891,666	0	-100.00	2,836,487	0	-100.00
OMAN	850,905	95,400	-88.79	3,822,787	198,984	-94.79
TURKEY	96,323	46,460	-51.77	404,781	155,137	-61.67
UNITED ARAB EMIRATES	440,530	59,326	-86.53	2,333,282	304,546	-86.95
BAHRAIN	157	783	398.73	6,215	4,974	-19.97
CYPRUS	819	1,762	115.14	9,324	12,284	31.75
EGYPT	234,375	4,199	-98.21	1,187,865	6,391	-99.46
LIBYAN ARAB JAMAHIRIYA	0	5,788	-	0	9,486	-
MOROCCO	905	0	-100.00	4,853	0	-100.00
ALGERIA	4,459	0	-100.00	21,221	0	-100.00
ERITREA	19,509	0	-100.00	84,927	0	-100.00
ETHIOPIA	1,109,688	576,485	-48.05	3,750,000	1,511,083	-59.70
TANZANIA, UNITED REPUBLIC OF	0	16,404	-	0	40,106	-
MADAGASCAR	52,307	77,186	47.56	178,331	237,862	33.38
KENYA	1,800	0	-100.00	10,905	0	-100.00
REUNION	23,749	28,434	19.73	82,525	81,896	-0.76
MOZAMBIQUE	90,653	0	-100.00	417,965	0	-100.00
BOTSWANA	12	0	-100.00	41	0	-100.00
ANGOLA	0	112	-	0	1,385	-
NIGERIA	238,650	212,904	-10.79	775,083	526,088	-32.12
COTE D'IVOIRE	83,520	0	-100.00	413,280	0	-100.00
SENEGAL	5,874	9,873	68.08	36,713	56,853	54.86
BENIN	125	0	-100.00	68	0	-100.00
BURKINA FASO	0	21	-	0	185	-
SEYCHELLES	72	309	329.17	43	1,883	4,279.07
SAO TOME AND PRINCIPE	593	0	-100.00	500	0	-100.00
SOUTH AFRICA	148,939	103,210	-30.70	1,125,937	643,552	-42.84
ZAMBIA	1,056	630	-40.34	12,342	7,504	-39.20
MAURITIUS	471,835	536,364	13.68	1,741,917	1,604,516	-7.89
AUSTRALIA	6,304,133	4,353,947	-30.94	23,924,592	12,002,068	-49.83
NEW ZEALAND	1,648,061	637,541	-61.32	5,736,148	1,425,343	-75.15
GUAM	243	0	-100.00	1,620	0	-100.00
PALAU	19	0	-100.00	16	0	-100.00
NEW CALEDONIA	317,727	295,856	-6.88	1,144,415	960,605	-16.06
VANUATU	988	6,474	555.26	2,011	5,833	190.05
COOK ISLANDS	65	0	-100.00	188	0	-100.00
FIJI	69,547	212,506	205.56	213,217	280,829	31.71
KIRIBATI	148	0	-100.00	1,608	0	-100.00
TONGA	110	0	-100.00	589	0	-100.00
EAST TIMOR	192,281	510,951	165.73	192,407	497,902	158.78
UNITED STATES	22,330,881	8,276,876	-62.94	82,669,645	25,314,735	-69.38
CANADA	1,393,466	1,370,674	-1.64	5,720,032	3,268,683	-42.86
MEXICO	31,853	7,758	-75.64	191,435	64,585	-66.26
GUATEMALA	186	115	-38.17	912	499	-45.29
PANAMA	0	406	-	0	800	-
CHILE	22,389	0	-100.00	166,609	0	-100.00

TABEL 5. PERKEMBANGAN EKSPOR INDONESIA MENURUT KOMODITI DAN NEGARA TUJUAN

JENIS BARANG	BERAT BERSIH (KG)		PERUB	NILAI FOB (US \$)		PERUB
	JAN-SEP 2008	JAN-SEP 2009	%	JAN-SEP 2008	JAN-SEP 2009	%
	(1)	(2)	(3)	(4)	(5)	(6)
VENEZUELA	421	23	-94.54	128	34	-73.44
ARGENTINA	233	76	-67.38	758	92	-87.86
BRAZIL	168,422	318,438	89.07	994,845	1,216,281	22.26
COLOMBIA	0	60	-	0	174	-
URUGUAY	1,057	1	-99.91	518	3	-99.42
PERU	0	16,606	-	0	33,363	-
TRINIDAD AND TOBAGO	15	0	-100.00	1,100	0	-100.00
BAHAMAS	0	14	-	0	59	-
JAMAICA	0	308	-	0	367	-
PUERTO RICO	35,736	38,464	7.63	107,946	76,826	-28.83
DOMINICAN REPUBLIC	1,242	540	-56.52	14,403	1,775	-87.68
COSTA RICA	6,303	0	-100.00	29,150	0	-100.00
HAITI	136,852	0	-100.00	670,022	0	-100.00
ARUBA	0	24	-	0	55	-
FRENCH POLYNESIA	659	1,516	130.05	2,673	1,332	-50.17
NETHERLANDS ANTILLES	939	1,400	49.09	516	1,097	112.60
GUADELOUPE	210	152	-27.62	591	180	-69.54
UNITED KINGDOM	1,194,821	545,702	-54.33	6,950,840	2,661,515	-61.71
NETHERLANDS	108,372	153,216	41.38	821,509	1,146,126	39.51
FRANCE	238,713	258,765	8.40	1,855,695	1,907,660	2.80
GERMANY, FED. REP. OF	1,067,915	707,658	-33.73	2,610,058	1,922,887	-26.33
AUSTRIA	1,579	2,887	82.84	10,512	7,616	-27.55
BELGIUM	169,406	248,692	46.80	1,019,980	798,100	-21.75
SWITZERLAND	897	3,014	236.01	7,850	13,179	67.89
DENMARK	203,750	17,454	-91.43	688,203	25,163	-96.34
NORWAY	88,512	16,953	-80.85	285,227	92,774	-67.47
SWEDEN	100,651	7,585	-92.46	231,562	59,225	-74.42
FINLAND	0	4,272	-	0	28,053	-
ITALY	89,458	87,182	-2.54	474,352	354,535	-25.26
SPAIN	71,955	88,211	22.59	387,991	475,778	22.63
PORTUGAL	2,822	1,343	-52.41	16,271	1,860	-88.57
GREECE	16,302	12,760	-21.73	109,732	79,603	-27.46
DEMOCRATIC REPUBLIC OF THE C	9,343	0	-100.00	35,527	0	-100.00
HUNGARY	3,124	435	-86.08	17,518	3,150	-82.02
POLAND	17,311	7,043	-59.31	106,227	116,443	9.62
ROMANIA	4,573	0	-100.00	28,937	0	-100.00
BULGARIA	3,601	3,637	1.00	21,211	21,444	1.10
UKRAINE	19,732	6,208	-68.54	64,594	35,466	-45.09
CROATIA	1,663	4,355	161.88	10,667	31,711	197.28
MALTA	11	2,165	19,581.82	21	3,098	14,652.38
SLOVAKIA	0	20	-	0	202	-
SLOVENIA	8,812	775	-91.21	45,241	2,963	-93.45
CZECH REPUBLIC	1,091,760	4,888	-99.55	3,517,515	27,456	-99.22
RUSSIA FEDERATION	0	25,641	-	0	76,229	-
-NIKEL	83,546,638	18,860,355	-77.43	1,249,171,086	123,358,285	-90.12
JAPAN	76,095,624	18,367,652	-75.86	1,200,197,843	121,535,500	-89.87
HONG KONG	37	0	-100.00	673	0	-100.00
KOREA, REPUBLIC OF	57,742	383,910	564.87	191,341	1,134,404	492.87
CHINA	10,706	12,104	13.06	65,726	144,230	119.44
THAILAND	43	0	-100.00	432	0	-100.00
SINGAPORE	19,376	15,534	-19.83	36,364	67,055	84.40
MALAYSIA	42,019	423	-98.99	178,665	22,485	-87.41
VIET NAM	10,934	27,972	155.83	83,696	154,115	84.14
INDIA	4,382	8,660	97.63	19,729	25,146	27.46
EGYPT	0	32	-	0	168	-
EAST TIMOR	0	511	-	0	509	-
UNITED STATES	11	17,360	157,718.18	202	127,412	62,975.25
UNITED KINGDOM	11,605	20,679	78.19	92,187	130,284	41.33
NETHERLANDS	0	5,493	-	0	16,821	-
AUSTRIA	59	25	-57.63	68	156	129.41
SWITZERLAND	7,294,100	0	-100.00	48,304,160	0	-100.00
-BESI/BAJA	1,759,339,296	1,278,008,434	-27.36	2,491,004,172	1,472,751,943	-40.88
JAPAN	102,264,570	48,035,672	-53.03	176,951,902	114,780,390	-35.13
HONG KONG	3,305,817	5,013,865	51.67	6,984,186	7,561,552	8.27
KOREA, REPUBLIC OF	40,137,056	41,777,650	4.09	175,058,430	76,043,532	-56.56
TAIWAN	14,557,018	5,851,873	-59.80	33,882,534	9,414,391	-72.21
CHINA	90,088,711	171,836,992	90.74	56,089,829	79,739,559	42.16
MACAU	7,117	0	-100.00	42,591	0	-100.00
PAPUA NEW GUINEA	3,992,687	2,870,160	-28.11	5,440,849	5,200,890	-4.41
THAILAND	58,665,597	29,501,811	-49.71	95,718,930	48,508,625	-49.32
SINGAPORE	421,802,983	245,177,296	-41.87	492,739,348	267,150,240	-45.78
PHILIPPINES	26,921,553	19,572,736	-27.30	36,397,513	19,636,080	-46.05

TABEL 5. PERKEMBANGAN EKSPOR INDONESIA MENURUT KOMODITI DAN NEGARA TUJUAN

JENIS BARANG	BERAT BERSIH (KG)		PERUB	NILAI FOB (US \$)		PERUB
	JAN-SEP 2008	JAN-SEP 2009	%	JAN-SEP 2008	JAN-SEP 2009	%
	(1)	(2)	(3)	(4)	(5)	(6)
MALAYSIA	155,628,430	128,038,297	-17.73	177,824,751	106,730,722	-39.98
MYANMAR (FORM. BURMA)	1,606,946	6,327,989	293.79	2,699,833	4,940,000	82.97
CAMBODIA	5,843,750	13,653	-99.77	5,691,223	159,217	-97.20
BRUNEI DARUSSALAM	1,010,658	3,913,377	287.21	1,817,185	3,233,812	77.96
NEPAL	57	0	-100.00	315	0	-100.00
VIET NAM	107,718,373	121,486,901	12.78	113,282,380	80,003,784	-29.38
MALDIVES	75,496	43,345	-42.59	283,933	149,783	-47.25
INDIA	33,941,223	43,835,780	29.15	32,099,741	31,560,880	-1.68
PAKISTAN	5,454,063	17,030,299	212.25	6,159,604	14,032,914	127.82
BANGLADESH	3,894,256	7,093,101	82.14	4,764,884	4,626,593	-2.90
SRI LANKA	9,953,320	7,776,171	-21.87	9,689,096	4,311,151	-55.51
IRAQ	0	48,532	-	0	38,167	-
IRAN (ISLAMIC REPUBLIC OF)	54,737,550	45,606,749	-16.68	63,323,992	85,617,201	35.20
SAUDI ARABIA	7,252,746	16,835,368	132.12	14,899,238	18,953,284	27.21
ISRAEL	42,861	4,646	-89.16	140,777	90,766	-35.52
KUWAIT	9,097,656	9,665,951	6.25	13,412,911	8,964,063	-33.17
JORDAN	49,854	530,578	964.26	115,715	547,598	373.23
LEBANON	23,584	25,235	7.00	77,795	123,330	58.53
YEMEN	3,152,245	2,011,556	-36.19	7,508,096	3,363,054	-55.21
OMAN	2,793,283	6,832,403	144.60	13,857,451	10,633,356	-23.27
SYRIA ARAB REPUBLIC	3,757,534	4,496,961	19.68	6,868,238	11,144,732	62.26
TURKEY	2,204,581	1,318,741	-40.18	3,764,650	2,600,001	-30.94
UNITED ARAB EMIRATES	96,975,680	21,509,602	-77.82	103,579,495	17,619,064	-82.99
QATAR	3,116,910	9,798,446	214.36	9,694,338	15,243,000	57.24
BAHRAIN	5,466,073	24,896	-99.54	10,728,757	37,696	-99.65
CYPRUS	30,220	290,322	860.69	92,808	256,479	176.35
EGYPT	3,507,304	3,922,944	11.85	3,017,381	4,635,279	53.62
LIBYAN ARAB JAMAHIRIYA	0	189,163	-	0	926,836	-
MOROCCO	100	726	626.00	278	1,187	326.98
TUNISIA	2,040,887	194,015	-90.49	2,880,212	151,064	-94.76
ALGERIA	5,897,729	4,340,756	-26.40	22,538,658	11,301,043	-49.86
SUDAN	43,832	301,304	587.41	511,918	347,062	-32.20
NAMIBIA	690	322	-53.33	2,052	746	-63.65
ETHIOPIA	230,750	0	-100.00	302,283	0	-100.00
TANZANIA, UNITED REPUBLIC OF	225,267	103,796	-53.92	401,328	88,658	-77.91
MADAGASCAR	1,948,387	1,929,509	-0.97	2,267,606	1,490,276	-34.28
SOMALIA	721,237	991,890	37.53	908,700	692,831	-23.76
KENYA	170,957	425,221	148.73	311,027	333,478	7.22
REUNION	32,746	18,086	-44.77	61,582	27,641	-55.12
MOZAMBIQUE	732,548	89,615	-87.77	970,707	173,183	-82.16
GHANA	90,717	505,785	457.54	189,652	417,147	119.95
LIBERIA	0	49,310	-	0	31,010	-
ANGOLA	991,050	3,982,360	301.83	1,803,561	13,880,305	669.61
CONGO	0	492	-	0	1,102	-
CAMEROON	35,922	15,116	-57.92	69,829	36,410	-47.86
NIGERIA	334,561	563,888	68.55	739,143	2,006,607	171.48
GABON	15,428	694	-95.50	34,437	3,089	-91.03
COTE D'IVOIRE	53,221	267,693	402.98	64,248	1,839,119	2,762.53
SENEGAL	888	8,332	838.29	2,296	27,617	1,102.83
MAURITANIA	250,099	238,310	-4.71	750,803	988,489	31.66
BENIN	116,814	175,310	50.08	266,462	248,534	-6.73
BURKINA FASO	0	3,646	-	0	11,036	-
SEYCHELLES	553,810	13,687	-97.53	666,979	43,614	-93.46
UGANDA	0	3,614	-	0	11,991	-
NIGER	88	0	-100.00	250	0	-100.00
DJIBOUTI	1,912,292	128	-99.99	2,289,311	200	-99.99
SOUTH AFRICA	4,664,029	1,273,953	-72.69	9,672,539	3,099,313	-67.96
ZIMBABWE	5,074	0	-100.00	10,258	0	-100.00
ZAMBIA	139,326	0	-100.00	299,140	0	-100.00
MAURITIUS	6,392,354	3,743,180	-41.44	9,305,482	5,295,251	-43.10
RWANDA	35	0	-100.00	250	0	-100.00
VIRGIN ISLANDS (BRITISH)	85	2,579	2,934.12	521	1,015	94.82
AUSTRALIA	190,429,038	62,424,005	-67.22	197,912,827	77,877,278	-60.65
NEW ZEALAND	6,309,173	5,046,733	-20.01	8,313,605	4,765,998	-42.67
MICRONESIA, FEDERATED STATES	203	6,520	3,111.82	1,039	20,921	1,913.57
GUAM	17,981	1,188	-93.39	16,082	2,519	-84.34
PALAU	1,918	3	-99.84	3,261	60	-98.16
NEW CALEDONIA	59,129	57,298	-3.10	146,148	92,414	-36.77
SAINT VINCENT AND THE GRENAD	43	0	-100.00	43	0	-100.00
VANUATU	63,143	8,480	-86.57	137,365	21,003	-84.71
WALLIS AND FUTUNA ISLANDS	840	377	-55.12	1,824	939	-48.52
COOK ISLANDS	3,335	1,794	-46.21	22,279	6,727	-69.81
FIJI	56,772	178,413	214.26	122,609	346,396	182.52
SOLOMON ISLANDS	2,057,343	0	-100.00	1,737,730	0	-100.00

TABEL 5. PERKEMBANGAN EKSPOR INDONESIA MENURUT KOMODITI DAN NEGARA TUJUAN

JENIS BARANG	BERAT BERSIH (KG)		PERUB	NILAI FOB (US \$)		PERUB
	JAN-SEP 2008	JAN-SEP 2009	%	JAN-SEP 2008	JAN-SEP 2009	%
	(1)	(2)	(3)	(4)	(5)	(6)
TONGA	1,088	5	-99.54	1,471	10	-99.32
EAST TIMOR	4,915,135	9,687,351	97.09	6,077,138	10,329,224	69.97
UNITED STATES	62,901,944	42,591,810	-32.29	151,347,069	113,847,983	-24.78
CANADA	1,506,936	3,690,345	144.89	6,144,208	5,846,361	-4.85
MEXICO	865,089	5,029,822	481.42	2,288,244	13,136,323	474.08
GUATEMALA	158,905	61,663	-61.20	416,774	174,037	-58.24
HONDURAS	294	0	-100.00	239	0	-100.00
NICARAGUA	2,716	8	-99.71	4,903	17	-99.65
PANAMA	1,389	197,286	14,103.46	2,993	125,902	4,106.55
SURINAME	16,874	0	-100.00	37,286	0	-100.00
CHILE	389,284	209,014	-46.31	615,827	324,221	-47.35
VENEZUELA	5,049	700,300	13,770.07	101,118	2,154,030	2,030.21
ARGENTINA	109,180	88,772	-18.69	795,448	992,926	24.83
BRAZIL	2,582,332	215,779	-91.64	9,481,704	525,918	-94.45
COLOMBIA	186,691	646,012	246.03	607,021	4,248,533	599.90
BOLIVIA	0	117,458	-	0	49,767	-
URUGUAY	44,756	53,591	19.74	120,099	41,019	-65.85
PARAGUAY	0	20,333	-	0	35,590	-
ECUADOR	573,341	104,907	-81.70	1,264,615	193,064	-84.73
PERU	449,949	349,984	-22.22	995,107	627,800	-36.91
TRINIDAD AND TOBAGO	101,162	99,450	-1.69	106,279	294,288	176.90
BAHAMAS	35	0	-100.00	35	0	-100.00
JAMAICA	714	847	18.63	589	753	27.84
PUERTO RICO	405,514	138	-99.97	649,345	1,067	-99.84
BELIZE	26	0	-100.00	107	0	-100.00
DOMINICAN REPUBLIC	3,654	2,843	-22.19	16,420	3,461	-78.92
COSTA RICA	4,072	10,595	160.19	3,948	13,234	235.21
HAITI	0	802	-	0	568	-
BARBADOS	50,950	23,361	-54.15	61,340	17,540	-71.41
ANTIGUA AND BARBUDA	0	55	-	0	84	-
ANGUILLA	0	67	-	0	86	-
ARUBA	504	10	-98.02	4,796	25	-99.48
BERMUDA	2	514	25,600.00	60	2,109	3,415.00
CAYMAN ISLANDS	0	1,121	-	0	1,303	-
FRENCH GUIANA	5,045	5,067	0.44	15,075	15,571	3.29
FRENCH POLYNESIA	1,844,253	12,311	-99.33	1,541,884	16,959	-98.90
GRENADA	48	0	-100.00	235	0	-100.00
MARTINIQUE	4,971	1,596	-67.89	9,298	2,799	-69.90
NETHERLANDS ANTILLES	9,560	9,532	-0.29	11,503	15,611	35.71
SAINT LUCIA	0	94	-	0	788	-
TURKS AND CAICOS ISLANDS	128	1,933	1,410.16	212	6,245	2,845.75
GUADELOUPE	4,394	5,633	28.20	9,621	7,380	-23.29
SAINT KITTS AND NEVIS	3,391	685	-79.80	2,001	955	-52.27
UNITED KINGDOM	11,969,477	8,767,232	-26.75	10,709,093	10,218,117	-4.58
NETHERLANDS	60,657,641	48,916,105	-19.36	62,357,968	42,192,436	-32.34
FRANCE	386,490	343,504	-11.12	2,131,310	1,219,766	-42.77
GERMANY, FED. REP. OF	47,096,826	6,400,513	-86.41	45,062,432	10,802,032	-76.03
AUSTRIA	2,046	465,784	22,665.59	6,788	449,158	6,516.94
BELGIUM	2,799,961	2,528,839	-9.68	13,729,640	9,870,343	-28.11
SWITZERLAND	29,615,469	18,712,772	-36.81	185,398,244	44,800,693	-75.84
DENMARK	9,756,208	6,575,288	-32.60	7,326,847	3,174,760	-56.67
NORWAY	52,976	3,575	-93.25	196,968	20,787	-89.45
SWEDEN	510,358	97,760	-80.84	1,195,347	214,036	-82.09
FINLAND	20,107	34,017	69.18	220,115	151,787	-31.04
IRELAND	7,288	611,045	8,284.26	13,343	439,582	3,194.48
ITALY	3,161,506	2,421,179	-23.42	10,200,752	4,448,629	-56.39
SPAIN	5,421,416	814,186	-84.98	6,740,577	1,589,038	-76.43
PORTUGAL	532,719	62,078	-88.35	1,673,082	135,562	-91.90
ICELAND	119,937	4,769	-96.02	258,000	3,142	-98.78
GREECE	205,834	51,680	-74.89	514,799	191,379	-62.82
LIECHTENSTEIN	0	5	-	0	306	-
DEMOCRATIC REPUBLIC OF THE C	955	0	-100.00	3,636	0	-100.00
HUNGARY	5,053	7,671	51.81	6,972	22,576	223.81
POLAND	132,652	288,241	117.29	382,872	764,799	99.75
ROMANIA	1,217,295	62,589	-94.86	1,900,937	108,329	-94.30
BULGARIA	11,787	1,751	-85.14	56,825	1,358	-97.61
YUGOSLAVIA	2,236	528	-76.39	4,492	1,639	-63.51
ALBANIA	135	0	-100.00	203	0	-100.00
KAZAKHSTAN	3,072	564,186	18,265.43	4,432	2,363,491	53,227.87
TURKMENISTAN	21,952	0	-100.00	132,014	0	-100.00
UKRAINE	18,105	77,910	330.32	36,742	162,732	342.90
LITHUANIA	202,608	2,051	-98.99	536,003	6,092	-98.86
LATVIA	0	44	-	0	196	-
ESTONIA	575,259	198,347	-65.52	1,613,649	259,745	-83.90

TABEL 5. PERKEMBANGAN EKSPOR INDONESIA MENURUT KOMODITI DAN NEGARA TUJUAN

JENIS BARANG	BERAT BERSIH (KG)		PERUB	NILAI FOB (US \$)		PERUB
	JAN-SEP 2008	JAN-SEP 2009	%	JAN-SEP 2008	JAN-SEP 2009	%
	(1)	(2)	(3)	(4)	(5)	(6)
GEORGIA	99,556	0	-100.00	127,723	0	-100.00
CROATIA	11,177	5,518	-50.63	32,295	10,315	-68.06
BOSNIA AND HERZEGOVINA	170	0	-100.00	798	0	-100.00
MALTA	1,717	86	-94.99	4,684	413	-91.18
SLOVAKIA	393	46,587	11,754.20	2,456	75,391	2,969.67
SLOVENIA	5,810	20,755	257.23	21,722	104,728	382.13
CZECH REPUBLIC	3,739	317,893	8,402.09	11,577	815,448	6,943.69
REP. OF MACEDONIA	0	9,862	-	0	10,243	-
RUSSIA FEDERATION	1,882,388	375,801	-80.04	5,217,800	808,050	-84.51
-TEMBAGA	214,326,127	232,324,726	8.40	1,810,329,353	1,472,942,482	-18.64
JAPAN	2,839,239	8,132,926	186.45	150,845,358	362,673,826	140.43
HONG KONG	8,733,477	4,898,854	-43.91	62,349,877	21,872,156	-64.92
KOREA, REPUBLIC OF	5,062,417	6,313,143	24.71	162,025,291	110,422,504	-31.85
TAIWAN	13,156,220	8,901,988	-32.34	88,327,807	43,478,134	-50.78
CHINA	43,617,473	60,811,832	39.42	235,653,813	231,714,755	-1.67
PAPUA NEW GUINEA	56	0	-100.00	89	0	-100.00
THAILAND	46,724,286	39,037,956	-16.45	366,310,257	180,657,192	-50.68
SINGAPORE	15,864,391	18,931,517	19.33	165,469,676	79,646,372	-51.87
PHILIPPINES	11,672,400	6,716,739	-42.46	95,868,292	35,709,516	-62.75
MALAYSIA	54,214,569	66,479,534	22.62	414,099,486	348,829,579	-15.76
BRUNEI DARUSSALAM	670	14	-97.91	338	52	-84.62
LAO PEOPLE'S DEMOCRATIC REPL	0	247	-	0	9,582	-
NEPAL	0	64,476	-	0	310,752	-
VIET NAM	6,278,396	8,392,204	33.67	50,427,465	40,933,382	-18.83
MALDIVES	533	2,825	430.02	5,347	26,097	388.07
INDIA	583,208	910,369	56.10	4,724,361	4,424,006	-6.36
PAKISTAN	96,604	994,310	929.26	654,700	3,663,145	459.52
BANGLADESH	64,000	270,380	322.47	501,302	1,153,944	130.19
SRI LANKA	28	0	-100.00	134	0	-100.00
IRAN (ISLAMIC REPUBLIC OF)	610	0	-100.00	9,627	0	-100.00
SAUDI ARABIA	0	5,227	-	0	83,575	-
ISRAEL	55	0	-100.00	1,000	0	-100.00
KUWAIT	0	2,117	-	0	9,587	-
YEMEN	0	40,494	-	0	134,386	-
OMAN	0	413	-	0	3,342	-
TURKEY	6	0	-100.00	100	0	-100.00
UNITED ARAB EMIRATES	2,343	1,274	-45.63	12,586	9,070	-27.94
QATAR	3,021	0	-100.00	2,275	0	-100.00
BAHRAIN	0	59	-	0	656	-
MOROCCO	0	100	-	0	2,428	-
ALGERIA	0	255	-	0	2,772	-
SUDAN	0	18	-	0	550	-
ETHIOPIA	0	8,794	-	0	31,911	-
TANZANIA, UNITED REPUBLIC OF	0	978	-	0	2,399	-
MADAGASCAR	749,999	57,246	-92.37	540,000	32,802	-93.93
KENYA	5,984	0	-100.00	27,882	0	-100.00
ANGOLA	0	41	-	0	513	-
NIGERIA	0	22	-	0	930	-
SENEGAL	690	0	-100.00	6,880	0	-100.00
SEYCHELLES	59	1,182	1,903.39	128	960	650.00
SOUTH AFRICA	2,154	481	-77.67	8,725	456	-94.77
MAURITIUS	61	504	726.23	786	621	-20.99
VIRGIN ISLANDS (BRITISH)	959	733	-23.57	2,630	2,424	-7.83
AUSTRALIA	28,380	273,906	865.14	356,412	1,511,462	324.08
NEW ZEALAND	268,455	218,997	-18.42	252,662	118,656	-53.04
PALAU	0	1	-	0	19	-
NEW CALEDONIA	53	0	-100.00	150	0	-100.00
VANUATU	287	168	-41.46	521	186	-64.30
FIJI	2,372	2,137	-9.91	10,921	18,225	66.88
TONGA	37	0	-100.00	30	0	-100.00
TUVALU	0	437	-	0	655	-
EAST TIMOR	324,487	161	-99.95	247,204	153	-99.94
UNITED STATES	3,719,161	631,934	-83.01	9,719,328	3,844,568	-60.44
CANADA	69,522	51,319	-26.18	669,549	313,416	-53.19
MEXICO	0	416	-	0	700	-
PANAMA	0	199	-	0	393	-
CHILE	0	14	-	0	155	-
VENEZUELA	21	0	-100.00	177	0	-100.00
BRAZIL	13,803	45,030	226.23	174,493	503,491	188.55
BOLIVIA	281	0	-100.00	4,778	0	-100.00
PERU	13	0	-100.00	100	0	-100.00
PUERTO RICO	1	0	-100.00	3	0	-100.00
DOMINICAN REPUBLIC	249	0	-100.00	333	0	-100.00

TABEL 5. PERKEMBANGAN EKSPOR INDONESIA MENURUT KOMODITI DAN NEGARA TUJUAN

JENIS BARANG	BERAT BERSIH (KG)		PERUB	NILAI FOB (US \$)		PERUB
	JAN-SEP 2008	JAN-SEP 2009	%	JAN-SEP 2008	JAN-SEP 2009	%
	(1)	(2)	(3)	(4)	(5)	(6)
COSTA RICA	0	130	-	0	182	-
NETHERLANDS ANTILLES	252	0	-100.00	1,105	0	-100.00
GUADELOUPE	114	0	-100.00	150	0	-100.00
UNITED KINGDOM	24,389	11,310	-53.63	123,241	152,972	24.12
NETHERLANDS	10,006	21,962	119.49	73,484	153,593	109.02
FRANCE	4,217	2,370	-43.80	17,794	70,931	298.62
GERMANY, FED. REP. OF	4,694	40,972	772.86	27,922	113,832	307.68
AUSTRIA	1,574	304	-80.69	15,285	3,605	-76.41
BELGIUM	78,908	11,574	-85.33	586,974	191,351	-67.40
SWITZERLAND	101	16	-84.16	827	50	-93.95
DENMARK	1,923	559	-70.93	5,835	522	-91.05
NORWAY	0	1	-	0	1,374	-
SWEDEN	79,086	239	-99.70	70,570	703	-99.00
FINLAND	12	0	-100.00	34	0	-100.00
ITALY	7,821	4,274	-45.35	32,261	15,833	-50.92
SPAIN	5,408	20,263	274.69	14,366	42,599	196.53
PORTUGAL	0	43	-	0	1,224	-
GREECE	2,036	10	-99.51	6,412	116	-98.19
ROMANIA	1	0	-100.00	25	0	-100.00
BULGARIA	0	6,014	-	0	27,912	-
YUGOSLAVIA	533	0	-100.00	806	0	-100.00
CROATIA	6	0	-100.00	10	0	-100.00
SLOVAKIA	3,917	339	-91.35	39,306	3,505	-91.08
CZECH REPUBLIC	99	375	278.79	73	5,723	7,739.73
-SENG	2,786,036	3,207,236	15.12	6,084,600	3,697,154	-39.24
JAPAN	1,613,715	974,173	-39.63	2,865,912	1,104,185	-61.47
HONG KONG	42,458	0	-100.00	62,953	0	-100.00
TAIWAN	116,916	434,568	271.69	55,010	230,125	318.33
CHINA	160,753	195,892	21.86	183,016	150,539	-17.75
PAPUA NEW GUINEA	172	0	-100.00	165	0	-100.00
THAILAND	73,031	17,000	-76.72	74,344	10,665	-85.65
SINGAPORE	65,333	209,270	220.31	129,119	209,377	62.16
PHILIPPINES	68,837	48,089	-30.14	106,081	96,617	-8.92
MALAYSIA	40,043	40,000	-0.11	78,216	47,540	-39.22
VIET NAM	2,524	1,516	-39.94	16,440	3,991	-75.72
INDIA	68,075	19,000	-72.09	173,743	16,430	-90.54
PAKISTAN	54,015	0	-100.00	1,728,480	0	-100.00
LEBANON	0	855	-	0	4,685	-
EGYPT	0	3	-	0	5	-
TANZANIA, UNITED REPUBLIC OF	0	428	-	0	4,252	-
KENYA	8,000	0	-100.00	13,216	0	-100.00
GHANA	279	0	-100.00	833	0	-100.00
LIBERIA	0	560	-	0	6,080	-
ANGOLA	1,750	0	-100.00	1,500	0	-100.00
CAMEROON	1,339	0	-100.00	776	0	-100.00
NIGERIA	28,000	20,000	-28.57	32,270	20,000	-38.02
GAMBIA	0	251	-	0	235	-
AUSTRALIA	0	676	-	0	7,288	-
AMERICAN SAMOA	6,271	0	-100.00	9,093	0	-100.00
SAMOA	2,898	0	-100.00	8,126	0	-100.00
EAST TIMOR	399,277	1,241,095	210.84	454,978	1,781,436	291.54
UNITED STATES	18	3,313	18,305.56	100	3,135	3,035.00
GUATEMALA	0	135	-	0	188	-
UNITED KINGDOM	23	0	-100.00	132	0	-100.00
NETHERLANDS	914	409	-55.25	5,792	326	-94.37
FRANCE	1	0	-100.00	2	0	-100.00
GERMANY, FED. REP. OF	21	1	-95.24	91	19	-79.12
SWEDEN	17,096	0	-100.00	21,162	0	-100.00
ITALY	0	2	-	0	36	-
PORTUGAL	14,208	0	-100.00	60,500	0	-100.00
POLAND	69	0	-100.00	2,550	0	-100.00
-LOGAM TIDAK MULIA LAIN	194,327,773	167,391,631	-13.86	196,161,289	135,829,296	-30.76
JAPAN	5,146,903	3,726,563	-27.60	25,388,357	19,579,363	-22.88
HONG KONG	1,149,632	584,675	-49.14	3,643,698	2,044,090	-43.90
KOREA, REPUBLIC OF	69,540,113	291,572	-99.58	7,267,539	700,550	-90.36
TAIWAN	249,088	111,998	-55.04	654,710	353,994	-45.93
CHINA	1,252,313	133,933,618	10,594.90	3,059,554	9,387,557	206.83
MACAU	5,414	2	-99.96	44	2	-95.45
PAPUA NEW GUINEA	469,848	680,789	44.90	2,202,070	2,215,120	0.59
THAILAND	2,547,954	2,413,219	-5.29	17,075,575	15,538,298	-9.00
SINGAPORE	19,052,186	9,855,404	-48.27	33,892,716	23,454,092	-30.80
PHILIPPINES	2,512,656	1,192,435	-52.54	4,776,407	3,128,588	-34.50

TABEL 5. PERKEMBANGAN EKSPOR INDONESIA MENURUT KOMODITI DAN NEGARA TUJUAN

JENIS BARANG	BERAT BERSIH (KG)		PERUB	NILAI FOB (US \$)		PERUB
	JAN-SEP 2008	JAN-SEP 2009	%	JAN-SEP 2008	JAN-SEP 2009	%
	(1)	(2)	(3)	(4)	(5)	(6)
MALAYSIA	3,387,758	2,333,355	-31.12	13,637,868	8,515,761	-37.56
MYANMAR (FORM. BURMA)	575	0	-100.00	1,244	0	-100.00
CAMBODIA	24,003	10,892	-54.62	71,328	31,861	-55.33
BRUNEI DARUSSALAM	53,140	66,780	25.67	122,866	264,875	115.58
LAO PEOPLE'S DEMOCRATIC REPL	16,321	5,531	-66.11	88,119	28,072	-68.14
VIET NAM	2,368,440	1,587,535	-32.97	15,769,006	9,626,865	-38.95
MALDIVES	27,765	25,402	-8.51	107,343	66,826	-37.75
INDIA	70,106,547	403,925	-99.42	3,698,140	1,487,025	-59.79
PAKISTAN	173,861	137,198	-21.09	678,173	498,337	-26.52
BANGLADESH	1,768	17,012	862.22	4,836	28,301	485.22
SRI LANKA	77,004	109,568	42.29	386,384	212,010	-45.13
AFGHANISTAN	0	210	-	0	688	-
IRAQ	79,543	0	-100.00	194,237	0	-100.00
IRAN (ISLAMIC REPUBLIC OF)	524,737	111,288	-78.79	943,759	368,739	-60.93
SAUDI ARABIA	402,171	184,713	-54.07	836,268	253,394	-69.70
ISRAEL	60,784	16,288	-73.20	99,690	23,757	-76.17
KUWAIT	44,410	24,915	-43.90	125,022	46,008	-63.20
JORDAN	17,247	27,811	61.25	49,253	55,104	11.88
LEBANON	85,159	38,526	-54.76	402,537	195,993	-51.31
YEMEN	749	21,240	2,735.78	2,759	23,916	766.84
OMAN	8,438	64,401	663.23	25,384	81,474	220.97
SYRIA ARAB REPUBLIC	122,797	112,340	-8.52	139,616	128,280	-8.12
TURKEY	83,588	28,059	-66.43	570,855	258,908	-54.65
UNITED ARAB EMIRATES	1,863,408	751,117	-59.69	3,966,668	1,654,651	-58.29
QATAR	256,030	54,551	-78.69	466,810	121,514	-73.97
BAHRAIN	21,827	97,143	345.06	29,595	116,569	293.88
CYPRUS	65,642	13,024	-80.16	88,509	34,725	-60.77
EGYPT	79,435	21,716	-72.66	274,725	71,187	-74.09
LIBYAN ARAB JAMAHIRIYA	72,190	139,550	93.31	135,540	145,454	7.31
MOROCCO	16,431	142	-99.14	19,823	981	-95.05
TUNISIA	6,020	0	-100.00	9,969	0	-100.00
ALGERIA	288	1,140	295.83	8,065	12,329	52.87
SUDAN	8,056	1	-99.99	111,956	60	-99.95
NAMIBIA	2,152	0	-100.00	1,631	0	-100.00
ETHIOPIA	81,773	45	-99.94	87,364	300	-99.66
TANZANIA, UNITED REPUBLIC OF	44,567	13,612	-69.46	145,385	39,600	-72.76
MADAGASCAR	17,859	4,067	-77.23	36,741	1,733	-95.28
KENYA	142,968	208,808	46.05	445,991	921,297	106.57
REUNION	14,504	8,742	-39.73	15,095	9,726	-35.57
MOZAMBIQUE	275	8,402	2,955.27	560	78,124	13,850.71
BOTSWANA	44	6	-86.36	150	23	-84.67
GHANA	0	198	-	0	68,398	-
LIBERIA	20,747	3,425	-83.49	141,101	107,718	-23.66
GUINEA	0	81	-	0	76	-
ANGOLA	15,636	15,189	-2.86	56,285	41,731	-25.86
CONGO	0	177	-	0	1,258	-
NIGERIA	842,510	200,898	-76.15	2,376,268	285,372	-87.99
SIERRA LEONE	4,129	3,409	-17.44	21,501	17,890	-16.79
COTE D'IVOIRE	0	7,960	-	0	81,803	-
SENEGAL	0	270	-	0	250	-
BENIN	57,534	554	-99.04	42,080	560	-98.67
BURKINA FASO	23	10	-56.52	50	300	500.00
GAMBIA	0	25,898	-	0	68,445	-
U.S. VIRGIN ISLANDS	200	0	-100.00	520	0	-100.00
SEYCHELLES	27,463	4	-99.99	46,624	11	-99.98
UGANDA	40,573	0	-100.00	116,192	0	-100.00
CENTRAL AFRICAN REPUBLIC	250	0	-100.00	2,730	0	-100.00
SAO TOME AND PRINCIPE	7,277	0	-100.00	8,700	0	-100.00
SOUTH AFRICA	287,339	378,213	31.63	1,138,601	1,482,751	30.23
COMOROS	952	0	-100.00	3,646	0	-100.00
MAURITIUS	25,630	3,061	-88.06	56,014	14,134	-74.77
VIRGIN ISLANDS (BRITISH)	266	0	-100.00	418	0	-100.00
AUSTRALIA	1,641,031	1,334,014	-18.71	10,067,372	6,067,227	-39.73
NEW ZEALAND	124,490	62,448	-49.84	431,279	324,521	-24.75
GUAM	13,840	11,389	-17.71	23,580	20,926	-11.26
PALAU	8	7	-12.50	35	138	294.29
NEW CALEDONIA	104,317	99,550	-4.57	385,549	318,898	-17.29
SAINT VINCENT AND THE GRENAD	4,662	0	-100.00	44,100	0	-100.00
VANUATU	1,688	17,433	932.76	632	35,450	5,509.18
AMERICAN SAMOA	0	146	-	0	90	-
COOK ISLANDS	0	66	-	0	98	-
FIJI	22,048	18,703	-15.17	159,547	95,997	-39.83
SAMOA	1,989	875	-56.01	9,989	3,724	-62.72
SOLOMON ISLANDS	0	8	-	0	54	-

TABEL 5. PERKEMBANGAN EKSPOR INDONESIA MENURUT KOMODITI DAN NEGARA TUJUAN

JENIS BARANG	BERAT BERSIH (KG)		PERUB	NILAI FOB (US \$)		PERUB
	JAN-SEP 2008	JAN-SEP 2009	%	JAN-SEP 2008	JAN-SEP 2009	%
	(1)	(2)	(3)	(4)	(5)	(6)
TONGA	1,444	0	-100.00	1,114	0	-100.00
EAST TIMOR	504,752	968,583	91.89	412,583	803,530	94.76
UNITED STATES	1,686,606	1,011,043	-40.05	14,088,809	8,225,333	-41.62
CANADA	221,407	120,165	-45.73	2,622,477	577,614	-77.97
MEXICO	15,900	10,427	-34.42	92,931	37,029	-60.15
GUATEMALA	42	329	683.33	71	656	823.94
HONDURAS	0	96	-	0	336	-
PANAMA	18,260	46,240	153.23	93,781	417,239	344.91
SURINAME	242	9,576	3,857.02	1,700	15,625	819.12
CHILE	11,343	6,600	-41.81	99,715	87,698	-12.05
VENEZUELA	5,108	3,674	-28.07	21,772	9,388	-56.88
ARGENTINA	44,878	46,546	3.72	641,192	974,884	52.04
BRAZIL	91,668	89,740	-2.10	1,002,512	1,350,420	34.70
COLOMBIA	1,756	4,018	128.82	17,861	20,787	16.38
BOLIVIA	42	0	-100.00	450	0	-100.00
URUGUAY	3,810	867	-77.24	45,162	2,300	-94.91
ECUADOR	184	313	70.11	2,528	4,980	96.99
PERU	100	847	747.00	303	1,405	363.70
TRINIDAD AND TOBAGO	5,906	17,936	203.69	15,807	41,733	164.02
BAHAMAS	1,901	0	-100.00	4,968	0	-100.00
JAMAICA	19,196	460	-97.60	38,351	2,709	-92.94
PUERTO RICO	2,464	372	-84.90	7,401	1,638	-77.87
BELIZE	252	3	-98.81	1,028	9	-99.12
DOMINICAN REPUBLIC	2,123	3,766	77.39	6,399	17,481	173.18
COSTA RICA	5,983	651	-89.12	12,423	935	-92.47
BARBADOS	21,319	10,205	-52.13	49,446	26,220	-46.97
ANTIGUA AND BARBUDA	1,018	103	-89.88	3,380	290	-91.42
ANGUILLA	0	359	-	0	1,278	-
ARUBA	1,238	892	-27.95	2,141	832	-61.14
BERMUDA	484	806	66.53	2,937	4,965	69.05
CAYMAN ISLANDS	290	0	-100.00	445	0	-100.00
DOMINICA	181	0	-100.00	494	0	-100.00
FRENCH GUIANA	3,496	894	-74.43	6,675	1,003	-84.97
FRENCH POLYNESIA	23,238	17,184	-26.05	36,049	32,609	-9.54
GRENADA	2,936	0	-100.00	6,145	0	-100.00
MARTINIQUE	4,961	972	-80.41	7,228	1,454	-79.88
NETHERLANDS ANTILLES	4,919	859	-82.54	25,302	3,026	-88.04
SAINT LUCIA	13,465	7,963	-40.86	30,400	24,924	-18.01
TURKS AND CAICOS ISLANDS	22	0	-100.00	42	0	-100.00
GUADELOUPE	996	1,388	39.36	1,857	1,122	-39.58
UNITED KINGDOM	1,388,192	347,144	-74.99	4,045,417	1,396,190	-65.49
NETHERLANDS	301,351	175,984	-41.60	1,934,366	1,664,092	-13.97
FRANCE	255,894	237,430	-7.22	720,792	578,934	-19.68
GERMANY, FED. REP. OF	2,145,332	1,534,348	-28.48	7,571,942	4,367,830	-42.32
AUSTRIA	17,341	8,149	-53.01	198,511	25,742	-87.03
BELGIUM	239,324	86,960	-63.66	521,869	146,170	-71.99
SWITZERLAND	39,318	22,889	-41.78	525,837	350,932	-33.26
LUXEMBOURG	2,100	96	-95.43	6,216	463	-92.55
DENMARK	68,358	86,829	27.02	297,402	302,501	1.71
NORWAY	7,454	1,407	-81.12	36,142	41,393	14.53
SWEDEN	155,390	74,502	-52.05	658,643	1,136,738	72.59
FINLAND	3,093	2,883	-6.79	25,819	53,205	106.07
IRELAND	195,238	27,478	-85.93	429,908	68,068	-84.17
ITALY	723,306	403,173	-44.26	1,253,422	961,726	-23.27
SPAIN	406,152	259,137	-36.20	1,065,038	706,064	-33.71
PORTUGAL	23,162	5,568	-75.96	27,091	5,157	-80.96
GREECE	47,920	10,837	-77.39	115,651	64,722	-44.04
LIECHTENSTEIN	0	45	-	0	2,900	-
DEMOCRATIC REPUBLIC OF THE C	57	0	-100.00	14,706	0	-100.00
HUNGARY	6,651	1,377	-79.30	21,896	4,494	-79.48
POLAND	6,767	7,046	4.12	181,926	38,914	-78.61
ROMANIA	1,109	124	-88.82	2,829	7,180	153.80
BULGARIA	4,653	5,991	28.76	24,459	23,313	-4.69
YUGOSLAVIA	0	265	-	0	512	-
ALBANIA	0	500	-	0	477	-
AZERBAIJAN	3	0	-100.00	919	0	-100.00
KAZAKHSTAN	976	0	-100.00	55,712	0	-100.00
UKRAINE	2,395	4,612	92.57	14,572	52,371	259.39
LITHUANIA	425	115	-72.94	875	1,925	120.00
LATVIA	385	652	69.35	822	1,787	117.40
ESTONIA	16,240	39,456	142.96	22,283	73,131	228.19
CROATIA	5,821	11,423	96.24	26,478	35,042	32.34
MALTA	3,626	2,345	-35.33	3,661	2,582	-29.47
SLOVAKIA	2	92	4,500.00	10	2,290	22,800.00

TABEL 5. PERKEMBANGAN EKSPOR INDONESIA MENURUT KOMODITI DAN NEGARA TUJUAN

JENIS BARANG	BERAT BERSIH (KG)		PERUB	NILAI FOB (US \$)		PERUB
	JAN-SEP 2008	JAN-SEP 2009	%	JAN-SEP 2008	JAN-SEP 2009	%
	(1)	(2)	(3)	(4)	(5)	(6)
SLOVENIA	570	3,203	461.93	609	6,920	1,036.29
CZECH REPUBLIC	3,069	1,112	-63.77	22,006	1,582	-92.81
SOUTH GEORGIA AND THE SOUTH RUSSIA FEDERATION	141	0	-100.00	121	0	-100.00
	1,045	21,266	1,935.02	36,713	168,556	359.12
-PAKAIAN JADI	324,009,938	296,694,768	-8.43	4,686,630,880	4,338,043,896	-7.44
JAPAN	7,440,551	7,736,305	3.97	96,996,375	109,967,025	13.37
HONG KONG	494,641	597,665	20.83	9,062,097	12,170,621	34.30
KOREA, DEMOCRATIC PEOPLE'S R	182	908	398.90	4,275	11,397	166.60
KOREA, REPUBLIC OF	1,182,507	2,657,323	124.72	19,330,615	31,187,172	61.34
TAIWAN	256,610	225,498	-12.12	4,800,703	3,956,614	-17.58
CHINA	748,502	699,573	-6.54	17,219,382	14,910,390	-13.41
MONGOLIA	220	71	-67.73	6,969	2,658	-61.86
MACAU	61	165	170.49	1,257	1,488	18.38
PAPUA NEW GUINEA	412,651	196,146	-52.47	1,651,489	705,583	-57.28
THAILAND	1,014,552	877,964	-13.46	9,704,343	8,701,891	-10.33
SINGAPORE	3,567,226	2,899,919	-18.71	35,143,556	30,750,047	-12.50
PHILIPPINES	487,142	513,933	5.50	3,917,127	5,406,349	38.02
MALAYSIA	8,073,443	8,973,358	11.15	50,686,114	66,746,974	31.69
MYANMAR (FORM. BURMA)	14,530	9,437	-35.05	214,593	127,024	-40.81
CAMBODIA	8,746	1,048	-88.02	40,869	4,747	-88.38
BRUNEI DARUSSALAM	201,837	130,923	-35.13	1,772,150	1,148,378	-35.20
LAO PEOPLE'S DEMOCRATIC REPL	53,269	30,928	-41.94	325,113	122,888	-62.20
NEPAL	67,197	87,491	30.20	628,400	796,787	26.80
VIET NAM	316,183	258,769	-18.16	2,108,574	2,381,033	12.92
MALDIVES	55,314	31,838	-42.44	249,781	229,679	-8.05
INDIA	230,916	192,327	-16.71	2,734,467	2,282,979	-16.51
PAKISTAN	322,237	431,260	33.83	3,125,813	3,179,359	1.71
BANGLADESH	10,690	40,333	277.30	50,707	238,515	370.38
SRI LANKA	1,133,209	1,039,469	-8.27	5,811,301	5,205,450	-10.43
AFGHANISTAN	417	0	-100.00	16,016	0	-100.00
IRAQ	0	47,552	-	0	490,609	-
IRAN (ISLAMIC REPUBLIC OF)	162,501	248,967	53.21	1,161,264	1,281,604	10.36
SAUDI ARABIA	5,542,612	5,870,776	5.92	53,030,402	54,625,404	3.01
ISRAEL	24,042	95,536	297.37	630,709	896,660	42.17
KUWAIT	406,368	481,049	18.38	3,872,441	4,553,282	17.58
JORDAN	15,024	75,745	404.16	86,935	514,278	491.57
LEBANON	28,360	23,852	-15.90	510,206	496,550	-2.68
YEMEN	597,092	593,722	-0.56	5,600,373	4,049,250	-27.70
OMAN	14,697	8,018	-45.44	138,410	82,092	-40.69
SYRIA ARAB REPUBLIC	0	22,644	-	0	287,400	-
TURKEY	489,293	318,774	-34.85	10,511,614	7,615,729	-27.55
UNITED ARAB EMIRATES	9,669,488	7,405,500	-23.41	109,412,670	95,207,740	-12.98
QATAR	17,660	3,311	-81.25	279,715	107,411	-61.60
BAHRAIN	86,401	72,717	-15.84	510,008	446,126	-12.53
CYPRUS	20,275	29,142	43.73	345,653	460,555	33.24
EGYPT	987,777	917,703	-7.09	12,345,874	11,008,817	-10.83
LIBYAN ARAB JAMAHIRIYA	231,632	299,530	29.31	898,808	1,545,152	71.91
MOROCCO	6,211	3,704	-40.36	95,578	87,366	-8.59
TUNISIA	3,339	7,232	116.59	19,881	35,625	79.19
ALGERIA	118,991	137,380	15.45	1,394,311	1,204,508	-13.61
SUDAN	1,362,900	2,080,039	52.62	14,975,389	17,208,420	14.91
ERITREA	345	580	68.12	21,652	30,565	41.16
NAMIBIA	11,644	95	-99.18	27,687	260	-99.06
ETHIOPIA	95,974	55,848	-41.81	1,020,361	578,880	-43.27
TANZANIA, UNITED REPUBLIC OF	1,886,329	1,130,697	-40.06	1,101,675	623,211	-43.43
MADAGASCAR	128,131	72,479	-43.43	84,598	34,515	-59.20
SOMALIA	40,463	52,641	30.10	154,025	349,214	126.73
KENYA	636,274	580,487	-8.77	1,175,275	1,772,058	50.78
REUNION	30,101	43,653	45.02	179,190	254,265	41.90
MOZAMBIQUE	262,899	282,653	7.51	636,075	500,882	-21.25
EQUATORIAL GUINEA	28,471	0	-100.00	52,801	0	-100.00
TOGO	7,843,284	4,686,467	-40.25	12,735,899	12,257,453	-3.76
GHANA	152,445	214,114	40.45	352,511	417,312	18.38
LIBERIA	153,008	58,623	-61.69	197,915	265,680	34.24
GUINEA	1,082,641	952,565	-12.01	1,261,912	2,538,268	101.14
ANGOLA	1,023,678	662,058	-35.33	52,957	38,795	-26.74
CONGO	342,471	277,289	-19.03	430,476	407,482	-5.34
CAMEROON	432,000	290,388	-32.78	658,736	1,310,053	98.87
NIGERIA	199,772	436,172	118.33	611,122	1,245,943	103.88
SIERRA LEONE	9,471	12,317	30.05	184,048	156,127	-15.17
GABON	102,457	73,438	-28.32	471,938	36,735	-92.22
COTE D'IVOIRE	231,544	485,277	109.58	761,525	375,572	-50.68
SENEGAL	1,803,820	1,125,799	-37.59	1,717,670	1,028,725	-40.11

TABEL 5. PERKEMBANGAN EKSPOR INDONESIA MENURUT KOMODITI DAN NEGARA TUJUAN

JENIS BARANG	BERAT BERSIH (KG)		PERUB	NILAI FOB (US \$)		PERUB
	JAN-SEP 2008	JAN-SEP 2009	%	JAN-SEP 2008	JAN-SEP 2009	%
	(1)	(2)	(3)	(4)	(5)	(6)
MAURITANIA	99,541	78,892	-20.74	528,790	353,850	-33.08
MALI	0	12,000	-	0	18,832	-
BENIN	1,962,016	1,248,583	-36.36	9,550,480	4,705,323	-50.73
GAMBIA	232,049	179,495	-22.65	261,960	819,290	212.75
U.S. VIRGIN ISLANDS	231	312	35.06	2,462	11,713	375.75
SEYCHELLES	10,850	7,829	-27.84	56,687	33,893	-40.21
UGANDA	94,204	163,879	73.96	405,282	366,591	-9.55
NIGER	45,994	345,491	651.17	50,354	2,733,900	5,329.36
DJIBOUTI	123,677	26,399	-78.65	553,784	89,615	-83.82
SAINT HELENA	0	400	-	0	4,864	-
SAO TOME AND PRINCIPE	6,953	8,645	24.33	5,860	3,430	-41.47
SWAZILAND	0	4	-	0	86	-
SOUTH AFRICA	841,447	1,122,619	33.42	10,497,031	12,487,372	18.96
ZIMBABWE	2,536	0	-100.00	10,229	0	-100.00
MALAWI	22,632	57,366	153.47	17,525	52,226	198.01
COMOROS	2,526	2,984	18.13	9,528	12,498	31.17
MAURITIUS	120,721	97,623	-19.13	826,206	614,502	-25.62
VIRGIN ISLANDS (BRITISH)	386	1,987	414.77	644	7,029	991.46
AUSTRALIA	1,745,063	1,560,331	-10.59	32,400,174	29,910,835	-7.68
NEW ZEALAND	206,205	151,075	-26.74	3,434,847	2,574,966	-25.03
MICRONESIA, FEDERATED STATES	2,012	0	-100.00	10,262	0	-100.00
GUAM	3,487	4,137	18.64	22,980	24,932	8.49
PALAU	802	322	-59.85	6,072	6,371	4.92
NEW CALEDONIA	87,775	40,844	-53.47	715,032	399,563	-44.12
NIUE	0	87	-	0	6,027	-
NORTHERN MARIANA ISLANDS	108	257	137.96	729	6,257	758.30
SAINT VINCENT AND THE GRENAD	3	77	2,466.67	8	89	1,012.50
VANUATU	18,789	17,070	-9.15	27,670	22,490	-18.72
WALLIS AND FUTUNA ISLANDS	12,407	3,738	-69.87	18,994	7,066	-62.80
AMERICAN SAMOA	6,275	9,650	53.78	47,097	99,434	111.13
COOK ISLANDS	3,407	2,517	-26.12	55,626	52,597	-5.45
FIJI	71,506	68,127	-4.73	590,589	522,103	-11.60
SAMOA	591	59	-90.02	10,484	288	-97.25
SOLOMON ISLANDS	5,445	0	-100.00	29,427	0	-100.00
TONGA	0	20,180	-	0	50,535	-
TUVALU	5,009	779	-84.45	12,602	2,050	-83.73
UNITED STATES MINOR OUTLYING	0	5,636	-	0	37,688	-
EAST TIMOR	152,304	628,419	312.61	151,921	352,001	131.70
UNITED STATES	178,298,358	164,293,488	-7.85	2,773,329,789	2,490,250,211	-10.21
CANADA	4,774,620	4,603,689	-3.58	96,447,543	87,865,904	-8.90
MEXICO	3,041,522	1,803,696	-40.70	39,490,332	28,561,189	-27.68
GUATEMALA	43,356	5,747	-86.74	211,282	38,145	-81.95
HONDURAS	335	2,147	540.90	4,411	109,477	2,381.91
NICARAGUA	18,293	0	-100.00	40,352	0	-100.00
PANAMA	1,152,570	930,009	-19.31	12,822,326	11,602,399	-9.51
SURINAME	31,798	39,147	23.11	119,163	147,145	23.48
CHILE	264,325	248,590	-5.95	3,963,557	4,215,146	6.35
VENEZUELA	36,806	48,631	32.13	364,326	315,318	-13.45
ARGENTINA	225,258	224,520	-0.33	4,347,772	5,141,560	18.26
BRAZIL	1,108,448	1,136,675	2.55	7,319,480	8,143,007	11.25
COLOMBIA	13,810	11,795	-14.59	377,872	183,334	-51.48
BOLIVIA	410	321	-21.71	12,685	14,664	15.60
URUGUAY	39,945	31,511	-21.11	753,091	627,022	-16.74
PARAGUAY	1,559	5,386	245.48	25,869	134,067	418.25
ECUADOR	14,670	8,345	-43.12	251,218	162,909	-35.15
PERU	16,199	15,496	-4.34	364,504	267,257	-26.68
GUYANA	21,524	3,008	-86.02	39,531	3,195	-91.92
TRINIDAD AND TOBAGO	9,878	2,028	-79.47	68,762	8,404	-87.78
BAHAMAS	5,028	3,201	-36.34	26,629	10,524	-60.48
JAMAICA	6,390	382	-94.02	41,908	5,844	-86.06
PUERTO RICO	195,147	261,790	34.15	2,337,676	2,447,398	4.69
BELIZE	29,535	20,434	-30.81	273,010	89,902	-67.07
DOMINICAN REPUBLIC	8,448	6,315	-25.25	86,647	96,951	11.89
EL SALVADOR	9,269	107	-98.85	45,828	1,914	-95.82
COSTA RICA	26,005	11,575	-55.49	214,549	147,665	-31.17
HAITI	0	40	-	0	78	-
BARBADOS	173	491	183.82	11,133	16,871	51.54
ANTIGUA AND BARBUDA	342	442	29.24	3,895	3,722	-4.44
ARUBA	1,309	3,329	154.32	35,858	28,141	-21.52
BERMUDA	3,295	7,062	114.32	28,211	22,440	-20.46
CAYMAN ISLANDS	346	299	-13.58	4,214	493	-88.30
DOMINICA	4,737	0	-100.00	19,866	0	-100.00
FRENCH GUIANA	4,030	293	-92.73	24,544	20,774	-15.36
FRENCH POLYNESIA	79,309	36,997	-53.35	326,801	365,336	11.79

TABEL 5. PERKEMBANGAN EKSPOR INDONESIA MENURUT KOMODITI DAN NEGARA TUJUAN

JENIS BARANG	BERAT BERSIH (KG)		PERUB	NILAI FOB (US \$)		PERUB
	JAN-SEP 2008	JAN-SEP 2009	%	JAN-SEP 2008	JAN-SEP 2009	%
(1)	(2)	(3)	(4)	(5)	(6)	(7)
GREENLAND	46	0	-100.00	1,198	0	-100.00
GRENADA	945	0	-100.00	2,979	0	-100.00
MARTINIQUE	14,333	15,560	8.56	64,190	74,371	15.86
NETHERLANDS ANTILLES	260,807	234,062	-10.25	2,536,715	2,127,376	-16.14
SAINT LUCIA	1,382	2,710	96.09	10,265	18,595	81.15
SAN MARINO	0	976	-	0	20,865	-
TURKS AND CAICOS ISLANDS	142	908	539.44	305	640	109.84
GUADELOUPE	11,044	17,873	61.83	48,062	100,288	108.66
SAINT KITTS AND NEVIS	2,247	4,244	88.87	19,036	39,238	106.13
UNITED KINGDOM	15,497,618	14,078,367	-9.16	257,026,626	251,750,646	-2.05
NETHERLANDS	5,476,177	5,493,218	0.31	100,368,988	101,450,430	1.08
FRANCE	4,761,032	4,640,186	-2.54	85,953,213	79,846,708	-7.10
GERMANY, FED. REP. OF	21,621,691	19,208,660	-11.16	392,807,468	364,390,090	-7.23
AUSTRIA	312,302	245,146	-21.50	6,757,044	6,510,190	-3.65
BELGIUM	6,291,980	4,703,509	-25.25	126,303,486	105,566,286	-16.42
SWITZERLAND	606,164	521,261	-14.01	10,314,663	9,825,594	-4.74
LUXEMBOURG	1,145	471	-58.86	10,710	7,040	-34.27
GIBRALTAR	0	21	-	0	321	-
MONACO	158	229	44.94	4,063	7,297	79.60
DENMARK	302,878	191,975	-36.62	5,078,459	3,111,387	-38.73
NORWAY	283,201	280,318	-1.02	5,335,331	6,407,615	20.10
SWEDEN	703,910	525,667	-25.32	9,545,469	9,178,178	-3.85
FINLAND	56,312	34,956	-37.92	879,993	434,188	-50.66
IRELAND	525,796	609,304	15.88	8,255,457	8,940,342	8.30
ITALY	2,953,202	2,336,852	-20.87	63,201,820	57,567,275	-8.92
SPAIN	3,690,347	3,675,770	-0.40	49,494,877	54,641,114	10.40
PORTUGAL	58,886	112,570	91.17	660,795	1,510,613	128.61
ICELAND	12	0	-100.00	768	0	-100.00
GREECE	165,811	134,088	-19.13	3,143,432	2,882,103	-8.31
ANDORRA	377	2,922	675.07	4,573	55,600	1,115.83
DEMOCRATIC REPUBLIC OF THE C	192,059	86,136	-55.15	955,532	212,144	-77.80
HUNGARY	21,236	20,743	-2.32	381,594	401,616	5.25
POLAND	257,364	225,678	-12.31	3,686,221	3,684,083	-0.06
ROMANIA	28,677	24,059	-16.10	506,617	432,315	-14.67
BULGARIA	6,713	5,231	-22.08	86,923	143,891	65.54
YUGOSLAVIA	14,516	15,040	3.61	272,345	305,203	12.06
ALBANIA	202	3	-98.51	308	62	-79.87
ARMENIA	0	546	-	0	7,428	-
AZERBAIJAN	0	2,249	-	0	42,263	-
KAZAKHSTAN	18,406	22,608	22.83	620,167	605,282	-2.40
UKRAINE	889,824	433,708	-51.26	13,051,831	8,376,513	-35.82
LITHUANIA	7,040	72	-98.98	39,235	216	-99.45
LATVIA	29,608	10,135	-65.77	409,341	132,192	-67.71
ESTONIA	65,011	24,387	-62.49	689,970	316,485	-54.13
GEORGIA	47	0	-100.00	1,050	0	-100.00
CROATIA	32,425	23,606	-27.20	331,427	238,575	-28.02
BOSNIA AND HERZEGOVINA	0	978	-	0	15,952	-
MALTA	55,927	9,672	-82.71	420,387	84,399	-79.92
SLOVAKIA	62,747	147,926	135.75	1,013,614	2,221,160	119.13
SLOVENIA	11,361	13,682	20.43	210,564	400,214	90.07
CZECH REPUBLIC	130,002	110,891	-14.70	3,656,861	3,277,690	-10.37
RUSSIA FEDERATION	838,112	941,612	12.35	23,008,563	26,581,490	15.53
-KAIN TENUN	208,022,152	158,627,631	-23.74	1,124,209,525	854,857,227	-23.96
JAPAN	23,877,688	20,644,312	-13.54	105,618,224	83,555,706	-20.89
HONG KONG	2,415,578	2,573,774	6.55	17,836,813	16,707,886	-6.33
KOREA, DEMOCRATIC PEOPLE'S R	40,497	0	-100.00	105,939	0	-100.00
KOREA, REPUBLIC OF	4,195,659	4,475,162	6.66	15,793,155	14,941,871	-5.39
TAIWAN	4,056,855	4,807,074	18.49	19,820,473	21,694,975	9.46
CHINA	8,071,795	4,042,767	-49.91	32,368,453	23,876,848	-26.23
MACAU	128,575	74,525	-42.04	767,331	422,856	-44.89
PAPUA NEW GUINEA	223,745	300,594	34.35	1,329,117	1,891,801	42.34
THAILAND	5,848,683	4,985,422	-14.76	31,819,874	40,781,357	28.16
SINGAPORE	4,111,536	2,426,934	-40.97	39,232,597	20,713,875	-47.20
PHILIPPINES	2,691,580	2,555,779	-5.05	15,513,434	10,375,917	-33.12
MALAYSIA	15,212,979	12,277,611	-19.30	64,060,386	49,847,703	-22.19
MYANMAR (FORM. BURMA)	648,052	679,060	4.78	4,702,679	4,776,531	1.57
CAMBODIA	1,693,807	506,188	-70.12	7,906,081	2,886,003	-63.50
BRUNEI DARUSSALAM	101,265	102,396	1.12	710,791	705,326	-0.77
LAO PEOPLE'S DEMOCRATIC REPL	291,910	210,839	-27.77	1,389,329	853,254	-38.59
NEPAL	2,322	22,026	848.58	14,629	109,497	648.49
VIET NAM	3,775,654	4,295,502	13.77	21,550,435	22,138,796	2.73
MALDIVES	103,712	31,809	-69.33	163,572	144,607	-11.59
INDIA	2,052,805	897,940	-56.26	12,357,635	5,867,067	-52.52

TABEL 5. PERKEMBANGAN EKSPOR INDONESIA MENURUT KOMODITI DAN NEGARA TUJUAN

JENIS BARANG	BERAT BERSIH (KG)		PERUB	NILAI FOB (US \$)		PERUB
	JAN-SEP 2008	JAN-SEP 2009	%	JAN-SEP 2008	JAN-SEP 2009	%
	(1)	(2)	(3)	(4)	(5)	(6)
PAKISTAN	223,174	411,042	84.18	1,182,737	2,251,382	90.35
BANGLADESH	4,070,456	4,137,066	1.64	19,114,934	19,455,091	1.78
SRI LANKA	3,482,268	2,969,827	-14.72	29,364,669	19,700,977	-32.91
AFGHANISTAN	48,380	266,990	451.86	384,479	1,813,324	371.63
IRAQ	34,253	2,907	-91.51	194,431	14,915	-92.33
IRAN (ISLAMIC REPUBLIC OF)	573,963	524,597	-8.60	3,837,114	3,609,387	-5.93
SAUDI ARABIA	9,853,299	10,685,512	8.45	69,192,061	75,644,836	9.33
ISRAEL	26,720	91,948	244.12	97,369	244,768	151.38
KUWAIT	649,638	716,600	10.31	5,302,030	5,314,501	0.24
JORDAN	841,394	648,934	-22.87	4,947,815	4,183,309	-15.45
LEBANON	260,691	227,761	-12.63	1,529,256	1,329,115	-13.09
YEMEN	674,918	603,332	-10.61	3,827,943	3,212,480	-16.08
OMAN	571,819	375,500	-34.33	3,380,477	2,380,872	-29.57
SYRIA ARAB REPUBLIC	1,308,853	1,280,252	-2.19	8,426,759	7,977,547	-5.33
TURKEY	22,798,345	15,789,584	-30.74	112,827,733	73,726,718	-34.66
UNITED ARAB EMIRATES	19,102,696	14,813,054	-22.46	136,183,323	115,006,581	-15.55
QATAR	78,343	90,998	16.15	569,767	667,327	17.12
BAHRAIN	62,584	66,888	6.88	519,237	498,535	-3.99
CYPRUS	82,272	75,542	-8.18	589,621	503,553	-14.60
EGYPT	1,132,824	1,279,047	12.91	7,601,836	7,822,001	2.90
LIBYAN ARAB JAMAHIRIYA	362,245	340,562	-5.99	2,231,558	2,161,838	-3.12
MOROCCO	704,152	521,923	-25.88	4,184,134	2,874,691	-31.30
TUNISIA	57,383	32,614	-43.16	281,958	140,233	-50.26
ALGERIA	245,975	30,005	-87.80	657,019	27,009	-95.89
SUDAN	360,839	335,161	-7.12	2,249,958	1,890,516	-15.98
LESOTHO	1,348,252	419,324	-68.90	4,219,043	1,304,678	-69.08
ETHIOPIA	132,839	39,725	-70.10	631,385	194,446	-69.20
TANZANIA, UNITED REPUBLIC OF	21,546	1,522	-92.94	63,094	1,968	-96.88
MADAGASCAR	11,049	3,481	-68.49	18,222	8,825	-51.57
SOMALIA	28,143	23,215	-17.51	218,104	85,540	-60.78
KENYA	742,706	479,020	-35.50	3,726,734	2,541,225	-31.81
REUNION	2,301	2,690	16.91	13,381	14,700	9.86
MOZAMBIQUE	11,869	11,261	-5.12	104,466	67,682	-35.21
BOTSWANA	22,722	0	-100.00	93,792	0	-100.00
TOGO	117,290	177,735	51.53	558,665	958,296	71.53
GHANA	139,273	91,343	-34.41	822,551	522,423	-36.49
GUINEA	49,087	15,801	-67.81	56,545	31,325	-44.60
ANGOLA	5,897	0	-100.00	37,724	0	-100.00
CONGO	0	147	-	0	176	-
NIGERIA	227,013	15,148	-93.33	1,372,283	109,670	-92.01
GABON	7,490	5,654	-24.51	4,875	3,450	-29.23
COTE D'IVOIRE	91,289	92,750	1.60	331,858	284,488	-14.27
SENEGAL	2,899	9,673	233.67	2,700	9,975	269.44
MALI	162,526	0	-100.00	821,830	0	-100.00
BENIN	60,754	47,353	-22.06	585,993	300,013	-48.80
BURKINA FASO	0	60,186	-	0	168,323	-
GAMBIA	17,506	4,078	-76.71	153,620	17,909	-88.34
SEYCHELLES	3,840	45	-98.83	33,783	410	-98.79
UGANDA	65,352	22,391	-65.74	433,154	162,434	-62.50
NIGER	54,405	0	-100.00	223,035	0	-100.00
DJIBOUTI	28,011	55,373	97.68	201,593	234,611	16.38
SAO TOME AND PRINCIPE	0	1,608	-	0	600	-
SOUTH AFRICA	3,547,032	1,644,204	-53.65	19,525,321	9,334,256	-52.19
ZIMBABWE	325,613	129,138	-60.34	1,227,276	542,177	-55.82
MAURITIUS	625,816	308,349	-50.73	3,002,457	1,814,578	-39.56
AUSTRALIA	1,796,934	1,375,201	-23.47	7,626,922	5,666,182	-25.71
NEW ZEALAND	277,160	270,692	-2.33	1,908,592	1,804,952	-5.43
MICRONESIA, FEDERATED STATES	5,904	9,775	65.57	56,170	81,074	44.34
GUAM	48	425	785.42	67	2,941	4,289.55
PALAU	1,165	3,295	182.83	2,212	6,775	206.28
NEW CALEDONIA	2,529	192	-92.41	6,394	261	-95.92
VANUATU	3,377	303	-91.03	2,273	633	-72.15
AMERICAN SAMOA	3,560	6,608	85.62	31,940	51,923	62.56
COOK ISLANDS	0	6	-	0	198	-
FIJI	151,145	125,833	-16.75	916,990	730,270	-20.36
TONGA	0	857	-	0	4,465	-
TOKELAU	0	18,944	-	0	108,231	-
EAST TIMOR	8,346	18,899	126.44	19,802	7,519	-62.03
UNITED STATES	7,905,995	4,174,772	-47.19	57,799,009	29,179,784	-49.52
CANADA	896,223	685,908	-23.47	5,819,514	4,104,250	-29.47
MEXICO	2,085,495	1,508,893	-27.65	11,211,578	7,491,630	-33.18
GUATEMALA	125,126	83,735	-33.08	1,049,563	594,750	-43.33
HONDURAS	188,223	61,674	-67.23	1,249,910	412,288	-67.01
NICARAGUA	513,740	15,918	-96.90	1,935,749	63,404	-96.72

TABEL 5. PERKEMBANGAN EKSPOR INDONESIA MENURUT KOMODITI DAN NEGARA TUJUAN

JENIS BARANG	BERAT BERSIH (KG)		PERUB	NILAI FOB (US \$)		PERUB
	JAN-SEP 2008	JAN-SEP 2009	%	JAN-SEP 2008	JAN-SEP 2009	%
	(1)	(2)	(3)	(4)	(5)	(6)
PANAMA	787,403	357,702	-54.57	5,136,260	2,436,879	-52.56
CUBA	26,573	0	-100.00	62,847	0	-100.00
SURINAME	16,752	16,519	-1.39	86,329	93,086	7.83
CHILE	112,789	249,839	121.51	773,763	934,505	20.77
VENEZUELA	121,825	159,108	30.60	560,304	784,841	40.07
ARGENTINA	212,259	119,482	-43.71	1,324,769	605,335	-54.31
BRAZIL	2,076,130	1,344,380	-35.25	14,482,305	7,209,580	-50.22
COLOMBIA	392,042	474,000	20.91	2,348,445	2,631,781	12.06
URUGUAY	95,344	139,085	45.88	345,053	331,254	-4.00
PARAGUAY	18,371	5,727	-68.83	113,781	32,190	-71.71
ECUADOR	21,954	105,298	379.63	169,444	662,154	290.78
PERU	699,715	197,218	-71.81	4,227,521	1,209,754	-71.38
GUYANA	1,901	0	-100.00	7,129	0	-100.00
TRINIDAD AND TOBAGO	0	1,218	-	0	12,731	-
JAMAICA	18,970	27,262	43.71	123,810	154,884	25.10
PUERTO RICO	9	50	455.56	171	498	191.23
DOMINICAN REPUBLIC	168,062	124,195	-26.10	985,217	682,050	-30.77
EL SALVADOR	111,095	51,212	-53.90	546,124	262,395	-51.95
COSTA RICA	364	34	-90.66	2,903	103	-96.45
HAITI	0	48,902	-	0	80,146	-
ANTIGUA AND BARBUDA	88	30	-65.91	335	15	-95.52
ARUBA	48	0	-100.00	95	0	-100.00
FRENCH GUIANA	0	1,022	-	0	3,375	-
FRENCH POLYNESIA	5,224	6,436	23.20	65,370	74,509	13.98
MARTINIQUE	78	29	-62.82	737	105	-85.75
NETHERLANDS ANTILLES	10	1,829	18,190.00	331	11,930	3,504.23
SAINT LUCIA	0	10	-	0	62	-
TURKS AND CAICOS ISLANDS	427	0	-100.00	913	0	-100.00
GUADELOUPE	1,696	17	-99.00	3,638	80	-97.80
SAINT KITTS AND NEVIS	354	53	-85.03	2,020	75	-96.29
UNITED KINGDOM	4,649,549	1,692,270	-63.60	20,767,186	8,890,048	-57.19
NETHERLANDS	4,959,504	2,330,489	-53.01	21,901,882	10,380,873	-52.60
FRANCE	770,641	645,952	-16.18	6,430,577	5,383,739	-16.28
GERMANY, FED. REP. OF	3,881,832	1,947,589	-49.83	20,290,419	9,849,631	-51.46
AUSTRIA	8,147	1,632	-79.97	101,970	49,904	-51.06
BELGIUM	2,726,915	3,845,469	41.02	9,489,548	12,898,909	35.93
SWITZERLAND	28,535	3,614	-87.33	162,838	41,245	-74.67
LUXEMBOURG	0	2	-	0	25	-
DENMARK	149,353	135,510	-9.27	1,017,554	1,007,624	-0.98
NORWAY	14,781	192	-98.70	87,241	1,620	-98.14
SWEDEN	58,154	26,755	-53.99	320,262	163,993	-48.79
FINLAND	481,641	210,607	-56.27	3,128,579	1,404,766	-55.10
IRELAND	100	200	100.00	381	1,350	254.33
ITALY	10,126,234	4,191,360	-58.61	36,552,009	14,598,127	-60.06
SPAIN	3,293,121	1,876,427	-43.02	14,059,609	8,494,121	-39.58
PORTUGAL	370,466	300,052	-19.01	1,597,552	858,151	-46.28
GREECE	588,580	313,939	-46.66	3,264,965	1,803,404	-44.76
DEMOCRATIC REPUBLIC OF THE C	0	1,254	-	0	720	-
HUNGARY	235,684	207,376	-12.01	1,690,350	1,260,673	-25.42
POLAND	949,573	598,373	-36.99	6,223,406	3,888,140	-37.52
ROMANIA	68,125	45,353	-33.43	454,180	306,579	-32.50
BULGARIA	33,977	870,313	2,461.48	246,278	3,640,940	1,378.39
YUGOSLAVIA	76	1,025	1,248.68	367	741	101.91
ALBANIA	21	0	-100.00	32	0	-100.00
BELARUS	32,695	4,344	-86.71	271,059	38,015	-85.98
KAZAKHSTAN	245	247	0.82	6,006	5,915	-1.52
KYRGYZSTAN	0	665	-	0	6,227	-
UKRAINE	274,301	91,780	-66.54	2,143,554	685,021	-68.04
UZBEKISTAN	88,558	29,188	-67.04	328,347	105,675	-67.82
LITHUANIA	20,874	61,807	196.10	123,113	360,505	192.82
LATVIA	246	133	-45.93	4,802	1,930	-59.81
ESTONIA	10,545	7,692	-27.06	50,605	26,571	-47.49
GEORGIA	0	3,187	-	0	34,736	-
CROATIA	25,289	66,366	162.43	164,468	276,182	67.92
MALTA	1,265	316	-75.02	8,583	1,983	-76.90
SLOVAKIA	8,425	4,449	-47.19	47,868	36,068	-24.65
SLOVENIA	18,741	1,348,999	7,098.12	204,158	5,789,820	2,735.95
CZECH REPUBLIC	72,592	33,322	-54.10	510,776	205,024	-59.86
RUSSIA FEDERATION	214,213	48,222	-77.49	1,330,053	374,825	-71.82
-TEKSTIL LAINNYA	851,844,694	835,011,450	-1.98	2,127,391,914	1,716,855,560	-19.30
JAPAN	64,191,326	47,459,607	-26.07	206,929,625	145,578,928	-29.65
HONG KONG	12,952,628	9,200,246	-28.97	39,123,400	32,239,646	-17.59
KOREA, DEMOCRATIC PEOPLE'S R	939	489,144	51,992.01	528	1,053,310	199,390.53

TABEL 5. PERKEMBANGAN EKSPOR INDONESIA MENURUT KOMODITI DAN NEGARA TUJUAN

JENIS BARANG	BERAT BERSIH (KG)		PERUB	NILAI FOB (US \$)		PERUB
	JAN-SEP 2008	JAN-SEP 2009	%	JAN-SEP 2008	JAN-SEP 2009	%
	(1)	(2)	(3)	(4)	(5)	(6)
KOREA, REPUBLIC OF	69,775,897	79,452,170	13.87	195,251,124	184,577,934	-5.47
TAIWAN	22,318,500	20,667,835	-7.40	52,013,002	40,597,787	-21.95
CHINA	42,467,234	52,656,443	23.99	84,871,761	86,203,131	1.57
MONGOLIA	170	0	-100.00	6	0	-100.00
MACAU	76,693	18,358	-76.06	416,490	270,684	-35.01
PAPUA NEW GUINEA	184,167	118,789	-35.50	447,364	264,043	-40.98
THAILAND	24,981,197	15,795,273	-36.77	67,613,485	34,672,023	-48.72
SINGAPORE	7,963,051	4,300,944	-45.99	25,563,286	14,828,765	-41.99
PHILIPPINES	15,232,148	11,454,735	-24.80	37,211,398	22,932,841	-38.37
MALAYSIA	22,567,877	16,646,134	-26.24	60,924,150	39,576,861	-35.04
MYANMAR (FORM. BURMA)	537,386	70,991	-86.79	1,518,533	419,205	-72.39
CAMBODIA	517,317	493,777	-4.55	2,640,480	2,654,507	0.53
BRUNEI DARUSSALAM	170,129	140,942	-17.16	562,736	527,327	-6.29
LAO PEOPLE'S DEMOCRATIC REPL	287	207,730	72,279.79	4	789,324	19,733,000.00
NEPAL	830	461	-44.46	8,916	3,300	-62.99
VIET NAM	27,344,926	27,902,296	2.04	54,741,661	40,290,187	-26.40
MALDIVES	55,052	77,371	40.54	496,210	260,736	-47.45
INDIA	20,104,849	25,936,165	29.00	55,849,819	53,991,356	-3.33
PAKISTAN	22,782,050	18,488,070	-18.85	47,414,640	31,490,493	-33.58
BANGLADESH	10,636,973	11,446,563	7.61	29,352,064	25,415,335	-13.41
SRI LANKA	7,377,056	8,240,117	11.70	21,640,255	21,626,311	-0.06
AFGHANISTAN	11,876	54,093	355.48	11,058	170,299	1,440.05
IRAQ	113	0	-100.00	20	0	-100.00
IRAN (ISLAMIC REPUBLIC OF)	8,662,495	5,078,428	-41.37	20,294,864	9,946,196	-50.99
SAUDI ARABIA	2,719,400	1,948,629	-28.34	11,211,211	7,730,874	-31.04
ISRAEL	4,676,375	11,231,976	140.19	11,337,671	19,810,523	74.73
KUWAIT	89,901	72,448	-19.41	643,987	606,375	-5.84
JORDAN	401,006	358,335	-10.64	1,137,260	790,270	-30.51
LEBANON	117,127	239,426	104.42	309,465	542,386	75.27
YEMEN	695,786	871,360	25.23	3,003,376	3,164,683	5.37
OMAN	27,321	19,082	-30.16	68,904	16,000	-76.78
SYRIA ARAB REPUBLIC	3,220,949	5,663,648	75.84	7,426,535	9,516,977	28.15
TURKEY	63,552,722	77,301,385	21.63	148,258,026	134,761,690	-9.10
UNITED ARAB EMIRATES	5,543,935	3,316,936	-40.17	25,257,900	13,212,291	-47.69
QATAR	33,537	44,021	31.26	75,526	80,881	7.09
BAHRAIN	553	4,593	730.56	2,060	45,432	2,105.44
CYPRUS	13,539	10,466	-22.70	54,570	56,165	2.92
EGYPT	28,075,811	29,043,537	3.45	53,792,703	46,986,010	-12.65
LIBYAN ARAB JAMAHIRIYA	313	150,268	47,908.95	7,472	256,667	3,335.05
MOROCCO	2,176,549	1,797,695	-17.41	4,006,991	3,050,286	-23.88
TUNISIA	354,005	553,431	56.33	998,921	1,171,591	17.29
ALGERIA	1,597,790	1,515,912	-5.12	4,497,438	3,633,719	-19.20
SUDAN	76,525	30,314	-60.39	140,653	113,806	-19.09
NAMIBIA	1,152	793	-31.16	1,677	735	-56.17
ETHIOPIA	2,023,921	1,300,875	-35.73	6,017,731	3,070,029	-48.98
TANZANIA, UNITED REPUBLIC OF	171,711	68,854	-59.90	356,763	178,375	-50.00
MADAGASCAR	211,260	306,645	45.15	602,234	483,075	-19.79
SOMALIA	0	22,682	-	0	117,106	-
KENYA	1,204,835	1,793,686	48.87	3,495,648	3,885,524	11.15
REUNION	51,526	33,795	-34.41	122,447	88,533	-27.70
MOZAMBIQUE	1,293	21,273	1,545.24	2,672	71,996	2,594.46
BOTSWANA	3,303	17,800	438.90	9,413	46,547	394.50
TOGO	342,320	179,882	-47.45	808,083	980,525	21.34
GHANA	533,306	453,476	-14.97	2,229,005	1,812,783	-18.67
LIBERIA	120	1,067	789.17	10	6,967	69,570.00
GUINEA	33,242	46,034	38.48	93,779	102,100	8.87
ANGOLA	11,018	11,142	1.13	26,736	23,001	-13.97
CONGO	24,100	129	-99.46	38,390	197	-99.49
CAMEROON	161,276	93,523	-42.01	294,714	120,624	-59.07
NIGERIA	209,086	214,016	2.36	537,513	809,490	50.60
SIERRA LEONE	37,462	14,601	-61.02	131,996	75,360	-42.91
GABON	22,484	4,963	-77.93	51,583	6,594	-87.22
COTE D'IVOIRE	297,717	252,775	-15.10	889,141	702,003	-21.05
SENEGAL	316,485	210,324	-33.54	660,808	677,097	2.47
MAURITANIA	161,439	208,758	29.31	520,425	660,857	26.98
MALI	100	13,556	13,456.00	1,695	72,161	4,157.29
BENIN	198,242	61,739	-68.86	2,062,434	348,121	-83.12
BURKINA FASO	16,224	32,448	100.00	48,688	95,001	95.12
GAMBIA	35,138	34,548	-1.68	81,804	73,019	-10.74
U.S. VIRGIN ISLANDS	1,180	10	-99.15	1,078	330	-69.39
SEYCHELLES	14,040	7,983	-43.14	28,355	41,767	47.30
UGANDA	449	55,778	12,322.72	8,438	156,727	1,757.40
NIGER	21,076	26,921	27.73	256,590	201,030	-21.65
CHAD	186	0	-100.00	186	0	-100.00

TABEL 5. PERKEMBANGAN EKSPOR INDONESIA MENURUT KOMODITI DAN NEGARA TUJUAN

JENIS BARANG	BERAT BERSIH (KG)		PERUB	NILAI FOB (US \$)		PERUB
	JAN-SEP 2008	JAN-SEP 2009	%	JAN-SEP 2008	JAN-SEP 2009	%
	(1)	(2)	(3)	(4)	(5)	(6)
DJIBOUTI	68,400	219,167	220.42	116,850	185,613	58.85
SAO TOME AND PRINCIPE	12,201	4,927	-59.62	11,540	1,800	-84.40
SWAZILAND	11,859	12,412	4.66	27,558	26,861	-2.53
SOUTH AFRICA	3,416,809	3,333,629	-2.43	10,319,241	8,765,270	-15.06
ZIMBABWE	7,716	11,968	55.11	30,302	20,961	-30.83
ZAMBIA	94,531	43,739	-53.73	199,024	80,382	-59.61
MALAWI	143	95	-33.57	258	250	-3.10
MAURITIUS	863,450	1,161,767	34.55	3,037,766	2,490,824	-18.00
VIRGIN ISLANDS (BRITISH)	1,258	1,568	24.64	5,261	7,521	42.96
AUSTRALIA	12,745,445	12,177,023	-4.46	30,573,817	24,094,820	-21.19
NEW ZEALAND	2,251,903	2,036,146	-9.58	6,365,092	4,351,989	-31.63
MICRONESIA, FEDERATED STATES	2,982	5,325	78.57	5,464	22,600	313.62
GUAM	7,704	5,916	-23.21	20,061	21,708	8.21
PALAU	1,705	0	-100.00	5,575	0	-100.00
NEW CALEDONIA	64,050	33,374	-47.89	280,096	139,987	-50.02
SAINT VINCENT AND THE GRENAD	1,028	1,993	93.87	1,654	2,815	70.19
VANUATU	32,943	39,869	21.02	33,315	114,947	245.03
WALLIS AND FUTUNA ISLANDS	4,377	6,098	39.32	7,205	12,001	66.56
AMERICAN SAMOA	0	400	-	0	2,495	-
COOK ISLANDS	5,967	7,052	18.18	67,913	51,043	-24.84
FIJI	47,898	46,695	-2.51	205,919	271,263	31.73
KIRIBATI	0	1,113	-	0	2,099	-
SAMOA	4,427	1,598	-63.90	17,082	6,796	-60.22
SOLOMON ISLANDS	1,480	6,026	307.16	4,130	6,014	45.62
TONGA	3,529	1,638	-53.58	4,122	11,389	176.30
TUVALU	459	792	72.55	1,081	1,698	57.08
EAST TIMOR	216,825	332,160	53.19	423,893	270,150	-36.27
UNITED STATES	69,779,962	59,571,037	-14.63	161,610,509	111,722,466	-30.87
CANADA	5,279,631	4,793,262	-9.21	12,506,603	9,898,069	-20.86
MEXICO	10,881,837	13,854,971	27.32	25,702,054	26,401,395	2.72
GUATEMALA	935,348	994,835	6.36	2,143,660	2,649,183	23.58
HONDURAS	818,306	204,177	-75.05	1,586,175	398,384	-74.88
NICARAGUA	787	59	-92.50	1,500	121	-91.93
PANAMA	735	46,488	6,224.90	6,414	212,410	3,211.66
CUBA	102,208	0	-100.00	194,922	0	-100.00
SURINAME	163,232	219,120	34.24	379,533	324,253	-14.57
CHILE	2,714,833	2,183,761	-19.56	7,416,297	5,039,854	-32.04
VENEZUELA	3,209,949	2,345,498	-26.93	7,970,796	5,332,408	-33.10
ARGENTINA	14,850,834	16,000,604	7.74	37,685,503	34,875,800	-7.46
BRAZIL	87,306,306	99,632,516	14.12	192,200,466	190,129,028	-1.08
COLOMBIA	4,421,056	7,459,338	68.72	8,995,255	13,287,119	47.71
BOLIVIA	0	12,000	-	0	1	-
URUGUAY	375,424	376,639	0.32	1,115,498	1,108,651	-0.61
PARAGUAY	32,135	31,885	-0.78	96,652	79,119	-18.14
ECUADOR	1,206,893	524,240	-56.56	3,186,806	1,032,883	-67.59
PERU	1,082,843	1,279,501	18.16	3,138,219	2,636,610	-15.98
GUYANA	53,218	76,357	43.48	115,717	129,022	11.50
TRINIDAD AND TOBAGO	19,074	4,919	-74.21	49,254	9,766	-80.17
BAHAMAS	1,820	7,337	303.13	12,173	37,651	209.30
JAMAICA	138,487	133,408	-3.67	261,614	266,948	2.04
PUERTO RICO	5,402	4,644	-14.03	14,216	20,002	40.70
BELIZE	1,622	1,190	-26.63	6,610	1,563	-76.35
DOMINICAN REPUBLIC	189,484	196,423	3.66	665,666	454,035	-31.79
EL SALVADOR	325,524	367,688	12.95	802,445	738,357	-7.99
COSTA RICA	63,417	48,542	-23.46	391,907	194,455	-50.38
HAITI	0	111,357	-	0	191,269	-
BARBADOS	1,852	363	-80.40	3,746	399	-89.35
ANTIGUA AND BARBUDA	3,629	1,235	-65.97	11,913	4,380	-63.23
ANGUILLA	0	1,071	-	0	4,604	-
ARUBA	371	406	9.43	2,900	933	-67.83
BERMUDA	404	745	84.41	2,286	2,634	15.22
CAYMAN ISLANDS	2,352	0	-100.00	1,417	0	-100.00
DOMINICA	691	0	-100.00	2,045	0	-100.00
FRENCH GUIANA	27,396	58,166	112.32	66,773	79,651	19.29
FRENCH POLYNESIA	156,923	99,699	-36.47	435,992	299,422	-31.32
GRENADA	971	0	-100.00	3,204	0	-100.00
MARTINIQUE	17,801	17,799	-0.01	85,506	79,083	-7.51
NETHERLANDS ANTILLES	23,881	27,779	16.32	102,884	89,383	-13.12
NORFOLK ISLANDS	0	256	-	0	471	-
SAINT LUCIA	2,882	614	-78.70	12,092	5,360	-55.67
TURKS AND CAICOS ISLANDS	2,587	144	-94.43	7,164	37	-99.48
GUADELOUPE	17,113	35,696	108.59	61,811	107,003	73.11
SAINT KITTS AND NEVIS	7,417	227	-96.94	9,923	4,302	-56.65
UNITED KINGDOM	10,801,276	10,161,590	-5.92	24,165,340	18,313,164	-24.22

TABEL 5. PERKEMBANGAN EKSPOR INDONESIA MENURUT KOMODITI DAN NEGARA TUJUAN

JENIS BARANG	BERAT BERSIH (KG)		PERUB	NILAI FOB (US \$)		PERUB
	JAN-SEP 2008	JAN-SEP 2009	%	JAN-SEP 2008	JAN-SEP 2009	%
	(1)	(2)	(3)	(4)	(5)	(6)
NETHERLANDS	4,486,147	3,030,765	-32.44	11,554,769	7,709,160	-33.28
FRANCE	1,180,728	1,611,354	36.47	5,758,258	3,945,954	-31.47
GERMANY, FED. REP. OF	22,690,425	16,934,831	-25.37	54,768,679	38,580,643	-29.56
AUSTRIA	39,837	36,539	-8.28	99,573	270,862	172.02
BELGIUM	21,573,010	19,158,151	-11.19	47,053,209	29,178,465	-37.99
SWITZERLAND	113,999	37,059	-67.49	358,069	89,583	-74.98
LUXEMBOURG	0	1	-	0	2	-
DENMARK	424,950	435,449	2.47	1,996,057	1,461,618	-26.77
NORWAY	183,945	246,003	33.74	1,337,184	1,909,934	42.83
SWEDEN	1,700,385	1,018,388	-40.11	6,684,017	4,379,137	-34.48
FINLAND	1,432,562	1,666,011	16.30	3,693,077	3,472,947	-5.96
IRELAND	255,312	213,767	-16.27	599,016	251,662	-57.99
ITALY	30,258,835	24,805,989	-18.02	68,148,113	44,634,093	-34.50
SPAIN	13,662,192	12,930,710	-5.35	32,315,694	24,878,241	-23.01
PORTUGAL	4,833,452	6,333,253	31.03	13,676,992	14,894,071	8.90
ICELAND	6,301	0	-100.00	45,771	0	-100.00
GREECE	3,167,342	2,765,068	-12.70	8,508,282	6,772,878	-20.40
DEMOCRATIC REPUBLIC OF THE C	65,992	74,947	13.57	153,156	184,484	20.45
HUNGARY	1,587,795	1,352,748	-14.80	3,245,714	2,013,463	-37.97
POLAND	3,030,176	2,304,681	-23.94	6,979,993	4,310,180	-38.25
ROMANIA	472,957	601,098	27.09	1,596,359	2,168,980	35.87
BULGARIA	283,209	153,403	-45.83	560,321	229,308	-59.08
YUGOSLAVIA	6,509	892	-86.30	38,458	3,908	-89.84
ALBANIA	11,768	247	-97.90	14,649	430	-97.06
AZERBAIJAN	4,192	0	-100.00	16,179	0	-100.00
KAZAKHSTAN	300	319	6.33	600	354	-41.00
KYRGYZSTAN	260,208	155,150	-40.37	868,893	482,462	-44.47
MOLDOVA, REPUBLIC OF	494	0	-100.00	180	0	-100.00
UKRAINE	351,452	133,554	-62.00	879,335	278,682	-68.31
UZBEKISTAN	2,745	32,359	1,078.83	360	91,204	25,234.44
LITHUANIA	1,548,631	169,053	-89.08	3,131,072	302,078	-90.35
LATVIA	224,229	205,423	-8.39	470,149	561,590	19.45
ESTONIA	107,243	35,991	-66.44	324,580	95,363	-70.62
GEORGIA	0	3,129	-	0	8,272	-
CROATIA	10,336	36,356	251.74	51,762	83,424	61.17
MALTA	9,847	2,668	-72.91	29,109	11,594	-60.17
SLOVAKIA	2,715	1,524	-43.87	26,773	7,599	-71.62
SLOVENIA	469,472	348,418	-25.79	1,114,302	881,492	-20.89
CZECH REPUBLIC	266,682	251,269	-5.78	617,090	480,837	-22.08
SOUTH GEORGIA AND THE SOUTH REP. OF MACEDONIA	812 0	0 130	-100.00 -	697 0	0 58	-100.00 -
RUSSIA FEDERATION	1,828,505	1,484,457	-18.82	9,172,160	4,270,775	-53.44
-BARANG DARI KARET	344,341,356	364,545,229	5.87	1,151,782,309	1,158,277,503	0.56
JAPAN	53,307,740	46,682,052	-12.43	193,691,976	199,597,724	3.05
HONG KONG	2,409,648	2,801,694	16.27	12,683,186	12,917,526	1.85
KOREA, DEMOCRATIC PEOPLE'S R	0	10,780	-	0	54,978	-
KOREA, REPUBLIC OF	3,849,254	3,430,924	-10.87	6,342,841	6,474,817	2.08
TAIWAN	4,156,931	3,072,573	-26.09	14,523,601	9,683,704	-33.32
CHINA	5,734,717	57,690,297	905.98	22,191,366	96,325,894	334.07
MONGOLIA	7,425	0	-100.00	22,275	0	-100.00
PAPUA NEW GUINEA	1,449,488	1,149,563	-20.69	4,513,543	4,414,363	-2.20
THAILAND	7,076,048	4,320,782	-38.94	26,539,857	15,971,778	-39.82
SINGAPORE	4,676,413	3,960,350	-15.31	44,380,195	35,014,722	-21.10
PHILIPPINES	9,229,373	10,844,626	17.50	17,192,807	26,211,694	52.46
MALAYSIA	15,485,783	15,200,774	-1.84	39,912,199	39,422,810	-1.23
MYANMAR (FORM. BURMA)	501,003	463,558	-7.47	1,453,923	1,451,358	-0.18
CAMBODIA	483,979	247,817	-48.80	1,548,431	845,906	-45.37
BRUNEI DARUSSALAM	372,997	309,619	-16.99	928,930	951,045	2.38
LAO PEOPLE'S DEMOCRATIC REPL	19,169	45,548	137.61	61,140	157,074	156.91
NEPAL	5,434	0	-100.00	10,240	0	-100.00
VIET NAM	4,284,090	2,921,801	-31.80	13,626,661	8,640,017	-36.59
MALDIVES	3,628	26,965	643.25	4,836	55,233	1,042.12
INDIA	999,131	1,060,485	6.14	2,914,248	3,148,385	8.03
PAKISTAN	2,502,140	2,110,273	-15.66	6,538,623	4,825,962	-26.19
BANGLADESH	1,496,669	1,726,104	15.33	3,382,875	3,892,439	15.06
SRI LANKA	1,301,470	1,321,814	1.56	3,385,117	3,501,129	3.43
AFGHANISTAN	0	119,732	-	0	316,527	-
IRAQ	26,750	258,149	865.04	95,797	824,226	760.39
IRAN (ISLAMIC REPUBLIC OF)	1,676,645	1,972,073	17.62	5,169,447	5,889,620	13.93
SAUDI ARABIA	14,485,635	12,847,250	-11.31	42,768,840	39,995,831	-6.48
ISRAEL	1,006,878	1,170,113	16.21	2,787,225	3,178,839	14.05
KUWAIT	292,385	223,785	-23.46	973,476	656,130	-32.60
JORDAN	1,302,717	932,609	-28.41	3,318,647	2,514,230	-24.24

TABEL 5. PERKEMBANGAN EKSPOR INDONESIA MENURUT KOMODITI DAN NEGARA TUJUAN

JENIS BARANG	BERAT BERSIH (KG)		PERUB	NILAI FOB (US \$)		PERUB
	JAN-SEP 2008	JAN-SEP 2009	%	JAN-SEP 2008	JAN-SEP 2009	%
	(1)	(2)	(3)	(4)	(5)	(6)
LEBANON	939,647	1,734,167	84.56	2,911,823	5,716,939	96.34
YEMEN	2,271,358	2,835,723	24.85	7,055,936	8,804,668	24.78
OMAN	882,285	469,078	-46.83	2,644,127	1,425,671	-46.08
SYRIA ARAB REPUBLIC	1,222,714	1,711,000	39.93	3,333,090	4,029,682	20.90
TURKEY	3,976,996	3,552,612	-10.67	11,457,461	10,503,810	-8.32
UNITED ARAB EMIRATES	17,891,950	14,589,429	-18.46	55,769,912	43,407,246	-22.17
QATAR	379,056	397,445	4.85	1,271,004	1,336,024	5.12
BAHRAIN	196,240	94,655	-51.77	639,354	311,358	-51.30
CYPRUS	104,229	98,577	-5.42	323,337	398,307	23.19
EGYPT	8,162,392	4,572,675	-43.98	22,647,609	13,264,158	-41.43
LIBYAN ARAB JAMAHIRIYA	1,552,827	1,801,902	16.04	4,632,431	5,723,476	23.55
MOROCCO	362,818	354,726	-2.23	1,091,035	1,115,258	2.22
TUNISIA	120,177	185,223	54.13	268,125	373,218	39.20
ALGERIA	317,646	520,569	63.88	1,029,360	1,506,713	46.37
SUDAN	595,643	222,445	-62.65	2,008,195	694,547	-65.41
NAMIBIA	0	9,500	-	0	35,700	-
ETHIOPIA	46	7,410	16,008.70	497	16,900	3,300.40
TANZANIA, UNITED REPUBLIC OF	5,409	0	-100.00	20,304	0	-100.00
MADAGASCAR	454	3,895	757.93	250	3,610	1,344.00
KENYA	85,286	209,051	145.12	216,194	530,241	145.26
REUNION	10,779	31,342	190.77	39,319	127,115	223.29
BOTSWANA	58	7,957	13,618.97	198	24,863	12,457.07
EQUATORIAL GUINEA	0	370	-	0	965	-
TOGO	0	4,937	-	0	15,112	-
GHANA	274,889	273,731	-0.42	610,199	687,406	12.65
LIBERIA	0	5,264	-	0	13,177	-
ANGOLA	53,300	0	-100.00	215,081	0	-100.00
CAMEROON	5,195	6,150	18.38	17,793	19,396	9.01
NIGERIA	1,748,828	1,164,484	-33.41	5,373,142	3,687,918	-31.36
GABON	1	0	-100.00	14	0	-100.00
COTE D'IVOIRE	70,821	55,403	-21.77	234,647	154,475	-34.17
SENEGAL	35,493	40,801	14.96	127,569	130,523	2.32
MALI	0	12	-	0	64	-
BENIN	19,015	8,542	-55.08	61,899	21,216	-65.72
SEYCHELLES	644	778	20.81	1,210	1,824	50.74
UGANDA	117,977	45,632	-61.32	266,760	67,586	-74.66
CHAD	0	9	-	0	40	-
DJIBOUTI	100,719	10,883	-89.19	316,428	28,590	-90.96
SAO TOME AND PRINCIPE	0	605	-	0	220	-
SOUTH AFRICA	3,059,481	2,627,040	-14.13	8,917,114	7,518,583	-15.68
ZIMBABWE	124,026	16,500	-86.70	350,230	59,653	-82.97
MALAWI	0	25,838	-	0	66,192	-
COMOROS	320	0	-100.00	1,254	0	-100.00
MAURITIUS	304,037	327,103	7.59	923,165	962,092	4.22
AUSTRALIA	7,649,837	10,182,242	33.10	25,115,027	31,665,249	26.08
NEW ZEALAND	2,133,321	2,037,801	-4.48	6,602,964	6,807,389	3.10
NEW CALEDONIA	15,514	16,976	9.42	52,645	56,438	7.20
VANUATU	28,531	4,565	-84.00	93,670	17,036	-81.81
COOK ISLANDS	30	77	156.67	187	887	374.33
FIJI	160,621	117,616	-26.77	505,841	400,742	-20.78
SAMOA	33,766	4,765	-85.89	137,206	14,744	-89.25
SOLOMON ISLANDS	0	20,420	-	0	74,432	-
EAST TIMOR	483,741	512,251	5.89	735,342	852,882	15.98
UNITED STATES	73,737,385	63,665,821	-13.66	249,551,496	232,596,972	-6.79
CANADA	3,467,427	4,636,891	33.73	10,908,460	15,572,598	42.76
MEXICO	1,338,674	1,527,930	14.14	3,462,620	3,669,930	5.99
GUATEMALA	327,726	115,264	-64.83	1,000,290	338,594	-66.15
HONDURAS	186,323	85,857	-53.92	510,781	276,304	-45.91
PANAMA	212,686	309,738	45.63	683,509	951,749	39.24
SURINAME	35,471	60,301	70.00	106,264	171,198	61.11
CHILE	140,938	122,274	-13.24	321,603	352,363	9.56
VENEZUELA	263,133	134,998	-48.70	1,037,195	570,136	-45.03
ARGENTINA	1,099,499	837,343	-23.84	3,019,310	1,768,621	-41.42
BRAZIL	805,267	1,351,585	67.84	2,720,816	4,075,337	49.78
COLOMBIA	1,234,751	1,629,393	31.96	3,287,952	3,577,580	8.81
BOLIVIA	61,520	49,953	-18.80	213,980	182,473	-14.72
URUGUAY	54,021	32,782	-39.32	173,115	110,128	-36.38
PARAGUAY	164,027	21,425	-86.94	586,752	67,063	-88.57
ECUADOR	81,214	154,195	89.86	276,066	413,914	49.93
PERU	930,372	480,844	-48.32	1,710,675	1,123,391	-34.33
GUYANA	12,009	0	-100.00	28,552	0	-100.00
TRINIDAD AND TOBAGO	56,848	69,498	22.25	205,851	204,992	-0.42
JAMAICA	300,481	177,227	-41.02	882,559	549,058	-37.79
PUERTO RICO	122,476	540,979	341.70	482,141	1,595,812	230.98

TABEL 5. PERKEMBANGAN EKSPOR INDONESIA MENURUT KOMODITI DAN NEGARA TUJUAN

JENIS BARANG	BERAT BERSIH (KG)		PERUB	NILAI FOB (US \$)		PERUB
	JAN-SEP 2008	JAN-SEP 2009	%	JAN-SEP 2008	JAN-SEP 2009	%
	(1)	(2)	(3)	(4)	(5)	(6)
DOMINICAN REPUBLIC	272,084	210,239	-22.73	602,477	536,445	-10.96
EL SALVADOR	40,631	168,714	315.23	146,663	402,659	174.55
COSTA RICA	391,912	283,317	-27.71	1,194,031	762,885	-36.11
HAITI	13,068	18,722	43.27	38,465	58,571	52.27
BARBADOS	40,995	23,401	-42.92	143,476	74,147	-48.32
ARUBA	12,752	0	-100.00	33,601	0	-100.00
DOMINICA	96,555	20,484	-78.79	259,514	57,338	-77.91
FRENCH POLYNESIA	64,033	1,156	-98.19	237,163	1,659	-99.30
NETHERLANDS ANTILLES	20,402	164	-99.20	37,799	265	-99.30
SAINT LUCIA	0	1,265	-	0	10,433	-
GUADELOUPE	95	8	-91.58	245	7	-97.14
UNITED KINGDOM	12,318,710	12,833,184	4.18	39,283,161	38,156,283	-2.87
NETHERLANDS	7,741,010	7,401,394	-4.39	23,154,406	22,457,092	-3.01
FRANCE	3,264,680	3,158,340	-3.26	10,481,686	9,706,922	-7.39
GERMANY, FED. REP. OF	13,014,718	11,680,944	-10.25	58,911,834	58,546,302	-0.62
AUSTRIA	40,620	34,650	-14.70	228,638	198,000	-13.40
BELGIUM	6,603,474	8,083,776	22.42	21,451,236	25,068,659	16.86
SWITZERLAND	125,504	173,520	38.26	516,306	888,984	72.18
LUXEMBOURG	2,076	7,323	252.75	5,904	18,457	212.62
DENMARK	1,378,387	643,592	-53.31	3,687,228	1,674,177	-54.60
NORWAY	446,304	32,220	-92.78	1,316,017	150,919	-88.53
SWEDEN	784,938	666,535	-15.08	2,756,773	2,587,864	-6.13
FINLAND	1,187,853	648,160	-45.43	3,589,290	2,632,682	-26.65
IRELAND	939,979	699,631	-25.57	2,498,506	2,038,894	-18.40
ITALY	9,084,291	8,680,370	-4.45	30,913,483	26,454,766	-14.42
SPAIN	2,217,824	2,079,553	-6.23	8,004,856	6,853,581	-14.38
PORTUGAL	640,366	658,172	2.78	2,448,476	2,469,642	0.86
ICELAND	0	10,692	-	0	39,051	-
GREECE	999,029	742,642	-25.66	3,672,816	2,523,999	-31.28
DEMOCRATIC REPUBLIC OF THE C	13,995	96	-99.31	12,482	3,905	-68.71
HUNGARY	204,848	11,548	-94.36	838,267	34,035	-95.94
POLAND	1,032,590	397,788	-61.48	4,221,667	1,482,340	-64.89
ROMANIA	242,323	76,711	-68.34	916,343	260,037	-71.62
BULGARIA	30,990	22,629	-26.98	112,310	82,072	-26.92
ALBANIA	0	12,183	-	0	39,276	-
ARMENIA	84,332	0	-100.00	281,646	0	-100.00
AZERBAIJAN	21,330	14,776	-30.73	28,680	59,656	108.01
KAZAKHSTAN	9,482	0	-100.00	26,904	0	-100.00
MOLDOVA, REPUBLIC OF	11,023	0	-100.00	34,984	0	-100.00
TURKMENISTAN	23,018	0	-100.00	69,215	0	-100.00
UKRAINE	485,480	98,013	-79.81	1,737,209	259,203	-85.08
LITHUANIA	309,914	123,530	-60.14	1,103,826	427,916	-61.23
LATVIA	502,410	125,967	-74.93	1,484,974	355,675	-76.05
ESTONIA	197,736	338,546	71.21	740,960	1,145,352	54.58
GEORGIA	368,107	60,917	-83.45	1,193,195	220,233	-81.54
CROATIA	101,827	74,457	-26.88	384,273	273,741	-28.76
MALTA	35,116	11,316	-67.78	79,473	30,091	-62.14
SLOVAKIA	113	2,421	2,042.48	3,264	35,191	978.16
SLOVENIA	278,744	173,202	-37.86	898,533	607,275	-32.41
CZECH REPUBLIC	104,817	104,096	-0.69	644,051	492,189	-23.58
RUSSIA FEDERATION	266,966	88,281	-66.93	1,204,766	322,124	-73.26
-SHEET	126,435,199	63,631,608	-49.67	337,386,130	98,900,866	-70.69
JAPAN	26,955,545	4,128,801	-84.68	70,491,344	6,001,545	-91.49
HONG KONG	146,644	483,150	229.47	461,430	699,211	51.53
KOREA, REPUBLIC OF	2,580,962	722,506	-72.01	6,829,958	1,229,098	-82.00
TAIWAN	1,543,240	5,884,518	281.31	4,221,570	9,276,162	119.73
CHINA	11,782,464	16,403,087	39.22	31,053,296	23,951,008	-22.87
SINGAPORE	10,242,238	4,214,560	-58.85	27,587,223	6,558,772	-76.23
PHILIPPINES	2,301,467	20,160	-99.12	6,290,193	32,760	-99.48
MALAYSIA	1,108,400	546,531	-50.69	3,267,417	920,098	-71.84
VIET NAM	977,634	1,676,284	71.46	2,718,205	2,004,572	-26.25
INDIA	2,135,732	6,894,881	222.83	5,614,354	10,704,706	90.67
PAKISTAN	13,440	100,800	650.00	38,371	133,359	247.55
SRI LANKA	0	794,262	-	0	1,277,690	-
IRAN (ISLAMIC REPUBLIC OF)	56,771	0	-100.00	167,814	0	-100.00
ISRAEL	20,160	0	-100.00	62,093	0	-100.00
TURKEY	1,515,469	547,690	-63.86	4,217,468	904,884	-78.54
UNITED ARAB EMIRATES	38,466	93,384	142.77	111,095	146,617	31.97
EGYPT	1,108,800	0	-100.00	2,908,372	0	-100.00
ALGERIA	68,040	40,320	-40.74	178,945	47,174	-73.64
KENYA	0	36,612	-	0	56,749	-
SOUTH AFRICA	3,264,000	96,000	-97.06	8,347,623	146,736	-98.24
AUSTRALIA	443,695	40,320	-90.91	1,151,988	108,233	-90.60

TABEL 5. PERKEMBANGAN EKSPOR INDONESIA MENURUT KOMODITI DAN NEGARA TUJUAN

JENIS BARANG	BERAT BERSIH (KG)		PERUB %	NILAI FOB (US \$)		PERUB %
	JAN-SEP 2008	JAN-SEP 2009		JAN-SEP 2008	JAN-SEP 2009	
	(1)	(2)	(3)	(4)	(5)	(6)
EAST TIMOR	0	94	-	0	25	-
UNITED STATES	13,949,570	8,456,448	-39.38	38,092,539	14,346,436	-62.34
CANADA	4,775,398	2,357,513	-50.63	13,060,183	3,988,680	-69.46
MEXICO	1,532,160	20,160	-98.68	4,132,498	59,875	-98.55
CHILE	301,440	161,280	-46.50	818,563	251,193	-69.31
VENEZUELA	866,880	0	-100.00	2,212,257	0	-100.00
ARGENTINA	519,263	132,438	-74.50	1,414,050	190,718	-86.51
BRAZIL	4,294,733	387,858	-90.97	11,374,679	616,753	-94.58
COLOMBIA	759,360	2,400	-99.68	2,015,110	3,480	-99.83
PERU	97,272	0	-100.00	267,979	0	-100.00
COSTA RICA	60,480	0	-100.00	142,733	0	-100.00
UNITED KINGDOM	1,955,521	40,320	-97.94	5,219,765	64,310	-98.77
NETHERLANDS	4,443,840	1,476,464	-66.78	11,824,688	2,421,617	-79.52
FRANCE	948,060	2,007,473	111.75	2,529,206	3,195,067	26.33
GERMANY, FED. REP. OF	3,671,908	904,480	-75.37	9,763,504	1,573,741	-83.88
AUSTRIA	0	2	-	0	37	-
BELGIUM	6,863,035	461,758	-93.27	18,096,633	724,824	-95.99
LUXEMBOURG	95,999	19,200	-80.00	284,136	32,832	-88.44
NORWAY	0	19,200	-	0	28,128	-
ITALY	817,740	567,175	-30.64	2,130,270	896,459	-57.92
SPAIN	5,064,062	1,362,784	-73.09	13,632,738	2,067,616	-84.83
GREECE	0	58,626	-	0	79,126	-
POLAND	3,837,198	403,445	-89.49	10,365,218	618,658	-94.03
ROMANIA	967,680	0	-100.00	2,568,968	0	-100.00
BULGARIA	136,080	0	-100.00	361,973	0	-100.00
BELARUS	256,283	73,224	-71.43	772,022	102,422	-86.73
UKRAINE	1,270,527	40,320	-96.83	3,435,100	122,170	-96.44
LITHUANIA	292,896	350,566	19.69	807,111	553,694	-31.40
ESTONIA	0	75,012	-	0	167,235	-
SLOVENIA	611,933	96,000	-84.31	1,652,805	159,744	-90.33
CZECH REPUBLIC	58	0	-100.00	43	0	-100.00
RUSSIA FEDERATION	1,742,656	1,433,502	-17.74	4,692,600	2,436,652	-48.07
-CRUMB RUBBER	1,695,535,348	1,392,796,557	-17.86	4,614,663,403	2,022,634,483	-56.17
JAPAN	278,886,321	188,927,752	-32.26	768,527,662	275,662,608	-64.13
HONG KONG	285,810	564,479	97.50	758,564	731,532	-3.56
KOREA, DEMOCRATIC PEOPLE'S R	0	294,840	-	0	372,825	-
KOREA, REPUBLIC OF	83,820,795	74,490,173	-11.13	232,032,011	107,622,267	-53.62
TAIWAN	14,465,589	10,648,741	-26.39	39,283,128	15,322,484	-60.99
CHINA	259,828,447	371,068,342	42.81	718,754,524	525,594,261	-26.87
SINGAPORE	112,965,072	69,654,168	-38.34	290,969,951	100,881,696	-65.33
PHILIPPINES	2,822,400	3,265,920	15.71	8,019,526	4,678,994	-41.65
MALAYSIA	2,701,440	26,705,948	888.58	7,307,609	39,378,381	438.87
VIET NAM	3,437,275	13,874,405	303.65	9,447,794	18,757,022	98.53
INDIA	20,945,834	69,733,153	232.92	58,022,583	101,833,529	75.51
PAKISTAN	2,423,228	4,455,354	83.86	6,739,126	6,218,178	-7.73
SRI LANKA	241,919	1,028,160	325.00	705,427	1,607,852	127.93
IRAN (ISLAMIC REPUBLIC OF)	7,156,786	7,197,106	0.56	18,882,896	11,148,153	-40.96
ISRAEL	201,600	1,411,200	600.00	605,475	2,125,770	251.09
TURKEY	30,226,706	23,947,544	-20.77	81,345,272	36,356,488	-55.31
UNITED ARAB EMIRATES	806,400	443,520	-45.00	2,220,549	545,594	-75.43
EGYPT	3,769,920	4,213,440	11.76	11,119,934	6,174,491	-44.47
ALGERIA	405,720	22,680	-94.41	1,184,087	31,864	-97.31
ETHIOPIA	181,440	0	-100.00	424,336	0	-100.00
KENYA	947,518	1,068,480	12.77	2,455,960	1,526,745	-37.84
DJIBOUTI	1,007,999	0	-100.00	2,722,526	0	-100.00
SOUTH AFRICA	19,835,509	18,395,282	-7.26	54,682,067	27,171,408	-50.31
AUSTRALIA	11,551,662	6,551,999	-43.28	31,014,573	9,381,383	-69.75
NEW ZEALAND	1,391,039	201,600	-85.51	3,815,286	289,312	-92.42
EAST TIMOR	0	189,000	-	0	239,558	-
UNITED STATES	474,191,453	252,700,445	-46.71	1,275,318,219	371,069,986	-70.90
CANADA	39,659,000	31,927,895	-19.49	107,951,123	47,373,403	-56.12
MEXICO	15,957,054	5,794,880	-63.68	43,705,199	8,509,670	-80.53
PANAMA	0	100,800	-	0	138,096	-
CUBA	80,640	0	-100.00	231,427	0	-100.00
CHILE	2,237,755	120,959	-94.59	6,005,879	150,335	-97.50
VENEZUELA	6,252,120	4,256,607	-31.92	17,307,618	5,977,516	-65.46
ARGENTINA	13,805,398	16,455,176	19.19	36,989,846	24,144,817	-34.73
BRAZIL	52,743,024	29,344,825	-44.36	146,674,481	44,325,180	-69.78
COLOMBIA	9,157,677	4,190,757	-54.24	24,833,743	6,300,060	-74.63
ECUADOR	4,354,560	3,951,360	-9.26	11,790,082	5,761,299	-51.13
PERU	18,306	0	-100.00	52,904	0	-100.00
EL SALVADOR	100,800	415,800	312.50	311,976	648,964	108.02
COSTA RICA	766,079	987,840	28.95	1,859,178	1,437,306	-22.69

TABEL 5. PERKEMBANGAN EKSPOR INDONESIA MENURUT KOMODITI DAN NEGARA TUJUAN

JENIS BARANG	BERAT BERSIH (KG)		PERUB	NILAI FOB (US \$)		PERUB
	JAN-SEP 2008	JAN-SEP 2009	%	JAN-SEP 2008	JAN-SEP 2009	%
	(1)	(2)	(3)	(4)	(5)	(6)
NORFOLK ISLANDS	0	20,160	-	0	24,696	-
UNITED KINGDOM	11,786,036	9,224,877	-21.73	32,722,562	13,911,298	-57.49
NETHERLANDS	18,599,937	24,544,142	31.96	50,947,999	36,207,811	-28.93
FRANCE	37,108,214	17,039,099	-54.08	99,739,953	25,312,343	-74.62
GERMANY, FED. REP. OF	43,896,735	22,786,673	-48.09	122,269,601	33,855,498	-72.31
AUSTRIA	181,440	0	-100.00	375,780	0	-100.00
BELGIUM	15,745,479	8,709,116	-44.69	42,963,852	12,032,942	-71.99
LUXEMBOURG	1,368,960	2,721,600	98.81	3,734,185	3,800,111	1.77
NORWAY	153,600	0	-100.00	429,504	0	-100.00
SWEDEN	363,080	544,320	49.92	1,083,166	906,098	-16.35
FINLAND	60,480	1,068,480	1,666.67	147,837	1,748,477	1,082.71
IRELAND	417,060	90,720	-78.25	1,139,103	131,251	-88.48
ITALY	15,256,917	6,279,420	-58.84	42,097,022	9,567,071	-77.27
SPAIN	26,607,764	15,962,928	-40.01	72,926,953	23,719,143	-67.48
GREECE	771,120	40,320	-94.77	1,952,499	63,118	-96.77
ANDORRA	0	60,480	-	0	105,840	-
HUNGARY	1,544,758	3,543,120	129.36	3,936,086	4,874,590	23.84
POLAND	17,657,325	8,593,196	-51.33	47,642,983	13,034,795	-72.64
ROMANIA	10,066,556	7,538,579	-25.11	26,941,790	11,606,313	-56.92
BULGARIA	340,200	2,174,760	539.26	1,066,530	3,194,822	199.55
YUGOSLAVIA	246,960	0	-100.00	680,872	0	-100.00
UKRAINE	2,406,222	0	-100.00	6,072,852	0	-100.00
LITHUANIA	2,721,600	7,882,558	189.63	8,066,584	10,998,802	36.35
SLOVENIA	7,791,838	4,926,599	-36.77	21,467,351	7,365,186	-65.69
CZECH REPUBLIC	120,960	0	-100.00	309,533	0	-100.00
RUSSIA FEDERATION	691,812	444,780	-35.71	1,876,265	685,251	-63.48
-CREPE	22,637,891	24,320,224	7.43	60,772,210	37,561,634	-38.19
JAPAN	1,025,997	365,759	-64.35	2,917,393	540,475	-81.47
KOREA, REPUBLIC OF	115,920	35,280	-69.57	329,721	47,217	-85.68
TAIWAN	100,800	141,120	40.00	300,788	202,205	-32.77
CHINA	1,897,039	2,154,236	13.56	4,704,398	3,120,943	-33.66
SINGAPORE	948,788	211,693	-77.69	2,633,929	322,291	-87.76
PHILIPPINES	0	40,320	-	0	55,648	-
MALAYSIA	726,796	985,820	35.64	2,010,521	1,380,309	-31.35
VIET NAM	559,679	2,268,479	305.32	1,405,202	3,257,692	131.83
INDIA	796,320	378,349	-52.49	2,076,449	578,716	-72.13
PAKISTAN	0	100,800	-	0	117,428	-
SRI LANKA	40,320	0	-100.00	118,488	0	-100.00
ISRAEL	262,080	40,320	-84.62	689,673	78,221	-88.66
TURKEY	181,440	221,759	22.22	525,120	294,160	-43.98
UNITED ARAB EMIRATES	0	141,120	-	0	214,387	-
MOROCCO	20,160	0	-100.00	56,851	0	-100.00
SOUTH AFRICA	100,800	20,160	-80.00	280,828	27,000	-90.39
MAURITIUS	443	0	-100.00	1,200	0	-100.00
AUSTRALIA	120,960	141,120	16.67	360,686	214,802	-40.45
UNITED STATES	10,456,968	10,008,461	-4.29	28,224,725	15,757,807	-44.17
CANADA	2,076,480	2,096,640	0.97	5,649,166	3,247,021	-42.52
MEXICO	120,959	100,800	-16.67	327,051	170,704	-47.81
CHILE	0	20,159	-	0	27,653	-
ARGENTINA	161,279	262,080	62.50	438,950	374,094	-14.78
BRAZIL	1,115,279	151,199	-86.44	3,050,951	243,735	-92.01
PERU	20,160	0	-100.00	54,432	0	-100.00
UNITED KINGDOM	80,640	20,160	-75.00	222,163	36,490	-83.58
NETHERLANDS	20,160	1,270	-93.70	54,432	2,085	-96.17
FRANCE	60,496	403,200	566.49	139,632	672,862	381.88
GERMANY, FED. REP. OF	483,840	120,960	-75.00	1,237,394	212,134	-82.86
SWITZERLAND	9	0	-100.00	72	0	-100.00
SWEDEN	0	80,640	-	0	111,888	-
ITALY	221,760	3,344,640	1,408.23	528,625	5,528,452	945.82
SPAIN	231,839	342,720	47.83	666,546	539,085	-19.12
PORTUGAL	120,960	0	-100.00	330,580	0	-100.00
GREECE	20,160	20,160	0.00	59,674	30,018	-49.70
POLAND	45,360	0	-100.00	142,095	0	-100.00
YUGOSLAVIA	282,240	0	-100.00	715,175	0	-100.00
UKRAINE	221,760	0	-100.00	519,300	0	-100.00
LITHUANIA	0	100,800	-	0	156,112	-
-BUNGKIL KELAPA	204,880,276	144,357,916	-29.54	28,380,975	18,956,260	-33.21
JAPAN	334,458	1,034,800	209.40	75,254	167,916	123.13
KOREA, REPUBLIC OF	125,699,928	66,576,872	-47.04	16,495,101	8,485,663	-48.56
TAIWAN	4,937,612	1,024,050	-79.26	437,775	190,911	-56.39
CHINA	60,000	5,571,460	9,185.77	9,747	516,116	5,195.13
SINGAPORE	4,605,836	1,514,218	-67.12	705,836	624,208	-11.56

TABEL 5. PERKEMBANGAN EKSPOR INDONESIA MENURUT KOMODITI DAN NEGARA TUJUAN

JENIS BARANG	BERAT BERSIH (KG)		PERUB	NILAI FOB (US \$)		PERUB
	JAN-SEP 2008	JAN-SEP 2009	%	JAN-SEP 2008	JAN-SEP 2009	%
	(1)	(2)	(3)	(4)	(5)	(6)
MALAYSIA	0	6,342,101	-	0	879,862	-
BRUNEI DARUSSALAM	1,209	0	-100.00	3,049	0	-100.00
VIET NAM	48,544,360	34,141,318	-29.67	7,394,470	3,821,725	-48.32
INDIA	12,000,930	6,484,480	-45.97	1,653,113	740,537	-55.20
PAKISTAN	0	380,000	-	0	67,640	-
SAUDI ARABIA	0	4,250	-	0	3,500	-
UNITED ARAB EMIRATES	0	1	-	0	3	-
AUSTRALIA	37,600	469,023	1,147.40	5,828	72,892	1,150.72
UNITED STATES	36,000	150,196	317.21	12,440	58,470	370.02
UNITED KINGDOM	0	176,520	-	0	38,461	-
NETHERLANDS	8,622,343	20,488,627	137.62	1,588,362	3,288,356	107.03
-DEDAK/BEKATUL	292,432,750	270,349,418	-7.55	51,312,648	36,769,404	-28.34
JAPAN	52,466,690	46,975,569	-10.47	10,081,081	6,666,243	-33.87
HONG KONG	26	0	-100.00	90	0	-100.00
KOREA, REPUBLIC OF	199,781,796	122,761,114	-38.55	34,134,718	17,145,115	-49.77
TAIWAN	256,410	30,680	-88.03	36,415	2,821	-92.25
SINGAPORE	0	319,062	-	0	26,905	-
PHILIPPINES	0	34,298,000	-	0	4,371,812	-
MALAYSIA	0	152	-	0	706	-
VIET NAM	39,927,825	65,964,841	65.21	7,060,343	8,555,802	21.18
UNITED STATES	3	0	-100.00	1	0	-100.00
-LAINNYA	1,911,970,985	1,960,981,868	2.56	271,518,429	129,435,547	-52.33
JAPAN	20,131,529	33,657,821	67.19	5,794,554	4,852,414	-16.26
HONG KONG	2,233,297	7,474	-99.67	285,783	8,434	-97.05
KOREA, REPUBLIC OF	295,758,778	203,675,130	-31.13	41,804,393	15,065,176	-63.96
TAIWAN	2,077,779	634,429	-69.47	530,632	266,039	-49.86
CHINA	8,174,974	86,088,868	953.08	881,523	4,882,580	453.88
THAILAND	14,247,575	47,146,517	230.91	4,096,923	3,535,934	-13.69
SINGAPORE	1,169,887	21,676,714	1,752.89	721,049	1,559,259	116.25
PHILIPPINES	6,141,120	36,355,326	492.00	642,936	2,030,225	215.77
MALAYSIA	7,353,010	5,664,186	-22.97	1,802,482	3,653,501	102.69
MYANMAR (FORM. BURMA)	34,000	0	-100.00	13,666	0	-100.00
BRUNEI DARUSSALAM	20,031	78,108	289.94	18,356	74,126	303.82
VIET NAM	74,879,962	127,692,709	70.53	9,760,035	9,588,499	-1.76
INDIA	1,266,246	2,629,741	107.68	526,298	466,724	-11.32
PAKISTAN	188,548	0	-100.00	67,110	0	-100.00
BANGLADESH	281,105	455,682	62.10	118,686	178,067	50.03
SRI LANKA	20,000	916,000	4,480.00	21,871	1,040,811	4,658.86
IRAQ	125	0	-100.00	1	0	-100.00
IRAN (ISLAMIC REPUBLIC OF)	0	175	-	0	5,070	-
SAUDI ARABIA	41,500,041	2,378	-99.99	5,861,543	1,352	-99.98
JORDAN	280,000	0	-100.00	44,800	0	-100.00
LEBANON	34,500	0	-100.00	38,631	0	-100.00
QATAR	0	1	-	0	27	-
EGYPT	0	654,900	-	0	122,960	-
GHANA	240,360	11,998	-95.01	116,162	8,504	-92.68
NIGERIA	1,069,410	817,260	-23.58	575,438	470,547	-18.23
SOUTH AFRICA	155,999	24,375,000	15,525.10	230,530	1,553,110	573.71
AUSTRALIA	31,214,668	73,053,811	134.04	5,319,156	5,820,096	9.42
NEW ZEALAND	465,640,322	283,526,062	-39.11	63,724,126	14,538,769	-77.18
GUAM	0	150	-	0	3,840	-
EAST TIMOR	0	946	-	0	262	-
UNITED STATES	4,772	137,951	2,790.84	73,967	226,631	206.39
PANAMA	0	398	-	0	33,103	-
UNITED KINGDOM	26,000	18,000	-30.77	34,380	702	-97.96
NETHERLANDS	752,778,414	831,908,029	10.51	107,388,825	49,757,108	-53.67
FRANCE	374,000	1,292,000	245.45	95,370	244,540	156.41
GERMANY, FED. REP. OF	119,703,499	64,405,363	-46.20	16,566,954	3,771,100	-77.24
SWITZERLAND	7,501,769	2,998,730	-60.03	1,006,744	184,930	-81.63
SWEDEN	0	1	-	0	207	-
ITALY	55,729,265	111,100,010	99.36	2,119,030	5,490,900	159.12
UKRAINE	140,000	0	-100.00	79,375	0	-100.00
RUSSIA FEDERATION	1,600,000	0	-100.00	1,157,100	0	-100.00
-MINYAK ATSIRI LAINNYA	3,224,482	3,161,843	-1.94	118,097,835	62,852,616	-46.78
JAPAN	132,984	60,603	-54.43	2,448,589	1,068,614	-56.36
HONG KONG	23,505	26,551	12.96	164,176	163,459	-0.44
KOREA, REPUBLIC OF	25,467	7,595	-70.18	35,705	27,758	-22.26
TAIWAN	474	20,922	4,313.92	13,098	34,896	166.42
CHINA	156,812	72,233	-53.94	1,726,029	762,735	-55.81
THAILAND	17,892	5,390	-69.87	99,560	123,190	23.73
SINGAPORE	828,743	863,904	4.24	30,633,102	14,385,062	-53.04

TABEL 5. PERKEMBANGAN EKSPOR INDONESIA MENURUT KOMODITI DAN NEGARA TUJUAN

JENIS BARANG	BERAT BERSIH (KG)		PERUB	NILAI FOB (US \$)		PERUB
	JAN-SEP 2008	JAN-SEP 2009	%	JAN-SEP 2008	JAN-SEP 2009	%
	(1)	(2)	(3)	(4)	(5)	(6)
PHILIPPINES	4,251	7,390	73.84	97,822	115,512	18.08
MALAYSIA	5,311	2,411	-54.60	51,719	69,870	35.10
BRUNEI DARUSSALAM	0	6	-	0	114	-
VIET NAM	1,900	50	-97.37	2,428	2,713	11.74
MALDIVES	410	666	62.44	3,664	20,787	467.33
INDIA	385,586	444,723	15.34	8,891,765	6,669,513	-24.99
PAKISTAN	8,400	27,322	225.26	51,065	613,346	1,101.11
SRI LANKA	391	21	-94.63	8,733	1,932	-77.88
SAUDI ARABIA	1,000	654	-34.60	9,385	15,000	59.83
TURKEY	16,200	47,729	194.62	166,594	482,204	189.45
UNITED ARAB EMIRATES	46,180	74,804	61.98	3,394,516	2,206,803	-34.99
BAHRAIN	0	50	-	0	7,275	-
EGYPT	1,000	800	-20.00	107,700	28,300	-73.72
GUINEA	18	0	-100.00	190	0	-100.00
NIGERIA	0	3,842	-	0	5,976	-
BENIN	2,980	0	-100.00	20,662	0	-100.00
SOUTH AFRICA	4,182	2,732	-34.67	43,670	25,480	-41.65
AUSTRALIA	2,393	4,632	93.56	41,354	71,917	73.91
NEW ZEALAND	762	228	-70.08	7,517	5,079	-32.43
GUAM	257	0	-100.00	4,212	0	-100.00
EAST TIMOR	0	5,430	-	0	743	-
UNITED STATES	726,059	480,380	-33.84	23,698,402	10,262,751	-56.69
CANADA	2,841	4,987	75.54	45,056	64,300	42.71
MEXICO	49,891	55,224	10.69	661,125	517,148	-21.78
ARGENTINA	230	5,316	2,211.30	30,980	11,490	-62.91
BRAZIL	16,837	16,543	-1.75	157,817	261,707	65.83
COLOMBIA	0	3,331	-	0	31,972	-
URUGUAY	0	1,452	-	0	73,389	-
UNITED KINGDOM	52,323	64,867	23.97	3,742,588	1,804,886	-51.77
NETHERLANDS	144,887	198,158	36.77	9,972,384	6,555,654	-34.26
FRANCE	187,099	219,827	17.49	10,085,921	5,228,282	-48.16
GERMANY, FED. REP. OF	138,289	101,766	-26.41	8,618,083	2,972,205	-65.51
AUSTRIA	0	7	-	0	150	-
BELGIUM	551	8	-98.55	29,953	502	-98.32
SWITZERLAND	125,476	210,155	67.49	9,770,654	6,044,764	-38.13
NORWAY	78	0	-100.00	3,261	0	-100.00
FINLAND	0	50	-	0	4,800	-
IRELAND	49	1	-97.96	525	125	-76.19
ITALY	40,788	38,693	-5.14	783,091	460,735	-41.16
SPAIN	57,586	80,390	39.60	2,449,840	1,649,478	-32.67
ROMANIA	14,400	0	-100.00	24,900	0	-100.00
-WANGI-WANGIAN DARI MINYAK AT	48,432,498	49,364,155	1.92	173,107,300	181,613,811	4.91
JAPAN	2,006,921	2,022,706	0.79	9,131,868	9,593,748	5.06
HONG KONG	1,264,825	1,340,688	6.00	13,037,895	14,044,118	7.72
KOREA, DEMOCRATIC PEOPLE'S R	0	6,691	-	0	7,852	-
KOREA, REPUBLIC OF	184,329	141,270	-23.36	1,450,476	1,097,387	-24.34
TAIWAN	3,501,848	3,431,756	-2.00	4,359,300	4,771,624	9.46
CHINA	905,654	584,901	-35.42	2,185,919	2,008,229	-8.13
MONGOLIA	15,481	5,545	-64.18	37,625	16,070	-57.29
MACAU	675	0	-100.00	9,662	0	-100.00
PAPUA NEW GUINEA	291,985	368,665	26.26	704,930	786,052	11.51
THAILAND	5,247,420	4,880,143	-7.00	27,106,419	27,057,422	-0.18
SINGAPORE	2,131,943	2,544,255	19.34	12,338,251	15,115,460	22.51
PHILIPPINES	2,286,220	4,258,101	86.25	14,636,783	18,158,899	24.06
MALAYSIA	7,208,624	7,645,469	6.06	21,472,773	22,939,694	6.83
MYANMAR (FORM. BURMA)	191,272	100,970	-47.21	1,123,351	531,683	-52.67
CAMBODIA	4,322	31,085	619.23	32,833	49,983	52.23
BRUNEI DARUSSALAM	373,820	387,709	3.72	1,478,634	1,605,059	8.55
NEPAL	45,131	13,339	-70.44	60,776	16,597	-72.69
VIET NAM	971,627	877,739	-9.66	8,197,150	7,563,704	-7.73
MALDIVES	414,261	378,241	-8.70	890,381	775,606	-12.89
INDIA	1,320,641	1,178,573	-10.76	3,529,753	2,952,102	-16.37
PAKISTAN	948,765	901,798	-4.95	2,584,332	3,693,524	42.92
BANGLADESH	56,630	86,050	51.95	135,034	284,862	110.96
SRI LANKA	53,658	228,512	325.87	109,427	185,168	69.22
IRAQ	9,430	41,485	339.93	21,916	99,413	353.61
IRAN (ISLAMIC REPUBLIC OF)	136,940	219,553	60.33	416,220	702,335	68.74
SAUDI ARABIA	501,115	731,858	46.05	1,017,345	1,180,380	16.03
KUWAIT	4,615	4,532	-1.80	40,403	58,658	45.18
JORDAN	42,232	75,845	79.59	134,572	202,546	50.51
LEBANON	19,108	15,682	-17.93	64,495	51,045	-20.85
YEMEN	709,422	1,140,155	60.72	1,458,049	2,405,176	64.96
OMAN	979	3	-99.69	5,167	44	-99.15

TABEL 5. PERKEMBANGAN EKSPOR INDONESIA MENURUT KOMODITI DAN NEGARA TUJUAN

JENIS BARANG	BERAT BERSIH (KG)		PERUB	NILAI FOB (US \$)		PERUB
	JAN-SEP 2008	JAN-SEP 2009	%	JAN-SEP 2008	JAN-SEP 2009	%
(1)	(2)	(3)	(4)	(5)	(6)	(7)
SYRIA ARAB REPUBLIC	3,979	0	-100.00	41,006	0	-100.00
TURKEY	94	67	-28.72	2,647	27	-98.98
UNITED ARAB EMIRATES	8,424,376	6,810,658	-19.16	23,822,465	20,761,628	-12.85
QATAR	5,718	8,813	54.13	60,415	76,591	26.77
BAHRAIN	148	1,008	581.08	899	5,227	481.42
CYPRUS	16,066	9,614	-40.16	61,305	34,052	-44.45
EGYPT	26,092	30,588	17.23	164,140	173,790	5.88
LIBYAN ARAB JAMAHIRIYA	139,285	217,275	55.99	415,471	764,401	83.98
MOROCCO	825	7,404	797.45	14,900	89,627	501.52
TUNISIA	0	391	-	0	1,036	-
ALGERIA	0	10,078	-	0	28,650	-
SUDAN	97,669	33,622	-65.58	512,476	96,422	-81.19
NAMIBIA	159,120	37,800	-76.24	272,000	62,318	-77.09
ETHIOPIA	0	19	-	0	10	-
TANZANIA, UNITED REPUBLIC OF	453,551	620,725	36.86	727,677	1,247,845	71.48
MADAGASCAR	116,795	99,273	-15.00	40,337	45,525	12.86
SOMALIA	0	66,290	-	0	113,181	-
KENYA	1,264,056	836,929	-33.79	2,307,843	1,588,926	-31.15
REUNION	4,681	1,564	-66.59	12,063	1,274	-89.44
MOZAMBIQUE	1,951	0	-100.00	7,003	0	-100.00
EQUATORIAL GUINEA	6,556	22,858	248.66	12,384	48,457	291.29
TOGO	0	8,160	-	0	46,650	-
GHANA	307,008	340,306	10.85	783,232	2,464,437	214.65
LIBERIA	1,642	1,346	-18.03	1,923	1,596	-17.00
GUINEA	24,098	34,277	42.24	70,447	12,770	-81.87
ANGOLA	160,943	226,800	40.92	267,772	369,443	37.97
CAMEROON	27,856	11,663	-58.13	59,888	28,167	-52.97
NIGERIA	1,522,532	762,731	-49.90	3,168,940	1,775,521	-43.97
SIERRA LEONE	6,596	0	-100.00	25,158	0	-100.00
GABON	25,265	26,317	4.16	64,955	67,480	3.89
COTE D'IVOIRE	22,588	7,378	-67.34	40,821	12,791	-68.67
SENEGAL	391,597	452,436	15.54	369,469	405,329	9.71
BENIN	288,514	319,467	10.73	646,489	843,604	30.49
BURKINA FASO	8,923	7,104	-20.39	15,860	9,081	-42.74
GAMBIA	12,832	13,691	6.69	28,962	36,693	26.69
SEYCHELLES	26,283	30,839	17.33	53,518	84,570	58.02
UGANDA	169,334	487,517	187.90	340,810	937,084	174.96
NIGER	400	0	-100.00	725	0	-100.00
CHAD	17,636	1,469	-91.67	29,664	1,828	-93.84
DJIBOUTI	257,179	279,442	8.66	286,210	452,265	58.02
SAO TOME AND PRINCIPE	26,927	318	-98.82	56,503	925	-98.36
SOUTH AFRICA	125,465	63,834	-49.12	449,156	355,416	-20.87
ZIMBABWE	0	1,631	-	0	5,613	-
ZAMBIA	7,616	0	-100.00	32,961	0	-100.00
COMOROS	388	0	-100.00	1,471	0	-100.00
MAURITIUS	109,314	149,953	37.18	306,846	365,601	19.15
RWANDA	0	20,780	-	0	38,460	-
AUSTRALIA	260,643	128,257	-50.79	845,275	513,793	-39.22
NEW ZEALAND	10,419	16,097	54.50	76,970	138,123	79.45
MICRONESIA, FEDERATED STATES	3,572	2,377	-33.45	6,432	4,329	-32.70
GUAM	2,233	765	-65.74	19,359	1,642	-91.52
PALAU	30	259	763.33	1,064	5,113	380.55
NEW CALEDONIA	616	1,244	101.95	1,091	2,535	132.36
NORTHERN MARIANA ISLANDS	224	14,152	6,217.86	542	44,136	8,043.17
SAINT VINCENT AND THE GRENAD	0	1,113	-	0	1,265	-
VANUATU	78,468	32,280	-58.86	106,309	54,908	-48.35
WALLIS AND FUTUNA ISLANDS	4,056	3,667	-9.59	11,192	10,856	-3.00
AMERICAN SAMOA	282	472	67.38	1,116	2,940	163.44
COOK ISLANDS	1,582	249	-84.26	3,693	285	-92.28
FIJI	113,220	91,023	-19.61	311,164	277,522	-10.81
KIRIBATI	22,874	8,502	-62.83	37,121	24,350	-34.40
SAMOA	32,496	25,969	-20.09	57,128	44,756	-21.66
SOLOMON ISLANDS	64,501	41,981	-34.91	137,066	185,825	35.57
TONGA	40,328	59,458	47.44	75,726	83,179	9.84
TUVALU	696	213	-69.40	1,669	565	-66.15
EAST TIMOR	635,214	1,549,694	143.96	783,244	1,897,802	142.30
UNITED STATES	226,073	288,987	27.83	822,799	1,063,660	29.27
CANADA	823	16,210	1,869.62	2,158	17,226	698.24
MEXICO	1,833	3,111	69.72	142,713	144,731	1.41
PANAMA	23,650	0	-100.00	31,625	0	-100.00
SURINAME	9,633	9,765	1.37	29,795	30,377	1.95
CHILE	9,465	8,909	-5.87	34,024	18,364	-46.03
ARGENTINA	150	224	49.33	2,840	2,022	-28.80
BRAZIL	150	621	314.00	945	22,007	2,228.78

TABEL 5. PERKEMBANGAN EKSPOR INDONESIA MENURUT KOMODITI DAN NEGARA TUJUAN

JENIS BARANG	BERAT BERSIH (KG)		PERUB	NILAI FOB (US \$)		PERUB
	JAN-SEP 2008	JAN-SEP 2009	%	JAN-SEP 2008	JAN-SEP 2009	%
	(1)	(2)	(3)	(4)	(5)	(6)
COLOMBIA	420	28	-93.33	4,900	1,995	-59.29
BOLIVIA	5,009	0	-100.00	6,330	0	-100.00
ECUADOR	0	17,000	-	0	19,715	-
TRINIDAD AND TOBAGO	0	2,518	-	0	2,939	-
BAHAMAS	91	0	-100.00	983	0	-100.00
PUERTO RICO	0	21	-	0	128	-
BELIZE	36,737	25,404	-30.85	145,879	148,979	2.13
DOMINICAN REPUBLIC	0	262	-	0	371	-
COSTA RICA	143	0	-100.00	287	0	-100.00
HAITI	0	12,600	-	0	23,625	-
BARBADOS	6,008	17,298	187.92	9,022	35,062	288.63
ARUBA	324	0	-100.00	9,271	0	-100.00
BERMUDA	846	107	-87.35	15,170	182	-98.80
FRENCH POLYNESIA	8	1,822	22,675.00	41	4,386	10,597.56
MARTINIQUE	53	510	862.26	183	759	314.75
NETHERLANDS ANTILLES	1	3,377	337,600.00	2	19,662	983,000.00
TURKS AND CAICOS ISLANDS	0	22	-	0	84	-
GUADELOUPE	30	4	-86.67	61	11	-81.97
UNITED KINGDOM	557,346	431,445	-22.59	2,085,473	1,641,842	-21.27
NETHERLANDS	164,513	133,486	-18.86	402,917	907,550	125.24
FRANCE	294,013	214,536	-27.03	2,043,758	1,633,479	-20.07
GERMANY, FED. REP. OF	9,081	2,153	-76.29	37,696	10,570	-71.96
AUSTRIA	97	139	43.30	5,096	5,367	5.32
BELGIUM	32,884	97,641	196.93	75,237	209,752	178.79
SWITZERLAND	1,651	3,559	115.57	14,564	42,534	192.05
DENMARK	56	10	-82.14	44	38	-13.64
NORWAY	272	241	-11.40	5,254	3,793	-27.81
SWEDEN	99,508	683	-99.31	100,856	4,363	-95.67
FINLAND	0	654	-	0	3,784	-
IRELAND	500	1	-99.80	38,590	10	-99.97
ITALY	182,807	158,679	-13.20	342,911	308,397	-10.07
SPAIN	12,736	4,315	-66.12	108,339	58,532	-45.97
PORTUGAL	34,425	50	-99.85	37,156	3,055	-91.78
MONTSERRAT	0	5,929	-	0	8,415	-
GREECE	45,414	33,588	-26.04	108,795	92,541	-14.94
DEMOCRATIC REPUBLIC OF THE C	118,415	45,151	-61.87	237,508	74,343	-68.70
HUNGARY	11,183	2	-99.98	27,723	4	-99.99
POLAND	27	5	-81.48	282	54	-80.85
ROMANIA	927	274	-70.44	19,729	7,201	-63.50
BULGARIA	1,291	358	-72.27	20,380	4,204	-79.37
YUGOSLAVIA	16	0	-100.00	24	0	-100.00
TURKMENISTAN	5,147	0	-100.00	18,069	0	-100.00
UKRAINE	46,988	34,474	-26.63	103,161	128,158	24.23
LITHUANIA	359	0	-100.00	3,887	0	-100.00
LATVIA	40,938	0	-100.00	92,335	0	-100.00
ESTONIA	300	0	-100.00	3,094	0	-100.00
CROATIA	445	0	-100.00	332	0	-100.00
MALTA	5,215	11,634	123.09	8,422	15,609	85.34
SLOVENIA	135	331	145.19	595	490	-17.65
CZECH REPUBLIC	141	136	-3.55	11,444	4,693	-58.99
RUSSIA FEDERATION	60,976	92,355	51.46	69,890	186,073	166.24
ROTAN OLAHAN	24,540,793	22,738,793	-7.34	23,842,793	22,822,209	-4.28
JAPAN	20,832	54,045	159.43	36,962	102,034	176.05
HONG KONG	1,567,979	837,208	-46.61	1,461,225	827,986	-43.34
KOREA, REPUBLIC OF	9,684	103,488	968.65	7,840	34,577	341.03
TAIWAN	228,973	408,120	78.24	212,839	268,746	26.27
CHINA	17,997,108	17,186,568	-4.50	15,170,397	16,048,410	5.79
THAILAND	568,085	537,841	-5.32	581,698	516,909	-11.14
SINGAPORE	2,121,742	1,770,701	-16.54	2,406,739	2,133,933	-11.34
MALAYSIA	454,639	382,080	-15.96	338,733	438,173	29.36
BRUNEI DARUSSALAM	0	2	-	0	5	-
VIET NAM	0	33,100	-	0	43,036	-
MALDIVES	38	25	-34.21	60	60	0.00
INDIA	320,418	248,174	-22.55	338,607	242,448	-28.40
PAKISTAN	6,000	36,000	500.00	4,740	14,205	199.68
SRI LANKA	98,253	64,854	-33.99	130,413	76,701	-41.19
IRAQ	30,160	0	-100.00	12,567	0	-100.00
SAUDI ARABIA	116,201	157,122	35.22	122,020	55,043	-54.89
KUWAIT	3,851	18,771	387.43	2,920	14,900	410.27
JORDAN	49,689	88,077	77.26	63,099	101,160	60.32
LEBANON	0	2,097	-	0	2,750	-
SYRIA ARAB REPUBLIC	30,698	54,310	76.92	32,359	61,211	89.16
TURKEY	6,169	38,638	526.33	14,142	63,349	347.95

TABEL 5. PERKEMBANGAN EKSPOR INDONESIA MENURUT KOMODITI DAN NEGARA TUJUAN

JENIS BARANG	BERAT BERSIH (KG)		PERUB	NILAI FOB (US \$)		PERUB
	JAN-SEP 2008	JAN-SEP 2009	%	JAN-SEP 2008	JAN-SEP 2009	%
	(1)	(2)	(3)	(4)	(5)	(6)
UNITED ARAB EMIRATES	2,409	1,131	-53.05	13,757	15,746	14.46
QATAR	286	0	-100.00	2,016	0	-100.00
CYPRUS	11,975	5,227	-56.35	39,406	23,436	-40.53
MOROCCO	0	6,299	-	0	16,253	-
TUNISIA	0	3,495	-	0	9,520	-
REUNION	17,243	0	-100.00	20,657	0	-100.00
SOUTH AFRICA	44,102	85,252	93.31	62,616	95,963	53.26
MAURITIUS	14,864	5,850	-60.64	8,076	13,683	69.43
VIRGIN ISLANDS (BRITISH)	445	0	-100.00	2,555	0	-100.00
AUSTRALIA	35,927	40,364	12.35	195,600	124,714	-36.24
NEW ZEALAND	16,157	19,376	19.92	34,659	47,783	37.87
GUAM	1,090	86	-92.11	3,719	933	-74.91
NEW CALEDONIA	2,936	612	-79.16	8,831	3,182	-63.97
VANUATU	0	630	-	0	998	-
TONGA	236	0	-100.00	179	0	-100.00
EAST TIMOR	301	36	-88.04	64	5	-92.19
UNITED STATES	154,181	72,081	-53.25	610,537	315,014	-48.40
CANADA	13,338	5,274	-60.46	26,046	11,673	-55.18
MEXICO	13,813	0	-100.00	31,356	0	-100.00
CHILE	0	917	-	0	6,590	-
ARGENTINA	11,185	3,940	-64.77	19,843	6,717	-66.15
BRAZIL	1,964	160	-91.85	19,328	233	-98.79
COLOMBIA	7,195	1,524	-78.82	10,475	3,647	-65.18
URUGUAY	117	0	-100.00	252	0	-100.00
PERU	655	0	-100.00	6,624	0	-100.00
BAHAMAS	9,498	10,674	12.38	43,490	44,628	2.62
PUERTO RICO	9,159	0	-100.00	20,242	0	-100.00
DOMINICAN REPUBLIC	13,177	231	-98.25	50,636	330	-99.35
COSTA RICA	12,999	0	-100.00	32,619	0	-100.00
FRENCH POLYNESIA	79	111	40.51	887	289	-67.42
UNITED KINGDOM	49,510	10,565	-78.66	362,664	37,382	-89.69
NETHERLANDS	7,145	4,253	-40.48	18,075	27,537	52.35
FRANCE	67,246	47,329	-29.62	187,394	62,960	-66.40
GERMANY, FED. REP. OF	145,736	223,887	53.63	318,413	467,234	46.74
AUSTRIA	0	5,500	-	0	7,150	-
BELGIUM	91,055	10,914	-88.01	222,775	23,893	-89.27
SWITZERLAND	555	291	-47.57	3,737	2,592	-30.64
DENMARK	0	169	-	0	466	-
NORWAY	383	448	16.97	506	1,925	280.43
SWEDEN	2,238	0	-100.00	16,434	0	-100.00
FINLAND	8,000	3,913	-51.09	6,320	169	-97.33
IRELAND	74	317	328.38	187	794	324.60
ITALY	11,116	10,528	-5.29	69,408	45,362	-34.64
SPAIN	34,177	37,855	10.76	136,058	98,106	-27.89
PORTUGAL	604	48	-92.05	1,365	14	-98.97
GREECE	3,397	171	-94.97	1,590	1,320	-16.98
HUNGARY	3,438	7	-99.80	4,250	16	-99.62
POLAND	0	6,231	-	0	9,970	-
UKRAINE	54,790	29,642	-45.90	191,702	87,901	-54.15
SLOVAKIA	6,000	5,824	-2.93	8,461	16,601	96.21
CZECH REPUBLIC	3,930	16,053	308.47	3,130	19,076	509.46
RUSSIA FEDERATION	25,549	40,357	57.96	88,494	124,768	40.99
-MINYAK KELAPA SAWIT	9,737,972,575	11,411,040,390	17.18	9,614,069,847	6,828,934,152	-28.97
JAPAN	542,101	13,063,631	2,309.81	721,835	10,398,859	1,340.61
HONG KONG	21,996,884	265,045	-98.80	24,363,663	156,268	-99.36
KOREA, REPUBLIC OF	9,997,841	1,924,988	-80.75	9,609,275	1,080,541	-88.76
TAIWAN	796,967	781,993	-1.88	978,068	663,515	-32.16
CHINA	1,206,724,582	1,937,368,144	60.55	1,197,433,354	1,178,522,053	-1.58
PAPUA NEW GUINEA	2,040,337	1,500,037	-26.48	2,804,419	1,479,162	-47.26
THAILAND	19,193,000	10,866,352	-43.38	19,336,795	4,163,136	-78.47
SINGAPORE	389,122,862	475,572,578	22.22	382,098,192	274,636,346	-28.12
PHILIPPINES	19,373,300	13,348,121	-31.10	24,947,452	14,022,067	-43.79
MALAYSIA	474,193,915	753,420,805	58.88	458,362,969	431,393,121	-5.88
MYANMAR (FORM. BURMA)	124,362,183	90,101,761	-27.55	127,930,316	58,079,337	-54.60
CAMBODIA	234,184	364,654	55.71	322,035	297,932	-7.48
BRUNEI DARUSSALAM	773,523	488,853	-36.80	1,078,349	525,970	-51.22
VIET NAM	150,077,863	155,798,104	3.81	153,777,747	93,120,248	-39.44
MALDIVES	1,214,195	554,435	-54.34	1,868,014	522,872	-72.01
INDIA	3,236,194,239	3,821,841,327	18.10	3,156,850,458	2,246,785,328	-28.83
PAKISTAN	346,141,193	168,409,308	-51.35	352,001,495	109,017,697	-69.03
BANGLADESH	355,398,157	557,660,268	56.91	388,212,140	363,306,552	-6.42
SRI LANKA	40,825,612	3,300,000	-91.92	35,669,436	2,091,000	-94.14
AFGHANISTAN	0	6,907,147	-	0	5,860,483	-

TABEL 5. PERKEMBANGAN EKSPOR INDONESIA MENURUT KOMODITI DAN NEGARA TUJUAN

JENIS BARANG	BERAT BERSIH (KG)		PERUB	NILAI FOB (US \$)		PERUB
	JAN-SEP 2008	JAN-SEP 2009	%	JAN-SEP 2008	JAN-SEP 2009	%
	(1)	(2)	(3)	(4)	(5)	(6)
IRAQ	3,468,960	0	-100.00	4,374,743	0	-100.00
IRAN (ISLAMIC REPUBLIC OF)	257,415,904	116,891,050	-54.59	259,861,252	77,172,870	-70.30
SAUDI ARABIA	151,707,192	156,274,702	3.01	150,924,072	108,948,233	-27.81
ISRAEL	75,204	199,867	165.77	100,179	153,494	53.22
KUWAIT	16,818	0	-100.00	15,888	0	-100.00
JORDAN	188,498,516	33,852,959	-82.04	191,015,254	19,832,046	-89.62
YEMEN	5,329,577	8,108,846	52.15	6,744,373	5,668,478	-15.95
OMAN	2,998,000	4,949,778	65.10	3,072,950	3,756,882	22.26
SYRIA ARAB REPUBLIC	11,496,000	3,000,000	-73.90	12,377,820	2,054,750	-83.40
TURKEY	74,080,993	19,378,833	-73.84	71,785,015	12,353,336	-82.79
UNITED ARAB EMIRATES	885,144	45,839,670	5,078.78	1,201,037	31,576,418	2,529.10
BAHRAIN	0	41,720	-	0	33,210	-
CYPRUS	1,499,828	0	-100.00	1,154,868	0	-100.00
EGYPT	287,937,618	330,105,092	14.64	276,069,542	214,624,527	-22.26
LIBYAN ARAB JAMAHIRIYA	0	19,710	-	0	20,745	-
TUNISIA	41,577,632	24,549,490	-40.96	43,680,482	15,230,672	-65.13
ALGERIA	114,049,372	33,177,714	-70.91	131,008,385	19,182,257	-85.36
SUDAN	56,052	40,240	-28.21	56,061	31,521	-43.77
ERITREA	36,754	36,754	0.00	52,884	32,680	-38.20
NAMIBIA	49,627	0	-100.00	83,853	0	-100.00
ETHIOPIA	0	121,077	-	0	95,092	-
TANZANIA, UNITED REPUBLIC OF	14,566,960	22,940,527	57.48	13,606,409	12,960,233	-4.75
MADAGASCAR	3,554,600	284,746	-91.99	3,242,793	180,356	-94.44
SOMALIA	0	112,212	-	0	79,467	-
KENYA	2,011,589	806,240	-59.92	2,489,942	618,613	-75.16
MOZAMBIQUE	5,172,147	90,650	-98.25	5,488,655	45,325	-99.17
EQUATORIAL GUINEA	74,771	182,643	144.27	96,441	179,612	86.24
TOGO	6,156,275	1,213,767	-80.28	7,419,014	1,051,693	-85.82
GHANA	16,745,347	14,132,715	-15.60	19,902,547	11,199,792	-43.73
LIBERIA	765,778	256,360	-66.52	854,557	191,557	-77.58
GUINEA	11,294,670	107,910	-99.04	12,188,939	88,471	-99.27
ANGOLA	7,228,920	15,469,086	113.99	7,697,585	12,089,849	57.06
CONGO	2,110,389	1,964,868	-6.90	2,438,953	1,481,147	-39.27
CAMEROON	3,747,419	2,823,779	-24.65	4,108,762	2,176,584	-47.03
NIGERIA	187,803	14,563,459	7,654.65	335,948	9,098,723	2,608.37
SIERRA LEONE	593,524	770,492	29.82	733,739	588,021	-19.86
GABON	572,890	2,303,610	302.10	823,715	2,204,528	167.63
COTE D'IVOIRE	30,428,518	14,724,458	-51.61	32,822,452	9,137,722	-72.16
SENEGAL	426,430	2,622,690	515.03	525,721	2,228,861	323.96
MAURITANIA	721,903	3,071,821	325.52	1,012,523	1,955,438	93.13
MALI	16,545	290,016	1,652.89	26,849	211,056	686.09
BENIN	5,022,498	11,806,941	135.08	7,132,194	9,317,018	30.63
BURKINA FASO	135,936	0	-100.00	121,500	0	-100.00
GUINEA BISSAU	3,055,110	1,717,829	-43.77	3,226,932	1,485,325	-53.97
GAMBIA	2,297,820	15,864,912	590.43	2,525,325	12,218,748	383.85
SEYCHELLES	0	78,840	-	0	67,561	-
DJIBOUTI	2,727,610	3,176,831	16.47	3,032,559	2,423,736	-20.08
SAO TOME AND PRINCIPE	95,025	0	-100.00	115,500	0	-100.00
SOUTH AFRICA	103,299,873	96,877,532	-6.22	101,291,763	55,866,994	-44.85
ZAMBIA	84,960	0	-100.00	75,937	0	-100.00
COMOROS	391,758	73,297	-81.29	588,083	78,566	-86.64
MAURITIUS	97,570	2,018,542	1,968.81	130,277	1,174,067	801.21
AUSTRALIA	5,999,838	77,108	-98.71	7,451,799	70,789	-99.05
NEW ZEALAND	0	84,090	-	0	67,261	-
MICRONESIA, FEDERATED STATES	61,884	156,521	152.93	110,340	172,855	56.66
NORTHERN MARIANA ISLANDS	16,201	47,777	194.90	21,956	46,845	113.36
VANUATU	409,247	149,511	-63.47	663,790	160,245	-75.86
AMERICAN SAMOA	0	75,391	-	0	79,544	-
COOK ISLANDS	14,220	0	-100.00	21,093	0	-100.00
FIJI	354,005	590,376	66.77	554,803	590,314	6.40
KIRIBATI	57,423	61,378	6.89	83,746	61,916	-26.07
MARSHALL ISLANDS	0	17,722	-	0	19,326	-
SAMOA	755,534	642,756	-14.93	1,184,834	693,178	-41.50
SOLOMON ISLANDS	30,010	174,325	480.89	44,628	175,657	293.60
TONGA	68,393	221,331	223.62	114,394	247,601	116.45
TUVALU	38,478	13,521	-64.86	66,369	19,944	-69.95
EAST TIMOR	1,002,654	3,752,254	274.23	1,497,014	4,130,403	175.91
UNITED STATES	67,454,322	39,138,288	-41.98	62,306,453	23,792,649	-61.81
PANAMA	200,064	5,249,853	2,524.09	300,686	2,293,876	662.88
SURINAME	0	129,492	-	0	100,659	-
CHILE	0	1,500,000	-	0	810,330	-
BRAZIL	73,314,623	64,372,960	-12.20	75,417,658	37,607,499	-50.13
URUGUAY	0	753,860	-	0	630,608	-
PARAGUAY	0	25,000	-	0	18,980	-

TABEL 5. PERKEMBANGAN EKSPOR INDONESIA MENURUT KOMODITI DAN NEGARA TUJUAN

JENIS BARANG	BERAT BERSIH (KG)		PERUB	NILAI FOB (US \$)		PERUB
	JAN-SEP 2008	JAN-SEP 2009	%	JAN-SEP 2008	JAN-SEP 2009	%
	(1)	(2)	(3)	(4)	(5)	(6)
TRINIDAD AND TOBAGO	0	77,618	-	0	63,457	-
HAITI	0	4,756,736	-	0	2,874,655	-
UNITED KINGDOM	752,031	6,025,000	701.16	747,307	3,282,025	339.18
NETHERLANDS	801,222,229	912,872,521	13.93	748,020,521	522,646,203	-30.13
FRANCE	8,766,734	0	-100.00	10,105,588	0	-100.00
GERMANY, FED. REP. OF	266,912,259	332,000,031	24.39	252,016,733	184,588,225	-26.76
BELGIUM	21,042	0	-100.00	22,094	0	-100.00
SWITZERLAND	0	2,000,000	-	0	1,352,000	-
DENMARK	14,000,009	17,849,587	27.50	11,828,513	10,881,526	-8.01
SWEDEN	3,533,081	21,999,154	522.66	4,357,976	12,901,415	196.04
ITALY	300,681,795	449,102,633	49.36	288,615,816	233,960,318	-18.94
SPAIN	69,263,770	207,029,736	198.90	69,390,855	130,856,232	88.58
PORTUGAL	19,011,265	26,938,342	41.70	19,982,332	15,201,691	-23.92
GREECE	33,093,981	52,212,358	57.77	33,579,243	30,403,652	-9.46
DEMOCRATIC REPUBLIC OF THE C	22,650,413	22,708,466	0.26	23,191,867	14,434,417	-37.76
POLAND	189,000	165,000	-12.70	216,930	139,377	-35.75
ROMANIA	21,870	1,151,350	5,164.52	24,451	881,699	3,505.98
BULGARIA	37,124,215	0	-100.00	39,835,493	0	-100.00
KAZAKHSTAN	62,748	62,730	-0.03	77,557	52,663	-32.10
UKRAINE	235,999,410	201,222,209	-14.74	224,991,487	124,297,070	-44.75
CROATIA	0	43,354	-	0	41,852	-
BOSNIA AND HERZEGOVINA	3,700,000	0	-100.00	3,441,000	0	-100.00
RUSSIA FEDERATION	7,223,060	15,118,225	109.30	7,784,237	10,996,435	41.27
-MINYAK BIJI KELAPA SAWIT	941,708,097	1,195,831,185	26.99	1,100,918,434	740,792,004	-32.71
JAPAN	6,000,000	109,240	-98.18	6,273,750	110,444	-98.24
KOREA, REPUBLIC OF	0	49	-	0	84	-
CHINA	175,401,219	268,418,851	53.03	193,608,646	160,798,406	-16.95
THAILAND	0	7,200,000	-	0	4,937,600	-
SINGAPORE	6,234,897	6,908,010	10.80	6,526,133	5,025,994	-22.99
PHILIPPINES	0	1,960,000	-	0	1,097,600	-
MALAYSIA	198,371,114	226,387,542	14.12	232,864,648	139,324,579	-40.17
MYANMAR (FORM. BURMA)	0	1,218,723	-	0	874,443	-
INDIA	80,900,646	143,668,768	77.59	91,470,879	91,289,871	-0.20
PAKISTAN	4,019,890	6,245,152	55.36	4,605,947	4,450,238	-3.38
BANGLADESH	4,015,000	5,106,350	27.18	5,288,440	3,100,324	-41.38
SRI LANKA	2,009,523	1,000,000	-50.24	2,567,794	857,500	-66.61
IRAN (ISLAMIC REPUBLIC OF)	1,176,055	0	-100.00	1,258,378	0	-100.00
SAUDI ARABIA	1,200,630	800,370	-33.34	1,229,209	558,667	-54.55
JORDAN	5,800,000	193,302	-96.67	7,813,000	160,089	-97.95
OMAN	0	199,864	-	0	130,910	-
TURKEY	17,784,063	10,654,840	-40.09	20,245,793	7,076,114	-65.05
EGYPT	9,799,844	10,099,905	3.06	11,747,717	6,061,694	-48.40
MOROCCO	2,099,900	0	-100.00	2,968,590	0	-100.00
TUNISIA	2,449,890	1,246,000	-49.14	2,859,628	692,645	-75.78
ALGERIA	200,130	1,388,532	593.82	280,586	870,595	210.28
TANZANIA, UNITED REPUBLIC OF	0	499,999	-	0	304,250	-
MOZAMBIQUE	0	55,566	-	0	31,537	-
CONGO	0	128,196	-	0	89,756	-
NIGERIA	0	2,500,000	-	0	1,648,500	-
COTE D'IVOIRE	919,999	1,000,000	8.70	1,180,000	647,500	-45.13
SENEGAL	300,000	0	-100.00	317,250	0	-100.00
MAURITANIA	0	150,000	-	0	76,125	-
BENIN	0	63,560	-	0	34,322	-
SOUTH AFRICA	11,220,322	7,647,000	-31.85	14,406,442	4,843,010	-66.38
MALAWI	0	332,250	-	0	174,432	-
UNITED STATES	25,100,299	40,199,998	60.16	26,939,240	20,741,000	-23.01
ARGENTINA	0	24,750	-	0	22,799	-
BRAZIL	47,317,789	61,721,780	30.44	57,726,049	47,253,014	-18.14
NETHERLANDS	261,805,533	251,180,741	-4.06	314,895,266	145,624,990	-53.75
GERMANY, FED. REP. OF	8,220,120	18,043,039	119.50	9,069,198	11,525,284	27.08
SWEDEN	0	490,970	-	0	336,805	-
ITALY	12,641,479	17,726,719	40.23	16,495,159	11,187,001	-32.18
SPAIN	8,333,802	12,599,803	51.19	10,013,248	7,757,910	-22.52
PORTUGAL	704,000	1,169,964	66.19	778,562	755,231	-3.00
GREECE	4,736,181	10,544,645	122.64	5,090,503	7,707,859	51.42
DEMOCRATIC REPUBLIC OF THE C	0	1,030,000	-	0	704,510	-
TURKMENISTAN	21,006	21,006	0.00	27,182	17,708	-34.85
UKRAINE	42,072,340	61,411,688	45.97	51,101,145	41,367,331	-19.05
RUSSIA FEDERATION	852,426	14,484,013	1,599.15	1,270,052	10,523,333	728.57
-MINYAK NABATI LAIN	815,223,826	483,975,029	-40.63	934,451,608	315,885,131	-66.20
JAPAN	661,580	224,751	-66.03	863,059	224,060	-74.04
HONG KONG	117,374	9,551	-91.86	118,674	8,750	-92.63

TABEL 5. PERKEMBANGAN EKSPOR INDONESIA MENURUT KOMODITI DAN NEGARA TUJUAN

JENIS BARANG	BERAT BERSIH (KG)		PERUB	NILAI FOB (US \$)		PERUB
	JAN-SEP 2008	JAN-SEP 2009	%	JAN-SEP 2008	JAN-SEP 2009	%
	(1)	(2)	(3)	(4)	(5)	(6)
KOREA, REPUBLIC OF	47,987,753	27,643,866	-42.39	59,553,225	16,662,205	-72.02
TAIWAN	1,657,688	1,428,791	-13.81	1,717,917	964,603	-43.85
CHINA	223,150,827	107,792,536	-51.70	234,007,722	70,511,797	-69.87
PAPUA NEW GUINEA	35,974	0	-100.00	68,439	0	-100.00
THAILAND	59,940	504,008	740.85	67,074	400,540	497.16
SINGAPORE	2,153,201	10,975,612	409.73	2,553,176	7,573,523	196.63
PHILIPPINES	35,445	414,533	1,069.51	42,950	315,301	634.11
MALAYSIA	143,321,693	90,102,147	-37.13	167,397,386	59,412,177	-64.51
NEPAL	0	43,740	-	0	39,706	-
VIET NAM	2,325,315	8,702,224	274.24	1,705,287	3,084,719	80.89
MALDIVES	0	9,138	-	0	12,981	-
INDIA	24,647,637	28,861,713	17.10	23,545,713	12,117,488	-48.54
PAKISTAN	755,590	1,158,040	53.26	820,504	615,506	-24.98
BANGLADESH	91,965,735	1,735,800	-98.11	88,152,721	1,514,272	-98.28
SRI LANKA	1,125,780	0	-100.00	1,536,728	0	-100.00
IRAN (ISLAMIC REPUBLIC OF)	137,524	258,000	87.60	125,442	191,845	52.94
SAUDI ARABIA	425,600	0	-100.00	566,048	0	-100.00
ISRAEL	0	10,000	-	0	8,907	-
JORDAN	511,788	450,198	-12.03	739,506	391,270	-47.09
LEBANON	0	18,620	-	0	15,455	-
SYRIA ARAB REPUBLIC	759,060	768,969	1.31	1,099,648	674,323	-38.68
TURKEY	2,617,042	2,694,467	2.96	2,465,556	1,763,313	-28.48
UNITED ARAB EMIRATES	120,031	260,050	116.65	196,155	202,360	3.16
EGYPT	5,216,337	1,263,021	-75.79	7,026,337	941,368	-86.60
MOROCCO	44,500	420,000	843.82	68,931	360,930	423.61
TUNISIA	1,592,149	980,000	-38.45	2,119,256	660,000	-68.86
ALGERIA	532,500	2,386,868	348.24	866,633	1,897,934	119.00
MADAGASCAR	181,300	355,910	96.31	171,894	178,452	3.82
EQUATORIAL GUINEA	123	251	104.07	823	3,150	282.75
GHANA	6,204	0	-100.00	12,600	0	-100.00
GABON	0	18,620	-	0	20,907	-
MAURITANIA	199,810	420,000	110.20	254,748	193,200	-24.16
BENIN	0	148,800	-	0	93,744	-
SOUTH AFRICA	1,869,514	1,541,290	-17.56	1,920,319	883,932	-53.97
MALAWI	39,000	0	-100.00	34,320	0	-100.00
AUSTRALIA	40,993	15,481	-62.24	45,943	13,889	-69.77
NEW ZEALAND	374,880	1,472,945	292.91	704,959	1,387,794	96.86
NEW CALEDONIA	0	848	-	0	3,470	-
NORTHERN MARIANA ISLANDS	0	90	-	0	306	-
COOK ISLANDS	6,516	0	-100.00	9,665	0	-100.00
TONGA	0	7,661	-	0	5,974	-
EAST TIMOR	0	1,851	-	0	2,338	-
UNITED STATES	63,208,843	56,108,661	-11.23	80,728,839	37,928,754	-53.02
CANADA	0	2,622	-	0	7,051	-
MEXICO	0	546,000	-	0	414,629	-
GUATEMALA	103	0	-100.00	506	0	-100.00
VENEZUELA	0	95,000	-	0	82,650	-
ARGENTINA	27,450	16,272	-40.72	39,719	16,159	-59.32
BRAZIL	300,000	416,000	38.67	435,000	345,696	-20.53
URUGUAY	18,620	0	-100.00	33,168	0	-100.00
EL SALVADOR	19,500	0	-100.00	21,158	0	-100.00
COSTA RICA	97,500	0	-100.00	97,305	0	-100.00
UNITED KINGDOM	4,235	9,443	122.98	21,743	48,960	125.18
NETHERLANDS	146,691,834	99,327,454	-32.29	184,982,508	64,504,980	-65.13
FRANCE	0	3,560	-	0	51,212	-
GERMANY, FED. REP. OF	72,021	5,001,361	6,844.31	78,747	3,251,740	4,029.35
SWITZERLAND	602	0	-100.00	3,317	0	-100.00
DENMARK	0	249,984	-	0	150,615	-
NORWAY	280	0	-100.00	2,297	0	-100.00
SWEDEN	154	1,299,848	843,957.14	672	819,404	121,835.12
IRELAND	62,000	0	-100.00	2,480	0	-100.00
ITALY	7,460,000	400	-99.99	10,456,600	14,800	-99.86
SPAIN	6,206,200	589,085	-90.51	8,423,096	297,452	-96.47
GREECE	3,296,255	96,290	-97.08	4,046,094	87,225	-97.84
DEMOCRATIC REPUBLIC OF THE C	1,000,000	0	-100.00	1,147,030	0	-100.00
POLAND	318,750	0	-100.00	368,963	0	-100.00
ROMANIA	1,194,186	676,531	-43.35	1,810,171	506,938	-72.00
BULGARIA	275,670	431,352	56.47	426,566	341,387	-19.97
KAZAKHSTAN	328,050	417,698	27.33	424,715	368,752	-13.18
TAJIKISTAN	183,870	0	-100.00	264,364	0	-100.00
UKRAINE	6,483,257	8,057,902	24.29	8,622,069	7,458,053	-13.50
UZBEKISTAN	784,869	443,419	-43.50	1,111,246	401,925	-63.83
LITHUANIA	70	65,610	93,628.57	437	54,456	12,361.33
LATVIA	71,160	100,780	41.62	101,885	81,610	-19.90

TABEL 5. PERKEMBANGAN EKSPOR INDONESIA MENURUT KOMODITI DAN NEGARA TUJUAN

JENIS BARANG	BERAT BERSIH (KG)		PERUB	NILAI FOB (US \$)		PERUB
	JAN-SEP 2008	JAN-SEP 2009	%	JAN-SEP 2008	JAN-SEP 2009	%
	(1)	(2)	(3)	(4)	(5)	(6)
GEORGIA	173,952	107,297	-38.32	257,765	101,855	-60.49
CROATIA	72,000	90,000	25.00	78,469	73,064	-6.89
BOSNIA AND HERZEGOVINA	819	0	-100.00	3,818	0	-100.00
MALTA	66	12	-81.82	770	163	-78.83
SLOVENIA	0	202,693	-	0	150,203	-
CZECH REPUBLIC	125	6,768	5,314.40	1,300	10,392	699.38
RUSSIA FEDERATION	22,194,982	16,512,597	-25.60	29,879,433	14,962,517	-49.92
-STEARIN	105,396,530	113,308,240	7.51	113,890,262	79,347,939	-30.33
JAPAN	2,040,357	1,704,007	-16.48	2,293,003	1,364,516	-40.49
HONG KONG	372,475	104,500	-71.94	431,998	73,984	-82.87
KOREA, REPUBLIC OF	4,836,750	8,933,486	84.70	5,207,593	6,759,148	29.79
TAIWAN	11,294,223	13,036,274	15.42	12,056,834	9,093,543	-24.58
CHINA	43,430,643	40,899,996	-5.83	46,517,914	27,568,242	-40.74
THAILAND	5,354,623	5,420,400	1.23	6,041,425	3,912,109	-35.25
SINGAPORE	517,509	878,653	69.79	650,118	655,411	0.81
PHILIPPINES	1,754,402	1,370,279	-21.89	1,959,607	1,022,772	-47.81
MALAYSIA	51,300	1,111,932	2,067.51	57,730	568,373	884.54
MYANMAR (FORM. BURMA)	336,999	119,500	-64.54	380,549	87,693	-76.96
VIET NAM	2,510,424	2,221,986	-11.49	2,795,044	1,590,599	-43.09
INDIA	566,541	1,025,415	81.00	592,140	727,533	22.87
PAKISTAN	133,000	102,000	-23.31	151,186	58,980	-60.99
BANGLADESH	3,980,000	3,057,000	-23.19	4,245,411	1,788,361	-57.88
SRI LANKA	254,617	244,450	-3.99	289,100	180,815	-37.46
IRAN (ISLAMIC REPUBLIC OF)	400,500	1,432,000	257.55	419,922	1,121,232	167.01
ISRAEL	0	97,999	-	0	72,240	-
JORDAN	96,000	86,794	-9.59	107,136	75,894	-29.16
LEBANON	17,000	0	-100.00	20,740	0	-100.00
SYRIA ARAB REPUBLIC	99,000	315,963	219.15	95,834	198,022	106.63
TURKEY	11,889,239	13,450,261	13.13	12,741,509	10,543,351	-17.25
UNITED ARAB EMIRATES	39,000	106,000	171.79	46,662	75,132	61.01
EGYPT	749,313	415,500	-44.55	837,823	288,326	-65.59
MOROCCO	16,850	0	-100.00	20,557	0	-100.00
TANZANIA, UNITED REPUBLIC OF	0	17,000	-	0	12,495	-
KENYA	17,000	85,585	403.44	20,100	53,985	168.58
MOZAMBIQUE	17,500	0	-100.00	21,000	0	-100.00
GHANA	17,500	34,000	94.29	18,550	19,312	4.11
CAMEROON	17,000	0	-100.00	20,400	0	-100.00
NIGERIA	222,000	357,000	60.81	269,710	255,275	-5.35
COTE D'IVOIRE	0	68,000	-	0	38,624	-
SOUTH AFRICA	386,015	585,382	51.65	406,471	428,109	5.32
ZIMBABWE	0	17,000	-	0	14,025	-
AUSTRALIA	342,121	140,887	-58.82	386,665	107,223	-72.27
NEW ZEALAND	0	17,000	-	0	16,320	-
EAST TIMOR	0	1,112	-	0	173	-
UNITED STATES	902,501	783,622	-13.17	1,091,786	619,627	-43.25
CANADA	65,000	73,000	12.31	79,911	50,111	-37.29
CHILE	23,999	64,848	170.21	29,683	46,446	56.47
VENEZUELA	0	67,500	-	0	49,070	-
BRAZIL	17,000	0	-100.00	20,230	0	-100.00
COLOMBIA	69,500	186,000	167.63	62,172	142,038	128.46
ECUADOR	34,000	34,000	0.00	42,500	24,480	-42.40
PERU	51,000	51,000	0.00	59,126	34,935	-40.91
UNITED KINGDOM	766,000	339,500	-55.68	777,670	256,601	-67.00
NETHERLANDS	7,103,411	11,466,291	61.42	7,464,815	7,260,050	-2.74
FRANCE	72,835	288,000	295.41	86,958	214,768	146.98
GERMANY, FED. REP. OF	1,204,000	243,333	-79.79	1,299,129	190,779	-85.31
BELGIUM	24,000	51,000	112.50	21,720	28,050	29.14
SWEDEN	14,000	0	-100.00	15,839	0	-100.00
FINLAND	0	24,000	-	0	22,944	-
ITALY	251,000	100,000	-60.16	294,958	74,153	-74.86
SPAIN	923,499	891,294	-3.49	990,276	647,953	-34.57
PORTUGAL	696,000	123,999	-82.18	835,295	85,672	-89.74
GREECE	129,000	64,000	-50.39	136,640	42,976	-68.55
POLAND	117,497	221,000	88.09	129,496	187,627	44.89
BULGARIA	131,388	68,296	-48.02	152,125	60,988	-59.91
UKRAINE	388,999	135,999	-65.04	439,704	104,895	-76.14
LATVIA	50,000	44,184	-11.63	54,627	35,844	-34.38
RUSSIA FEDERATION	602,000	530,013	-11.96	702,871	396,115	-43.64
-ASAM BERLEMAK LAIN	555,851,676	516,799,260	-7.03	465,827,744	292,381,934	-37.23
JAPAN	8,556,631	5,722,408	-33.12	12,304,859	5,125,592	-58.34
HONG KONG	84,040	2,880	-96.57	52,895	3,271	-93.82
KOREA, REPUBLIC OF	20,492,971	31,807,116	55.21	15,081,184	14,775,582	-2.03

TABEL 5. PERKEMBANGAN EKSPOR INDONESIA MENURUT KOMODITI DAN NEGARA TUJUAN

JENIS BARANG	BERAT BERSIH (KG)		PERUB	NILAI FOB (US \$)		PERUB
	JAN-SEP 2008	JAN-SEP 2009	%	JAN-SEP 2008	JAN-SEP 2009	%
	(1)	(2)	(3)	(4)	(5)	(6)
TAIWAN	656,560	4,223,176	543.23	527,059	2,615,250	396.20
CHINA	23,416,778	35,561,413	51.86	28,858,446	26,598,088	-7.83
THAILAND	2,618,164	4,073,654	55.59	4,201,353	4,876,386	16.07
SINGAPORE	17,732,665	20,037,935	13.00	24,492,106	18,194,066	-25.71
PHILIPPINES	40,093	4,127,465	10,194.73	49,844	3,723,958	7,371.23
MALAYSIA	17,698,998	11,550,426	-34.74	20,633,198	8,364,434	-59.46
MYANMAR (FORM. BURMA)	11,498,832	4,874,693	-57.61	6,210,262	1,765,427	-71.57
NEPAL	36,260	0	-100.00	14,340	0	-100.00
VIET NAM	974	58,565	5,912.83	1,759	42,387	2,309.72
INDIA	200,018,457	118,120,216	-40.95	126,832,186	54,624,320	-56.93
PAKISTAN	9,767,098	14,055,001	43.90	3,916,033	4,669,162	19.23
BANGLADESH	590,830	2,570,914	335.14	317,060	1,103,415	248.01
SRI LANKA	3,743,393	7,125,170	90.34	3,827,410	5,109,048	33.49
IRAN (ISLAMIC REPUBLIC OF)	149,760	2,564,949	1,612.71	235,901	2,696,848	1,043.21
SAUDI ARABIA	108,000	72,180	-33.17	152,088	79,895	-47.47
JORDAN	4,034,560	40,085	-99.01	2,733,049	38,593	-98.59
SYRIA ARAB REPUBLIC	69,120	0	-100.00	87,644	0	-100.00
TURKEY	5,674,097	4,284,985	-24.48	4,530,131	2,836,678	-37.38
UNITED ARAB EMIRATES	30,400	700,330	2,203.72	105,836	703,200	564.42
EGYPT	4,556,732	9,573,060	110.09	2,912,490	4,235,915	45.44
TUNISIA	500,000	705,000	41.00	286,000	244,988	-14.34
ALGERIA	0	31,000	-	0	32,519	-
ETHIOPIA	36,260	0	-100.00	27,558	0	-100.00
TANZANIA, UNITED REPUBLIC OF	3,150,010	2,950,000	-6.35	2,067,308	1,367,000	-33.88
MADAGASCAR	37,240	164,390	341.43	13,034	71,690	450.02
MOZAMBIQUE	8,486,704	1,778,400	-79.04	5,450,822	939,368	-82.77
TOGO	126,910	409,240	222.46	105,335	143,080	35.83
ANGOLA	0	2,550,000	-	0	1,428,000	-
CAMEROON	878	0	-100.00	225	0	-100.00
NIGERIA	7,500,000	6,153,906	-17.95	4,417,500	2,288,137	-48.20
COTE D'IVOIRE	6,600,000	0	-100.00	3,950,250	0	-100.00
SENEGAL	93,450	220,000	135.42	61,950	91,300	47.38
MAURITANIA	0	2,500,000	-	0	952,500	-
DJIBOUTI	657,120	562,537	-14.39	493,728	303,696	-38.49
SOUTH AFRICA	3,960,425	7,491,242	89.15	2,785,051	4,024,920	44.52
MALAWI	473,300	2,326,880	391.63	300,709	928,916	208.91
AUSTRALIA	560,504	878,175	56.68	898,789	971,850	8.13
NEW ZEALAND	7,609	7,600	-0.12	10,296	6,992	-32.09
EAST TIMOR	0	135	-	0	6	-
UNITED STATES	24,901,543	17,320,093	-30.45	37,076,024	17,476,192	-52.86
CANADA	64,800	28,800	-55.56	88,441	26,179	-70.40
MEXICO	541,087	654,130	20.89	714,066	692,461	-3.03
GUATEMALA	0	1,520	-	0	1,550	-
VENEZUELA	14,400	0	-100.00	22,680	0	-100.00
ARGENTINA	549,645	852,717	55.14	764,591	730,980	-4.40
BRAZIL	6,728,720	3,480,566	-48.27	9,385,149	3,383,173	-63.95
COLOMBIA	113,040	209,290	85.15	202,230	222,363	9.96
URUGUAY	14,400	14,400	0.00	23,573	13,997	-40.62
ECUADOR	14,400	30,400	111.11	21,600	27,512	27.37
JAMAICA	2,761	2,905	5.22	4,449	3,106	-30.19
COSTA RICA	84,800	0	-100.00	61,904	0	-100.00
UNITED KINGDOM	482,255	286,804	-40.53	805,893	319,578	-60.34
NETHERLANDS	46,053,191	54,445,364	18.22	62,523,136	39,577,204	-36.70
FRANCE	201,170	40,410	-79.91	509,877	79,325	-84.44
GERMANY, FED. REP. OF	2,275,282	2,076,230	-8.75	4,281,708	2,640,389	-38.33
BELGIUM	143,674	35,548	-75.26	190,486	55,107	-71.07
DENMARK	5,000,000	16,039,690	220.79	3,362,600	7,225,335	114.87
SWEDEN	20,000	9,999,790	49,898.95	24,050	2,989,937	12,332.17
ITALY	6,992,739	37,384,321	434.62	5,078,892	15,766,924	210.44
SPAIN	97,830,269	62,172,254	-36.45	61,655,710	24,271,267	-60.63
GREECE	35,839	79,903	122.95	52,675	83,951	59.38
DEMOCRATIC REPUBLIC OF THE C	0	42,000	-	0	45,864	-
ROMANIA	6,903	0	-100.00	11,788	0	-100.00
BULGARIA	14,935	19,800	32.57	20,534	25,086	22.17
UKRAINE	0	1,580,199	-	0	611,240	-
RUSSIA FEDERATION	0	127,000	-	0	136,737	-
-ALAT LISTRIK	423,238,927	327,111,611	-22.71	3,923,442,916	3,205,063,129	-18.31
JAPAN	49,466,474	29,294,156	-40.78	704,055,926	450,237,546	-36.05
HONG KONG	8,808,577	6,554,102	-25.59	154,289,188	118,350,752	-23.29
KOREA, DEMOCRATIC PEOPLE'S R	458	0	-100.00	14,764	0	-100.00
KOREA, REPUBLIC OF	4,337,784	2,777,308	-35.97	53,679,047	51,119,657	-4.77
TAIWAN	3,548,444	1,874,909	-47.16	49,135,279	32,832,585	-33.18
CHINA	7,315,941	4,950,454	-32.33	104,498,330	76,565,898	-26.73

TABEL 5. PERKEMBANGAN EKSPOR INDONESIA MENURUT KOMODITI DAN NEGARA TUJUAN

JENIS BARANG	BERAT BERSIH (KG)		PERUB	NILAI FOB (US \$)		PERUB
	JAN-SEP 2008	JAN-SEP 2009	%	JAN-SEP 2008	JAN-SEP 2009	%
(1)	(2)	(3)	(4)	(5)	(6)	(7)
MONGOLIA	5,405	0	-100.00	37,115	0	-100.00
MACAU	19,235	0	-100.00	150,700	0	-100.00
PAPUA NEW GUINEA	4,573,316	4,342,067	-5.06	8,790,898	8,483,840	-3.49
THAILAND	24,924,042	13,517,857	-45.76	155,305,784	93,140,396	-40.03
SINGAPORE	38,651,667	24,998,986	-35.32	1,091,045,131	809,660,191	-25.79
PHILIPPINES	13,286,621	15,825,080	19.11	75,664,445	96,630,805	27.71
MALAYSIA	22,779,512	21,200,586	-6.93	136,624,247	127,994,104	-6.32
MYANMAR (FORM. BURMA)	314,849	653,786	107.65	1,801,767	1,577,055	-12.47
CAMBODIA	160,412	52,470	-67.29	625,772	164,019	-73.79
BRUNEI DARUSSALAM	644,002	752,508	16.85	3,459,772	5,892,513	70.32
LAO PEOPLE'S DEMOCRATIC REPL	25	5,328	21,212.00	547	107,361	19,527.24
NEPAL	31,975	14	-99.96	242,096	745	-99.69
VIET NAM	15,996,039	11,078,032	-30.75	74,714,383	56,809,417	-23.96
MALDIVES	127,730	63,694	-50.13	285,978	214,890	-24.86
INDIA	20,164,487	17,298,303	-14.21	58,894,715	54,515,953	-7.43
PAKISTAN	1,475,099	956,096	-35.18	7,974,745	2,945,297	-63.07
BANGLADESH	154,039	203,703	32.24	721,136	5,161,169	615.70
SRI LANKA	1,112,372	1,766,795	58.83	4,217,772	5,366,377	27.23
AFGHANISTAN	244,325	169,268	-30.72	807,448	401,282	-50.30
IRAQ	7,508	37,343	397.38	15,785	78,515	397.40
IRAN (ISLAMIC REPUBLIC OF)	875,204	1,939,595	121.62	3,005,094	19,164,983	537.75
SAUDI ARABIA	9,276,263	6,069,256	-34.57	32,201,754	16,727,043	-48.06
ISRAEL	164,687	104,249	-36.70	832,588	535,423	-35.69
KUWAIT	1,619,532	752,686	-53.52	7,460,949	2,324,149	-68.85
JORDAN	510,415	508,695	-0.34	1,528,247	1,179,954	-22.79
LEBANON	935,664	1,168,153	24.85	3,445,853	2,927,983	-15.03
PALESTINA	126,160	0	-100.00	534,869	0	-100.00
YEMEN	1,475,100	1,908,472	29.38	5,338,221	5,037,238	-5.64
OMAN	1,503,996	1,152,350	-23.38	7,925,232	3,678,289	-53.59
SYRIA ARAB REPUBLIC	146,115	194,026	32.79	476,118	1,360,563	185.76
TURKEY	2,502,257	1,451,378	-42.00	9,432,951	2,772,346	-70.61
UNITED ARAB EMIRATES	32,691,517	16,810,308	-48.58	162,318,514	81,467,461	-49.81
QATAR	2,425,484	2,231,608	-7.99	12,971,549	13,190,165	1.69
BAHRAIN	962,704	284,338	-70.46	8,509,982	665,982	-92.17
CYPRUS	240,706	154,549	-35.79	793,294	335,694	-57.68
EGYPT	3,522,248	2,260,771	-35.81	9,476,844	8,461,294	-10.72
LIBYAN ARAB JAMAHIRIYA	248,433	413,856	66.59	1,030,188	1,051,703	2.09
MOROCCO	673,628	350,271	-48.00	2,483,794	1,205,994	-51.45
TUNISIA	271,058	206,582	-23.79	1,842,760	1,047,639	-43.15
ALGERIA	945,535	1,041,104	10.11	3,564,326	5,657,252	58.72
SUDAN	9,221,893	8,176,183	-11.34	26,194,790	16,740,772	-36.09
ERITREA	574,245	272,011	-52.63	1,610,407	469,904	-70.82
NAMIBIA	9,494	0	-100.00	22,153	0	-100.00
ETHIOPIA	253,303	1,877,206	641.09	1,079,504	5,418,110	401.91
TANZANIA, UNITED REPUBLIC OF	397,600	919,944	131.37	1,626,593	2,204,864	35.55
MADAGASCAR	224,508	40,665	-81.89	2,937,014	318,411	-89.16
SOMALIA	0	15,357	-	0	36,496	-
KENYA	1,292,384	1,269,798	-1.75	4,772,978	5,279,673	10.62
MOZAMBIQUE	472,157	382,618	-18.96	1,373,416	696,850	-49.26
BOTSWANA	0	84	-	0	357	-
EQUATORIAL GUINEA	120,517	166,939	38.52	231,290	311,106	34.51
TOGO	162,932	326,917	100.65	654,861	2,183,026	233.36
GHANA	1,756,045	666,642	-62.04	6,622,105	1,342,025	-79.73
LIBERIA	21,793	59,908	174.90	71,429	140,322	96.45
GUINEA	172,300	149,726	-13.10	353,174	368,240	4.27
ANGOLA	197,862	149,783	-24.30	762,270	408,948	-46.35
CONGO	5,954	22,123	271.57	17,070	51,020	198.89
CAMEROON	361,644	240,553	-33.48	1,013,401	472,917	-53.33
NIGERIA	2,283,269	1,682,238	-26.32	12,323,727	4,502,863	-63.46
SIERRA LEONE	0	32,144	-	0	70,920	-
GABON	133,848	8,627	-93.55	537,786	32,124	-94.03
COTE D'IVOIRE	40,426	105,150	160.10	151,102	928,907	514.75
SENEGAL	219,235	126,374	-42.36	669,032	237,211	-64.54
MAURITANIA	83,799	49,034	-41.49	250,050	133,154	-46.75
MALI	4,011	34	-99.15	60,199	169	-99.72
BENIN	372,479	431,054	15.73	1,203,283	890,510	-25.99
BURKINA FASO	18	3,782	20,911.11	487	8,637	1,673.51
GAMBIA	16,867	1,442	-91.45	13,992	5,028	-64.07
SEYCHELLES	11,238	1,339	-88.09	53,840	2,447	-95.46
UGANDA	195,391	128,498	-34.24	772,225	462,404	-40.12
CENTRAL AFRICAN REPUBLIC	30,862	0	-100.00	71,279	0	-100.00
NIGER	0	4,359	-	0	9,363	-
CHAD	0	82	-	0	365	-
DJIBOUTI	323,964	889,202	174.48	1,105,148	2,122,810	92.08

TABEL 5. PERKEMBANGAN EKSPOR INDONESIA MENURUT KOMODITI DAN NEGARA TUJUAN

JENIS BARANG	BERAT BERSIH (KG)		PERUB	NILAI FOB (US \$)		PERUB
	JAN-SEP 2008	JAN-SEP 2009	%	JAN-SEP 2008	JAN-SEP 2009	%
	(1)	(2)	(3)	(4)	(5)	(6)
SAO TOME AND PRINCIPE	0	1,194	-	0	450	-
SWAZILAND	168	1	-99.40	20,069	43	-99.79
SOUTH AFRICA	1,993,664	1,747,127	-12.37	7,390,258	6,375,184	-13.74
ZIMBABWE	15,839	0	-100.00	39,786	0	-100.00
ZAMBIA	51,417	25	-99.95	143,944	123	-99.91
MALAWI	2,824	22,879	710.16	9,632	59,822	521.08
BURUNDI	0	95,356	-	0	245,464	-
MAURITIUS	53,194	49,741	-6.49	201,629	144,634	-28.27
RWANDA	2,203	0	-100.00	15,407	0	-100.00
VIRGIN ISLANDS (BRITISH)	236	321	36.02	3,092	2,997	-3.07
AUSTRALIA	11,701,125	7,148,467	-38.91	91,746,960	57,599,088	-37.22
NEW ZEALAND	2,055,817	3,800,460	84.86	14,430,538	25,546,478	77.03
GUAM	52	0	-100.00	1,189	0	-100.00
NEW CALEDONIA	282,728	5,167	-98.17	4,159,138	22,917	-99.45
VANUATU	140,382	60,371	-57.00	315,541	130,730	-58.57
AMERICAN SAMOA	14,370	0	-100.00	42,775	0	-100.00
COOK ISLANDS	2,819	0	-100.00	1,752	0	-100.00
FIJI	323,216	290,557	-10.10	853,667	749,887	-12.16
KIRIBATI	0	146	-	0	5,690	-
SAMOA	742,635	356,333	-52.02	5,845,839	1,905,366	-67.41
SOLOMON ISLANDS	318,474	307,390	-3.48	665,006	768,591	15.58
TONGA	48,085	52,989	10.20	120,324	123,326	2.49
EAST TIMOR	737,771	1,933,842	162.12	1,218,309	3,044,270	149.88
UNITED STATES	34,487,048	30,697,349	-10.99	324,382,386	372,064,764	14.70
CANADA	1,938,188	1,372,538	-29.18	9,739,796	8,135,046	-16.48
MEXICO	3,649,129	4,904,151	34.39	16,979,411	34,010,275	100.30
GUATEMALA	900,923	545,710	-39.43	1,917,632	637,341	-66.76
HONDURAS	24,939	0	-100.00	133,320	0	-100.00
NICARAGUA	36,137	96,207	166.23	157,468	342,223	117.33
PANAMA	155,924	98,305	-36.95	887,077	404,446	-54.41
CUBA	382	0	-100.00	34,610	0	-100.00
SURINAME	188,262	39,384	-79.08	739,718	108,713	-85.30
CHILE	2,556,528	1,816,287	-28.95	9,104,994	4,422,871	-51.42
VENEZUELA	579,658	567,952	-2.02	3,004,329	5,035,593	67.61
ARGENTINA	743,202	1,524,907	105.18	3,699,808	5,766,684	55.86
BRAZIL	5,723,498	3,732,354	-34.79	28,224,640	17,635,532	-37.52
COLOMBIA	996,054	881,202	-11.53	3,833,111	2,396,545	-37.48
BOLIVIA	51,553	323,540	527.59	192,476	687,225	257.04
URUGUAY	8,398	53,630	538.60	33,797	234,316	593.30
PARAGUAY	101,876	65,390	-35.81	371,416	135,733	-63.46
ECUADOR	897,424	563,271	-37.23	1,920,763	1,392,245	-27.52
PERU	360,129	285,049	-20.85	1,733,724	1,571,594	-9.35
TRINIDAD AND TOBAGO	743,744	157,913	-78.77	5,272,769	320,536	-93.92
JAMAICA	18,519	59,865	223.26	87,202	151,822	74.10
BELIZE	0	111	-	0	1,064	-
DOMINICAN REPUBLIC	224,690	104,208	-53.62	872,027	276,766	-68.26
EL SALVADOR	161,888	0	-100.00	968,385	0	-100.00
COSTA RICA	9,323	72,854	681.44	67,106	335,411	399.82
HAITI	165,353	18,277	-88.95	444,913	46,035	-89.65
ANTIGUA AND BARBUDA	14,110	0	-100.00	43,715	0	-100.00
ARUBA	18,859	2,155	-88.57	52,828	9,900	-81.26
FRENCH POLYNESIA	20,586	8,114	-60.58	159,463	63,380	-60.25
GRENADA	0	15,754	-	0	31,371	-
NETHERLANDS ANTILLES	4,847	28,296	483.78	24,397	76,086	211.87
SAINT LUCIA	0	59,591	-	0	131,481	-
SAN MARINO	4,833	9,666	100.00	66,564	123,600	85.69
UNITED KINGDOM	14,681,951	16,201,802	10.35	55,382,086	55,159,149	-0.40
NETHERLANDS	4,771,650	4,469,226	-6.34	25,585,319	34,208,581	33.70
FRANCE	3,663,447	3,696,292	0.90	117,591,547	132,210,595	12.43
GERMANY, FED. REP. OF	3,621,962	4,071,775	12.42	44,652,516	44,718,402	0.15
AUSTRIA	120,467	36,767	-69.48	2,063,647	1,378,790	-33.19
BELGIUM	4,033,471	1,771,709	-56.07	12,110,389	7,750,457	-36.00
SWITZERLAND	258,135	441,126	70.89	3,074,499	2,850,153	-7.30
LUXEMBOURG	424	0	-100.00	31,192	0	-100.00
DENMARK	28,835	154,167	434.65	685,640	11,072,498	1,514.91
NORWAY	35,198	43,409	23.33	287,721	237,027	-17.62
SWEDEN	458,259	398,895	-12.95	3,829,357	14,700,236	283.88
FINLAND	27,788	4,368	-84.28	437,050	155,736	-64.37
IRELAND	135,256	20,555	-84.80	328,954	87,262	-73.47
ITALY	4,222,097	2,547,622	-39.66	13,244,187	11,995,954	-9.42
SPAIN	8,678,720	6,474,379	-25.40	28,521,331	24,534,632	-13.98
PORTUGAL	457,626	367,525	-19.69	853,306	2,051,532	140.42
MONTSERRAT	0	499	-	0	4,541	-
GREECE	2,588,817	2,787,085	7.66	7,712,216	6,380,323	-17.27

TABEL 5. PERKEMBANGAN EKSPOR INDONESIA MENURUT KOMODITI DAN NEGARA TUJUAN

JENIS BARANG	BERAT BERSIH (KG)		PERUB	NILAI FOB (US \$)		PERUB
	JAN-SEP 2008	JAN-SEP 2009	%	JAN-SEP 2008	JAN-SEP 2009	%
	(1)	(2)	(3)	(4)	(5)	(6)
LIECHTENSTEIN	0	2	-	0	2	-
DEMOCRATIC REPUBLIC OF THE C	219,310	41,702	-80.98	792,829	99,112	-87.50
HUNGARY	634,170	59,550	-90.61	3,170,335	1,583,798	-50.04
POLAND	540,392	1,347,134	149.29	13,371,762	41,049,649	206.99
ROMANIA	105,018	43,463	-58.61	675,733	518,766	-23.23
BULGARIA	58	23,102	39,731.03	2,996	348,779	11,541.49
YUGOSLAVIA	1	0	-100.00	2	0	-100.00
ALBANIA	2,392	11,940	399.16	10,948	45,842	318.72
AZERBAIJAN	0	354	-	0	49,684	-
BELARUS	76,584	16	-99.98	235,008	31	-99.99
KAZAKHSTAN	123,870	10,324	-91.67	380,970	43,108	-88.68
UKRAINE	242,762	110,501	-54.48	827,097	371,815	-55.05
UZBEKISTAN	10,214	0	-100.00	34,406	0	-100.00
LITHUANIA	23,487	1	-100.00	94,454	40	-99.96
LATVIA	0	161	-	0	4,141	-
ESTONIA	3,360	0	-100.00	48,119	0	-100.00
GEORGIA	102,732	0	-100.00	275,621	0	-100.00
CROATIA	6,017	0	-100.00	91,846	0	-100.00
MALTA	69,616	0	-100.00	277,146	0	-100.00
SLOVAKIA	97,486	520,210	433.63	849,317	12,922,722	1,421.54
SLOVENIA	212,238	0	-100.00	489,758	0	-100.00
CZECH REPUBLIC	825,056	1,399,765	69.66	10,839,237	29,177,184	169.18
RUSSIA FEDERATION	659,956	504,881	-23.50	3,429,173	3,187,455	-7.05
-DIODE TRANSISTOR	749,102	748,019	-0.14	114,775,504	91,426,154	-20.34
JAPAN	108,916	102,557	-5.84	49,444,959	33,824,882	-31.59
HONG KONG	64,423	58,527	-9.15	26,005,463	27,175,742	4.50
KOREA, REPUBLIC OF	3,580	7,936	121.68	367,724	3,289,584	794.58
TAIWAN	9,824	5,663	-42.36	1,821,219	1,450,279	-20.37
CHINA	15,889	8,575	-46.03	4,872,198	3,330,759	-31.64
THAILAND	2,143	4,628	115.96	51,179	22,821	-55.41
SINGAPORE	509,152	370,469	-27.24	23,422,294	13,042,231	-44.32
PHILIPPINES	1,584	10,205	544.26	26,635	1,642,232	6,065.69
MALAYSIA	6,722	71,446	962.87	785,005	1,174,331	49.60
BRUNEI DARUSSALAM	156	0	-100.00	485	0	-100.00
VIET NAM	44	269	511.36	1,417	3,636	156.60
INDIA	3,373	9	-99.73	494,648	634	-99.87
PAKISTAN	51	2,021	3,862.75	187	7,473	3,896.26
BANGLADESH	0	76	-	0	168	-
SRI LANKA	0	154	-	0	1,529	-
IRAN (ISLAMIC REPUBLIC OF)	1	87,584	8,758,300.00	75	1,030,026	1,373,268.00
ISRAEL	0	1	-	0	1,279	-
UNITED ARAB EMIRATES	1,032	98	-90.50	7,970	802	-89.94
EGYPT	200	0	-100.00	15,614	0	-100.00
AUSTRALIA	19	18	-5.26	2,091	2,038	-2.53
SOLOMON ISLANDS	0	1	-	0	13	-
EAST TIMOR	0	457	-	0	136	-
UNITED STATES	7,396	4,284	-42.08	1,953,633	1,390,604	-28.82
CANADA	1	4	300.00	5	15,900	317,900.00
MEXICO	1	6,397	639,600.00	1	1,834,824	183,482,300.00
PANAMA	67	1	-98.51	4,817	1	-99.98
CUBA	48	0	-100.00	45,528	0	-100.00
CHILE	0	6	-	0	96	-
ARGENTINA	7	0	-100.00	125	0	-100.00
BRAZIL	117	23	-80.34	8,675	911	-89.50
PERU	0	5	-	0	53	-
UNITED KINGDOM	6,483	1,543	-76.20	648,741	176,717	-72.76
NETHERLANDS	24	9	-62.50	830	227	-72.65
FRANCE	0	10	-	0	672	-
GERMANY, FED. REP. OF	7,493	4,835	-35.47	4,465,480	1,968,139	-55.93
AUSTRIA	187	0	-100.00	2,618	0	-100.00
BELGIUM	0	6	-	0	70	-
NORWAY	0	1	-	0	724	-
SWEDEN	5	0	-100.00	2,871	0	-100.00
FINLAND	145	17	-88.28	321,665	16,530	-94.86
GREECE	0	2	-	0	27	-
POLAND	0	172	-	0	19,229	-
ROMANIA	4	0	-100.00	186	0	-100.00
KAZAKHSTAN	6	2	-66.67	309	27	-91.26
UKRAINE	7	0	-100.00	432	0	-100.00
ESTONIA	1	0	-100.00	420	0	-100.00
SLOVAKIA	0	6	-	0	805	-
RUSSIA FEDERATION	1	2	100.00	5	3	-40.00

TABEL 5. PERKEMBANGAN EKSPOR INDONESIA MENURUT KOMODITI DAN NEGARA TUJUAN

JENIS BARANG	BERAT BERSIH (KG)		PERUB	NILAI FOB (US \$)		PERUB
	JAN-SEP 2008	JAN-SEP 2009	%	JAN-SEP 2008	JAN-SEP 2009	%
	(1)	(2)	(3)	(4)	(5)	(6)
-AUDIO VISUAL	72,267,729	100,744,587	39.40	2,005,838,704	2,475,384,209	23.41
JAPAN	5,795,992	4,832,312	-16.63	175,906,009	154,812,017	-11.99
HONG KONG	2,420,591	1,915,807	-20.85	165,672,942	124,446,007	-24.88
KOREA, DEMOCRATIC PEOPLE'S R	0	862	-	0	114,938	-
KOREA, REPUBLIC OF	1,078,524	2,032,742	88.47	104,123,134	112,092,613	7.65
TAIWAN	199,823	322,616	61.45	3,146,106	5,517,267	75.37
CHINA	1,993,499	1,579,202	-20.78	109,146,208	101,033,641	-7.43
MACAU	0	4,900	-	0	137,073	-
PAPUA NEW GUINEA	104,939	45,399	-56.74	566,883	599,854	5.82
THAILAND	3,220,714	5,349,679	66.10	24,351,661	42,987,255	76.53
SINGAPORE	10,333,272	8,226,008	-20.39	329,734,646	222,285,668	-32.59
PHILIPPINES	671,984	5,332,503	693.55	4,757,054	70,409,175	1,380.10
MALAYSIA	4,588,586	4,069,810	-11.31	77,741,736	63,071,912	-18.87
MYANMAR (FORM. BURMA)	79,414	91,523	15.25	198,223	382,431	92.93
CAMBODIA	9,985	20,225	102.55	21,000	136,224	548.69
BRUNEI DARUSSALAM	43,330	32,420	-25.18	454,309	68,811	-84.85
NEPAL	3,004	18,131	503.56	13,573	123,879	812.69
VIET NAM	815,462	777,152	-4.70	13,942,379	9,586,778	-31.24
MALDIVES	267	1,961	634.46	2,543	2,277	-10.46
INDIA	330,031	1,929,488	484.64	9,657,211	25,341,339	162.41
PAKISTAN	174,047	196,926	13.15	756,118	1,183,703	56.55
BANGLADESH	16,940	17,318	2.23	88,239	159,452	80.70
SRI LANKA	35,123	126,617	260.50	260,718	1,031,191	295.52
IRAQ	50,186	163,291	225.37	1,497,586	2,419,933	61.59
IRAN (ISLAMIC REPUBLIC OF)	631	1,080,589	171,150.24	3,466	14,458,914	417,064.28
SAUDI ARABIA	1,074,279	1,616,648	50.49	11,400,099	12,489,943	9.56
ISRAEL	804,216	293,125	-63.55	24,625,061	6,918,662	-71.90
KUWAIT	352,849	203,348	-42.37	9,181,384	3,425,251	-62.69
JORDAN	81,442	181,871	123.31	1,219,665	1,744,942	43.07
LEBANON	33,449	74,582	122.97	932,694	1,366,570	46.52
YEMEN	248,534	233,506	-6.05	1,107,184	620,376	-43.97
OMAN	151,772	159,116	4.84	6,625,118	1,450,145	-78.11
SYRIA ARAB REPUBLIC	350,730	188,980	-46.12	1,548,925	1,090,586	-29.59
TURKEY	176,840	713,214	303.31	7,081,720	17,916,149	152.99
UNITED ARAB EMIRATES	3,870,323	5,334,568	37.83	66,396,924	67,873,717	2.22
QATAR	127,624	189,083	48.16	2,719,416	3,382,596	24.39
BAHRAIN	7,076	24,617	247.89	191,349	481,561	151.67
CYPRUS	120	124	3.33	19,481	22,512	15.56
EGYPT	173,829	117,479	-32.42	4,092,593	1,987,503	-51.44
LIBYAN ARAB JAMAHIRIYA	3,044	31,265	927.10	42,104	661,043	1,470.02
MOROCCO	8,438	439,993	5,114.42	248,172	5,446,901	2,094.81
TUNISIA	2	15,043	752,050.00	127	289,557	227,897.64
ALGERIA	0	21,075	-	0	406,114	-
SUDAN	90,841	17,815	-80.39	914,057	104,404	-88.58
NAMIBIA	0	49	-	0	9,223	-
ETHIOPIA	51,903	60,837	17.21	123,067	223,774	81.83
TANZANIA, UNITED REPUBLIC OF	729	46,742	6,311.80	363	508,545	139,995.04
KENYA	17,362	148,546	755.58	49,269	1,711,026	3,372.82
MOZAMBIQUE	0	9,500	-	0	44,000	-
EQUATORIAL GUINEA	0	38	-	0	2,509	-
TOGO	0	2,149	-	0	3,999	-
GHANA	66,369	324,177	388.45	304,402	1,379,607	353.22
LIBERIA	0	9	-	0	383	-
GUINEA	124	272	119.35	225	367	63.11
ANGOLA	57,659	139,714	142.31	193,130	878,513	354.88
CAMEROON	1,891	3,888	105.61	1,793	555,194	30,864.53
NIGERIA	1,112,833	1,591,286	42.99	3,204,788	7,939,177	147.73
GABON	0	593	-	0	734	-
COTE D'IVOIRE	15,755	147	-99.07	115,195	176	-99.85
SENEGAL	650	10	-98.46	61,400	10	-99.98
MAURITANIA	11,655	23,310	100.00	30,350	58,830	93.84
BENIN	13,479	2,757	-79.55	7,023	10,175	44.88
GAMBIA	249	558	124.10	244	545	123.36
SEYCHELLES	759	3,348	341.11	5,060	14,343	183.46
UGANDA	22,833	3,243	-85.80	185,078	44,970	-75.70
DJIBOUTI	24,087	0	-100.00	62,875	0	-100.00
SAO TOME AND PRINCIPE	712	914	28.37	600	811	35.17
SOUTH AFRICA	182,026	449,956	147.19	4,196,642	8,095,376	92.90
MAURITIUS	7,415	42,059	467.22	199,513	280,506	40.60
VIRGIN ISLANDS (BRITISH)	0	4	-	0	26,908	-
AUSTRALIA	1,089,780	5,373,041	393.04	34,067,187	112,825,710	231.19
NEW ZEALAND	310,290	461,729	48.81	8,927,614	10,793,219	20.90
NEW CALEDONIA	1	10,449	1,044,800.00	50	38,850	77,600.00
VANUATU	1,130	5,192	359.47	9,674	21,941	126.80

TABEL 5. PERKEMBANGAN EKSPOR INDONESIA MENURUT KOMODITI DAN NEGARA TUJUAN

JENIS BARANG	BERAT BERSIH (KG)		PERUB	NILAI FOB (US \$)		PERUB
	JAN-SEP 2008	JAN-SEP 2009	%	JAN-SEP 2008	JAN-SEP 2009	%
(1)	(2)	(3)	(4)	(5)	(6)	(7)
AMERICAN SAMOA	25	0	-100.00	229	0	-100.00
FIJI	5,550	1,949	-64.88	55,731	34,900	-37.38
SAMOA	0	3	-	0	71	-
TONGA	537	3,290	512.66	2,336	16,240	595.21
EAST TIMOR	840,894	901,831	7.25	856,298	1,956,855	128.52
UNITED STATES	9,386,062	13,523,096	44.08	315,534,208	481,450,235	52.58
CANADA	327,474	1,043,243	218.57	19,991,941	32,723,492	63.68
MEXICO	1,065,350	1,762,745	65.46	33,597,259	50,733,775	51.01
GUATEMALA	18,272	3,336	-81.74	259,364	23,269	-91.03
HONDURAS	3,633	4,373	20.37	25,175	72,739	188.93
PANAMA	360,863	376,706	4.39	9,280,985	8,195,004	-11.70
CUBA	344	0	-100.00	30,400	0	-100.00
CHILE	133,280	150,825	13.16	3,190,974	2,069,469	-35.15
VENEZUELA	12,139	18,177	49.74	683,381	316,449	-53.69
ARGENTINA	20,528	298,928	1,356.20	712,120	3,102,401	335.66
BRAZIL	298,774	1,305,633	337.00	5,632,468	23,693,900	320.67
COLOMBIA	3,246	54,253	1,571.38	479,498	1,201,959	150.67
URUGUAY	2,199	4,160	89.18	135,985	90,591	-33.38
PARAGUAY	18,590	0	-100.00	539,563	0	-100.00
ECUADOR	3,859	15,588	303.94	24,183	236,254	876.94
PERU	6,129	21,716	254.32	1,387,482	1,976,339	42.44
JAMAICA	0	299	-	0	3,228	-
PUERTO RICO	2,906	8,009	175.60	583,557	330,769	-43.32
EL SALVADOR	88	1,794	1,938.64	16,578	18,939	14.24
COSTA RICA	230	152	-33.91	48,273	25,153	-47.89
FRENCH POLYNESIA	74	2,919	3,844.59	10,936	15,006	37.22
UNITED KINGDOM	480,139	2,245,700	367.72	24,081,507	60,256,769	150.22
NETHERLANDS	1,696,130	2,211,056	30.36	88,161,448	104,918,871	19.01
FRANCE	487,947	2,091,160	328.56	7,117,154	49,252,628	592.03
GERMANY, FED. REP. OF	3,915,842	3,845,665	-1.79	59,601,931	107,856,690	80.96
AUSTRIA	6,275	390,280	6,119.60	1,237,663	7,548,506	509.90
BELGIUM	5,576,311	3,832,829	-31.27	101,919,989	52,890,362	-48.11
SWITZERLAND	6,930	74,692	977.81	859,490	1,848,192	115.03
LUXEMBOURG	2	0	-100.00	9	0	-100.00
GIBRALTAR	132	60	-54.55	21,346	7,620	-64.30
DENMARK	103,514	78,818	-23.86	489,145	1,443,618	195.13
NORWAY	9,134	4,209	-53.92	133,659	7,203	-94.61
SWEDEN	396,844	994,365	150.57	2,759,698	16,189,314	486.63
FINLAND	246,483	103,859	-57.86	3,177,848	1,108,343	-65.12
IRELAND	24	561	2,237.50	61	22,064	36,070.49
ITALY	188,341	1,479,593	685.59	6,455,080	40,318,246	524.60
SPAIN	159,690	1,049,510	557.22	3,690,587	28,157,271	662.95
PORTUGAL	1,205	330,310	27,311.62	207,970	5,797,437	2,687.63
GREECE	1,705	190,144	11,052.14	151,284	3,381,651	2,135.30
DEMOCRATIC REPUBLIC OF THE C	28,147	67,577	140.09	76,080	190,039	149.79
HUNGARY	194,744	723,869	271.70	3,246,250	16,903,273	420.70
POLAND	670,096	1,482,491	121.24	31,453,298	61,849,037	96.64
ROMANIA	63,360	137,173	116.50	201,489	2,251,881	1,017.62
BULGARIA	4,375	40,939	835.75	374,788	297,496	-20.62
YUGOSLAVIA	0	14,059	-	0	155,870	-
AZERBAIJAN	5,266	40	-99.24	174,452	11,730	-93.28
KAZAKHSTAN	5,786	59,744	932.56	1,184,238	1,366,824	15.42
UKRAINE	25,338	5,897	-76.73	5,260,530	524,295	-90.03
UZBEKISTAN	0	12,830	-	0	150,290	-
LATVIA	40	72,183	180,357.50	10,650	1,030,270	9,573.90
ESTONIA	40,651	0	-100.00	405,390	0	-100.00
GEORGIA	2,926	0	-100.00	19,772	0	-100.00
CROATIA	0	50	-	0	1,091	-
BOSNIA AND HERZEGOVINA	0	552	-	0	3,251	-
SLOVAKIA	40,269	599,026	1,387.56	2,081,325	17,547,773	743.11
SLOVENIA	10,954	0	-100.00	66,606	0	-100.00
CZECH REPUBLIC	1,842,936	1,619,946	-12.10	37,716,524	40,929,837	8.52
RUSSIA FEDERATION	1,033,704	754,925	-26.97	18,289,160	17,329,125	-5.25
-FOTOGRAFI DAN OPTIK	2,519,460	2,353,700	-6.58	158,081,053	137,641,041	-12.93
JAPAN	122,547	99,014	-19.20	16,853,307	13,287,707	-21.16
HONG KONG	75,506	184,623	144.51	2,629,968	4,000,017	52.09
KOREA, REPUBLIC OF	5,151	11,856	130.17	209,170	248,819	18.96
TAIWAN	2,906	254	-91.26	103,348	23,939	-76.84
CHINA	65,020	19,783	-69.57	3,910,402	1,342,736	-65.66
PAPUA NEW GUINEA	189	2	-98.94	3,967	48	-98.79
THAILAND	34,770	41,676	19.86	748,712	876,690	17.09
SINGAPORE	951,852	720,919	-24.26	89,091,109	77,526,256	-12.98
PHILIPPINES	27,668	7,186	-74.03	970,784	73,950	-92.38

TABEL 5. PERKEMBANGAN EKSPOR INDONESIA MENURUT KOMODITI DAN NEGARA TUJUAN

JENIS BARANG	BERAT BERSIH (KG)		PERUB	NILAI FOB (US \$)		PERUB
	JAN-SEP 2008	JAN-SEP 2009	%	JAN-SEP 2008	JAN-SEP 2009	%
	(1)	(2)	(3)	(4)	(5)	(6)
MALAYSIA	185,245	202,548	9.34	10,094,743	9,062,528	-10.23
MYANMAR (FORM. BURMA)	0	43	-	0	6,500	-
BRUNEI DARUSSALAM	43	10,094	23,374.42	533	20,635	3,771.48
LAO PEOPLE'S DEMOCRATIC REPL	0	156	-	0	2,358	-
VIET NAM	15,424	7,449	-51.71	164,760	153,107	-7.07
MALDIVES	0	63	-	0	1,350	-
INDIA	90,367	82,364	-8.86	1,831,854	1,619,816	-11.58
PAKISTAN	3,840	2,679	-30.23	72,702	87,776	20.73
BANGLADESH	3,225	2,659	-17.55	6,868	14,466	110.63
SRI LANKA	656	21	-96.80	9,168	4,254	-53.60
IRAN (ISLAMIC REPUBLIC OF)	835	1	-99.88	7,650	30	-99.61
SAUDI ARABIA	1,409	1,087	-22.85	39,084	130,858	234.81
ISRAEL	0	869	-	0	27,513	-
KUWAIT	20	35	75.00	256	3,965	1,448.83
JORDAN	1	0	-100.00	18	0	-100.00
LEBANON	47	189	302.13	15,767	32,783	107.92
YEMEN	1	0	-100.00	44	0	-100.00
OMAN	150	0	-100.00	1,200	0	-100.00
SYRIA ARAB REPUBLIC	1,410	1,145	-18.79	5,934	4,980	-16.08
TURKEY	3,162	5,848	84.95	115,091	100,060	-13.06
UNITED ARAB EMIRATES	10,059	10,391	3.30	226,616	165,925	-26.78
BAHRAIN	50	0	-100.00	1,955	0	-100.00
CYPRUS	14	0	-100.00	1,584	0	-100.00
EGYPT	696	0	-100.00	26,299	0	-100.00
LIBYAN ARAB JAMAHIRIYA	71	0	-100.00	11,400	0	-100.00
MOROCCO	59	1,014	1,618.64	5,443	29,614	444.07
TUNISIA	21	13	-38.10	5,104	3,770	-26.14
ALGERIA	36	24	-33.33	793	437	-44.89
ETHIOPIA	0	84	-	0	550	-
KENYA	64	0	-100.00	1,863	0	-100.00
REUNION	0	6,891	-	0	9,370	-
GHANA	0	280	-	0	9,350	-
CAMEROON	367	0	-100.00	2,681	0	-100.00
NIGERIA	498	491	-1.41	5,350	8,351	56.09
SWAZILAND	0	20	-	0	4,984	-
SOUTH AFRICA	639	5,312	731.30	99,495	172,677	73.55
MAURITIUS	372	981	163.71	17,299	22,418	29.59
AUSTRALIA	9,456	9,944	5.16	137,297	81,459	-40.67
NEW ZEALAND	44	382	768.18	576	1,482	157.29
NEW CALEDONIA	0	400	-	0	585	-
TONGA	151	0	-100.00	120	0	-100.00
EAST TIMOR	14,892	5,334	-64.18	23,072	25,374	9.98
UNITED STATES	596,119	618,346	3.73	17,594,377	16,708,121	-5.04
CANADA	4,817	933	-80.63	685,417	76,510	-88.84
MEXICO	4,537	16,852	271.43	75,389	163,557	116.95
PANAMA	392	0	-100.00	10,849	0	-100.00
CHILE	418	8,087	1,834.69	10,251	173,042	1,588.05
ARGENTINA	7,283	1,600	-78.03	84,831	29,549	-65.17
BRAZIL	9,888	13,633	37.87	144,610	215,323	48.90
COLOMBIA	11,194	16,931	51.25	267,584	607,479	127.02
ECUADOR	3,772	2,658	-29.53	317,041	186,739	-41.10
PERU	0	7,020	-	0	90,853	-
PUERTO RICO	0	7,340	-	0	8,000	-
BELIZE	0	893	-	0	1,041	-
DOMINICAN REPUBLIC	2,352	281	-88.05	76,339	31,036	-59.34
COSTA RICA	723	1,312	81.47	38,847	74,538	91.88
ANTIGUA AND BARBUDA	0	840	-	0	1,069	-
UNITED KINGDOM	129,993	77,730	-40.20	3,237,698	1,176,255	-63.67
NETHERLANDS	10,771	7,456	-30.78	822,817	549,499	-33.22
FRANCE	26,350	1,303	-95.06	1,418,381	211,916	-85.06
GERMANY, FED. REP. OF	50,936	67,965	33.43	2,875,703	3,980,965	38.43
AUSTRIA	0	2,653	-	0	17,021	-
BELGIUM	228	165	-27.63	9,115	6,893	-24.38
SWITZERLAND	385	4,510	1,071.43	23,617	5,531	-76.58
DENMARK	2,902	2,872	-1.03	495,048	490,869	-0.84
NORWAY	10,615	13,859	30.56	1,987,859	2,864,017	44.08
SWEDEN	4,093	259	-93.67	7,280	7,320	0.55
FINLAND	0	36	-	0	10,718	-
ITALY	6,262	27,163	333.78	100,803	367,846	264.92
SPAIN	4,059	2,477	-38.98	266,906	106,728	-60.01
PORTUGAL	0	29	-	0	65	-
GREECE	60	278	363.33	927	1,340	44.55
HUNGARY	1	39	3,800.00	5	183	3,560.00
POLAND	0	650	-	0	155,585	-

TABEL 5. PERKEMBANGAN EKSPOR INDONESIA MENURUT KOMODITI DAN NEGARA TUJUAN

JENIS BARANG	BERAT BERSIH (KG)		PERUB	NILAI FOB (US \$)		PERUB
	JAN-SEP 2008	JAN-SEP 2009	%	JAN-SEP 2008	JAN-SEP 2009	%
	(1)	(2)	(3)	(4)	(5)	(6)
ROMANIA	57	0	-100.00	20	0	-100.00
BULGARIA	356	410	15.17	15,574	11,999	-22.95
YUGOSLAVIA	26	0	-100.00	9,515	0	-100.00
UKRAINE	0	66	-	0	24,672	-
SLOVAKIA	445	517	16.18	8,096	10,019	23.75
SLOVENIA	892	619	-30.61	13,087	8,532	-34.81
CZECH REPUBLIC	601	1,192	98.34	29,681	29,089	-1.99
RUSSIA FEDERATION	0	602	-	0	47,635	-
-ALAT UKUR	589,380	724,594	22.94	11,228,206	22,092,153	96.76
JAPAN	1,016	1,271	25.10	336,114	158,764	-52.76
HONG KONG	1	3,626	362,500.00	54	53,335	98,668.52
KOREA, REPUBLIC OF	3	189	6,200.00	12	1,898	15,716.67
TAIWAN	3,009	215	-92.85	5,648	8,300	46.95
CHINA	2,547	2,479	-2.67	169,064	140,216	-17.06
THAILAND	1,117	2,505	124.26	63,515	1,718,684	2,605.95
SINGAPORE	237,794	316,697	33.18	4,836,182	9,155,626	89.32
PHILIPPINES	32	0	-100.00	78	0	-100.00
MALAYSIA	94,934	104,452	10.03	780,554	316,995	-59.39
BRUNEI DARUSSALAM	99,902	9,698	-90.29	1,666,125	102,279	-93.86
VIET NAM	15,343	36,683	139.09	334,328	1,370,591	309.95
INDIA	64,943	2,226	-96.57	805,387	267,598	-66.77
PAKISTAN	190	0	-100.00	18,100	0	-100.00
IRAN (ISLAMIC REPUBLIC OF)	77	0	-100.00	5,490	0	-100.00
SAUDI ARABIA	969	2,262	133.44	163,364	1,205,497	637.92
KUWAIT	4,048	567	-85.99	62,391	41,559	-33.39
YEMEN	3,045	0	-100.00	27,750	0	-100.00
OMAN	90	0	-100.00	7,454	0	-100.00
SYRIA ARAB REPUBLIC	176	0	-100.00	28,430	0	-100.00
UNITED ARAB EMIRATES	3,312	23,736	616.67	69,624	1,139,349	1,536.43
QATAR	44	264	500.00	3,260	7,799	139.23
EGYPT	89	1,978	2,122.47	37,095	25,867	-30.27
LIBYAN ARAB JAMAHIRIYA	0	829	-	0	7,877	-
TUNISIA	0	300	-	0	10,184	-
SUDAN	1,420	0	-100.00	80,299	0	-100.00
KENYA	59	45	-23.73	2,068	1,300	-37.14
TOGO	0	75	-	0	140	-
CONGO	0	1,800	-	0	346,876	-
COTE D'IVOIRE	0	38	-	0	196	-
BENIN	0	58	-	0	59	-
SOUTH AFRICA	46	29	-36.96	966	850	-12.01
AUSTRALIA	19,885	138,988	598.96	619,577	1,441,483	132.66
NEW ZEALAND	305	0	-100.00	21,201	0	-100.00
MARSHALL ISLANDS	69	0	-100.00	18,996	0	-100.00
UNITED STATES	8,731	18,159	107.98	374,760	1,656,939	342.13
CANADA	74	267	260.81	22,863	208,083	810.13
VENEZUELA	7	0	-100.00	140	0	-100.00
BRAZIL	0	1,000	-	0	4,388	-
UNITED KINGDOM	4,070	1,999	-50.88	230,754	552,399	139.39
NETHERLANDS	56	95	69.64	500	3,000	500.00
FRANCE	1,118	13,438	1,101.97	95,814	583,964	509.48
GERMANY, FED. REP. OF	7,529	9,652	28.20	68,980	292,960	324.70
AUSTRIA	0	292	-	0	2,216	-
BELGIUM	284	7,059	2,385.56	11,340	56,154	395.19
SWITZERLAND	8,908	1,063	-88.07	100,866	43,284	-57.09
DENMARK	0	48	-	0	51,765	-
NORWAY	4,138	0	-100.00	159,063	0	-100.00
SWEDEN	0	888	-	0	2,627	-
ITALY	0	16,690	-	0	453,650	-
KAZAKHSTAN	0	1,717	-	0	533,024	-
RUSSIA FEDERATION	0	1,217	-	0	124,378	-
-LONCENG, ARLOJI DAN BAGIANN'	6,166,958	4,653,579	-24.54	111,045,692	84,419,205	-23.98
JAPAN	228,147	134,500	-41.05	4,393,677	3,326,450	-24.29
HONG KONG	391,665	187,658	-52.09	6,203,307	3,753,846	-39.49
KOREA, REPUBLIC OF	28,087	9,295	-66.91	673,334	162,160	-75.92
TAIWAN	737,849	426,156	-42.24	3,211,609	2,622,007	-18.36
CHINA	51,777	30,424	-41.24	914,224	1,066,009	16.60
MACAU	8,319	21,181	154.61	120,242	368,004	206.05
PAPUA NEW GUINEA	5,246	7,531	43.56	35,733	21,334	-40.30
THAILAND	110,541	150,685	36.32	2,936,592	3,171,905	8.01
SINGAPORE	552,629	603,840	9.27	11,956,656	13,099,701	9.56
PHILIPPINES	287,027	333,092	16.05	5,397,633	4,325,118	-19.87
MALAYSIA	178,001	146,982	-17.43	3,632,400	4,121,902	13.48

TABEL 5. PERKEMBANGAN EKSPOR INDONESIA MENURUT KOMODITI DAN NEGARA TUJUAN

JENIS BARANG	BERAT BERSIH (KG)		PERUB	NILAI FOB (US \$)		PERUB
	JAN-SEP 2008	JAN-SEP 2009	%	JAN-SEP 2008	JAN-SEP 2009	%
	(1)	(2)	(3)	(4)	(5)	(6)
MYANMAR (FORM. BURMA)	592	985	66.39	5,295	4,458	-15.81
CAMBODIA	0	1,049	-	0	17,260	-
BRUNEI DARUSSALAM	17	65,801	386,964.71	47	87,219	185,472.34
NEPAL	0	102	-	0	640	-
BHUTAN	0	27,644	-	0	297,167	-
VIET NAM	311,720	369,910	18.67	4,578,110	4,040,315	-11.75
MALDIVES	9,537	7,126	-25.28	62,520	80,000	27.96
INDIA	919,647	272,701	-70.35	8,031,178	2,333,305	-70.95
PAKISTAN	1,802	2,343	30.02	23,610	36,081	52.82
BANGLADESH	0	22,665	-	0	104,529	-
SRI LANKA	18,148	7,204	-60.30	160,519	42,387	-73.59
IRAN (ISLAMIC REPUBLIC OF)	1,366	704	-48.46	13,119	32,426	147.17
SAUDI ARABIA	2,935	1,378	-53.05	41,632	11,871	-71.49
ISRAEL	4	2	-50.00	625	14	-97.76
KUWAIT	149	1,060	611.41	5,566	5,474	-1.65
JORDAN	33,918	3,850	-88.65	295,458	126,560	-57.16
LEBANON	1,707	2,220	30.05	36,023	46,223	28.32
YEMEN	390	4,361	1,018.21	1,653	34,667	1,997.22
OMAN	16,412	55	-99.66	236,928	40	-99.98
TURKEY	1	1,308	130,700.00	13	17,796	136,792.31
UNITED ARAB EMIRATES	5,359	4,354	-18.75	95,603	111,298	16.42
QATAR	244	1,273	421.72	918	70,644	7,595.42
BAHRAIN	15,030	12,571	-16.36	37,179	191,260	414.43
EGYPT	59	16	-72.88	3,560	200	-94.38
MOROCCO	116,975	109,245	-6.61	1,156,270	1,333,161	15.30
TUNISIA	219	0	-100.00	5,484	0	-100.00
ALGERIA	2	105	5,150.00	768	774	0.78
SUDAN	6,176	0	-100.00	85,832	0	-100.00
ETHIOPIA	0	1	-	0	36	-
TANZANIA, UNITED REPUBLIC OF	0	34	-	0	29	-
KENYA	1	56	5,500.00	67	569	749.25
MOZAMBIQUE	15,023	10,788	-28.19	132,658	108,962	-17.86
BOTSWANA	0	12	-	0	53	-
EQUATORIAL GUINEA	0	8	-	0	56	-
TOGO	30	0	-100.00	56	0	-100.00
ANGOLA	33,083	28,524	-13.78	260,660	746,088	186.23
CONGO	28	0	-100.00	92	0	-100.00
CAMEROON	49,145	226,876	361.65	501,991	2,880,545	473.82
NIGERIA	4,703	574	-87.80	117,875	39,351	-66.62
GABON	1,370	2,900	111.68	14,330	33,755	135.55
COTE D'IVOIRE	122,419	129,760	6.00	1,150,994	1,631,737	41.77
SENEGAL	113,488	110,120	-2.97	847,458	984,543	16.18
MALI	0	5	-	0	28	-
BENIN	0	10	-	0	169	-
BURKINA FASO	29,289	0	-100.00	332,004	0	-100.00
SOUTH AFRICA	29,732	77,449	160.49	330,642	708,612	114.31
ZAMBIA	653	11	-98.32	11,725	53	-99.55
MALAWI	200	0	-100.00	3,278	0	-100.00
AUSTRALIA	138,321	108,312	-21.70	2,409,023	2,141,107	-11.12
NEW ZEALAND	12,303	3,537	-71.25	274,300	67,143	-75.52
COOK ISLANDS	0	1,160	-	0	9,078	-
FIJI	3,190	6,814	113.61	28,694	53,367	85.99
KIRIBATI	0	10	-	0	421	-
EAST TIMOR	1,677	5,826	247.41	1,188	106,853	8,894.36
UNITED STATES	252,476	341,460	35.24	6,315,086	11,862,595	87.85
CANADA	5,211	4,407	-15.43	192,007	397,752	107.15
MEXICO	13,968	1,182	-91.54	251,236	5,290	-97.89
HONDURAS	5	0	-100.00	2,594	0	-100.00
PANAMA	1	0	-100.00	1	0	-100.00
CUBA	870	395	-54.60	52,258	19,131	-63.39
SURINAME	550	0	-100.00	4,400	0	-100.00
CHILE	28,778	36,017	25.15	423,428	516,314	21.94
VENEZUELA	40	5	-87.50	598	101	-83.11
ARGENTINA	11,500	4,192	-63.55	301,442	43,947	-85.42
BRAZIL	13,064	3,696	-71.71	1,451,074	369,197	-74.56
COLOMBIA	8,496	2,892	-65.96	228,882	16,630	-92.73
BOLIVIA	100	2,469	2,369.00	412	69,289	16,717.72
URUGUAY	1,562	0	-100.00	62,265	0	-100.00
ECUADOR	0	71	-	0	4,422	-
PUERTO RICO	0	1	-	0	2,610	-
DOMINICAN REPUBLIC	0	10	-	0	2,703	-
UNITED KINGDOM	45,091	101,377	124.83	1,367,097	4,068,415	197.60
NETHERLANDS	2,116	8,928	321.93	101,910	229,343	125.04
FRANCE	906,843	228,459	-74.81	29,995,431	6,111,082	-79.63

TABEL 5. PERKEMBANGAN EKSPOR INDONESIA MENURUT KOMODITI DAN NEGARA TUJUAN

JENIS BARANG	BERAT BERSIH (KG)		PERUB	NILAI FOB (US \$)		PERUB
	JAN-SEP 2008	JAN-SEP 2009	%	JAN-SEP 2008	JAN-SEP 2009	%
	(1)	(2)	(3)	(4)	(5)	(6)
GERMANY, FED. REP. OF	89,344	80,521	-9.88	3,217,542	1,779,622	-44.69
AUSTRIA	275	1,310	376.36	19,652	198,509	910.12
BELGIUM	158	330	108.86	6,660	24,460	267.27
SWITZERLAND	12,959	99	-99.24	95,060	13,295	-86.01
DENMARK	83	106	27.71	4,417	5,719	29.48
NORWAY	303	0	-100.00	3,067	0	-100.00
SWEDEN	2,920	1,418	-51.44	121,429	111,278	-8.36
FINLAND	0	61	-	0	5,207	-
IRELAND	8,336	3,997	-52.05	1,187,993	1,542,961	29.88
ITALY	2,424	934	-61.47	69,032	26,058	-62.25
SPAIN	6,451	4,916	-23.79	161,686	202,037	24.96
PORTUGAL	107,794	30,316	-71.88	3,384,493	813,617	-75.96
GREECE	146	460	215.07	784	20,711	2,541.71
HUNGARY	6,400	3,227	-49.58	424,903	200,547	-52.80
POLAND	60	620	933.33	1,239	3,264	163.44
ROMANIA	234	235	0.43	6,846	6,747	-1.45
MOLDOVA, REPUBLIC OF	1,687	47	-97.21	36,180	1,793	-95.04
UZBEKISTAN	0	79,830	-	0	514,251	-
LATVIA	0	6,127	-	0	224,839	-
ESTONIA	1	0	-100.00	6	0	-100.00
GEORGIA	22,669	295	-98.70	226,939	1,553	-99.32
BOSNIA AND HERZEGOVINA	1,370	0	-100.00	15,027	0	-100.00
SLOVAKIA	672	0	-100.00	98,112	0	-100.00
CZECH REPUBLIC	15,476	18,291	18.19	443,868	413,144	-6.92
RUSSIA FEDERATION	173	715	313.29	284	14,012	4,833.80
-COKLAT OLAHAN	106,586,966	68,966,603	-35.30	317,282,624	229,814,737	-27.57
JAPAN	660,620	1,232,775	86.61	2,842,267	5,875,971	106.74
HONG KONG	99,974	175,477	75.52	306,970	714,683	132.82
KOREA, DEMOCRATIC PEOPLE'S R	0	2,048	-	0	4,750	-
KOREA, REPUBLIC OF	528,823	570,444	7.87	1,182,541	1,379,791	16.68
TAIWAN	153,654	164,207	6.87	329,347	338,347	2.73
CHINA	4,621,415	3,139,243	-32.07	3,693,183	5,159,637	39.71
MONGOLIA	13,999	28,000	100.01	18,650	64,400	245.31
PAPUA NEW GUINEA	4,920	4,316	-12.28	8,800	10,611	20.58
THAILAND	1,827,639	2,093,211	14.53	3,672,834	4,895,157	33.28
SINGAPORE	1,074,177	780,226	-27.37	2,022,709	2,007,866	-0.73
PHILIPPINES	6,582,613	6,917,735	5.09	7,085,285	9,628,808	35.90
MALAYSIA	7,798,631	2,946,707	-62.22	8,559,643	5,294,567	-38.15
MYANMAR (FORM. BURMA)	5,000	1,475	-70.50	6,390	3,631	-43.18
BRUNEI DARUSSALAM	109,360	129,244	18.18	357,755	257,447	-28.04
VIET NAM	295,711	198,611	-32.84	427,436	333,910	-21.88
MALDIVES	37,584	193,329	414.39	90,599	389,960	330.42
INDIA	1,234,453	928,742	-24.76	2,098,967	1,861,296	-11.32
PAKISTAN	438,041	469,654	7.22	443,541	735,193	65.76
BANGLADESH	52,589	74,287	41.26	141,851	182,806	28.87
SRI LANKA	148,476	63,000	-57.57	120,159	102,880	-14.38
IRAN (ISLAMIC REPUBLIC OF)	338,999	17,000	-94.99	286,525	16,915	-94.10
SAUDI ARABIA	142,588	106,178	-25.54	243,065	272,995	12.31
ISRAEL	10,536	10,592	0.53	30,239	30,400	0.53
KUWAIT	203,608	173,616	-14.73	488,800	432,437	-11.53
JORDAN	3,929	16,304	314.97	13,075	9,323	-28.70
LEBANON	3,168	14,749	365.56	10,450	26,888	157.30
YEMEN	127,286	331,458	160.40	237,992	554,557	133.01
OMAN	59,980	17,274	-71.20	135,506	41,145	-69.64
SYRIA ARAB REPUBLIC	28,000	150,999	439.28	42,140	288,187	583.88
TURKEY	459,499	407,665	-11.28	446,236	544,052	21.92
UNITED ARAB EMIRATES	2,520,811	3,030,830	20.23	11,912,128	14,623,141	22.76
QATAR	13,724	2,148	-84.35	27,909	14,858	-46.76
BAHRAIN	81,355	152,610	87.59	202,208	400,989	98.31
EGYPT	388,199	517,300	33.26	1,045,054	2,491,842	138.44
ALGERIA	14,505	53,336	267.71	29,908	81,071	171.07
SUDAN	224	172	-23.21	1,024	750	-26.76
NAMIBIA	3,823	0	-100.00	8,405	0	-100.00
MADAGASCAR	34,038	24,524	-27.95	20,420	21,338	4.50
KENYA	185,064	305,080	64.85	447,394	813,410	81.81
TOGO	3,618	0	-100.00	2,498	0	-100.00
GHANA	45,630	0	-100.00	70,980	0	-100.00
GUINEA	52,445	0	-100.00	122,462	0	-100.00
ANGOLA	53,602	12,136	-77.36	80,144	25,032	-68.77
CAMEROON	39,262	58,997	50.26	80,153	134,714	68.07
NIGERIA	4,693	0	-100.00	2,894	0	-100.00
SIERRA LEONE	2,459	17,000	591.34	7,700	15,160	96.88
MAURITANIA	30,420	29,613	-2.65	48,588	63,613	30.92

TABEL 5. PERKEMBANGAN EKSPOR INDONESIA MENURUT KOMODITI DAN NEGARA TUJUAN

JENIS BARANG	BERAT BERSIH (KG)		PERUB	NILAI FOB (US \$)		PERUB
	JAN-SEP 2008	JAN-SEP 2009	%	JAN-SEP 2008	JAN-SEP 2009	%
	(1)	(2)	(3)	(4)	(5)	(6)
MALI	20,690	13,812	-33.24	54,598	27,215	-50.15
BENIN	2,250	37,407	1,562.53	1,665	86,314	5,084.02
SEYCHELLES	0	719	-	0	2,348	-
UGANDA	0	1,409	-	0	2,776	-
SOUTH AFRICA	1,340,134	1,259,277	-6.03	2,137,380	2,340,433	9.50
MAURITIUS	286,285	292,348	2.12	573,467	672,048	17.19
AUSTRALIA	7,159,867	4,311,895	-39.78	33,746,946	20,288,821	-39.88
NEW ZEALAND	1,166,965	484,365	-58.49	3,918,283	1,716,970	-56.18
NEW CALEDONIA	0	501	-	0	939	-
VANUATU	2,314	240	-89.63	4,098	943	-76.99
AMERICAN SAMOA	15,789	0	-100.00	23,717	0	-100.00
FIJI	61,151	26,178	-57.19	126,882	73,556	-42.03
KIRIBATI	43	100	132.56	94	325	245.74
SAMOA	7,265	100	-98.62	14,824	350	-97.64
SOLOMON ISLANDS	16,115	9,534	-40.84	35,510	19,455	-45.21
TONGA	39,173	108,410	176.75	78,523	111,339	41.79
EAST TIMOR	32,013	109,069	240.70	69,856	153,202	119.31
UNITED STATES	19,830,646	10,410,449	-47.50	104,185,613	57,279,832	-45.02
CANADA	100,000	0	-100.00	680,000	0	-100.00
MEXICO	1,032,000	199,326	-80.69	1,210,584	366,689	-69.71
CHILE	395,000	99,999	-74.68	308,900	178,150	-42.33
ARGENTINA	393,123	335,995	-14.53	345,748	477,920	38.23
BRAZIL	2,252,233	1,519,568	-32.53	1,229,959	1,507,115	22.53
COLOMBIA	1,140,000	0	-100.00	558,600	0	-100.00
URUGUAY	252,000	145,000	-42.46	150,120	264,688	76.32
ECUADOR	200,000	0	-100.00	114,600	0	-100.00
GUYANA	0	7,694	-	0	6,571	-
COSTA RICA	20,000	51,000	155.00	9,000	49,700	452.22
UNITED KINGDOM	629,577	1,241,295	97.16	538,407	3,651,543	578.21
NETHERLANDS	6,853,347	3,965,329	-42.14	40,435,223	15,277,411	-62.22
FRANCE	7,830,810	8,937,733	14.14	46,309,552	44,060,086	-4.86
GERMANY, FED. REP. OF	1,801,196	1,287,104	-28.54	5,372,514	3,934,483	-26.77
BELGIUM	1,570,000	76,514	-95.13	4,245,515	153,266	-96.39
SWITZERLAND	26,076	2,334	-91.05	265,091	87,623	-66.95
DENMARK	0	54,678	-	0	236,052	-
SWEDEN	9,118	1	-99.99	16,626	8	-99.95
FINLAND	0	176	-	0	1,665	-
ITALY	720	194,807	26,956.53	2,736	1,168,601	42,612.02
SPAIN	16,191,675	4,575,540	-71.74	9,382,734	4,612,725	-50.84
PORTUGAL	1,866	0	-100.00	3,900	0	-100.00
GREECE	52,265	0	-100.00	38,265	0	-100.00
DEMOCRATIC REPUBLIC OF THE C	1,819	17,000	834.58	4,738	21,080	344.91
HUNGARY	94,198	77,200	-18.04	74,647	97,415	30.50
POLAND	0	34,000	-	0	47,498	-
BULGARIA	133,998	102,000	-23.88	105,580	71,400	-32.37
ALBANIA	15,000	0	-100.00	22,500	0	-100.00
ARMENIA	0	6,775	-	0	15,376	-
KAZAKHSTAN	0	33,200	-	0	34,860	-
UKRAINE	50,500	144,400	185.94	33,966	172,256	407.14
UZBEKISTAN	25,000	0	-100.00	21,250	0	-100.00
LITHUANIA	950,975	19,401	-97.96	957,573	21,760	-97.73
ESTONIA	2,244,000	1,493,789	-33.43	3,406,097	2,229,961	-34.53
GEORGIA	1,876	0	-100.00	3,000	0	-100.00
CROATIA	80,999	16,020	-80.22	72,566	13,617	-81.24
SLOVENIA	13,500	0	-100.00	9,720	0	-100.00
RUSSIA FEDERATION	1,704,251	1,700,600	-0.21	6,928,633	8,133,824	17.39
-GULA TETES	676,339,145	299,572,946	-55.71	49,273,159	36,379,103	-26.17
JAPAN	12,037,575	6,013,488	-50.04	767,879	600,823	-21.76
HONG KONG	151,200	0	-100.00	80,352	0	-100.00
KOREA, REPUBLIC OF	92,768,750	89,323,564	-3.71	6,512,752	10,576,906	62.40
TAIWAN	137,341,636	11,400,000	-91.70	8,766,161	1,014,600	-88.43
CHINA	0	3,500,000	-	0	350,000	-
PAPUA NEW GUINEA	9,989	8,829	-11.61	18,486	15,338	-17.03
SINGAPORE	12,469	52,502	321.06	46,317	33,579	-27.50
MALAYSIA	106,046	10,066,555	9,392.63	51,517	1,479,548	2,771.96
VIET NAM	317,922,875	83,105,320	-73.86	23,220,251	10,799,545	-53.49
INDIA	0	24,415,980	-	0	2,441,598	-
UNITED ARAB EMIRATES	10	0	-100.00	13	0	-100.00
KENYA	1,538	32,888	2,038.36	2,135	142,052	6,553.49
SOUTH AFRICA	7,000,000	0	-100.00	476,000	0	-100.00
AUSTRALIA	0	2,055	-	0	11,969	-
NEW ZEALAND	0	22,657	-	0	510	-
VANUATU	4,690	7,718	64.56	5,483	8,924	62.76

TABEL 5. PERKEMBANGAN EKSPOR INDONESIA MENURUT KOMODITI DAN NEGARA TUJUAN

JENIS BARANG	BERAT BERSIH (KG)		PERUB	NILAI FOB (US \$)		PERUB
	JAN-SEP 2008	JAN-SEP 2009	%	JAN-SEP 2008	JAN-SEP 2009	%
	(1)	(2)	(3)	(4)	(5)	(6)
EAST TIMOR	698	2,497	257.74	1,459	168	-88.49
UNITED STATES	428	0	-100.00	1,155	0	-100.00
NETHERLANDS	0	19,010,470	-	0	2,656,476	-
GERMANY, FED. REP. OF	15,000,000	0	-100.00	1,470,000	0	-100.00
NORWAY	0	18,002,339	-	0	2,434,821	-
SPAIN	93,981,241	34,606,084	-63.18	7,853,199	3,812,246	-51.46
-KERUPUK UDANG	6,131,609	5,422,448	-11.57	10,003,205	9,080,634	-9.22
JAPAN	134,536	45,222	-66.39	227,982	106,505	-53.28
HONG KONG	137,355	89,994	-34.48	278,026	164,766	-40.74
KOREA, REPUBLIC OF	652,991	634,198	-2.88	979,663	934,642	-4.60
TAIWAN	72,836	34,490	-52.65	23,085	34,596	49.86
CHINA	2,400	0	-100.00	2,880	0	-100.00
SINGAPORE	168,188	113,402	-32.57	294,149	170,808	-41.93
MALAYSIA	343,010	161,795	-52.83	188,961	192,546	1.90
BRUNEI DARUSSALAM	260	0	-100.00	215	0	-100.00
INDIA	0	10,000	-	0	5,000	-
SAUDI ARABIA	166,908	202,049	21.05	179,247	219,174	22.27
UNITED ARAB EMIRATES	69,387	33,132	-52.25	88,863	40,358	-54.58
NAMIBIA	22,679	0	-100.00	6,853	0	-100.00
AUSTRALIA	168,874	45,600	-73.00	288,226	88,020	-69.46
NEW ZEALAND	876	542	-38.13	4,126	1,977	-52.08
EAST TIMOR	430	17,573	3,986.74	321	12,845	3,901.56
UNITED STATES	181,454	271,300	49.51	442,051	618,236	39.86
CANADA	10,046	20,691	105.96	19,800	37,630	90.05
UNITED KINGDOM	740,307	602,882	-18.56	1,053,311	880,737	-16.38
NETHERLANDS	2,773,087	2,664,549	-3.91	5,015,133	4,721,807	-5.85
FRANCE	363,662	355,539	-2.23	752,347	677,452	-9.95
BELGIUM	85,825	88,999	3.70	101,272	114,656	13.22
SWEDEN	0	229	-	0	530	-
SPAIN	25,200	17,639	-30.00	44,283	34,858	-21.28
ROMANIA	11,298	0	-100.00	12,411	0	-100.00
BULGARIA	0	12,623	-	0	23,491	-
-BUAH/SAYURAN OLAHAN	381,732,087	320,980,290	-15.91	301,274,342	215,215,225	-28.57
JAPAN	13,370,116	12,188,999	-8.83	13,336,847	11,284,402	-15.39
HONG KONG	813,234	1,092,698	34.36	1,121,607	1,142,209	1.84
KOREA, REPUBLIC OF	4,746,357	4,106,700	-13.48	4,451,142	2,519,728	-43.39
TAIWAN	18,440,830	4,627,144	-74.91	3,717,538	2,278,329	-38.71
CHINA	5,535,959	14,047,665	153.75	2,058,141	3,269,037	58.83
PAPUA NEW GUINEA	410	831	102.68	1,377	2,329	69.14
THAILAND	168,404	299,461	77.82	329,476	115,646	-64.90
SINGAPORE	44,895,866	39,390,111	-12.26	40,713,033	35,307,364	-13.28
PHILIPPINES	435,991	8,834,421	1,926.29	670,033	2,566,147	282.99
MALAYSIA	44,684,940	67,798,486	51.73	8,339,259	11,399,266	36.69
CAMBODIA	495	0	-100.00	980	0	-100.00
BRUNEI DARUSSALAM	242,955	159,800	-34.23	375,718	199,801	-46.82
NEPAL	954	39,322	4,021.80	579	18,257	3,053.20
VIET NAM	7,650,690	6,664,061	-12.90	7,388,898	5,558,636	-24.77
MALDIVES	30,582	23,335	-23.70	44,320	41,065	-7.34
INDIA	25,774,191	14,144,921	-45.12	24,293,607	12,918,200	-46.82
PAKISTAN	3,771,051	3,354,283	-11.05	1,447,356	1,611,216	11.32
BANGLADESH	19,876	550,634	2,670.35	25,231	222,856	783.26
SRI LANKA	36,199	0	-100.00	45,348	0	-100.00
IRAQ	0	18,291	-	0	18,831	-
IRAN (ISLAMIC REPUBLIC OF)	382,984	535,273	39.76	484,770	450,527	-7.06
SAUDI ARABIA	1,908,442	1,709,158	-10.44	2,204,645	2,021,612	-8.30
ISRAEL	1,478,994	1,238,125	-16.29	1,839,001	1,027,026	-44.15
KUWAIT	68,852	210,107	205.16	113,946	285,002	150.12
JORDAN	347,636	660,209	89.91	731,348	1,117,863	52.85
LEBANON	246,895	282,836	14.56	865,887	1,054,362	21.77
YEMEN	49,672	91,339	83.88	81,689	79,196	-3.05
OMAN	38,371	16,650	-56.61	58,774	22,365	-61.95
SYRIA ARAB REPUBLIC	312,953	424,994	35.80	1,143,734	1,239,553	8.38
TURKEY	657,569	1,282,379	95.02	910,609	1,200,610	31.85
UNITED ARAB EMIRATES	2,521,153	2,338,041	-7.26	3,339,761	2,139,126	-35.95
QATAR	129,977	139,648	7.44	220,269	158,760	-27.92
BAHRAIN	197,738	283,672	43.46	275,676	276,663	0.36
CYPRUS	25,000	48,500	94.00	27,500	27,500	0.00
EGYPT	872,455	740,479	-15.13	903,611	618,187	-31.59
LIBYAN ARAB JAMAHIRIYA	106,920	161,507	51.05	82,002	200,987	145.10
MOROCCO	112,500	347,500	208.89	164,000	299,515	82.63
TUNISIA	52,000	38,500	-25.96	10,000	15,250	52.50
ALGERIA	75,000	100,000	33.33	98,750	60,000	-39.24

TABEL 5. PERKEMBANGAN EKSPOR INDONESIA MENURUT KOMODITI DAN NEGARA TUJUAN

JENIS BARANG	BERAT BERSIH (KG)		PERUB	NILAI FOB (US \$)		PERUB
	JAN-SEP 2008	JAN-SEP 2009	%	JAN-SEP 2008	JAN-SEP 2009	%
	(1)	(2)	(3)	(4)	(5)	(6)
SUDAN	44,251	30,482	-31.12	72,809	29,827	-59.03
MADAGASCAR	0	13	-	0	21	-
MOZAMBIQUE	0	12,500	-	0	10,668	-
GUINEA	0	19,200	-	0	80,000	-
ANGOLA	88,500	104,000	17.51	148,950	79,680	-46.51
NIGERIA	37,500	75,405	101.08	48,063	122,102	154.05
BENIN	0	1,457	-	0	900	-
UGANDA	750	1,630	117.33	2,060	1,925	-6.55
SOUTH AFRICA	2,373,782	1,801,720	-24.10	2,323,328	1,481,912	-36.22
MAURITIUS	77,290	92,854	20.14	106,079	179,587	-24.97
AUSTRALIA	1,898,483	1,965,195	3.51	2,524,064	2,523,002	-0.04
NEW ZEALAND	180,706	201,005	11.23	316,302	212,724	-32.75
MICRONESIA, FEDERATED STATES	80	0	-100.00	131	0	-100.00
GUAM	52	0	-100.00	300	0	-100.00
NEW CALEDONIA	15,000	0	-100.00	18,000	0	-100.00
VANUATU	5,348	111	-97.92	8,807	435	-95.06
AMERICAN SAMOA	2,318	6,473	179.25	9,896	8,010	-19.06
FIJI	5,286	2,085	-60.56	14,748	3,211	-78.23
KIRIBATI	817	0	-100.00	1,760	0	-100.00
SAMOA	3,675	818	-77.74	5,701	1,880	-67.02
SOLOMON ISLANDS	44,722	0	-100.00	63,300	0	-100.00
TONGA	641	3,447	437.75	1,248	3,501	180.53
EAST TIMOR	91,714	66,248	-27.77	56,141	28,976	-48.39
UNITED STATES	62,702,833	47,633,767	-24.03	64,701,643	47,171,510	-27.09
CANADA	492,869	513,683	4.22	1,477,488	612,274	-58.56
MEXICO	941,972	511,026	-45.75	649,822	361,082	-44.43
PANAMA	79,823	45,817	-42.60	78,484	48,287	-38.48
SURINAME	126	2,214	1,657.14	128	3,404	2,559.38
CHILE	2,984,088	1,300,790	-56.41	2,334,167	940,081	-59.73
ARGENTINA	13,041,233	4,332,605	-66.78	10,141,222	3,260,844	-67.85
BRAZIL	662,800	1,529,218	130.72	733,739	1,258,290	71.49
BOLIVIA	25,000	12,500	-50.00	38,750	10,625	-72.58
URUGUAY	393,089	671,960	70.94	460,827	542,222	17.66
PARAGUAY	137,500	513,000	273.09	175,000	409,860	134.21
PERU	641,899	525,128	-18.19	486,608	319,407	-34.36
JAMAICA	107,770	0	-100.00	113,720	0	-100.00
PUERTO RICO	176,478	285,984	62.05	166,213	305,539	83.82
DOMINICAN REPUBLIC	0	25,000	-	0	20,375	-
EL SALVADOR	16,783	0	-100.00	103,763	0	-100.00
COSTA RICA	144,540	103,500	-28.39	178,076	81,343	-54.32
CAPE VERDE	0	50,000	-	0	45,908	-
MARTINIQUE	0	77,397	-	0	113,707	-
GUADELOUPE	0	25,000	-	0	18,625	-
UNITED KINGDOM	3,855,026	2,560,897	-33.57	3,099,518	2,411,530	-22.20
NETHERLANDS	17,684,125	13,168,415	-25.54	10,802,040	6,755,025	-37.47
FRANCE	4,395,655	4,756,369	8.21	3,912,636	4,406,204	12.61
GERMANY, FED. REP. OF	29,248,124	19,889,600	-32.00	18,215,524	12,629,116	-30.67
AUSTRIA	4,158,572	1,184,806	-71.51	3,301,197	904,909	-72.59
BELGIUM	5,103,026	1,270,047	-75.11	4,927,583	1,507,965	-69.40
SWITZERLAND	49,249	385,683	683.13	39,098	1,002,438	2,463.91
DENMARK	1,002,645	415,009	-58.61	963,440	388,500	-59.68
NORWAY	673,508	705,616	4.77	879,292	866,375	-1.47
SWEDEN	1,348,860	508,598	-62.29	1,056,211	404,340	-61.72
FINLAND	4,829,893	2,259,392	-53.22	3,835,714	2,132,475	-44.40
IRELAND	30,479	0	-100.00	26,050	0	-100.00
ITALY	6,660,001	2,942,491	-55.82	5,910,873	2,533,913	-57.13
SPAIN	24,124,236	14,632,257	-39.35	24,717,701	12,298,031	-50.25
PORTUGAL	458,360	220,750	-51.84	647,279	201,075	-68.94
GREECE	2,414,468	949,204	-60.69	1,847,955	769,904	-58.34
HUNGARY	88,500	293,392	231.52	141,945	232,160	63.56
POLAND	1,470,877	817,710	-44.41	1,990,567	701,743	-64.75
ROMANIA	909,341	229,164	-74.80	660,747	165,322	-74.98
BULGARIA	26,000	188,000	623.08	5,000	158,280	3,065.60
YUGOSLAVIA	315,318	0	-100.00	182,380	0	-100.00
ALBANIA	0	25,500	-	0	14,063	-
AZERBAIJAN	0	26,000	-	0	23,400	-
BELARUS	128,856	0	-100.00	87,100	0	-100.00
KAZAKHSTAN	25,000	0	-100.00	28,000	0	-100.00
UKRAINE	1,391,687	501,923	-63.93	1,065,117	378,613	-64.45
LITHUANIA	100,655	66,946	-33.49	123,120	39,850	-67.63
LATVIA	0	78,000	-	0	15,000	-
ESTONIA	183,800	60,372	-67.15	65,561	34,438	-47.47
GEORGIA	164,000	13,000	-92.07	125,000	2,500	-98.00
CROATIA	71,781	151,078	110.47	76,207	96,312	26.38

TABEL 5. PERKEMBANGAN EKSPOR INDONESIA MENURUT KOMODITI DAN NEGARA TUJUAN

JENIS BARANG	BERAT BERSIH (KG)		PERUB	NILAI FOB (US \$)		PERUB
	JAN-SEP 2008	JAN-SEP 2009	%	JAN-SEP 2008	JAN-SEP 2009	%
	(1)	(2)	(3)	(4)	(5)	(6)
BOSNIA AND HERZEGOVINA	44,500	0	-100.00	60,830	0	-100.00
SLOVAKIA	0	92,000	-	0	20,240	-
SLOVENIA	421,698	84,451	-79.97	315,522	45,718	-85.51
CZECH REPUBLIC	48,969	92,728	89.36	75,778	84,528	11.55
RUSSIA FEDERATION	2,680,949	1,877,580	-29.97	2,611,558	1,032,091	-60.48
-MINUMAN OLAHAN	88,125,947	87,819,618	-0.35	57,258,057	44,830,545	-21.70
JAPAN	18,369,578	15,602,171	-15.07	9,585,192	8,607,000	-10.21
HONG KONG	2,566,352	4,151,200	61.75	3,322,088	3,924,218	18.13
KOREA, REPUBLIC OF	39,387	60,900	54.62	58,368	111,193	90.50
TAIWAN	1,408,494	872,175	-38.08	1,225,049	792,743	-35.29
CHINA	247,310	15,429	-93.76	207,943	69,413	-66.62
MONGOLIA	28,165	12,299	-56.33	21,256	13,814	-35.01
PAPUA NEW GUINEA	386,520	840,426	117.43	3,417,358	303,403	-91.12
THAILAND	1,889,927	1,220,695	-35.41	1,260,535	842,014	-33.20
SINGAPORE	24,212,581	13,734,234	-43.28	11,667,096	6,092,921	-47.78
PHILIPPINES	1,965,845	2,899,190	47.48	1,178,767	1,714,858	45.48
MALAYSIA	3,679,966	3,326,721	-9.60	5,734,382	3,572,680	-37.70
CAMBODIA	216,973	112,272	-48.26	288,378	84,505	-70.70
BRUNEI DARUSSALAM	1,390,428	1,888,601	35.83	1,137,367	1,028,024	-9.61
VIET NAM	1,620,452	1,712,451	5.68	3,100,919	2,333,681	-24.74
MALDIVES	200,875	79,137	-60.60	190,823	83,556	-56.21
INDIA	10,697	257,186	2,304.28	22,963	156,318	580.74
PAKISTAN	20,402	29,729	45.72	7,682	13,669	77.94
BANGLADESH	6,570	0	-100.00	3,589	0	-100.00
SRI LANKA	56,400	0	-100.00	49,430	0	-100.00
SAUDI ARABIA	476,634	403,386	-15.37	144,426	113,308	-21.55
KUWAIT	0	262	-	0	600	-
JORDAN	58,362	9,302	-84.06	199,870	10,637	-94.68
YEMEN	14,780	0	-100.00	3,695	0	-100.00
OMAN	91,378	0	-100.00	59,813	0	-100.00
UNITED ARAB EMIRATES	7,119,304	7,200,322	1.14	4,989,092	5,471,732	9.67
QATAR	28,208	49,375	75.04	136,253	21,064	-84.54
EGYPT	166,961	29,199	-82.51	81,688	17,303	-78.82
LIBYAN ARAB JAMAHIRIYA	16,735	21,716	29.76	90,448	75,994	-15.98
ALGERIA	0	62,180	-	0	37,800	-
SUDAN	0	17,680	-	0	14,275	-
TANZANIA, UNITED REPUBLIC OF	0	12,000	-	0	1,570	-
MADAGASCAR	0	453	-	0	120	-
KENYA	5,358	31,980	496.86	125,000	18,867	-84.91
MOZAMBIQUE	122	136	11.48	50	72	44.00
TOGO	48,664	1,991	-95.91	38,440	1,487	-96.13
GHANA	35,328	12,800	-63.77	28,750	12,080	-57.98
GUINEA	0	68,486	-	0	64,154	-
ANGOLA	0	17,502	-	0	16,479	-
CAMEROON	0	2	-	0	3	-
NIGERIA	17,681	11	-99.94	6,672	35	-99.48
SIERRA LEONE	35,645	13,094	-63.27	29,010	14,490	-50.05
COTE D'IVOIRE	5,570	0	-100.00	3,220	0	-100.00
MALI	4,430	0	-100.00	6,225	0	-100.00
BENIN	68,477	44,181	-35.48	50,550	33,919	-32.90
GAMBIA	1,847	909	-50.79	3,599	2,184	-39.32
SEYCHELLES	0	2,299	-	0	6,750	-
UGANDA	68	0	-100.00	215	0	-100.00
SOUTH AFRICA	71,730	0	-100.00	55,354	0	-100.00
MAURITIUS	110	40,016	36,278.18	709	31,895	4,398.59
AUSTRALIA	7,167,522	15,245,566	112.70	4,879,152	3,001,781	-38.48
NEW ZEALAND	4,453	4,818	8.20	14,896	13,721	-7.89
MICRONESIA, FEDERATED STATES	34,822	1,978	-94.32	5,736	1,364	-76.22
GUAM	9,568	0	-100.00	10,800	0	-100.00
NEW CALEDONIA	0	1,054	-	0	1,281	-
NORTHERN MARIANA ISLANDS	0	3,329	-	0	10,132	-
VANUATU	208,954	48,684	-76.70	44,748	12,824	-71.34
AMERICAN SAMOA	117,058	134,164	14.61	56,967	84,036	47.52
FIJI	1,676	6,498	287.71	2,390	3,314	38.66
KIRIBATI	0	52	-	0	121	-
MARSHALL ISLANDS	17,957	27,607	53.74	2,085	13,877	565.56
SAMOA	3,041	19	-99.38	4,235	36	-99.15
SOLOMON ISLANDS	406,427	388,155	-4.50	136,517	150,186	10.01
TONGA	85,475	16,593	-80.59	57,583	16,787	-70.85
EAST TIMOR	11,358,314	16,143,790	42.13	2,101,994	4,962,632	136.09
UNITED STATES	97,799	611,490	525.25	36,681	235,079	540.87
CANADA	3,065	1,202	-60.78	9,695	1,515	-84.37
SURINAME	0	918	-	0	1,528	-

TABEL 5. PERKEMBANGAN EKSPOR INDONESIA MENURUT KOMODITI DAN NEGARA TUJUAN

JENIS BARANG	BERAT BERSIH (KG)		PERUB	NILAI FOB (US \$)		PERUB
	JAN-SEP 2008	JAN-SEP 2009	%	JAN-SEP 2008	JAN-SEP 2009	%
	(1)	(2)	(3)	(4)	(5)	(6)
UNITED KINGDOM	10,994	20,029	82.18	16,468	9,932	-39.69
NETHERLANDS	396,738	299,080	-24.62	807,677	584,921	-27.58
GERMANY, FED. REP. OF	1,275	1,892	48.39	35,674	2,473	-93.07
AUSTRIA	2,204	1,756	-20.33	1,261	2,537	101.19
NORWAY	11,520	0	-100.00	11,952	0	-100.00
SWEDEN	1,443,192	0	-100.00	467,720	0	-100.00
IRELAND	324	121	-62.65	169	83	-50.89
PORTUGAL	159,255	0	-100.00	21,393	0	-100.00
MONTserrat	0	6,725	-	0	9,557	-
-ROKOK DAN TEMBAKAU OLAHAN	63,904,220	54,701,741	-14.40	328,105,425	343,510,672	4.70
JAPAN	140,172	95,716	-31.72	1,627,461	981,837	-39.67
HONG KONG	19,950	34,918	75.03	118,183	354,554	200.00
KOREA, REPUBLIC OF	1,691	4,884	188.82	13,706	29,612	116.05
TAIWAN	8,401	7,684	-8.53	70,440	62,020	-11.95
CHINA	31,423	12,778	-59.34	238,340	69,860	-70.69
MACAU	47,000	936	-98.01	211,910	12,641	-94.03
THAILAND	5,724,965	4,165,736	-27.24	24,347,960	22,062,309	-9.39
SINGAPORE	8,793,134	4,253,107	-51.63	75,035,626	41,925,150	-44.13
PHILIPPINES	842,525	533,418	-36.69	5,350,924	5,050,005	-5.62
MALAYSIA	8,125,229	9,386,278	15.52	58,276,724	81,660,191	40.12
CAMBODIA	20,577,272	21,177,707	2.92	87,690,062	110,858,287	26.42
BRUNEI DARUSSALAM	51,567	28,877	-44.00	462,202	223,226	-51.70
LAO PEOPLE'S DEMOCRATIC REPL	169	0	-100.00	1,212	0	-100.00
VIET NAM	1,287,317	1,025,404	-20.35	10,107,635	9,748,994	-3.55
INDIA	3,294	10,694	224.65	5,176	104,203	1,913.20
PAKISTAN	715	79,265	10,986.01	3,386	506,306	14,852.92
SRI LANKA	21,707	0	-100.00	299,675	0	-100.00
IRAN (ISLAMIC REPUBLIC OF)	27,231	0	-100.00	298,344	0	-100.00
SAUDI ARABIA	127,254	174,049	36.77	1,489,145	2,457,747	65.04
JORDAN	144,180	72,700	-49.58	582,447	306,876	-47.31
LEBANON	50,905	170,181	234.31	200,940	698,315	247.52
YEMEN	82	0	-100.00	94	0	-100.00
SYRIA ARAB REPUBLIC	742	0	-100.00	5,712	0	-100.00
TURKEY	1,551,388	1,361,664	-12.23	6,300,040	5,464,116	-13.27
UNITED ARAB EMIRATES	474,961	166,124	-65.02	2,386,706	889,709	-62.72
QATAR	4,531	4,622	2.01	42,098	41,007	-2.59
BAHRAIN	946	1,496	58.14	18,852	17,297	-8.25
CYPRUS	2,111	0	-100.00	38,640	0	-100.00
EGYPT	341,044	370,787	8.72	654,720	828,943	26.61
MOROCCO	0	71,280	-	0	220,968	-
TUNISIA	19,805	1,000	-94.95	41,789	16,000	-61.71
KENYA	134,318	39,599	-70.52	384,358	232,068	-39.62
NIGERIA	11	99,000	899,900.00	60	569,250	948,650.00
SENEGAL	0	60,023	-	0	93,036	-
SOUTH AFRICA	80,279	444,879	454.17	43,415	2,320,413	5,244.73
MAURITIUS	0	1,054	-	0	16,200	-
AUSTRALIA	489,788	461,698	-5.74	2,068,786	1,369,529	-33.80
VANUATU	0	1,746	-	0	10,937	-
EAST TIMOR	211,373	291,841	38.07	2,611,871	3,640,212	39.37
UNITED STATES	5,038,147	3,455,712	-31.41	15,897,613	11,984,267	-24.62
CANADA	1,749	2,665	52.37	33,581	48,296	43.82
MEXICO	89	0	-100.00	487	0	-100.00
HONDURAS	0	18,304	-	0	143,509	-
NICARAGUA	23,374	18,026	-22.88	101,993	92,885	-8.93
PANAMA	8,528	4,284	-49.77	38,525	68,460	77.70
CHILE	0	2,100	-	0	23,700	-
ARGENTINA	0	617	-	0	6,008	-
BRAZIL	99,343	218,358	119.80	584,696	1,212,033	107.29
COLOMBIA	960	0	-100.00	14,573	0	-100.00
BOLIVIA	5,353	5,178	-3.27	57,575	59,750	3.78
PARAGUAY	353,310	379,040	7.28	2,475,101	3,400,198	37.38
PERU	746	3,217	331.23	5,850	20,540	251.11
BAHAMAS	246	248	0.81	2,659	2,802	5.38
PUERTO RICO	882,000	954,000	8.16	1,228,536	1,752,409	42.64
DOMINICAN REPUBLIC	0	287	-	0	7,569	-
ARUBA	143	143	0.00	605	605	0.00
FRENCH POLYNESIA	249	0	-100.00	1,173	0	-100.00
NETHERLANDS ANTILLES	96	0	-100.00	403	0	-100.00
NORFOLK ISLANDS	118,800	0	-100.00	5,940	0	-100.00
UNITED KINGDOM	54,785	115,718	111.22	157,970	659,488	317.48
NETHERLANDS	709,634	290,506	-59.06	4,273,272	1,938,109	-54.65
FRANCE	335,819	618,778	84.26	270,182	2,990,940	1,007.01
GERMANY, FED. REP. OF	824,126	986,683	19.72	3,957,221	6,002,666	51.69

TABEL 5. PERKEMBANGAN EKSPOR INDONESIA MENURUT KOMODITI DAN NEGARA TUJUAN

JENIS BARANG	BERAT BERSIH (KG)		PERUB	NILAI FOB (US \$)		PERUB
	JAN-SEP 2008	JAN-SEP 2009	%	JAN-SEP 2008	JAN-SEP 2009	%
	(1)	(2)	(3)	(4)	(5)	(6)
AUSTRIA	3,180	1,530	-51.89	34,600	25,115	-27.41
BELGIUM	2,780,323	1,587,154	-42.91	9,785,224	10,261,508	4.87
SWITZERLAND	132,999	16,446	-87.63	470,385	37,394	-92.05
DENMARK	294,429	141,507	-51.94	2,504,899	1,612,447	-35.63
NORWAY	59	0	-100.00	2,267	0	-100.00
SWEDEN	54,673	67,795	24.00	434,902	366,948	-15.63
FINLAND	0	33	-	0	545	-
IRELAND	2	0	-100.00	7	0	-100.00
ITALY	806,250	92,526	-88.52	2,243,550	200,338	-91.07
SPAIN	49,084	79,233	61.42	380,524	458,074	20.38
PORTUGAL	0	9,891	-	0	83,616	-
GREECE	87	0	-100.00	619	0	-100.00
HUNGARY	2,530	39,951	1,479.09	41,750	240,766	476.69
POLAND	63,316	162,221	156.21	256,598	961,318	274.64
ROMANIA	1,386	61,598	4,344.30	22,680	370,964	1,535.64
BELARUS	0	126,594	-	0	213,182	-
UKRAINE	53,552	35,340	-34.01	58,371	117,217	100.81
LITHUANIA	140,000	96,354	-31.18	56,000	4,062,709	7,154.84
CZECH REPUBLIC	2,518	2,297	-8.78	32,398	21,810	-32.68
RUSSIA FEDERATION	1,724,855	496,262	-71.23	1,644,057	1,220,669	-25.75
-DAGING TERNAK	3,394,816	3,446,362	1.52	13,970,152	14,496,935	3.77
JAPAN	37,126	1,733	-95.33	159,054	30,757	-80.66
HONG KONG	201,501	237,018	17.63	324,882	295,591	-9.02
KOREA, REPUBLIC OF	33,893	20,708	-38.90	211,043	77,150	-63.44
TAIWAN	26,464	5,700	-78.46	25,040	3,192	-87.25
CHINA	0	116,590	-	0	76,419	-
SINGAPORE	17,140	1,602	-90.65	30,519	5,242	-82.82
MALAYSIA	96,960	27,520	-71.62	32,350	27,435	-15.19
VIET NAM	0	4,800	-	0	4,800	-
TURKEY	16,150	0	-100.00	54,303	0	-100.00
AUSTRALIA	20	0	-100.00	28	0	-100.00
MICRONESIA, FEDERATED STATES	0	397	-	0	624	-
EAST TIMOR	0	11,819	-	0	1,002	-
CANADA	21,648	20,244	-6.49	109,498	114,510	4.58
UNITED KINGDOM	0	9,260	-	0	66,852	-
NETHERLANDS	665,539	17,250	-97.41	2,957,033	70,225	-97.63
FRANCE	405,557	518,337	27.81	1,900,281	2,587,433	36.16
BELGIUM	1,788,124	2,425,072	35.62	7,764,332	11,001,269	41.69
SWITZERLAND	45,330	22,312	-50.78	226,486	104,284	-53.96
SPAIN	31,624	0	-100.00	134,971	0	-100.00
CROATIA	7,740	6,000	-22.48	40,332	30,150	-25.25
-DAGING UNGGAS	80,000	14	-99.98	85,500	1,200	-98.60
VIET NAM	80,000	0	-100.00	85,500	0	-100.00
UNITED STATES	0	14	-	0	1,200	-
-IKAN OLAHAN	145,919,515	144,332,436	-1.09	601,672,939	587,591,399	-2.34
JAPAN	25,080,269	24,040,733	-4.14	107,498,849	111,839,973	4.04
HONG KONG	1,365,664	1,060,208	-22.37	8,124,838	7,258,741	-10.66
KOREA, REPUBLIC OF	6,663,999	6,975,191	4.67	14,779,963	11,025,656	-25.40
TAIWAN	3,202,008	2,500,164	-21.92	5,128,207	2,707,227	-47.21
CHINA	1,238,045	1,093,463	-11.68	680,187	2,206,999	224.47
THAILAND	4,168,110	4,947,912	18.71	5,214,475	6,244,601	19.76
SINGAPORE	6,509,607	5,187,775	-20.31	12,523,638	10,519,817	-16.00
PHILIPPINES	171,606	202,229	17.84	243,706	208,605	-14.40
MALAYSIA	4,714,698	4,203,917	-10.83	9,521,105	6,544,903	-31.26
CAMBODIA	60,011	0	-100.00	18,037	0	-100.00
BRUNEI DARUSSALAM	3,990	0	-100.00	4,800	0	-100.00
VIET NAM	851,749	863,464	1.38	3,476,378	1,610,064	-53.69
MALDIVES	2,644	785	-70.31	5,384	1,781	-66.92
INDIA	0	7,326	-	0	2,930	-
PAKISTAN	0	79,368	-	0	173,852	-
SRI LANKA	4,393,182	3,676,177	-16.32	3,957,526	3,706,360	-6.35
IRAN (ISLAMIC REPUBLIC OF)	0	179,513	-	0	602,222	-
SAUDI ARABIA	3,547,576	2,958,960	-16.59	14,643,109	12,021,918	-17.90
ISRAEL	273,269	89,136	-67.38	591,016	299,253	-49.37
KUWAIT	4,213	131,464	3,020.44	36,508	411,651	1,027.56
JORDAN	1,136,325	1,261,427	11.01	4,255,364	4,051,031	-4.80
LEBANON	57,469	7,803	-86.42	240,993	25,520	-89.41
YEMEN	811,340	1,677,191	106.72	2,186,964	4,746,661	117.04
OMAN	50,000	0	-100.00	48,000	0	-100.00
SYRIA ARAB REPUBLIC	57,000	171,189	200.33	113,733	385,085	238.59
TURKEY	13,808	1,079	-92.19	57,108	1,658	-97.10

TABEL 5. PERKEMBANGAN EKSPOR INDONESIA MENURUT KOMODITI DAN NEGARA TUJUAN

JENIS BARANG	BERAT BERSIH (KG)		PERUB	NILAI FOB (US \$)		PERUB
	JAN-SEP 2008	JAN-SEP 2009	%	JAN-SEP 2008	JAN-SEP 2009	%
	(1)	(2)	(3)	(4)	(5)	(6)
UNITED ARAB EMIRATES	163,494	73,651	-54.95	506,375	521,951	3.08
QATAR	1,090	1,960	79.82	3,052	5,761	88.76
CYPRUS	7,222	7,313	1.26	19,941	22,168	11.17
EGYPT	44,491	655,439	1,373.19	148,020	1,985,104	1,241.11
LIBYAN ARAB JAMAHIRIYA	2,073,407	1,969,810	-5.00	7,315,834	6,710,354	-8.28
MOROCCO	134,053	129,954	-3.06	230,735	260,323	12.82
TUNISIA	119,567	0	-100.00	405,077	0	-100.00
ALGERIA	78,000	172,820	121.56	230,550	404,718	75.54
SUDAN	19,000	0	-100.00	39,786	0	-100.00
NAMIBIA	215,727	82,200	-61.90	248,553	96,100	-61.34
TANZANIA, UNITED REPUBLIC OF	100,049	105,664	5.61	110,875	119,620	7.89
MADAGASCAR	62,000	16,153	-73.95	99,600	28,155	-71.73
REUNION	88,105	63,219	-28.25	367,713	313,470	-14.75
MOZAMBIQUE	15,499	157,322	915.05	16,930	201,028	1,087.41
BOTSWANA	0	33,548	-	0	75,460	-
EQUATORIAL GUINEA	77,500	172,997	123.22	124,500	311,360	150.09
TOGO	191,190	152,614	-20.18	320,800	298,190	-7.05
GHANA	1,738,801	1,697,509	-2.37	2,120,449	2,650,706	25.01
LIBERIA	170,613	98,408	-42.32	337,745	164,613	-51.26
GUINEA	0	18,900	-	0	36,400	-
ANGOLA	432,084	929,645	115.15	686,682	1,018,057	48.26
CONGO	64,500	245,500	280.62	118,400	482,668	307.66
CAMEROON	496,545	751,959	51.44	785,085	1,300,828	65.69
NIGERIA	287,498	468,959	63.12	556,674	960,832	72.60
SIERRA LEONE	170,500	0	-100.00	263,800	0	-100.00
GABON	222,454	160,558	-27.82	351,421	229,859	-34.59
COTE D'IVOIRE	270,224	254,842	-5.69	484,124	475,786	-1.72
SENEGAL	15,042	0	-100.00	31,130	0	-100.00
MAURITANIA	18,000	18,000	0.00	40,320	42,336	5.00
BENIN	651,000	18,000	-97.24	739,160	45,360	-93.86
GAMBIA	0	37,800	-	0	75,600	-
SOUTH AFRICA	478,831	1,064,779	122.37	961,115	1,816,953	89.05
ZIMBABWE	31,000	46,499	50.00	49,200	81,922	66.51
MALAWI	30,998	139,498	350.02	34,674	182,500	426.33
COMOROS	53,500	18,000	-66.36	141,080	46,080	-67.34
MAURITIUS	209,550	20,913	-90.02	309,840	45,207	-85.41
AUSTRALIA	1,331,412	1,802,815	35.41	5,678,029	12,039,505	112.04
NEW ZEALAND	35,516	44,122	24.23	131,138	107,630	-17.93
MICRONESIA, FEDERATED STATES	12,653	0	-100.00	24,775	0	-100.00
NEW CALEDONIA	0	1,065	-	0	3,678	-
VANUATU	0	17,799	-	0	19,115	-
BRITISH INDIAN OCEAN TERRITOR'	19,000	0	-100.00	40,104	0	-100.00
AMERICAN SAMOA	0	53,550	-	0	38,054	-
SAMOA	164,832	361,284	119.18	200,300	390,696	95.06
EAST TIMOR	709,397	1,037,258	46.22	923,979	1,171,050	26.74
UNITED STATES	47,806,095	44,646,220	-6.61	294,383,652	265,747,162	-9.73
CANADA	1,274,746	1,028,076	-19.35	6,513,597	5,455,268	-16.25
MEXICO	483,903	409,076	-15.46	1,569,029	1,388,572	-11.50
PANAMA	11,000	0	-100.00	33,500	0	-100.00
CHILE	0	17,289	-	0	25,425	-
BRAZIL	0	300	-	0	612	-
TRINIDAD AND TOBAGO	0	100,000	-	0	108,696	-
BAHAMAS	0	18,831	-	0	41,171	-
PUERTO RICO	422,174	382,767	-9.33	2,382,586	2,354,412	-1.18
DOMINICAN REPUBLIC	76,060	93,348	22.73	184,490	168,855	-8.47
EL SALVADOR	30,999	0	-100.00	38,200	0	-100.00
HAITI	0	34,638	-	0	48,987	-
DOMINICA	0	14,065	-	0	77,714	-
MARTINIQUE	0	46,967	-	0	167,148	-
NETHERLANDS ANTILLES	28,023	22,880	-18.35	112,570	139,620	24.03
UNITED KINGDOM	2,325,362	2,883,036	23.98	12,879,405	15,240,163	18.33
NETHERLANDS	4,088,391	4,363,724	6.73	18,244,565	21,424,053	17.43
FRANCE	1,171,345	1,129,038	-3.61	2,908,621	3,282,594	12.86
GERMANY, FED. REP. OF	6,019,630	8,152,114	35.43	17,749,128	25,261,144	42.32
AUSTRIA	32,736	11,760	-64.08	96,120	11,895	-87.62
BELGIUM	2,750,498	3,045,512	10.73	14,158,964	15,295,106	8.02
SWITZERLAND	28	414	1,378.57	64	1,887	2,848.44
DENMARK	131,379	65,577	-50.09	603,780	262,463	-56.53
NORWAY	0	1,067	-	0	2,995	-
SWEDEN	173,565	43,020	-75.21	555,413	382,510	-31.13
FINLAND	20,000	9,020	-54.90	256,000	101,024	-60.54
IRELAND	216,018	18,448	-91.46	1,557,985	39,264	-97.48
ITALY	475,747	634,150	33.30	1,396,232	2,255,118	61.51
SPAIN	320,093	96,696	-69.79	1,457,225	472,172	-67.60

TABEL 5. PERKEMBANGAN EKSPOR INDONESIA MENURUT KOMODITI DAN NEGARA TUJUAN

JENIS BARANG	BERAT BERSIH (KG)		PERUB	NILAI FOB (US \$)		PERUB
	JAN-SEP 2008	JAN-SEP 2009	%	JAN-SEP 2008	JAN-SEP 2009	%
	(1)	(2)	(3)	(4)	(5)	(6)
PORTUGAL	24,622	60,000	143.68	9,410	217,200	2,208.18
GREECE	60,129	52,582	-12.55	262,897	207,945	-20.90
DEMOCRATIC REPUBLIC OF THE C	626,422	1,504,034	140.10	930,964	2,395,046	157.27
HUNGARY	0	2,074	-	0	3,340	-
POLAND	53,779	23,680	-55.97	149,622	105,756	-29.32
BULGARIA	369,395	233,287	-36.85	1,051,015	731,316	-30.42
ALBANIA	15,345	46,035	200.00	62,100	127,530	105.36
UKRAINE	133,700	3,814	-97.15	420,390	10,923	-97.40
LITHUANIA	0	8,471	-	0	113,659	-
ESTONIA	48,000	0	-100.00	299,640	0	-100.00
CROATIA	129,922	177,140	36.34	389,566	624,810	60.39
MALTA	0	14,580	-	0	42,165	-
SLOVAKIA	22,499	0	-100.00	11,725	0	-100.00
SLOVENIA	180,944	188,578	4.22	451,620	509,419	12.80
CZECH REPUBLIC	0	14,187	-	0	89,711	-
RUSSIA FEDERATION	1,016,040	317,141	-68.79	2,005,411	1,280,844	-36.13
-BERAS GILING	460,129	2,152,879	367.89	290,673	1,587,169	446.03
JAPAN	467	0	-100.00	447	0	-100.00
HONG KONG	16,173	207	-98.72	34,210	313	-99.09
KOREA, REPUBLIC OF	0	25	-	0	30	-
TAIWAN	173,200	92,400	-46.65	69,673	64,680	-7.17
CHINA	0	16	-	0	1	-
SINGAPORE	139,000	230,000	65.47	108,575	160,745	48.05
MALAYSIA	124,439	9,163	-92.64	73,382	2,798	-96.19
SAUDI ARABIA	6,850	1,278	-81.34	4,386	810	-81.53
SYRIA ARAB REPUBLIC	0	230,000	-	0	138,000	-
TURKEY	0	1,100,000	-	0	862,800	-
KENYA	0	45,000	-	0	21,645	-
AUSTRALIA	0	63,005	-	0	47,716	-
NEW ZEALAND	0	163,660	-	0	132,073	-
UNITED STATES	0	18,000	-	0	23,400	-
PUERTO RICO	0	200,000	-	0	132,000	-
ITALY	0	125	-	0	158	-
-KOPI OLAHAN	128,020	143,186	11.85	448,102	311,140	-30.56
JAPAN	1	38	3,700.00	2	866	43,200.00
KOREA, REPUBLIC OF	0	4	-	0	30	-
TAIWAN	18,000	0	-100.00	55,375	0	-100.00
SINGAPORE	18,009	54,000	199.85	65,490	166,250	153.86
PHILIPPINES	0	6	-	0	33	-
MALAYSIA	15,000	2,605	-82.63	43,635	3,882	-91.10
JORDAN	16,200	0	-100.00	72,775	0	-100.00
LEBANON	8,310	0	-100.00	22,050	0	-100.00
EAST TIMOR	0	50,438	-	0	4,390	-
UNITED STATES	36,000	36,048	0.13	131,850	135,618	2.86
BELGIUM	16,500	0	-100.00	56,925	0	-100.00
CZECH REPUBLIC	0	47	-	0	71	-
-TEH OLAHAN	10,110,176	7,108,740	-29.69	25,601,322	19,619,204	-23.37
JAPAN	148,545	155,555	4.72	328,820	458,524	39.45
HONG KONG	923	15,671	1,597.83	6,491	35,476	446.54
KOREA, REPUBLIC OF	3,927	1,725	-56.07	10,519	5,074	-51.76
TAIWAN	416,867	1,554,175	272.82	1,001,020	2,423,354	142.09
CHINA	168,141	124,900	-25.72	176,614	126,125	-28.59
MONGOLIA	17,782	12,112	-31.89	102,223	63,885	-37.50
THAILAND	106,724	46,283	-56.63	464,996	179,436	-61.41
SINGAPORE	296,535	371,726	25.36	1,183,006	1,436,273	21.41
PHILIPPINES	174,956	42,838	-75.51	809,416	309,017	-61.82
MALAYSIA	1,311,560	906,000	-30.92	3,596,833	2,996,394	-16.69
CAMBODIA	7,010	1,341	-80.87	36,285	7,666	-78.87
BRUNEI DARUSSALAM	10,115	0	-100.00	5,148	0	-100.00
VIET NAM	290,132	209,127	-27.92	1,366,433	1,056,201	-22.70
INDIA	270,197	71,087	-73.69	228,726	110,000	-51.91
PAKISTAN	831,308	535,751	-35.55	1,456,795	966,926	-33.63
SRI LANKA	120,408	0	-100.00	202,023	0	-100.00
AFGHANISTAN	222,916	12,839	-94.24	327,661	17,910	-94.53
IRAN (ISLAMIC REPUBLIC OF)	100,140	89,340	-10.78	176,777	134,524	-23.90
SAUDI ARABIA	101,913	41,876	-58.91	314,580	219,406	-30.25
YEMEN	50,400	0	-100.00	62,359	0	-100.00
TURKEY	0	10,000	-	0	12,500	-
UNITED ARAB EMIRATES	360,650	105,577	-70.73	425,509	139,288	-67.27
QATAR	0	1,553	-	0	549	-
EGYPT	102,660	30,000	-70.78	152,364	36,100	-76.31

TABEL 5. PERKEMBANGAN EKSPOR INDONESIA MENURUT KOMODITI DAN NEGARA TUJUAN

JENIS BARANG	BERAT BERSIH (KG)		PERUB	NILAI FOB (US \$)		PERUB
	JAN-SEP 2008	JAN-SEP 2009	%	JAN-SEP 2008	JAN-SEP 2009	%
	(1)	(2)	(3)	(4)	(5)	(6)
KENYA	1	0	-100.00	2	0	-100.00
AUSTRALIA	1,673,909	1,405,716	-16.02	7,434,631	5,578,489	-24.97
NEW ZEALAND	434,888	453,647	4.31	1,644,188	1,584,515	-3.63
NEW CALEDONIA	0	54	-	0	113	-
SAMOA	1,095	0	-100.00	8,690	0	-100.00
SOLOMON ISLANDS	2,862	462	-83.86	9,055	948	-89.53
EAST TIMOR	23,105	17,263	-25.28	25,267	23,829	-5.69
UNITED STATES	980,067	16,974	-98.27	1,220,783	44,580	-96.35
CANADA	228,000	438	-99.81	228,967	1,452	-99.37
SURINAME	423	3,240	665.96	1,656	16,884	919.57
CHILE	0	10,000	-	0	13,500	-
BRAZIL	1,361	815	-40.12	19,769	32,330	63.54
PUERTO RICO	540	0	-100.00	913	0	-100.00
UNITED KINGDOM	380,135	358,426	-5.71	607,516	629,087	3.55
NETHERLANDS	83,634	46,080	-44.90	136,363	209,923	53.94
GERMANY, FED. REP. OF	240,850	201,615	-16.29	283,468	241,160	-14.93
AUSTRIA	0	764	-	0	1,475	-
SWITZERLAND	0	36,196	-	0	106,220	-
SWEDEN	671	0	-100.00	443	0	-100.00
POLAND	207,667	125,798	-39.42	587,189	211,314	-64.01
KYRGYZSTAN	24,480	0	-100.00	34,272	0	-100.00
UKRAINE	60,000	0	-100.00	86,940	0	-100.00
LATVIA	22,665	0	-100.00	30,643	0	-100.00
RUSSIA FEDERATION	630,014	91,776	-85.43	805,969	188,757	-76.58
-GULA PASIR	532,343	575,652	8.14	442,950	505,166	14.05
JAPAN	31,746	102,008	221.33	41,228	73,269	77.72
HONG KONG	11,655	16,303	39.88	22,317	27,578	23.57
KOREA, REPUBLIC OF	0	402	-	0	1,149	-
TAIWAN	74	438	491.89	82	470	473.17
THAILAND	1,781	0	-100.00	3,656	0	-100.00
SINGAPORE	2,332	65,196	2,695.71	3,180	27,675	770.28
MALAYSIA	262,674	217,723	-17.11	59,329	46,303	-21.96
SAUDI ARABIA	1,500	5,105	240.33	892	6,800	662.33
JORDAN	1,427	0	-100.00	3,012	0	-100.00
UNITED ARAB EMIRATES	0	529	-	0	1,995	-
AUSTRALIA	21,005	17,327	-17.51	96,484	41,892	-56.58
TONGA	45	0	-100.00	36	0	-100.00
EAST TIMOR	0	1,769	-	0	101	-
UNITED STATES	42,926	46,698	8.79	85,817	168,872	96.78
CANADA	147,978	100,130	-32.33	115,062	94,700	-17.70
NETHERLANDS	7,200	777	-89.21	11,855	2,625	-77.86
FINLAND	0	1,247	-	0	11,737	-
-GULA LAINNYA	7,964,176	11,767,372	47.75	5,378,966	7,604,541	41.38
JAPAN	109,608	3,508	-96.80	76,951	4,842	-93.71
HONG KONG	52,588	34,541	-34.32	70,731	34,180	-51.68
KOREA, REPUBLIC OF	121,723	265,524	118.14	94,025	270,482	187.67
TAIWAN	165	1,001	506.67	102	401	293.14
CHINA	1,019,180	1,644	-99.84	576,876	2,137	-99.63
PAPUA NEW GUINEA	18,784	9,586	-48.97	19,508	11,990	-38.54
THAILAND	515,556	40,200	-92.20	284,926	35,601	-87.51
SINGAPORE	1,034,025	762,020	-26.31	883,160	703,924	-20.29
PHILIPPINES	72,036	44	-99.94	95,530	3,846	-95.97
MALAYSIA	457,613	313,651	-31.46	427,314	281,047	-34.23
MYANMAR (FORM. BURMA)	0	23,200	-	0	9,696	-
BRUNEI DARUSSALAM	4,289	573	-86.64	11,549	2,121	-81.63
VIET NAM	2,241,435	2,617,419	16.77	1,300,830	1,277,158	-1.82
MALDIVES	51,153	864	-98.31	18,082	1,853	-89.75
INDIA	12,136	21,306	75.56	25,959	29,468	13.52
PAKISTAN	5,420	2,500	-53.87	10,801	1,925	-82.18
BANGLADESH	1,000	40,600	3,960.00	1,574	18,035	1,045.81
IRAN (ISLAMIC REPUBLIC OF)	0	204,000	-	0	75,020	-
SAUDI ARABIA	21,639	25,711	18.82	17,201	23,380	35.92
ISRAEL	9,250	215,606	2,230.88	5,365	144,613	2,595.49
JORDAN	0	203	-	0	1,727	-
SYRIA ARAB REPUBLIC	49,517	0	-100.00	28,080	0	-100.00
TURKEY	181,344	74,000	-59.19	100,751	39,504	-60.79
KENYA	0	24,000	-	0	9,840	-
TOGO	0	96,000	-	0	39,920	-
NIGERIA	0	348,000	-	0	140,460	-
BENIN	0	1,958	-	0	675	-
GAMBIA	0	1	-	0	1	-
SEYCHELLES	0	303	-	0	680	-

TABEL 5. PERKEMBANGAN EKSPOR INDONESIA MENURUT KOMODITI DAN NEGARA TUJUAN

JENIS BARANG	BERAT BERSIH (KG)		PERUB	NILAI FOB (US \$)		PERUB
	JAN-SEP 2008	JAN-SEP 2009	%	JAN-SEP 2008	JAN-SEP 2009	%
	(1)	(2)	(3)	(4)	(5)	(6)
SOUTH AFRICA	69,433	316,650	356.05	41,311	129,639	213.81
AUSTRALIA	238,803	121,397	-49.16	167,649	93,766	-44.07
NEW ZEALAND	201,567	419,866	108.30	141,798	263,069	85.52
MICRONESIA, FEDERATED STATES	0	62	-	0	60	-
VANUATU	7,239	0	-100.00	11,425	0	-100.00
AMERICAN SAMOA	2,018	0	-100.00	2,716	0	-100.00
COOK ISLANDS	0	3,435	-	0	4,598	-
FIJI	164	0	-100.00	500	0	-100.00
SAMOA	479	0	-100.00	1,540	0	-100.00
TONGA	1,114	0	-100.00	1,099	0	-100.00
TUVALU	0	370	-	0	980	-
EAST TIMOR	9,885	9,149	-7.45	7,132	18,954	165.76
UNITED STATES	772,218	4,506,779	483.61	561,400	3,097,862	451.81
CANADA	25,121	283,990	1,030.49	13,775	184,341	1,238.23
GUATEMALA	0	48,000	-	0	21,292	-
SURINAME	204	0	-100.00	800	0	-100.00
BRAZIL	0	18,500	-	0	9,138	-
COLOMBIA	0	150	-	0	2	-
UNITED KINGDOM	63,750	30,750	-51.76	35,076	20,197	-42.42
NETHERLANDS	49,249	448,764	811.21	48,194	325,122	574.61
GERMANY, FED. REP. OF	0	39	-	0	156	-
SWITZERLAND	130	0	-100.00	295	0	-100.00
NORWAY	284,500	338,982	19.15	161,438	208,389	29.08
FINLAND	0	207	-	0	1,840	-
ITALY	0	280	-	0	60	-
SPAIN	259,841	30,989	-88.07	133,503	17,400	-86.97
PORTUGAL	0	61,050	-	0	43,150	-
-MAKANAN OLAHAN LAINNYA	272,604,759	257,457,992	-5.56	533,012,117	549,462,747	3.09
JAPAN	7,915,652	4,314,037	-45.50	18,147,347	15,664,320	-13.68
HONG KONG	5,801,346	6,945,065	19.71	30,732,598	43,031,433	40.02
KOREA, DEMOCRATIC PEOPLE'S R	31,819	24,084	-24.31	40,462	25,422	-37.17
KOREA, REPUBLIC OF	4,308,488	4,158,818	-3.47	6,683,925	6,910,039	3.38
TAIWAN	13,993,256	12,758,413	-8.82	22,408,720	19,887,131	-11.25
CHINA	2,560,357	3,063,772	19.66	6,397,516	7,985,703	24.83
MONGOLIA	59,417	30	-99.95	85,211	10	-99.99
MACAU	12,703	21,928	72.62	531,027	222,757	-58.05
PAPUA NEW GUINEA	1,852,939	3,082,963	66.38	2,867,976	8,428,498	193.88
THAILAND	9,746,056	9,745,472	-0.01	20,823,503	21,389,767	2.72
SINGAPORE	12,522,285	10,807,182	-13.70	74,422,037	76,397,894	2.65
PHILIPPINES	30,078,876	36,156,088	20.20	50,674,815	60,681,117	19.75
MALAYSIA	44,721,941	44,543,752	-0.40	65,576,294	60,839,507	-7.22
MYANMAR (FORM. BURMA)	174,796	102,428	-41.40	366,348	400,726	9.38
CAMBODIA	34,930	287,964	724.40	72,435	1,347,411	1,760.17
BRUNEI DARUSSALAM	2,490,199	2,553,582	2.55	4,622,392	4,465,538	-3.39
LAO PEOPLE'S DEMOCRATIC REPL	51,300	6,000	-88.30	280,630	17,025	-93.93
NEPAL	61,797	4,300	-93.04	91,304	11,290	-87.63
VIET NAM	10,105,753	9,373,339	-7.25	23,453,733	21,083,866	-10.10
MALDIVES	819,510	630,330	-23.08	1,372,197	1,082,276	-21.13
INDIA	1,529,338	1,745,796	14.15	2,479,008	2,719,889	9.72
PAKISTAN	1,023,133	657,198	-35.77	2,734,420	2,145,703	-21.53
BANGLADESH	582,635	578,915	-0.64	915,957	1,105,934	20.74
SRI LANKA	317,116	206,323	-34.94	562,563	280,800	-50.09
AFGHANISTAN	79,688	157,258	97.34	215,319	642,743	198.51
IRAQ	0	20,088	-	0	27,551	-
IRAN (ISLAMIC REPUBLIC OF)	13,243	45,365	242.56	40,487	117,066	189.14
SAUDI ARABIA	9,713,288	12,055,919	24.12	20,945,157	32,871,585	56.94
ISRAEL	762,073	894,585	17.39	1,168,464	1,234,324	5.64
KUWAIT	451,499	420,460	-6.87	977,988	998,174	2.06
JORDAN	2,511,560	1,753,630	-30.18	4,460,783	3,260,476	-26.91
LEBANON	243,686	403,902	65.75	633,405	807,650	27.51
YEMEN	392,559	552,747	40.81	501,160	1,147,379	128.94
OMAN	138,127	130,967	-5.18	241,197	295,412	22.48
SYRIA ARAB REPUBLIC	86,341	229,684	166.02	82,460	466,228	465.40
TURKEY	556,687	325,479	-41.53	570,829	364,195	-36.20
UNITED ARAB EMIRATES	4,755,333	4,130,436	-13.14	8,888,368	8,381,358	-5.70
QATAR	181,849	285,682	57.10	367,009	499,532	36.11
BAHRAIN	347,134	454,488	30.93	614,302	743,159	20.98
CYPRUS	25,695	17,848	-30.54	42,145	26,982	-35.98
EGYPT	382,976	614,287	60.40	660,173	998,557	51.26
LIBYAN ARAB JAMAHIRIYA	222,654	104,434	-53.10	500,062	363,389	-27.33
MOROCCO	40,424	327,418	709.96	54,598	207,886	280.76
TUNISIA	0	10,000	-	0	1,890	-
ALGERIA	186,612	105,064	-43.70	212,022	91,759	-56.72

TABEL 5. PERKEMBANGAN EKSPOR INDONESIA MENURUT KOMODITI DAN NEGARA TUJUAN

JENIS BARANG	BERAT BERSIH (KG)		PERUB	NILAI FOB (US \$)		PERUB
	JAN-SEP 2008	JAN-SEP 2009	%	JAN-SEP 2008	JAN-SEP 2009	%
	(1)	(2)	(3)	(4)	(5)	(6)
SUDAN	5,217	8,128	55.80	14,802	16,260	9.85
ERITREA	0	47,706	-	0	198,720	-
NAMIBIA	20,430	5,769	-71.76	32,055	4,808	-85.00
ETHIOPIA	0	5,183	-	0	62,626	-
TANZANIA, UNITED REPUBLIC OF	120,457	21,947	-81.78	127,246	26,714	-79.01
MADAGASCAR	255,993	471,626	84.23	297,904	543,175	82.33
KENYA	390,703	312,976	-19.89	746,162	571,621	-23.39
REUNION	13,038	0	-100.00	28,546	0	-100.00
TOGO	5,520	16,870	205.62	6,900	80,320	1,064.06
GHANA	411,827	532,256	29.24	730,470	921,465	26.15
GUINEA	185,130	234,878	26.87	515,748	879,223	70.48
ANGOLA	242,978	215,543	-11.29	307,110	506,368	64.88
CONGO	0	18,455	-	0	10,528	-
CAMEROON	117,877	38,415	-67.41	146,282	67,002	-54.20
NIGERIA	6,839,222	4,184,555	-38.82	13,600,411	9,477,665	-30.31
SIERRA LEONE	13,944	17,548	25.85	53,063	73,120	37.80
GABON	0	20,982	-	0	17,651	-
COTE D'IVOIRE	3,835	10,000	160.76	12,450	195,782	1,472.55
SENEGAL	17,812	30,449	70.95	26,561	225,964	750.74
MAURITANIA	13,794	8,249	-40.20	34,856	25,144	-27.86
MALI	38,440	8,508	-77.87	248,510	98,191	-60.49
BENIN	313,979	150,949	-51.92	704,001	234,736	-66.66
GAMBIA	5,634	49,098	771.46	14,757	190,825	1,193.12
SEYCHELLES	61,440	63,132	2.75	154,219	178,838	15.96
UGANDA	5,189	16,249	213.14	15,793	33,338	111.09
NIGER	53,632	10,240	-80.91	39,477	12,000	-69.60
DJIBOUTI	0	7,198	-	0	29,411	-
SAO TOME AND PRINCIPE	9,848	4,995	-49.28	18,107	9,277	-48.77
SOUTH AFRICA	1,918,882	1,373,801	-28.41	3,181,327	2,242,509	-29.51
ZIMBABWE	11,749	5,578	-52.52	15,534	8,235	-46.99
MALAWI	8,539	0	-100.00	14,562	0	-100.00
COMOROS	1,023	165	-83.87	3,922	512	-86.95
MAURITIUS	433,824	496,976	14.56	791,903	1,017,953	28.55
ZAIRE	101	0	-100.00	353	0	-100.00
AUSTRALIA	12,053,433	13,484,970	11.88	24,686,734	25,851,323	4.72
NEW ZEALAND	2,502,105	2,429,669	-2.90	4,399,270	4,582,491	4.16
MICRONESIA, FEDERATED STATES	79,375	25,761	-67.55	111,961	54,229	-51.56
GUAM	7,760	8,903	14.73	82,306	75,984	-7.68
PALAU	1,733	0	-100.00	9,013	0	-100.00
NAURU	5,674	11,014	94.11	9,568	19,136	100.00
NEW CALEDONIA	75,048	121,693	62.15	154,025	253,115	64.33
NORTHERN MARIANA ISLANDS	3,386	17,572	418.96	7,591	46,458	512.01
VANUATU	125,079	87,446	-30.09	224,864	142,246	-36.74
AMERICAN SAMOA	87,965	68,593	-22.02	159,475	111,379	-30.16
COOK ISLANDS	17,351	30,123	73.61	31,859	44,247	38.88
FIJI	529,588	401,092	-24.26	1,018,758	813,579	-20.14
KIRIBATI	41,617	31,254	-24.90	84,342	69,045	-18.14
MARSHALL ISLANDS	4,839	7,035	45.38	14,063	13,754	-2.20
SAMOA	155,707	98,077	-37.01	284,578	203,246	-28.58
SOLOMON ISLANDS	641,520	613,157	-4.42	946,931	1,044,703	10.33
TONGA	748,193	493,851	-33.99	1,001,969	666,444	-33.49
TUVALU	18,566	20,430	10.04	36,812	36,710	-0.28
EAST TIMOR	10,294,354	11,497,048	11.68	7,765,776	11,053,407	42.33
UNITED STATES	28,161,537	18,647,111	-33.79	47,014,595	37,547,652	-20.14
CANADA	2,332,310	1,750,626	-24.94	3,503,714	3,715,494	6.04
MEXICO	1,030,013	731,847	-28.95	2,229,077	1,466,023	-34.23
GUATEMALA	26,474	6,505	-75.43	28,876	8,400	-70.91
PANAMA	13,317	6,750	-49.31	21,583	12,500	-42.08
CUBA	0	3,718	-	0	5,473	-
SURINAME	154,746	136,483	-11.80	284,381	261,830	-7.93
CHILE	76,545	8,216	-89.27	412,297	26,840	-93.49
VENEZUELA	72,838	68,000	-6.64	58,450	36,295	-37.90
ARGENTINA	20,982	24,272	15.68	20,829	38,042	82.64
BRAZIL	397,098	1,179,372	197.00	244,393	670,307	174.27
COLOMBIA	57,344	64,054	11.70	142,205	175,786	23.61
URUGUAY	19,430	10,027	-48.39	54,391	28,347	-47.88
GUYANA	0	13,532	-	0	13,453	-
TRINIDAD AND TOBAGO	16,314	14,909	-8.61	34,927	42,913	22.86
JAMAICA	9,059	0	-100.00	25,353	0	-100.00
PUERTO RICO	393,836	1,037,368	163.40	606,196	1,391,657	129.57
DOMINICAN REPUBLIC	199,860	198,498	-0.68	97,199	51,340	-47.18
COSTA RICA	56,999	24,013	-57.87	53,250	17,169	-67.76
HAITI	0	13,679	-	0	17,480	-
BARBADOS	4,189	5,559	32.70	12,014	14,401	19.87

TABEL 5. PERKEMBANGAN EKSPOR INDONESIA MENURUT KOMODITI DAN NEGARA TUJUAN

JENIS BARANG	BERAT BERSIH (KG)		PERUB	NILAI FOB (US \$)		PERUB
	JAN-SEP 2008	JAN-SEP 2009	%	JAN-SEP 2008	JAN-SEP 2009	%
	(1)	(2)	(3)	(4)	(5)	(6)
DOMINICA	34,000	37,537	10.40	10,400	20,265	94.86
FRENCH POLYNESIA	74,943	88,653	18.29	187,657	217,632	15.97
NETHERLANDS ANTILLES	99	2,006	1,926.26	808	13,177	1,530.82
UNITED KINGDOM	1,374,535	1,501,015	9.20	3,731,967	3,980,051	6.65
NETHERLANDS	15,094,978	12,015,907	-20.40	14,756,832	13,461,258	-8.78
FRANCE	499,698	90,708	-81.85	963,883	179,346	-81.39
GERMANY, FED. REP. OF	967,194	901,004	-6.84	2,362,358	3,110,515	31.67
AUSTRIA	121,275	104,594	-13.75	472,850	589,994	24.77
BELGIUM	285,258	302,390	6.01	1,247,774	1,007,277	-19.27
SWITZERLAND	9,833	18,546	88.61	22,896	52,128	127.67
DENMARK	2,576	300	-88.35	20,823	44,198	112.26
NORWAY	49,043	60,622	23.61	114,126	122,166	7.04
SWEDEN	1,209,968	455,475	-62.36	1,279,978	450,390	-64.81
FINLAND	2,628,413	817,645	-68.89	4,049,487	1,415,821	-65.04
IRELAND	215	21,997	10,131.16	1,013	65,529	6,368.81
ITALY	145,077	207,433	42.98	1,024,589	836,479	-18.36
SPAIN	3,469,760	2,033,259	-41.40	3,759,472	2,043,049	-45.66
PORTUGAL	518,434	325,167	-37.28	452,038	247,727	-45.20
MONTSERRAT	0	3,130	-	0	4,455	-
GREECE	90,688	9,277	-89.77	179,766	57,670	-67.92
DEMOCRATIC REPUBLIC OF THE C	169,190	36,279	-78.56	230,917	54,950	-76.20
HUNGARY	15,089	0	-100.00	45,583	0	-100.00
POLAND	83,882	128,311	52.97	262,377	445,274	69.71
ROMANIA	17,413	41,151	136.32	27,801	19,618	-29.43
BULGARIA	92,387	139,297	50.78	263,400	334,794	27.10
YUGOSLAVIA	24,872	0	-100.00	57,869	0	-100.00
ARMENIA	0	12,265	-	0	28,001	-
BELARUS	20,160	8,928	-55.71	42,480	21,452	-49.50
KAZAKHSTAN	8,736	17,856	104.40	18,408	42,904	133.07
KYRGYZSTAN	0	3,744	-	0	8,996	-
UKRAINE	120,310	119,956	-0.29	122,819	126,768	3.22
LITHUANIA	319,467	45,744	-85.68	391,812	134,996	-65.55
LATVIA	37,280	4,218	-88.69	74,941	16,226	-78.35
ESTONIA	106,255	37,700	-64.52	161,042	15,080	-90.64
GEORGIA	8,001	0	-100.00	12,798	0	-100.00
CROATIA	84,223	30,141	-64.21	150,949	49,684	-67.09
MALTA	159,277	268,816	68.77	279,614	499,442	78.62
SLOVAKIA	707	0	-100.00	3,903	0	-100.00
SLOVENIA	27,456	5,222	-80.98	118,969	6,932	-94.17
CZECH REPUBLIC	384,422	447,207	16.33	418,373	671,578	60.52
RUSSIA FEDERATION	506,334	526,321	3.95	414,343	812,695	96.14
SEMEN	3,465,980,423	3,142,551,038	-9.33	124,260,307	116,943,316	-5.89
JAPAN	10,933,064	3,610,160	-66.98	727,765	280,204	-61.50
HONG KONG	1,336,000	2,465,200	84.52	130,113	249,070	91.43
TAIWAN	16,652,000	12,738,671	-23.50	1,288,559	1,019,261	-20.90
CHINA	0	40	-	0	10	-
PAPUA NEW GUINEA	0	5,984	-	0	2,300	-
THAILAND	449	10,902	2,328.06	40	1,000	2,400.00
SINGAPORE	80,461,118	22,945,242	-71.48	2,719,948	1,008,416	-62.93
PHILIPPINES	396,000	476,081	20.22	37,548	101,605	170.60
MALAYSIA	325,911,795	341,669,981	4.84	11,180,118	11,665,720	4.34
MYANMAR (FORM. BURMA)	149,000	0	-100.00	21,455	0	-100.00
CAMBODIA	0	245	-	0	675	-
BRUNEI DARUSSALAM	128,996,980	111,471,631	-13.59	3,066,177	3,889,802	26.86
VIET NAM	19,587,567	90,000	-99.54	1,285,432	9,372	-99.27
MALDIVES	48,600,000	8,500,359	-82.51	2,219,432	411,950	-81.44
INDIA	220,000	188,772,454	85,705.66	20,236	5,919,723	29,153.42
PAKISTAN	336	0	-100.00	1,276	0	-100.00
BANGLADESH	520,985,509	652,609,251	25.26	14,339,407	18,918,748	31.94
SRI LANKA	836,244,259	542,389,773	-35.14	35,001,697	23,757,335	-32.13
UNITED ARAB EMIRATES	3,000,084	221,223,506	7,273.91	124,545	7,285,847	5,749.97
QATAR	36,300,000	0	-100.00	1,598,900	0	-100.00
BAHRAIN	0	26,000,000	-	0	835,380	-
SUDAN	3,000,000	0	-100.00	159,000	0	-100.00
TANZANIA, UNITED REPUBLIC OF	164,786,123	122,022,187	-25.95	5,240,980	4,113,417	-21.51
MADAGASCAR	62,154,287	150,285,739	141.79	2,431,515	6,482,636	166.61
REUNION	10	625	6,150.00	9	817	8,977.78
MOZAMBIQUE	116,850,360	34,579,651	-70.41	3,881,102	1,123,838	-71.04
EQUATORIAL GUINEA	0	21,000,000	-	0	1,239,000	-
TOGO	124,711,365	64,200,000	-48.52	3,928,436	2,062,746	-47.49
GHANA	506,632,575	105,500,000	-79.18	16,119,118	3,423,290	-78.76
NIGERIA	0	112,000	-	0	11,219	-
SEYCHELLES	10,306,710	0	-100.00	767,589	0	-100.00

TABEL 5. PERKEMBANGAN EKSPOR INDONESIA MENURUT KOMODITI DAN NEGARA TUJUAN

JENIS BARANG	BERAT BERSIH (KG)		PERUB	NILAI FOB (US \$)		PERUB
	JAN-SEP 2008	JAN-SEP 2009	%	JAN-SEP 2008	JAN-SEP 2009	%
	(1)	(2)	(3)	(4)	(5)	(6)
COMOROS	0	3,500,812	-	0	192,545	-
MAURITIUS	127,480,985	189,722,431	48.82	5,608,339	7,645,423	36.32
AUSTRALIA	196,676,014	195,340,218	-0.68	6,087,121	7,204,979	18.36
NEW ZEALAND	117,849	2,980,000	2,428.66	15,715	458,920	2,820.27
PALAU	305	0	-100.00	253	0	-100.00
NORTHERN MARIANA ISLANDS	0	34,830,524	-	0	1,393,221	-
VANUATU	5,260,500	0	-100.00	245,799	0	-100.00
AMERICAN SAMOA	7,090,000	0	-100.00	345,004	0	-100.00
KIRIBATI	112,000	0	-100.00	8,064	0	-100.00
SAMOA	9,982,000	0	-100.00	466,091	0	-100.00
SOLOMON ISLANDS	1,820,100	0	-100.00	89,937	0	-100.00
TONGA	1,368,560	0	-100.00	67,410	0	-100.00
EAST TIMOR	28,614,265	68,641,087	139.88	1,816,902	5,389,952	196.66
UNITED STATES	127	2,558	1,914.17	679	2,127	213.25
MEXICO	17,592,743	0	-100.00	686,116	0	-100.00
FRENCH POLYNESIA	34,077,500	14,821,000	-56.51	1,566,288	818,367	-47.75
NETHERLANDS	0	24,010	-	0	7,456	-
FRANCE	328	7,047	2,048.48	327	5,388	1,547.71
GERMANY, FED. REP. OF	2,146	36	-98.32	65	133	104.62
BELGIUM	0	70	-	0	5	-
SWEDEN	17,569,023	0	-100.00	962,174	0	-100.00
SPAIN	0	48	-	0	25	-
PORTUGAL	0	61	-	0	137	-
SLOVAKIA	387	1,093	182.43	3,626	11,215	209.29
RUSSIA FEDERATION	0	361	-	0	42	-
-DARI ROTAN	5,102,001	2,759,311	-45.92	14,248,860	9,414,857	-33.93
JAPAN	231,446	179,684	-22.36	1,141,636	965,801	-15.40
HONG KONG	0	18	-	0	174	-
KOREA, REPUBLIC OF	782,893	463,119	-40.85	1,857,998	1,078,692	-41.94
TAIWAN	36,835	46,460	26.13	93,595	126,504	35.16
CHINA	1,548	584	-62.27	2,693	900	-66.58
PAPUA NEW GUINEA	2,450	1,127	-54.00	2,266	923	-59.27
THAILAND	2,842	2,452	-13.72	6,138	3,111	-49.32
SINGAPORE	3,180	165	-94.81	6,321	354	-94.40
PHILIPPINES	0	88	-	0	130	-
MALAYSIA	10,007	13,011	30.02	33,120	28,790	-13.07
BRUNEI DARUSSALAM	1,357	0	-100.00	2,397	0	-100.00
VIET NAM	10,192	0	-100.00	6,212	0	-100.00
MALDIVES	2,552	769	-69.87	19,678	4,920	-75.00
INDIA	9,433	1,348	-85.71	49,854	1,827	-96.34
SRI LANKA	511	0	-100.00	495	0	-100.00
IRAN (ISLAMIC REPUBLIC OF)	1,534	0	-100.00	807	0	-100.00
SAUDI ARABIA	178	18,417	10,246.63	587	51,079	8,601.70
ISRAEL	2,344	332	-85.84	4,613	786	-82.96
KUWAIT	305	0	-100.00	6,466	0	-100.00
JORDAN	1,299	1,710	31.64	1,004	1,541	53.49
LEBANON	129	650	403.88	45	1,831	3,968.89
OMAN	27	45	66.67	422	959	127.25
TURKEY	3,967	5,189	30.80	7,170	2,893	-59.65
UNITED ARAB EMIRATES	4,733	5,382	13.71	42,642	15,332	-64.04
BAHRAIN	321	0	-100.00	203	0	-100.00
CYPRUS	36	79	119.44	44	560	1,172.73
EGYPT	574	19	-96.69	597	132	-77.89
MOROCCO	43	0	-100.00	45	0	-100.00
TUNISIA	22	0	-100.00	46	0	-100.00
ALGERIA	1,028	0	-100.00	626	0	-100.00
SUDAN	103	0	-100.00	300	0	-100.00
NAMIBIA	0	41	-	0	97	-
ETHIOPIA	757	0	-100.00	600	0	-100.00
TANZANIA, UNITED REPUBLIC OF	1,694	0	-100.00	8,729	0	-100.00
MADAGASCAR	304	0	-100.00	493	0	-100.00
KENYA	4,000	0	-100.00	8,000	0	-100.00
REUNION	1,006	362	-64.02	679	522	-23.12
ANGOLA	0	857	-	0	944	-
COTE D'IVOIRE	0	125	-	0	255	-
SEYCHELLES	421	38,866	9,131.83	728	63,588	8,634.62
UGANDA	0	9	-	0	46	-
SOUTH AFRICA	5,134	3,561	-30.64	14,874	7,282	-51.04
MAURITIUS	732	929	26.91	955	1,341	40.42
VIRGIN ISLANDS (BRITISH)	0	249	-	0	865	-
AUSTRALIA	166,731	101,618	-39.05	389,167	242,127	-37.78
NEW ZEALAND	27,976	15,040	-46.24	77,759	43,532	-44.02
NEW CALEDONIA	519	983	89.40	1,175	1,694	44.17

TABEL 5. PERKEMBANGAN EKSPOR INDONESIA MENURUT KOMODITI DAN NEGARA TUJUAN

JENIS BARANG	BERAT BERSIH (KG)		PERUB	NILAI FOB (US \$)		PERUB
	JAN-SEP 2008	JAN-SEP 2009	%	JAN-SEP 2008	JAN-SEP 2009	%
	(1)	(2)	(3)	(4)	(5)	(6)
VANUATU	0	30	-	0	119	-
COOK ISLANDS	0	161	-	0	521	-
FIJI	5,570	627	-88.74	48,472	4,242	-91.25
SOLOMON ISLANDS	17	0	-100.00	48	0	-100.00
UNITED STATES	724,799	320,392	-55.80	3,390,319	1,908,203	-43.72
CANADA	11,976	5,995	-49.94	30,475	26,509	-13.01
MEXICO	12,165	1,704	-85.99	11,915	14,692	23.31
GUATEMALA	0	184	-	0	396	-
SURINAME	0	717	-	0	3,630	-
CHILE	160	291	81.88	552	838	51.81
VENEZUELA	26	4	-84.62	72	18	-75.00
ARGENTINA	493	216	-56.19	831	641	-22.86
BRAZIL	21,824	5,261	-75.89	82,403	18,163	-77.96
COLOMBIA	565	0	-100.00	601	0	-100.00
URUGUAY	7	15	114.29	49	12	-75.51
PARAGUAY	38	0	-100.00	78	0	-100.00
BAHAMAS	23	0	-100.00	23	0	-100.00
JAMAICA	745	0	-100.00	1,038	0	-100.00
PUERTO RICO	2,021	293	-85.50	5,671	991	-82.53
DOMINICAN REPUBLIC	5,854	5,257	-10.20	9,149	16,770	83.30
ANTIGUA AND BARBUDA	178	0	-100.00	678	0	-100.00
ANGUILLA	0	222	-	0	620	-
ARUBA	0	347	-	0	795	-
FRENCH GUIANA	97	0	-100.00	376	0	-100.00
FRENCH POLYNESIA	3,261	1,944	-40.39	4,771	2,795	-41.42
GRENADA	120	0	-100.00	123	0	-100.00
MARTINIQUE	802	501	-37.53	1,475	806	-45.36
SAINT LUCIA	300	312	4.00	1,581	450	-71.54
TURKS AND CAICOS ISLANDS	944	0	-100.00	2,017	0	-100.00
GUADELOUPE	524	364	-30.53	1,410	375	-73.40
SAINT KITTS AND NEVIS	36	0	-100.00	58	0	-100.00
UNITED KINGDOM	1,321,384	85,870	-93.50	2,238,331	369,325	-83.50
NETHERLANDS	934,041	849,547	-9.05	2,591,023	2,595,489	0.17
FRANCE	97,541	82,125	-15.80	266,870	214,700	-19.55
GERMANY, FED. REP. OF	224,628	102,766	-54.25	471,752	336,511	-28.67
AUSTRIA	233	66	-71.67	319	114	-64.26
BELGIUM	93,488	189,862	103.09	290,654	589,830	102.93
SWITZERLAND	1,379	2,269	64.54	10,372	10,234	-1.33
DENMARK	26,904	7,618	-71.68	89,241	28,882	-67.64
NORWAY	2,484	2,486	0.08	9,804	4,164	-57.53
SWEDEN	16,279	12,773	-21.54	115,474	79,788	-30.90
FINLAND	16,382	10,704	-34.66	182,167	91,996	-49.50
IRELAND	5,298	730	-86.22	10,513	941	-91.05
ITALY	138,037	26,428	-80.85	233,178	77,241	-66.87
SPAIN	35,716	44,998	25.99	182,548	184,342	0.98
PORTUGAL	6,303	1,272	-79.82	25,403	445	-98.25
ICELAND	0	714	-	0	2,455	-
GREECE	8,915	12,055	35.22	24,526	12,989	-47.04
HUNGARY	3,352	3,444	2.74	21,295	3,751	-82.39
POLAND	4,151	3,352	-19.25	12,754	14,683	15.12
ROMANIA	477	0	-100.00	1,809	0	-100.00
BULGARIA	6,737	519	-92.30	5,618	887	-84.21
YUGOSLAVIA	6,389	7,593	18.84	7,036	5,913	-15.96
KAZAKHSTAN	2,662	1,954	-26.60	7,671	7,579	-1.20
UKRAINE	2,428	0	-100.00	8,552	0	-100.00
LITHUANIA	0	53	-	0	170	-
LATVIA	42	2,794	6,552.38	181	12,438	6,771.82
CROATIA	5,770	10,693	85.32	11,910	13,254	11.28
MALTA	40	0	-100.00	16	0	-100.00
SLOVAKIA	0	10,745	-	0	50,655	-
SLOVENIA	625	728	16.48	3,333	2,886	-13.41
CZECH REPUBLIC	24,668	36,311	47.20	33,366	49,204	47.47
RUSSIA FEDERATION	1,940	717	-63.04	7,780	2,873	-63.07
-DARI BAHAN LAINNYA	11,258,147	8,495,203	-24.54	30,681,166	20,612,102	-32.82
JAPAN	990,851	575,226	-41.95	4,500,335	2,868,381	-36.26
HONG KONG	13,866	10,904	-21.36	37,701	39,139	3.81
KOREA, DEMOCRATIC PEOPLE'S R	177	0	-100.00	231	0	-100.00
KOREA, REPUBLIC OF	382,345	264,779	-30.75	896,905	388,267	-56.71
TAIWAN	837,725	829,885	-0.94	346,444	318,346	-8.11
CHINA	314,646	30,625	-90.27	171,329	45,937	-73.19
MACAU	3	0	-100.00	12	0	-100.00
PAPUA NEW GUINEA	875	2,350	168.57	1,481	1,925	29.98
THAILAND	29,686	35,699	20.26	74,941	85,382	13.93

TABEL 5. PERKEMBANGAN EKSPOR INDONESIA MENURUT KOMODITI DAN NEGARA TUJUAN

JENIS BARANG	BERAT BERSIH (KG)		PERUB	NILAI FOB (US \$)		PERUB
	JAN-SEP 2008	JAN-SEP 2009	%	JAN-SEP 2008	JAN-SEP 2009	%
	(1)	(2)	(3)	(4)	(5)	(6)
SINGAPORE	89,308	83,515	-6.49	167,654	80,157	-52.19
PHILIPPINES	5,481	3,126	-42.97	8,862	6,428	-27.47
MALAYSIA	392,066	785,524	100.36	331,855	428,620	29.16
CAMBODIA	3	729	24,200.00	6	662	10,933.33
BRUNEI DARUSSALAM	2,021	2,200	8.86	3,205	4,262	32.98
LAO PEOPLE'S DEMOCRATIC REPL	0	113	-	0	2,747	-
VIET NAM	162	4	-97.53	2,847	12	-99.58
MALDIVES	47,332	37,793	-20.15	233,181	141,140	-39.47
INDIA	55,572	10,864	-80.45	82,142	32,980	-59.85
SRI LANKA	12,379	5,596	-54.79	36,524	15,211	-58.35
IRAN (ISLAMIC REPUBLIC OF)	56,405	20,045	-64.46	67,753	45,166	-33.34
SAUDI ARABIA	27,924	17,718	-36.55	24,815	30,223	21.79
ISRAEL	22,895	7,814	-65.87	40,310	7,387	-81.67
KUWAIT	5,798	4,620	-20.32	20,576	9,830	-52.23
JORDAN	7,690	35,081	356.19	9,059	56,640	525.23
LEBANON	5,446	40,645	646.33	10,809	490,559	4,438.43
YEMEN	475	0	-100.00	229	0	-100.00
OMAN	1,327	920	-30.67	1,280	5,700	345.31
SYRIA ARAB REPUBLIC	0	286	-	0	357	-
TURKEY	24,981	28,693	14.86	50,940	43,814	-13.99
UNITED ARAB EMIRATES	47,838	19,332	-59.59	177,742	78,862	-55.63
QATAR	1,090	128	-88.26	3,854	258	-93.31
BAHRAIN	35,482	35,762	0.79	19,525	7,379	-62.21
CYPRUS	7,523	33,334	343.09	26,737	29,420	10.03
EGYPT	40,747	3,083	-92.43	63,682	6,202	-90.26
LIBYAN ARAB JAMAHIRIYA	0	5,868	-	0	23,856	-
MOROCCO	891	5,501	517.40	1,906	23,007	1,107.08
TUNISIA	4,983	5,116	2.67	12,013	45,496	278.72
ALGERIA	0	30	-	0	16	-
NAMIBIA	883	732	-17.10	1,988	629	-68.36
ETHIOPIA	0	47	-	0	75	-
TANZANIA, UNITED REPUBLIC OF	4,194	408	-90.27	16,264	1,893	-88.36
MADAGASCAR	4,825	8,818	82.76	7,076	36,626	417.61
KENYA	8,043	1,846	-77.05	4,891	5,118	4.64
REUNION	77,676	60,139	-22.58	197,062	144,757	-26.54
MOZAMBIQUE	188	3,644	1,838.30	173	3,866	2,134.68
BOTSWANA	120	0	-100.00	408	0	-100.00
ANGOLA	822	7,760	844.04	439	4,491	923.01
CONGO	0	39	-	0	88	-
NIGERIA	0	5	-	0	8	-
SIERRA LEONE	1,922	0	-100.00	1,596	0	-100.00
GABON	4,671	205	-95.61	13,074	2,879	-77.98
COTE D'IVOIRE	5,335	631	-88.17	9,483	1,758	-81.46
SENEGAL	3,121	3,938	26.18	3,861	2,052	-46.85
U.S. VIRGIN ISLANDS	0	2,042	-	0	6,541	-
SEYCHELLES	35,211	168,275	377.90	63,363	77,150	21.76
CENTRAL AFRICAN REPUBLIC	0	120	-	0	400	-
DJIBOUTI	0	2,315	-	0	5,950	-
SOUTH AFRICA	81,144	40,556	-50.02	158,459	97,594	-38.41
MAURITIUS	29,081	16,501	-43.26	90,607	36,953	-59.22
VIRGIN ISLANDS (BRITISH)	6,083	3,849	-36.73	10,950	8,774	-19.87
AUSTRALIA	1,244,295	575,178	-53.77	1,158,480	674,946	-41.74
NEW ZEALAND	56,017	28,821	-48.55	134,224	79,491	-40.78
MICRONESIA, FEDERATED STATES	1,006	0	-100.00	5,138	0	-100.00
GUAM	3,943	7,051	78.82	17,125	16,614	-2.98
PALAU	732	7	-99.04	1,810	157	-91.33
NEW CALEDONIA	39,603	41,611	5.07	78,994	85,109	7.74
SAINT VINCENT AND THE GRENAD	6,400	411	-93.58	11,423	506	-95.57
VANUATU	4,806	8,582	78.57	6,771	10,111	49.33
WALLIS AND FUTUNA ISLANDS	1,725	5,854	239.36	3,072	4,839	57.52
AMERICAN SAMOA	0	11	-	0	194	-
COOK ISLANDS	2,012	5,114	154.17	13,469	19,129	42.02
FIJI	15,302	4,351	-71.57	65,006	25,892	-60.17
SAMOA	1,230	5,361	335.85	3,709	8,994	142.49
TONGA	2,842	0	-100.00	4,598	0	-100.00
EAST TIMOR	2,404	3,410	41.85	1,878	9,377	399.31
UNITED STATES	1,859,532	1,122,953	-39.61	9,741,002	5,808,847	-40.37
CANADA	179,063	101,961	-43.06	496,503	325,574	-34.43
MEXICO	57,199	26,244	-54.12	168,867	104,068	-38.37
GUATEMALA	5,634	287	-94.91	7,431	1,243	-83.27
HONDURAS	2,129	7,052	231.24	1,585	9,981	529.72
NICARAGUA	1,253	0	-100.00	1,870	0	-100.00
PANAMA	6,027	9,597	59.23	27,748	25,632	-7.63
CHILE	21,521	15,274	-29.03	59,358	37,690	-36.50

TABEL 5. PERKEMBANGAN EKSPOR INDONESIA MENURUT KOMODITI DAN NEGARA TUJUAN

JENIS BARANG	BERAT BERSIH (KG)		PERUB	NILAI FOB (US \$)		PERUB
	JAN-SEP 2008	JAN-SEP 2009	%	JAN-SEP 2008	JAN-SEP 2009	%
	(1)	(2)	(3)	(4)	(5)	(6)
VENEZUELA	19,283	3,629	-81.18	28,403	8,802	-69.01
ARGENTINA	46,362	33,736	-27.23	119,666	77,481	-35.25
BRAZIL	96,895	61,640	-36.38	220,602	187,957	-14.80
COLOMBIA	27,686	6,113	-77.92	58,520	22,531	-61.50
URUGUAY	6,719	3,447	-48.70	33,242	11,318	-65.95
PERU	7,664	6,353	-17.11	17,011	20,784	22.18
TRINIDAD AND TOBAGO	886	4,585	417.49	3,826	5,700	48.98
BAHAMAS	21,190	2,564	-87.90	32,597	10,034	-69.22
JAMAICA	27,454	16,366	-40.39	31,233	25,056	-19.78
PUERTO RICO	5,331	6,798	27.52	12,583	24,464	94.42
BELIZE	933	0	-100.00	3,687	0	-100.00
DOMINICAN REPUBLIC	35,764	36,788	2.86	114,805	74,319	-35.27
COSTA RICA	19,122	21,034	10.00	33,498	16,215	-51.59
HAITI	0	7,076	-	0	6,815	-
BARBADOS	6,099	46,935	669.55	10,650	38,575	262.21
ANTIGUA AND BARBUDA	7,225	5,336	-26.15	23,681	11,512	-51.39
ANGUILLA	0	138	-	0	284	-
ARUBA	5,277	34	-99.36	14,771	75	-99.49
BERMUDA	166	263	58.43	792	696	-12.12
CAYMAN ISLANDS	1,557	147	-90.56	1,169	171	-85.37
DOMINICA	950	0	-100.00	3,547	0	-100.00
FRENCH GUIANA	11,135	2,695	-75.80	34,395	3,496	-89.84
FRENCH POLYNESIA	70,225	28,710	-59.12	85,535	48,211	-43.64
GRENADA	2,912	0	-100.00	3,966	0	-100.00
MARTINIQUE	18,655	18,546	-0.58	62,951	42,156	-33.03
NETHERLANDS ANTILLES	5,488	5,170	-5.79	24,660	15,255	-38.14
SAINT LUCIA	526	1,651	213.88	1,800	7,248	302.67
TURKS AND CAICOS ISLANDS	7,726	891	-88.47	16,364	2,184	-86.65
GUADELOUPE	22,113	23,891	8.04	65,103	52,865	-18.80
SAINT KITTS AND NEVIS	2,208	2,212	0.18	3,129	3,086	-1.37
UNITED KINGDOM	317,307	460,860	45.24	1,300,449	854,495	-34.29
NETHERLANDS	422,354	278,908	-33.96	1,146,428	537,919	-53.08
FRANCE	574,664	509,874	-11.27	1,277,645	1,180,314	-7.62
GERMANY, FED. REP. OF	552,064	368,229	-33.30	1,129,176	1,093,226	-3.18
AUSTRIA	15,588	17,697	13.53	33,475	33,488	0.04
BELGIUM	211,696	208,201	-1.65	606,330	378,618	-37.56
SWITZERLAND	11,107	14,323	28.95	65,633	60,920	-7.18
LUXEMBOURG	0	1	-	0	10	-
DENMARK	35,174	30,223	-14.08	196,049	88,081	-55.07
NORWAY	9,483	4,294	-54.72	27,163	28,139	3.59
SWEDEN	22,115	34,044	53.94	37,044	45,247	22.14
FINLAND	18,190	7,105	-60.94	70,090	22,592	-67.77
IRELAND	14,508	2,826	-80.52	20,836	2,221	-89.34
ITALY	458,761	322,233	-29.76	1,170,745	966,185	-17.47
SPAIN	440,836	265,697	-39.73	1,454,894	699,244	-51.94
PORTUGAL	29,147	27,012	-7.32	110,212	65,521	-40.55
GREECE	108,728	66,903	-38.47	338,711	199,657	-41.05
HUNGARY	30,401	54,821	80.33	65,880	180,155	173.46
POLAND	68,607	72,585	5.80	116,749	147,793	26.59
ROMANIA	12,389	2,496	-79.85	29,972	5,832	-80.54
BULGARIA	19,358	17,114	-11.59	35,803	22,809	-36.29
YUGOSLAVIA	2,286	8,779	284.03	5,993	7,472	24.68
ALBANIA	57	5,546	9,629.82	90	6,157	6,741.11
KAZAKHSTAN	149	0	-100.00	418	0	-100.00
UKRAINE	70,602	2,004	-97.16	100,061	4,952	-95.05
LITHUANIA	2,567	212	-91.74	2,347	622	-73.50
LATVIA	122	79,706	65,232.79	315	126,551	40,074.92
ESTONIA	10,235	1,848	-81.94	30,609	4,034	-86.82
CROATIA	31,995	16,475	-48.51	142,169	36,688	-74.19
BOSNIA AND HERZEGOVINA	887	0	-100.00	2,499	0	-100.00
MALTA	12,587	193	-98.47	29,956	1,887	-93.70
SLOVAKIA	21	283	1,247.62	572	838	46.50
SLOVENIA	6,702	11,202	67.14	2,675	15,611	483.59
CZECH REPUBLIC	1,373	15,304	1,014.64	2,168	9,806	352.31
SOUTH GEORGIA AND THE SOUTH REP. OF MACEDONIA	243	0	-100.00	208	0	-100.00
RUSSIA FEDERATION	1,084	250	-76.94	1,575	570	-63.81
	23,222	7,299	-68.57	47,401	17,394	-63.30
-DARI ROTAN	106,977,504	83,589,264	-21.86	240,349,160	187,746,431	-21.89
JAPAN	9,117,082	8,206,739	-9.99	26,003,905	25,176,810	-3.18
HONG KONG	80,909	56,204	-30.53	269,369	160,588	-40.38
KOREA, REPUBLIC OF	830,188	992,731	19.58	1,716,365	1,607,985	-6.31
TAIWAN	624,189	728,426	16.70	1,092,578	1,205,147	10.30
CHINA	432,282	289,180	-33.10	820,035	786,926	-4.04

TABEL 5. PERKEMBANGAN EKSPOR INDONESIA MENURUT KOMODITI DAN NEGARA TUJUAN

JENIS BARANG	BERAT BERSIH (KG)		PERUB	NILAI FOB (US \$)		PERUB
	JAN-SEP 2008	JAN-SEP 2009	%	JAN-SEP 2008	JAN-SEP 2009	%
	(1)	(2)	(3)	(4)	(5)	(6)
MACAU	0	205	-	0	568	-
PAPUA NEW GUINEA	21,680	11,615	-46.43	156,354	23,532	-84.95
THAILAND	132,065	205,097	55.30	401,745	635,277	58.13
SINGAPORE	493,995	695,744	40.84	1,691,875	2,689,458	58.96
PHILIPPINES	116,040	68,159	-41.26	250,619	119,830	-52.19
MALAYSIA	2,361,477	2,785,006	17.93	4,009,423	2,995,854	-25.28
MYANMAR (FORM. BURMA)	21	32	52.38	50	60	20.00
CAMBODIA	4,894	0	-100.00	214,118	0	-100.00
BRUNEI DARUSSALAM	52,035	68,314	31.28	54,864	85,299	55.47
VIET NAM	257,163	144,717	-43.73	1,821,669	1,121,354	-38.44
MALDIVES	136,566	207,196	51.72	388,763	551,251	41.80
INDIA	186,554	209,478	12.29	422,213	632,051	49.70
PAKISTAN	2,548	3,536	38.78	3,224	8,609	167.03
BANGLADESH	0	1,445	-	0	6,877	-
SRI LANKA	38,882	4,237	-89.10	73,991	10,223	-86.18
IRAQ	0	3,000	-	0	8,256	-
IRAN (ISLAMIC REPUBLIC OF)	41,157	40,784	-0.91	104,941	111,859	6.59
SAUDI ARABIA	326,502	233,303	-28.54	590,860	846,356	43.24
ISRAEL	109,188	83,843	-23.21	187,309	152,731	-18.46
KUWAIT	251,762	143,422	-43.03	514,327	257,490	-49.94
JORDAN	77,141	45,946	-40.44	231,462	144,081	-37.75
LEBANON	261,869	391,541	49.52	725,800	1,025,929	41.35
YEMEN	15,570	1,550	-90.04	15,594	4,000	-74.35
OMAN	28,484	19,776	-30.57	80,999	83,680	3.31
SYRIA ARAB REPUBLIC	53,402	73,729	38.06	130,069	159,215	22.41
TURKEY	622,839	485,106	-22.11	1,384,000	1,064,816	-23.06
UNITED ARAB EMIRATES	711,949	226,041	-68.25	2,096,396	737,722	-64.81
QATAR	82,363	60,371	-26.70	642,610	483,711	-24.73
BAHRAIN	52,703	10,308	-80.44	197,674	34,273	-82.66
CYPRUS	161,091	114,673	-28.81	634,256	502,520	-20.77
EGYPT	323,762	335,576	3.65	954,917	602,069	-36.95
LIBYAN ARAB JAMAHIRIYA	33,474	10,466	-68.73	41,754	11,240	-73.08
MOROCCO	217,415	199,265	-8.35	794,025	569,443	-28.28
TUNISIA	12,537	26,812	113.86	61,955	72,423	16.90
ALGERIA	2,500	30,368	1,114.72	6,856	74,441	985.78
SUDAN	24,158	72,850	201.56	127,290	177,685	39.59
NAMIBIA	21,349	28,612	34.02	38,637	87,764	127.15
TANZANIA, UNITED REPUBLIC OF	66,669	34,588	-48.12	75,432	42,114	-44.17
MADAGASCAR	10,853	10,842	-0.10	18,011	18,105	0.52
KENYA	19,816	5,186	-73.83	36,306	15,871	-56.29
REUNION	388,823	247,209	-36.42	653,244	526,136	-19.46
MOZAMBIQUE	2,099	67,000	3,092.00	7,680	157,358	1,948.93
BOTSWANA	304	0	-100.00	1,030	0	-100.00
EQUATORIAL GUINEA	3,601	4,496	24.85	15,098	4,389	-70.93
GHANA	3,681	2,004	-45.56	9,770	10,872	11.28
ANGOLA	35,154	22,643	-35.59	43,025	28,464	-33.84
CONGO	46,314	45,552	-1.65	56,125	45,530	-18.88
CAMEROON	13,252	615	-95.36	34,704	6,884	-80.16
NIGERIA	5,361	14,644	173.16	81,960	31,703	-61.32
SIERRA LEONE	3,279	0	-100.00	2,722	0	-100.00
GABON	0	3,750	-	0	15,733	-
COTE D'IVOIRE	35,716	22,363	-37.39	49,494	29,512	-40.37
SENEGAL	32,191	2,193	-93.19	127,214	33,737	-73.48
MAURITANIA	0	17,449	-	0	9,735	-
BENIN	18,238	11,471	-37.10	42,147	14,187	-66.34
U.S. VIRGIN ISLANDS	163	452	177.30	160	960	500.00
SEYCHELLES	77,898	37,024	-52.47	107,695	196,507	82.47
UGANDA	0	2,808	-	0	14,910	-
DJIBOUTI	4,438	6,431	44.91	18,547	18,923	2.03
SAO TOME AND PRINCIPE	0	2,617	-	0	10,561	-
SOUTH AFRICA	1,102,075	774,996	-29.68	3,159,919	2,130,769	-32.57
ZIMBABWE	2,596	5,694	119.34	11,540	22,068	91.23
ZAMBIA	0	656	-	0	7,790	-
MAURITIUS	179,661	106,722	-40.60	418,511	195,160	-53.37
VIRGIN ISLANDS (BRITISH)	16,392	4,011	-75.53	66,548	14,731	-77.86
AUSTRALIA	3,512,670	2,548,958	-27.44	7,266,224	5,635,611	-22.44
NEW ZEALAND	364,466	97,772	-73.17	804,572	214,501	-73.34
GUAM	44,651	35,916	-19.56	91,192	66,278	-27.32
PALAU	3	11,433	381,000.00	15	23,500	156,566.67
NEW CALEDONIA	184,564	121,851	-33.98	345,823	221,509	-35.95
NORTHERN MARIANA ISLANDS	2,000	548	-72.60	5,232	1,670	-68.08
SAINT VINCENT AND THE GRENAD	7,369	5,097	-30.83	24,120	15,508	-35.70
VANUATU	20,644	24,802	20.14	34,750	60,450	73.96
WALLIS AND FUTUNA ISLANDS	12,686	2,756	-78.28	23,169	4,135	-82.15

TABEL 5. PERKEMBANGAN EKSPOR INDONESIA MENURUT KOMODITI DAN NEGARA TUJUAN

JENIS BARANG	BERAT BERSIH (KG)		PERUB	NILAI FOB (US \$)		PERUB
	JAN-SEP 2008	JAN-SEP 2009	%	JAN-SEP 2008	JAN-SEP 2009	%
	(1)	(2)	(3)	(4)	(5)	(6)
COOK ISLANDS	2,009	2,936	46.14	3,928	14,386	266.24
FIJI	42,873	12,813	-70.11	204,350	62,578	-69.38
SAMOA	2,711	928	-65.77	4,884	240	-95.09
SOLOMON ISLANDS	2,982	3,114	4.43	12,986	15,865	22.17
TONGA	8,216	0	-100.00	17,985	0	-100.00
EAST TIMOR	57,913	165,977	186.60	107,277	241,254	124.89
UNITED STATES	8,795,167	6,115,356	-30.47	29,057,237	20,349,237	-29.97
CANADA	1,426,434	446,229	-68.72	2,426,757	1,570,306	-35.29
MEXICO	529,283	351,065	-33.67	1,465,578	888,074	-39.40
GUATEMALA	40,066	15,798	-60.57	119,134	60,186	-49.48
HONDURAS	6,743	0	-100.00	18,732	0	-100.00
NICARAGUA	3,691	0	-100.00	15,919	0	-100.00
PANAMA	153,913	80,298	-47.83	343,949	201,785	-41.33
CUBA	0	227	-	0	200	-
SURINAME	59,391	22,642	-61.88	102,950	35,113	-65.89
CHILE	201,256	136,125	-32.36	557,393	479,977	-13.89
VENEZUELA	44,546	35,073	-21.27	104,932	74,666	-28.84
ARGENTINA	148,320	57,528	-61.21	350,298	176,624	-49.58
BRAZIL	312,571	107,878	-65.49	826,724	290,000	-64.92
COLOMBIA	69,191	92,947	34.33	240,256	213,439	-11.16
BOLIVIA	7,369	59	-99.20	18,279	491	-97.31
URUGUAY	61,999	40,017	-35.46	214,999	91,511	-57.44
PARAGUAY	7,939	2,508	-68.41	23,396	9,674	-58.65
ECUADOR	78,564	32,005	-59.26	350,143	140,914	-59.76
PERU	105,867	102,101	-3.56	286,017	341,377	19.36
GUYANA	2,882	2,160	-25.05	2,945	11,484	289.95
TRINIDAD AND TOBAGO	13,745	10,868	-20.93	36,429	29,314	-19.53
BAHAMAS	431	7,615	1,666.82	430	14,753	3,330.93
JAMAICA	58,254	10,765	-81.52	222,589	24,630	-88.93
PUERTO RICO	59,844	28,040	-53.14	159,827	85,697	-46.38
BELIZE	6,795	1,967	-71.05	35,210	19,639	-44.22
DOMINICAN REPUBLIC	435,326	44,058	-89.88	1,659,266	172,235	-89.62
EL SALVADOR	4,287	0	-100.00	18,331	0	-100.00
COSTA RICA	118,188	18,117	-84.67	456,795	47,696	-89.56
HAITI	0	22	-	0	70	-
BARBADOS	19,923	6,096	-69.40	83,550	12,374	-85.19
ANTIGUA AND BARBUDA	20,353	15,792	-22.41	62,876	59,448	-5.45
ANGUILLA	9,473	4,406	-53.49	720	20,361	2,727.92
ARUBA	34,213	25,010	-26.90	160,578	51,393	-67.99
BERMUDA	100	5,310	5,210.00	532	19,186	3,506.39
CAPE VERDE	0	35,961	-	0	58,008	-
CAYMAN ISLANDS	19,723	709	-96.41	7,057	12,210	73.02
DOMINICA	52,370	3,650	-93.03	165,203	6,544	-96.04
FRENCH GUIANA	24,449	33,716	37.90	59,856	71,606	19.63
FRENCH POLYNESIA	275,039	187,396	-31.87	561,149	304,058	-45.82
GRENADA	4,016	4,922	22.56	14,343	20,653	43.99
MARTINIQUE	88,648	85,003	-4.11	204,311	227,911	11.55
NETHERLANDS ANTILLES	132,089	114,402	-13.39	409,495	314,853	-23.11
SAINT LUCIA	4,723	1,750	-62.95	18,806	9,768	-48.06
TURKS AND CAICOS ISLANDS	16,738	499	-97.02	32,190	1,710	-94.69
GUADELOUPE	134,755	175,397	30.16	426,031	495,431	16.29
SAINT KITTS AND NEVIS	4,141	0	-100.00	6,591	0	-100.00
UNITED KINGDOM	29,179,882	22,151,915	-24.08	21,953,514	15,480,964	-29.48
NETHERLANDS	4,104,517	3,852,817	-6.13	12,250,602	11,514,819	-6.01
FRANCE	3,564,569	2,975,364	-16.53	9,310,275	7,242,232	-22.21
GERMANY, FED. REP. OF	9,870,978	10,261,029	3.95	28,775,812	29,178,298	1.40
AUSTRIA	53,954	74,238	37.59	145,982	161,136	10.38
BELGIUM	3,545,611	2,810,803	-20.72	12,303,336	9,408,155	-23.53
SWITZERLAND	50,231	90,595	80.36	232,046	220,541	-4.96
LUXEMBOURG	0	160	-	0	475	-
MONACO	0	43	-	0	24	-
DENMARK	446,657	428,682	-4.02	2,024,869	1,534,402	-24.22
NORWAY	156,800	189,106	20.60	448,011	735,658	64.21
SWEDEN	371,618	250,504	-32.59	1,127,966	1,215,846	7.79
FINLAND	746,071	519,526	-30.37	2,205,764	1,671,949	-24.20
IRELAND	299,738	188,153	-37.23	710,626	358,934	-49.49
ITALY	4,266,797	3,061,740	-28.24	11,703,722	8,140,127	-30.45
SPAIN	3,372,512	2,099,585	-37.74	9,834,185	6,112,113	-37.85
PORTUGAL	452,188	294,269	-34.92	1,250,150	775,556	-37.96
ICELAND	16,324	4,597	-71.84	42,903	9,615	-77.59
GREECE	1,790,291	1,007,885	-43.70	4,839,782	2,365,056	-51.13
DEMOCRATIC REPUBLIC OF THE C	0	3,920	-	0	10,004	-
HUNGARY	224,789	70,554	-68.61	674,941	267,567	-60.36
POLAND	1,556,939	1,003,721	-35.53	3,921,892	2,780,525	-29.10

TABEL 5. PERKEMBANGAN EKSPOR INDONESIA MENURUT KOMODITI DAN NEGARA TUJUAN

JENIS BARANG	BERAT BERSIH (KG)		PERUB	NILAI FOB (US \$)		PERUB
	JAN-SEP 2008	JAN-SEP 2009	%	JAN-SEP 2008	JAN-SEP 2009	%
	(1)	(2)	(3)	(4)	(5)	(6)
ROMANIA	575,417	277,524	-51.77	1,510,979	742,705	-50.85
BULGARIA	212,369	121,401	-42.83	441,906	238,188	-46.10
YUGOSLAVIA	23,125	11,634	-49.69	60,265	35,492	-41.11
ALBANIA	0	554	-	0	240	-
ARMENIA	2,974	2,320	-21.99	8,880	10,984	23.69
KAZAKHSTAN	27,699	20,736	-25.14	83,262	82,539	-0.87
KYRGYZSTAN	0	63,097	-	0	29,194	-
UKRAINE	853,163	174,723	-79.52	2,471,201	543,811	-77.99
UZBEKISTAN	2,665	0	-100.00	4,086	0	-100.00
LITHUANIA	119,099	30,065	-74.76	296,890	98,599	-66.79
LATVIA	286,463	114,761	-59.94	885,784	464,079	-47.61
ESTONIA	106,092	67,081	-36.77	521,904	228,177	-56.28
GEORGIA	21,880	0	-100.00	42,414	0	-100.00
CROATIA	142,633	112,393	-21.20	348,283	350,870	0.74
BOSNIA AND HERZEGOVINA	232	0	-100.00	940	0	-100.00
MALTA	11,771	2,415	-79.48	41,651	16,824	-59.61
SLOVAKIA	711,201	24,662	-96.53	137,374	9,875	-92.81
SLOVENIA	337,888	124,702	-63.09	813,332	341,608	-58.00
CZECH REPUBLIC	89,240	63,931	-28.36	209,525	173,373	-17.25
REP. OF MACEDONIA	3,813	0	-100.00	11,935	0	-100.00
RUSSIA FEDERATION	1,132,383	772,852	-31.75	4,438,088	2,971,674	-33.04
-DARI BAHAN LAINNYA	528,174,652	413,539,369	-21.70	1,245,622,469	1,010,334,468	-18.89
JAPAN	69,132,716	62,567,377	-9.50	125,035,689	120,205,950	-3.86
HONG KONG	584,624	409,934	-29.88	1,975,683	1,467,507	-25.72
KOREA, DEMOCRATIC PEOPLE'S R	13,357	0	-100.00	11,656	0	-100.00
KOREA, REPUBLIC OF	10,356,942	7,983,156	-22.92	21,533,379	17,493,020	-18.76
TAIWAN	7,493,689	5,956,601	-20.51	17,670,008	14,329,535	-18.90
CHINA	3,713,822	2,672,183	-28.05	5,414,438	4,091,221	-24.44
MONGOLIA	9,148	0	-100.00	15,739	0	-100.00
MACAU	37,040	99,575	168.83	144,956	367,176	153.30
PAPUA NEW GUINEA	15,727	11,433	-27.30	27,460	16,019	-41.66
THAILAND	545,562	498,470	-8.63	1,456,511	1,309,939	-10.06
SINGAPORE	5,298,655	4,005,401	-24.41	12,108,739	9,560,391	-21.05
PHILIPPINES	1,572,296	1,124,602	-28.47	1,763,140	1,098,790	-37.68
MALAYSIA	20,949,343	17,605,141	-15.96	23,664,826	22,464,087	-5.07
MYANMAR (FORM. BURMA)	725	0	-100.00	17,573	0	-100.00
CAMBODIA	15,963	34,837	118.24	52,450	35,583	-32.16
BRUNEI DARUSSALAM	288,603	202,590	-29.80	419,797	281,782	-32.88
LAO PEOPLE'S DEMOCRATIC REPL	0	182	-	0	4,389	-
VIET NAM	286,926	109,190	-61.94	977,581	276,478	-71.72
MALDIVES	1,242,007	981,069	-21.01	3,023,187	2,008,425	-33.57
INDIA	1,680,222	1,860,664	10.74	2,498,972	2,590,485	3.66
PAKISTAN	196,141	6,579	-96.65	146,199	17,463	-88.06
BANGLADESH	31,466	49,926	58.67	36,073	129,601	259.27
SRI LANKA	567,316	410,142	-27.70	511,948	409,953	-19.92
AFGHANISTAN	20,276	0	-100.00	18,215	0	-100.00
IRAN (ISLAMIC REPUBLIC OF)	368,035	285,475	-22.43	976,623	716,526	-26.63
SAUDI ARABIA	2,319,099	1,858,189	-19.87	2,839,760	2,361,640	-16.84
ISRAEL	1,357,469	1,133,649	-16.49	2,742,072	2,320,735	-15.37
KUWAIT	1,761,704	1,101,964	-37.45	2,449,261	1,574,653	-35.71
JORDAN	350,196	232,358	-33.65	747,832	407,637	-45.49
LEBANON	839,660	665,240	-20.77	1,522,371	1,586,395	4.21
YEMEN	605,615	309,314	-48.93	712,487	485,244	-31.89
OMAN	378,964	229,700	-39.39	444,999	285,669	-35.80
SYRIA ARAB REPUBLIC	130,153	119,529	-8.16	423,162	259,777	-38.61
TURKEY	1,683,089	1,160,412	-31.05	5,981,627	4,685,414	-21.67
UNITED ARAB EMIRATES	42,453,362	22,569,919	-46.84	32,429,902	17,937,552	-44.69
QATAR	423,990	112,077	-73.57	817,752	242,334	-70.37
BAHRAIN	591,415	329,369	-44.31	1,010,110	855,401	-15.32
CYPRUS	427,929	210,758	-50.75	1,737,455	1,100,336	-36.67
EGYPT	844,907	591,258	-30.02	1,519,446	948,211	-37.59
LIBYAN ARAB JAMAHIRIYA	209,246	773,159	269.50	215,441	821,847	281.47
MOROCCO	685,107	653,084	-4.67	1,029,691	968,375	-5.95
TUNISIA	47,308	82,821	75.07	289,929	479,988	65.55
ALGERIA	157,822	115,640	-26.73	184,983	216,048	16.79
SUDAN	378,785	225,564	-40.45	448,007	252,599	-43.62
NAMIBIA	176,336	306,056	73.56	160,768	281,494	75.09
ETHIOPIA	113,723	81,803	-28.07	128,918	103,608	-19.63
TANZANIA, UNITED REPUBLIC OF	657,610	719,013	9.34	712,882	683,591	-4.11
MADAGASCAR	37,979	67,025	76.48	99,328	43,122	-56.59
KENYA	477,875	359,782	-24.71	529,994	409,622	-22.71
REUNION	3,880,637	1,169,466	-69.86	4,922,678	4,281,666	-13.02
MOZAMBIQUE	67,713	84,801	25.24	133,454	230,033	72.37

TABEL 5. PERKEMBANGAN EKSPOR INDONESIA MENURUT KOMODITI DAN NEGARA TUJUAN

JENIS BARANG	BERAT BERSIH (KG)		PERUB	NILAI FOB (US \$)		PERUB
	JAN-SEP 2008	JAN-SEP 2009	%	JAN-SEP 2008	JAN-SEP 2009	%
	(1)	(2)	(3)	(4)	(5)	(6)
BOTSWANA	23,733	0	-100.00	25,202	0	-100.00
EQUATORIAL GUINEA	57,916	6,739	-88.36	54,730	6,580	-87.98
TOGO	34,091	50,531	48.22	128,927	39,154	-69.63
GHANA	285,908	51,838	-81.87	376,501	94,670	-74.86
GUINEA	0	20,546	-	0	39,778	-
ANGOLA	687,084	870,545	26.70	596,025	1,165,763	95.59
CONGO	202,790	73,268	-63.87	269,488	327,071	21.37
CAMEROON	259,619	23,661	-90.89	228,112	12,156	-94.67
NIGERIA	112,637	84,062	-25.37	231,489	171,328	-25.99
SIERRA LEONE	8,000	13,459	68.24	7,549	20,930	177.26
GABON	49,521	33,044	-33.27	73,517	85,015	15.64
COTE D'IVOIRE	119,392	35,977	-69.87	127,657	52,568	-58.82
SENEGAL	68,746	24,238	-64.74	161,820	62,164	-61.58
MAURITANIA	0	22,171	-	0	16,555	-
MALI	31,441	0	-100.00	88,036	0	-100.00
BENIN	490,916	377,906	-23.02	604,095	630,497	4.37
U.S. VIRGIN ISLANDS	116,322	80,117	-31.12	255,297	171,267	-32.91
SEYCHELLES	208,734	207,898	-0.40	631,950	643,533	1.83
UGANDA	17,684	10,101	-42.88	26,395	13,136	-50.23
NIGER	6,179	3,655	-40.85	10,667	5,120	-52.00
DJIBOUTI	859,066	705,158	-17.92	523,510	405,505	-22.54
SAO TOME AND PRINCIPE	3,805	563	-85.20	4,089	200	-95.11
SWAZILAND	5,270	0	-100.00	8,143	0	-100.00
SOUTH AFRICA	4,026,861	2,771,748	-31.17	7,414,459	5,414,599	-26.97
ZAMBIA	53,337	10,525	-80.27	62,515	10,010	-83.99
MAURITIUS	766,861	598,902	-21.90	2,500,401	1,156,766	-53.74
RWANDA	90,579	78,765	-13.04	102,390	93,064	-9.11
VIRGIN ISLANDS (BRITISH)	29,459	57,231	94.27	86,009	175,237	103.74
AUSTRALIA	21,717,566	16,889,373	-22.23	41,192,788	30,667,950	-25.55
NEW ZEALAND	2,271,520	1,524,850	-32.87	5,648,823	3,806,679	-32.61
MICRONESIA, FEDERATED STATES	377	681	80.64	1,925	665	-65.45
GUAM	52,662	15,032	-71.46	108,853	44,454	-59.16
PALAU	2,555	275	-89.24	3,041	566	-81.39
NEW CALEDONIA	793,509	468,909	-40.91	1,401,696	770,370	-45.04
NORTHERN MARIANA ISLANDS	199	0	-100.00	3,680	0	-100.00
SAINT VINCENT AND THE GRENAD	64,287	68,692	6.85	172,370	171,651	-0.42
VANUATU	35,765	64,621	80.68	85,962	76,299	-11.24
WALLIS AND FUTUNA ISLANDS	19,540	26,943	37.89	29,736	39,466	32.72
AMERICAN SAMOA	0	4,559	-	0	38,191	-
COOK ISLANDS	1,799	12,372	587.72	28,799	30,761	6.81
FIJI	227,982	144,981	-36.41	929,189	952,013	2.46
SAMOA	3,882	9,283	139.13	7,185	14,253	98.37
SOLOMON ISLANDS	6,824	0	-100.00	19,048	0	-100.00
TONGA	13,339	0	-100.00	11,809	0	-100.00
EAST TIMOR	144,553	198,461	37.29	147,665	148,570	0.61
UNITED STATES	121,817,774	96,964,521	-20.40	382,455,786	309,250,908	-19.14
CANADA	8,495,379	4,280,140	-49.62	22,558,762	13,223,654	-41.38
MEXICO	1,015,042	571,776	-43.67	2,872,824	1,658,586	-42.27
GUATEMALA	336,248	101,460	-69.83	687,243	248,532	-63.84
HONDURAS	43,944	26,595	-39.48	54,765	36,801	-32.80
NICARAGUA	12,230	369	-96.98	29,052	752	-97.41
PANAMA	754,771	263,631	-65.07	1,185,224	524,307	-55.76
CUBA	5,912	0	-100.00	14,039	0	-100.00
SURINAME	128,552	104,241	-18.91	225,353	178,460	-20.81
CHILE	242,527	108,585	-55.23	534,665	271,001	-49.31
VENEZUELA	149,195	96,568	-35.27	320,560	200,831	-37.35
ARGENTINA	859,317	364,266	-57.61	1,794,253	859,904	-52.07
BRAZIL	339,756	278,247	-18.10	748,467	532,273	-28.88
COLOMBIA	172,421	138,223	-19.83	304,332	285,061	-6.33
BOLIVIA	0	1,538	-	0	13,764	-
URUGUAY	88,262	96,998	9.90	239,898	236,772	-1.30
PARAGUAY	0	9,261	-	0	14,121	-
ECUADOR	24,650	30,448	23.52	164,885	77,067	-53.26
PERU	69,411	62,433	-10.05	173,116	179,185	3.51
GUYANA	2,852	0	-100.00	3,823	0	-100.00
TRINIDAD AND TOBAGO	133,096	94,698	-28.85	255,343	201,899	-20.93
BAHAMAS	59,423	27,668	-53.44	109,282	44,250	-59.51
JAMAICA	267,639	186,221	-30.42	582,455	836,742	43.66
PUERTO RICO	899,679	550,703	-38.79	1,980,637	1,289,710	-34.88
BELIZE	341	5,003	1,367.16	955	10,966	1,048.27
DOMINICAN REPUBLIC	951,557	314,645	-66.93	2,629,371	889,474	-66.17
EL SALVADOR	34,107	0	-100.00	75,792	0	-100.00
COSTA RICA	179,900	71,869	-60.05	449,834	129,956	-71.11
HAITI	9,200	17,235	87.34	24,578	36,805	49.75

TABEL 5. PERKEMBANGAN EKSPOR INDONESIA MENURUT KOMODITI DAN NEGARA TUJUAN

JENIS BARANG	BERAT BERSIH (KG)		PERUB	NILAI FOB (US \$)		PERUB
	JAN-SEP 2008	JAN-SEP 2009	%	JAN-SEP 2008	JAN-SEP 2009	%
	(1)	(2)	(3)	(4)	(5)	(6)
BARBADOS	95,427	55,532	-41.81	218,655	65,029	-70.26
ANTIGUA AND BARBUDA	8,114	65,173	703.22	40,820	80,088	96.20
ANGUILLA	62,493	22,470	-64.04	99,510	39,251	-60.56
ARUBA	166,858	98,453	-41.00	324,625	180,648	-44.35
BERMUDA	24,397	35,802	46.75	81,507	96,220	18.05
CAPE VERDE	0	1,659	-	0	3,060	-
CAYMAN ISLANDS	23,846	28,168	18.12	76,875	79,572	3.51
DOMINICA	26,518	34,604	30.49	52,976	75,699	42.89
FRENCH GUIANA	184,939	95,441	-48.39	349,679	174,667	-50.05
FRENCH POLYNESIA	747,164	551,134	-26.24	1,394,720	774,948	-44.44
GRENADA	17,627	12,748	-27.68	40,100	50,835	26.77
MARTINIQUE	570,710	251,165	-55.99	1,042,474	438,263	-57.96
NETHERLANDS ANTILLES	554,954	376,331	-32.19	1,424,543	1,326,796	-6.86
NORFOLK ISLANDS	22,091	0	-100.00	48,297	0	-100.00
SAINT LUCIA	9,948	8,270	-16.87	46,231	31,947	-30.90
TURKS AND CAICOS ISLANDS	53,120	17,781	-66.53	113,227	28,893	-74.48
GUADELOUPE	487,260	300,378	-38.35	1,083,481	588,158	-45.72
SAINT KITTS AND NEVIS	7,670	30	-99.61	35,333	403	-98.86
UNITED KINGDOM	20,649,885	19,640,235	-4.89	61,796,709	52,384,401	-15.23
NETHERLANDS	31,367,812	26,024,182	-17.04	90,334,823	70,131,552	-22.36
FRANCE	26,503,813	18,603,645	-29.81	69,725,270	53,777,099	-22.87
GERMANY, FED. REP. OF	14,195,559	28,757,069	102.58	42,776,199	73,907,998	72.78
AUSTRIA	221,642	352,224	58.92	842,205	1,026,142	21.84
BELGIUM	19,186,911	13,145,880	-31.49	58,611,243	43,111,168	-26.45
SWITZERLAND	465,928	536,463	15.14	2,157,164	1,828,141	-15.25
LUXEMBOURG	4,155	0	-100.00	8,843	0	-100.00
GIBRALTAR	3,799	0	-100.00	15,593	0	-100.00
DENMARK	4,721,575	2,705,821	-42.69	18,053,351	10,037,208	-44.40
NORWAY	1,721,982	1,348,557	-21.69	4,721,616	3,752,007	-20.54
SWEDEN	2,828,398	1,878,081	-33.60	8,722,489	5,739,239	-34.20
FINLAND	1,423,062	531,365	-62.66	5,452,093	2,219,501	-59.29
IRELAND	2,955,689	1,327,952	-55.07	7,583,100	3,508,631	-53.73
ITALY	12,406,218	8,194,671	-33.95	32,365,640	24,616,611	-23.94
SPAIN	16,728,956	8,710,650	-47.93	38,839,345	20,614,143	-46.92
PORTUGAL	3,261,458	1,240,336	-61.97	4,766,657	2,475,273	-48.07
ICELAND	88,590	18,931	-78.63	227,729	58,484	-74.32
GREECE	3,133,702	1,906,629	-39.16	7,742,561	4,761,670	-38.50
ANDORRA	3,378	0	-100.00	1,552	0	-100.00
DEMOCRATIC REPUBLIC OF THE C	75,557	101,226	33.97	66,031	130,367	97.43
HUNGARY	269,499	124,687	-53.73	500,334	278,234	-44.39
POLAND	1,141,653	840,939	-26.34	2,653,700	2,059,209	-22.40
ROMANIA	371,111	248,488	-33.04	567,036	460,435	-18.80
BULGARIA	301,355	202,538	-32.79	610,552	357,935	-41.38
YUGOSLAVIA	67,811	38,036	-43.91	132,339	65,256	-50.69
ALBANIA	23,569	13,504	-42.70	84,585	11,805	-86.04
ARMENIA	279,316	18,830	-93.26	371,602	23,543	-93.66
AZERBAIJAN	11,385	0	-100.00	47,517	0	-100.00
KAZAKHSTAN	404	8,741	2,063.61	2,349	25,974	1,005.75
UKRAINE	373,519	294,384	-21.19	994,437	917,328	-7.75
LITHUANIA	158,149	54,696	-65.41	547,419	297,626	-45.63
LATVIA	711,736	529,310	-25.63	1,252,798	1,109,841	-11.41
ESTONIA	281,209	86,942	-69.08	1,324,082	309,374	-76.63
GEORGIA	54,843	30,328	-44.70	127,382	84,523	-33.65
CROATIA	595,422	189,224	-68.22	1,022,053	531,605	-47.99
BOSNIA AND HERZEGOVINA	2,164	0	-100.00	6,754	0	-100.00
MALTA	139,304	130,014	-6.67	355,844	341,127	-4.14
SLOVAKIA	124,034	102,061	-17.72	194,595	315,247	62.00
SLOVENIA	376,814	208,037	-44.79	1,054,251	624,721	-40.74
CZECH REPUBLIC	518,661	422,033	-18.63	1,597,560	1,082,932	-32.21
SOUTH GEORGIA AND THE SOUTH	488	0	-100.00	417	0	-100.00
RUSSIA FEDERATION	817,212	472,022	-42.24	2,289,610	1,819,995	-20.51
-AN ORGANIK	3,945,170,363	1,062,464,636	-73.07	613,281,694	256,909,503	-58.11
JAPAN	204,667,607	110,694,598	-45.91	72,459,194	31,029,297	-57.18
HONG KONG	329,091	274,982	-16.44	176,567	48,804	-72.36
KOREA, REPUBLIC OF	340,661,862	250,155,380	-26.57	114,103,198	49,531,420	-56.59
TAIWAN	344,226,342	183,819,904	-46.60	127,806,036	43,652,411	-65.84
CHINA	2,514,258,324	63,913,354	-97.46	92,645,541	15,578,215	-83.19
PAPUA NEW GUINEA	118,999	122,000	2.52	27,043	19,044	-29.58
THAILAND	116,097,275	65,884,849	-43.25	42,128,571	17,412,882	-58.67
SINGAPORE	30,971,107	24,371,494	-21.31	10,976,289	8,427,178	-23.22
PHILIPPINES	67,062,264	85,950,279	28.16	24,795,949	18,036,301	-27.26
MALAYSIA	60,974,389	40,596,754	-33.42	26,870,928	10,991,344	-59.10
MYANMAR (FORM. BURMA)	300,200	430,500	43.40	111,699	126,657	13.39

TABEL 5. PERKEMBANGAN EKSPOR INDONESIA MENURUT KOMODITI DAN NEGARA TUJUAN

JENIS BARANG	BERAT BERSIH (KG)		PERUB	NILAI FOB (US \$)		PERUB
	JAN-SEP 2008	JAN-SEP 2009	%	JAN-SEP 2008	JAN-SEP 2009	%
	(1)	(2)	(3)	(4)	(5)	(6)
BRUNEI DARUSSALAM	6,944,200	9,742,000	40.29	1,501,406	2,537,375	69.00
VIET NAM	48,036,735	33,866,545	-29.50	22,003,146	9,766,432	-55.61
MALDIVES	6,506	2,623	-59.68	5,625	1,230	-78.13
INDIA	55,228,302	61,762,690	11.83	20,972,001	14,325,970	-31.69
PAKISTAN	3,400,126	1,540,804	-54.68	1,306,822	720,974	-44.83
BANGLADESH	10,191,345	15,305,327	50.18	1,982,359	3,007,607	51.72
SRI LANKA	6,579,799	4,922,093	-25.19	1,522,233	1,115,505	-26.72
IRAN (ISLAMIC REPUBLIC OF)	100,000	0	-100.00	114,000	0	-100.00
SAUDI ARABIA	480,040	103,120	-78.52	666,618	169,804	-74.53
LEBANON	0	18,500	-	0	39,225	-
OMAN	0	202,045	-	0	17,105	-
SYRIA ARAB REPUBLIC	0	4,321	-	0	10,736	-
TURKEY	1,277,066	14,317	-98.88	348,327	34,108	-90.21
UNITED ARAB EMIRATES	1,186,222	126,011	-89.38	1,899,382	403,897	-78.74
QATAR	21,900	66	-99.70	8,450	330	-96.09
BAHRAIN	1,144,800	628,800	-45.07	1,389,208	636,680	-54.17
EGYPT	2,044,500	23,000	-98.88	311,890	13,765	-95.59
SUDAN	107,250	64,350	-40.00	24,668	14,243	-42.26
TANZANIA, UNITED REPUBLIC OF	8,225,000	4,076,000	-50.44	976,027	345,904	-64.56
MADAGASCAR	411,300	402,399	-2.16	81,933	110,919	35.38
KENYA	4,350,000	5,593,999	28.60	541,590	825,425	52.41
CONGO	0	1,542	-	0	4,935	-
CAMEROON	0	144,000	-	0	83,605	-
NIGERIA	507,084	1,008,343	98.85	612,980	726,498	18.52
SOUTH AFRICA	538,340	250,116	-53.54	328,327	358,417	9.16
ZAMBIA	0	18,000	-	0	4,938	-
MAURITIUS	1,336,385	3,135,653	134.64	194,578	353,319	81.58
AUSTRALIA	64,329,747	39,355,245	-38.82	24,568,841	11,202,677	-54.40
NEW ZEALAND	1,744,706	2,423,389	38.90	1,933,561	992,876	-48.65
NEW CALEDONIA	410	150	-63.41	1,950	433	-77.79
FIJI	2,025,000	50,000	-97.53	394,875	7,850	-98.01
EAST TIMOR	15,270	42,774	180.12	9,485	29,850	214.71
UNITED STATES	21,043,103	13,404,496	-36.30	6,846,862	4,283,595	-37.44
CANADA	221,206	54,958	-75.16	188,308	22,559	-88.02
MEXICO	20,000	11,505,250	57,426.25	38,000	2,177,805	5,631.07
PANAMA	0	1,237,000	-	0	424,291	-
CHILE	18,648,978	5,010,962	-73.13	4,941,979	1,312,872	-73.43
VENEZUELA	0	60,000	-	0	112,560	-
ARGENTINA	0	27,879	-	0	32,043	-
BRAZIL	20,000	0	-100.00	38,000	0	-100.00
PERU	0	16,924,060	-	0	4,434,256	-
TRINIDAD AND TOBAGO	0	42,720	-	0	9,826	-
UNITED KINGDOM	777,230	1,083,825	39.45	705,536	317,526	-55.00
NETHERLANDS	194,201	45,284	-76.68	196,461	20,885	-89.37
FRANCE	475,041	22,000	-95.37	475,875	8,360	-98.24
GERMANY, FED. REP. OF	341,394	106,972	-68.67	327,318	149,498	-54.33
AUSTRIA	21	0	-100.00	300	0	-100.00
BELGIUM	435,123	275,948	-36.58	461,432	113,915	-75.31
SWITZERLAND	1	0	-100.00	19	0	-100.00
DENMARK	120,000	140,000	16.67	125,100	58,200	-53.48
NORWAY	0	180,000	-	0	80,670	-
SWEDEN	40,000	21,202	-47.00	43,000	12,149	-71.75
FINLAND	257,612	5	-100.00	309,563	1,500	-99.52
IRELAND	40,000	0	-100.00	42,400	0	-100.00
ITALY	1,006,000	680,299	-32.38	897,344	296,982	-66.90
SPAIN	552,000	494,000	-10.51	628,685	235,528	-62.54
POLAND	483,000	44,000	-90.89	504,345	20,020	-96.03
BULGARIA	20,000	0	-100.00	9,600	0	-100.00
KAZAKHSTAN	15,960	15,960	0.00	16,000	34,600	116.25
LITHUANIA	40,000	0	-100.00	34,230	0	-100.00
LATVIA	0	5,500	-	0	11,970	-
GEORGIA	400,000	0	-100.00	456,000	0	-100.00
SLOVAKIA	120,000	40,000	-66.67	194,040	21,708	-88.81
-ORGANIK	1,795,357,117	1,410,899,785	-21.41	1,508,636,624	1,047,450,947	-30.57
JAPAN	238,837,784	85,501,691	-64.20	128,542,183	80,289,080	-37.54
HONG KONG	13,699,378	7,064,240	-48.43	21,852,655	9,450,045	-56.76
KOREA, DEMOCRATIC PEOPLE'S R	468,108	119,676	-74.43	641,398	197,303	-69.24
KOREA, REPUBLIC OF	137,544,363	30,992,719	-77.47	97,323,172	37,977,046	-60.98
TAIWAN	213,577,754	60,210,799	-71.81	50,960,707	35,440,586	-30.46
CHINA	260,005,797	459,091,625	76.57	258,279,556	278,896,948	7.98
MONGOLIA	28	0	-100.00	210	0	-100.00
MACAU	31,640	241,184	662.28	3,020	287,640	9,424.50
PAPUA NEW GUINEA	15,138	31,718	109.53	29,455	60,029	103.80

TABEL 5. PERKEMBANGAN EKSPOR INDONESIA MENURUT KOMODITI DAN NEGARA TUJUAN

JENIS BARANG	BERAT BERSIH (KG)		PERUB	NILAI FOB (US \$)		PERUB
	JAN-SEP 2008	JAN-SEP 2009	%	JAN-SEP 2008	JAN-SEP 2009	%
	(1)	(2)	(3)	(4)	(5)	(6)
THAILAND	180,929,920	130,307,838	-27.98	142,455,202	76,764,814	-46.11
SINGAPORE	53,785,728	21,357,154	-60.29	59,938,813	22,882,065	-61.82
PHILIPPINES	45,831,202	38,755,914	-15.44	30,390,598	25,227,116	-16.99
MALAYSIA	278,879,542	223,657,698	-19.80	196,871,312	116,461,532	-40.84
MYANMAR (FORM. BURMA)	599,862	767,866	28.01	672,079	579,939	-13.71
CAMBODIA	1,583,106	480,876	-69.62	2,093,193	790,190	-62.25
BRUNEI DARUSSALAM	60,897	26,025	-57.26	127,103	83,880	-34.01
NEPAL	114,517	0	-100.00	126,279	0	-100.00
VIET NAM	56,745,323	54,096,251	-4.67	63,063,616	36,841,831	-41.58
MALDIVES	4,967	3,676	-25.99	5,378	7,880	46.52
INDIA	40,215,390	56,304,511	40.01	47,424,176	46,823,235	-1.27
PAKISTAN	7,463,404	6,704,307	-10.17	10,523,400	10,078,233	-4.23
BANGLADESH	4,757,789	2,776,633	-41.64	5,617,981	2,407,494	-57.15
SRI LANKA	3,491,103	1,996,396	-42.81	4,647,294	3,328,476	-28.38
AFGHANISTAN	0	38,166	-	0	146,595	-
IRAN (ISLAMIC REPUBLIC OF)	3,698,040	4,306,228	16.45	5,585,476	4,567,520	-18.23
SAUDI ARABIA	5,236,365	17,964,203	243.07	6,631,870	14,629,680	120.60
ISRAEL	857,248	1,280,177	49.34	1,507,709	1,687,289	11.91
KUWAIT	24,148	6,046,550	24,939.55	119,675	4,587,276	3,733.11
JORDAN	588,958	950,242	61.34	852,918	894,801	4.91
LEBANON	105,000	87,500	-16.67	198,156	111,310	-43.83
YEMEN	3,854	22,571	485.65	2,865	17,498	510.75
OMAN	19,660	0	-100.00	51,698	0	-100.00
SYRIA ARAB REPUBLIC	591,822	1,073,028	81.31	547,189	1,077,150	96.85
TURKEY	9,717,737	5,372,084	-44.72	14,842,195	6,184,492	-58.33
UNITED ARAB EMIRATES	7,014,859	1,209,685	-82.76	10,374,947	1,563,372	-84.93
QATAR	13,856	8,855	-36.09	45,665	28,372	-37.87
CYPRUS	34,999	0	-100.00	53,816	0	-100.00
EGYPT	4,108,149	4,164,573	1.37	4,447,312	3,247,263	-26.98
LIBYAN ARAB JAMAHIRIYA	3,534	45,018	1,173.85	18,655	55,150	195.63
MOROCCO	43,200	216,180	400.42	22,832	163,881	617.77
TUNISIA	84,600	0	-100.00	113,132	0	-100.00
ALGERIA	1,616,450	333,500	-79.37	1,209,550	160,880	-86.70
SUDAN	424,754	1,219,608	187.13	1,077,186	746,837	-30.67
ETHIOPIA	0	221,600	-	0	117,756	-
TANZANIA, UNITED REPUBLIC OF	723,500	534,400	-26.14	910,794	243,590	-73.26
MADAGASCAR	216,547	237,816	9.82	362,163	407,481	12.51
KENYA	498,096	480,599	-3.51	746,506	669,385	-10.33
REUNION	0	18,000	-	0	11,700	-
MOZAMBIQUE	100,000	104,000	4.00	160,400	58,200	-63.72
TOGO	21,600	5,114	-76.32	11,872	4,579	-61.43
GHANA	630,540	612,680	-2.83	553,436	475,960	-14.00
LIBERIA	23,392	0	-100.00	34,929	0	-100.00
ANGOLA	3,240,000	1,188,000	-63.33	1,976,400	556,632	-71.84
CAMEROON	141,600	366,933	159.13	190,604	209,799	10.07
NIGERIA	17,133,897	9,959,409	-41.87	19,408,949	8,921,470	-54.03
SIERRA LEONE	160,119	72,576	-54.67	225,609	111,768	-50.46
COTE D'IVOIRE	1,204,251	281,230	-76.65	1,413,480	2,544,002	79.98
SENEGAL	0	21,600	-	0	9,972	-
BENIN	100,250	37,085	-63.01	82,275	109,603	33.22
UGANDA	0	100	-	0	9,487	-
DJIBOUTI	20,000	648,325	3,141.63	28,000	505,416	1,705.06
SWAZILAND	626	0	-100.00	71,030	0	-100.00
SOUTH AFRICA	4,469,613	7,006,535	56.76	6,047,543	5,523,443	-8.67
MALAWI	646,000	285,500	-55.80	1,019,490	156,780	-84.62
MAURITIUS	83,436	803,197	862.65	109,816	342,612	211.99
AUSTRALIA	17,767,413	11,532,411	-35.09	27,813,176	13,102,042	-52.89
NEW ZEALAND	2,817,178	1,507,859	-46.48	3,816,528	2,059,851	-46.03
GUAM	15,618	15,618	0.00	22,197	24,209	9.06
NEW CALEDONIA	32	11	-65.63	144	207	43.75
VANUATU	873	0	-100.00	1,443	0	-100.00
AMERICAN SAMOA	0	21,718	-	0	40,521	-
FIJI	165	760	360.61	320	980	206.25
SAMOA	0	41,209	-	0	19,114	-
SOLOMON ISLANDS	7,098	0	-100.00	16,432	0	-100.00
TONGA	34	0	-100.00	27	0	-100.00
EAST TIMOR	19,747	43,164	118.59	10,789	16,886	56.51
UNITED STATES	33,737,480	34,166,823	1.27	59,533,969	39,636,027	-33.42
CANADA	4,259,175	4,972,644	16.75	6,402,105	4,879,760	-23.78
MEXICO	735,476	1,658,078	125.44	1,542,099	2,077,632	34.73
GUATEMALA	196,100	142,279	-27.45	118,889	63,888	-46.26
PANAMA	22,000	6,000	-72.73	46,570	76,345	63.94
SURINAME	0	163	-	0	675	-
CHILE	677,049	289,999	-57.17	536,028	304,950	-43.11

TABEL 5. PERKEMBANGAN EKSPOR INDONESIA MENURUT KOMODITI DAN NEGARA TUJUAN

JENIS BARANG	BERAT BERSIH (KG)		PERUB	NILAI FOB (US \$)		PERUB
	JAN-SEP 2008	JAN-SEP 2009	%	JAN-SEP 2008	JAN-SEP 2009	%
	(1)	(2)	(3)	(4)	(5)	(6)
VENEZUELA	149,131	280,800	88.29	254,948	138,105	-45.83
ARGENTINA	1,663,339	1,746,822	5.02	2,092,836	1,630,905	-22.07
BRAZIL	3,743,012	4,922,531	31.51	5,393,052	6,658,924	23.47
COLOMBIA	889,954	969,500	8.94	1,745,800	1,096,874	-37.17
BOLIVIA	39,000	19,000	-51.28	112,575	45,165	-59.88
URUGUAY	46,200	23,600	-48.92	667,458	521,228	-21.91
PARAGUAY	86,400	20,000	-76.85	48,325	10,300	-78.69
ECUADOR	72,000	14,400	-80.00	76,680	19,675	-74.34
PERU	527,620	657,506	24.62	634,859	705,835	11.18
TRINIDAD AND TOBAGO	174	0	-100.00	1,375	0	-100.00
JAMAICA	14,837	27,493	85.30	23,902	30,657	28.26
DOMINICAN REPUBLIC	18,000	168,800	837.78	35,608	198,424	457.25
EL SALVADOR	22,300	2,000	-91.03	50,706	26,326	-48.08
COSTA RICA	600	0	-100.00	4,288	0	-100.00
DOMINICA	21,600	41,600	92.59	11,818	19,067	61.34
GRENADA	84,000	0	-100.00	90,750	0	-100.00
UNITED KINGDOM	6,012,578	5,103,539	-15.12	9,596,691	6,000,770	-37.47
NETHERLANDS	42,333,004	28,229,342	-33.32	57,911,146	32,152,719	-44.48
FRANCE	1,125,958	2,334,335	107.32	2,264,845	2,332,440	2.98
GERMANY, FED. REP. OF	11,041,685	14,315,643	29.65	22,045,437	21,972,683	-0.33
AUSTRIA	332	0	-100.00	16,504	0	-100.00
BELGIUM	25,531,706	10,931,590	-57.18	44,936,189	24,303,082	-46.92
SWITZERLAND	231,907	41,338	-82.17	610,051	261,701	-57.10
DENMARK	1,257,120	3,337,340	165.48	1,086,918	2,637,524	142.66
NORWAY	421,654	388,359	-7.90	481,477	437,672	-9.10
SWEDEN	1,176,539	1,910,071	62.35	1,748,512	1,967,979	12.55
FINLAND	1,981,500	1,514,000	-23.59	2,782,859	2,204,797	-20.77
IRELAND	133,827	173,502	29.65	689,087	260,253	-62.23
ITALY	4,485,158	4,006,375	-10.67	6,947,906	3,811,222	-45.15
SPAIN	8,439,445	12,689,108	50.35	12,569,660	13,101,887	4.23
PORTUGAL	467,497	295,120	-36.87	694,292	255,244	-63.24
GREECE	2,579,058	424,195	-83.55	3,115,132	435,183	-86.03
DEMOCRATIC REPUBLIC OF THE C	322,625	193,400	-40.05	474,582	204,427	-56.92
HUNGARY	44,100	73,503	66.67	116,793	184,473	57.95
POLAND	4,891,999	2,270,497	-53.59	6,962,945	3,420,740	-50.87
ROMANIA	112,096	210,000	87.34	183,730	248,678	35.35
BULGARIA	243,473	269,544	10.71	449,810	262,535	-41.63
YUGOSLAVIA	21,600	0	-100.00	12,312	0	-100.00
BELARUS	39,960	39,960	0.00	22,378	21,479	-4.02
TAJIKISTAN	10,000	0	-100.00	23,700	0	-100.00
TURKMENISTAN	50,750	0	-100.00	242,278	0	-100.00
UKRAINE	906,400	1,269,500	40.06	1,731,439	1,797,780	3.83
LITHUANIA	904,479	2,799,960	209.57	1,653,629	2,121,264	28.28
LATVIA	35,000	4,315	-87.67	57,560	3,668	-93.63
ESTONIA	406,396	53,500	-86.84	396,827	66,324	-83.29
CROATIA	614	87,500	14,150.81	1,500	127,935	8,429.00
SLOVENIA	837,497	499,000	-40.42	1,266,009	773,560	-38.90
CZECH REPUBLIC	194,100	561,224	189.14	289,233	570,583	97.27
RUSSIA FEDERATION	9,240,015	5,869,573	-36.48	13,504,575	6,373,410	-52.81
-LAINNYA	173,278,586	131,922,021	-23.87	157,093,078	68,038,150	-56.69
JAPAN	9,037,973	2,375	-99.97	8,181,365	76,244	-99.07
HONG KONG	343,685	6,002,499	1,646.51	474,865	3,910,034	723.40
KOREA, REPUBLIC OF	55,834,681	53,598,542	-4.00	51,783,328	28,193,723	-45.55
TAIWAN	437,370	17,829	-95.92	670,349	39,150	-94.16
CHINA	744,682	415,421	-44.21	949,220	497,747	-47.56
THAILAND	58,311,140	426,309	-99.27	55,355,753	518,487	-99.06
SINGAPORE	22,796,960	64,095,837	181.16	19,345,938	29,128,958	50.57
PHILIPPINES	858,213	1,337,776	55.88	1,005,580	1,418,395	41.05
MALAYSIA	19,456,456	220,899	-98.86	14,582,841	360,743	-97.53
CAMBODIA	0	14	-	0	150	-
BRUNEI DARUSSALAM	17,014	34,062	100.20	18,440	32,516	76.33
VIET NAM	38,591	18,537	-51.97	127,979	43,412	-66.08
MALDIVES	311	0	-100.00	239	0	-100.00
INDIA	3,796	2,041	-46.23	14,580	5,387	-63.05
PAKISTAN	21,498	0	-100.00	25,497	0	-100.00
BANGLADESH	47,999	61,962	29.09	80,840	132,448	63.84
SRI LANKA	10,506	2,568	-75.56	25,078	5,015	-80.00
IRAN (ISLAMIC REPUBLIC OF)	0	58	-	0	5	-
JORDAN	24,000	27,153	13.14	50,000	35,585	-28.83
LEBANON	29,316	14,475	-50.62	47,471	28,053	-40.90
YEMEN	0	84,313	-	0	146,033	-
TURKEY	14,136	0	-100.00	19,543	0	-100.00
UNITED ARAB EMIRATES	288	5,304,089	1,841,597.57	1,073	3,159,263	294,332.71

TABEL 5. PERKEMBANGAN EKSPOR INDONESIA MENURUT KOMODITI DAN NEGARA TUJUAN

JENIS BARANG	BERAT BERSIH (KG)		PERUB	NILAI FOB (US \$)		PERUB
	JAN-SEP 2008	JAN-SEP 2009	%	JAN-SEP 2008	JAN-SEP 2009	%
	(1)	(2)	(3)	(4)	(5)	(6)
CONGO	0	10,110	-	0	32,354	-
MAURITIUS	0	12,112	-	0	23,140	-
AUSTRALIA	232,517	80,371	-65.43	314,499	128,297	-59.21
NEW ZEALAND	2,862	0	-100.00	9,646	0	-100.00
FIJI	379	11,893	3,037.99	1,606	20,250	1,160.90
EAST TIMOR	0	110,362	-	0	21,449	-
UNITED STATES	5,010,733	15,620	-99.69	3,980,087	34,712	-99.13
CANADA	28	0	-100.00	91	0	-100.00
URUGUAY	0	7,800	-	0	28,626	-
UNITED KINGDOM	3,022	0	-100.00	4,225	0	-100.00
NETHERLANDS	11	50	354.55	10	30	200.00
FRANCE	11	0	-100.00	70	0	-100.00
GERMANY, FED. REP. OF	403	22	-94.54	22,535	7	-99.97
ITALY	5	6,922	138,340.00	330	17,937	5,335.45
PUPUK	240,024,684	331,259,961	38.01	141,763,952	135,627,753	-4.33
JAPAN	31,881,354	18,667,290	-41.45	5,024,597	2,812,239	-44.03
HONG KONG	374	1,169	212.57	2,416	1,932	-20.03
KOREA, REPUBLIC OF	1,054,170	7,102,932	573.79	114,153	2,269,248	1,887.90
TAIWAN	931,734	13,531,007	1,352.24	182,867	3,892,533	2,028.61
CHINA	88,758	6,416,500	7,129.21	72,160	3,796,950	5,161.85
PAPUA NEW GUINEA	0	39,999	-	0	23,000	-
THAILAND	33,319,905	30,046,296	-9.82	24,103,289	8,239,785	-65.81
SINGAPORE	585,031	1,474,337	152.01	460,645	428,328	-7.02
PHILIPPINES	20,080,615	50,028,959	149.14	10,606,240	13,834,003	30.43
MALAYSIA	30,758,837	92,466,421	200.62	23,150,031	38,248,363	65.22
MYANMAR (FORM. BURMA)	1,057,226	15,077,090	1,326.10	512,931	4,428,443	763.36
CAMBODIA	309,670	0	-100.00	21,918	0	-100.00
BRUNEI DARUSSALAM	60,631	0	-100.00	3,028	0	-100.00
VIET NAM	2,810,399	23,142,622	723.46	406,041	8,614,704	2,021.63
MALDIVES	5,428	0	-100.00	4,132	0	-100.00
INDIA	78,351,669	40,173,364	-48.73	60,311,613	31,782,356	-47.30
BANGLADESH	3,039,922	112,999	-96.28	1,000,720	65,854	-93.42
KUWAIT	0	47,999	-	0	22,112	-
JORDAN	66,000	0	-100.00	47,520	0	-100.00
OMAN	379,500	193,050	-49.13	58,920	18,720	-68.23
TURKEY	0	60,000	-	0	45,055	-
UNITED ARAB EMIRATES	285,799	94,000	-67.11	45,820	19,462	-57.53
EGYPT	60,000	40,000	-33.33	39,855	30,785	-22.76
MADAGASCAR	1,429,147	0	-100.00	812,584	0	-100.00
KENYA	1,380,000	1,839,999	33.33	1,139,650	976,707	-14.30
GAMBIA	0	7,300,000	-	0	1,058,500	-
SOUTH AFRICA	39,600	150,000	278.79	20,800	116,637	460.75
AUSTRALIA	6,999,287	4,431,498	-36.69	2,573,574	1,550,090	-39.77
NEW ZEALAND	1,840,334	1,890,996	2.75	610,017	433,833	-28.88
EAST TIMOR	441	99,246	22,404.76	479	52,061	10,768.68
UNITED STATES	21,239,126	292,374	-98.62	9,389,138	106,926	-98.86
CANADA	0	20,000	-	0	2,000	-
BRAZIL	107,730	100,000	-7.18	410,153	81,500	-80.13
COLOMBIA	0	15,828,084	-	0	12,504,186	-
NETHERLANDS	20,000	57,450	187.25	10,905	35,760	227.92
FRANCE	682,000	220,000	-67.74	161,964	34,980	-78.40
LUXEMBOURG	0	1,000	-	0	157	-
SWEDEN	20,000	0	-100.00	770	0	-100.00
IRELAND	352,000	264,000	-25.00	117,040	72,600	-37.97
MALTA	0	49,280	-	0	27,944	-
RUSSIA FEDERATION	787,997	0	-100.00	347,982	0	-100.00
PRODUK PHARMASI	8,953,739	8,234,459	-8.03	144,118,996	141,178,681	-2.04
JAPAN	146,482	204,389	39.53	10,671,858	17,413,322	63.17
HONG KONG	114,516	146,038	27.53	2,186,211	3,046,539	39.35
KOREA, REPUBLIC OF	112,344	69,326	-38.29	21,263,596	11,606,762	-45.41
TAIWAN	6,258	14,324	128.89	187,800	695,307	270.24
CHINA	76,152	61,985	-18.60	1,000,519	401,624	-59.86
MONGOLIA	48,187	61,335	27.29	360,894	443,311	22.84
MACAU	1,610	29,493	1,731.86	63,984	51,289	-19.84
PAPUA NEW GUINEA	7,970	1,648	-79.32	153,330	42,606	-72.21
THAILAND	913,276	1,228,358	34.50	13,701,606	12,930,149	-5.63
SINGAPORE	474,671	360,161	-24.12	4,056,557	3,551,387	-12.45
PHILIPPINES	1,403,264	1,408,649	0.38	16,677,441	24,910,054	49.36
MALAYSIA	1,100,509	729,657	-33.70	5,346,151	4,311,890	-19.35
MYANMAR (FORM. BURMA)	750,729	846,652	12.78	3,491,285	5,210,089	49.23
CAMBODIA	131,418	146,740	11.66	2,336,367	2,172,042	-7.03
BRUNEI DARUSSALAM	24,290	8,834	-63.63	76,260	47,493	-37.72

TABEL 5. PERKEMBANGAN EKSPOR INDONESIA MENURUT KOMODITI DAN NEGARA TUJUAN

JENIS BARANG	BERAT BERSIH (KG)		PERUB	NILAI FOB (US \$)		PERUB
	JAN-SEP 2008	JAN-SEP 2009	%	JAN-SEP 2008	JAN-SEP 2009	%
	(1)	(2)	(3)	(4)	(5)	(6)
LAO PEOPLE'S DEMOCRATIC REPL	814	0	-100.00	42,283	0	-100.00
NEPAL	16,681	3,921	-76.49	1,301,258	288,172	-77.85
VIET NAM	205,647	219,792	6.88	6,544,542	7,138,628	9.08
MALDIVES	0	30	-	0	3,180	-
INDIA	115,380	12,639	-89.05	16,976,568	11,097,472	-34.63
PAKISTAN	110,700	48,236	-56.43	716,318	619,422	-13.53
BANGLADESH	42,115	0	-100.00	30,751	0	-100.00
SRI LANKA	381,195	517,855	35.85	3,154,087	2,916,053	-7.55
AFGHANISTAN	61,002	133,582	118.98	296,586	303,696	2.40
SAUDI ARABIA	41,076	12,644	-69.22	1,492,074	13,042	-99.13
JORDAN	8,752	0	-100.00	49,674	0	-100.00
LEBANON	140	0	-100.00	8,050	0	-100.00
YEMEN	3,168	7,295	130.27	145,544	237,026	62.86
SYRIA ARAB REPUBLIC	1,958	2,401	22.63	54,120	86,391	59.63
TURKEY	0	1,123	-	0	253,000	-
UNITED ARAB EMIRATES	12,110	6,426	-46.94	112,811	38,029	-66.29
QATAR	0	1,537	-	0	17,900	-
BAHRAIN	605	586	-3.14	12,192	12,788	4.89
EGYPT	5	32,089	641,680.00	4	21,887	547,075.00
LIBYAN ARAB JAMAHIRIYA	6,758	280	-95.86	59,076	27,058	-54.20
MOROCCO	592	0	-100.00	30,800	0	-100.00
ALGERIA	3,105	872	-71.92	816,500	227,300	-72.16
ERITREA	0	1,691	-	0	102,002	-
ETHIOPIA	7,287	3,295	-54.78	379,071	178,120	-53.01
TANZANIA, UNITED REPUBLIC OF	7,076	7,652	8.14	10,807	5,370	-50.31
MADAGASCAR	0	1,014	-	0	61,136	-
KENYA	3,833	6,501	69.61	237,584	562,400	136.72
EQUATORIAL GUINEA	14,505	302	-97.92	170,403	18,252	-89.29
TOGO	125,427	91,674	-26.91	1,011,670	680,364	-32.75
GHANA	34,279	3,202	-90.66	466,389	161,518	-65.37
LIBERIA	602	0	-100.00	31,339	0	-100.00
GUINEA	2,658	2	-99.92	49,108	3	-99.99
CAMEROON	4,109	10,787	162.52	641,089	654,938	2.16
NIGERIA	807,843	820,712	1.59	8,818,628	12,458,014	41.27
GABON	36,744	210	-99.43	418,815	12,675	-96.97
COTE D'IVOIRE	7,138	24,034	236.70	101,616	1,530,431	1,406.09
SENEGAL	12,889	3,491	-72.91	174,902	35,376	-79.77
MAURITANIA	602	0	-100.00	43,506	0	-100.00
MALI	6,289	1,869	-70.28	327,173	349,900	6.95
BENIN	53,401	59,028	10.54	649,337	144,160	-77.80
GAMBIA	55	404	634.55	5,772	25,439	340.73
SEYCHELLES	2,052	4,383	113.60	4,779	10,994	130.05
UGANDA	4,612	3,437	-25.48	254,219	278,477	9.54
CENTRAL AFRICAN REPUBLIC	296	0	-100.00	15,400	0	-100.00
NIGER	2,763	0	-100.00	220,277	0	-100.00
CHAD	13,748	141	-98.97	10,275	10,000	-2.68
DJIBOUTI	3,205	4,469	39.44	15,644	24,863	58.93
SAO TOME AND PRINCIPE	49	0	-100.00	4,121	0	-100.00
SOUTH AFRICA	11,791	12,509	6.09	274,096	321,705	17.37
ZIMBABWE	5,013	0	-100.00	297,800	0	-100.00
ZAMBIA	1,164	3,081	164.69	60,561	166,520	174.96
MALAWI	7,431	0	-100.00	480,172	0	-100.00
BURUNDI	1,400	5,832	316.57	80,500	233,515	190.08
MAURITIUS	3,895	1,926	-50.55	27,166	26,131	-3.81
AUSTRALIA	439,885	436,684	-0.73	8,311,496	7,110,655	-14.45
NEW ZEALAND	101,160	54,673	-45.95	1,061,143	695,990	-34.41
NORTHERN MARIANA ISLANDS	0	553	-	0	1,740	-
COOK ISLANDS	7,493	1,655	-77.91	9,368	2,216	-76.35
FIJI	1,501	1,749	16.52	9,763	11,580	18.61
SAMOA	0	1,415	-	0	1,008	-
TONGA	0	70	-	0	102	-
EAST TIMOR	333,576	28,943	-91.32	236,940	40,847	-82.76
UNITED STATES	254,238	184,623	-27.38	167,438	178,371	6.53
CANADA	7,502	0	-100.00	20,000	0	-100.00
MEXICO	2,187	2,371	8.41	777,688	514,722	-33.81
PANAMA	0	2,297	-	0	158,651	-
SURINAME	1,097	20,167	1,738.38	6,672	117,128	1,655.52
ARGENTINA	4	4	0.00	2	31,775	1,588,650.00
BRAZIL	266	32	-87.97	2	5,963	298,050.00
ECUADOR	17,013	3,878	-77.21	353,365	92,982	-73.69
BARBADOS	196	248	26.53	303	376	24.09
CAPE VERDE	52	0	-100.00	5,460	0	-100.00
UNITED KINGDOM	16,098	8,930	-44.53	357,097	728,171	103.91
NETHERLANDS	8,394	14,425	71.85	229,906	1,651,692	618.42

TABEL 5. PERKEMBANGAN EKSPOR INDONESIA MENURUT KOMODITI DAN NEGARA TUJUAN

JENIS BARANG	BERAT BERSIH (KG)		PERUB	NILAI FOB (US \$)		PERUB
	JAN-SEP 2008	JAN-SEP 2009	%	JAN-SEP 2008	JAN-SEP 2009	%
	(1)	(2)	(3)	(4)	(5)	(6)
FRANCE	56,464	1,345	-97.62	799,494	160,719	-79.90
GERMANY, FED. REP. OF	56,623	22,212	-60.77	803,925	285,224	-64.52
AUSTRIA	2,657	0	-100.00	85,890	0	-100.00
BELGIUM	82,466	3,909	-95.26	607,416	29,210	-95.19
SWITZERLAND	8,412	38,067	352.53	25,939	146,591	465.14
DENMARK	106	0	-100.00	18,963	0	-100.00
NORWAY	425	42	-90.12	26,960	60	-99.78
SWEDEN	2,634	0	-100.00	17,898	0	-100.00
FINLAND	12	1,584	13,100.00	10	152,730	1,527,200.00
ITALY	389	529	35.99	65	223,964	344,460.00
SPAIN	6	0	-100.00	1	0	-100.00
PORTUGAL	1,752	573	-67.29	1,882	336	-82.15
GREECE	1,717	2,016	17.41	23,951	15,511	-35.24
DEMOCRATIC REPUBLIC OF THE C	1,663	0	-100.00	275,900	0	-100.00
POLAND	32,192	518	-98.39	510,068	46,200	-90.94
ROMANIA	2,876	3,667	27.50	281,182	196,904	-29.97
TAJIKISTAN	180	358	98.89	8,701	18,370	111.13
TURKMENISTAN	740	0	-100.00	78,000	0	-100.00
UZBEKISTAN	5,918	6,087	2.86	295,792	366,073	23.76
RUSSIA FEDERATION	210	292	39.05	11,000	5,609	-49.01
KULIT DAN BARANG DARI KULIT	9,021,341	6,794,358	-24.69	182,225,455	122,281,425	-32.90
JAPAN	296,724	230,723	-22.24	4,446,788	3,372,171	-24.17
HONG KONG	1,691,306	1,975,924	16.83	32,885,298	28,864,809	-12.23
KOREA, REPUBLIC OF	340,145	338,167	-0.58	3,708,522	4,006,662	8.04
TAIWAN	65,776	102,047	55.14	1,077,019	1,479,330	37.35
CHINA	1,917,049	851,305	-55.59	35,179,929	14,789,686	-57.96
MACAU	1,456	1,170	-19.64	59,075	40,452	-31.52
PAPUA NEW GUINEA	120	9,946	8,188.33	449	3,886	765.48
THAILAND	424,858	372,760	-12.26	8,458,326	5,840,383	-30.95
SINGAPORE	391,445	443,461	13.29	10,100,673	6,786,581	-32.81
PHILIPPINES	33,988	16,610	-51.13	480,701	191,760	-60.11
MALAYSIA	742,250	621,980	-16.20	13,749,014	10,142,084	-26.23
MYANMAR (FORM. BURMA)	173	0	-100.00	375	0	-100.00
CAMBODIA	0	4,119	-	0	105,596	-
BRUNEI DARUSSALAM	493	752	52.54	1,034	3,338	222.82
NEPAL	36	12	-66.67	4,336	1,975	-54.45
VIET NAM	394,712	208,489	-47.18	8,540,722	5,091,332	-40.39
MALDIVES	1,320	809	-38.71	25,878	27,140	4.88
INDIA	470,516	302,301	-35.75	8,647,276	4,791,959	-44.58
PAKISTAN	2,518	274	-89.12	46,437	8,583	-81.52
SRI LANKA	20,963	14,779	-29.50	122,365	273,697	123.67
IRAN (ISLAMIC REPUBLIC OF)	52,357	31,621	-39.61	133,958	97,311	-27.36
SAUDI ARABIA	742	859	15.77	21,083	5,902	-72.01
ISRAEL	308	103	-66.56	960	306	-68.13
JORDAN	0	1,728	-	0	11,080	-
LEBANON	35	36	2.86	287	309	7.67
SYRIA ARAB REPUBLIC	106	420	296.23	600	2,400	300.00
TURKEY	19,189	22,507	17.29	29,423	76,602	160.35
UNITED ARAB EMIRATES	5,729	1,693	-70.45	19,862	22,136	11.45
CYPRUS	268	533	98.88	4,433	2,819	-36.41
EGYPT	916	0	-100.00	3,951	0	-100.00
MOROCCO	107	691	545.79	642	3,857	500.78
NAMIBIA	105	311	196.19	313	721	130.35
TANZANIA, UNITED REPUBLIC OF	8	4	-50.00	13	68	423.08
MADAGASCAR	0	406	-	0	1,453	-
KENYA	13	15	15.38	24	412	1,616.67
REUNION	239	131	-45.19	1,515	4,800	216.83
CONGO	1,522	0	-100.00	33,285	0	-100.00
CAMEROON	1,561	0	-100.00	3,371	0	-100.00
NIGERIA	81	107	32.10	2,099	108	-94.85
COTE D'IVOIRE	0	18	-	0	88	-
SENEGAL	0	292	-	0	7,510	-
SEYCHELLES	127	161	26.77	283	448	58.30
SOUTH AFRICA	20,915	400	-98.09	243,998	2,058	-99.16
MAURITIUS	2,005	850	-57.61	21,911	2,517	-88.51
VIRGIN ISLANDS (BRITISH)	34	20	-41.18	214	70	-67.29
AUSTRALIA	71,825	126,847	76.61	1,062,916	1,482,938	39.52
NEW ZEALAND	8,059	7,281	-9.65	58,967	115,088	95.17
GUAM	142	41	-71.13	732	481	-34.29
NEW CALEDONIA	866	1,325	53.00	2,347	7,669	226.76
VANUATU	0	794	-	0	980	-
AMERICAN SAMOA	612	0	-100.00	4,117	0	-100.00
FIJI	4,073	1,099	-73.02	11,105	19,502	75.61

TABEL 5. PERKEMBANGAN EKSPOR INDONESIA MENURUT KOMODITI DAN NEGARA TUJUAN

JENIS BARANG	BERAT BERSIH (KG)		PERUB	NILAI FOB (US \$)		PERUB
	JAN-SEP 2008	JAN-SEP 2009	%	JAN-SEP 2008	JAN-SEP 2009	%
	(1)	(2)	(3)	(4)	(5)	(6)
EAST TIMOR	0	3,137	-	0	3,140	-
UNITED STATES	615,370	582,273	-5.38	22,217,374	20,136,271	-9.37
CANADA	2,164	7,416	242.70	29,782	104,820	251.96
MEXICO	4,408	2,128	-51.72	140,882	91,991	-34.70
PANAMA	159	4	-97.48	299	380	27.09
SURINAME	0	235	-	0	338	-
CHILE	252	578	129.37	882	1,795	103.51
VENEZUELA	146	0	-100.00	294	0	-100.00
ARGENTINA	101	0	-100.00	247	0	-100.00
BRAZIL	7,580	109	-98.56	24,646	622	-97.48
URUGUAY	471	672	42.68	805	3,829	375.65
JAMAICA	999	21	-97.90	2,382	50	-97.90
PUERTO RICO	75	31	-58.67	869	460	-47.07
BELIZE	2,743	0	-100.00	8,014	0	-100.00
DOMINICAN REPUBLIC	1,517	1,475	-2.77	2,422	3,333	37.61
COSTA RICA	166	0	-100.00	336	0	-100.00
HAITI	0	451	-	0	868	-
BARBADOS	41	2	-95.12	71	105	47.89
BERMUDA	166	8	-95.18	790	37	-95.32
FRENCH POLYNESIA	3,060	322	-89.48	4,636	265	-94.28
MARTINIQUE	175	258	47.43	1,634	233	-85.74
NETHERLANDS ANTILLES	1,821	490	-73.09	2,402	8,191	241.01
GUADELOUPE	0	57	-	0	47	-
UNITED KINGDOM	27,083	17,193	-36.52	717,695	283,935	-60.44
NETHERLANDS	100,741	33,334	-66.91	979,391	623,277	-36.36
FRANCE	25,646	21,297	-16.96	518,884	401,288	-22.66
GERMANY, FED. REP. OF	169,862	115,257	-32.15	5,871,485	3,726,664	-36.53
AUSTRIA	2,968	10,415	250.91	92,942	318,008	242.16
BELGIUM	5,905	5,031	-14.80	16,752	17,445	4.14
SWITZERLAND	1,247	1,163	-6.74	27,569	26,805	-2.77
DENMARK	1,618	798	-50.68	32,429	21,284	-34.37
NORWAY	1,285	10,692	732.06	20,832	170,205	717.04
SWEDEN	4,562	1,511	-66.88	172,053	62,390	-63.74
FINLAND	77	27	-64.94	865	192	-77.80
IRELAND	340	283	-16.76	453	2,117	367.33
ITALY	565,324	179,617	-68.23	16,888,463	7,146,789	-57.68
SPAIN	462,294	96,836	-79.05	4,834,839	1,347,839	-72.12
PORTUGAL	3,542	1,063	-69.99	133,640	22,806	-82.93
GREECE	7,891	1,269	-83.92	81,464	8,793	-89.21
HUNGARY	2,286	162	-92.91	4,413	283	-93.59
POLAND	4,099	767	-81.29	168,104	33,560	-80.04
ROMANIA	0	37	-	0	5,409	-
BULGARIA	2,951	0	-100.00	4,992	0	-100.00
YUGOSLAVIA	97	8	-91.75	1,180	37	-96.86
LITHUANIA	0	2	-	0	120	-
CROATIA	271	1,826	573.80	1,253	12,898	929.37
MALTA	935	0	-100.00	2,536	0	-100.00
SLOVAKIA	312	13	-95.83	15,060	631	-95.81
SLOVENIA	2	0	-100.00	30	0	-100.00
CZECH REPUBLIC	784	49	-93.75	2,611	496	-81.00
RUSSIA FEDERATION	13	120	823.08	127	322	153.54
KACA DAN BARANG DARI KACA	604,111,163	496,129,963	-17.87	342,614,458	248,854,000	-27.37
JAPAN	67,838,148	44,676,886	-34.14	55,266,170	29,258,637	-47.06
HONG KONG	1,331,951	1,264,635	-5.05	1,889,422	752,944	-60.15
KOREA, DEMOCRATIC PEOPLE'S R	0	14,288	-	0	10,319	-
KOREA, REPUBLIC OF	47,802,805	38,633,399	-19.18	16,858,260	9,696,352	-42.48
TAIWAN	6,434,309	6,206,890	-3.53	3,247,516	3,277,375	0.92
CHINA	8,825,724	13,957,259	58.14	7,327,687	8,980,727	22.56
MONGOLIA	7,731	102	-98.68	6,750	300	-95.56
MACAU	133	219	64.66	516	1,395	170.35
PAPUA NEW GUINEA	1,941,811	3,841,127	97.81	1,097,569	2,310,791	110.54
THAILAND	30,398,208	22,993,614	-24.36	13,244,479	10,053,466	-24.09
SINGAPORE	12,491,819	8,005,492	-35.91	7,745,419	6,922,680	-10.62
PHILIPPINES	30,865,984	38,212,910	23.80	13,445,746	14,636,387	8.86
MALAYSIA	61,295,679	54,456,682	-11.16	26,702,575	19,692,486	-26.25
MYANMAR (FORM. BURMA)	2,781,135	2,971,775	6.85	1,408,527	841,041	-40.29
CAMBODIA	4,097,073	177,989	-95.66	848,541	84,582	-90.03
BRUNEI DARUSSALAM	502,162	410,615	-18.23	215,151	160,085	-25.59
LAO PEOPLE'S DEMOCRATIC REPL	0	73	-	0	1,772	-
NEPAL	40,720	24,027	-40.99	37,131	23,031	-37.97
VIET NAM	19,403,833	37,380,077	92.64	12,438,962	13,619,933	9.49
MALDIVES	402,008	68,697	-82.91	258,717	101,680	-60.70
INDIA	29,444,472	23,791,173	-19.20	14,917,461	13,288,652	-10.92

TABEL 5. PERKEMBANGAN EKSPOR INDONESIA MENURUT KOMODITI DAN NEGARA TUJUAN

JENIS BARANG	BERAT BERSIH (KG)		PERUB	NILAI FOB (US \$)		PERUB
	JAN-SEP 2008	JAN-SEP 2009	%	JAN-SEP 2008	JAN-SEP 2009	%
	(1)	(2)	(3)	(4)	(5)	(6)
PAKISTAN	8,348,118	9,413,095	12.76	6,549,414	6,390,679	-2.42
BANGLADESH	3,690,320	2,793,912	-24.29	2,258,267	1,513,031	-33.00
SRI LANKA	3,184,479	1,827,616	-42.61	1,181,229	726,725	-38.48
AFGHANISTAN	390,218	669,462	71.56	245,203	476,379	94.28
IRAQ	117,132	263,068	124.59	83,953	250,668	198.58
IRAN (ISLAMIC REPUBLIC OF)	1,190,786	442,874	-62.81	1,035,480	347,141	-66.48
SAUDI ARABIA	3,249,882	3,605,124	10.93	2,104,356	2,648,219	25.84
ISRAEL	430,177	775,219	80.21	246,238	431,641	75.29
KUWAIT	942,268	1,429,865	51.75	454,770	600,648	32.08
JORDAN	2,252,492	3,985,084	76.92	1,629,389	2,240,862	37.53
LEBANON	2,432,144	734,969	-69.78	995,225	283,780	-71.49
YEMEN	1,092,377	2,443,202	123.66	712,257	1,392,159	95.46
OMAN	220,025	212,459	-3.44	152,415	121,704	-20.15
SYRIA ARAB REPUBLIC	2,021,352	2,482,985	22.84	2,230,558	1,983,178	-11.09
TURKEY	15,406,348	8,760,126	-43.14	9,544,792	4,416,459	-53.73
UNITED ARAB EMIRATES	11,587,810	9,003,605	-22.30	8,142,783	5,952,398	-26.90
QATAR	590,464	755,762	27.99	498,784	253,465	-49.18
BAHRAIN	173,897	426,990	145.54	76,054	150,570	97.98
CYPRUS	96,627	29,634	-69.33	125,907	22,341	-82.26
EGYPT	9,103,453	14,318,474	57.29	5,435,631	9,418,505	73.27
LIBYAN ARAB JAMAHIRIYA	0	186,521	-	0	77,416	-
MOROCCO	243,267	228,215	-6.19	185,580	184,104	-0.80
TUNISIA	97,937	8,404	-91.42	58,862	28,775	-51.11
ALGERIA	2,569,694	2,977,459	15.87	1,349,364	1,444,354	7.04
SUDAN	921,807	831,289	-9.82	452,877	604,981	33.59
LESOTHO	0	13,830	-	0	11,115	-
NAMIBIA	51,717	21,968	-57.52	23,342	7,350	-68.51
ETHIOPIA	113	99,920	88,324.78	195	55,800	28,515.38
TANZANIA, UNITED REPUBLIC OF	206,090	353,832	71.69	67,551	105,589	56.31
MADAGASCAR	1,975,423	2,144,582	8.56	669,040	744,392	11.26
SOMALIA	39,112	22,010	-43.73	39,962	16,804	-57.95
KENYA	5,118,591	6,538,202	27.73	1,496,781	1,587,071	6.03
REUNION	49,945	287,490	475.61	66,499	215,545	224.13
MOZAMBIQUE	77,295	218,540	182.73	56,310	104,063	84.80
BOTSWANA	0	67	-	0	281	-
EQUATORIAL GUINEA	62	0	-100.00	220	0	-100.00
TOGO	69,434	13,203	-80.98	69,800	6,676	-90.44
GHANA	958,811	327,111	-65.88	413,218	138,354	-66.52
LIBERIA	0	7	-	0	45	-
ANGOLA	688,540	1,031,536	49.81	249,144	526,227	111.21
CONGO	0	45,283	-	0	27,000	-
CAMEROON	223,026	143,035	-35.87	65,574	62,672	-4.43
NIGERIA	2,915,223	733,680	-74.83	1,462,115	296,283	-79.74
SIERRA LEONE	15	0	-100.00	13	0	-100.00
GABON	623	115	-81.54	1,058	343	-67.58
COTE D'IVOIRE	555,386	120,920	-78.23	198,873	64,162	-67.74
SENEGAL	312,597	518,165	65.76	321,564	359,161	11.69
BENIN	80,682	33,901	-57.98	24,523	15,012	-38.78
GAMBIA	112	0	-100.00	416	0	-100.00
U.S. VIRGIN ISLANDS	2,835	580	-79.54	12,035	6,890	-42.75
SEYCHELLES	130,066	21,599	-83.39	106,303	149,196	40.35
UGANDA	20,372	241	-98.82	14,639	570	-96.11
NIGER	0	123	-	0	172	-
DJIBOUTI	215,977	68,361	-68.35	72,104	39,632	-45.03
SOUTH AFRICA	10,436,022	11,861,672	13.66	5,270,214	5,725,567	8.64
ZIMBABWE	112,359	43,801	-61.02	71,602	42,998	-39.95
BURUNDI	19,473	0	-100.00	6,735	0	-100.00
MAURITIUS	725,023	1,384,825	91.00	324,086	528,632	63.11
RWANDA	19,473	0	-100.00	6,696	0	-100.00
VIRGIN ISLANDS (BRITISH)	40,576	795	-98.04	18,114	2,840	-84.32
AUSTRALIA	58,498,402	30,658,633	-47.59	30,867,916	17,672,477	-42.75
NEW ZEALAND	21,746,555	11,326,512	-47.92	7,908,351	3,817,164	-51.73
MICRONESIA, FEDERATED STATES	713	0	-100.00	3,635	0	-100.00
GUAM	1,091	4,441	307.06	4,045	9,214	127.79
PALAU	371	26	-92.99	852	521	-38.85
NEW CALEDONIA	303,442	236,158	-22.17	438,500	99,605	-77.29
SAINT VINCENT AND THE GRENAD	267	69,492	25,926.97	263	23,611	8,877.57
VANUATU	13,720	96,838	605.82	19,097	68,190	257.07
WALLIS AND FUTUNA ISLANDS	1,139	80	-92.98	1,255	160	-87.25
AMERICAN SAMOA	0	52	-	0	328	-
COOK ISLANDS	548	943	72.08	6,046	4,430	-26.73
FIJI	205,945	217,267	5.50	148,495	101,653	-31.54
MARSHALL ISLANDS	11	0	-100.00	43	0	-100.00
SAMOA	328,691	352,902	7.37	147,675	171,242	15.96

TABEL 5. PERKEMBANGAN EKSPOR INDONESIA MENURUT KOMODITI DAN NEGARA TUJUAN

JENIS BARANG	BERAT BERSIH (KG)		PERUB	NILAI FOB (US \$)		PERUB
	JAN-SEP 2008	JAN-SEP 2009	%	JAN-SEP 2008	JAN-SEP 2009	%
	(1)	(2)	(3)	(4)	(5)	(6)
SOLOMON ISLANDS	21,011	10,322	-50.87	10,881	5,976	-45.08
TONGA	802	919	14.59	1,001	5,060	405.49
EAST TIMOR	322,291	608,568	88.83	236,848	434,506	83.45
UNITED STATES	12,513,384	9,370,041	-25.12	16,790,555	8,423,396	-49.83
CANADA	964,758	1,313,507	36.15	1,004,459	670,306	-33.27
MEXICO	3,152,296	2,138,097	-32.17	2,247,750	1,296,418	-42.32
GUATEMALA	794,690	1,498,419	88.55	657,585	578,374	-12.05
HONDURAS	186	68,216	36,575.27	229	26,040	11,271.18
NICARAGUA	39,431	65,849	67.00	27,408	18,885	-31.10
PANAMA	2,925,515	1,643,599	-43.82	2,086,815	814,068	-60.99
CUBA	65,017	80,657	24.06	50,037	59,164	18.24
SURINAME	187,963	101,032	-46.25	129,304	58,195	-54.99
CHILE	1,062,305	2,467,013	132.23	814,487	1,264,481	55.25
VENEZUELA	2,275	35,361	1,454.33	6,620	105,444	1,492.81
ARGENTINA	858,808	1,753,295	104.15	560,733	1,111,139	98.16
BRAZIL	3,539,685	5,533,934	56.34	1,639,420	1,827,682	11.48
COLOMBIA	801,673	818,067	2.04	630,285	524,595	-16.77
BOLIVIA	0	67,835	-	0	21,540	-
URUGUAY	119,588	276,136	130.91	71,320	172,180	141.42
PARAGUAY	0	95,746	-	0	48,397	-
ECUADOR	2,175,156	1,221,029	-43.86	1,116,008	440,790	-60.50
PERU	428,334	191,134	-55.38	237,757	112,241	-52.79
GUYANA	16,736	49,044	193.04	18,621	30,759	65.18
TRINIDAD AND TOBAGO	929,266	1,456,490	56.74	428,651	528,807	23.37
BAHAMAS	234	275	17.52	266	1,149	331.95
JAMAICA	254,862	127,095	-50.13	86,538	48,105	-44.41
PUERTO RICO	663,466	875,029	31.89	386,258	482,953	25.03
BELIZE	148	8,100	5,372.97	603	10,941	1,714.43
DOMINICAN REPUBLIC	720,821	371,578	-48.45	429,880	163,090	-62.06
EL SALVADOR	68,739	43,920	-36.11	23,036	15,839	-31.24
COSTA RICA	178,744	355,412	98.84	104,779	202,100	92.88
HAITI	36,603	864,576	2,262.04	17,261	292,270	1,593.24
BARBADOS	104,878	312,296	197.77	77,768	169,873	118.44
ANTIGUA AND BARBUDA	766	444	-42.04	1,828	461	-74.78
ANGUILLA	820	1,338	63.17	892	6,700	651.12
ARUBA	42,418	23,142	-45.44	24,618	17,775	-27.80
BERMUDA	1,261	1,824	44.65	8,904	2,433	-72.68
CAPE VERDE	17,892	34,535	93.02	9,258	15,781	70.46
CAYMAN ISLANDS	284	68	-76.06	74	326	340.54
DOMINICA	37,062	20,037	-45.94	12,261	10,780	-12.08
FRENCH GUIANA	2,586	3,948	52.67	10,144	15,074	48.60
FRENCH POLYNESIA	37,270	7,879	-78.86	42,874	11,103	-74.10
GRENADA	22,552	0	-100.00	7,064	0	-100.00
MARTINIQUE	842	1,761	109.14	2,896	7,616	162.98
NETHERLANDS ANTILLES	5,141	48,662	846.55	13,466	38,158	183.37
SAINT LUCIA	365	46,790	12,719.18	1,511	19,508	1,191.07
TURKS AND CAICOS ISLANDS	367	836	127.79	820	2,688	227.80
GUADELOUPE	5,747	4,626	-19.51	12,959	10,605	-18.16
SAINT KITTS AND NEVIS	173	1,217	603.47	259	1,695	554.44
UNITED KINGDOM	2,611,160	1,798,738	-31.11	4,060,017	2,237,356	-44.89
NETHERLANDS	1,189,434	1,309,554	10.10	1,572,256	1,371,881	-12.74
FRANCE	648,403	846,269	30.52	1,631,209	1,679,507	2.96
GERMANY, FED. REP. OF	1,861,604	1,470,087	-21.03	2,907,366	2,006,223	-31.00
AUSTRIA	4,009	10,484	161.51	44,929	57,560	28.11
BELGIUM	130,224	157,987	21.32	298,613	305,029	2.15
SWITZERLAND	30,081	24,818	-17.50	173,910	174,521	0.35
LUXEMBOURG	0	62	-	0	409	-
DENMARK	65,162	193,631	197.15	42,213	93,785	122.17
NORWAY	79,353	24,564	-69.04	64,516	18,415	-71.46
SWEDEN	218,090	36,219	-83.39	180,398	43,014	-76.16
FINLAND	68,483	343,235	401.20	86,689	246,584	184.45
IRELAND	485,184	207,219	-57.29	445,997	176,160	-60.50
ITALY	1,642,197	659,827	-59.82	1,478,500	781,064	-47.17
SPAIN	42,985,814	8,867,264	-79.37	13,163,806	2,366,249	-82.02
PORTUGAL	1,275,612	708,985	-44.42	537,292	346,222	-35.56
GREECE	2,134,399	942,308	-55.85	854,945	382,041	-55.31
DEMOCRATIC REPUBLIC OF THE C	0	123,934	-	0	75,264	-
HUNGARY	123,637	70,934	-42.63	443,690	143,294	-67.70
POLAND	3,587,614	4,325,420	20.57	2,410,942	3,105,139	28.79
ROMANIA	510,988	1,157,639	126.55	457,640	916,418	100.25
BULGARIA	1,270,576	711,418	-44.01	548,399	376,151	-31.41
YUGOSLAVIA	28,368	358	-98.74	26,301	826	-96.86
ALBANIA	399	172,270	43,075.44	600	92,823	15,370.50
ARMENIA	53	0	-100.00	159	0	-100.00

TABEL 5. PERKEMBANGAN EKSPOR INDONESIA MENURUT KOMODITI DAN NEGARA TUJUAN

JENIS BARANG	BERAT BERSIH (KG)		PERUB	NILAI FOB (US \$)		PERUB	
	JAN-SEP 2008	JAN-SEP 2009	%	JAN-SEP 2008	JAN-SEP 2009	%	
	(1)	(2)	(3)	(4)	(5)	(6)	(7)
AZERBAIJAN		0	3		0	15	-
BELARUS	1,084,295	7,505		-99.31	355,517	7,003	-98.03
KAZAKHSTAN	249,764	108,657		-56.50	362,705	161,206	-55.55
UKRAINE	1,716,532	441,097		-74.30	2,417,496	697,382	-71.15
LITHUANIA	84,115	19,488		-76.83	111,650	27,033	-75.79
LATVIA	2	620		30,900.00	17	3,479	20,364.71
ESTONIA	1,172	63,338		5,304.27	5,681	71,620	1,160.69
GEORGIA	55,308	330,794		498.09	105,919	116,285	9.79
CROATIA	827,247	269,883		-67.38	572,084	194,162	-66.06
BOSNIA AND HERZEGOVINA	429,609	224,635		-47.71	254,045	189,019	-25.60
MALTA	15,880	4,301		-72.92	16,623	9,981	-39.96
SLOVAKIA	858	34		-96.04	1,817	198	-89.10
SLOVENIA	1,487	2,235		50.30	7,266	3,836	-47.21
CZECH REPUBLIC	453,689	273,674		-39.68	396,268	218,064	-44.97
RUSSIA FEDERATION	2,710,503	1,494,697		-44.86	3,153,106	1,549,462	-50.86
KERTAS DAN BARANG DARI KERTAS	3,155,776,420	3,152,789,562	-0.09	2,978,693,956	2,438,901,473	-18.12	
JAPAN	254,841,621	315,978,778		23.99	267,465,384	284,728,021	6.45
HONG KONG	83,155,359	75,063,488		-9.73	72,689,702	56,313,180	-22.53
KOREA, DEMOCRATIC PEOPLE'S R	0	3,156		-	0	7,979	-
KOREA, REPUBLIC OF	57,427,387	53,048,779		-7.62	52,207,744	43,989,970	-15.74
TAIWAN	111,844,732	100,922,989		-9.77	86,844,930	52,590,595	-39.44
CHINA	208,110,211	173,927,687		-16.43	163,828,514	107,016,332	-34.68
MONGOLIA	18,620	121,530		552.69	32,949	71,862	118.10
MACAU	977	911,874		93,234.08	163	450,281	276,146.01
PAPUA NEW GUINEA	3,063,101	3,076,095		0.42	3,603,221	2,725,752	-24.35
THAILAND	82,293,439	76,293,260		-7.29	82,064,432	61,677,502	-24.84
SINGAPORE	152,811,251	133,539,909		-12.61	119,606,444	82,109,980	-31.35
PHILIPPINES	85,219,501	77,268,337		-9.33	76,176,837	55,284,252	-27.43
MALAYSIA	269,620,318	296,321,239		9.90	246,992,882	205,266,657	-16.89
MYANMAR (FORM. BURMA)	37,422,858	37,311,656		-0.30	29,072,355	22,382,093	-23.01
CAMBODIA	11,288,874	11,648,819		3.19	10,361,562	8,899,516	-14.11
BRUNEI DARUSSALAM	955,971	858,543		-10.19	1,120,913	1,128,249	0.65
LAO PEOPLE'S DEMOCRATIC REPL	16,695	32,314		93.55	10,672	21,613	102.52
NEPAL	223,371	312,750		40.01	1,877,162	2,004,339	6.77
VIET NAM	143,479,670	188,102,937		31.10	123,199,379	129,725,463	5.30
MALDIVES	874,976	539,686		-38.32	1,079,826	635,243	-41.17
INDIA	68,699,607	57,000,048		-17.03	59,597,015	44,147,656	-25.92
PAKISTAN	54,033,528	71,198,826		31.77	50,893,806	52,035,634	2.24
BANGLADESH	24,730,307	34,168,069		38.16	22,746,530	23,011,812	1.17
SRI LANKA	48,656,626	49,235,572		1.19	35,914,027	30,436,942	-15.25
AFGHANISTAN	537,847	119,630		-77.76	1,127,465	360,070	-68.06
IRAQ	25,180	78,713		212.60	38,492	107,666	179.71
IRAN (ISLAMIC REPUBLIC OF)	134,121,454	74,488,233		-44.46	122,038,118	57,231,211	-53.10
SAUDI ARABIA	94,890,548	88,595,042		-6.63	92,035,677	67,241,793	-26.94
ISRAEL	806,248	19,076		-97.63	757,288	22,533	-97.02
KUWAIT	12,648,190	9,055,076		-28.41	13,678,159	8,987,699	-34.29
JORDAN	21,678,992	21,482,043		-0.91	21,878,865	16,722,151	-23.57
LEBANON	9,099,746	14,737,454		61.95	9,594,683	9,084,702	-5.32
YEMEN	25,874,768	21,019,711		-18.76	26,268,871	15,606,418	-40.59
OMAN	6,882,876	8,557,737		24.33	7,164,382	7,301,298	1.91
SYRIA ARAB REPUBLIC	12,303,774	15,738,182		27.91	11,963,473	11,308,322	-5.48
TURKEY	42,322,687	46,692,951		10.33	39,622,785	28,998,991	-26.81
UNITED ARAB EMIRATES	91,204,813	124,095,912		36.06	95,062,285	100,405,000	5.62
QATAR	7,824,762	6,585,276		-15.84	9,046,962	6,422,640	-29.01
BAHRAIN	6,334,935	6,307,380		-0.43	6,949,185	5,874,728	-15.46
CYPRUS	4,257,899	6,156,570		44.59	4,400,262	4,753,746	8.03
EGYPT	35,183,267	37,014,323		5.20	34,138,263	28,093,863	-17.71
LIBYAN ARAB JAMAHIRIYA	4,977,688	5,922,093		18.97	5,045,671	4,997,620	-0.95
MOROCCO	505,950	909,184		79.70	642,491	820,676	27.73
TUNISIA	1,657,389	1,205,902		-27.24	1,618,819	1,041,570	-35.66
ALGERIA	33,507	19,531		-41.71	39,959	16,877	-57.76
SUDAN	19,387,086	17,082,827		-11.89	17,591,808	13,135,586	-25.33
ERITREA	96,907	82,625		-14.74	92,755	77,667	-16.27
NAMIBIA	231	264,864		114,559.74	544	338,131	62,056.43
ETHIOPIA	344,304	1,305,608		279.20	487,103	771,566	58.40
TANZANIA, UNITED REPUBLIC OF	1,184,029	1,634,512		38.05	1,130,097	1,340,126	18.59
MADAGASCAR	3,424,761	1,630,665		-52.39	4,033,521	1,629,313	-59.61
SOMALIA	241,501	381,636		58.03	539,987	400,311	-25.87
KENYA	11,106,078	9,551,789		-13.99	8,844,954	6,917,728	-21.79
REUNION	5,785,557	1,763,582		-69.52	5,254,637	1,842,685	-64.93
MOZAMBIQUE	1,283,993	886,886		-30.93	1,327,849	848,271	-36.12
BOTSWANA	132	0		-100.00	445	0	-100.00
EQUATORIAL GUINEA	94,335	74,264		-21.28	100,622	59,410	-40.96

TABEL 5. PERKEMBANGAN EKSPOR INDONESIA MENURUT KOMODITI DAN NEGARA TUJUAN

JENIS BARANG	BERAT BERSIH (KG)		PERUB	NILAI FOB (US \$)		PERUB
	JAN-SEP 2008	JAN-SEP 2009	%	JAN-SEP 2008	JAN-SEP 2009	%
	(1)	(2)	(3)	(4)	(5)	(6)
TOGO	7,218,778	9,201,208	27.46	7,961,025	8,372,357	5.17
GHANA	13,101,287	8,583,787	-34.48	12,228,385	6,736,572	-44.91
LIBERIA	398,201	538,129	35.14	449,098	449,267	0.04
GUINEA	3,203,223	1,976,455	-38.30	3,597,094	1,945,788	-45.91
ANGOLA	1,846,025	839,147	-54.54	1,899,841	791,536	-58.34
CONGO	3,098,796	1,821,735	-41.21	3,396,118	1,733,975	-48.94
CAMEROON	4,508,377	4,995,243	10.80	5,129,479	4,147,018	-19.15
NIGERIA	78,095,112	46,912,309	-39.93	72,303,987	33,422,685	-53.77
SIERRA LEONE	825,447	865,393	4.84	875,704	788,420	-9.97
GABON	395,154	447,568	13.26	496,535	477,116	-3.91
COTE D'IVOIRE	1,785,496	3,123,192	74.92	1,838,574	2,584,300	40.56
SENEGAL	2,487,416	2,003,057	-19.47	2,788,969	1,703,532	-38.92
MAURITANIA	1,363,790	1,348,379	-1.13	1,596,266	1,376,177	-13.79
MALI	78,493	134,876	71.83	69,183	82,145	18.74
BENIN	2,774,399	3,793,012	36.71	2,908,237	3,440,040	18.29
BURKINA FASO	14,511	66,405	357.62	21,811	47,180	116.31
GUINEA BISSAU	18,549	0	-100.00	20,473	0	-100.00
GAMBIA	287,291	238,223	-17.08	309,128	208,909	-32.42
U.S. VIRGIN ISLANDS	34	0	-100.00	20	0	-100.00
SEYCHELLES	42,155	46,779	10.97	57,584	46,935	-18.49
UGANDA	485,304	403,713	-16.81	601,727	429,581	-28.61
NIGER	74,721	20,016	-73.21	85,371	32,062	-62.44
DJIBOUTI	21,765,190	17,928,154	-17.63	21,416,304	15,792,734	-26.26
SAO TOME AND PRINCIPE	14,967	37,098	147.87	14,500	27,968	92.88
SWAZILAND	0	60	-	0	825	-
SOUTH AFRICA	53,236,344	48,471,495	-8.95	43,478,166	34,173,367	-21.40
ZIMBABWE	20,175	199,298	887.85	31,398	99,650	217.38
ZAMBIA	19,510	12,111	-37.92	41,276	14,167	-65.68
MALAWI	280,572	206,554	-26.38	265,314	192,565	-27.42
COMOROS	112,655	54,607	-51.53	139,195	53,504	-61.56
MAURITIUS	14,346,493	12,414,820	-13.46	10,688,832	7,372,867	-31.02
RWANDA	99	0	-100.00	450	0	-100.00
VIRGIN ISLANDS (BRITISH)	652	88,339	13,448.93	2,362	45,997	1,847.38
AUSTRALIA	142,476,848	101,427,624	-28.81	150,484,688	96,837,431	-35.65
NEW ZEALAND	23,024,071	19,480,070	-15.39	21,194,215	18,515,007	-12.64
MICRONESIA, FEDERATED STATES	2,134	4,482	110.03	5,358	9,874	84.29
GUAM	92,284	1,031,020	1,017.23	159,378	833,518	422.98
PALAU	533	752	41.09	8,421	11,569	37.38
NEW CALEDONIA	1,587,056	1,650,169	3.98	1,897,005	1,580,384	-16.69
NORTHERN MARIANA ISLANDS	3,399	12	-99.65	5,119	40	-99.22
VANUATU	123,567	112,108	-9.27	168,633	123,924	-26.51
WALLIS AND FUTUNA ISLANDS	580	616	6.21	795	825	3.77
AMERICAN SAMOA	426	21,523	4,952.35	2,444	19,355	691.94
COOK ISLANDS	12,871	29,915	132.42	36,810	62,904	70.89
FIJI	3,403,982	1,548,269	-54.52	3,174,652	1,309,649	-58.75
KIRIBATI	13,208	6,415	-51.43	27,249	13,665	-49.85
MARSHALL ISLANDS	162	0	-100.00	10,913	0	-100.00
SAMOA	64,080	65,804	2.69	69,066	58,895	-14.73
SOLOMON ISLANDS	54,165	45,149	-16.65	104,571	102,849	-1.65
TONGA	44,965	19,249	-57.19	51,607	15,359	-70.24
TUVALU	3,192	2,437	-23.65	6,736	5,253	-22.02
EAST TIMOR	557,675	1,661,348	197.91	557,595	1,444,628	159.08
UNITED STATES	211,688,655	198,270,446	-6.34	219,783,678	187,087,042	-14.88
CANADA	31,607,226	39,007,183	23.41	33,241,070	33,879,583	1.92
MEXICO	3,950,287	4,699,853	18.97	4,122,914	3,981,555	-3.43
GUATEMALA	1,151,371	3,046,522	164.60	996,293	2,230,969	123.93
HONDURAS	107,087	1,287,415	1,102.21	108,923	898,957	725.31
NICARAGUA	1,915,573	1,806,033	-5.72	1,690,782	1,284,540	-24.03
PANAMA	978,712	3,091,386	215.86	1,003,785	2,575,321	156.56
CUBA	9,658,981	3,836,103	-60.28	8,670,056	3,504,202	-59.58
SURINAME	270,718	499,232	84.41	278,980	491,038	76.01
CHILE	1,148,091	3,114,288	171.26	1,408,641	3,174,500	125.36
VENEZUELA	2,295,115	3,293,773	43.51	2,409,204	2,647,737	9.90
ARGENTINA	2,523,076	1,144,091	-54.65	2,702,797	1,441,601	-46.66
BRAZIL	38,475,683	40,592,211	5.50	34,274,887	29,679,894	-13.41
COLOMBIA	3,490,354	2,522,901	-27.72	4,552,373	2,721,810	-40.21
BOLIVIA	51,337	409,850	698.35	84,749	278,688	228.84
URUGUAY	288,817	452,731	56.75	298,627	408,601	36.83
PARAGUAY	1,151,569	491,393	-57.33	1,240,909	419,896	-66.16
ECUADOR	5,036,870	5,619,575	11.57	5,690,275	5,038,731	-11.45
PERU	10,704,266	8,982,433	-16.09	12,912,484	7,971,249	-38.27
GUYANA	133,888	739,292	452.17	118,826	471,001	296.38
TRINIDAD AND TOBAGO	1,077,160	878,623	-18.43	1,573,643	685,020	-56.47
BAHAMAS	24,697	11,407	-53.81	21,521	12,493	-41.95

TABEL 5. PERKEMBANGAN EKSPOR INDONESIA MENURUT KOMODITI DAN NEGARA TUJUAN

JENIS BARANG	BERAT BERSIH (KG)		PERUB	NILAI FOB (US \$)		PERUB
	JAN-SEP 2008	JAN-SEP 2009	%	JAN-SEP 2008	JAN-SEP 2009	%
	(1)	(2)	(3)	(4)	(5)	(6)
JAMAICA	1,089,206	793,010	-27.19	1,204,690	762,411	-36.71
PUERTO RICO	1,269,895	3,961,805	211.98	1,201,473	3,001,019	149.78
BELIZE	65,748	7,572	-88.48	67,602	13,675	-79.77
DOMINICAN REPUBLIC	4,222,299	2,554,059	-39.51	4,193,210	1,895,267	-54.80
EL SALVADOR	1,805,317	2,437,958	35.04	1,756,399	1,805,193	2.78
COSTA RICA	4,934,110	6,469,538	31.12	4,434,890	4,547,746	2.54
HAITI	67,096	81,634	21.67	55,732	84,114	50.93
BARBADOS	137,613	81,112	-41.06	134,293	79,360	-40.91
ANTIGUA AND BARBUDA	162	0	-100.00	611	0	-100.00
ARUBA	66	0	-100.00	1,900	0	-100.00
BERMUDA	407	635	56.02	2,285	2,166	-5.21
CAPE VERDE	55,646	55,647	0.00	51,409	46,486	-9.58
CAYMAN ISLANDS	109	3	-97.25	167	200	19.76
DOMINICA	214,920	430,963	100.52	198,788	312,020	56.96
FRENCH GUIANA	2,115	37,623	1,678.87	5,608	30,318	440.62
FRENCH POLYNESIA	1,151,633	1,421,572	23.44	1,381,017	1,403,630	1.64
GREENLAND	4,221	0	-100.00	11,773	0	-100.00
GRENADA	1,043	0	-100.00	6,041	0	-100.00
MARTINIQUE	116,882	364,909	212.20	112,013	321,968	187.44
NETHERLANDS ANTILLES	55,391	116,978	111.19	63,599	114,827	80.55
SAINT LUCIA	626	628	0.32	3,193	5,184	62.36
TURKS AND CAICOS ISLANDS	0	592	-	0	2,118	-
GUADELOUPE	341,269	257,727	-24.48	345,650	223,824	-35.25
SAINT KITTS AND NEVIS	1,750	487	-72.17	563	678	20.43
UNITED KINGDOM	22,019,481	30,803,716	39.89	28,548,945	31,066,408	8.82
NETHERLANDS	4,389,888	11,493,884	161.83	8,886,516	11,847,642	33.32
FRANCE	4,792,027	3,813,860	-20.41	7,067,800	4,788,286	-32.25
GERMANY, FED. REP. OF	4,803,889	11,069,101	130.42	10,438,277	13,831,514	32.51
AUSTRIA	7,264	661,254	9,003.17	17,407	462,697	2,558.11
BELGIUM	38,251,606	37,772,481	-1.25	41,122,500	32,425,384	-21.15
SWITZERLAND	22,376	24,977	11.62	86,163	86,101	-0.07
LUXEMBOURG	400	1	-99.75	870	1	-99.89
DENMARK	577,469	772,265	33.73	1,723,326	2,220,309	28.84
NORWAY	504,956	430,814	-14.68	1,237,505	1,167,019	-5.70
SWEDEN	1,423,042	699,773	-50.83	2,487,328	1,598,010	-35.75
FINLAND	632,110	444,562	-29.67	1,123,145	698,998	-37.76
IRELAND	878,877	1,317,947	49.96	1,442,175	1,749,193	21.29
ITALY	24,346,047	46,219,657	89.84	23,539,872	36,147,832	53.56
SPAIN	18,572,137	23,821,401	28.26	20,079,921	22,982,820	14.46
PORTUGAL	4,030,524	2,775,777	-31.13	3,664,779	2,653,386	-27.60
GREECE	17,995,510	24,847,259	38.07	17,599,394	19,414,996	10.32
LIECHTENSTEIN	0	62	-	0	3,063	-
DEMOCRATIC REPUBLIC OF THE C	2,547,119	2,713,392	6.53	2,626,619	2,821,407	7.42
HUNGARY	30,702	2,697,491	8,686.04	37,877	1,741,804	4,498.58
POLAND	835,904	1,155,287	38.21	1,250,871	1,132,242	-9.48
ROMANIA	2,666,037	5,045,286	89.24	2,648,695	4,184,555	57.99
BULGARIA	472,763	1,880,553	297.78	495,292	1,292,127	160.88
YUGOSLAVIA	235,063	667,022	183.76	257,016	467,006	81.70
ALBANIA	592,003	1,969,803	232.74	705,585	1,608,864	128.02
ARMENIA	73,359	152,121	107.37	85,317	129,509	51.80
KAZAKHSTAN	336,664	62,702	-81.38	287,082	39,959	-86.08
TURKMENISTAN	16,487	0	-100.00	48,455	0	-100.00
UKRAINE	4,905,425	4,207,047	-14.24	5,454,832	3,770,595	-30.88
UZBEKISTAN	0	15,089	-	0	15,725	-
LITHUANIA	653,343	482,710	-26.12	969,264	641,903	-33.77
LATVIA	328,646	137,318	-58.22	375,231	152,478	-59.36
ESTONIA	151,500	458,085	202.37	272,450	648,630	138.07
GEORGIA	2,015,371	3,597,461	78.50	2,029,078	3,099,022	52.73
CROATIA	484,708	2,345,225	383.84	538,152	1,704,364	216.71
BOSNIA AND HERZEGOVINA	982,773	461,913	-53.00	964,067	258,937	-73.14
MALTA	540,011	994,649	84.19	585,626	849,748	45.10
SLOVAKIA	1,044	252,457	24,081.70	35,067	204,769	483.94
SLOVENIA	76,479	2,943,625	3,748.93	192,970	1,913,514	891.61
CZECH REPUBLIC	23,415	733,334	3,031.90	51,301	486,146	847.63
RUSSIA FEDERATION	13,018,096	5,753,266	-55.81	14,718,276	6,102,219	-58.54
-GLISEROL DAN LARUTAN ALKALI	45,126,260	32,026,214	-29.03	21,910,958	5,579,473	-74.54
JAPAN	2,520,427	3,285,024	30.34	1,472,628	586,954	-60.14
KOREA, REPUBLIC OF	18,000	0	-100.00	36,000	0	-100.00
CHINA	12,357,720	24,025,320	94.42	4,931,264	3,340,802	-32.25
SINGAPORE	100	6	-94.00	22	9	-59.09
PHILIPPINES	208,070	481,950	131.63	356,554	256,774	-27.98
MALAYSIA	21,750,000	760,022	-96.51	9,675,000	125,087	-98.71
INDIA	4,055,920	1,800,020	-55.62	2,245,035	426,647	-81.00

TABEL 5. PERKEMBANGAN EKSPOR INDONESIA MENURUT KOMODITI DAN NEGARA TUJUAN

JENIS BARANG	BERAT BERSIH (KG)		PERUB	NILAI FOB (US \$)		PERUB
	JAN-SEP 2008	JAN-SEP 2009	%	JAN-SEP 2008	JAN-SEP 2009	%
(1)	(2)	(3)	(4)	(5)	(6)	(7)
IRAN (ISLAMIC REPUBLIC OF)	108,000	0	-100.00	45,360	0	-100.00
SAUDI ARABIA	200,000	100,000	-50.00	348,000	38,500	-88.94
YEMEN	165,984	0	-100.00	233,975	0	-100.00
SYRIA ARAB REPUBLIC	95,000	0	-100.00	165,300	0	-100.00
UNITED ARAB EMIRATES	20,000	20,000	0.00	34,060	9,900	-70.93
EGYPT	247,000	220,000	-10.93	429,780	97,000	-77.43
SUDAN	340,000	160,600	-52.76	380,400	91,658	-75.90
ETHIOPIA	0	20,900	-	0	16,302	-
MOZAMBIQUE	0	44,000	-	0	28,600	-
CAMEROON	0	20,000	-	0	8,400	-
AUSTRALIA	0	76	-	0	60	-
NEW ZEALAND	0	20,000	-	0	9,300	-
UNITED STATES	0	1,003,289	-	0	500,658	-
CANADA	20,000	65,007	225.04	33,400	42,822	28.21
VENEZUELA	20,000	0	-100.00	24,000	0	-100.00
NETHERLANDS	3,000,039	0	-100.00	1,500,180	0	-100.00
-MARGARIN DAN LEMAK LAINNYA	360,502,140	240,892,984	-33.18	405,350,166	180,712,923	-55.42
JAPAN	525,072	1,167,724	122.39	801,186	1,065,834	33.03
HONG KONG	3,999,989	3,989,386	-0.27	3,853,889	2,389,898	-37.99
KOREA, REPUBLIC OF	95,400	1,733,085	1,716.65	126,119	1,319,999	946.63
TAIWAN	629,787	1,915,269	204.11	783,642	1,472,739	87.94
CHINA	73,824,275	31,445,700	-57.40	73,086,653	21,035,172	-71.22
PAPUA NEW GUINEA	658,698	859,305	30.46	740,938	647,398	-12.62
THAILAND	1,733,400	2,749,083	58.59	2,489,639	2,190,682	-12.01
SINGAPORE	5,749,554	11,314,587	96.79	6,919,985	9,905,909	43.15
PHILIPPINES	5,998,522	5,827,800	-2.85	6,872,017	4,300,893	-37.41
MALAYSIA	4,305,758	2,210,462	-48.66	5,476,727	1,814,051	-66.88
MYANMAR (FORM. BURMA)	475,048	1,018,077	114.31	585,548	751,852	28.40
CAMBODIA	21,960	21,960	0.00	23,973	16,348	-31.81
VIET NAM	14,721,774	3,471,924	-76.42	15,285,678	3,258,436	-78.68
MALDIVES	14,241	15,584	9.43	21,861	15,092	-30.96
INDIA	789,944	1,011,513	28.05	1,118,894	923,583	-17.46
PAKISTAN	3,123,342	957,360	-69.35	3,396,351	707,580	-79.17
BANGLADESH	20,235	43,800	116.46	24,404	26,046	6.73
SRI LANKA	9,164,240	7,731,468	-15.63	8,990,617	4,802,778	-46.58
AFGHANISTAN	2,572,378	38,027	-98.52	3,087,837	29,477	-99.05
IRAQ	73,939,112	5,294,549	-92.84	81,211,784	3,989,820	-95.09
IRAN (ISLAMIC REPUBLIC OF)	2,503,827	4,877,408	94.80	3,275,694	3,787,791	15.63
SAUDI ARABIA	5,158,620	5,937,762	15.10	5,645,607	4,000,780	-29.13
ISRAEL	0	296,480	-	0	231,349	-
KUWAIT	280,800	180,250	-35.81	344,878	193,522	-43.89
JORDAN	20,000	166,688	733.44	24,678	108,811	340.92
LEBANON	1,141,147	985,763	-13.62	1,624,076	760,587	-53.17
YEMEN	60,628	80,000	31.95	61,565	50,000	-18.79
OMAN	731,508	532,000	-27.27	960,052	423,857	-55.85
SYRIA ARAB REPUBLIC	1,906,327	2,136,433	12.07	2,597,617	1,959,334	-24.57
TURKEY	7,523,202	5,100,992	-32.20	9,525,924	4,427,367	-53.52
UNITED ARAB EMIRATES	1,275,031	726,326	-43.03	1,720,979	558,755	-67.53
QATAR	20,100	57,240	184.78	21,044	39,401	87.23
BAHRAIN	59,435	19,080	-67.90	65,565	12,402	-81.08
EGYPT	6,582,229	10,387,098	57.81	8,123,604	8,149,765	0.32
MOROCCO	281,850	1,079,699	283.08	393,974	849,869	115.72
ALGERIA	15,720,849	14,950,004	-4.90	18,366,459	10,247,984	-44.20
SUDAN	2,372,955	2,341,800	-1.31	2,736,308	1,629,256	-40.46
NAMIBIA	55,380	55,380	0.00	62,395	35,721	-42.75
ETHIOPIA	504,000	463,200	-8.10	667,860	326,964	-51.04
TANZANIA, UNITED REPUBLIC OF	630,460	239,811	-61.96	621,762	170,645	-72.55
MADAGASCAR	0	81,698	-	0	54,807	-
KENYA	110,400	122,400	10.87	105,736	71,950	-31.95
MOZAMBIQUE	3,207,835	1,150,405	-64.14	3,412,944	830,391	-75.67
TOGO	907,229	926,939	2.17	922,692	616,313	-33.20
GHANA	3,883,195	5,798,545	49.32	3,915,324	4,277,917	9.26
LIBERIA	380,892	377,598	-0.86	393,892	283,681	-27.98
ANGOLA	3,205,781	4,378,326	36.58	3,436,163	2,999,236	-12.72
CONGO	887,070	1,086,293	22.46	941,971	742,049	-21.22
CAMEROON	1,259,080	940,298	-25.32	1,515,825	640,288	-57.76
NIGERIA	17,019,486	16,906,883	-0.66	18,545,919	11,573,970	-37.59
SIERRA LEONE	297,138	179,631	-39.55	289,992	122,095	-57.90
GABON	19,224	0	-100.00	18,818	0	-100.00
COTE D'IVOIRE	232,000	0	-100.00	282,174	0	-100.00
SENEGAL	0	66,000	-	0	54,984	-
BENIN	8,280,534	2,941,845	-64.47	8,660,232	1,947,799	-77.51
BURKINA FASO	0	41,400	-	0	33,396	-

TABEL 5. PERKEMBANGAN EKSPOR INDONESIA MENURUT KOMODITI DAN NEGARA TUJUAN

JENIS BARANG	BERAT BERSIH (KG)		PERUB	NILAI FOB (US \$)		PERUB
	JAN-SEP 2008	JAN-SEP 2009	%	JAN-SEP 2008	JAN-SEP 2009	%
	(2)	(3)	(4)	(5)	(6)	(7)
GUINEA BISSAU	47,918	15,509	-67.63	52,687	11,283	-78.58
GAMBIA	33,923	31,680	-6.61	33,716	22,493	-33.29
NIGER	282,533	0	-100.00	310,664	0	-100.00
CHAD	204,149	0	-100.00	191,072	0	-100.00
DJIBOUTI	1,195,160	470,511	-60.63	1,323,322	326,673	-75.31
SAO TOME AND PRINCIPE	200,197	182,000	-9.09	211,276	137,540	-34.90
SOUTH AFRICA	2,944,235	2,982,945	1.31	4,290,713	2,753,298	-35.83
MALAWI	181,200	162,000	-10.60	211,942	121,217	-42.81
MAURITIUS	17,530	16,900	-3.59	18,905	11,154	-41.00
VIRGIN ISLANDS (BRITISH)	41,400	0	-100.00	41,400	0	-100.00
AUSTRALIA	3,023,270	2,916,222	-3.54	3,566,047	2,085,333	-41.52
NEW ZEALAND	3,309,828	3,149,208	-4.85	3,961,282	2,179,495	-44.98
VANUATU	0	782	-	0	1,423	-
FIJI	63,200	105,400	66.77	73,923	75,897	2.67
KIRIBATI	10,296	10,296	0.00	18,533	13,385	-27.78
SAMOA	21,000	454	-97.84	22,708	518	-97.72
SOLOMON ISLANDS	110,769	77,440	-30.09	137,095	103,612	-24.42
EAST TIMOR	327,009	425,066	29.99	348,621	423,593	21.51
UNITED STATES	233,033	68,058	-70.79	460,812	135,471	-70.60
CANADA	40,975	446	-98.91	43,032	1,500	-96.51
NICARAGUA	0	44,000	-	0	27,319	-
CUBA	19,335	20,000	3.44	21,913	14,080	-35.75
SURINAME	0	86,328	-	0	81,580	-
ARGENTINA	32,575	1,000	-96.93	38,759	1,080	-97.21
BRAZIL	176,000	22,500	-87.22	290,276	24,795	-91.46
GUYANA	42,000	0	-100.00	50,400	0	-100.00
TRINIDAD AND TOBAGO	480,486	480,483	0.00	593,484	349,681	-41.08
JAMAICA	1,191,438	2,395,022	101.02	1,239,511	1,495,513	20.65
HAITI	0	58,500	-	0	45,045	-
BARBADOS	340,357	640,672	88.24	416,342	465,882	11.90
CAPE VERDE	0	33,038	-	0	23,770	-
MARTINIQUE	16,926	16,918	-0.05	18,590	10,225	-45.00
NETHERLANDS	562,753	15,276	-97.29	1,149,824	18,504	-98.39
GERMANY, FED. REP. OF	220,003	1	-100.00	249,659	1	-100.00
SWITZERLAND	30	0	-100.00	76	0	-100.00
DENMARK	3,539,160	17,547,966	395.82	4,514,758	8,851,571	96.06
SWEDEN	30,850	0	-100.00	43,103	0	-100.00
ITALY	749,999	549,941	-26.67	987,250	387,210	-60.78
SPAIN	0	200	-	0	170	-
PORTUGAL	5,713	0	-100.00	6,136	0	-100.00
GREECE	1,412,202	1,073,155	-24.01	1,835,308	932,517	-49.19
DEMOCRATIC REPUBLIC OF THE C	1,727,145	1,053,123	-39.03	1,860,186	726,152	-60.96
HUNGARY	0	314,499	-	0	248,971	-
ROMANIA	3,139,239	3,021,998	-3.73	4,000,065	2,716,626	-32.09
BULGARIA	3,732,839	4,595,498	23.11	4,556,402	3,616,106	-20.64
ALBANIA	66,000	44,000	-33.33	85,776	38,581	-55.02
KAZAKHSTAN	642,069	443,298	-30.96	830,613	430,393	-48.18
TAJIKISTAN	103,120	0	-100.00	110,891	0	-100.00
TURKMENISTAN	510,505	83,487	-83.65	604,276	90,110	-85.09
UKRAINE	8,149,123	9,283,422	13.92	11,290,672	9,663,133	-14.41
UZBEKISTAN	415,020	72,314	-82.58	488,660	54,375	-88.87
LITHUANIA	89,400	64,199	-28.19	108,244	78,487	-27.49
LATVIA	344,858	381,326	10.57	462,490	334,350	-27.71
ESTONIA	583,780	217,600	-62.73	1,097,410	349,031	-68.20
GEORGIA	66,599	102,498	53.90	68,238	86,299	26.47
CROATIA	20,000	63,040	215.20	25,200	53,624	112.79
SLOVENIA	224,000	793,301	254.15	266,619	578,664	117.04
RUSSIA FEDERATION	30,700,050	18,331,126	-40.29	38,541,820	17,638,570	-54.24
-SABUN MANDI DAN CUCI	400,864,811	398,998,633	-0.47	427,179,346	384,352,662	-10.03
JAPAN	8,459,576	7,808,591	-7.70	10,091,571	8,008,109	-20.65
HONG KONG	2,336,089	2,745,361	17.52	3,106,113	3,667,695	18.08
KOREA, DEMOCRATIC PEOPLE'S R	95,804	834,445	770.99	139,756	733,955	425.17
KOREA, REPUBLIC OF	4,420,635	2,969,325	-32.83	5,856,479	3,414,958	-41.69
TAIWAN	5,424,806	4,918,536	-9.33	7,537,692	5,349,546	-29.03
CHINA	16,126,881	17,638,016	9.37	15,626,194	14,291,950	-8.54
MONGOLIA	497,342	1,146,110	130.45	559,490	929,656	66.16
PAPUA NEW GUINEA	7,579,213	8,745,979	15.39	7,014,591	6,091,709	-13.16
THAILAND	7,078,311	4,704,963	-33.53	9,524,946	6,626,826	-30.43
SINGAPORE	13,416,139	11,221,407	-16.36	19,431,352	14,121,006	-27.33
PHILIPPINES	10,455,957	14,768,391	41.24	11,585,639	13,204,380	13.97
MALAYSIA	51,661,864	44,043,990	-14.75	49,186,993	43,003,323	-12.57
MYANMAR (FORM. BURMA)	2,793,846	7,139,030	155.53	3,242,630	5,571,008	71.81
CAMBODIA	63,561	68,085	7.12	95,182	81,651	-14.22

TABEL 5. PERKEMBANGAN EKSPOR INDONESIA MENURUT KOMODITI DAN NEGARA TUJUAN

JENIS BARANG	BERAT BERSIH (KG)		PERUB	NILAI FOB (US \$)		PERUB
	JAN-SEP 2008	JAN-SEP 2009	%	JAN-SEP 2008	JAN-SEP 2009	%
	(1)	(2)	(3)	(4)	(5)	(6)
BRUNEI DARUSSALAM	898,322	800,713	-10.87	1,088,559	977,800	-10.17
NEPAL	14,976	1,368	-90.87	15,900	1,545	-90.28
VIET NAM	3,517,618	5,066,256	44.03	4,953,642	6,103,051	23.20
MALDIVES	1,009,425	1,562,533	54.79	1,305,653	1,818,184	39.25
INDIA	10,326,485	10,150,499	-1.70	12,373,139	9,264,358	-25.13
PAKISTAN	6,621,792	4,283,111	-35.32	9,381,227	5,284,818	-43.67
BANGLADESH	234,981	338,751	44.16	392,072	558,580	42.47
SRI LANKA	260,810	189,266	-27.43	465,774	311,623	-33.10
AFGHANISTAN	583,800	297,039	-49.12	860,197	397,804	-53.75
IRAQ	6,664,708	4,523,556	-32.13	7,914,988	5,370,158	-32.15
IRAN (ISLAMIC REPUBLIC OF)	1,339,445	1,157,779	-13.56	1,437,451	1,656,495	15.24
SAUDI ARABIA	1,443,941	2,319,590	60.64	2,133,364	3,029,170	41.99
ISRAEL	110,089	75,723	-31.22	158,529	105,732	-33.30
KUWAIT	245,405	288,120	17.41	342,362	397,943	16.23
JORDAN	315,655	942,280	198.52	463,283	1,361,570	193.90
LEBANON	279,439	274,099	-1.91	453,686	450,368	-0.73
YEMEN	3,122,464	3,235,042	3.61	4,647,425	4,039,188	-13.09
OMAN	285,706	119,151	-58.30	228,899	176,121	-23.06
SYRIA ARAB REPUBLIC	35,517	192,368	441.62	40,571	178,705	340.47
TURKEY	37,760	93,864	148.58	54,452	181,628	233.56
UNITED ARAB EMIRATES	14,772,788	18,210,401	23.27	19,875,431	22,518,116	13.30
QATAR	200	51,596	25,698.00	2,613	66,804	2,456.60
BAHRAIN	0	11,520	-	0	13,900	-
CYPRUS	8,561	43,133	403.83	25,630	96,650	277.10
EGYPT	3,867,444	10,621,882	174.65	4,720,344	10,697,747	126.63
LIBYAN ARAB JAMAHIRIYA	2,660,155	3,686,101	38.57	2,473,200	3,713,737	50.16
MOROCCO	189	29,449	15,481.48	3,467	35,171	914.45
TUNISIA	39,999	20,000	-50.00	26,500	14,920	-43.70
ALGERIA	1,731,819	2,412,267	39.29	1,488,651	1,510,802	1.49
SUDAN	4,479,585	1,829,425	-59.16	4,484,787	1,113,610	-75.17
ERITREA	3,007,383	547,207	-81.80	2,926,813	365,720	-87.50
NAMIBIA	4,386,307	2,910,160	-33.65	5,199,699	3,589,679	-30.96
ETHIOPIA	6,809,549	2,189,659	-67.84	5,495,265	2,044,044	-62.80
TANZANIA, UNITED REPUBLIC OF	1,183,091	1,781,770	50.60	1,800,380	2,193,712	21.85
MADAGASCAR	5,615,106	4,200,604	-25.19	4,490,679	3,559,765	-20.73
SOMALIA	831,974	93,987	-88.70	411,419	81,856	-80.10
KENYA	611,373	488,676	-20.07	722,400	429,184	-40.59
REUNION	326	17	-94.79	736	34	-95.38
MOZAMBIQUE	7,364,416	8,558,117	16.21	6,749,136	6,023,826	-10.75
EQUATORIAL GUINEA	458,198	542,565	18.41	520,404	573,103	10.13
TOGO	10,749,118	9,216,226	-14.26	11,899,388	9,149,880	-23.11
GHANA	24,800,531	19,143,186	-22.81	22,984,660	14,040,891	-38.91
LIBERIA	1,657,337	1,838,751	10.95	1,707,652	1,511,044	-11.51
GUINEA	3,924,378	2,402,002	-38.79	2,984,633	1,681,861	-43.65
ANGOLA	21,581,236	21,680,635	0.46	20,593,026	19,380,701	-5.89
CONGO	3,024,944	2,840,375	-6.10	2,675,726	2,280,691	-14.76
CAMEROON	4,024,259	6,503,810	61.62	3,889,028	5,913,919	52.07
NIGERIA	6,299,221	6,814,608	8.18	5,825,748	6,975,721	19.74
SIERRA LEONE	3,215,249	2,202,375	-31.50	3,492,533	2,211,884	-36.67
GABON	728,432	1,245,573	70.99	722,335	1,214,426	68.13
COTE D'IVOIRE	952,143	1,185,581	24.52	1,059,690	1,058,224	-0.14
SENEGAL	984,523	1,854,169	88.33	974,114	1,797,322	84.51
MAURITANIA	3,235,702	4,061,056	25.51	3,479,565	3,976,715	14.29
MALI	966,075	1,980,864	105.04	854,065	1,833,440	114.67
BENIN	18,123,260	19,583,478	8.06	22,100,322	21,511,980	-2.66
BURKINA FASO	1,113,323	987,417	-11.31	1,159,180	1,051,751	-9.27
GUINEA BISSAU	342,475	65,640	-80.83	259,920	53,791	-79.30
GAMBIA	188,671	430,344	128.09	210,325	340,833	62.05
SEYCHELLES	171,190	122,204	-28.61	211,661	154,052	-27.22
UGANDA	35,901	3,411	-90.50	49,209	2,841	-94.23
CENTRAL AFRICAN REPUBLIC	23,976	100,781	320.34	32,607	110,440	238.70
NIGER	78,420	170,899	117.93	95,312	199,098	108.89
CHAD	133,138	205,942	54.68	145,940	162,118	11.09
DJIBOUTI	15,347,619	13,918,491	-9.31	12,513,804	10,863,968	-13.18
SAO TOME AND PRINCIPE	88,856	52,526	-40.89	85,197	58,890	-30.88
SOUTH AFRICA	3,126,695	6,073,529	94.25	3,228,158	5,856,370	81.42
ZIMBABWE	14,968	18,104	20.95	18,848	37,527	99.10
ZAMBIA	0	20,519	-	0	26,258	-
MALAWI	10,816,500	8,477,500	-21.62	6,614,143	4,350,642	-34.22
COMOROS	241,758	106,950	-55.76	239,581	110,823	-53.74
BURUNDI	0	36,864	-	0	53,115	-
MAURITIUS	1,209,799	1,810,118	49.62	1,300,863	1,602,237	23.17
RWANDA	198,144	198,144	0.00	314,760	283,800	-9.84
AUSTRALIA	3,229,077	4,459,075	38.09	4,642,990	5,436,691	17.09

TABEL 5. PERKEMBANGAN EKSPOR INDONESIA MENURUT KOMODITI DAN NEGARA TUJUAN

JENIS BARANG	BERAT BERSIH (KG)		PERUB	NILAI FOB (US \$)		PERUB
	JAN-SEP 2008	JAN-SEP 2009	%	JAN-SEP 2008	JAN-SEP 2009	%
	(1)	(2)	(3)	(4)	(5)	(6)
NEW ZEALAND	107,213	293,900	174.13	267,778	352,196	31.53
MICRONESIA, FEDERATED STATES	168,541	167,035	-0.89	176,381	173,607	-1.57
GUAM	1,559	1,288	-17.38	3,747	9,717	159.33
PALAU	114	956	738.60	544	16,868	3,000.74
NEW CALEDONIA	14,103	41,908	197.16	20,176	58,653	190.71
NORTHERN MARIANA ISLANDS	1	4,079	407,800.00	2	11,689	584,350.00
SAINT VINCENT AND THE GRENAD	0	8,754	-	0	9,941	-
VANUATU	218,528	199,766	-8.59	178,080	179,665	0.89
WALLIS AND FUTUNA ISLANDS	4,187	2,996	-28.45	11,620	8,933	-23.12
AMERICAN SAMOA	13,145	11,383	-13.40	27,153	17,169	-36.77
COOK ISLANDS	46,656	67,465	44.60	41,933	68,541	63.45
FIJI	3,947,954	4,185,394	6.01	3,889,213	3,089,369	-20.57
KIRIBATI	194,046	432,161	122.71	210,688	491,865	133.46
MARSHALL ISLANDS	32,640	11,200	-65.69	29,835	11,725	-60.70
SAMOA	713,929	584,008	-18.20	812,658	622,663	-23.38
SOLOMON ISLANDS	425,595	464,594	9.16	486,204	526,918	8.37
TONGA	113,605	97,570	-14.11	164,900	145,372	-11.84
TUVALU	30,729	26,412	-14.05	34,815	23,566	-32.31
EAST TIMOR	2,300,572	2,116,963	-7.98	1,289,668	2,133,196	65.41
UNITED STATES	1,735,200	1,871,533	7.86	2,292,394	2,182,240	-4.81
CANADA	48,157	103,086	114.06	91,134	176,750	93.95
MEXICO	59,997	73,566	22.62	136,777	137,765	0.72
GUATEMALA	156,749	157,380	0.40	155,296	193,932	24.88
HONDURAS	0	16,632	-	0	19,470	-
NICARAGUA	0	14,688	-	0	16,215	-
PANAMA	1,721,747	1,062,189	-38.31	2,169,344	1,222,977	-43.62
CUBA	0	54,063	-	0	52,574	-
SURINAME	270,884	509,640	88.14	617,374	840,612	36.16
CHILE	1,241,056	1,098,902	-11.45	1,230,463	1,356,255	10.22
BRAZIL	17,000	0	-100.00	25,285	0	-100.00
COLOMBIA	1,083,328	2,991,202	176.11	1,075,050	1,931,301	79.65
BOLIVIA	882,548	467,479	-47.03	901,162	575,573	-36.13
URUGUAY	42,000	42,000	0.00	100,998	94,053	-6.88
PERU	73,212	155,699	112.67	94,460	197,876	109.48
GUYANA	24,768	0	-100.00	32,035	0	-100.00
TRINIDAD AND TOBAGO	172,711	134,271	-22.26	161,617	139,149	-13.90
JAMAICA	539,345	687,243	27.42	502,215	403,455	-19.66
BELIZE	3,525	28,558	710.16	17,215	33,202	92.87
DOMINICAN REPUBLIC	134,690	98,357	-26.98	182,997	116,339	-36.43
EL SALVADOR	24,570	114,371	365.49	32,223	133,246	313.51
COSTA RICA	43,930	82,015	86.69	62,103	106,453	71.41
HAITI	3,594,605	5,445,071	51.48	4,484,952	5,509,650	22.85
BARBADOS	55,937	67,307	20.33	62,953	85,304	35.50
BERMUDA	13	216	1,561.54	62	740	1,093.55
CAPE VERDE	92,146	39,997	-56.59	86,433	21,963	-74.59
DOMINICA	25,920	18,930	-26.97	36,000	20,713	-42.46
FRENCH POLYNESIA	39,071	93,333	138.88	30,989	58,814	89.79
MARTINIQUE	0	20,648	-	0	13,452	-
NETHERLANDS ANTILLES	166,219	38,848	-76.63	199,446	45,304	-77.29
SAINT LUCIA	0	137	-	0	1,131	-
GUADELOUPE	0	20,880	-	0	8,352	-
SAINT KITTS AND NEVIS	0	285	-	0	637	-
UNITED KINGDOM	470,503	174,653	-62.88	662,460	363,013	-45.20
NETHERLANDS	468,777	718,771	53.33	750,042	909,858	21.31
FRANCE	155,932	478,651	206.96	153,016	368,843	141.05
GERMANY, FED. REP. OF	114,805	22,798	-80.14	115,233	38,115	-66.92
AUSTRIA	144,003	240,002	66.66	202,638	299,255	47.68
BELGIUM	360,780	456,347	26.49	380,644	325,140	-14.58
SWITZERLAND	900	639	-29.00	6,457	3,206	-50.35
DENMARK	17,973	516	-97.13	34,655	3,732	-89.23
NORWAY	111	0	-100.00	2,899	0	-100.00
SWEDEN	190,220	11,408	-94.00	244,478	12,924	-94.71
ITALY	448,989	401,017	-10.68	468,692	292,937	-37.50
SPAIN	326,881	603,626	84.66	663,339	769,773	16.05
PORTUGAL	32,780	164,115	400.66	31,161	168,759	441.57
MONTSERAT	0	454	-	0	649	-
GREECE	92,522	54,849	-40.72	165,663	125,225	-24.41
DEMOCRATIC REPUBLIC OF THE C	8,226,483	6,684,119	-18.75	8,254,854	4,764,198	-42.29
HUNGARY	0	45	-	0	242	-
POLAND	716,011	614,000	-14.25	722,030	510,889	-29.24
ROMANIA	73,562	48,349	-34.27	82,543	46,633	-43.50
BULGARIA	134,371	143,790	7.01	183,490	173,218	-5.60
YUGOSLAVIA	12,957	36	-99.72	23,154	137	-99.41
ALBANIA	13,701	0	-100.00	18,528	0	-100.00

TABEL 5. PERKEMBANGAN EKSPOR INDONESIA MENURUT KOMODITI DAN NEGARA TUJUAN

JENIS BARANG	BERAT BERSIH (KG)		PERUB	NILAI FOB (US \$)		PERUB
	JAN-SEP 2008	JAN-SEP 2009	%	JAN-SEP 2008	JAN-SEP 2009	%
	(1)	(2)	(3)	(4)	(5)	(6)
TURKMENISTAN	507	0	-100.00	1,785	0	-100.00
UKRAINE	1,440,000	20,000	-98.61	1,457,920	13,180	-99.10
UZBEKISTAN	103,998	527,497	407.22	74,600	254,500	241.15
LITHUANIA	30	0	-100.00	189	0	-100.00
LATVIA	20,589	0	-100.00	24,409	0	-100.00
GEORGIA	0	103,736	-	0	72,558	-
CROATIA	84	36,721	43,615.48	169	36,094	21,257.40
MALTA	47,776	15,505	-67.55	79,874	20,902	-73.83
SLOVENIA	105	203,749	193,946.67	461	97,425	21,033.41
CZECH REPUBLIC	0	22	-	0	306	-
RUSSIA FEDERATION	453,273	343,840	-24.14	455,253	336,864	-26.01
-BAHAN CELUP ORGANIK SINTETII	24,366,509	15,006,399	-38.41	113,871,024	69,536,863	-38.93
JAPAN	3,675,549	1,276,726	-65.26	17,633,838	4,717,348	-73.25
HONG KONG	1,691,643	777,112	-54.06	8,643,622	3,869,757	-55.23
KOREA, REPUBLIC OF	832,469	469,262	-43.63	3,824,578	2,134,362	-44.19
TAIWAN	928,333	721,401	-22.29	5,018,917	4,025,995	-19.78
CHINA	3,919,644	3,247,961	-17.14	12,178,488	8,490,083	-30.29
THAILAND	336,951	378,847	12.43	1,185,745	1,205,046	1.63
SINGAPORE	3,863,247	1,765,616	-54.30	22,684,789	12,649,263	-44.24
PHILIPPINES	67,789	88,527	30.59	144,770	201,585	39.25
MALAYSIA	171,902	184,974	7.60	673,477	660,228	-1.97
NEPAL	0	17,998	-	0	17,144	-
VIET NAM	218,279	58,299	-73.29	863,305	475,982	-44.87
INDIA	91,204	71,325	-21.80	476,436	345,251	-27.53
PAKISTAN	269,275	384,397	42.75	1,035,302	1,167,090	12.73
BANGLADESH	475,927	751,061	57.81	1,430,587	1,952,022	36.45
SRI LANKA	33,141	91,510	176.12	172,183	504,702	193.12
IRAN (ISLAMIC REPUBLIC OF)	17,546	8,472	-51.72	32,269	39,574	22.64
SAUDI ARABIA	4,498	0	-100.00	4,506	0	-100.00
ISRAEL	1,000	1,000	0.00	2,280	5,110	124.12
JORDAN	38,688	16,798	-56.58	154,405	56,015	-63.72
TURKEY	672,291	995,993	48.15	3,749,758	5,096,422	35.91
UNITED ARAB EMIRATES	1,000	0	-100.00	4,536	0	-100.00
EGYPT	9,913	19,859	100.33	53,406	63,115	18.18
MOROCCO	0	1,000	-	0	1,900	-
TANZANIA, UNITED REPUBLIC OF	37,187	51,348	38.08	100,001	142,851	42.85
MADAGASCAR	300	0	-100.00	1,878	0	-100.00
NIGERIA	446,115	274,603	-38.45	522,760	304,175	-41.81
COTE D'IVOIRE	0	3,000	-	0	10,500	-
SEYCHELLES	1,070	0	-100.00	800	0	-100.00
SOUTH AFRICA	27,399	13,477	-50.81	114,173	59,531	-47.86
AUSTRALIA	44,857	22,430	-50.00	163,672	103,081	-37.02
NEW ZEALAND	4,683	1,123	-76.02	16,717	16,595	-0.73
FIJI	3,879	1,100	-71.64	46,929	11,166	-76.21
UNITED STATES	2,130,776	313,621	-85.28	7,821,795	2,909,668	-62.80
CANADA	4,719	23,769	403.69	31,443	57,189	81.88
MEXICO	295,691	230,405	-22.08	1,738,128	1,555,728	-10.49
HONDURAS	1,250	1,800	44.00	8,975	8,251	-8.07
NICARAGUA	0	5,300	-	0	38,421	-
PANAMA	0	2,700	-	0	54,540	-
CHILE	5,574	1,900	-65.91	27,239	14,144	-48.07
ARGENTINA	56,473	31,490	-44.24	217,642	236,221	8.54
BRAZIL	410,002	232,687	-43.25	2,360,853	1,522,934	-35.49
COLOMBIA	1,800	3,373	87.39	10,920	18,335	67.90
PERU	0	1,000	-	0	5,150	-
EL SALVADOR	0	1,200	-	0	11,437	-
UNITED KINGDOM	129,248	40,620	-68.57	709,509	300,297	-57.68
NETHERLANDS	43,521	99,150	127.82	289,380	129,069	-55.40
GERMANY, FED. REP. OF	1,788,860	1,566,371	-12.44	12,717,397	11,570,947	-9.01
BELGIUM	186,181	140,008	-24.80	1,428,849	708,797	-50.39
SWITZERLAND	106,592	33,296	-68.76	731,928	258,364	-64.70
NORWAY	184,200	103,800	-43.65	331,269	98,496	-70.27
SWEDEN	118,800	59,400	-50.00	234,927	79,992	-65.95
ITALY	232,261	73,091	-68.53	788,725	255,140	-67.65
SPAIN	709,649	343,000	-51.67	3,082,167	1,355,114	-56.03
POLAND	75,133	2,899	-96.14	405,751	12,480	-96.92
CZECH REPUBLIC	0	300	-	0	10,256	-
-PREPARAT PEMBASMI KUMAN, DI	42,347,986	44,218,502	4.42	103,327,698	124,388,957	20.38
JAPAN	3,259,708	3,473,804	6.57	4,203,221	4,202,891	-0.01
HONG KONG	18,627	33,523	79.97	81,785	156,716	91.62
KOREA, REPUBLIC OF	1,002,976	739,083	-26.31	3,304,738	2,193,924	-33.61
TAIWAN	700,190	481,627	-31.21	1,776,078	2,141,838	20.59

TABEL 5. PERKEMBANGAN EKSPOR INDONESIA MENURUT KOMODITI DAN NEGARA TUJUAN

JENIS BARANG	BERAT BERSIH (KG)		PERUB	NILAI FOB (US \$)		PERUB
	JAN-SEP 2008	JAN-SEP 2009	%	JAN-SEP 2008	JAN-SEP 2009	%
	(1)	(2)	(3)	(4)	(5)	(6)
CHINA	1,087,065	1,679,094	54.46	14,897,133	25,738,011	72.77
PAPUA NEW GUINEA	131,119	56,220	-57.12	97,215	42,355	-56.43
THAILAND	7,883,946	5,968,413	-24.30	17,395,931	19,718,304	13.35
SINGAPORE	3,761,149	3,128,391	-16.82	16,666,572	8,006,615	-51.96
PHILIPPINES	7,144,642	8,743,780	22.38	13,429,883	21,044,365	56.70
MALAYSIA	3,000,500	3,541,262	18.02	7,057,802	12,934,406	83.26
MYANMAR (FORM. BURMA)	297,539	61,440	-79.35	204,022	43,315	-78.77
BRUNEI DARUSSALAM	3,348	3,417	2.06	9,453	11,240	18.90
NEPAL	89,117	0	-100.00	162,096	0	-100.00
VIET NAM	946,769	926,549	-2.14	7,643,824	7,997,030	4.62
MALDIVES	65,146	55,393	-14.97	121,196	117,670	-2.91
INDIA	31,283	39,865	27.43	27,860	32,393	16.27
PAKISTAN	2,274,331	3,024,643	32.99	2,289,274	2,897,918	26.59
BANGLADESH	695,581	866,066	24.51	1,344,133	1,675,191	24.63
SRI LANKA	247,388	766,822	209.97	432,590	1,366,771	215.95
IRAN (ISLAMIC REPUBLIC OF)	599	0	-100.00	7,386	0	-100.00
SAUDI ARABIA	4,314	9,787	126.87	52,469	119,679	128.09
JORDAN	1,336	26,698	1,898.35	224	42,192	18,735.71
LEBANON	249,887	193,867	-22.42	283,625	213,990	-24.55
YEMEN	0	9,681	-	0	21,283	-
OMAN	451	507	12.42	2,585	2,654	2.67
TURKEY	0	1	-	0	5	-
UNITED ARAB EMIRATES	47,583	1,962	-95.88	56,636	19,131	-66.22
CYPRUS	5,445	0	-100.00	10,515	0	-100.00
LIBYAN ARAB JAMAHIRIYA	90,778	48,830	-46.21	127,359	67,315	-47.15
ALGERIA	7,680	0	-100.00	7,772	0	-100.00
SUDAN	0	17,279	-	0	88,857	-
TANZANIA, UNITED REPUBLIC OF	426,764	207,998	-51.26	368,950	187,665	-49.14
MADAGASCAR	20,160	214,452	963.75	14,112	166,196	1,077.69
KENYA	73,541	57,457	-21.87	69,117	56,900	-17.68
MOZAMBIQUE	80,639	0	-100.00	59,934	0	-100.00
EQUATORIAL GUINEA	9,295	5,256	-43.45	13,584	7,080	-47.88
TOGO	117,960	29,985	-74.58	100,419	26,787	-73.32
GHANA	110,016	66,528	-39.53	89,222	51,264	-42.54
GUINEA	19,696	15,748	-20.04	16,917	16,006	-5.39
NIGERIA	0	23,404	-	0	20,152	-
COTE D'IVOIRE	172,180	87,840	-48.98	169,213	76,622	-54.72
SENEGAL	0	9,696	-	0	18,422	-
BENIN	17,512	33,484	91.21	54,774	69,156	26.26
GAMBIA	8,943	6,110	-31.68	18,475	15,820	-14.37
SOUTH AFRICA	454,446	585,427	28.82	648,807	772,827	19.12
ZIMBABWE	17,993	0	-100.00	21,498	0	-100.00
ZAMBIA	20,319	0	-100.00	16,502	0	-100.00
MALAWI	141,120	0	-100.00	102,240	0	-100.00
COMOROS	320	0	-100.00	1,167	0	-100.00
MAURITIUS	246,159	172,725	-29.83	292,803	249,512	-14.79
VIRGIN ISLANDS (BRITISH)	387	407	5.17	3,914	3,795	-3.04
AUSTRALIA	243,866	235,331	-3.50	379,758	268,609	-29.27
NEW ZEALAND	741	572	-22.81	1,257	44,465	3,437.39
MICRONESIA, FEDERATED STATES	237	1,225	416.88	560	2,475	341.96
GUAM	2,250	2,250	0.00	3,669	3,944	7.50
NEW CALEDONIA	26,415	35,515	34.45	43,147	53,595	24.21
SAINT VINCENT AND THE GRENAD	9,041	9,041	0.00	9,380	9,026	-3.77
VANUATU	10,407	10,118	-2.78	9,912	9,657	-2.57
WALLIS AND FUTUNA ISLANDS	3,145	5,325	69.32	8,710	16,401	88.30
AMERICAN SAMOA	29,100	29,100	0.00	43,242	41,613	-3.77
COOK ISLANDS	8,812	18,878	114.23	8,607	15,889	84.61
FIJI	72,059	56,882	-21.06	67,023	47,805	-28.67
KIRIBATI	2,475	0	-100.00	2,316	0	-100.00
SAMOA	125,786	125,265	-0.41	116,717	116,024	-0.59
SOLOMON ISLANDS	1,012	2,251	122.43	849	7,220	750.41
TONGA	19,623	17,810	-9.24	14,742	18,795	27.49
TUVALU	0	130	-	0	226	-
EAST TIMOR	16,795	113,617	576.49	32,336	190,444	488.95
UNITED STATES	103	413	300.97	4,045	24,203	498.34
MEXICO	3,673,870	4,497,107	22.41	4,920,617	5,660,422	15.03
GUATEMALA	334,516	136,848	-59.09	334,209	162,407	-51.41
HONDURAS	664,418	318,904	-52.00	768,031	353,432	-53.98
NICARAGUA	266,295	244,487	-8.19	255,254	299,077	17.17
SURINAME	2,879	1,173	-59.26	35,438	14,641	-58.69
VENEZUELA	217,536	65,892	-69.71	248,568	88,943	-64.22
ARGENTINA	7,485	14,667	95.95	244,664	134,481	-45.03
BRAZIL	24,383	80,176	228.82	17,166	214,364	1,148.77
COLOMBIA	20,525	0	-100.00	21,236	0	-100.00

TABEL 5. PERKEMBANGAN EKSPOR INDONESIA MENURUT KOMODITI DAN NEGARA TUJUAN

JENIS BARANG	BERAT BERSIH (KG)		PERUB	NILAI FOB (US \$)		PERUB
	JAN-SEP 2008	JAN-SEP 2009	%	JAN-SEP 2008	JAN-SEP 2009	%
	(1)	(2)	(3)	(4)	(5)	(6)
PERU	4,808	6,665	38.62	65,224	57,012	-12.59
GUYANA	9,041	9,041	0.00	10,749	9,341	-13.10
TRINIDAD AND TOBAGO	27,123	72,132	165.94	29,140	85,366	192.95
BAHAMAS	9,041	0	-100.00	10,290	0	-100.00
JAMAICA	207,054	253,265	22.32	273,606	334,500	22.26
BELIZE	838	320	-61.81	4,031	5,389	33.69
DOMINICAN REPUBLIC	0	57,602	-	0	69,490	-
EL SALVADOR	190,926	237,306	24.29	192,123	304,038	58.25
COSTA RICA	70,500	7,202	-89.78	95,411	9,785	-89.74
HAITI	265,781	969,643	264.83	174,097	787,499	352.33
BARBADOS	9,041	9,041	0.00	10,330	9,677	-6.32
ANTIGUA AND BARBUDA	9,041	0	-100.00	9,340	0	-100.00
DOMINICA	0	106,755	-	0	142,979	-
FRENCH GUIANA	8,377	8,392	0.18	11,469	11,724	2.22
FRENCH POLYNESIA	87,682	157,094	79.16	70,667	133,129	88.39
GRENADA	9,041	9,041	0.00	10,390	8,676	-16.50
MARTINIQUE	0	7,121	-	0	11,419	-
NETHERLANDS ANTILLES	825	1,543	87.03	6,174	14,694	138.00
SAINT LUCIA	9,041	9,041	0.00	11,615	8,777	-24.43
GUADELOUPE	6,840	6,911	1.04	10,971	10,347	-5.69
UNITED KINGDOM	7,407	33,505	352.34	30,941	130,358	321.31
NETHERLANDS	155,208	199,369	28.45	156,663	224,476	43.29
FRANCE	23,631	9,604	-59.36	71,995	12,294	-82.92
GERMANY, FED. REP. OF	29,496	0	-100.00	21,135	0	-100.00
BELGIUM	26,379	130,020	392.89	99,426	363,790	265.89
SWITZERLAND	41	2	-95.12	444	4	-99.10
SWEDEN	9,351	0	-100.00	14,579	0	-100.00
FINLAND	117,522	69,053	-41.24	153,789	91,080	-40.78
ITALY	142,578	275,397	93.16	219,799	649,833	195.65
GREECE	141,652	118,123	-16.61	216,822	208,142	-4.00
GEORGIA	0	2,000	-	0	2,580	-
RUSSIA FEDERATION	0	15,816	-	0	260,137	-
-DAMAR TIRUAN, BAHAN PLASTIK	927,773,516	894,305,831	-3.61	1,660,835,529	1,268,801,394	-23.60
JAPAN	155,069,606	136,088,012	-12.24	296,741,032	237,510,851	-19.96
HONG KONG	25,857,188	18,376,768	-28.93	33,873,671	25,005,415	-26.18
KOREA, REPUBLIC OF	9,477,079	9,882,667	4.28	17,380,775	21,676,784	24.72
TAIWAN	14,002,548	12,125,557	-13.40	31,871,730	22,565,366	-29.20
CHINA	88,493,030	150,817,554	70.43	94,474,195	116,608,162	23.43
MONGOLIA	7,455	2,773	-62.80	23,236	7,991	-65.61
MACAU	2,124	47,558	2,139.08	5,605	59,873	968.21
PAPUA NEW GUINEA	567,672	480,156	-15.42	1,388,982	1,202,815	-13.40
THAILAND	20,796,282	18,634,538	-10.39	57,626,597	45,778,222	-20.56
SINGAPORE	61,095,143	52,060,134	-14.79	126,959,931	96,340,096	-24.12
PHILIPPINES	26,583,384	32,098,382	20.75	51,759,890	42,919,277	-17.08
MALAYSIA	80,673,035	71,900,345	-10.87	141,973,671	96,114,545	-32.30
MYANMAR (FORM. BURMA)	5,096,861	6,042,142	18.55	7,151,800	4,925,621	-31.13
CAMBODIA	219,059	193,641	-11.60	404,531	418,444	3.44
BRUNEI DARUSSALAM	285,427	240,437	-15.76	443,099	366,260	-17.34
LAO PEOPLE'S DEMOCRATIC REPL	0	34,983	-	0	41,577	-
NEPAL	85,502	16,157	-81.10	187,929	52,318	-72.16
BHUTAN	0	57	-	0	228	-
VIET NAM	40,114,703	52,431,058	30.70	58,825,060	60,967,233	3.64
MALDIVES	200,697	99,334	-50.51	468,218	219,486	-53.12
INDIA	16,153,461	25,350,023	56.93	24,419,592	29,275,637	19.89
PAKISTAN	4,198,422	2,617,965	-37.64	7,414,497	5,442,440	-26.60
BANGLADESH	25,235,773	18,683,321	-25.96	30,807,904	17,451,030	-43.36
SRI LANKA	6,292,255	7,020,446	11.57	10,744,902	9,092,086	-15.38
AFGHANISTAN	18,376	215,239	1,071.30	32,145	306,225	852.64
IRAN (ISLAMIC REPUBLIC OF)	118,982	177,959	49.57	432,125	801,307	85.43
SAUDI ARABIA	4,312,553	3,690,934	-14.41	12,624,034	11,455,790	-9.25
ISRAEL	328,058	428,901	30.74	689,722	602,999	-12.57
KUWAIT	454,295	839,353	84.76	1,207,931	1,593,435	31.91
JORDAN	274,554	166,923	-39.20	528,361	306,239	-42.04
LEBANON	533,181	513,070	-3.77	1,363,244	841,048	-38.31
YEMEN	2,147,335	567,469	-73.57	3,280,459	983,254	-70.03
OMAN	245,372	187,399	-23.63	507,608	292,479	-42.38
SYRIA ARAB REPUBLIC	1,119,489	726,149	-35.14	2,245,652	1,661,500	-26.01
TURKEY	50,036,387	24,412,024	-51.21	67,020,544	23,170,743	-65.43
UNITED ARAB EMIRATES	5,636,704	6,120,297	8.58	13,672,341	12,458,084	-8.88
QATAR	58,225	92,338	58.59	218,227	326,616	49.67
BAHRAIN	3,127,560	67,037	-97.86	3,284,019	152,248	-95.36
CYPRUS	34,039	6,853	-79.87	124,986	26,631	-78.69
EGYPT	10,015,156	7,871,625	-21.40	12,497,311	7,754,999	-37.95

TABEL 5. PERKEMBANGAN EKSPOR INDONESIA MENURUT KOMODITI DAN NEGARA TUJUAN

JENIS BARANG	BERAT BERSIH (KG)		PERUB	NILAI FOB (US \$)		PERUB
	JAN-SEP 2008	JAN-SEP 2009	%	JAN-SEP 2008	JAN-SEP 2009	%
	(1)	(2)	(3)	(4)	(5)	(6)
LIBYAN ARAB JAMAHIRIYA	53,250	108,546	103.84	211,316	415,689	96.71
MOROCCO	160,223	581,354	262.84	584,327	1,736,269	197.14
TUNISIA	107,791	85,655	-20.54	289,122	216,367	-25.16
ALGERIA	1,980,067	261,553	-86.79	2,830,294	319,742	-88.70
SUDAN	322,513	106,548	-66.96	2,127,356	169,475	-92.03
NAMIBIA	29	33,131	114,144.83	62	114,374	184,374.19
ETHIOPIA	54,299	8,441	-84.45	37,639	31,075	-17.44
TANZANIA, UNITED REPUBLIC OF	219,683	920,629	319.07	571,586	1,902,641	232.87
MADAGASCAR	379,276	137,627	-63.71	749,567	259,431	-65.39
SOMALIA	71,831	57,216	-20.35	232,242	160,310	-30.97
KENYA	2,083,889	2,327,321	11.68	3,210,361	1,894,923	-40.97
REUNION	151,204	168,292	11.30	290,384	269,016	-7.36
MOZAMBIQUE	5,918	33,375	463.96	6,285	92,868	1,377.61
BOTSWANA	401	0	-100.00	1,354	0	-100.00
TOGO	455,093	654,024	43.71	918,315	884,998	-3.63
GHANA	952,062	1,196,879	25.71	1,652,583	1,395,743	-15.54
LIBERIA	92,429	5	-99.99	80,347	39	-99.95
GUINEA	658,984	338,634	-48.61	957,473	295,776	-69.11
ANGOLA	75,876	17,843	-76.48	145,986	42,881	-70.63
CONGO	15,418	61,022	295.78	40,656	122,824	202.11
CAMEROON	373,938	295,512	-20.97	942,288	627,092	-33.45
NIGERIA	4,288,905	6,482,288	51.14	13,440,708	10,438,022	-22.34
SIERRA LEONE	1,246	0	-100.00	4,744	0	-100.00
GABON	85,658	218,910	155.56	185,840	345,590	85.96
COTE D'IVOIRE	471,559	391,322	-17.02	1,425,007	1,892,504	32.81
SENEGAL	93,360	82,549	-11.58	266,888	269,603	1.02
MAURITANIA	38,694	87,263	125.52	68,013	118,308	73.95
MALI	129,080	275,667	113.56	260,017	460,441	77.08
BENIN	96,487	131,373	36.16	132,546	252,493	90.49
BURKINA FASO	55,588	68,506	23.24	103,190	67,915	-34.18
GAMBIA	31	507	1,535.48	117	1,366	1,067.52
SEYCHELLES	4,993	19,607	292.69	13,695	27,643	101.85
UGANDA	2,064	4,331	109.84	5,935	15,362	158.84
NIGER	0	3,749	-	0	15,297	-
DJIBOUTI	59,125	17,247	-70.83	149,755	126,145	-15.77
SAINT HELENA	210,000	0	-100.00	343,675	0	-100.00
SAO TOME AND PRINCIPE	0	3,300	-	0	3,296	-
SWAZILAND	2,058	0	-100.00	4,896	0	-100.00
SOUTH AFRICA	2,382,887	10,417,385	337.17	4,705,745	12,419,994	163.93
ZIMBABWE	100	9,797	9,697.00	400	29,407	7,251.75
ZAMBIA	27,557	27	-99.90	47,079	129	-99.73
COMOROS	4,085	0	-100.00	15,488	0	-100.00
MAURITIUS	4,303,191	4,427,390	2.89	6,347,217	4,766,733	-24.90
VIRGIN ISLANDS (BRITISH)	92,478	660	-99.29	119,214	2,464	-97.93
AUSTRALIA	40,271,279	25,238,601	-37.33	70,977,452	37,858,565	-46.66
NEW ZEALAND	2,463,541	3,794,297	54.02	5,249,715	4,969,911	-5.33
MICRONESIA, FEDERATED STATES	13,585	10	-99.93	15,244	30	-99.80
GUAM	830	11,928	1,337.11	9,291	35,233	279.22
PALAU	470	871	85.32	1,053	4,101	289.46
NEW CALEDONIA	99,053	54,187	-45.29	687,657	220,702	-67.91
NORTHERN MARIANA ISLANDS	0	1	-	0	1	-
SAINT VINCENT AND THE GRENAD	0	61	-	0	65	-
VANUATU	8,440	15,075	78.61	15,362	26,014	69.34
WALLIS AND FUTUNA ISLANDS	32	96	200.00	50	238	376.00
COOK ISLANDS	8,353	372	-95.55	19,651	4,929	-74.92
FIJI	476,070	342,814	-27.99	1,332,174	855,461	-35.78
KIRIBATI	24	0	-100.00	271	0	-100.00
SAMOA	28,830	15,242	-47.13	165,606	65,216	-60.62
SOLOMON ISLANDS	48,248	68,400	41.77	72,931	63,043	-13.56
TONGA	17,725	6,392	-63.94	15,947	10,684	-33.00
EAST TIMOR	1,790,840	4,019,870	124.47	1,570,485	3,906,851	148.77
UNITED STATES	141,025,159	113,500,795	-19.52	263,583,597	161,642,562	-38.68
CANADA	1,700,426	1,446,444	-14.94	6,191,924	4,142,948	-33.09
MEXICO	721,146	1,061,742	47.23	2,976,637	3,969,245	33.35
GUATEMALA	1,307,764	1,366,633	4.50	2,084,802	1,666,511	-20.06
HONDURAS	34,857	82,810	137.57	100,926	154,528	53.11
NICARAGUA	668	122	-81.74	1,153	250	-78.32
PANAMA	453,349	15,620	-96.55	4,886,912	42,828	-99.12
SURINAME	31,522	29,582	-6.15	63,399	134,752	112.55
CHILE	306,347	1,073,874	250.54	885,518	1,046,797	18.21
VENEZUELA	42,226	69,044	63.51	191,135	366,647	91.83
ARGENTINA	522,972	252,574	-51.70	854,792	545,721	-36.16
BRAZIL	500,103	2,286,785	357.26	3,421,625	6,884,349	101.20
COLOMBIA	113,063	44,841	-60.34	1,309,443	605,500	-53.76

TABEL 5. PERKEMBANGAN EKSPOR INDONESIA MENURUT KOMODITI DAN NEGARA TUJUAN

JENIS BARANG	BERAT BERSIH (KG)		PERUB	NILAI FOB (US \$)		PERUB
	JAN-SEP 2008	JAN-SEP 2009	%	JAN-SEP 2008	JAN-SEP 2009	%
	(1)	(2)	(3)	(4)	(5)	(6)
BOLIVIA	36,912	472	-98.72	110,103	22,146	-79.89
URUGUAY	916,399	797,631	-12.96	1,475,077	1,004,156	-31.93
PARAGUAY	634,500	3,554,232	460.16	1,090,768	3,740,432	242.92
ECUADOR	52,550	0	-100.00	120,032	0	-100.00
PERU	603,621	78,919	-86.93	1,563,306	492,001	-68.53
GUYANA	64,091	19,238	-69.98	115,057	23,444	-79.62
TRINIDAD AND TOBAGO	10,360	25,405	145.22	71,041	110,993	56.24
BAHAMAS	6,363	1,551	-75.62	10,282	4,862	-52.71
JAMAICA	18,068	9,606	-46.83	34,903	37,231	6.67
PUERTO RICO	167,683	62,910	-62.48	374,503	112,779	-69.89
BELIZE	245	2,679	993.47	1,000	3,125	212.50
DOMINICAN REPUBLIC	22,296	25,754	15.51	75,303	85,792	13.93
EL SALVADOR	242,000	202,630	-16.27	367,487	212,055	-42.30
COSTA RICA	393,063	23,017	-94.14	619,504	105,392	-82.99
HAITI	2,834	8	-99.72	11,801	16	-99.86
BARBADOS	104	32	-69.23	346	156	-54.91
ANTIGUA AND BARBUDA	204	238	16.67	483	430	-10.97
ANGUILLA	0	18,490	-	0	13,179	-
BERMUDA	934	1,015	8.67	4,489	3,916	-12.76
CAYMAN ISLANDS	2,514	0	-100.00	670	0	-100.00
FRENCH GUIANA	1,794	2,229	24.25	3,645	2,586	-29.05
FRENCH POLYNESIA	25,145	7,801	-68.98	61,615	20,069	-67.43
GRENADA	316	0	-100.00	1,572	0	-100.00
MARTINIQUE	2,604	2,907	11.64	16,660	23,373	40.29
NETHERLANDS ANTILLES	64,648	11,489	-82.23	84,030	24,287	-71.10
SAINT LUCIA	0	262	-	0	2,169	-
TURKS AND CAICOS ISLANDS	810	1,106	36.54	1,732	3,968	129.10
GUADELOUPE	13,932	6,812	-51.11	30,595	14,818	-51.57
SAINT KITTS AND NEVIS	0	59	-	0	85	-
UNITED KINGDOM	8,642,825	6,207,694	-28.18	21,726,413	13,348,321	-38.56
NETHERLANDS	3,377,104	3,381,943	0.14	8,142,518	6,996,620	-14.07
FRANCE	3,993,425	3,634,544	-8.99	13,879,909	12,682,032	-8.63
GERMANY, FED. REP. OF	3,920,197	3,089,629	-21.19	12,068,225	8,680,024	-28.08
AUSTRIA	11,261	3,948	-64.94	67,518	14,397	-78.68
BELGIUM	6,298,660	10,317,233	63.80	17,403,039	16,697,494	-4.05
SWITZERLAND	1,245,932	57,697	-95.37	2,298,211	424,290	-81.54
LUXEMBOURG	0	1,001	-	0	987	-
MONACO	0	12,072	-	0	37,007	-
DENMARK	161,129	269,701	67.38	570,715	731,105	28.10
NORWAY	82,156	79,059	-3.77	354,089	179,333	-49.35
SWEDEN	449,520	196,011	-56.40	1,191,211	708,408	-40.53
FINLAND	242,013	85,125	-64.83	611,131	233,221	-61.84
IRELAND	706,152	456,736	-35.32	1,293,650	562,207	-56.54
ITALY	2,903,726	2,939,061	1.22	8,243,759	7,056,310	-14.40
SPAIN	6,845,250	5,273,238	-22.97	13,911,837	10,684,430	-23.20
PORTUGAL	452,223	390,113	-13.73	1,303,522	1,311,991	0.65
ICELAND	396,030	528,000	33.32	620,199	600,617	-3.16
GREECE	2,026,089	678,075	-66.53	4,974,162	1,917,752	-61.45
ANDORRA	256	0	-100.00	118	0	-100.00
DEMOCRATIC REPUBLIC OF THE C	303,756	214,018	-29.54	461,411	313,401	-32.08
HUNGARY	130,080	120,556	-7.32	349,501	293,424	-16.04
POLAND	884,952	544,584	-38.46	2,122,673	2,039,773	-3.91
ROMANIA	618,788	340,284	-45.01	1,295,467	600,188	-53.67
BULGARIA	287,859	15,606	-94.58	463,780	34,644	-92.53
YUGOSLAVIA	525	1	-99.81	4,172	11	-99.74
ALBANIA	305	1,098	260.00	459	1,906	315.25
ARMENIA	46,198	42,846	-7.26	137,418	119,105	-13.33
AZERBAIJAN	16,893	0	-100.00	50,069	0	-100.00
KAZAKHSTAN	312,000	18,632	-94.03	553,500	54,104	-90.23
UKRAINE	3,589,710	256,005	-92.87	5,593,146	763,731	-86.35
LITHUANIA	326,335	98,734	-69.74	647,043	166,533	-74.26
LATVIA	32,239	3,859	-88.03	70,166	18,345	-73.85
ESTONIA	0	756,955	-	0	1,069,993	-
GEORGIA	0	100,499	-	0	85,928	-
CROATIA	39,809	28,307	-28.89	82,659	82,037	-0.75
BOSNIA AND HERZEGOVINA	88,906	4	-100.00	94,343	350	-99.63
MALTA	24,001	35,578	48.24	75,241	97,779	29.95
SLOVAKIA	14,617	17,304	18.38	147,652	159,706	8.16
SLOVENIA	17,602	20,756	17.92	55,071	58,691	6.57
CZECH REPUBLIC	5,478	98,130	1,691.35	36,037	172,572	378.87
SOUTH GEORGIA AND THE SOUTH	43	0	-100.00	37	0	-100.00
RUSSIA FEDERATION	4,478,268	2,972,557	-33.62	8,809,434	5,535,886	-37.16
-BAHAN KERTAS	2,018,602,153	1,573,594,833	-22.05	1,162,688,751	551,695,148	-52.55

TABEL 5. PERKEMBANGAN EKSPOR INDONESIA MENURUT KOMODITI DAN NEGARA TUJUAN

JENIS BARANG	BERAT BERSIH (KG)		PERUB	NILAI FOB (US \$)		PERUB
	JAN-SEP 2008	JAN-SEP 2009	%	JAN-SEP 2008	JAN-SEP 2009	%
(1)	(2)	(3)	(4)	(5)	(6)	(7)
JAPAN	125,937,557	87,912,919	-30.19	82,889,471	33,462,610	-59.63
KOREA, REPUBLIC OF	501,518,670	205,285,313	-59.07	270,968,901	68,978,854	-74.54
TAIWAN	71,641,075	51,553,683	-28.04	46,123,875	18,087,105	-60.79
CHINA	980,010,807	904,383,944	-7.72	573,041,625	320,585,149	-44.06
THAILAND	11,709,453	6,815,096	-41.80	7,920,004	2,613,010	-67.01
SINGAPORE	500,842	3,054,204	509.81	195,949	1,331,261	579.39
PHILIPPINES	5,184,654	5,420,739	4.55	2,680,689	2,147,956	-19.87
MALAYSIA	60,000	1,431,353	2,285.59	39,583	542,497	1,270.53
VIET NAM	29,414,097	47,902,897	62.86	14,901,088	16,079,863	7.91
INDIA	134,871,749	131,136,191	-2.77	75,392,169	44,486,904	-40.99
PAKISTAN	0	2,468,678	-	0	847,335	-
BANGLADESH	18,303,499	30,601,067	67.19	10,307,351	10,401,105	0.91
IRAN (ISLAMIC REPUBLIC OF)	1,096,262	1,500,000	36.83	636,834	527,213	-17.21
SAUDI ARABIA	1,495,987	7,763,902	412.97	772,421	2,508,678	224.78
KUWAIT	3,491,204	5,985,579	71.45	1,913,057	1,971,216	3.04
JORDAN	497,910	0	-100.00	293,767	0	-100.00
LEBANON	19,802	2,981,351	14,955.81	11,881	961,227	7,990.46
SYRIA ARAB REPUBLIC	0	1,991,193	-	0	629,821	-
UNITED ARAB EMIRATES	4,163,453	11,357,297	172.79	2,501,762	3,940,746	57.52
EGYPT	0	99,900	-	0	34,965	-
KENYA	0	79,920	-	0	23,976	-
DJIBOUTI	0	2,010,519	-	0	663,397	-
AUSTRALIA	496,190	0	-100.00	262,981	0	-100.00
EAST TIMOR	0	259	-	0	61	-
UNITED STATES	0	97,544	-	0	35,116	-
CANADA	0	80,564	-	0	26,586	-
PANAMA	1,000,000	0	-100.00	625,000	0	-100.00
UNITED KINGDOM	5	43,651	872,920.00	5	17,686	353,620.00
NETHERLANDS	10,008,739	13,023,983	30.13	5,283,241	4,408,074	-16.56
FRANCE	22,473,995	9,035,718	-59.79	12,279,381	3,042,601	-75.22
GERMANY, FED. REP. OF	96,364	0	-100.00	53,887	0	-100.00
FINLAND	0	38,044	-	0	10,044	-
ITALY	94,609,839	39,629,283	-58.11	53,593,829	13,329,587	-75.13
PORTUGAL	0	42	-	0	505	-
-ALAS KAKI (KULIT, KARET DAN K/	96,033,734	89,505,834	-6.80	1,385,726,944	1,271,861,014	-8.22
JAPAN	5,441,532	4,813,439	-11.54	68,704,625	58,408,611	-14.99
HONG KONG	1,179,018	1,124,942	-4.59	16,365,917	13,906,662	-15.03
KOREA, DEMOCRATIC PEOPLE'S R	20,802	0	-100.00	312,730	0	-100.00
KOREA, REPUBLIC OF	1,721,818	1,503,048	-12.71	23,233,492	21,140,452	-9.01
TAIWAN	1,517,318	1,300,029	-14.32	11,841,806	11,358,927	-4.08
CHINA	3,516,952	2,215,509	-37.00	52,231,464	31,647,569	-39.41
MONGOLIA	0	129	-	0	2,562	-
PAPUA NEW GUINEA	79,911	60,170	-24.70	697,958	626,571	-10.23
THAILAND	491,765	424,907	-13.60	9,403,176	8,166,832	-13.15
SINGAPORE	3,611,672	3,080,610	-14.70	34,156,800	26,706,048	-21.81
PHILIPPINES	532,367	368,404	-30.80	4,965,477	3,041,918	-38.74
MALAYSIA	905,508	534,398	-40.98	8,834,252	4,932,945	-44.16
CAMBODIA	6,469	5,589	-13.60	34,477	54,000	56.63
BRUNEI DARUSSALAM	19,297	19,135	-0.84	166,864	149,928	-10.15
LAO PEOPLE'S DEMOCRATIC REPL	0	9	-	0	255	-
NEPAL	1,928	6,054	214.00	24,266	65,124	168.38
VIET NAM	118,546	104,475	-11.87	1,196,072	1,173,686	-1.87
MALDIVES	233,811	170,264	-27.18	303,260	229,994	-24.16
INDIA	141,929	210,835	48.55	1,591,768	1,703,996	7.05
PAKISTAN	456	1,488	226.32	3,847	30,776	700.00
BANGLADESH	83,846	11,447	-86.35	445,627	34,944	-92.16
SRI LANKA	25,194	11,502	-54.35	96,215	86,205	-10.40
IRAN (ISLAMIC REPUBLIC OF)	0	594	-	0	4,822	-
SAUDI ARABIA	271,517	159,432	-41.28	930,322	607,959	-34.65
ISRAEL	140,010	111,789	-20.16	2,039,167	1,822,189	-10.64
KUWAIT	3,594	0	-100.00	25,981	0	-100.00
JORDAN	27,290	45,074	65.17	89,081	252,185	183.10
LEBANON	27,648	64,883	134.68	302,053	1,011,386	234.84
YEMEN	295,089	526,816	78.53	394,752	781,235	97.91
OMAN	0	20	-	0	274	-
SYRIA ARAB REPUBLIC	6,879	9,119	32.56	82,765	53,295	-35.61
TURKEY	736,325	661,099	-10.22	10,344,507	9,071,608	-12.31
UNITED ARAB EMIRATES	471,050	450,413	-4.38	5,578,159	5,590,486	0.22
QATAR	6,580	3,887	-40.93	137,559	102,336	-25.61
BAHRAIN	556	1,520	173.38	4,854	8,012	65.06
CYPRUS	10,922	1,807	-83.46	179,078	39,645	-77.86
EGYPT	64,149	36,021	-43.85	996,997	532,627	-46.58
MOROCCO	9,242	11,565	25.14	93,879	144,112	53.51

TABEL 5. PERKEMBANGAN EKSPOR INDONESIA MENURUT KOMODITI DAN NEGARA TUJUAN

JENIS BARANG	BERAT BERSIH (KG)		PERUB	NILAI FOB (US \$)		PERUB
	JAN-SEP 2008	JAN-SEP 2009	%	JAN-SEP 2008	JAN-SEP 2009	%
	(1)	(2)	(3)	(4)	(5)	(6)
TUNISIA	9,646	28,796	198.53	137,725	62,233	-54.81
ALGERIA	2,150	19,180	792.09	44,203	56,377	27.54
NAMIBIA	34	0	-100.00	103	0	-100.00
ETHIOPIA	151	0	-100.00	120	0	-100.00
TANZANIA, UNITED REPUBLIC OF	312	2,879	822.76	2,025	15,671	673.88
MADAGASCAR	24,023	20,880	-13.08	22,347	20,156	-9.80
KENYA	34,331	22,077	-35.69	171,353	149,166	-12.95
REUNION	22,833	14,535	-36.34	185,200	88,969	-51.96
MOZAMBIQUE	34,353	49,674	44.60	13,543	26,061	92.43
TOGO	4,863	2,229	-54.16	10,189	6,558	-35.64
GHANA	12,000	8,453	-29.56	3,000	9,690	223.00
LIBERIA	27	0	-100.00	100	0	-100.00
GUINEA	24,123	5,806	-75.93	63,004	4,280	-93.21
CONGO	114,580	58,000	-49.38	99,188	17,125	-82.73
CAMEROON	1,117	36	-96.78	11,626	43	-99.63
NIGERIA	138	5,090	3,588.41	4,061	10,482	158.11
SIERRA LEONE	0	159	-	0	20,693	-
GABON	3,672	38	-98.97	39,085	578	-98.52
COTE D'IVOIRE	2,242	621	-72.30	28,166	5,863	-79.18
SENEGAL	25,039	1,780	-92.89	55,489	6,127	-88.96
MAURITANIA	0	24,713	-	0	30,588	-
BENIN	60,352	25,786	-57.27	58,909	12,270	-79.17
GAMBIA	0	1,637	-	0	3,648	-
U.S. VIRGIN ISLANDS	2	0	-100.00	13	0	-100.00
SEYCHELLES	2,736	318	-88.38	13,818	1,581	-88.56
UGANDA	0	2,758	-	0	17,000	-
DJIBOUTI	0	681	-	0	13,122	-
SAO TOME AND PRINCIPE	212	620	192.45	179	253	41.34
SOUTH AFRICA	851,238	1,153,389	35.50	11,807,931	14,163,323	19.95
ZAMBIA	10,750	4,810	-55.26	70,112	54,931	-21.65
COMOROS	7,735	6,604	-14.62	29,139	32,364	11.07
MAURITIUS	29,277	28,181	-3.74	90,815	45,820	-49.55
AUSTRALIA	1,635,935	1,154,134	-29.45	23,803,087	17,205,393	-27.72
NEW ZEALAND	195,100	156,797	-19.63	3,307,318	2,718,589	-17.80
GUAM	2	0	-100.00	17	0	-100.00
PALAU	489	27	-94.48	891	540	-39.39
NEW CALEDONIA	1,981	1,139	-42.50	7,470	30,219	304.54
NORTHERN MARIANA ISLANDS	0	4	-	0	374	-
VANUATU	7,994	5,163	-35.41	100,025	7,225	-92.78
AMERICAN SAMOA	4	0	-100.00	361	0	-100.00
COOK ISLANDS	146	339	132.19	1,848	4,812	160.39
FIJI	4,287	8,858	106.62	50,285	44,509	-11.49
SOLOMON ISLANDS	0	225	-	0	2,820	-
TONGA	0	2,303	-	0	13,383	-
EAST TIMOR	557,364	747,972	34.20	583,311	672,168	15.23
UNITED STATES	19,365,088	19,865,206	2.58	292,508,786	296,040,385	1.21
CANADA	695,572	875,619	25.88	10,965,843	13,118,249	19.63
MEXICO	2,679,618	1,516,013	-43.42	29,804,836	18,741,715	-37.12
GUATEMALA	6,179	70	-98.87	52,996	236	-99.55
HONDURAS	33,424	0	-100.00	265,573	0	-100.00
NICARAGUA	59	199	237.29	85	1,163	1,268.24
PANAMA	855,707	1,020,436	19.25	13,965,958	15,431,486	10.49
SURINAME	280	968	245.71	3,790	14,260	276.25
CHILE	563,993	824,605	46.21	8,508,872	10,765,128	26.52
VENEZUELA	62,987	88,049	39.79	729,249	1,052,212	44.29
ARGENTINA	451,431	379,756	-15.88	6,982,308	5,521,460	-20.92
BRAZIL	614,014	952,311	55.10	10,194,884	14,680,599	44.00
COLOMBIA	110,500	45,484	-58.84	1,608,000	642,221	-60.06
BOLIVIA	7,667	8,010	4.47	128,675	170,635	32.61
URUGUAY	60,053	40,075	-33.27	1,070,905	591,702	-44.75
PARAGUAY	65,783	28,286	-57.00	928,441	373,015	-59.82
ECUADOR	63,340	61,035	-3.64	966,585	877,505	-9.22
PERU	104,419	143,770	37.69	1,099,794	1,751,394	59.25
JAMAICA	4,395	417	-90.51	46,363	5,690	-87.73
PUERTO RICO	5,143	4,539	-11.74	44,735	22,063	-50.68
BELIZE	1	0	-100.00	5	0	-100.00
DOMINICAN REPUBLIC	1,157	151	-86.95	2,297	1,196	-47.93
EL SALVADOR	3,161	14,562	360.68	50,759	243,882	380.47
COSTA RICA	14,861	19,629	32.08	206,661	375,740	81.81
HAITI	0	18	-	0	40	-
BARBADOS	22,572	99	-99.56	62,308	3,434	-94.49
ANTIGUA AND BARBUDA	298	11	-96.31	1,731	312	-81.98
BERMUDA	276	465	68.48	1,529	4,495	193.98
CAYMAN ISLANDS	2	0	-100.00	125	0	-100.00

TABEL 5. PERKEMBANGAN EKSPOR INDONESIA MENURUT KOMODITI DAN NEGARA TUJUAN

JENIS BARANG	BERAT BERSIH (KG)		PERUB	NILAI FOB (US \$)		PERUB
	JAN-SEP 2008	JAN-SEP 2009	%	JAN-SEP 2008	JAN-SEP 2009	%
(1)	(2)	(3)	(4)	(5)	(6)	(7)
FRENCH GUIANA	16	593	3,606.25	55	14,922	27,030.91
FRENCH POLYNESIA	7,861	6,530	-16.93	28,707	40,717	41.84
GRENADA	395	0	-100.00	402	0	-100.00
MARTINIQUE	1,036	654	-36.87	2,613	2,886	10.45
NETHERLANDS ANTILLES	7,226	8,166	13.01	78,966	68,441	-13.33
SAINT LUCIA	1,870	0	-100.00	9,854	0	-100.00
TURKS AND CAICOS ISLANDS	166	0	-100.00	355	0	-100.00
GUADELOUPE	2,582	4,767	84.62	5,888	41,735	608.81
SAINT KITTS AND NEVIS	2	43	2,050.00	28	814	2,807.14
UNITED KINGDOM	8,001,934	7,679,441	-4.03	111,556,273	105,818,470	-5.14
NETHERLANDS	4,585,077	4,279,748	-6.66	73,256,733	72,133,477	-1.53
FRANCE	2,455,843	2,152,191	-12.36	35,238,662	28,748,621	-18.42
GERMANY, FED. REP. OF	7,838,089	6,590,091	-15.92	132,002,825	114,650,932	-13.15
AUSTRIA	114,233	103,433	-9.45	1,918,038	1,341,696	-30.05
BELGIUM	8,878,237	9,193,635	3.55	136,736,966	136,194,939	-0.40
SWITZERLAND	138,606	190,306	37.30	1,929,534	2,738,506	41.93
LUXEMBOURG	0	40,874	-	0	453,857	-
MONACO	1,398	7,750	454.36	12,665	64,549	409.66
DENMARK	1,673,783	1,677,649	0.23	31,050,075	31,202,972	0.49
NORWAY	102,557	96,987	-5.43	2,284,475	1,489,276	-34.81
SWEDEN	360,949	219,490	-39.19	3,717,722	2,906,607	-21.82
FINLAND	99,462	75,493	-24.10	3,003,367	1,441,526	-52.00
IRELAND	188,853	169,184	-10.41	2,861,575	2,609,122	-8.82
ITALY	5,847,159	6,177,939	5.66	99,204,517	95,662,078	-3.57
SPAIN	1,845,593	1,264,785	-31.47	25,498,764	17,902,919	-29.79
PORTUGAL	171,616	48,200	-71.91	4,633,733	1,199,318	-74.12
ICELAND	1,372	1,367	-0.36	17,284	32,322	87.01
GREECE	554,950	483,833	-12.82	7,895,915	7,027,243	-11.00
HUNGARY	56,392	50,058	-11.23	610,818	802,791	31.43
POLAND	77,235	64,165	-16.92	767,220	938,842	22.37
ROMANIA	1,461	8,767	500.07	40,445	114,869	184.01
BULGARIA	41,582	38,796	-6.70	264,492	275,508	4.16
YUGOSLAVIA	73,972	49,771	-32.72	1,203,221	628,374	-47.78
AZERBAIJAN	0	4,445	-	0	11,508	-
KAZAKHSTAN	8,600	7,178	-16.53	164,784	128,356	-22.11
KYRGYZSTAN	523	0	-100.00	4,478	0	-100.00
UKRAINE	189,532	113,095	-40.33	2,742,283	1,780,091	-35.09
LITHUANIA	9,042	1,318	-85.42	285,680	59,480	-79.18
LATVIA	9,552	4,683	-50.97	99,816	43,188	-56.73
ESTONIA	3,951	4,255	7.69	48,383	34,447	-28.80
CROATIA	20,335	26,027	27.99	287,841	271,345	-5.73
BOSNIA AND HERZEGOVINA	1,274	0	-100.00	12,932	0	-100.00
MALTA	93	3,937	4,133.33	1,848	27,333	1,379.06
SLOVAKIA	379,520	239,925	-36.78	14,024,444	9,779,530	-30.27
SLOVENIA	141,891	158,583	11.76	1,535,483	1,670,345	8.78
CZECH REPUBLIC	70,078	85,433	21.91	941,095	1,320,492	40.31
RUSSIA FEDERATION	873,628	665,353	-23.84	12,918,294	10,691,173	-17.24
-PRODUK KERAMIK	382,334,517	308,775,890	-19.24	239,966,576	188,067,815	-21.63
JAPAN	5,892,646	3,714,176	-36.97	20,959,333	13,464,450	-35.76
HONG KONG	713,217	899,346	26.10	1,615,291	1,894,012	17.26
KOREA, REPUBLIC OF	41,914,464	37,646,812	-10.18	17,220,202	13,852,993	-19.55
TAIWAN	34,110,098	18,948,008	-44.45	11,630,550	6,430,650	-44.71
CHINA	693,089	399,945	-42.30	2,285,429	1,172,182	-48.71
MACAU	39,808	32,177	-19.17	285,876	467,550	63.55
PAPUA NEW GUINEA	189,024	395,987	109.49	50,636	86,270	70.37
THAILAND	25,661,255	27,355,824	6.60	9,634,289	8,663,992	-10.07
SINGAPORE	3,678,990	4,226,028	14.87	3,276,136	4,803,151	46.61
PHILIPPINES	11,185,585	14,866,749	32.91	2,963,658	3,062,788	3.34
MALAYSIA	42,455,914	37,257,589	-12.24	10,572,857	9,799,952	-7.31
MYANMAR (FORM. BURMA)	1,031,127	1,081,922	4.93	161,140	243,182	50.91
CAMBODIA	5,274,371	2,939,362	-44.27	1,129,169	758,966	-32.79
BRUNEI DARUSSALAM	3,146,173	2,756,852	-12.37	919,918	768,438	-16.47
LAO PEOPLE'S DEMOCRATIC REPL	21,785	20,115	-7.67	6,314	32,750	418.69
NEPAL	43,977	54,381	23.66	26,520	34,601	30.47
BHUTAN	0	496	-	0	1,976	-
VIET NAM	2,115,256	1,979,793	-6.40	942,117	905,604	-3.88
MALDIVES	3,520,009	521,858	-85.17	941,159	292,176	-68.96
INDIA	1,860,567	1,396,405	-24.95	3,157,090	2,514,824	-20.34
PAKISTAN	13,834,850	7,273,327	-47.43	2,906,578	1,463,347	-49.65
BANGLADESH	408,472	222,156	-45.61	148,368	156,527	5.50
SRI LANKA	16,148,039	9,849,460	-39.01	3,079,351	1,896,633	-38.41
AFGHANISTAN	467,639	326,476	-30.19	75,515	55,841	-26.05
IRAQ	444,797	1,062,326	138.83	116,255	228,292	96.37

TABEL 5. PERKEMBANGAN EKSPOR INDONESIA MENURUT KOMODITI DAN NEGARA TUJUAN

JENIS BARANG	BERAT BERSIH (KG)		PERUB	NILAI FOB (US \$)		PERUB
	JAN-SEP 2008	JAN-SEP 2009	%	JAN-SEP 2008	JAN-SEP 2009	%
	(1)	(2)	(3)	(4)	(5)	(6)
IRAN (ISLAMIC REPUBLIC OF)	140,734	108,655	-22.79	508,476	290,481	-42.87
SAUDI ARABIA	13,999,287	18,777,767	34.13	2,950,396	4,218,174	42.97
ISRAEL	2,073,891	1,428,140	-31.14	510,088	662,116	29.80
KUWAIT	1,277,331	703,400	-44.93	307,521	237,597	-22.74
JORDAN	2,195,229	136,338	-93.79	436,501	44,825	-89.73
LEBANON	176,731	49,996	-71.71	135,483	155,381	14.69
YEMEN	809,736	3,279,549	305.01	211,634	923,383	336.31
OMAN	51,199	21,938	-57.15	23,205	34,250	47.60
SYRIA ARAB REPUBLIC	4,638	938	-79.78	23,448	7,317	-68.79
TURKEY	1,758,699	1,727,686	-1.76	1,858,388	1,295,533	-30.29
UNITED ARAB EMIRATES	8,759,410	3,301,722	-62.31	5,613,305	2,881,057	-48.67
QATAR	4,692,890	619,875	-86.79	1,947,876	704,647	-63.82
BAHRAIN	597,926	424,231	-29.05	320,280	235,989	-26.32
CYPRUS	21,564	6,894	-68.03	33,254	12,972	-60.99
EGYPT	482,557	731,698	51.63	587,162	943,830	60.74
LIBYAN ARAB JAMAHIRIYA	20,840	8,270	-60.32	56,487	13,164	-76.70
MOROCCO	32,564	35,308	8.43	18,892	23,744	25.68
TUNISIA	14,380	47,216	228.34	35,123	70,970	102.06
ALGERIA	0	1,159	-	0	591	-
SUDAN	27,981	7,311	-73.87	27,385	21,166	-22.71
NAMIBIA	805	39	-95.16	1,723	93	-94.60
ETHIOPIA	663	424,212	63,883.71	525	54,120	10,208.57
TANZANIA, UNITED REPUBLIC OF	198,164	22,780	-88.50	55,790	10,737	-80.75
MADAGASCAR	4,462	184,473	4,034.31	6,382	76,496	1,098.62
KENYA	633	676	6.79	259	1,748	574.90
REUNION	1,639,461	2,684,703	63.76	434,896	595,328	36.89
MOZAMBIQUE	1,098	31,416	2,761.20	592	53,092	8,868.24
BOTSWANA	84,451	126,479	49.77	14,935	26,902	80.13
TOGO	17,539	33,300	89.86	3,858	17,729	359.54
GHANA	0	3,117	-	0	3,711	-
GUINEA	0	3,465	-	0	6,224	-
ANGOLA	441,497	442,464	0.22	148,233	143,621	-3.11
CONGO	0	124	-	0	278	-
CAMEROON	128	7,915	6,083.59	74	2,702	3,551.35
NIGERIA	317,588	567,687	78.75	201,577	290,571	44.15
GABON	544	154,540	28,308.09	1,669	35,115	2,003.95
COTE D'IVOIRE	12,449	496	-96.02	19,374	1,386	-92.85
SENEGAL	108	3,368	3,018.52	136	3,193	2,247.79
MAURITANIA	70,537	8,420	-88.06	13,839	3,000	-78.32
BENIN	2,560	13,734	436.48	1,756	45,959	2,517.26
GAMBIA	0	62	-	0	58	-
U.S. VIRGIN ISLANDS	62	456	635.48	36	1,978	5,394.44
SEYCHELLES	26,261	22,339	-14.93	110,856	59,706	-46.14
NIGER	66	0	-100.00	116	0	-100.00
DJIBOUTI	26,231	49,416	88.39	10,618	21,633	103.74
SAO TOME AND PRINCIPE	1,780	16,283	814.78	1,500	6,220	314.67
SWAZILAND	3,382	0	-100.00	1,870	0	-100.00
SOUTH AFRICA	14,719,497	7,584,873	-48.47	25,384,631	5,354,585	-78.91
MAURITIUS	4,503,567	5,410,307	20.13	1,091,147	1,174,652	7.65
VIRGIN ISLANDS (BRITISH)	2,023	235	-88.38	2,274	83	-96.35
AUSTRALIA	28,463,399	29,891,142	5.02	12,589,776	21,264,225	68.90
NEW ZEALAND	1,475,773	899,256	-39.07	783,554	410,445	-47.62
MICRONESIA, FEDERATED STATES	144	0	-100.00	736	0	-100.00
GUAM	6,582	4,027	-38.82	13,051	8,162	-37.46
PALAU	25,838	16	-99.94	8,207	327	-96.02
NEW CALEDONIA	51,122	27,485	-46.24	43,253	27,712	-35.93
NORTHERN MARIANA ISLANDS	0	35	-	0	108	-
SAINT VINCENT AND THE GRENAD	1,023	177	-82.70	1,831	2,713	48.17
VANUATU	114,283	119,956	4.96	131,277	36,393	-72.28
WALLIS AND FUTUNA ISLANDS	692	100	-85.55	1,278	185	-85.52
AMERICAN SAMOA	132,856	70,613	-46.85	37,081	18,479	-50.17
COOK ISLANDS	27,816	1,015	-96.35	14,960	1,681	-88.76
FIJI	326,186	295,376	-9.45	129,543	121,984	-5.84
SAMOA	145,781	159,173	9.19	33,288	56,985	71.19
SOLOMON ISLANDS	474	0	-100.00	1,265	0	-100.00
TONGA	7,265	1	-99.99	16,387	6,568	-59.92
EAST TIMOR	891,165	2,100,710	135.73	591,201	1,605,759	171.61
UNITED STATES	29,290,650	17,940,611	-38.75	40,781,883	33,976,830	-16.69
CANADA	5,376,939	3,055,930	-43.17	4,044,158	3,276,106	-18.99
MEXICO	139,186	56,090	-59.70	325,793	198,409	-39.10
GUATEMALA	2,362	393	-83.36	6,773	1,705	-74.83
HONDURAS	19,469	0	-100.00	11,807	0	-100.00
NICARAGUA	2,248	0	-100.00	3,515	0	-100.00
PANAMA	585,620	329,298	-43.77	163,345	84,261	-48.42

TABEL 5. PERKEMBANGAN EKSPOR INDONESIA MENURUT KOMODITI DAN NEGARA TUJUAN

JENIS BARANG	BERAT BERSIH (KG)		PERUB	NILAI FOB (US \$)		PERUB
	JAN-SEP 2008	JAN-SEP 2009	%	JAN-SEP 2008	JAN-SEP 2009	%
	(1)	(2)	(3)	(4)	(5)	(6)
SURINAME	0	313	-	0	450	-
CHILE	338,245	105,048	-68.94	184,231	59,305	-67.81
VENEZUELA	1,035	2,426	134.40	2,051	6,326	208.43
ARGENTINA	61,403	84,869	38.22	84,674	178,569	110.89
BRAZIL	30,605	91,040	197.47	61,268	38,128	-37.77
COLOMBIA	62,284	39,214	-37.04	64,511	52,621	-18.43
BOLIVIA	48,349	25,001	-48.29	12,353	6,498	-47.40
URUGUAY	24,123	26,564	10.12	7,638	9,316	21.97
ECUADOR	4	3,042	75,950.00	8	1,940	24,150.00
PERU	231,865	189,425	-18.30	105,603	74,637	-29.32
TRINIDAD AND TOBAGO	173,856	25,262	-85.47	55,910	13,015	-76.72
BAHAMAS	19,040	20,236	6.28	9,894	13,185	33.26
JAMAICA	1,182,896	524,958	-55.62	370,813	170,406	-54.05
PUERTO RICO	596,238	530,432	-11.04	291,646	235,217	-19.35
BELIZE	140	417	197.86	577	1,250	116.64
DOMINICAN REPUBLIC	17,397	10,652	-38.77	37,480	32,198	-14.09
COSTA RICA	65,266	35,656	-45.37	28,707	10,586	-63.12
HAITI	0	378	-	0	636	-
BARBADOS	7,358	4,017	-45.41	9,419	6,891	-26.84
ANTIGUA AND BARBUDA	27,001	2,994	-88.91	15,537	6,726	-56.71
ANGUILLA	0	116	-	0	189	-
ARUBA	510	237	-53.53	1,641	292	-82.21
BERMUDA	414	392	-5.31	2,890	1,467	-49.24
CAYMAN ISLANDS	187	1,215	549.73	50	1,412	2,724.00
FRENCH GUIANA	4,243	2,556	-39.76	8,429	8,765	3.99
FRENCH POLYNESIA	605,639	64,821	-89.30	92,914	48,220	-48.10
GRENADA	71,493	52,150	-27.06	26,100	20,545	-21.28
MARTINIQUE	132,741	54,797	-58.72	30,943	16,052	-48.12
NETHERLANDS ANTILLES	27,996	25,672	-8.30	14,857	19,923	34.10
SAINT LUCIA	1,267	39	-96.92	7,208	327	-95.46
TURKS AND CAICOS ISLANDS	489	37	-92.43	830	109	-86.87
GUADELOUPE	259,804	362,886	39.68	58,550	89,250	52.43
SAINT KITTS AND NEVIS	566	317	-43.99	233	442	89.70
UNITED KINGDOM	8,119,749	6,535,354	-19.51	13,542,571	10,183,037	-24.81
NETHERLANDS	1,868,430	1,311,418	-29.81	2,214,245	1,526,102	-31.08
FRANCE	1,413,366	1,798,933	27.28	2,201,120	2,653,622	20.56
GERMANY, FED. REP. OF	1,065,784	648,927	-39.11	1,476,673	2,104,832	42.54
AUSTRIA	10,736	14,625	36.22	21,346	24,881	16.56
BELGIUM	2,916,138	3,667,109	25.75	5,877,363	4,568,730	-22.27
SWITZERLAND	72,375	46,052	-36.37	247,141	173,440	-29.82
LUXEMBOURG	0	22	-	0	144	-
MONACO	11	72,641	660,272.73	39	16,149	41,307.69
DENMARK	125,242	49,346	-60.60	127,473	131,429	3.10
NORWAY	1,781,601	1,232,083	-30.84	1,110,379	712,018	-35.88
SWEDEN	2,530,775	1,579,676	-37.58	2,129,991	1,274,558	-40.16
FINLAND	133,128	118,133	-11.26	960,811	828,307	-13.79
IRELAND	189,874	205,957	8.47	332,665	405,950	22.03
ITALY	6,969,946	4,776,647	-31.47	5,789,865	4,429,980	-23.49
SPAIN	1,024,210	561,806	-45.15	1,423,006	1,144,310	-19.59
PORTUGAL	86,972	21,573	-75.20	105,024	26,677	-78.41
GREECE	2,407,049	2,273,889	-5.53	898,437	698,273	-22.28
ANDORRA	26,450	0	-100.00	8,988	0	-100.00
DEMOCRATIC REPUBLIC OF THE C	0	127,794	-	0	27,427	-
HUNGARY	30,881	21,951	-28.92	40,815	38,244	-6.30
POLAND	1,191,474	296,677	-75.10	277,638	98,131	-64.66
ROMANIA	10,881	6,045	-44.44	23,641	8,357	-64.65
BULGARIA	11,512	9,553	-17.02	18,528	10,134	-45.30
YUGOSLAVIA	7,686	2,547	-66.86	70,271	4,981	-92.91
ALBANIA	46	0	-100.00	72	0	-100.00
ARMENIA	4,821	0	-100.00	9,943	0	-100.00
AZERBAIJAN	1,711	74	-95.68	22,034	400	-98.18
KAZAKHSTAN	39	0	-100.00	144	0	-100.00
UKRAINE	2,899,506	338,461	-88.33	1,276,476	167,310	-86.89
LITHUANIA	626	1	-99.84	548	184	-66.42
LATVIA	0	84	-	0	843	-
ESTONIA	115,225	893	-99.22	33,364	1,683	-94.96
GEORGIA	2,882	4,064	41.01	9,909	63,795	543.81
CROATIA	117,267	90,652	-22.70	126,706	56,630	-55.31
BOSNIA AND HERZEGOVINA	379	0	-100.00	1,773	0	-100.00
MALTA	378,158	224,874	-40.53	109,418	82,127	-24.94
SLOVAKIA	1,542	16,422	964.98	3,141	19,823	531.10
SLOVENIA	4,630	844	-81.77	13,976	1,745	-87.51
CZECH REPUBLIC	1,105,201	908,773	-17.77	367,855	314,247	-14.57
REP. OF MACEDONIA	0	23,801	-	0	6,491	-

TABEL 5. PERKEMBANGAN EKSPOR INDONESIA MENURUT KOMODITI DAN NEGARA TUJUAN

JENIS BARANG	BERAT BERSIH (KG)		PERUB	NILAI FOB (US \$)		PERUB
	JAN-SEP 2008	JAN-SEP 2009	%	JAN-SEP 2008	JAN-SEP 2009	%
	(1)	(2)	(3)	(4)	(5)	(6)
RUSSIA FEDERATION	564,592	106,566	-81.13	554,939	223,640	-59.70
-EMAS BATANGAN	21,528	19,324	-10.24	628,654,611	553,461,428	-11.96
JAPAN	90	93	3.33	2,501,214	2,720,548	8.77
HONG KONG	3,039	4,971	63.57	91,534,749	147,756,086	61.42
KOREA, REPUBLIC OF	0	1	-	0	18,175	-
SINGAPORE	8,975	6,082	-32.23	261,353,557	175,398,843	-32.89
MALAYSIA	618	598	-3.24	18,822,339	17,212,379	-8.55
INDIA	0	100	-	0	2,978,834	-
UNITED ARAB EMIRATES	0	597	-	0	13,218,563	-
AUSTRALIA	8,793	4,616	-47.50	254,120,305	134,677,687	-47.00
UNITED STATES	0	500	-	0	8,709,887	-
GERMANY, FED. REP. OF	0	2	-	0	28,822	-
SWITZERLAND	0	1,528	-	0	46,452,481	-
ITALY	13	221	1,600.00	322,447	4,286,328	1,229.31
SPAIN	0	15	-	0	2,795	-
-PESAWAT UDARA DAN BAGIANNY	3,139,267	3,043,824	-3.04	82,038,388	194,096,816	136.59
JAPAN	7,390	3,823	-48.27	521,633	114,459	-78.06
HONG KONG	16,245	38,185	135.06	2,854,529	4,089,088	43.25
KOREA, REPUBLIC OF	218,754	106,204	-51.45	1,178,944	1,791,234	51.94
TAIWAN	6,560	22,453	242.27	194,250	2,134,368	998.77
CHINA	8,287	5,645	-31.88	1,220,504	730,237	-40.17
THAILAND	533,542	5,981	-98.88	8,049,348	1,844,567	-77.08
SINGAPORE	717,746	256,957	-64.20	15,942,867	39,675,868	148.86
PHILIPPINES	33,863	453	-98.66	42,402	3,452	-91.86
MALAYSIA	521,289	172,198	-66.97	5,169,699	22,441,954	334.11
CAMBODIA	125	0	-100.00	2,000	0	-100.00
BRUNEI DARUSSALAM	753	78,537	10,329.88	72,821	15,393,047	21,038.20
NEPAL	80	0	-100.00	1,500	0	-100.00
VIET NAM	0	259	-	0	10,744	-
INDIA	5,309	36,150	580.92	393,076	1,500,000	281.61
PAKISTAN	190,899	40,598	-78.73	3,166,447	526,516	-83.37
BANGLADESH	140,532	21,418	-84.76	1,516,901	2,000,001	31.85
SRI LANKA	651	380	-41.63	9,120	4,728	-48.16
IRAN (ISLAMIC REPUBLIC OF)	0	194,070	-	0	3,966,945	-
SAUDI ARABIA	32,313	216,490	569.98	336,631	2,067,336	514.13
ISRAEL	150	0	-100.00	1,000	0	-100.00
JORDAN	1,517	0	-100.00	544,500	0	-100.00
YEMEN	366	305	-16.67	24,190	32,408	33.97
OMAN	31,541	185,085	486.81	67,750	3,014,821	4,349.92
TURKEY	500	35	-93.00	384,935	20,047	-94.79
UNITED ARAB EMIRATES	16,679	21,479	28.78	710,219	350,115	-50.70
QATAR	0	162	-	0	154,000	-
BAHRAIN	0	11	-	0	3,322	-
SUDAN	0	11	-	0	1,500	-
KENYA	7,950	611	-92.31	170,955	66,000	-61.39
REUNION	40	0	-100.00	142	0	-100.00
NIGERIA	0	217,929	-	0	2,044,600	-
BURKINA FASO	174	58	-66.67	6,255	1,163	-81.41
SOUTH AFRICA	26,756	286,502	970.80	2,395,527	10,007,870	317.77
MALAWI	51	0	-100.00	850	0	-100.00
AUSTRALIA	9,819	36,520	271.93	1,477,884	1,991,010	34.72
NEW ZEALAND	11,308	15,456	36.68	316,162	3,177,414	905.00
NEW CALEDONIA	0	7	-	0	10	-
VANUATU	0	23	-	0	2	-
FIJI	173	0	-100.00	949	0	-100.00
EAST TIMOR	1,000	5,343	434.30	66,000	24,468	-62.93
UNITED STATES	120,538	553,992	359.60	6,297,905	15,475,555	145.73
CANADA	1,786	3,270	83.09	482,108	752,391	56.06
CHILE	64	0	-100.00	1,540	0	-100.00
BRAZIL	14,232	0	-100.00	3,936	0	-100.00
COLOMBIA	11,342	5	-99.96	350	13,878	3,865.14
BOLIVIA	20,000	0	-100.00	20,000	0	-100.00
TRINIDAD AND TOBAGO	3	0	-100.00	9	0	-100.00
DOMINICAN REPUBLIC	0	64	-	0	74	-
COSTA RICA	0	353	-	0	119	-
FRENCH POLYNESIA	97	409	321.65	120	160	33.33
UNITED KINGDOM	121,091	147,714	21.99	17,216,778	46,464,908	169.88
NETHERLANDS	36,688	27,462	-25.15	2,242,534	1,701,013	-24.15
FRANCE	13,449	21,731	61.58	1,784,993	1,527,195	-14.44
GERMANY, FED. REP. OF	100,897	11,203	-88.90	1,102,684	792,518	-28.13
AUSTRIA	55	7	-87.27	620	500	-19.35
BELGIUM	881	9,083	930.99	126,369	752,481	495.46

TABEL 5. PERKEMBANGAN EKSPOR INDONESIA MENURUT KOMODITI DAN NEGARA TUJUAN

JENIS BARANG	BERAT BERSIH (KG)		PERUB	NILAI FOB (US \$)		PERUB
	JAN-SEP 2008	JAN-SEP 2009	%	JAN-SEP 2008	JAN-SEP 2009	%
(1)	(2)	(3)	(4)	(5)	(6)	(7)
SWITZERLAND	7,405	10,589	43.00	381,313	312,240	-18.11
LUXEMBOURG	45	0	-100.00	5,500	0	-100.00
DENMARK	61	967	1,485.25	9,916	132,640	1,237.64
NORWAY	3,154	0	-100.00	916,500	0	-100.00
SWEDEN	2,100	1,237	-41.10	20,000	160,000	700.00
FINLAND	2	0	-100.00	4	0	-100.00
IRELAND	818	58,226	7,018.09	71,964	127,462	77.12
ITALY	3,175	4,359	37.29	141,139	84,610	-40.05
SPAIN	126,342	9,619	-92.39	3,774,123	4,601,649	21.93
PORTUGAL	4,000	1	-99.98	5,000	119	-97.62
ICELAND	33	0	-100.00	470	0	-100.00
GREECE	97	214,030	220,549.48	2,500	2,006,000	80,140.00
BULGARIA	750	0	-100.00	15,000	0	-100.00
UKRAINE	491	0	-100.00	6,500	0	-100.00
CZECH REPUBLIC	24	0	-100.00	20	0	-100.00
RUSSIA FEDERATION	7,285	165	-97.74	568,503	8,010	-98.59
-KAPAL LAUT DAN SEJENISNYA	350,180,858	287,187,234	-17.99	649,801,473	951,018,431	46.36
JAPAN	33,179	115	-99.65	148,030	2,176	-98.53
HONG KONG	13,818	0	-100.00	9,762	0	-100.00
KOREA, REPUBLIC OF	3,200	16,000	400.00	3,200	3,248	1.50
TAIWAN	2	3,338	166,800.00	2,150	651	-69.72
CHINA	8,600,000	14,169,420	64.76	4,000,000	243,813,580	5,995.34
PAPUA NEW GUINEA	0	4,000	-	0	1,351	-
THAILAND	12,676,728	9,395,497	-25.88	16,479,924	27,508,647	66.92
SINGAPORE	236,943,831	198,425,264	-16.26	436,248,534	524,099,113	20.14
PHILIPPINES	1,706,000	2,013,874	18.05	2,881,757	5,737,269	99.09
MALAYSIA	42,326,964	12,236,687	-71.09	97,745,161	46,813,704	-52.11
BRUNEI DARUSSALAM	0	78,816	-	0	55,473	-
VIET NAM	35,402,289	8,263,517	-76.66	48,047,147	8,454,796	-82.40
MALDIVES	0	90,560	-	0	66,934	-
INDIA	124,000	2,332,000	1,780.65	4,638,000	2,757,960	-40.54
BANGLADESH	0	300	-	0	500	-
SRI LANKA	0	3,502,000	-	0	9,904,762	-
SAUDI ARABIA	12,945	2,910,000	22,379.72	45,015	14,023,662	31,053.31
KUWAIT	0	11,998	-	0	60,500	-
YEMEN	19,500	0	-100.00	22,991	0	-100.00
TURKEY	110	0	-100.00	6,000	0	-100.00
UNITED ARAB EMIRATES	627,452	2,523,792	302.23	726,682	2,651,833	264.92
QATAR	2,512	5,134	104.38	105,738	31,902	-69.83
BAHRAIN	0	516,000	-	0	571,361	-
NIGERIA	0	3,053,600	-	0	5,255,471	-
SOUTH AFRICA	30	482	1,506.67	100	12,650	12,550.00
AUSTRALIA	8,001,576	7,695,604	-3.82	7,104,423	23,568,509	231.74
NEW ZEALAND	549,000	0	-100.00	1,200,000	0	-100.00
FIJI	721,000	4,227,000	486.27	1,350,000	25,006,713	1,752.35
EAST TIMOR	0	5,348	-	0	59,092	-
UNITED STATES	25,544	4,275	-83.26	216,000	220,330	2.00
CANADA	0	12,000,000	-	0	3,500,000	-
MEXICO	0	1,406	-	0	443	-
PANAMA	288,000	0	-100.00	451,228	0	-100.00
COLOMBIA	0	41,400	-	0	61,864	-
TRINIDAD AND TOBAGO	0	625,000	-	0	1,428,006	-
UNITED KINGDOM	1,212	3,026,457	249,607.67	71,294	5,330,266	7,376.46
NETHERLANDS	4,500	1	-99.98	24,000	20	-99.92
FRANCE	2,965	92	-96.90	201,058	7,000	-96.52
GERMANY, FED. REP. OF	0	3,009	-	0	2,793	-
DENMARK	2,293	960	-58.13	54,968	800	-98.54
NORWAY	386,100	0	-100.00	250,000	0	-100.00
SWEDEN	2,450	0	-100.00	2,500	0	-100.00
ITALY	0	3,600	-	0	16	-
SPAIN	658	0	-100.00	15,811	0	-100.00
CROATIA	0	68	-	0	436	-
MALTA	1,703,000	0	-100.00	27,750,000	0	-100.00
CZECH REPUBLIC	0	620	-	0	4,600	-
-PERLENGKAPAN OLAHRAGA DAN	24,789,699	22,567,187	-8.97	218,222,380	189,800,482	-13.02
JAPAN	975,597	966,316	-0.95	19,803,103	14,508,026	-26.74
HONG KONG	318,166	407,608	28.11	3,605,989	3,879,559	7.59
KOREA, REPUBLIC OF	256,071	340,063	32.80	1,509,931	1,732,092	14.71
TAIWAN	64,466	63,687	-1.21	135,808	124,793	-8.11
CHINA	649,858	522,626	-19.58	5,814,460	4,091,492	-29.63
MONGOLIA	1,065	0	-100.00	15,936	0	-100.00
PAPUA NEW GUINEA	1,752	530	-69.75	10,541	3,690	-64.99

TABEL 5. PERKEMBANGAN EKSPOR INDONESIA MENURUT KOMODITI DAN NEGARA TUJUAN

JENIS BARANG	BERAT BERSIH (KG)		PERUB	NILAI FOB (US \$)		PERUB
	JAN-SEP 2008	JAN-SEP 2009	%	JAN-SEP 2008	JAN-SEP 2009	%
	(1)	(2)	(3)	(4)	(5)	(6)
THAILAND	32,338	36,038	11.44	154,041	203,450	32.08
SINGAPORE	392,461	425,190	8.34	8,509,611	5,520,272	-35.13
PHILIPPINES	125,609	42,735	-65.98	337,195	269,936	-19.95
MALAYSIA	583,891	223,999	-61.64	4,448,377	1,640,415	-63.12
CAMBODIA	1,371	0	-100.00	56,754	0	-100.00
BRUNEI DARUSSALAM	7,865	2,066	-73.73	23,994	21,633	-9.84
VIET NAM	24,362	6,978	-71.36	283,758	57,498	-79.74
MALDIVES	3,729	791	-78.79	6,524	3,096	-52.54
INDIA	75,482	82,970	9.92	607,905	841,408	38.41
PAKISTAN	128,322	103,851	-19.07	385,027	272,736	-29.16
BANGLADESH	9,077	0	-100.00	5,525	0	-100.00
SRI LANKA	124,961	79,167	-36.65	123,079	74,125	-39.77
IRAN (ISLAMIC REPUBLIC OF)	16,291	10,886	-33.18	35,244	53,098	50.66
SAUDI ARABIA	371,955	257,897	-30.66	670,997	621,195	-7.42
ISRAEL	17,247	17,852	3.51	165,427	141,032	-14.75
KUWAIT	3,090	14,355	364.56	22,789	67,994	198.36
JORDAN	64,295	21,486	-66.58	153,040	88,350	-42.27
LEBANON	10,051	19,363	92.65	29,984	54,760	82.63
YEMEN	683	0	-100.00	1,920	0	-100.00
OMAN	300	0	-100.00	639	0	-100.00
SYRIA ARAB REPUBLIC	0	350	-	0	550	-
TURKEY	64,213	9,701	-84.89	489,053	61,155	-87.50
UNITED ARAB EMIRATES	196,380	184,051	-6.28	1,523,664	1,157,576	-24.03
QATAR	1,867	0	-100.00	18,091	0	-100.00
BAHRAIN	3,549	0	-100.00	6,937	0	-100.00
CYPRUS	3,112	1,326	-57.39	12,636	4,730	-62.57
EGYPT	23,252	15,779	-32.14	182,453	108,122	-40.74
MOROCCO	6,556	8,178	24.74	43,586	75,971	74.30
ALGERIA	70,173	29,471	-58.00	178,508	86,013	-51.82
SUDAN	35,856	36,593	2.06	139,929	230,629	64.82
ETHIOPIA	710	0	-100.00	7,560	0	-100.00
MADAGASCAR	0	2,993	-	0	1,110	-
KENYA	4,447	0	-100.00	39,640	0	-100.00
REUNION	3,970	826	-79.19	14,768	7,310	-50.50
GUINEA	0	836	-	0	9,877	-
ANGOLA	12,458	9,626	-22.73	11,380	6,338	-44.31
CAMEROON	0	28	-	0	36	-
NIGERIA	38,723	53,694	38.66	185,910	272,652	46.66
GABON	390	0	-100.00	170	0	-100.00
SENEGAL	0	443	-	0	410	-
BENIN	22,862	140	-99.39	118,811	192	-99.84
U.S. VIRGIN ISLANDS	0	89	-	0	825	-
SOUTH AFRICA	38,179	50,189	31.46	255,113	346,380	35.78
MAURITIUS	1,539	786	-48.93	46,589	12,970	-72.16
AUSTRALIA	932,976	933,993	0.11	4,910,425	6,522,176	32.82
NEW ZEALAND	163,861	107,841	-34.19	731,966	572,500	-21.79
NEW CALEDONIA	59	0	-100.00	857	0	-100.00
FIJI	1,338	2,325	73.77	7,676	9,746	26.97
EAST TIMOR	8,414	56,628	573.02	7,993	44,586	457.81
UNITED STATES	7,827,672	7,649,743	-2.27	69,015,434	61,950,683	-10.24
CANADA	472,764	482,977	2.16	3,667,923	3,731,787	1.74
MEXICO	933,521	689,629	-26.13	7,949,557	6,213,481	-21.84
GUATEMALA	5,889	0	-100.00	61,897	0	-100.00
PANAMA	21,456	53,834	150.90	221,522	459,452	107.41
CHILE	34,250	68,796	100.86	207,115	680,855	228.73
VENEZUELA	125,124	104,860	-16.20	1,146,757	1,021,910	-10.89
ARGENTINA	130,136	107,417	-17.46	1,085,639	892,333	-17.81
BRAZIL	786,339	459,181	-41.61	6,819,329	4,149,267	-39.15
COLOMBIA	36,019	34,884	-3.15	318,543	324,767	1.95
URUGUAY	1,021	0	-100.00	4,956	0	-100.00
PARAGUAY	3,341	0	-100.00	21,600	0	-100.00
ECUADOR	3,740	4,462	19.30	38,559	53,975	39.98
PERU	15,490	47,453	206.35	138,731	346,450	149.73
PUERTO RICO	0	96	-	0	200	-
EL SALVADOR	138,304	13,727	-90.07	163,580	138,162	-15.54
COSTA RICA	0	923	-	0	11,404	-
HAITI	0	8,964	-	0	24,032	-
FRENCH POLYNESIA	2,015	259	-87.15	28,346	288	-98.98
NETHERLANDS ANTILLES	0	5,922	-	0	110,889	-
UNITED KINGDOM	2,275,204	2,571,083	13.00	15,145,197	18,252,895	20.52
NETHERLANDS	693,926	689,998	-0.57	6,262,960	6,522,192	4.14
FRANCE	1,076,872	1,211,892	12.54	8,792,512	9,701,204	10.33
GERMANY, FED. REP. OF	1,109,687	1,305,159	17.62	11,969,070	14,012,645	17.07
AUSTRIA	65,518	71,640	9.34	845,850	664,828	-21.40

TABEL 5. PERKEMBANGAN EKSPOR INDONESIA MENURUT KOMODITI DAN NEGARA TUJUAN

JENIS BARANG	BERAT BERSIH (KG)		PERUB	NILAI FOB (US \$)		PERUB
	JAN-SEP 2008	JAN-SEP 2009	%	JAN-SEP 2008	JAN-SEP 2009	%
	(1)	(2)	(3)	(4)	(5)	(6)
BELGIUM	633,269	173,511	-72.60	6,040,780	2,018,736	-66.58
SWITZERLAND	73,459	90,661	23.42	497,691	678,062	36.24
DENMARK	108,203	118,500	9.52	1,062,773	1,079,547	1.58
NORWAY	18,051	23,239	28.74	161,957	178,603	10.28
SWEDEN	286,541	205,389	-28.32	2,250,307	1,335,756	-40.64
FINLAND	51,120	26,336	-48.48	294,238	314,658	6.94
IRELAND	52,734	27,552	-47.75	322,831	181,336	-43.83
ITALY	589,065	349,443	-40.68	5,540,211	3,142,973	-43.27
SPAIN	208,745	145,864	-30.12	1,979,399	1,475,686	-25.45
PORTUGAL	25,682	25,465	-0.84	385,901	363,258	-5.87
ICELAND	4,382	2,494	-43.09	59,760	34,011	-43.09
GREECE	83,749	141,146	68.53	781,691	1,245,894	59.38
ANDORRA	0	330	-	0	2,125	-
HUNGARY	36,943	16,645	-54.94	242,965	191,716	-21.09
POLAND	171,125	82,382	-51.86	1,472,257	813,685	-44.73
ROMANIA	19,802	8,582	-56.66	188,269	77,814	-58.67
BULGARIA	2,555	0	-100.00	23,519	0	-100.00
YUGOSLAVIA	6,129	1,678	-72.62	35,102	1,264	-96.40
BELARUS	8,837	1,291	-85.39	41,123	15,660	-61.92
KAZAKHSTAN	2,434	6,176	153.74	26,590	67,505	153.87
UKRAINE	54,173	10,970	-79.75	508,914	113,567	-77.68
UZBEKISTAN	173	0	-100.00	3,319	0	-100.00
LITHUANIA	3,377	64	-98.10	14,505	1,505	-89.62
LATVIA	1,856	5,534	198.17	23,554	53,841	128.59
ESTONIA	2,593	622	-76.01	26,284	6,000	-77.17
CROATIA	27,061	37,649	39.13	139,577	118,840	-14.86
MALTA	0	2,220	-	0	13,455	-
SLOVAKIA	5,303	3,743	-29.42	79,308	32,775	-58.67
SLOVENIA	4,971	14,515	191.99	19,694	87,007	341.79
CZECH REPUBLIC	374,337	157,022	-58.05	3,503,478	1,520,728	-56.59
RUSSIA FEDERATION	279,503	152,925	-45.29	2,739,993	1,568,272	-42.76
-PENA DAN PENSIL	7,486,336	6,216,461	-16.96	54,485,332	50,190,465	-7.88
JAPAN	254,739	87,302	-65.73	2,664,906	963,618	-63.84
HONG KONG	39,035	35,226	-9.76	402,373	353,352	-12.18
KOREA, REPUBLIC OF	41,181	30,251	-26.54	426,467	319,596	-25.06
TAIWAN	35,481	16,255	-54.19	324,435	169,731	-47.68
CHINA	58,360	42,195	-27.70	610,205	387,320	-36.53
PAPUA NEW GUINEA	115	0	-100.00	238	0	-100.00
THAILAND	157,054	194,039	23.55	1,567,072	1,947,831	24.30
SINGAPORE	115,744	97,807	-15.50	977,584	816,794	-16.45
PHILIPPINES	174,112	180,372	3.60	1,063,406	1,626,807	52.98
MALAYSIA	301,112	271,612	-9.80	2,945,256	2,773,941	-5.82
MYANMAR (FORM. BURMA)	12,399	0	-100.00	33,360	0	-100.00
CAMBODIA	405	0	-100.00	1,611	0	-100.00
BRUNEI DARUSSALAM	235	380	61.70	374	2,725	628.61
NEPAL	22	0	-100.00	151	0	-100.00
VIET NAM	10,966	38,557	251.60	111,713	247,235	121.31
MALDIVES	5,718	4,630	-19.03	8,573	45,341	428.88
INDIA	4,808	3,554	-26.08	61,132	37,258	-39.05
PAKISTAN	10,903	10,044	-7.88	82,301	77,849	-5.41
BANGLADESH	65,683	68,674	4.55	605,575	609,027	0.57
SRI LANKA	374	0	-100.00	3,114	0	-100.00
IRAN (ISLAMIC REPUBLIC OF)	336,773	214,891	-36.19	2,305,637	1,917,469	-16.84
SAUDI ARABIA	276,357	334,789	21.14	2,393,870	3,060,804	27.86
ISRAEL	0	125	-	0	938	-
KUWAIT	20,031	25,786	28.73	214,225	291,918	36.27
JORDAN	409	947	131.54	2,277	10,283	351.60
LEBANON	18,539	24,713	33.30	143,120	189,940	32.71
YEMEN	1	0	-100.00	4	0	-100.00
OMAN	14,296	21,427	49.88	143,479	233,632	62.83
SYRIA ARAB REPUBLIC	20,319	33,113	62.97	138,465	224,800	62.35
TURKEY	201,470	161,494	-19.84	1,317,970	1,111,147	-15.69
UNITED ARAB EMIRATES	93,369	106,948	14.54	828,872	1,060,783	27.98
QATAR	28,083	25,778	-8.21	304,763	256,035	-15.99
BAHRAIN	11,566	11,568	0.02	126,907	118,950	-6.27
EGYPT	270,280	168,930	-37.50	2,033,764	1,497,225	-26.38
LIBYAN ARAB JAMAHIRIYA	0	658	-	0	2,680	-
MOROCCO	8,125	21,500	164.62	73,190	205,070	180.19
ALGERIA	288	2,179	656.60	1,340	10,717	699.78
SUDAN	0	56	-	0	1,100	-
TOGO	0	38,500	-	0	17,504	-
COTE D'IVOIRE	58,642	141,937	142.04	34,023	68,239	100.57
SEYCHELLES	1,873	0	-100.00	4,250	0	-100.00

TABEL 5. PERKEMBANGAN EKSPOR INDONESIA MENURUT KOMODITI DAN NEGARA TUJUAN

JENIS BARANG	BERAT BERSIH (KG)		PERUB	NILAI FOB (US \$)		PERUB
	JAN-SEP 2008	JAN-SEP 2009	%	JAN-SEP 2008	JAN-SEP 2009	%
	(1)	(2)	(3)	(4)	(5)	(6)
SOUTH AFRICA	77,977	30,702	-60.63	309,034	138,370	-55.22
AUSTRALIA	392,938	315,345	-19.75	2,466,927	2,284,779	-7.38
NEW ZEALAND	35,306	12,510	-64.57	316,761	113,602	-64.14
COOK ISLANDS	1,266	0	-100.00	1,979	0	-100.00
FIJI	784	649	-17.22	5,841	3,394	-41.89
EAST TIMOR	15,921	40,486	154.29	13,547	39,887	194.43
UNITED STATES	2,525,966	1,701,614	-32.64	15,904,397	13,212,608	-16.92
CANADA	22,825	19,524	-14.46	356,948	362,715	1.62
MEXICO	388,381	358,566	-7.68	2,770,047	2,664,661	-3.80
GUATEMALA	9,188	0	-100.00	57,945	0	-100.00
PANAMA	0	1,903	-	0	3,492	-
CHILE	1,549	2,054	32.60	23,924	31,811	32.97
ARGENTINA	5,160	958	-81.43	64,065	10,899	-82.99
BRAZIL	6,035	29,065	381.61	48,730	224,943	361.61
COLOMBIA	167,068	296,604	77.53	1,094,330	2,160,365	97.41
ECUADOR	12,691	15,876	25.10	98,498	121,823	23.68
PUERTO RICO	0	462	-	0	3,384	-
EL SALVADOR	6,106	0	-100.00	39,285	0	-100.00
COSTA RICA	5,111	11,613	127.22	37,071	84,198	127.13
FRENCH POLYNESIA	73	0	-100.00	280	0	-100.00
UNITED KINGDOM	151,779	86,175	-43.22	1,318,244	710,621	-46.09
NETHERLANDS	396,509	338,348	-14.67	2,445,251	2,375,312	-2.86
FRANCE	61,836	27,174	-56.05	425,080	184,175	-56.67
GERMANY, FED. REP. OF	306,226	273,420	-10.71	2,341,925	2,081,955	-11.10
BELGIUM	807	751	-6.94	6,417	6,010	-6.34
SWITZERLAND	64	0	-100.00	341	0	-100.00
DENMARK	1,531	5,943	288.18	11,866	56,994	380.31
NORWAY	7,187	7,636	6.25	74,209	81,851	10.30
SWEDEN	74,391	65,605	-11.81	686,262	779,122	13.53
FINLAND	943	1,333	41.36	11,703	21,616	84.70
IRELAND	32,832	27,414	-16.50	407,649	333,897	-18.09
ITALY	39,140	58,022	48.24	455,040	670,075	47.26
SPAIN	52,620	24,470	-53.50	361,749	222,460	-38.50
PORTUGAL	962	4,503	368.09	4,011	20,718	416.53
HUNGARY	0	8,036	-	0	188,912	-
POLAND	22	0	-100.00	79	0	-100.00
KAZAKHSTAN	173	0	-100.00	804	0	-100.00
LATVIA	219	0	-100.00	5,702	0	-100.00
MALTA	858	707	-17.60	11,423	11,221	-1.77
CZECH REPUBLIC	35,025	32,756	-6.48	351,966	326,936	-7.11
-BATU SEMI PERMATA	23,414	7,694	-67.14	256,204	643,745	151.26
JAPAN	178	441	147.75	31,883	99,672	212.62
HONG KONG	15	0	-100.00	96,000	0	-100.00
TAIWAN	20,000	0	-100.00	10,000	0	-100.00
SINGAPORE	235	3	-98.72	11,322	468	-95.87
MALAYSIA	730	3,440	371.23	95,429	508,672	433.04
SEYCHELLES	4	0	-100.00	12	0	-100.00
SOUTH AFRICA	127	0	-100.00	353	0	-100.00
AUSTRALIA	0	1	-	0	4,491	-
NEW ZEALAND	39	0	-100.00	1,597	0	-100.00
UNITED STATES	19	2,802	14,647.37	1,879	17,268	819.00
CANADA	0	13	-	0	170	-
ARGENTINA	0	718	-	0	7,713	-
BRAZIL	303	21	-93.07	266	14	-94.74
FRENCH POLYNESIA	65	123	89.23	280	900	221.43
SAINT KITTS AND NEVIS	237	0	-100.00	354	0	-100.00
FRANCE	64	0	-100.00	135	0	-100.00
BELGIUM	145	0	-100.00	2,115	0	-100.00
ITALY	0	132	-	0	4,377	-
SPAIN	189	0	-100.00	1,366	0	-100.00
GREECE	417	0	-100.00	2,415	0	-100.00
HUNGARY	647	0	-100.00	798	0	-100.00
-KOPER, TAS, DOMPET PLASTIK/TI	5,137,860	5,032,188	-2.06	38,083,016	34,984,543	-8.14
JAPAN	718,744	613,297	-14.67	4,912,097	5,169,448	5.24
HONG KONG	105,560	66,926	-36.60	873,599	658,077	-24.67
KOREA, REPUBLIC OF	25,747	69,191	168.73	155,977	273,162	75.13
TAIWAN	8,551	26,103	205.26	44,890	129,812	189.18
CHINA	208,803	65,095	-68.82	1,757,456	1,020,843	-41.91
MACAU	40	0	-100.00	552	0	-100.00
PAPUA NEW GUINEA	3,696	77	-97.92	19,102	383	-97.99
THAILAND	45,910	38,274	-16.63	152,595	183,864	20.49
SINGAPORE	132,497	99,913	-24.59	1,476,465	1,069,262	-27.58

TABEL 5. PERKEMBANGAN EKSPOR INDONESIA MENURUT KOMODITI DAN NEGARA TUJUAN

JENIS BARANG	BERAT BERSIH (KG)		PERUB	NILAI FOB (US \$)		PERUB
	JAN-SEP 2008	JAN-SEP 2009	%	JAN-SEP 2008	JAN-SEP 2009	%
	(1)	(2)	(3)	(4)	(5)	(6)
PHILIPPINES	44,512	41,319	-7.17	624,828	623,041	-0.29
MALAYSIA	69,496	41,187	-40.73	404,223	399,632	-1.14
BRUNEI DARUSSALAM	3,771	3,731	-1.06	10,731	24,783	130.95
LAO PEOPLE'S DEMOCRATIC REPL	0	6	-	0	156	-
VIET NAM	516	2,454	375.58	1,110	16,707	1,405.14
MALDIVES	5,329	1,760	-66.97	30,051	7,334	-75.59
INDIA	66,424	61,316	-7.69	327,728	353,033	7.72
PAKISTAN	10,948	17,163	56.77	54,186	93,676	72.88
BANGLADESH	53,567	22,698	-57.63	151,917	62,108	-59.12
SRI LANKA	7,781	5,524	-29.01	12,646	11,576	-8.46
IRAN (ISLAMIC REPUBLIC OF)	1,385	479	-65.42	640	656	2.50
SAUDI ARABIA	46,079	76,358	65.71	183,240	305,524	66.73
ISRAEL	88	85	-3.41	180	1,491	728.33
KUWAIT	860	2,960	244.19	16,953	19,471	14.85
JORDAN	1,060	0	-100.00	9,185	0	-100.00
LEBANON	796	3,054	283.67	5,245	21,786	315.37
OMAN	134	34	-74.63	129	115	-10.85
SYRIA ARAB REPUBLIC	17	0	-100.00	96	0	-100.00
TURKEY	96	135	40.63	1,412	2,283	61.69
UNITED ARAB EMIRATES	388,798	367,513	-5.47	1,747,015	1,740,888	-0.35
QATAR	2,447	0	-100.00	13,379	0	-100.00
BAHRAIN	593	0	-100.00	3,692	0	-100.00
CYPRUS	0	1,643	-	0	4,613	-
MOROCCO	3,571	16,707	367.85	65,100	305,578	369.40
TUNISIA	0	645	-	0	11,487	-
NAMIBIA	32	1,334	4,068.75	292	923	216.10
ETHIOPIA	208	0	-100.00	165	0	-100.00
TANZANIA, UNITED REPUBLIC OF	34	0	-100.00	385	0	-100.00
MADAGASCAR	518	204	-60.62	1,279	1,762	37.76
KENYA	168	1,591	847.02	1,116	12,563	1,025.72
REUNION	8,530	2,412	-71.72	16,764	10,293	-38.60
MOZAMBIQUE	73	0	-100.00	485	0	-100.00
GHANA	0	4,313	-	0	19,079	-
GUINEA	15	0	-100.00	157	0	-100.00
ANGOLA	179	28	-84.36	47	32	-31.91
CAMEROON	30	0	-100.00	286	0	-100.00
GABON	339	66	-80.53	282	154	-45.39
COTE D'IVOIRE	0	42	-	0	66	-
SEYCHELLES	226	195	-13.72	7,562	6,750	-10.74
UGANDA	3	2	-33.33	24	276	1,050.00
SOUTH AFRICA	32,777	55,094	68.09	77,701	115,131	48.17
COMOROS	715	0	-100.00	2,711	0	-100.00
MAURITIUS	1,480	164	-88.92	8,523	3,016	-64.61
VIRGIN ISLANDS (BRITISH)	13	975	7,400.00	84	3,258	3,778.57
AUSTRALIA	98,715	136,211	37.98	815,816	912,686	11.87
NEW ZEALAND	12,452	10,872	-12.69	57,121	25,896	-54.66
MICRONESIA, FEDERATED STATES	19	0	-100.00	101	0	-100.00
GUAM	643	75	-88.34	4,657	1,030	-77.88
PALAU	12	0	-100.00	75	0	-100.00
NEW CALEDONIA	4,812	5,289	9.91	36,003	24,057	-33.18
SAINT VINCENT AND THE GRENAD	8	0	-100.00	30	0	-100.00
VANUATU	464	443	-4.53	1,354	608	-55.10
WALLIS AND FUTUNA ISLANDS	3,952	0	-100.00	5,263	0	-100.00
COOK ISLANDS	2,165	24	-98.89	27,992	785	-97.20
FIJI	3,220	1,109	-65.56	22,956	6,250	-72.77
EAST TIMOR	1,044	32,434	3,006.70	659	24,817	3,665.86
UNITED STATES	846,731	1,105,051	30.51	9,056,495	8,186,587	-9.61
CANADA	55,131	35,680	-35.28	237,295	212,001	-10.66
MEXICO	37,545	30,039	-19.99	219,127	252,687	15.32
GUATEMALA	0	16	-	0	56	-
NICARAGUA	0	16	-	0	60	-
PANAMA	32,109	29,548	-7.98	66,305	68,762	3.71
CHILE	16,475	2,861	-82.63	36,537	10,646	-70.86
VENEZUELA	0	107	-	0	390	-
ARGENTINA	17,447	10,965	-37.15	51,044	21,883	-57.13
BRAZIL	88,072	57,839	-34.33	199,156	142,668	-28.36
COLOMBIA	51	122	139.22	192	880	358.33
BOLIVIA	9	0	-100.00	100	0	-100.00
URUGUAY	5,590	1,874	-66.48	12,466	6,494	-47.91
PARAGUAY	8	13	62.50	29	36	24.14
ECUADOR	6,669	5,990	-10.18	13,508	12,909	-4.43
PERU	0	894	-	0	3,718	-
TRINIDAD AND TOBAGO	18	1,505	8,261.11	47	1,810	3,751.06
BAHAMAS	2,290	30	-98.69	1,896	80	-95.78

TABEL 5. PERKEMBANGAN EKSPOR INDONESIA MENURUT KOMODITI DAN NEGARA TUJUAN

JENIS BARANG	BERAT BERSIH (KG)		PERUB	NILAI FOB (US \$)		PERUB
	JAN-SEP 2008	JAN-SEP 2009	%	JAN-SEP 2008	JAN-SEP 2009	%
	(1)	(2)	(3)	(4)	(5)	(6)
JAMAICA	1,514	0	-100.00	3,224	0	-100.00
PUERTO RICO	4,431	396	-91.06	17,595	2,430	-86.19
BELIZE	770	0	-100.00	3,118	0	-100.00
DOMINICAN REPUBLIC	181	167	-7.73	200	347	73.50
COSTA RICA	2,695	345	-87.20	4,978	498	-90.00
BARBADOS	671	20	-97.02	929	832	-10.44
ARUBA	0	5,999	-	0	2,035	-
BERMUDA	482	1,766	266.39	2,206	6,556	197.19
DOMINICA	386	0	-100.00	1,386	0	-100.00
FRENCH POLYNESIA	5,646	1,684	-70.17	20,602	19,579	-4.97
GRENADA	112	0	-100.00	547	0	-100.00
MARTINIQUE	2,522	1,672	-33.70	8,707	6,240	-28.33
NETHERLANDS ANTILLES	783	874	11.62	7,472	13,416	79.55
SAIN'T LUCIA	688	258	-62.50	3,625	2,133	-41.16
TURKS AND CAICOS ISLANDS	855	116	-86.43	1,490	420	-71.81
GUADELOUPE	224	803	258.48	1,603	3,215	100.56
UNITED KINGDOM	205,810	237,356	15.33	1,058,717	1,270,826	20.03
NETHERLANDS	260,707	139,415	-46.52	4,928,291	2,013,299	-59.15
FRANCE	52,216	50,390	-3.50	208,225	272,461	30.85
GERMANY, FED. REP. OF	320,339	232,324	-27.48	1,814,313	1,584,346	-12.68
AUSTRIA	106	6,223	5,770.75	1,102	47,823	4,239.66
BELGIUM	318,068	828,174	160.38	1,058,616	4,386,748	314.39
SWITZERLAND	155,594	11,793	-92.42	885,475	59,841	-93.24
DENMARK	1,555	2,656	70.80	20,992	18,272	-12.96
NORWAY	2,280	1,898	-16.75	30,299	26,659	-12.01
SWEDEN	3,645	3,892	6.78	39,101	12,083	-69.10
FINLAND	6,865	525	-92.35	39,970	8,807	-77.97
IRELAND	2,773	336	-87.88	5,765	3,425	-40.59
ITALY	367,528	216,370	-41.13	2,934,017	1,967,705	-32.93
SPAIN	139,356	88,320	-36.62	702,800	543,014	-22.74
PORTUGAL	1,295	586	-54.75	5,188	3,588	-30.84
GREECE	15,966	12,184	-23.69	72,848	67,577	-7.24
HUNGARY	274	551	101.09	1,092	2,189	100.46
POLAND	4,763	2,233	-53.12	43,038	19,264	-55.24
ROMANIA	0	1	-	0	21	-
BULGARIA	1,592	0	-100.00	12,180	0	-100.00
YUGOSLAVIA	2,283	1	-99.96	160	1	-99.38
ALBANIA	117	0	-100.00	177	0	-100.00
UKRAINE	1	0	-100.00	5	0	-100.00
LATVIA	9,875	0	-100.00	52,251	0	-100.00
ESTONIA	266	0	-100.00	398	0	-100.00
CROATIA	1,307	182	-86.07	5,322	1,038	-80.50
SLOVENIA	11	952	8,554.55	783	2,374	203.19
CZECH REPUBLIC	193	157	-18.65	1,091	831	-23.83
RUSSIA FEDERATION	2,308	495	-78.55	42,612	12,762	-70.05
-BARANG DARI LOGAM MULIA	245,545	953,878	288.47	125,320,070	169,223,893	35.03
JAPAN	10,580	714,833	6,656.46	641,756	5,905,144	820.15
HONG KONG	9,569	4,821	-49.62	13,551,644	18,603,761	37.28
KOREA, REPUBLIC OF	771	1,221	58.37	325,166	352,776	8.49
TAIWAN	45	7	-84.44	12,739	938	-92.64
CHINA	74	64	-13.51	5,731	10,338	80.39
MACAU	5	0	-100.00	129	0	-100.00
PAPUA NEW GUINEA	492	0	-100.00	727	0	-100.00
THAILAND	2,531	2,153	-14.93	2,269,033	1,050,904	-53.68
SINGAPORE	126,616	131,713	4.03	18,012,694	74,000,983	310.83
PHILIPPINES	1	126	12,500.00	9,961	2,057	-79.35
MALAYSIA	285	164	-42.46	14,426	974,577	6,655.70
BRUNEI DARUSSALAM	71	3	-95.77	595	539	-9.41
MALDIVES	1,166	78	-93.31	55,342	53,676	-3.01
INDIA	528	19	-96.40	3,362	18,549	451.73
SRI LANKA	10	0	-100.00	2,088	0	-100.00
ISRAEL	0	1	-	0	2,500	-
JORDAN	100	0	-100.00	11,900	0	-100.00
LEBANON	0	11	-	0	91	-
TURKEY	2,451	1,104	-54.96	1,269,326	369,479	-70.89
UNITED ARAB EMIRATES	1,654	441	-73.34	34,777,269	9,075,565	-73.90
BAHRAIN	140	830	492.86	80,304	1,881	-97.66
CYPRUS	1,396	50	-96.42	32,810	38,440	17.16
MADAGASCAR	0	5	-	0	5,412	-
KENYA	0	337	-	0	2,754	-
REUNION	61	362	493.44	419	469	11.93
SEYCHELLES	433	10	-97.69	2,013	11	-99.45
SWAZILAND	1	0	-100.00	1,077	0	-100.00

TABEL 5. PERKEMBANGAN EKSPOR INDONESIA MENURUT KOMODITI DAN NEGARA TUJUAN

JENIS BARANG	BERAT BERSIH (KG)		PERUB	NILAI FOB (US \$)		PERUB
	JAN-SEP 2008	JAN-SEP 2009	%	JAN-SEP 2008	JAN-SEP 2009	%
	(1)	(2)	(3)	(4)	(5)	(6)
SOUTH AFRICA	1	1,735	173,400.00	77	9,262	11,928.57
MAURITIUS	0	313	-	0	977	-
AUSTRALIA	4,155	17,071	310.85	370,983	27,823,294	7,399.88
NEW ZEALAND	108	114	5.56	23,055	11,880	-48.47
GUAM	0	318	-	0	748	-
NEW CALEDONIA	83	21	-74.70	3,614	440	-87.83
SAINT VINCENT AND THE GRENAD	18	0	-100.00	72	0	-100.00
EAST TIMOR	0	3,159	-	0	4,483,714	-
UNITED STATES	36,304	28,669	-21.03	35,351,518	18,587,039	-47.42
CANADA	2,926	1,626	-44.43	347,564	336,804	-3.10
MEXICO	32	236	637.50	1,161	725	-37.55
CHILE	0	68	-	0	4,596	-
BRAZIL	843	130	-84.58	11,898	8,800	-26.04
PUERTO RICO	118	77	-34.75	52,092	8,915	-82.89
COSTA RICA	27	65	140.74	478	75	-84.31
BERMUDA	0	475	-	0	1,445	-
CAYMAN ISLANDS	27	12	-55.56	1,732	695	-59.87
MARTINIQUE	0	1,453	-	0	2,155	-
NETHERLANDS ANTILLES	2,621	27	-98.97	18,247	631	-96.54
GUADELOUPE	0	233	-	0	619	-
UNITED KINGDOM	3,493	4,451	27.43	731,050	962,462	31.65
NETHERLANDS	14,585	18,942	29.87	1,136,922	1,290,631	13.52
FRANCE	1,022	1,032	0.98	260,457	92,780	-64.38
GERMANY, FED. REP. OF	8,194	8,020	-2.12	3,928,634	1,295,422	-67.03
AUSTRIA	37	7	-81.08	33,019	3,775	-88.57
BELGIUM	131	163	24.43	16,585	7,128	-57.02
SWITZERLAND	378	303	-19.84	484,951	270,660	-44.19
DENMARK	344	253	-26.45	801,992	625,899	-21.96
NORWAY	536	240	-55.22	148,230	118,119	-20.31
SWEDEN	0	6	-	0	18,187	-
FINLAND	0	13	-	0	8,920	-
IRELAND	50	49	-2.00	2,815	1,061	-62.31
ITALY	8,468	4,709	-44.39	10,246,414	2,580,766	-74.81
SPAIN	1,505	681	-54.75	180,885	128,753	-28.82
PORTUGAL	2	30	1,400.00	2,069	33,704	1,529.00
ICELAND	24	7	-70.83	39,170	10,591	-72.96
GREECE	449	192	-57.24	21,040	7,332	-65.15
POLAND	10	0	-100.00	9	0	-100.00
CZECH REPUBLIC	59	11	-81.36	6,589	13,379	103.05
RUSSIA FEDERATION	15	614	3,993.33	16,237	666	-95.90
-PETI KEMAS	14,533,570	834,166	-94.26	17,609,238	3,550,870	-79.84
JAPAN	189,330	175,104	-7.51	351,402	303,538	-13.62
KOREA, REPUBLIC OF	185	0	-100.00	650	0	-100.00
TAIWAN	3,101,400	11,354	-99.63	4,524,000	2,215	-99.95
CHINA	16,460	0	-100.00	24,500	0	-100.00
PAPUA NEW GUINEA	0	9,200	-	0	11,500	-
THAILAND	48,059	38,791	-19.28	39,061	12,950	-66.85
SINGAPORE	1,471,275	369,393	-74.89	1,338,985	1,743,713	30.23
MALAYSIA	73,039	20,457	-71.99	62,634	56,981	-9.03
VIET NAM	22,400	42,898	91.51	10,136	29,900	194.99
INDIA	67,858	6,637	-90.22	430,000	156,075	-63.70
NIGERIA	3,500	0	-100.00	2,000	0	-100.00
MAURITANIA	68,000	83,219	22.38	394,485	975,826	147.37
AUSTRALIA	43,314	2,734	-93.69	273,809	16,388	-94.01
NEW ZEALAND	3,490	0	-100.00	50,000	0	-100.00
UNITED STATES	6,600,400	50,000	-99.24	6,992,600	96,345	-98.62
BERMUDA	2,200,000	0	-100.00	2,250,000	0	-100.00
UNITED KINGDOM	157	176	12.10	937	1,882	100.85
NETHERLANDS	125	0	-100.00	11,976	0	-100.00
GERMANY, FED. REP. OF	600,951	7,013	-98.83	833,510	31,175	-96.26
NORWAY	0	17,190	-	0	112,382	-
ITALY	129	0	-100.00	1,553	0	-100.00
PORTUGAL	23,498	0	-100.00	17,000	0	-100.00
-KOMPUTER DAN BAGIANNYA	26,534,279	27,937,891	5.29	569,860,134	678,683,922	19.10
JAPAN	1,955,304	955,055	-51.16	125,914,403	32,030,615	-74.56
HONG KONG	1,092,473	2,179,920	99.54	12,029,545	24,002,705	99.53
KOREA, REPUBLIC OF	280,462	205,740	-26.64	3,280,784	3,505,218	6.84
TAIWAN	324,942	264,340	-18.65	3,963,502	4,869,977	22.87
CHINA	5,284,761	3,006,336	-43.11	105,215,779	107,954,155	2.60
PAPUA NEW GUINEA	64	411	542.19	315	1,064	237.78
THAILAND	874,434	891,831	1.99	20,192,755	21,142,256	4.70
SINGAPORE	5,941,038	5,816,812	-2.09	139,479,209	167,662,887	20.21

TABEL 5. PERKEMBANGAN EKSPOR INDONESIA MENURUT KOMODITI DAN NEGARA TUJUAN

JENIS BARANG	BERAT BERSIH (KG)		PERUB	NILAI FOB (US \$)		PERUB
	JAN-SEP 2008	JAN-SEP 2009	%	JAN-SEP 2008	JAN-SEP 2009	%
	(1)	(2)	(3)	(4)	(5)	(6)
PHILIPPINES	391,972	798,162	103.63	6,277,143	24,329,913	287.60
MALAYSIA	1,031,796	982,279	-4.80	11,987,862	16,725,433	39.52
MYANMAR (FORM. BURMA)	384	0	-100.00	8,590	0	-100.00
CAMBODIA	33	0	-100.00	19	0	-100.00
BRUNEI DARUSSALAM	258	110	-57.36	11,093	4,086	-63.17
NEPAL	2,804	7,602	171.11	74,963	180,373	140.62
VIET NAM	57,041	384,388	573.88	592,729	5,770,903	873.62
MALDIVES	1,951	0	-100.00	2,785	0	-100.00
INDIA	854,662	1,612,370	88.66	10,171,186	20,845,546	104.95
PAKISTAN	0	28,910	-	0	581,124	-
BANGLADESH	2,164	21,147	877.22	45,000	449,110	898.02
SRI LANKA	5,982	8,428	40.89	15,157	198,894	1,212.23
IRAN (ISLAMIC REPUBLIC OF)	885	249,544	28,097.06	84,078	12,393,673	14,640.68
SAUDI ARABIA	84	21,139	25,065.48	507	623,159	122,811.05
ISRAEL	367	5,159	1,305.72	25,696	163,395	535.88
KUWAIT	3	0	-100.00	60	0	-100.00
LEBANON	95	35,097	36,844.21	72,097	916,698	1,171.48
YEMEN	100	11,868	11,768.00	21,893	122,844	461.11
SYRIA ARAB REPUBLIC	0	12,870	-	0	340,534	-
TURKEY	1	308,309	30,830,800.00	6	8,223,942	137,065,600.00
UNITED ARAB EMIRATES	767,045	2,162,165	181.88	8,341,264	45,597,859	446.65
QATAR	0	4,993	-	0	132,757	-
EGYPT	10,200	72,428	610.08	25,800	776,602	2,910.09
LIBYAN ARAB JAMAHIRIYA	0	93,384	-	0	1,039,781	-
MOROCCO	0	15,907	-	0	66,433	-
TUNISIA	0	24,041	-	0	691,054	-
ALGERIA	605	63,005	10,314.05	21,887	1,395,634	6,276.54
SUDAN	8,670	174,462	1,912.25	23,500	861,061	3,564.09
GHANA	0	3,069	-	0	103,224	-
GUINEA	0	2,033	-	0	3,240	-
ANGOLA	0	10,344	-	0	8,959	-
NIGERIA	7,413	7,437	0.32	25,955	98,423	279.21
SIERRA LEONE	0	210	-	0	5,511	-
BENIN	167	0	-100.00	148	0	-100.00
SEYCHELLES	6	0	-100.00	171	0	-100.00
SOUTH AFRICA	44,857	204,956	356.91	59,489	5,380,325	8,944.24
AUSTRALIA	126,863	589,849	364.95	3,906,175	15,963,665	308.68
NEW ZEALAND	3,044	61,663	1,925.72	90,149	1,618,369	1,695.22
FIJI	35	0	-100.00	7,728	0	-100.00
EAST TIMOR	69,541	538,211	673.95	164,230	455,291	177.23
UNITED STATES	2,402,568	2,125,920	-11.51	47,772,657	58,906,991	23.31
CANADA	1,782	91,177	5,016.55	107,903	2,699,422	2,401.71
MEXICO	163,442	197,269	20.70	2,129,134	3,988,981	87.35
PANAMA	412	8,695	2,010.44	14,921	278,927	1,769.36
CUBA	740	0	-100.00	66,995	0	-100.00
CHILE	54,583	24,662	-54.82	626,729	424,030	-32.34
VENEZUELA	0	14,925	-	0	382,287	-
ARGENTINA	4	43,123	1,077,975.00	174	974,929	560,204.02
BRAZIL	680,317	286,324	-57.91	4,379,816	3,120,228	-28.76
COLOMBIA	96,664	53,829	-44.31	1,169,550	842,572	-27.96
PARAGUAY	65	0	-100.00	1,885	0	-100.00
PERU	61,980	94,932	53.17	743,805	1,575,703	111.84
PUERTO RICO	4	0	-100.00	200	0	-100.00
BELIZE	85	0	-100.00	1,260	0	-100.00
DOMINICAN REPUBLIC	0	208	-	0	28,540	-
COSTA RICA	0	6,108	-	0	71,232	-
UNITED KINGDOM	19,609	70,548	259.77	636,653	1,968,081	209.13
NETHERLANDS	3,192,512	1,801,075	-43.58	43,344,175	40,203,644	-7.25
FRANCE	1,066	642	-39.77	36,382	22,599	-37.88
GERMANY, FED. REP. OF	120,275	692,868	476.07	2,590,526	19,653,095	658.65
AUSTRIA	83	14,184	16,989.16	3,912	523,890	13,291.87
BELGIUM	10,219	6,239	-38.95	210,718	207,230	-1.66
SWITZERLAND	959	139	-85.51	94,850	684	-99.28
DENMARK	71	16	-77.46	6,106	324	-94.69
NORWAY	147	22	-85.03	40,004	432	-98.92
SWEDEN	38,071	204	-99.46	57,562	7,878	-86.31
FINLAND	428,499	42,795	-90.01	6,176,695	641,902	-89.61
IRELAND	39,515	41,589	5.25	4,658,787	2,281,311	-51.03
ITALY	615	16,215	2,536.59	20,137	577,801	2,769.35
SPAIN	311	2,269	629.58	42,348	38,373	-9.39
PORTUGAL	527	3,283	522.96	3,344	7,000	109.33
GREECE	0	2,369	-	0	33,793	-
HUNGARY	3,259	4,775	46.52	102,029	107,327	5.19
POLAND	69,423	34,441	-50.39	2,548,030	2,428,177	-4.70
AZERBAIJAN	0	9,552	-	0	235,154	-
KAZAKHSTAN	9	139	1,444.44	687	11,833	1,622.42
UKRAINE	13	13	0.00	110	216	96.36

TABEL 5. PERKEMBANGAN EKSPOR INDONESIA MENURUT KOMODITI DAN NEGARA TUJUAN

JENIS BARANG	BERAT BERSIH (KG)		PERUB	NILAI FOB (US \$)		PERUB
	JAN-SEP 2008	JAN-SEP 2009	%	JAN-SEP 2008	JAN-SEP 2009	%
	(1)	(2)	(3)	(4)	(5)	(6)
UZBEKISTAN	0	2,172	-	0	48,528	-
GEORGIA	0	6,900	-	0	197,992	-
SLOVAKIA	968	161,927	16,628.00	22,361	4,999,704	22,259.04
SLOVENIA	0	1,800	-	0	48,724	-
CZECH REPUBLIC	88	238,521	270,946.59	1,513	3,906,754	258,112.43
RUSSIA FEDERATION	2,888	38	-98.68	114,524	942	-99.18
-KENDARAAN BERMOTOR RODA 2	6,401,336	4,577,163	-28.50	53,735,292	35,285,069	-34.34
JAPAN	74,904	63,713	-14.94	878,808	875,691	-0.35
HONG KONG	0	500	-	0	6,825	-
KOREA, REPUBLIC OF	389	300	-22.88	5,500	2,235	-59.36
TAIWAN	15,334	468	-96.95	106,494	6,552	-93.85
CHINA	0	44,685	-	0	89,300	-
PAPUA NEW GUINEA	444	1,040	134.23	425	400	-5.88
THAILAND	11,637	9,933	-14.64	143,069	132,172	-7.62
SINGAPORE	10,617	20,249	90.72	129,586	454,000	250.35
PHILIPPINES	4,992,497	2,809,801	-43.72	41,011,343	21,280,311	-48.11
MALAYSIA	60,564	24,032	-60.32	1,356,801	221,367	-83.68
BRUNEI DARUSSALAM	1,808	3,601	99.17	19,022	30,000	57.71
VIET NAM	5,490	148	-97.30	36,666	1,887	-94.85
MALDIVES	13,893	60,684	336.80	100,611	465,356	362.53
INDIA	20,459	59,623	191.43	164,478	188,994	14.91
PAKISTAN	7,292	2,431	-66.66	58,013	24,098	-58.46
SRI LANKA	0	1	-	0	36	-
UNITED ARAB EMIRATES	589	550	-6.62	1,095	1,800	64.38
CYPRUS	0	135	-	0	818	-
LIBYAN ARAB JAMAHIRIYA	0	330	-	0	2,700	-
MOROCCO	5,758	0	-100.00	45,696	0	-100.00
ALGERIA	5,500	0	-100.00	42,700	0	-100.00
TANZANIA, UNITED REPUBLIC OF	1,429	3,142	119.87	674	2,161	220.62
REUNION	199	0	-100.00	1,669	0	-100.00
TOGO	12,000	68,715	472.63	28,080	314,714	1,020.78
SENEGAL	2,880	0	-100.00	25,512	0	-100.00
BENIN	0	1,940	-	0	1,960	-
BURKINA FASO	17,280	34,680	100.69	122,400	244,309	99.60
GAMBIA	0	4,183	-	0	3,345	-
DJIBOUTI	0	2,640	-	0	20,784	-
SOUTH AFRICA	580	0	-100.00	4,800	0	-100.00
MAURITIUS	0	339	-	0	2,448	-
AUSTRALIA	24,389	17,310	-29.03	71,981	62,962	-12.53
NEW ZEALAND	16,246	16,955	4.36	152,940	173,312	13.32
NORTHERN MARIANA ISLANDS	0	200	-	0	1,250	-
COOK ISLANDS	640	240	-62.50	1,000	1,898	89.80
EAST TIMOR	218,981	393,829	79.85	2,747,245	3,787,054	37.85
UNITED STATES	5,900	53,895	813.47	43,807	440,423	905.37
CANADA	5,236	494	-90.57	11,546	1,585	-86.27
MEXICO	36,640	0	-100.00	381,646	0	-100.00
HONDURAS	130	36,720	28,146.15	1,463	386,856	26,342.65
ARGENTINA	0	240	-	0	1,992	-
BRAZIL	550	177	-67.82	4,382	2,491	-43.15
COLOMBIA	407,031	301,599	-25.90	2,338,031	1,704,316	-27.10
BOLIVIA	23,562	47,964	103.57	264,600	414,960	56.83
PERU	0	192,070	-	0	1,357,420	-
BERMUDA	18,478	17,336	-6.18	183,384	137,848	-24.83
NETHERLANDS ANTILLES	0	312	-	0	1,320	-
UNITED KINGDOM	7,732	985	-87.26	40,330	4,037	-89.99
NETHERLANDS	13,056	14,092	7.94	40,391	34,274	-15.14
FRANCE	9,112	13,873	52.25	42,556	24,015	-43.57
GERMANY, FED. REP. OF	12,624	28,391	124.90	11,690	61,373	425.00
AUSTRIA	280	1,428	410.00	839	2,889	244.34
BELGIUM	23,468	14,678	-37.46	57,261	26,455	-53.80
SWITZERLAND	270	1,700	529.63	1,988	1,997	0.45
DENMARK	0	838	-	0	2,455	-
NORWAY	400	1,671	317.75	2,000	1,695	-15.25
SWEDEN	5,803	0	-100.00	22,034	0	-100.00
FINLAND	573	10,258	1,690.23	6,127	35,278	475.78
IRELAND	100	400	300.00	412	1,805	338.11
ITALY	265,687	169,978	-36.02	2,980,712	1,977,053	-33.67
SPAIN	11,375	2,269	-80.05	22,151	3,841	-82.66
PORTUGAL	0	15,975	-	0	247,150	-
GREECE	8,493	0	-100.00	8,717	0	-100.00
SLOVENIA	0	3,273	-	0	10,002	-
CZECH REPUBLIC	23,037	0	-100.00	12,617	0	-100.00
RUSSIA FEDERATION	0	150	-	0	800	-
-KENDARAAN BERMOTOR RODA 4	145,733,397	67,530,514	-53.66	1,008,505,488	481,201,509	-52.29
JAPAN	14,107,672	7,821,764	-44.56	109,507,319	68,455,767	-37.49

TABEL 5. PERKEMBANGAN EKSPOR INDONESIA MENURUT KOMODITI DAN NEGARA TUJUAN

JENIS BARANG	BERAT BERSIH (KG)		PERUB	NILAI FOB (US \$)		PERUB
	JAN-SEP 2008	JAN-SEP 2009	%	JAN-SEP 2008	JAN-SEP 2009	%
	(1)	(2)	(3)	(4)	(5)	(6)
HONG KONG	35,160	7,977	-77.31	330,706	146,254	-55.78
KOREA, REPUBLIC OF	0	89	-	0	226	-
TAIWAN	1,569,111	888,145	-43.40	8,961,423	6,197,097	-30.85
CHINA	0	6,398	-	0	52,324	-
PAPUA NEW GUINEA	9,050	294,240	3,151.27	56,452	3,602,314	6,281.20
THAILAND	12,441,824	2,873,201	-76.91	74,187,657	21,014,551	-71.67
SINGAPORE	1,971,026	1,580,964	-19.79	6,178,520	3,780,519	-38.81
PHILIPPINES	10,944,848	11,489,685	4.98	69,159,345	82,147,765	18.78
MALAYSIA	18,242,258	8,647,637	-52.60	140,462,285	60,261,681	-57.10
MYANMAR (FORM. BURMA)	2,308,688	256,950	-88.87	8,119,333	2,309,400	-71.56
CAMBODIA	14,730	0	-100.00	92,958	0	-100.00
BRUNEI DARUSSALAM	1,247,469	965,799	-22.58	8,160,468	6,595,446	-19.18
NEPAL	27,075	0	-100.00	143,843	0	-100.00
VIET NAM	5,087,492	185,589	-96.35	29,097,267	2,235,766	-92.32
INDIA	376	23,011	6,019.95	17,110	224,906	1,214.47
PAKISTAN	509,506	277,800	-45.48	2,958,018	2,723,584	-7.93
BANGLADESH	186,370	175,950	-5.59	1,092,908	1,104,996	1.11
SRI LANKA	223,485	25,360	-88.65	1,130,277	129,296	-88.56
SAUDI ARABIA	29,658,324	10,180,716	-65.67	203,050,564	79,160,917	-61.01
KUWAIT	1,074,469	649,201	-39.58	8,193,541	5,771,654	-29.56
JORDAN	208,283	35,691	-82.86	1,356,397	219,485	-83.82
LEBANON	1,691,051	1,023,134	-39.50	10,762,404	6,488,080	-39.72
YEMEN	500,971	577,837	15.34	2,458,896	3,421,792	39.16
OMAN	5,718,509	1,394,646	-75.61	51,040,437	12,853,536	-74.82
SYRIA ARAB REPUBLIC	369,625	350,366	-5.21	2,420,815	2,286,138	-5.56
UNITED ARAB EMIRATES	8,435,602	2,424,395	-71.26	86,336,834	24,847,403	-71.22
QATAR	623,962	381,691	-38.83	5,159,542	3,718,943	-27.92
BAHRAIN	691,381	196,158	-71.63	5,895,708	1,938,182	-67.13
EGYPT	2,466,332	1,663,426	-32.55	14,598,926	12,555,534	-14.00
LIBYAN ARAB JAMAHIRIYA	43,296	0	-100.00	297,189	0	-100.00
MOROCCO	298,154	128,225	-56.99	1,665,490	798,485	-52.06
ALGERIA	34,015	125,889	270.10	301,401	1,257,907	317.35
SUDAN	275,047	16,080	-94.15	3,258,124	169,057	-94.81
TANZANIA, UNITED REPUBLIC OF	1,113,498	0	-100.00	2,818,622	0	-100.00
MADAGASCAR	66,099	27,114	-58.98	360,802	149,778	-58.49
KENYA	51,824	31,269	-39.66	279,716	175,768	-37.16
MOZAMBIQUE	141,766	25,346	-82.12	685,431	129,435	-81.12
GHANA	83,982	12,574	-85.03	450,610	90,140	-80.00
ANGOLA	346,370	470,532	35.85	1,992,412	2,828,316	41.95
CONGO	0	24,847	-	0	40,281	-
NIGERIA	1,103,801	367,888	-66.67	6,164,961	2,571,438	-58.29
GABON	68,312	40,759	-40.33	607,210	407,988	-32.81
SEYCHELLES	6,534	15,809	141.95	49,399	119,107	141.11
SOUTH AFRICA	8,036,366	4,342,153	-45.97	39,834,564	20,908,202	-47.51
MAURITIUS	49,117	15,255	-68.94	271,708	86,202	-68.27
AUSTRALIA	1,640,573	432,526	-73.64	19,951,202	3,356,095	-83.18
NEW ZEALAND	195,050	47,000	-75.90	1,271,770	327,000	-74.29
SAINT VINCENT AND THE GRENAD	15,289	22,518	47.28	86,534	140,607	62.49
VANUATU	32,424	21,668	-33.17	159,843	142,777	-10.68
FIJI	21,850	66,620	204.90	145,977	359,538	146.30
MARSHALL ISLANDS	3,558	1,340	-62.34	20,544	9,013	-56.13
SOLOMON ISLANDS	20,888	14,225	-31.90	77,084	383,357	397.32
EAST TIMOR	316,290	1,868,879	490.88	1,929,771	5,862,061	203.77
UNITED STATES	134,690	96,361	-28.46	970,409	649,257	-33.09
CANADA	2,000	0	-100.00	7,000	0	-100.00
MEXICO	4,565,366	2,556,049	-44.01	25,628,462	12,540,130	-51.07
GUATEMALA	108,514	108,524	0.01	651,027	620,217	-4.73
HONDURAS	41,640	97,419	133.96	226,705	572,756	152.64
NICARAGUA	104,320	45,624	-56.27	683,639	278,381	-59.28
PANAMA	184,368	226,841	23.04	1,021,106	1,445,886	41.60
SURINAME	9,670	15,398	59.23	33,800	120,975	257.91
CHILE	2,217,909	683,186	-69.20	12,753,587	3,891,828	-69.48
VENEZUELA	2,005,346	0	-100.00	16,699,781	0	-100.00
ARGENTINA	15,279	38,142	149.64	155,714	358,197	130.04
PARAGUAY	16,380	6,300	-61.54	146,515	62,480	-57.36
PERU	99,345	11,999	-87.92	889,952	127,915	-85.63
GUYANA	5,195	0	-100.00	32,706	0	-100.00
TRINIDAD AND TOBAGO	131,382	83,080	-36.76	854,878	592,940	-30.64
BAHAMAS	19,667	4,700	-76.10	114,066	28,784	-74.77
JAMAICA	70,677	61,882	-12.44	466,283	452,460	-2.96
PUERTO RICO	125,666	85,170	-32.23	746,270	524,093	-29.77
DOMINICAN REPUBLIC	254,092	0	-100.00	2,343,278	0	-100.00
EL SALVADOR	59,588	19,500	-67.28	491,491	119,967	-75.59
COSTA RICA	175,645	0	-100.00	944,785	0	-100.00
HAITI	37,349	0	-100.00	323,176	0	-100.00
BARBADOS	156,625	86,209	-44.96	979,146	583,748	-40.38
ANTIGUA AND BARBUDA	0	8,040	-	0	58,620	-

TABEL 5. PERKEMBANGAN EKSPOR INDONESIA MENURUT KOMODITI DAN NEGARA TUJUAN

JENIS BARANG	BERAT BERSIH (KG)		PERUB	NILAI FOB (US \$)		PERUB
	JAN-SEP 2008	JAN-SEP 2009	%	JAN-SEP 2008	JAN-SEP 2009	%
	(1)	(2)	(3)	(4)	(5)	(6)
ARUBA	31,725	13,980	-55.93	175,692	84,018	-52.18
BERMUDA	22,288	59,462	166.79	132,719	410,448	209.26
DOMINICA	40,264	52,875	31.32	245,069	303,637	23.90
FRENCH POLYNESIA	133,453	94,538	-29.16	590,965	420,138	-28.91
GRENADA	9,214	7,874	-14.54	59,016	56,046	-5.03
NETHERLANDS ANTILLES	52,054	5,360	-89.70	284,134	32,700	-88.49
SAINT LUCIA	54,581	41,273	-24.38	341,937	288,660	-15.58
SAINT KITTS AND NEVIS	28,835	10,060	-65.11	173,222	67,912	-60.79
UNITED KINGDOM	31,893	12,551	-60.65	112,169	23,130	-79.38
NETHERLANDS	0	8,252	-	0	8,700	-
FRANCE	3,571	0	-100.00	49,802	0	-100.00
GERMANY, FED. REP. OF	213,189	24,231	-88.63	4,348,209	76,000	-98.25
AUSTRIA	0	696	-	0	6,565	-
BELGIUM	163,331	377,007	130.82	915,123	1,549,209	69.29
GIBRALTAR	0	22,300	-	0	150,000	-
DENMARK	0	590	-	0	3,200	-
SWEDEN	29,132	0	-100.00	138,864	0	-100.00
ITALY	39,280	19,602	-50.10	155,274	69,904	-54.98
PORTUGAL	0	9,477	-	0	52,500	-
DEMOCRATIC REPUBLIC OF THE C	9,813	19,626	100.00	7,000	14,000	100.00
SLOVENIA	1,309	0	-100.00	2,200	0	-100.00
-SUKU CADANG MESIN	96,435,713	40,257,146	-58.25	866,038,989	622,524,746	-28.12
JAPAN	28,017,290	8,049,760	-71.27	67,875,195	37,702,778	-44.45
HONG KONG	44,344	123,795	179.17	2,221,698	4,194,604	88.80
KOREA, REPUBLIC OF	6,931,291	1,566,217	-77.40	9,261,065	2,960,037	-68.04
TAIWAN	243,086	38,196	-84.29	662,420	962,035	45.23
CHINA	2,907,487	885,648	-69.54	10,646,190	16,800,965	57.81
MONGOLIA	13,786	0	-100.00	50,447	0	-100.00
PAPUA NEW GUINEA	155,185	5,878	-96.21	899,733	239,049	-73.43
THAILAND	19,588,276	5,316,789	-72.86	36,999,392	15,346,206	-58.52
SINGAPORE	16,361,862	13,735,217	-16.05	580,566,902	430,175,658	-25.90
PHILIPPINES	439,824	582,292	32.39	11,336,083	10,825,044	-4.51
MALAYSIA	3,942,331	1,096,653	-72.18	30,478,386	11,293,147	-62.95
MYANMAR (FORM. BURMA)	91	940	932.97	4,509	13,884	207.92
CAMBODIA	8,129	135	-98.34	13,454	53,869	300.39
BRUNEI DARUSSALAM	10,585	27,936	163.92	143,669	564,887	293.19
LAO PEOPLE'S DEMOCRATIC REPL	34,821	9,304	-73.28	119,048	97,927	-17.74
NEPAL	0	39	-	0	2,245	-
VIET NAM	898,118	1,307,279	45.56	5,655,609	4,872,749	-13.84
INDIA	2,180,294	1,710,989	-21.52	5,730,762	6,889,314	20.22
PAKISTAN	5,056	3,942	-22.03	37,679	53,178	41.13
BANGLADESH	4,200	0	-100.00	537,600	0	-100.00
SRI LANKA	56	24	-57.14	8,890	11,918	34.06
IRAQ	0	3,044	-	0	59,032	-
IRAN (ISLAMIC REPUBLIC OF)	91,782	8,885	-90.32	466,041	48,527	-89.59
SAUDI ARABIA	359,912	190,886	-46.96	1,151,410	1,650,065	43.31
ISRAEL	165	1,731	949.09	20,728	50,747	144.82
KUWAIT	200	2,524	1,162.00	3,509	48,957	1,295.18
JORDAN	0	5	-	0	82	-
LEBANON	0	4,353	-	0	37,401	-
YEMEN	0	240	-	0	49,000	-
OMAN	77,645	1,270	-98.36	303,089	63,349	-79.10
SYRIA ARAB REPUBLIC	16,214	0	-100.00	104,564	0	-100.00
TURKEY	5,151	36,423	607.11	46,665	247,987	431.42
UNITED ARAB EMIRATES	927,912	804,588	-13.29	4,595,971	3,093,298	-32.70
QATAR	391	3,564	811.51	61,210	32,475	-46.94
EGYPT	4,121	1,756	-57.39	226,056	87,606	-61.25
LIBYAN ARAB JAMAHIRIYA	13,117	150	-98.86	90,527	16,461	-81.82
MOROCCO	3,227	127,600	3,854.14	17,898	1,207,584	6,647.03
ALGERIA	256	145	-43.36	7,462	1,563	-79.05
SUDAN	61,810	0	-100.00	296,074	0	-100.00
ERITREA	0	4,973	-	0	84,835	-
TANZANIA, UNITED REPUBLIC OF	0	80	-	0	22,053	-
KENYA	0	10,367	-	0	323,140	-
GUINEA	312	0	-100.00	90,025	0	-100.00
ANGOLA	492	1,680	241.46	28,269	130,979	363.33
CONGO	0	5,971	-	0	282,981	-
NIGERIA	11,041	30,278	174.23	175,485	212,454	21.07
GABON	0	217	-	0	5,820	-
UGANDA	0	194	-	0	12,619	-
SOUTH AFRICA	229,886	288,009	25.28	932,746	2,459,500	163.68
ZAMBIA	18,000	0	-100.00	702,247	0	-100.00
AUSTRALIA	1,020,648	908,832	-10.96	7,608,818	12,912,702	69.71
NEW ZEALAND	20,557	15,133	-26.39	182,320	291,552	59.91
MARSHALL ISLANDS	35	0	-100.00	2,000	0	-100.00
EAST TIMOR	5,532	24,551	343.80	25,222	23,809	-5.60

TABEL 5. PERKEMBANGAN EKSPOR INDONESIA MENURUT KOMODITI DAN NEGARA TUJUAN

JENIS BARANG	BERAT BERSIH (KG)		PERUB	NILAI FOB (US \$)		PERUB
	JAN-SEP 2008	JAN-SEP 2009	%	JAN-SEP 2008	JAN-SEP 2009	%
	(1)	(2)	(3)	(4)	(5)	(6)
UNITED STATES	3,196,150	1,097,863	-65.65	29,231,464	18,582,481	-36.43
CANADA	524,153	184,591	-64.78	1,395,967	803,689	-42.43
MEXICO	42,747	14,283	-66.59	1,417,832	1,267,497	-10.60
PANAMA	353	1,631	362.04	13,507	37,413	176.99
CHILE	248,152	1,343	-99.46	876,746	7,624	-99.13
VENEZUELA	372	10	-97.31	28,761	1,386	-95.18
ARGENTINA	29,820	5,472	-81.65	172,560	118,647	-31.24
BRAZIL	3,165,671	611,759	-80.68	11,460,685	2,232,960	-80.52
COLOMBIA	55	88	60.00	9,969	18,621	86.79
BOLIVIA	0	31	-	0	515	-
ECUADOR	2,317	0	-100.00	90,408	0	-100.00
PERU	347	31	-91.07	27,410	2,193	-92.00
TRINIDAD AND TOBAGO	0	6,854	-	0	18,993	-
PUERTO RICO	3	0	-100.00	150	0	-100.00
BELIZE	11,399	0	-100.00	64,012	0	-100.00
DOMINICAN REPUBLIC	0	10	-	0	1,058	-
UNITED KINGDOM	2,881,832	702,179	-75.63	23,503,072	26,749,963	13.81
NETHERLANDS	366,584	102,366	-72.08	8,798,770	1,493,732	-83.02
FRANCE	100,714	46,223	-54.10	2,255,963	372,492	-83.49
GERMANY, FED. REP. OF	477,266	71,932	-84.93	2,833,757	979,070	-65.45
AUSTRIA	0	1,641	-	0	18,688	-
BELGIUM	631,807	233,968	-62.97	2,572,564	1,023,843	-60.20
SWITZERLAND	306	474	54.90	20,691	5,277	-74.50
DENMARK	0	197	-	0	17,894	-
NORWAY	1,942	1,646	-15.24	153,999	94,184	-38.84
SWEDEN	914	335	-63.35	45,100	33,161	-26.47
FINLAND	12	102,725	855,941.67	6,970	423,688	5,978.74
IRELAND	17,680	8,986	-49.17	255,740	159,906	-37.47
ITALY	75,127	4,762	-93.66	260,590	373,755	43.43
SPAIN	130	2,122	1,532.31	6,311	33,813	435.78
PORTUGAL	3	399	13,200.00	217	855	294.01
GREECE	326	3	-99.08	18,723	35	-99.81
HUNGARY	146	3,632	2,387.67	3,972	32,239	711.66
AZERBAIJAN	17	1,520	8,841.18	1,834	77,795	4,141.82
KAZAKHSTAN	232	7,069	2,946.98	23,328	40,280	72.67
UKRAINE	107	1,002	836.45	3,159	23,090	630.93
LATVIA	8	0	-100.00	1,280	0	-100.00
SLOVAKIA	0	78,833	-	0	476,579	-
CZECH REPUBLIC	317	1,867	488.96	4,285	97,352	2,171.93
RUSSIA FEDERATION	4,186	20,817	397.30	92,126	387,906	321.06
-SUKU CADANG KENDARAAN	148,770,422	98,912,618	-33.51	1,031,873,215	671,203,561	-34.95
JAPAN	35,574,108	23,345,094	-34.38	208,581,881	109,585,267	-47.46
HONG KONG	81,248	72,063	-11.30	928,762	704,220	-24.18
KOREA, REPUBLIC OF	171,253	94,182	-45.00	1,462,576	637,272	-56.43
TAIWAN	2,569,171	2,039,690	-20.61	23,716,033	21,150,797	-10.82
CHINA	2,832,322	585,112	-79.34	23,901,607	3,271,506	-86.31
MONGOLIA	0	1,168	-	0	61,049	-
PAPUA NEW GUINEA	17,980	7,940	-55.84	112,323	43,003	-61.71
THAILAND	20,048,086	16,694,571	-16.73	182,989,176	152,764,893	-16.52
SINGAPORE	20,551,392	9,872,183	-51.96	125,045,763	62,299,828	-50.18
PHILIPPINES	9,192,543	6,772,150	-26.33	52,274,350	44,478,335	-14.91
MALAYSIA	16,878,210	12,416,687	-26.43	101,661,172	85,215,712	-16.18
MYANMAR (FORM. BURMA)	3,835	8,000	108.60	29,188	12,800	-56.15
CAMBODIA	3,210	8,315	159.03	21,801	48,414	122.07
BRUNEI DARUSSALAM	6,905	1,863	-73.02	55,131	18,729	-66.03
LAO PEOPLE'S DEMOCRATIC REPL	4,903	0	-100.00	42,565	0	-100.00
NEPAL	184	0	-100.00	1,014	0	-100.00
VIET NAM	6,077,122	3,916,880	-35.55	41,320,520	24,953,853	-39.61
MALDIVES	639	317	-50.39	820	986	20.24
INDIA	1,798,734	893,260	-50.34	15,061,068	7,992,427	-46.93
PAKISTAN	1,885,809	1,071,127	-43.20	8,370,747	4,844,157	-42.13
BANGLADESH	214,684	283,627	32.11	488,771	640,561	31.06
SRI LANKA	120,177	91,074	-24.22	335,011	263,745	-21.27
AFGHANISTAN	0	297	-	0	1,454	-
IRAN (ISLAMIC REPUBLIC OF)	953,486	152,045	-84.05	2,980,082	575,784	-80.68
SAUDI ARABIA	129,107	395,439	206.29	1,033,506	1,223,203	18.35
ISRAEL	48,309	104,754	116.84	326,458	444,646	36.20
KUWAIT	48,820	55,868	14.44	169,944	204,485	20.32
JORDAN	43,781	31,859	-27.23	142,663	110,678	-22.42
LEBANON	32,380	29,918	-7.60	141,131	134,564	-4.65
YEMEN	21,567	78,506	264.01	139,668	226,606	62.25
OMAN	158,741	178,588	12.50	251,742	331,766	31.79
SYRIA ARAB REPUBLIC	13,844	10,974	-20.73	50,056	48,048	-4.01
TURKEY	1,529,962	219,319	-85.67	17,452,244	1,977,978	-88.67
UNITED ARAB EMIRATES	1,309,905	628,287	-52.04	2,438,522	1,522,524	-37.56
QATAR	7,421	6,338	-14.59	73,272	85,006	16.01

TABEL 5. PERKEMBANGAN EKSPOR INDONESIA MENURUT KOMODITI DAN NEGARA TUJUAN

JENIS BARANG	BERAT BERSIH (KG)		PERUB	NILAI FOB (US \$)		PERUB
	JAN-SEP 2008	JAN-SEP 2009	%	JAN-SEP 2008	JAN-SEP 2009	%
	(1)	(2)	(3)	(4)	(5)	(6)
BAHRAIN	1,378	7,137	417.92	18,028	26,663	47.90
CYPRUS	21,302	18,206	-14.53	205,255	156,559	-23.72
EGYPT	589,606	475,090	-19.42	2,557,694	1,819,124	-28.88
LIBYAN ARAB JAMAHIRIYA	18,024	99	-99.45	47,695	1,519	-96.82
MOROCCO	17,375	23,073	32.79	48,444	64,709	33.57
TUNISIA	56,264	55,481	-1.39	120,953	125,925	4.11
ALGERIA	15,850	0	-100.00	41,514	0	-100.00
SUDAN	0	450	-	0	230,058	-
TANZANIA, UNITED REPUBLIC OF	0	398	-	0	365	-
KENYA	3,427	0	-100.00	39,057	0	-100.00
GHANA	4,296	829	-80.70	32,138	17,278	-46.24
ANGOLA	3,944	0	-100.00	51,377	0	-100.00
CONGO	57	129	126.32	561	854	52.23
CAMEROON	295	81	-72.54	2,678	877	-67.25
NIGERIA	20,167	21,467	6.45	55,538	86,082	55.00
COTE D'IVOIRE	0	101	-	0	480	-
MAURITANIA	27,916	0	-100.00	53,976	0	-100.00
U.S. VIRGIN ISLANDS	23	0	-100.00	769	0	-100.00
SEYCHELLES	41	0	-100.00	198	0	-100.00
UGANDA	0	900	-	0	51,323	-
SOUTH AFRICA	2,022,962	456,712	-77.42	18,619,007	3,981,224	-78.62
ZIMBABWE	4,292	0	-100.00	6,000	0	-100.00
MAURITIUS	12	0	-100.00	30	0	-100.00
RWANDA	1,787	0	-100.00	12,500	0	-100.00
VIRGIN ISLANDS (BRITISH)	0	14	-	0	261	-
AUSTRALIA	653,114	478,030	-26.81	6,484,426	4,384,914	-32.38
NEW ZEALAND	6,569	15,383	134.18	81,166	159,928	97.04
SAINT VINCENT AND THE GRENAD	4,588	261	-94.31	26,061	3,548	-86.39
VANUATU	0	804	-	0	10,874	-
FIJI	2,234	3,334	49.24	13,268	18,386	38.57
MARSHALL ISLANDS	177	0	-100.00	650	0	-100.00
EAST TIMOR	211,131	817,445	287.17	255,378	1,069,382	318.74
UNITED STATES	6,142,286	4,630,379	-24.61	49,366,350	36,694,384	-25.67
CANADA	143,238	159,381	11.27	1,014,175	1,238,059	22.08
MEXICO	308,491	437,073	41.68	4,149,227	3,602,843	-13.17
GUATEMALA	2,677	2,099	-21.59	22,712	26,875	18.33
HONDURAS	77,428	75,211	-2.86	259,617	271,852	4.71
NICARAGUA	3,025	2,781	-8.07	30,216	25,522	-15.53
PANAMA	1,211	97,668	7,965.07	11,647	47,173	305.02
CHILE	47,732	25,631	-46.30	240,488	118,481	-50.73
VENEZUELA	36,955	26,439	-28.46	257,858	175,385	-31.98
ARGENTINA	623,341	461,303	-26.00	4,518,013	3,197,027	-29.24
BRAZIL	3,467,194	3,828,858	10.43	45,581,905	54,171,239	18.84
COLOMBIA	99,727	26,708	-73.22	239,279	78,659	-67.13
BOLIVIA	0	2,517	-	0	36,973	-
ECUADOR	0	34	-	0	523	-
PERU	112,406	52,058	-53.69	243,367	139,085	-42.85
GUYANA	0	95	-	0	1,466	-
TRINIDAD AND TOBAGO	4,545	3,604	-20.70	34,785	33,779	-2.89
BAHAMAS	288	0	-100.00	4,277	0	-100.00
JAMAICA	537	1,004	86.96	6,272	13,379	113.31
PUERTO RICO	32,781	29,529	-9.92	228,065	224,080	-1.75
BELIZE	3	0	-100.00	36	0	-100.00
DOMINICAN REPUBLIC	18,992	12,779	-32.71	86,103	83,288	-3.27
EL SALVADOR	1,736	208	-88.02	12,764	1,612	-87.37
COSTA RICA	2,741	3,556	29.73	25,467	36,157	41.98
HAITI	40	0	-100.00	510	0	-100.00
BARBADOS	4,110	4,223	2.75	31,510	51,796	64.38
ANTIGUA AND BARBUDA	489	1,096	124.13	5,804	8,414	44.97
ARUBA	368	648	76.09	3,380	3,987	17.96
BERMUDA	1,361	779	-42.76	15,209	7,519	-50.56
CAYMAN ISLANDS	14	49	250.00	201	581	189.05
DOMINICA	754	1,499	98.81	10,704	15,259	42.55
FRENCH POLYNESIA	0	149	-	0	1,176	-
GRENADA	692	428	-38.15	4,893	4,849	-0.90
NETHERLANDS ANTILLES	461	1,040	125.60	3,796	8,202	116.07
SAINT LUCIA	0	837	-	0	10,603	-
GUADELOUPE	0	312	-	0	2,107	-
SAINT KITTS AND NEVIS	0	14	-	0	676	-
UNITED KINGDOM	3,766,744	810,918	-78.47	47,539,170	7,490,270	-84.24
NETHERLANDS	1,567,436	1,178,086	-24.84	6,957,156	5,377,119	-22.71
FRANCE	7,482	734	-90.19	43,677	2,326	-94.67
GERMANY, FED. REP. OF	1,332,735	1,986,989	49.09	7,464,258	8,178,544	9.57
AUSTRIA	18,946	1,394	-92.64	97,173	18,297	-81.17
BELGIUM	123,447	86,383	-30.02	915,277	648,764	-29.12
SWITZERLAND	10,094	939	-90.70	54,151	5,265	-90.28
DENMARK	79,774	16,487	-79.33	442,041	84,635	-80.85

TABEL 5. PERKEMBANGAN EKSPOR INDONESIA MENURUT KOMODITI DAN NEGARA TUJUAN

JENIS BARANG	BERAT BERSIH (KG)		PERUB	NILAI FOB (US \$)		PERUB
	JAN-SEP 2008	JAN-SEP 2009	%	JAN-SEP 2008	JAN-SEP 2009	%
	(1)	(2)	(3)	(4)	(5)	(6)
NORWAY	204,526	46,249	-77.39	1,128,676	268,470	-76.21
SWEDEN	681,881	361,063	-47.05	3,591,993	2,010,313	-44.03
FINLAND	419,672	108,202	-74.22	2,194,060	607,429	-72.31
IRELAND	10,931	0	-100.00	57,523	0	-100.00
ITALY	952,976	414,964	-56.46	3,631,227	1,957,317	-46.10
SPAIN	311,551	46,088	-85.21	2,073,666	282,820	-86.36
PORTUGAL	111,074	67,433	-39.29	349,408	270,563	-22.57
GREECE	153,958	184,536	19.86	916,187	945,058	3.15
DEMOCRATIC REPUBLIC OF THE C	60,733	0	-100.00	132,474	0	-100.00
HUNGARY	1,238,221	824,675	-33.40	5,281,141	2,888,027	-45.31
POLAND	332,984	299,938	-9.92	1,096,062	1,098,527	0.22
ROMANIA	281	0	-100.00	20,126	0	-100.00
BULGARIA	96,811	40,681	-57.98	253,947	98,657	-61.15
UKRAINE	1,622	3,915	141.37	16,579	38,404	131.64
LITHUANIA	2,432	22,430	822.29	8,121	118,300	1,356.72
ESTONIA	11,810	0	-100.00	74,060	0	-100.00
MALTA	9,849	0	-100.00	69,860	0	-100.00
SLOVAKIA	8,096	0	-100.00	22,779	0	-100.00
CZECH REPUBLIC	0	36,208	-	0	142,536	-
RUSSIA FEDERATION	102,064	41,398	-59.44	659,865	254,281	-61.46
-UBI KAYU OLAHAN	64,443,135	38,413,164	-40.39	11,754,075	5,613,106	-52.25
JAPAN	634	0	-100.00	188	0	-100.00
HONG KONG	1,614	1,563	-3.16	866	5,374	520.55
KOREA, REPUBLIC OF	9,871,796	15,285,070	54.84	1,937,936	2,018,664	4.17
TAIWAN	1,595,731	208,278	-86.95	316,625	48,588	-84.65
CHINA	52,374,385	22,568,318	-56.91	8,718,679	3,111,217	-64.32
PAPUA NEW GUINEA	0	3,325	-	0	525	-
SINGAPORE	49,906	11,972	-76.01	27,510	31,305	13.79
PHILIPPINES	9,286	1,348	-85.48	7,961	2,702	-66.06
MALAYSIA	345,040	209,616	-39.25	243,783	78,924	-67.63
BRUNEI DARUSSALAM	6,586	11,927	81.10	20,668	33,072	60.02
MALDIVES	0	21	-	0	48	-
SAUDI ARABIA	1,495	1,172	-21.61	2,098	1,331	-36.56
KUWAIT	0	1,305	-	0	4,509	-
QATAR	0	1,310	-	0	4,571	-
AUSTRALIA	1,674	4,093	144.50	3,399	10,076	196.44
VANUATU	200	0	-100.00	432	0	-100.00
UNITED STATES	49,752	53,854	8.24	162,598	152,283	-6.34
UNITED KINGDOM	126,135	47,253	-62.54	295,829	103,700	-64.95
NETHERLANDS	6,585	2,739	-58.41	12,313	6,217	-49.51
BELGIUM	2,316	0	-100.00	3,190	0	-100.00
-INDUSTRI LAINNYA	2,760,609,654	1,461,548,922	-47.06	4,420,509,950	3,780,074,435	-14.49
JAPAN	104,693,137	86,110,165	-17.75	441,886,375	443,818,684	0.44
HONG KONG	12,673,473	10,716,172	-15.44	44,571,641	53,550,061	20.14
KOREA, DEMOCRATIC PEOPLE'S R	175	249	42.29	2,277	3,716	63.20
KOREA, REPUBLIC OF	130,878,066	171,362,199	30.93	142,354,838	170,516,146	19.78
TAIWAN	77,803,657	37,671,876	-51.58	58,695,646	45,440,472	-22.58
CHINA	1,022,538,002	66,859,210	-93.46	166,820,315	91,944,550	-44.88
MONGOLIA	282,307	100,910	-64.26	760,675	318,455	-58.14
MACAU	4,030,586	650,982	-83.85	675,697	122,128	-81.93
PAPUA NEW GUINEA	3,520,654	10,580,524	200.53	6,305,751	9,642,932	52.92
THAILAND	78,005,478	60,254,379	-22.76	248,299,482	171,715,975	-30.84
SINGAPORE	135,219,032	155,049,795	14.67	650,173,842	751,701,861	15.62
PHILIPPINES	37,114,810	65,709,379	77.04	88,092,991	86,527,323	-1.78
MALAYSIA	145,955,486	112,796,274	-22.72	235,414,934	190,510,571	-19.07
MYANMAR (FORM. BURMA)	5,673,775	4,579,150	-19.29	5,826,012	3,832,864	-34.21
CAMBODIA	1,263,308	941,508	-25.47	3,097,848	2,439,972	-21.24
BRUNEI DARUSSALAM	2,746,089	2,170,289	-20.97	3,672,700	2,456,227	-33.12
LAO PEOPLE'S DEMOCRATIC REPL	195,228	56,600	-71.01	759,385	1,383,713	82.21
NEPAL	225,824	416,973	84.65	367,326	1,142,553	211.05
BHUTAN	0	923	-	0	3,674	-
VIET NAM	40,069,634	40,205,707	0.34	107,105,714	82,383,828	-23.08
MALDIVES	3,363,106	1,920,750	-42.89	3,243,807	1,687,126	-47.99
INDIA	44,994,380	48,102,431	6.91	77,414,517	78,637,783	1.58
PAKISTAN	14,219,845	23,960,575	68.50	12,783,161	18,374,061	43.74
BANGLADESH	25,453,071	13,394,612	-47.38	22,495,801	15,378,982	-31.64
SRI LANKA	6,457,248	4,372,680	-32.28	18,429,595	9,252,782	-49.79
AFGHANISTAN	920	1,039,220	112,858.70	8,204	323,810	3,846.98
IRAQ	17,525,072	9,006,895	-48.61	85,294,332	19,887,364	-76.68
IRAN (ISLAMIC REPUBLIC OF)	2,997,486	2,051,187	-31.57	3,899,105	5,627,936	44.34
SAUDI ARABIA	25,217,506	19,070,673	-24.38	30,617,729	33,397,920	9.08
ISRAEL	479,497	541,856	13.01	1,100,091	2,070,142	88.18
KUWAIT	2,220,902	4,070,105	83.26	2,543,123	4,603,475	81.02
JORDAN	1,357,435	1,238,681	-8.75	4,218,071	2,368,490	-43.85
LEBANON	697,138	859,348	23.27	1,311,233	2,055,973	56.80

TABEL 5. PERKEMBANGAN EKSPOR INDONESIA MENURUT KOMODITI DAN NEGARA TUJUAN

JENIS BARANG	BERAT BERSIH (KG)		PERUB	NILAI FOB (US \$)		PERUB
	JAN-SEP 2008	JAN-SEP 2009	%	JAN-SEP 2008	JAN-SEP 2009	%
	(1)	(2)	(3)	(4)	(5)	(6)
YEMEN	298,783	658,570	120.42	1,465,939	1,655,105	12.90
OMAN	299,916	357,673	19.26	1,622,828	1,209,050	-25.50
SYRIA ARAB REPUBLIC	472,786	858,105	81.50	1,428,764	2,345,458	64.16
TURKEY	6,636,882	5,611,239	-15.45	11,151,420	8,724,357	-21.76
UNITED ARAB EMIRATES	36,282,047	18,037,804	-50.28	46,480,073	39,156,680	-15.76
QATAR	3,448,555	3,139,201	-8.97	2,548,437	2,901,150	13.84
BAHRAIN	8,719,294	1,849,490	-78.79	4,020,949	923,625	-77.03
CYPRUS	196,242	210,911	7.47	507,868	553,559	9.00
EGYPT	3,012,078	3,948,614	31.09	4,184,785	11,448,954	173.59
LIBYAN ARAB JAMAHIRIYA	675,401	1,004,525	48.73	2,558,058	2,163,791	-15.41
MOROCCO	182,392	2,440,093	1,237.83	636,557	8,894,077	1,297.22
TUNISIA	1,572,283	2,034,223	29.38	4,798,712	6,490,988	35.27
ALGERIA	2,829,511	6,543,885	131.27	10,921,449	13,219,795	21.04
SUDAN	552,947	467,090	-15.53	3,293,117	1,736,803	-47.26
ERITREA	36,900	116,100	214.63	38,950	135,450	247.75
NAMIBIA	71,604	28,090	-60.77	24,953	14,474	-41.99
ETHIOPIA	5,970	322,953	5,309.60	46,098	720,861	1,463.76
TANZANIA, UNITED REPUBLIC OF	589,456	758,449	28.67	2,456,749	3,054,095	24.31
MADAGASCAR	405,368	275,619	-32.01	927,568	324,030	-65.07
SOMALIA	16,599	0	-100.00	134,975	0	-100.00
KENYA	3,528,856	1,490,622	-57.76	6,539,866	7,640,497	16.83
REUNION	342,062	789,473	130.80	441,082	677,379	53.57
MOZAMBIQUE	1,140,072	550,014	-51.76	2,141,108	484,522	-77.37
BOTSWANA	23	20,098	87,282.61	78	83,650	107,143.59
EQUATORIAL GUINEA	8,411	56,447	571.11	13,443	141,796	954.79
TOGO	258,776	150,420	-41.87	578,150	283,322	-51.00
GHANA	7,827,130	6,269,270	-19.90	11,577,411	10,276,099	-11.24
LIBERIA	120,229	14,321	-88.09	338,834	104,630	-69.12
GUINEA	730,198	460,628	-36.92	1,338,595	675,529	-49.53
ANGOLA	1,225,023	2,184,222	78.30	1,473,530	6,846,033	364.60
CONGO	142,396	110,182	-22.62	418,708	191,394	-54.29
CAMEROON	280,798	363,273	29.37	1,167,058	1,465,142	25.54
NIGERIA	10,589,525	7,356,191	-30.53	17,817,182	12,897,472	-27.61
SIERRA LEONE	38,890	73,543	89.11	76,055	189,211	148.78
GABON	86,714	132,338	52.61	514,923	652,977	26.81
COTE D'IVOIRE	700,130	2,459,856	251.34	3,432,288	1,744,151	-49.18
SENEGAL	702,137	478,182	-31.90	1,465,559	1,544,739	5.40
MAURITANIA	2,198	220,488	9,931.30	20,764	912,084	4,292.62
MALI	3,012	13,295	341.40	11,975	137,841	1,051.07
BENIN	536,295	256,277	-52.21	926,239	554,297	-40.16
BURKINA FASO	26,257	13,056	-50.28	182,264	106,876	-41.36
GAMBIA	22,675	12,012	-47.03	69,921	24,779	-64.56
U.S. VIRGIN ISLANDS	21,129	0	-100.00	11,375	0	-100.00
SEYCHELLES	236,279	169,479	-28.27	275,568	329,517	19.58
UGANDA	313,382	158,572	-49.40	1,454,175	795,885	-45.27
CENTRAL AFRICAN REPUBLIC	0	72,121	-	0	32,536	-
NIGER	36,985	6,238	-83.13	152,876	48,737	-68.12
CHAD	10,075	5,934	-41.10	48,136	24,872	-48.33
DJIBOUTI	211,038	268,867	27.40	145,045	497,509	243.00
SAO TOME AND PRINCIPE	25,939	12,911	-50.23	34,751	30,540	-12.12
SWAZILAND	46,699	67,940	45.48	246,382	373,869	51.74
SOUTH AFRICA	9,726,188	5,773,409	-40.64	15,856,295	10,991,849	-30.68
ZIMBABWE	4,214	7,506	78.12	24,376	25,792	5.81
ZAMBIA	23,940	40,538	69.33	92,516	243,955	163.69
MALAWI	115,917	0	-100.00	155,953	0	-100.00
COMOROS	11,984	7,110	-40.67	55,480	248,425	347.77
BURUNDI	0	93,099	-	0	554,286	-
MAURITIUS	502,846	249,135	-50.46	627,662	606,608	-3.35
RWANDA	40,010	578	-98.56	247,679	13,334	-94.62
VIRGIN ISLANDS (BRITISH)	3,158	117,293	3,614.15	4,379	47,140	976.50
AUSTRALIA	47,332,582	38,094,936	-19.52	115,420,789	120,287,694	4.22
NEW ZEALAND	7,559,311	5,312,792	-29.72	15,314,939	10,702,653	-30.12
MICRONESIA, FEDERATED STATES	60,785	1,894	-96.88	81,599	2,557	-96.87
GUAM	69,311	8,027	-88.42	157,640	12,271	-92.22
PALAU	475	147	-69.05	966	2,926	202.90
NEW CALEDONIA	326,675	442,416	35.43	566,861	381,582	-32.69
NORTHERN MARIANA ISLANDS	0	2,052	-	0	6,196	-
SAINT VINCENT AND THE GRENAD	17,690	731	-95.87	19,403	933	-95.19
VANUATU	52,699	222,183	321.61	112,753	560,736	397.31
WALLIS AND FUTUNA ISLANDS	9,218	3,097	-66.40	15,474	5,646	-63.51
AMERICAN SAMOA	15,779	121	-99.23	21,529	754	-96.50
COOK ISLANDS	12,652	31,848	151.72	73,062	55,333	-24.27
FIJI	1,155,996	363,512	-68.55	776,950	479,200	-38.32
KIRIBATI	9,598	2,164	-77.45	14,064	9,732	-30.80
MARSHALL ISLANDS	11,441	0	-100.00	12,775	0	-100.00
SAMOA	45,112	63,310	40.34	48,222	69,016	43.12
SOLOMON ISLANDS	85,748	69,065	-19.46	158,766	75,506	-52.44

TABEL 5. PERKEMBANGAN EKSPOR INDONESIA MENURUT KOMODITI DAN NEGARA TUJUAN

JENIS BARANG	BERAT BERSIH (KG)		PERUB	NILAI FOB (US \$)		PERUB
	JAN-SEP 2008	JAN-SEP 2009	%	JAN-SEP 2008	JAN-SEP 2009	%
	(1)	(2)	(3)	(4)	(5)	(6)
TONGA	306,167	100,255	-67.25	322,022	266,108	-17.36
TUVALU	19,093	4,620	-75.80	41,108	12,350	-69.96
TOKELAU	374	0	-100.00	4,299	0	-100.00
EAST TIMOR	7,557,221	14,732,403	94.94	7,571,528	16,464,883	117.46
UNITED STATES	332,522,070	82,342,109	-75.24	778,069,924	445,716,000	-42.72
CANADA	12,117,943	2,397,924	-80.21	37,069,737	15,163,911	-59.09
MEXICO	1,690,240	2,767,929	63.76	12,890,898	16,544,269	28.34
GUATEMALA	5,717	78,934	1,280.69	46,659	340,120	628.95
HONDURAS	103,116	68,231	-33.83	105,569	237,357	124.84
NICARAGUA	1,221	351	-71.25	2,340	713	-69.53
PANAMA	225,295	2,112,332	837.58	1,646,601	2,989,927	81.58
CUBA	180,800	0	-100.00	151,128	0	-100.00
SURINAME	40,610	70,060	72.52	251,087	217,674	-13.31
CHILE	3,689,199	3,334,825	-9.61	10,483,664	9,757,687	-6.92
VENEZUELA	3,043,996	1,729,771	-43.17	2,376,888	773,795	-67.45
ARGENTINA	2,613,792	1,232,184	-52.86	19,538,687	7,227,032	-63.01
BRAZIL	3,958,399	3,176,356	-19.76	14,021,848	14,617,190	4.25
COLOMBIA	12,502,557	295,975	-97.63	12,725,318	762,735	-94.01
BOLIVIA	35,300,161	53,622	-99.85	38,879,919	248,835	-99.36
URUGUAY	13,638	27,260	99.88	57,191	122,628	114.42
PARAGUAY	75,262	68,038	-9.60	303,732	305,902	0.71
ECUADOR	954,265	1,014,065	6.27	2,258,336	2,464,980	9.15
PERU	2,273,401	1,258,703	-44.63	1,861,797	3,884,175	108.63
GUYANA	37,444	44,611	19.14	100,977	131,168	29.90
TRINIDAD AND TOBAGO	90,885	141,947	56.18	383,227	502,954	31.24
BAHAMAS	117,241	3,830	-96.73	144,820	6,497	-95.51
JAMAICA	17,207	51,905	201.65	31,711	52,841	66.63
PUERTO RICO	87,847	47,210	-46.26	103,753	61,871	-40.37
BELIZE	4,586	2,433	-46.95	22,700	7,362	-67.57
DOMINICAN REPUBLIC	154,678	319,101	106.30	677,379	1,033,260	52.54
EL SALVADOR	55,087	97,216	76.48	280,703	385,050	37.17
COSTA RICA	852,862	722,229	-15.32	1,099,446	1,322,902	20.32
HAITI	88,220	147,857	67.60	108,280	161,231	48.90
BARBADOS	231,462	80,854	-65.07	296,220	34,210	-88.45
ANTIGUA AND BARBUDA	2,145	1,584	-26.15	12,676	8,703	-31.34
ANGUILLA	3,043	3,991	31.15	3,430	13,489	293.27
ARUBA	5,141	3,973	-22.72	10,638	10,509	-1.21
BERMUDA	1,949	2,441	25.24	9,325	8,457	-9.31
CAPE VERDE	0	78,132	-	0	96,582	-
CAYMAN ISLANDS	43,915	20,825	-52.58	13,597	10,568	-22.28
DOMINICA	10,415	30,845	196.16	51,273	116,312	126.85
FRENCH GUIANA	13,541	19,404	43.30	22,232	51,299	130.74
FRENCH POLYNESIA	518,865	848,164	63.47	745,222	564,472	-24.25
GREENLAND	3,564	0	-100.00	39,322	0	-100.00
GRENADA	19,691	0	-100.00	16,117	0	-100.00
MARTINIQUE	14,490	42,113	190.63	41,062	100,871	145.66
NETHERLANDS ANTILLES	317,637	66,794	-78.97	998,838	96,978	-90.29
SAINT LUCIA	6,365	3,361	-47.20	14,991	27,141	81.05
TURKS AND CAICOS ISLANDS	48,922	1,332	-97.28	26,560	4,234	-84.06
GUADELOUPE	111,040	111,755	0.64	154,957	124,144	-19.88
SAINT KITTS AND NEVIS	6,058	1,495	-75.32	24,567	21,858	-11.03
UNITED KINGDOM	7,341,344	4,422,709	-39.76	57,724,657	31,388,598	-45.62
NETHERLANDS	93,206,793	123,547,241	32.55	273,530,760	204,859,707	-25.11
FRANCE	10,002,957	9,674,192	-3.29	24,644,528	26,262,334	6.56
GERMANY, FED. REP. OF	20,248,222	22,775,665	12.48	99,068,544	134,668,746	35.93
AUSTRIA	722,147	413,572	-42.73	4,788,492	4,218,906	-11.89
BELGIUM	16,843,639	12,229,707	-27.39	77,965,779	65,117,171	-16.48
SWITZERLAND	382,977	304,656	-20.45	2,853,130	2,330,981	-18.30
LUXEMBOURG	1,163	9,693	733.45	88,354	78,179	-11.52
MONACO	289	0	-100.00	3,113	0	-100.00
DENMARK	1,607,567	1,375,259	-14.45	7,031,457	7,201,025	2.41
NORWAY	23,417,963	11,430,276	-51.19	5,636,155	3,636,083	-35.49
SWEDEN	1,793,990	714,968	-60.15	8,090,975	5,516,204	-31.82
FINLAND	2,272,493	1,383,991	-39.10	25,351,589	16,984,895	-33.00
IRELAND	91,934	23,769	-74.15	1,439,452	317,342	-77.95
ITALY	12,113,402	40,900,327	237.65	44,272,347	63,096,859	42.52
SPAIN	17,057,456	17,360,337	1.78	21,674,264	17,222,496	-20.54
PORTUGAL	456,076	1,605,814	252.09	2,655,819	9,699,971	265.23
ICELAND	22,527	718	-96.81	14,808	15,099	1.97
GREECE	3,141,731	3,629,632	15.53	7,358,265	7,987,660	8.55
ANDORRA	4,771	0	-100.00	45,167	0	-100.00
LIECHTENSTEIN	670	171	-74.48	638	10,166	1,493.42
DEMOCRATIC REPUBLIC OF THE C	208,213	434,881	108.86	522,679	1,945,668	272.25
HUNGARY	345,583	289,810	-16.14	1,684,030	1,142,125	-32.18
POLAND	1,864,790	2,832,491	51.89	10,157,226	7,614,402	-25.03
ROMANIA	7,620,535	107,160	-98.59	8,747,620	473,350	-94.59
BULGARIA	137,577	284,286	106.64	446,367	1,050,505	135.35

TABEL 5. PERKEMBANGAN EKSPOR INDONESIA MENURUT KOMODITI DAN NEGARA TUJUAN

JENIS BARANG	BERAT BERSIH (KG)		PERUB	NILAI FOB (US \$)		PERUB
	JAN-SEP 2008	JAN-SEP 2009	%	JAN-SEP 2008	JAN-SEP 2009	%
	(1)	(2)	(3)	(4)	(5)	(6)
YUGOSLAVIA	5,080	48,623	857.15	28,894	187,151	547.72
ALBANIA	337	30,480	8,944.51	507	106,243	20,855.23
ARMENIA	1,127	1	-99.91	3,365	449	-86.66
AZERBAIJAN	12,085	4,652	-61.51	116,758	54,992	-52.90
BELARUS	7,178	7,026	-2.12	60,778	111,296	83.12
KAZAKHSTAN	92,171	1,895,752	1,956.78	537,528	6,199,670	1,053.37
KYRGYZSTAN	12,902	12,917	0.12	72,542	69,404	-4.33
MOLDOVA, REPUBLIC OF	5,985	0	-100.00	20,344	0	-100.00
TAJIKISTAN	0	103,390	-	0	343,094	-
TURKMENISTAN	5,072	0	-100.00	17,788	0	-100.00
UKRAINE	587,069	739,499	25.96	2,389,567	2,420,706	1.30
LITHUANIA	77,086	70,516	-8.52	281,977	165,916	-41.16
LATVIA	123,161	21,466	-82.57	976,320	382,257	-60.85
ESTONIA	780,364	545,110	-30.15	483,843	237,298	-50.96
GEORGIA	1,193,937	60,535	-94.93	1,881,905	65,890	-96.50
CROATIA	155,166	197,644	27.38	582,339	711,594	22.20
BOSNIA AND HERZEGOVINA	233	4,197	1,701.29	1,104	49,032	4,341.30
MALTA	76,895	60,143	-21.79	179,609	140,749	-21.64
SLOVAKIA	68,166	64,557	-5.29	963,928	2,130,242	121.00
SLOVENIA	43,571	120,746	177.12	295,028	339,329	15.02
CZECH REPUBLIC	187,896	124,826	-33.57	1,150,393	545,129	-52.61
SOUTH GEORGIA AND THE SOUTH REP. OF MACEDONIA	3,041	0	-100.00	2,599	0	-100.00
RUSSIA FEDERATION	0	9,059	-	0	31,186	-
	3,621,483	2,246,965	-37.95	8,288,376	5,925,242	-28.51
BIJI TEMBAGA	1,096,004,960	1,767,735,691	61.29	2,515,017,785	3,609,720,013	43.53
JAPAN	464,732,889	712,736,324	53.36	1,073,737,935	1,441,864,844	34.28
KOREA, REPUBLIC OF	219,651,559	302,301,493	37.63	476,532,392	583,930,018	22.54
CHINA	11,622,645	66,031,034	468.12	27,643,733	131,366,058	375.21
SINGAPORE	65,135	10,720,986	16,359.64	20,460	12,290,993	59,973.28
PHILIPPINES	103,922,969	125,301,598	20.57	246,997,895	238,287,858	-3.53
MALAYSIA	100,000	0	-100.00	12,840	0	-100.00
INDIA	74,556,612	229,025,581	207.18	180,276,104	506,529,146	180.97
GERMANY, FED. REP. OF	0	21,981,028	-	0	35,982,236	-
SPAIN	221,353,151	299,637,647	35.37	509,796,426	659,468,860	29.36
BIJI NIKEL	9,369,440,324	6,397,948,453	-31.71	472,742,875	173,282,780	-63.35
JAPAN	1,426,333,296	988,693,900	-30.68	142,973,459	44,807,176	-68.66
HONG KONG	20,000	279,733,039	1,398,565.20	600	4,001,115	666,752.50
CHINA	6,090,571,296	4,349,336,985	-28.59	217,149,221	87,375,373	-59.76
THAILAND	0	33,600,000	-	0	504,000	-
SINGAPORE	4	3	-25.00	7	6	-14.29
MALAYSIA	50,000,000	0	-100.00	875,000	0	-100.00
AUSTRALIA	401,831,813	0	-100.00	14,357,718	0	-100.00
UNITED STATES	6,000	0	-100.00	400	0	-100.00
CANADA	29,241	0	-100.00	6,200	0	-100.00
UNITED KINGDOM	12,450,000	138,226,000	1,010.25	694,087	6,123,985	782.31
FRANCE	25,450	0	-100.00	1,664	0	-100.00
BELGIUM	22,324	0	-100.00	24,643	0	-100.00
SWITZERLAND	243,086,000	0	-100.00	16,795,667	0	-100.00
GREECE	242,934,900	217,712,526	-10.38	18,852,283	6,780,482	-64.03
UKRAINE	902,130,000	390,646,000	-56.70	61,011,926	23,690,643	-61.17
BAUKSIT	13,734,612,257	9,575,147,301	-30.28	169,507,464	165,865,626	-2.15
JAPAN	440,879,180	116,455,000	-73.59	8,067,317	2,548,870	-68.40
KOREA, REPUBLIC OF	42,175	0	-100.00	2,404	0	-100.00
TAIWAN	34,900,000	33,000,000	-5.44	383,900	430,501	12.14
CHINA	13,258,790,902	9,307,992,301	-29.80	161,053,843	161,564,655	0.32
SINGAPORE	0	117,700,000	-	0	1,321,600	-
BIJI TIMAH/TIN	563,745	2,543	-99.55	19,237	59,793	210.82
HONG KONG	0	700	-	0	170	-
SINGAPORE	2	2	0.00	30	48	60.00
MALAYSIA	552,342	0	-100.00	589	0	-100.00
INDIA	11,400	0	-100.00	18,616	0	-100.00
PAKISTAN	1	0	-100.00	2	0	-100.00
SWEDEN	0	1,841	-	0	59,575	-
BATU BARA	153,029,265,489	158,133,571,250	3.34	7,403,334,462	9,532,709,026	28.76
JAPAN	27,490,300,767	22,978,346,688	-16.41	1,459,192,592	1,621,994,500	11.16
HONG KONG	8,186,378,404	7,709,183,747	-5.83	328,620,221	500,616,946	52.34
KOREA, DEMOCRATIC PEOPLE'S R	0	76,715,723	-	0	3,453,157	-
KOREA, REPUBLIC OF	20,494,531,756	23,277,655,049	13.58	958,907,801	1,302,634,734	35.85
TAIWAN	18,551,743,956	17,871,861,551	-3.66	1,062,092,461	1,341,251,775	26.28
CHINA	12,312,184,864	18,893,079,079	53.45	546,256,050	993,837,672	81.94
THAILAND	10,742,535,508	8,159,526,853	-24.04	437,882,186	393,198,259	-10.20
SINGAPORE	111,956,316	89,337,687	-20.20	8,254,849	3,682,534	-55.39

TABEL 5. PERKEMBANGAN EKSPOR INDONESIA MENURUT KOMODITI DAN NEGARA TUJUAN

JENIS BARANG	BERAT BERSIH (KG)		PERUB	NILAI FOB (US \$)		PERUB
	JAN-SEP 2008	JAN-SEP 2009	%	JAN-SEP 2008	JAN-SEP 2009	%
(1)	(2)	(3)	(4)	(5)	(6)	(7)
PHILIPPINES	4,552,358,984	5,679,861,315	24.77	257,814,656	393,445,494	52.61
MALAYSIA	7,940,429,375	7,394,674,067	-6.87	355,032,487	447,836,470	26.14
CAMBODIA	39,185,895	46,608,361	18.94	2,117,569	2,367,595	11.81
VIET NAM	408,898,063	414,302,053	1.32	19,427,862	24,133,523	24.22
INDIA	19,786,110,643	28,658,005,068	44.84	845,366,424	1,473,621,254	74.32
PAKISTAN	2,717,845,332	1,879,220,989	-30.86	162,892,338	122,818,429	-24.60
SRI LANKA	124,947,774	40,371,787	-67.69	7,290,685	2,193,453	-69.91
ISRAEL	138,411,000	40,163,000	-70.98	5,364,987	3,667,825	-31.63
YEMEN	68,418,430	0	-100.00	3,557,758	0	-100.00
UNITED ARAB EMIRATES	66,983,010	306,397,972	357.43	4,956,768	18,642,360	276.10
EGYPT	0	155,610,000	-	0	9,336,600	-
AUSTRALIA	1,655	3,773	127.98	202	184	-8.91
NEW ZEALAND	331,862,000	490,665,000	47.85	10,690,397	24,154,471	125.95
AMERICAN SAMOA	71,859,000	5,629,858	-92.17	2,196,011	216,750	-90.13
EAST TIMOR	0	1,673,665	-	0	789,594	-
UNITED STATES	2,868,926,722	1,690,084,937	-41.09	97,354,720	92,877,788	-4.60
MEXICO	132,010,000	63,123,000	-52.18	13,513,968	5,207,648	-61.46
CHILE	214,469,000	577,165,000	169.11	7,356,286	57,469,399	681.23
COSTA RICA	128,104,000	0	-100.00	7,947,799	0	-100.00
CAYMAN ISLANDS	0	99,799,000	-	0	6,067,778	-
UNITED KINGDOM	1,471,099,149	775,051,000	-47.31	52,781,558	53,830,014	1.99
NETHERLANDS	1,841,979,652	2,322,247,004	26.07	95,001,437	141,336,493	48.77
FRANCE	0	2,000	-	0	120	-
GERMANY, FED. REP. OF	30,127,016	1,000	-100.00	1,030,726	60	-99.99
BELGIUM	218,224,085	64,800,000	-70.31	9,234,007	2,919,000	-68.39
SWITZERLAND	2,466,121,000	129,103,000	-94.76	99,192,319	7,268,283	-92.67
DENMARK	0	24	-	0	50	-
NORWAY	475,000	0	-100.00	4,750	0	-100.00
FINLAND	65,102,997	0	-100.00	5,786,739	0	-100.00
IRELAND	173,573,200	0	-100.00	10,913,504	0	-100.00
ITALY	4,418,085,000	3,788,241,000	-14.26	363,781,842	236,767,473	-34.91
SPAIN	3,272,554,000	3,560,372,000	8.79	105,862,809	198,607,985	87.61
GREECE	0	31,501,000	-	0	1,197,038	-
CROATIA	564,012,000	272,991,000	-51.60	20,843,330	11,653,045	-44.09
SLOVENIA	906,147,936	557,195,000	-38.51	30,204,508	32,153,265	6.45
REP. OF MACEDONIA	121,312,000	33,002,000	-72.80	4,609,856	1,460,008	-68.33
GRANIT	4,314,474,337	1,217,150,071	-71.79	39,561,620	11,757,723	-70.28
JAPAN	0	365,726	-	0	67,278	-
TAIWAN	4,000	0	-100.00	5	0	-100.00
CHINA	0	10,859	-	0	401	-
THAILAND	0	1,363	-	0	2,100	-
SINGAPORE	4,314,374,004	1,216,333,157	-71.81	39,535,109	11,446,327	-71.05
PHILIPPINES	1,098	0	-100.00	2,923	0	-100.00
MALAYSIA	68,752	137,654	100.22	5,852	15,037	156.95
UNITED ARAB EMIRATES	0	1,150	-	0	1,531	-
AUSTRALIA	182	71,739	39,317.03	800	27,125	3,290.63
COOK ISLANDS	0	1,169	-	0	3,779	-
UNITED STATES	3,107	181,848	5,752.85	396	159,076	40,070.71
CANADA	14,995	0	-100.00	11,575	0	-100.00
FRANCE	1,325	33,291	2,412.53	1,092	18,766	1,618.50
GERMANY, FED. REP. OF	6,711	0	-100.00	3,369	0	-100.00
SWEDEN	163	0	-100.00	499	0	-100.00
ITALY	0	382	-	0	157	-
SPAIN	0	3,606	-	0	7,461	-
POLAND	0	4,336	-	0	3,125	-
SLOVENIA	0	3,791	-	0	5,560	-
PASIR ALAM	246,235	93,635	-61.97	112,412	204,805	82.19
JAPAN	0	501	-	0	500	-
CHINA	21,125	0	-100.00	512	0	-100.00
THAILAND	8,162	196	-97.60	3,216	450	-86.01
SINGAPORE	21,311	80	-99.62	4,477	500	-88.83
PHILIPPINES	0	22,000	-	0	2,442	-
MALAYSIA	1	0	-100.00	2,000	0	-100.00
BRUNEI DARUSSALAM	190,000	0	-100.00	50,350	0	-100.00
INDIA	1	0	-100.00	500	0	-100.00
SRI LANKA	0	10,000	-	0	6,655	-
EGYPT	0	17	-	0	25	-
SOUTH AFRICA	0	59,000	-	0	194,175	-
UNITED KINGDOM	34	0	-100.00	200	0	-100.00
GERMANY, FED. REP. OF	5,601	0	-100.00	51,157	0	-100.00
DENMARK	0	812	-	0	8	-
ITALY	0	685	-	0	10	-
RUSSIA FEDERATION	0	344	-	0	40	-
HASIL TAMBANG LAIN	8,683,596,168	5,264,713,056	-39.37	232,277,012	145,890,310	-37.19

TABEL 5. PERKEMBANGAN EKSPOR INDONESIA MENURUT KOMODITI DAN NEGARA TUJUAN

JENIS BARANG	BERAT BERSIH (KG)		PERUB	NILAI FOB (US \$)		PERUB
	JAN-SEP 2008	JAN-SEP 2009	%	JAN-SEP 2008	JAN-SEP 2009	%
	(1)	(2)	(3)	(4)	(5)	(6)
JAPAN	23,865,365	16,382,737	-31.35	1,946,709	1,991,813	2.32
HONG KONG	2,060,065	747,650	-63.71	607,644	146,824	-75.84
KOREA, REPUBLIC OF	77,586,889	17,468,848	-77.48	4,007,302	1,776,325	-55.67
TAIWAN	14,538,136	21,121,444	45.28	2,741,182	2,804,939	2.33
CHINA	5,454,658,838	4,139,697,324	-24.11	170,131,174	119,356,144	-29.84
PAPUA NEW GUINEA	0	30,000	-	0	20,710	-
THAILAND	4,344,133	2,287,470	-47.34	440,128	232,476	-47.18
SINGAPORE	2,235,665,900	689,806,995	-69.15	23,255,691	7,215,218	-68.97
PHILIPPINES	1,028,887	6,840,527	564.85	130,136	405,466	211.57
MALAYSIA	53,120,093	45,057,264	-15.18	3,342,464	1,734,981	-48.09
MYANMAR (FORM. BURMA)	162,000	213,500	31.79	10,584	16,759	58.34
CAMBODIA	4,032,459	1,132,848	-71.91	282,552	82,850	-70.68
BRUNEI DARUSSALAM	55,952	0	-100.00	45,425	0	-100.00
VIET NAM	11,092,832	6,661,427	-39.95	1,008,796	1,192,735	18.23
MALDIVES	204,294	206,269	0.97	162,014	86,455	-46.64
INDIA	26,812,009	34,826,927	29.89	4,461,219	1,065,256	-76.12
PAKISTAN	43,236	20,000	-53.74	5,846	1,600	-72.63
BANGLADESH	27,642,110	15,547,414	-43.75	938,694	674,964	-28.10
SRI LANKA	242,840	217,830	-10.30	32,020	35,351	10.40
IRAN (ISLAMIC REPUBLIC OF)	160,000	300,000	87.50	32,000	54,600	70.63
SAUDI ARABIA	18,899	256,000	1,254.57	7,256	37,380	415.16
KUWAIT	18,402	20,000	8.68	5,857	5,500	-6.10
JORDAN	40,047	0	-100.00	7,573	0	-100.00
LEBANON	218	4	-98.17	770	71	-90.78
TURKEY	0	102,336	-	0	17,247	-
UNITED ARAB EMIRATES	255,739,496	201,688,862	-21.14	4,142,298	3,150,024	-23.95
QATAR	102,500	0	-100.00	7,257	0	-100.00
BAHRAIN	3,623	14,599	302.95	2,299	7,205	213.40
CYPRUS	0	56,552	-	0	6,714	-
EGYPT	0	44,000	-	0	4,400	-
LIBYAN ARAB JAMAHIRIYA	2,480	0	-100.00	13,095	0	-100.00
KENYA	230,000	0	-100.00	64,975	0	-100.00
REUNION	408	585	43.38	333	333	0.00
LIBERIA	3,003	0	-100.00	4,485	0	-100.00
ANGOLA	0	14,332	-	0	7,767	-
NIGERIA	0	165	-	0	308	-
DJIBOUTI	273,000	0	-100.00	37,674	0	-100.00
SOUTH AFRICA	988,320	333,173	-66.29	788,870	40,107	-94.92
MAURITIUS	441,917	20,000	-95.47	179,212	4,000	-97.77
VIRGIN ISLANDS (BRITISH)	0	4,800	-	0	974	-
AUSTRALIA	11,749,988	11,541,920	-1.77	1,604,791	1,481,526	-7.68
NEW ZEALAND	21,488	2,531	-88.22	3,987	1,249	-68.67
NEW CALEDONIA	17,040	10,517	-38.28	20,701	5,925	-71.38
SAINT VINCENT AND THE GRENAD	10,771	0	-100.00	3,687	0	-100.00
VANUATU	0	895	-	0	1,133	-
COOK ISLANDS	0	15,975	-	0	8,623	-
FIJI	99	1,200	1,112.12	536	675	25.93
SOLOMON ISLANDS	77	0	-100.00	206	0	-100.00
EAST TIMOR	341,000	408,529	19.80	201,244	214,611	6.64
UNITED STATES	257,980	832,350	222.64	147,445	435,470	195.34
CANADA	7,091	67,052	845.59	9,084	22,021	142.42
PANAMA	1,653	0	-100.00	3,106	0	-100.00
CHILE	2,150	0	-100.00	13,681	0	-100.00
BRAZIL	35,374	81,428	130.19	20,992	25,497	21.46
DOMINICAN REPUBLIC	49	0	-100.00	422	0	-100.00
COSTA RICA	8,948	0	-100.00	2,848	0	-100.00
ANGUILLA	0	506	-	0	2,067	-
FRENCH POLYNESIA	3,937	547	-86.11	3,392	803	-76.33
MARTINIQUE	0	165	-	0	889	-
NETHERLANDS ANTILLES	0	168	-	0	201	-
UNITED KINGDOM	112,687	167,587	48.72	22,547	29,002	28.63
NETHERLANDS	166,858	150,551	-9.77	74,289	120,498	62.20
FRANCE	25,657	346,614	1,250.95	25,826	203,025	686.13
GERMANY, FED. REP. OF	99,028	338,977	242.30	303,744	62,089	-79.56
AUSTRIA	278	51	-81.65	397	126	-68.26
BELGIUM	1,798	171,476	9,437.04	2,238,217	84,203	-96.24
SWITZERLAND	474,957,866	49,154,025	-89.65	8,520,048	810,622	-90.49
DENMARK	0	39,927	-	0	27,131	-
NORWAY	40,845	19,938	-51.19	20,650	12,540	-39.27
SWEDEN	1,083	1,841	69.99	3,309	59,575	1,700.39
FINLAND	0	1	-	0	4	-
IRELAND	45,597	0	-100.00	29,212	0	-100.00
ITALY	387,264	58,161	-84.98	99,997	21,652	-78.35
SPAIN	4,883	143,293	2,834.53	7,110	63,813	797.51
GREECE	3,181	872	-72.59	2,019	1,443	-28.53
POLAND	4,756	18,194	282.55	3,971	12,410	212.52
LITHUANIA	7,236	0	-100.00	2,700	0	-100.00

TABEL 5. PERKEMBANGAN EKSPOR INDONESIA MENURUT KOMODITI DAN NEGARA TUJUAN

JENIS BARANG	BERAT BERSIH (KG)		PERUB	NILAI FOB (US \$)		PERUB
	JAN-SEP 2008	JAN-SEP 2009	%	JAN-SEP 2008	JAN-SEP 2009	%
	(1)	(2)	(3)	(4)	(5)	(6)
SLOVAKIA	0	253	-	0	378	-
SLOVENIA	0	284	-	0	542	-
RUSSIA FEDERATION	101,155	15,346	-84.83	43,320	3,071	-92.91
BARANG-BARANG SENI	1,957,439	1,739,761	-11.12	7,828,590	7,362,197	-5.96
JAPAN	98,967	125,421	26.73	554,712	263,212	-52.55
HONG KONG	8,947	5,777	-35.43	95,818	72,763	-24.06
KOREA, REPUBLIC OF	15,209	50,465	231.81	146,162	107,471	-26.47
TAIWAN	27,073	14,448	-46.63	474,692	430,296	-9.35
CHINA	7,501	20,413	172.14	40,445	57,728	42.73
MACAU	6,377	891	-86.03	42,511	185	-99.56
PAPUA NEW GUINEA	0	157	-	0	142	-
THAILAND	4,056	14,599	259.94	11,627	11,585	-0.36
SINGAPORE	119,150	97,115	-18.49	1,341,628	1,858,580	38.53
PHILIPPINES	2,525	2,529	0.16	14,038	2,546	-81.86
MALAYSIA	48,251	84,038	74.17	165,217	140,248	-15.11
CAMBODIA	248	0	-100.00	332	0	-100.00
BRUNEI DARUSSALAM	936	18,320	1,857.26	7,090	9,077	28.03
VIET NAM	65	272	318.46	65	2,400	3,592.31
MALDIVES	455	157	-65.49	1,396	3,004	115.19
INDIA	10,635	3,263	-69.32	37,385	17,661	-52.76
PAKISTAN	0	80	-	0	70	-
SRI LANKA	2,472	1,063	-57.00	1,455	627	-56.91
IRAN (ISLAMIC REPUBLIC OF)	5,662	11,753	107.58	13,630	37,952	178.44
SAUDI ARABIA	51,718	8,709	-83.16	44,542	14,741	-66.91
ISRAEL	530	347	-34.53	1,393	1,166	-16.30
KUWAIT	4,935	642	-86.99	29,764	5,950	-80.01
LEBANON	420	1,890	350.00	488	10,174	1,984.84
YEMEN	556	0	-100.00	665	0	-100.00
OMAN	0	77	-	0	510	-
SYRIA ARAB REPUBLIC	140	0	-100.00	900	0	-100.00
TURKEY	152,230	72,383	-52.45	222,415	140,678	-36.75
UNITED ARAB EMIRATES	11,067	2,679	-75.79	51,650	16,711	-67.65
QATAR	16	323	1,918.75	22	4,525	20,468.18
BAHRAIN	494	140	-71.66	1,436	201	-86.00
CYPRUS	21,383	0	-100.00	7,943	0	-100.00
EGYPT	1,245	2,743	120.32	10,683	38,665	261.93
MOROCCO	791	1,687	113.27	771	2,762	258.24
TUNISIA	20,000	925	-95.38	10,000	7,350	-26.50
SUDAN	10,125	0	-100.00	24,920	0	-100.00
NAMIBIA	11	0	-100.00	100	0	-100.00
TANZANIA, UNITED REPUBLIC OF	172	0	-100.00	117	0	-100.00
MADAGASCAR	239	565	136.40	1,126	1,158	2.84
KENYA	107	44	-58.88	53	84	58.49
REUNION	8,701	12,510	43.78	15,801	25,482	61.27
MOZAMBIQUE	427	4,224	889.23	268	9,784	3,550.75
TOGO	0	7	-	0	14	-
ANGOLA	83	1,967	2,269.88	52	1,899	3,551.92
CONGO	0	643	-	0	4,182	-
NIGERIA	0	3	-	0	18	-
GABON	275	1,554	465.09	1,401	3,341	138.47
CÔTE D'IVOIRE	261	330	26.44	409	1,112	171.88
SENEGAL	22,316	0	-100.00	20,000	0	-100.00
BENIN	0	55	-	0	290	-
SEYCHELLES	999	345	-65.47	781	408	-47.76
SOUTH AFRICA	23,366	10,208	-56.31	27,832	18,518	-33.47
MAURITIUS	11,181	11,474	2.62	32,235	33,822	4.92
VIRGIN ISLANDS (BRITISH)	1,301	439	-66.26	1,194	1,535	28.56
AUSTRALIA	184,422	126,217	-31.56	393,163	276,934	-29.56
NEW ZEALAND	28,594	6,485	-77.32	43,326	14,315	-66.96
GUAM	1,076	1,961	82.25	2,328	4,919	111.30
PALAU	87	0	-100.00	147	0	-100.00
NEW CALEDONIA	14,510	13,993	-3.56	25,792	32,799	27.17
SAINT VINCENT AND THE GRENAD	0	371	-	0	387	-
VANUATU	3,020	390	-87.09	2,621	856	-67.34
WALLIS AND FUTUNA ISLANDS	580	22	-96.21	2,030	41	-97.98
COOK ISLANDS	0	210	-	0	710	-
FIJI	1,597	1,251	-21.67	1,931	1,642	-14.97
SAMOA	737	1,154	56.58	1,476	299	-79.74
SOLOMON ISLANDS	3,115	23	-99.26	8,307	704	-91.53
TONGA	554	0	-100.00	590	0	-100.00
EAST TIMOR	525	4,446	746.86	700	2,626	275.14
UNITED STATES	148,423	175,815	18.46	582,501	566,121	-2.81
CANADA	21,354	26,951	26.21	54,660	69,145	26.50
MEXICO	2,774	733	-73.58	2,240	2,024	-9.64
GUATEMALA	2,061	0	-100.00	5,439	0	-100.00
NICARAGUA	297	0	-100.00	403	0	-100.00

TABEL 5. PERKEMBANGAN EKSPOR INDONESIA MENURUT KOMODITI DAN NEGARA TUJUAN

JENIS BARANG	BERAT BERSIH (KG)		PERUB	NILAI FOB (US \$)		PERUB
	JAN-SEP 2008	JAN-SEP 2009	%	JAN-SEP 2008	JAN-SEP 2009	%
	(1)	(2)	(3)	(4)	(5)	(6)
PANAMA	2,300	145	-93.70	4,251	116	-97.27
CHILE	2,957	870	-70.58	3,414	2,194	-35.74
VENEZUELA	243	1,239	409.88	932	2,844	205.15
ARGENTINA	1,342	651	-51.49	3,584	3,568	-0.45
BRAZIL	3,511	15,583	343.83	250,789	294,550	17.45
COLOMBIA	4,102	7,977	94.47	6,187	8,454	36.64
URUGUAY	276	0	-100.00	382	0	-100.00
PERU	396	1,485	275.00	1,090	944	-13.39
TRINIDAD AND TOBAGO	629	236	-62.48	1,148	1,333	16.11
BAHAMAS	23	3,367	14,539.13	17	5,430	31,841.18
JAMAICA	486	472	-2.88	648	573	-11.57
PUERTO RICO	2,102	149	-92.91	2,210	835	-62.22
DOMINICAN REPUBLIC	6,851	843	-87.70	35,670	1,256	-96.48
COSTA RICA	495	395	-20.20	623	156	-74.96
HAITI	0	2,341	-	0	4,469	-
BARBADOS	0	70	-	0	95	-
ANTIGUA AND BARBUDA	49	118	140.82	111	140	26.13
ARUBA	33	34	3.03	950	80	-91.58
BERMUDA	0	70	-	0	300	-
CAYMAN ISLANDS	1,043	0	-100.00	401	0	-100.00
DOMINICA	0	437	-	0	817	-
FRENCH GUIANA	1,768	933	-47.23	3,676	1,048	-71.49
FRENCH POLYNESIA	18,278	7,522	-58.85	25,997	10,162	-60.91
GRENADA	133	0	-100.00	893	0	-100.00
MARTINIQUE	219	1,307	496.80	1,089	1,942	78.33
NETHERLANDS ANTILLES	1,845	1,264	-31.49	4,106	3,173	-22.72
SAINT LUCIA	0	123	-	0	1,020	-
TURKS AND CAICOS ISLANDS	116	39	-66.38	342	10	-97.08
GUADELOUPE	1,512	3,610	138.76	3,536	10,816	205.88
SAINT KITTS AND NEVIS	244	0	-100.00	363	0	-100.00
UNITED KINGDOM	20,343	20,022	-1.58	69,427	201,011	189.53
NETHERLANDS	190,177	191,935	0.92	771,102	1,027,509	33.25
FRANCE	120,664	107,939	-10.55	443,919	349,389	-21.29
GERMANY, FED. REP. OF	49,846	54,766	9.87	169,997	133,343	-21.56
AUSTRIA	4,535	6,234	37.46	10,682	22,924	114.60
BELGIUM	53,270	85,193	59.93	147,815	151,171	2.27
SWITZERLAND	2,792	4,217	51.04	13,663	8,927	-34.66
LUXEMBOURG	0	103	-	0	673	-
MONACO	94	0	-100.00	330	0	-100.00
DENMARK	2,888	6,861	137.57	3,617	23,869	559.91
NORWAY	773	124	-83.96	455,497	1,926	-99.58
SWEDEN	2,503	2,142	-14.42	11,457	3,908	-65.89
FINLAND	530	118	-77.74	1,130	192	-83.01
IRELAND	14,063	689	-95.10	48,400	385	-99.20
ITALY	159,349	117,791	-26.08	394,026	305,142	-22.56
SPAIN	119,010	99,610	-16.30	246,521	319,444	29.58
PORTUGAL	14,532	6,775	-53.38	24,377	3,605	-85.21
GREECE	4,598	5,451	18.55	17,453	10,135	-41.93
ANDORRA	15	0	-100.00	7	0	-100.00
DEMOCRATIC REPUBLIC OF THE C	0	193	-	0	614	-
HUNGARY	4,801	6,911	43.95	7,650	8,201	7.20
POLAND	3,662	1,346	-63.24	8,468	11,183	32.06
ROMANIA	1,980	3,249	64.09	14,871	15,030	1.07
BULGARIA	57	156	173.68	56	166	196.43
YUGOSLAVIA	6,417	0	-100.00	856	0	-100.00
ALBANIA	286	0	-100.00	430	0	-100.00
UKRAINE	377	1,417	275.86	537	2,104	291.81
LITHUANIA	3	306	10,100.00	2	908	45,300.00
LATVIA	0	6,194	-	0	45,680	-
ESTONIA	273	44	-83.88	2,137	195	-90.88
CROATIA	5,061	5,641	11.46	11,262	13,276	17.88
MALTA	897	10	-98.89	2,878	130	-95.48
SLOVAKIA	314	0	-100.00	591	0	-100.00
SLOVENIA	1,138	2,108	85.24	2,904	3,110	7.09
CZECH REPUBLIC	305	2,725	793.44	2,641	5,924	124.31
SOUTH GEORGIA AND THE SOUTH	312	0	-100.00	267	0	-100.00
RUSSIA FEDERATION	3,277	515	-84.28	6,393	1,649	-74.21
LAINNYA	3,246	2,059	-36.57	11,705	1,260	-89.24
CHINA	2,223	226	-89.83	7,400	677	-90.85
SINGAPORE	910	0	-100.00	4,300	0	-100.00
MALAYSIA	113	0	-100.00	5	0	-100.00
EAST TIMOR	0	1,833	-	0	583	-
TOTAL EKSPOR	273,532,203,860	256,392,296,553	-6.27	107,668,303,651	80,143,860,430	-25.56