

KATA PENGANTAR

Publikasi Statistik Impor Agustus ini merupakan kelanjutan dari publikasi sebelumnya yang diterbitkan secara bulanan oleh Badan Pusat Statistik (BPS). Publikasi ini berisi data yang merupakan hasil pengolahan dokumen, baik yang berupa soft copy maupun hard copy. Data yang disajikan dalam publikasi ini, mencakup :

- A. Impor menurut Golongan Barang HS, Golongan Barang SITC, Komoditi (HS), Negara Asal, Pelabuhan Impor, Negara Asal dan Lima Golongan Barang Utama SITC 3 digit, Komoditi tertentu dan Negara Asal Utama
- B. Impor Kawasan Berikat menurut Golongan Barang HS 2 digit, Golongan Barang SITC, Negara Asal, Provinsi dan Pelabuhan Impor

Ucapan terima kasih dan penghargaan yang setinggi-tingginya disampaikan kepada seluruh aparat Bea dan Cukai serta Bank Indonesia yang telah secara teratur dan berkesinambungan mengirimkan dokumen PIB, juga kepada PT. Pertamina yang telah memberikan data impor minyak dan gas secara rutin. Selanjutnya, kepada semua pihak yang telah banyak membantu Badan Pusat Statistik sehingga memungkinkan diterbitkannya publikasi ini, juga disampaikan terima kasih.

Akhirnya, kami mengharapkan semoga publikasi ini dapat bermanfaat bagi pemakai.

Jakarta, Oktober 2009
Badan Pusat Statistik
Kepala,

DR. RUSMAN HERIAWAN
NIP. 340003999

FOREWORD

The monthly publication of import statistics, is a sequential issue from the preceding publication which developed by The BPS-Statistics Indonesia. This Publication contains the data of imports document on both softcopy and hardcopy. The data in this publication covered:

- A. Import by HS Commodity Groups, SITC Commodity Groups, Commodity (HS), Country of Origin, Port of Importation, Country of Origin and Five Major SITC Commodity Group, Certain Commodities import by Main Country of Origin
- B. Bonded Zone import by Commodity 2 Digits HS, by SITC Commodity Group, Country of Origin, by Province and port of Importation

Deeply gratitude and the highest appreciation are due to the Custom Officers and Bank of Indonesia of their contribution of regularly in sending documents, and also to PT. Pertamina for the best cooperation in supporting data of oil and gas so that BPS published this edition successfully.

Finally, it is hoped that this publication would be useful for users.

Jakarta, October 2009
BPS-Statistics Indonesia

DR. RUSMAN HERIAWAN
Director General

PENJELASAN

1. DAERAH PENCATATAN

Daerah pencatatan statistik dalam publikasi ini meliputi seluruh wilayah Republik Indonesia.

2. SUMBER DOKUMEN

Statistik dikumpulkan berdasarkan dokumen impor (Pemberitahuan Impor Barang (PIB - BC 2.0) dan Pemberitahuan Pengangkutan Barang Impor (PPBI – BC 2.3) yang diisi oleh importir. Dokumen PIB - BC 2.0 dan PPBI - BC 2.3 diterima dari Bea dan Cukai dan berlaku sejak April 1997 berdasarkan Surat Keputusan Menteri Keuangan nomor 101/KMK.05/1997 tanggal 10 Maret 1997.

3. SISTEM PERDAGANGAN

Sistem pencatatan Statistik Perdagangan Luar Negeri mempergunakan Sistem Perdagangan Umum (*the General Trade System*) atau dengan Sistem Perdagangan Khusus (*the Special Trade System*). Dalam Sistem Perdagangan Umum, Kawasan Berikat dianggap sebagai "dalam negeri", sedangkan dalam Sistem Perdagangan Khusus, dianggap sebagai "luar negeri". Sejak Januari 2008, sistem pencatatan Statistik Impor menggunakan Sistem Perdagangan Umum.

4. RUANG LINGKUP

Pencatatan Statistik Impor meliputi seluruh barang-barang yang masuk ke wilayah Indonesia.

5. KASUS KHUSUS

5.1 Sebagian impor kapal laut dan pesawat beserta suku cadangnya termasuk dalam Statistik Impor.

5.2 Barang-barang luar negeri yang diolah atau diperbaiki didalam negeri tetap dicatat sebagai barang impor, meskipun setelah barang tersebut selesai diproses akan kembali ke luar negeri (*re-ekspor*).

5.3 Barang-barang di bawah ini tidak termasuk di dalam Statistik Impor :

- a. Pakaian dan barang-barang perhiasan penumpang.
- b. Barang-barang penumpang untuk dipakai sendiri, kecuali lemari es, pesawat TV dan sebagainya.
- c. Barang-barang yang diimpor untuk keperluan perwakilan (kedutaan) suatu negara.
- d. Barang-barang untuk ekspedisi dan ekshibisi/pameran.
- e. Sebagian barang-barang yang langsung diimpor oleh angkatan bersenjata.
- f. Pembungkus/peti kemas.
- g. Uang dan surat-surat berharga.
- h. Barang-barang sebagai contoh.

6. SISTEM PENGOLAHAN

Data dalam publikasi ini mencakup dokumen PIB selama Agustus 2009 yang diterima oleh Badan Pusat Statistik sampai akhir September 2009. Sistem pengolahan menggunakan *Carry Over*. Dengan metode ini dokumen-dokumen dari Bea dan Cukai ditunggu selama satu bulan setelah bulan berjalan. Dokumen-dokumen yang datang terlambat akan dimasukkan dalam bulan pengolahan berikutnya.

7. KLASIFIKASI JENIS BARANG

Penggolongan barang yang digunakan di dalam statistik impor adalah klasifikasi Barang Impor yang berdasarkan pada Buku Tarif Bea Masuk Indonesia 2007 (BTBMI 2007) yang mengacu pada amandemen keempat dari World Customs Organization (WCO) sebagai lembaga Internasional yang menyusun klasifikasi Harmonized System (HS). Disamping menggunakan HS sebagai klasifikasi jenis barang, juga digunakan Standard International Trade Classification (SITC) Revisi 4.

8. PERIODE REFERENSI

Periode penentuan impor adalah tanggal penyelesaian dokumen oleh pejabat-pejabat Bea dan Cukai yang terdapat dalam dokumen impor.

9. NILAI BARANG

Nilai barang dinyatakan dalam nilai CIF (US\$) dan nilai Kurs Agustus 2009 yang digunakan adalah US\$ 1 = Rp. 9.901,-

10. SATUAN BARANG

Berat barang impor adalah berat bersih dan dinyatakan dalam Kg.

11. NEGARA ASAL

Negara asal adalah negara dimana barang-barang tersebut dihasilkan yang dokumennya setelah diperiksa oleh pejabat Bea dan Cukai dan dinyatakan sesuai dengan peraturan yang berlaku.

EXPLANATORY NOTES

1. AREA RECORDINGS

The statistical recording area in this publication covers the entire territory of the Republic of Indonesia.

2. SOURCE OF DOCUMENTS

Statistics are compiled based on Import Declaration Form (Pemberitahuan Impor Barang (PIB-BC 2.0) or Pemberitahuan Pengangkutan Barang Impor (PPBI-BC 2.3)) of Import documents that are filled by importers. The PIB documents received from Customs and Excise, prevailing on April 1, 1997, based on Minister of Finance Decree No. 101/KMK.05/1997, March 10, 1997.

3. TRADE SYSTEM

The systems of recording Foreign Trade Statistics apply the General Trade System or the Special Trade System. In the General Trade System, the Bonded Zone is regarded as "*Domestic*", while in the Special Trade System; the Bonded Zone is regarded as "*Abroad*". Since January 2008, the systems of recording import Statistics have applied the General Trade System.

4. COVERAGE

The recording Import Statistics covers all goods entering the Indonesian territory.

5. PARTICULAR CASES

5.1 Part of importation of sea vessels and airplanes and their spare parts are included in the Import Statistics.

5.2 Overseas goods which are processed or modified in Indonesian Country are recorded as importation, although after the goods finish process will return to abroad (re-exports).

5.3 The goods here under are not included in the Import Statistics:

- a. Clothes and jewelry of passengers.
- b. Luggage of passengers of own use, except refrigerators, television sets, etc.
- c. Goods imported for the use of foreign countries representations (embassies).
- d. Goods for expeditions and exhibition shows.
- e. A part of the goods directly imported by armed forces.
- f. Packing's containers to be refilled.
- g. Bank notes and securities.

h. Sample goods.

6. PROCESSING SYSTEM

The data in this publication covers documents of August 2009 were received by the BPS to the end of September, 2009. The documents are processed using a carry over system. The deadline for the acceptance of documents of a certain month is one month after the reference period, which means the end of the following month. The documents accepted after the deadline is considered as the document of the following month.

7. COMMODITY CLASSIFICATION

The classification of goods in this publication applies the 2007 Indonesia's Tariff Classification, based on fourth amendment from World Customs Organization (WCO) as an International Organization who arranged the Classification of Harmonized System (HS). Besides applying the HS, the Standard International Trade Classification (SITC) Revised 4 is also applied in the classification of goods.

8. REFERENCE PERIOD

The period of import determination is the date of settlement/completion by the Customs and Excise Officials as stated in the Import documents.

9. COMMODITY VALUATION

The values recorded, are the CIF value (US\$). The exchange rate use for August 2009, US\$ 1 = Rp. 9.901,-

10. UNIT OF COMMODITY

The net weight of imported goods are presented to Kg.

11. COUNTRY OF ORIGIN

Country of origin is the country in which the goods have been produced, after being verified by Customs and Excise Officials, pursuant to the prevailing regulations

DAFTAR ISI/CONTENTS

		Halaman/Page
	KATA PENGANTAR/FOREWORD	iii-iv
	PENJELASAN/EXPLANATORY NOTES	v-viii
	DAFTAR ISI/CONTENTS	ix
	RINGKASAN/SUMMARY	xi-xix
Tabel/Table	I-1. Import Menurut Golongan Barang HS/ <i>Import by HS Commodity Groups</i> A. Menurut 21 Golongan Barang HS/ <i>By 21 HS Commodity Groups</i>	1
	B. Menurut Golongan Barang 2 Dijiit HS/ <i>By Commodity Groups 2 Digit Code HS</i>	2
	C. Menurut 40 Golongan Barang HS Terbesar/ <i>By 40 Biggest Commodities 10 Digit HS Code</i>	3
Tabel/Table	I-2. Impor Menurut Golongan Barang SITC/ <i>Import by SITC Commodity Groups</i>	4-8
Tabel/Table	I-3. Impor Menurut Komoditi (HS)/ <i>Import by Commodity (HS)</i>	9-114
Tabel/Table	I-4. Impor Menurut Negara Asal/ <i>Import by Country of Origin</i>	115-118
Tabel/Table	I-5. Impor Menurut Pelabuhan Impor/ <i>Import by Port of Importation</i>	119-122
Tabel/Table	I-6. Impor Menurut Negara Asal dan Lima Golongan Barang (SITC) Utama/ <i>Import by Country of Origin and Five Major SITC Commodity Group</i>	123-151
Tabel/Table	I-7. Impor Komoditi Tertentu Menurut Negara Asal Utama/ <i>Certain Commodities Import by Main Country of Origin</i>	152-155
Tabel/Table	K1. Import Kawasan Berikat Menurut Golongan Barang 2 Dijiit HS/ <i>Bonded Zone Import by Commodity 2 Digits HS</i>	156-157
Tabel/Table	K2. Impor Kawasan Berikat Menurut Golongan Barang SITC/ <i>Bonded Zone Import by SITC Commodity Group</i>	158-162
Tabel/Table	K3. Impor Kawasan Berikat Menurut Negara Asal/ <i>Bonded Zone Import by Country of Origin</i>	163-165
Tabel/Table	K4. Impor Kawasan Berikat Menurut Provinsi dan Pelabuhan Impor/ <i>Bonded Zone Import by Province and Port of Importation</i>	166-167

<http://www.bps.go.id>

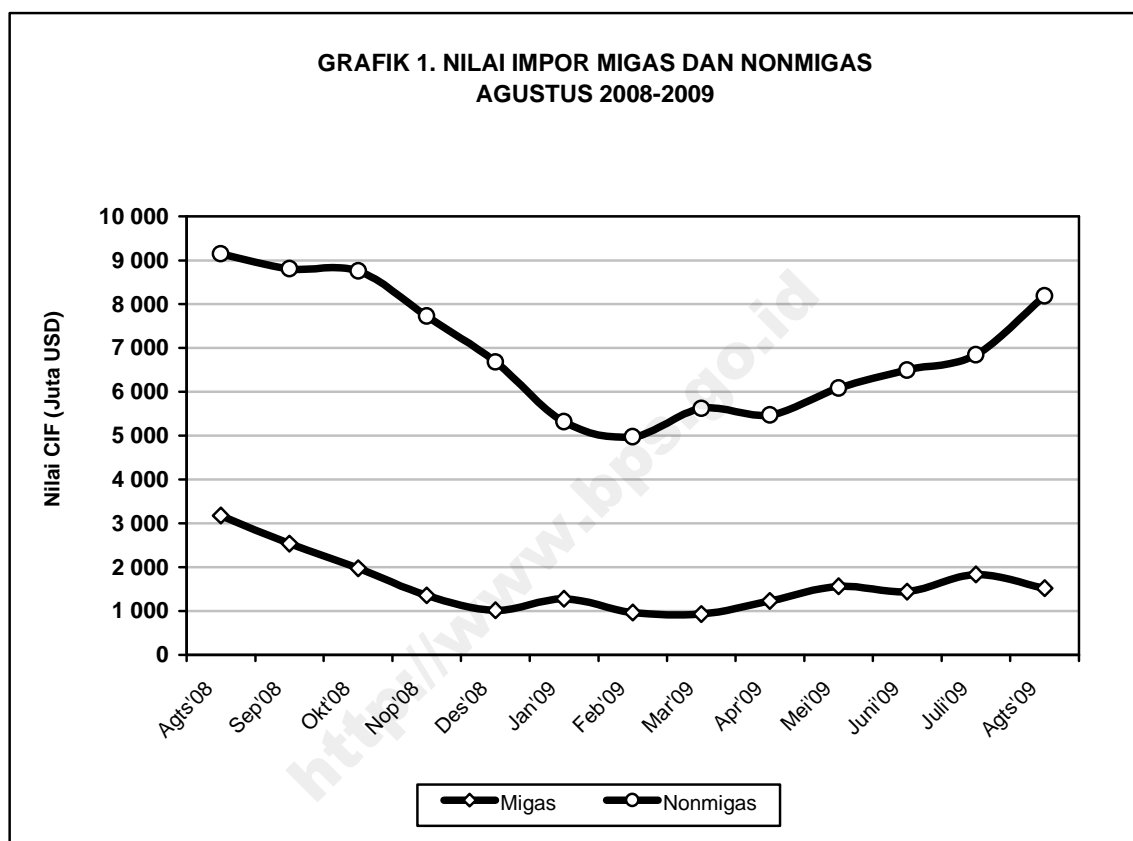
RINGKASAN

Pada Agustus 2009 nilai impor mencapai USD9.707,3 juta yang terdiri dari impor melalui Kawasan Berikat sebesar USD1.316,6 juta (13,56 persen) dan di Luar Kawasan Berikat sebesar USD8.390,7 juta (86,44 persen). Nilai impor migas Indonesia mencapai USD1.519,9 juta atau 15,66 persen dari total impor Indonesia. Sedangkan nilai impor nonmigas mencapai USD8.187,4 juta dan memberikan peranan sebesar 84,34 persen terhadap total impor Indonesia.

**TABEL 1. IMPOR MIGAS DAN NONMIGAS
AGUSTUS 2008-2009**

Tahun/Bulan	Migas		Nonmigas		Total		
	Indonesia	Kawasan Berikat	Indonesia	Kawasan Berikat	Indonesia	Kawasan Berikat	
Nilai CIF (Juta USD)							
Sistem Perdagangan Umum							
2008	Agustus	3 177,1	36,4	9 149,1	1 971,6	12 326,2	2 008,0
	September	2 539,1	5,0	8 803,7	1 935,0	11 342,8	1 940,0
	Oktober	1 977,7	5,3	8 754,8	1 779,8	10 732,5	1 785,1
	Nopember	1 358,0	6,9	7 723,3	1 576,9	9 081,3	1 583,8
	Desember	1 014,4	1,8	6 681,2	1 400,2	7 695,6	1 402,0
2009	Januari	1 281,5	8,8	5 319,1	1 184,0	6 600,6	1 192,8
	Februari	964,4	3,6	4 974,6	1 223,8	5 939,0	1 227,4
	Maret	930,1	1,8	5 624,0	1 265,7	6 554,1	1 267,5
	April	1 232,3	1,6	5 474,5	1 246,4	6 706,8	1 248,0
	Mei	1 560,1	4,2	6 081,2	1 403,1	7 641,3	1 407,3
	Juni	1 441,8	3,9	6 493,7	1 502,6	7 935,5	1 506,5
	Juli	1 836,8	12,5	6 846,5	1 585,4	8 683,3	1 597,9
	Agustus	1 519,9	6,4	8 187,4	1 310,2	9 707,3	1 316,6
Peranan Terhadap Total Impor (%)							
Sistem Perdagangan Umum							
2008	Agustus	25,78	1,81	74,22	98,19	100,00	100,00
	September	22,39	0,26	77,61	99,74	100,00	100,00
	Oktober	18,43	0,30	81,57	99,70	100,00	100,00
	Nopember	14,95	0,44	85,05	99,56	100,00	100,00
	Desember	13,18	0,13	86,82	99,87	100,00	100,00
2009	Januari	19,41	0,74	80,59	99,26	100,00	100,00
	Februari	16,24	0,29	83,76	99,71	100,00	100,00
	Maret	14,19	0,14	85,81	99,86	100,00	100,00
	April	18,37	0,13	81,63	99,87	100,00	100,00
	Mei	20,42	0,30	79,58	99,70	100,00	100,00
	Juni	18,17	0,26	81,83	99,74	100,00	100,00
	Juli	21,15	0,78	78,85	99,22	100,00	100,00
	Agustus	15,66	0,49	84,34	99,51	100,00	100,00

Dari total nilai impor migas Indonesia, impor melalui Kawasan Berikat hanya sebesar USD6,4 juta atau 0,42 persen, sedangkan sisanya sebanyak USD1.513,5 juta (99,58 persen) di Luar Kawasan Berikat. Sementara itu, nilai impor nonmigas di Luar Kawasan Berikat mencapai USD6.877,2 juta atau 84,00 persen dan yang melalui Kawasan Berikat sebesar USD1.310,2 juta (16,00 persen).



Dilihat dari peranannya, selama tiga belas bulan terakhir impor migas memberikan kontribusi rata-rata 18,33 persen per bulan dan impor nonmigas sebesar 81,67 persen per bulan. Sementara itu, pada Agustus 2009 peranan impor migas mencapai 15,66 persen yang berarti angka tersebut berada di bawah rata-rata. Sebaliknya peranan impor nonmigas berada di atas rata-rata yaitu 84,34 persen.

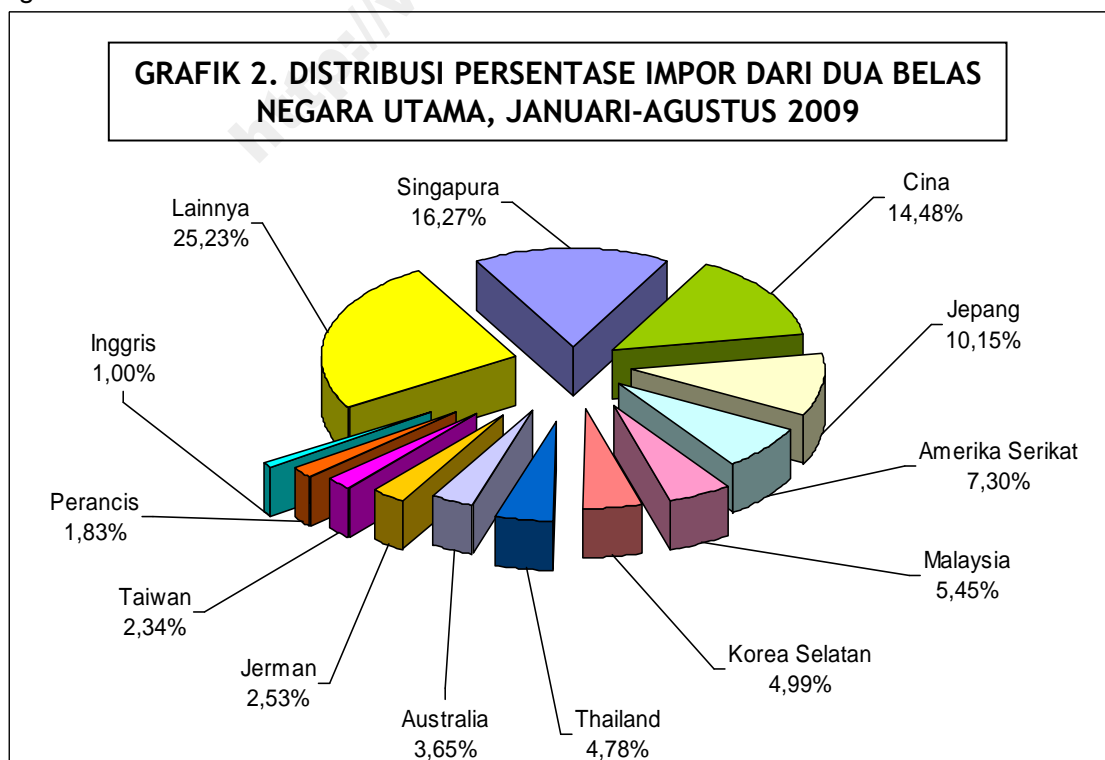
Dengan diterapkannya Sistem Perdagangan Umum (General Trade System) dalam pencatatan statistik impor, secara keseluruhan nilai impor barang yang tercatat mengalami kenaikan yang nyata (signifikan).

**TABEL 2. PERKEMBANGAN IMPOR MIGAS DAN NONMIGAS
JANUARI-AGUSTUS, 2005-2009**

Bulan/ Tahun	Nilai (Juta USD)			Peranan (%)			
	Migas	Nonmigas	Total	Migas	Nonmigas	Total	
Jan-Agts :							
SPK :	2005	11 512,7	27 423,7	38 936,4	29,57	70,43	100,00
	2006	12 598,0	27 460,0	40 058,0	31,45	68,55	100,00
	2007	12 991,0	33 993,4	46 984,4	27,65	72,35	100,00
SPU :	2008	23 663,7	66 681,3	90 345,0	26,19	73,81	100,00
	2009	10 766,9	49 001,0	59 767,9	18,01	81,99	100,00

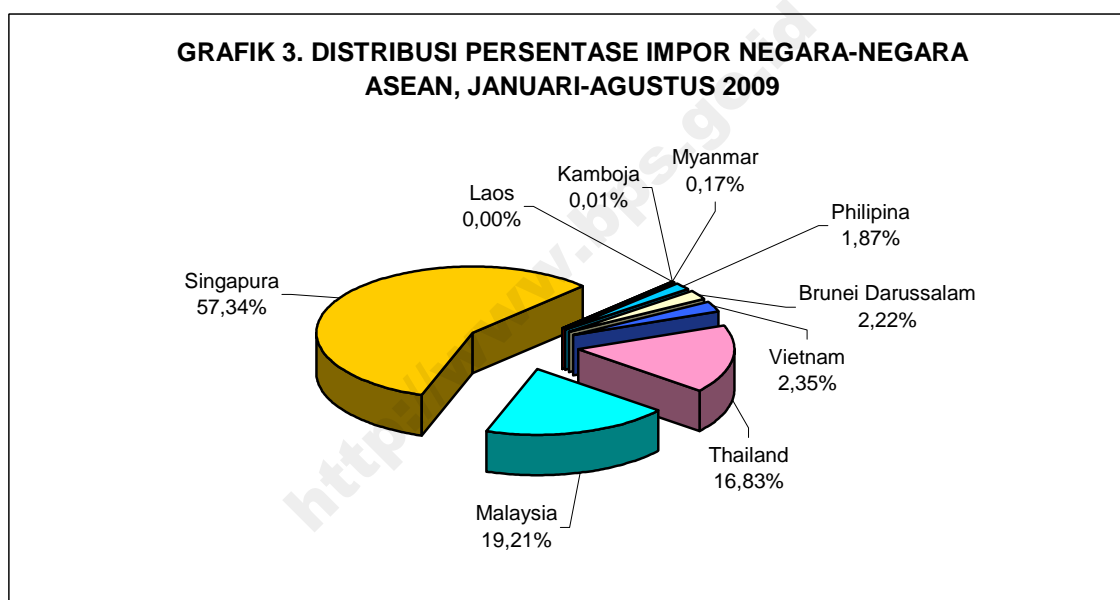
Keterangan : SPK = Sistem Perdagangan Khusus
SPU = Sistem Perdagangan Umum

Impor migas Januari-Agustus 2009 sebesar USD10.766,9 juta atau menurun 54,50 persen jika dibandingkan impor migas periode sebelumnya. Demikian halnya dengan impor nonmigas Januari-Agustus 2009 yaitu sebesar USD49.001,0 juta atau menurun sebesar 26,51 persen dibanding impor nonmigas Januari-Agustus 2008 yang sebesar USD66.681,3 juta. Dilihat dari nilainya, selama Januari-Agustus pada periode 2005-2009 di dominasi oleh impor nonmigas dengan rata-rata peranan sebesar 73,43 persen per tahun. Dengan demikian dapat disimpulkan bahwa perekonomian Indonesia selama ini masih bertumpu pada sektor nonmigas.



Dari keseluruhan nilai impor pada Januari-Agustus 2009, 74,77 persen berasal dari dua belas negara utama. Singapura menempati posisi pertama, yaitu 16,27 persen dari total impor Indonesia, diikuti oleh Cina (14,48 persen), Jepang (10,15 persen), Amerika Serikat (7,30 persen), Malaysia (5,45 persen), Korea Selatan (4,99 persen), Thailand (4,78 persen), Australia (3,65 persen), Jerman (2,53 persen), Taiwan (2,34 persen), Perancis (1,83 persen), dan Inggris (1,00 persen).

Impor terbesar pada Januari-Agustus 2009 berasal dari sembilan negara kelompok APEC Lainnya yakni mencapai 38,23 persen atau sebesar USD22.847,6 juta. Kelompok negara ASEAN berada di urutan berikutnya dengan peranan sebesar 28,38 persen (USD16.964,1 juta), kemudian diikuti negara-negara kelompok Uni Eropa 9,61 persen (USD5.742,6 juta), negara kelompok NAFTA sebesar 8,61 persen (USD5.148,6 juta), dan kelompok negara lainnya menyumbang 15,17 persen (USD9.065,0 juta).



Jika dilihat impor Indonesia dari kelompok ASEAN, selama Januari-Agustus 2009 peranan impor yang paling tinggi adalah dari *Singapura* dengan peranan sebesar 57,34 persen dari total impor ASEAN. *Malaysia* menempati urutan kedua sebesar 19,21 persen, diikuti oleh *Thailand* (16,83 persen), *Vietnam* (2,35 persen), *Brunei Darussalam* (2,22 persen), *Philipina* (1,87 persen), sementara peranan impor dari *Myanmar*, *Kamboja* dan *Laos* masih di bawah satu persen.

Dari kelompok negara Uni Eropa, selama Januari-Agustus 2009 peranan impor yang paling tinggi adalah dari *Jerman* dengan peranan sebesar 26,35 persen dari total impor Uni Eropa. *Perancis* menempati urutan kedua dengan peranan 19,05 persen, diikuti oleh *Inggris* (10,44 persen), *Swedia* (8,88 persen), dan *Italia* (8,13 persen).

**TABEL 3. NILAI DAN PERANAN IMPOR
DARI KELOMPOK NEGARA ASEAN, NAFTA, DAN UNI EROPA
JANUARI-AGUSTUS, 2008 DAN 2009**

KELOMPOK NEGARA	Januari-Agustus 2008		Januari-Agustus 2009	
	Nilai (Juta USD)	Peranan (%)	Nilai (Juta USD)	Peranan (%)
APEC				
ASEAN	30 174,9	33,40	16 964,1	28,38
Thailand	4 374,1	4,84	2 855,9	4,78
Singapura	16 026,0	17,74	9 726,5	16,27
Philipina	557,2	0,62	317,0	0,53
Malaysia	6 895,6	7,63	3 259,2	5,45
Myanmar	26,0	0,03	28,2	0,05
Kamboja	1,2	0,00	2,5	0,00
Brunei Darussalam	1 829,0	2,02	376,2	0,63
Laos	0,2	0,00	0,4	0,00
Vietnam	465,6	0,52	398,2	0,67
NAFTA	6 641,4	7,35	5 148,6	8,61
Amerika Serikat	5 282,9	5,85	4 363,9	7,30
Kanada	1 265,4	1,40	702,8	1,18
Meksiko	93,1	0,10	81,9	0,14
NEGARA APEC	32 102,9	35,53	22 847,6	38,23
Jepang	9 809,6	10,86	6 064,1	10,15
Hongkong	1 648,1	1,82	1 039,6	1,74
Korea Selatan	5 029,3	5,57	2 979,9	4,99
Taiwan	1 942,8	2,15	1 397,3	2,34
Cina	10 174,7	11,26	8 651,6	14,48
Papua New Guinea	15,1	0,02	36,7	0,06
Australia	2 761,5	3,06	2 182,0	3,65
Selandia Baru	556,1	0,62	374,5	0,63
Chili	165,7	0,18	121,9	0,20
UNI EROPA	6 866,3	7,60	5 742,6	9,61
Jerman	2 189,8	2,42	1 512,9	2,53
Perancis	773,5	0,86	1 093,9	1,83
Inggris	599,8	0,66	599,4	1,00
Swedia	723,7	0,80	510,1	0,85
Italia	682,1	0,75	466,6	0,78
Belanda	412,7	0,46	333,1	0,56
Belgia	439,2	0,49	290,2	0,49
Spanyol	191,4	0,21	176,6	0,30
Finlandia	280,2	0,31	164,0	0,27
Irlandia	70,7	0,08	142,1	0,24
Austria	251,1	0,28	158,7	0,27
Denmark	70,4	0,08	75,0	0,13
Hungaria	19,8	0,02	80,5	0,13
Cheska	40,9	0,05	27,3	0,05
Yunani	19,3	0,02	23,8	0,04
UNI EROPA LAINNYA	101,7	0,11	88,4	0,15
LAINNYA	14 559,5	16,38	9 065,0	15,17
TOTAL IMPOR	90 345,0	100,00	59 767,9	100,00

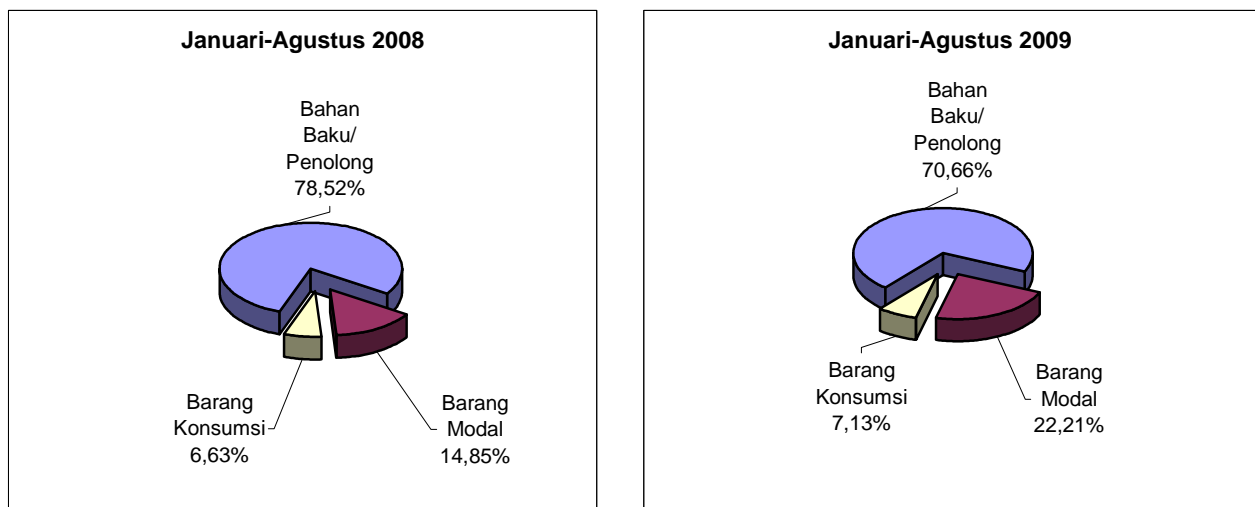
**TABEL 4. IMPOR MENURUT GOLONGAN PENGGUNAAN BARANG
JANUARI – AGUSTUS, 2005 - 2009**

Bulan/ Tahun	Nilai (Juta USD)				Peranan (%)				
	Barang Konsumsi	Bahan Baku/ Penolong	Barang Modal	Total	Barang Konsumsi	Bahan Baku/ Penolong	Barang Modal	Total	
Jan-Agts :									
SPK:	2005	2 951,6	30 378,4	5 606,4	38 936,4	7,58	78,02	14,40	100,00
	2006	3 003,7	30 979,2	6 075,1	40 058,0	7,50	77,34	15,17	100,00
	2007	4 345,9	35 761,2	6 877,3	46 984,4	9,25	76,11	14,64	100,00
SPU:	2008	5 990,8	70 936,2	13 418,0	90 345,0	6,63	78,52	14,85	100,00
	2009	4 263,4	42 232,1	13 272,4	59 767,9	7,13	70,66	22,21	100,00

Keterangan : SPK = Sistem Perdagangan Khusus
SPU = Sistem Perdagangan Umum

Rata-rata nilai impor Januari-Agustus periode 2005-2009 adalah sebesar USD55.218,3 juta dengan rata-rata nilai impor barang konsumsi dan peranannya USD4.111,1 juta (7,44 persen), impor *bahan baku/penolong* sebesar USD42.057,4 juta (76,17 persen), dan impor *barang modal* sebesar USD9.049,8 juta (16,39 persen). Jika dibandingkan Januari-Agustus 2008, maka nilai impor semua golongan barang periode yang sama 2009 mengalami penurunan. Penurunan tertinggi terjadi pada kelompok bahan baku/penolong yaitu sebesar 40,46 persen. Sementara itu, impor kelompok barang konsumsi dan barang modal menurun masing-masing sebesar 28,83 persen dan 1,09 persen.

**GRAFIK 5. PERSENTASE NILAI IMPOR INDONESIA
MENURUT GOLONGAN PENGGUNAAN BARANG
JANUARI-AGUSTUS, 2008 DAN 2009**



Dilihat dari peranannya selama Januari-Agustus periode 2005-2009, rata-rata peranan tertinggi diberikan oleh impor bahan baku/penolong yaitu 76,13 persen, diikuti oleh rata-rata impor barang modal sebesar 16,25 persen dan rata-rata impor bahan konsumsi sebesar 7,62 persen. Sementara itu, peran barang konsumsi yang tertinggi dicapai di tahun 2007 yaitu sebesar 9,25 persen. Golongan bahan baku/penolong memberikan peranan tertinggi di tahun 2008 sebesar 78,52 persen, sedangkan golongan barang modal peran tertingginya dicapai pada tahun 2009 sebesar 22,21 persen.

Jika dibandingkan dengan periode yang sama tahun sebelumnya, peranan nilai impor *barang konsumsi* dan *barang modal* terhadap keseluruhan nilai impor pada Januari-Juli 2009 mengalami peningkatan masing-masing dari 6,63 persen menjadi 7,13 persen (naik 0,50 poin) dan dari 14,85 persen menjadi 22,21 persen (naik 7,36 poin). Sebaliknya impor *bahan baku/penolong* menurun dari 78,52 persen menjadi 70,66 persen (turun 7,86 poin).

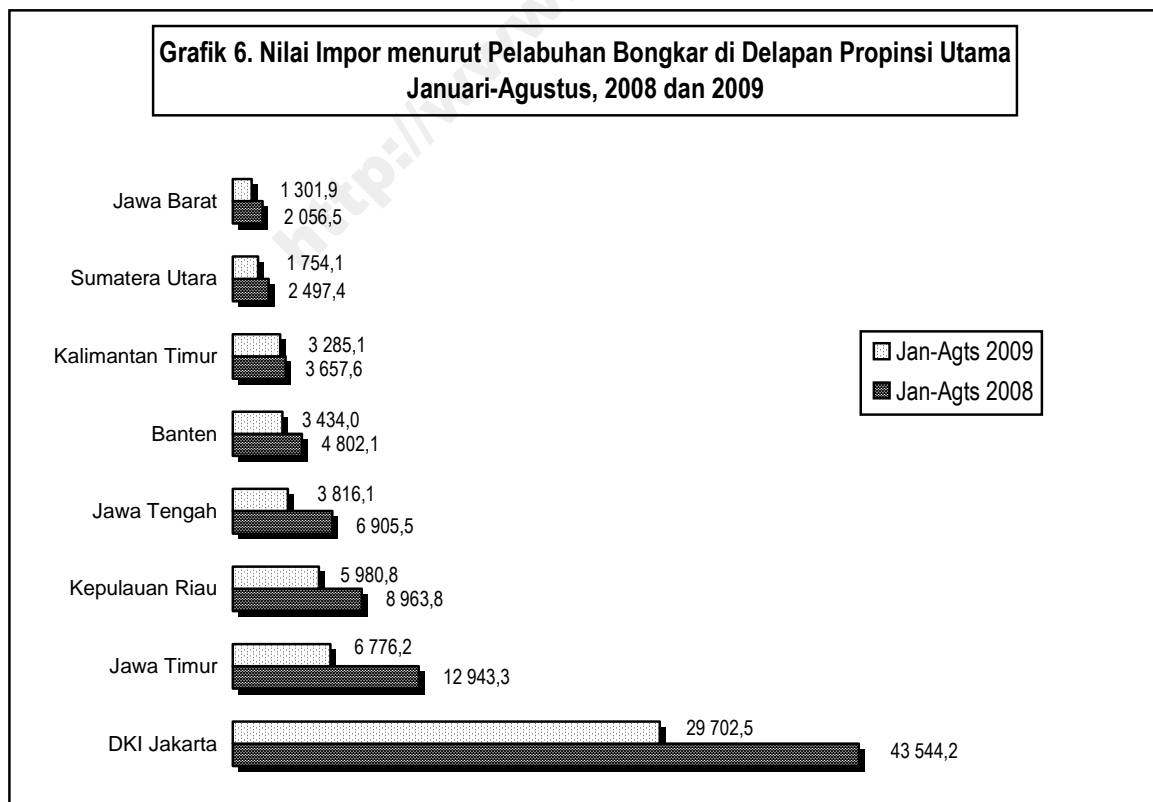
Menurut golongan barang SITC (Standard International Trade Classification) 1 dijit, kelompok barang utama impor selama Januari-Agustus 2009 adalah kelompok *mesin dan alat angkutan* dengan nilai sebesar USD22.763,0 juta dan memberikan peran sebesar 38,09 persen dari total impor Indonesia Januari-Agustus 2009. Dilihat dari nilainya, maka nilai impor kelompok ini menurun sebesar 18,48 persen jika dibandingkan periode yang sama tahun sebelumnya. Namun, dilihat dari peranan impor kelompok barang ini mengalami peningkatan sebesar 7,18 poin yaitu dari 30,91 persen menjadi 38,09 persen.

**TABEL 5. IMPOR MENURUT SITC-1 DIJIT
JANUARI-AGUSTUS, 2008 DAN 2009**

SITC	Januari-Agustus 2008		Januari-Agustus 2009		Perubahan Jan-Agts'09 thd Jan- Agts '08 (%)
	Nilai (Juta USD)	Peranan (%)	Nilai (Juta USD)	Peranan (%)	
0 Bahan Makanan dan Binatang Hidup	5 579,3	6,18	4 668,0	7,81	-16,33
1 Minuman dan Tembakau	315,3	0,35	260,3	0,43	-17,44
2 Bahan Baku dan Hasil Tambang	5 052,6	5,59	3 085,4	5,16	-38,93
3 Minyak dan Bahan Bakar Mineral	23 728,7	26,26	10 822,7	18,11	-54,39
4 Minyak Nabati dan Hewani	96,7	0,11	69,1	0,11	-28,54
5 Bahan Kimia dan produknya	11 151,9	12,34	7 410,6	12,40	-33,55
6 Barang-barang Buatan Pabrik	13 988,6	15,48	8 609,6	14,41	-38,45
7 Mesin dan Alat Angkutan	27 922,5	30,91	22 763,0	38,09	-18,48
8&9 Lainnya	2 509,4	2,78	2 079,2	3,48	-17,14
Total Impor	90 345,0	100,00	59 767,9	100,00	-33,84

Impor kelompok barang SITC 1 dijit yang terbesar berikutnya adalah *minyak dan bahan bakar mineral* dengan nilai USD10.822,7 juta dengan peran sebesar 18,11 persen, diikuti oleh *barang-barang buatan pabrik* sebesar USD8.609,6 juta (14,41 persen). Selanjutnya yaitu *bahan kimia dan produknya* sebesar USD7.410,6 juta (12,40 persen), *bahan makanan dan binatang hidup* sebesar USD4.668,0 juta (7,81 persen), *bahan baku dan hasil tambang* sebesar USD3.085,4 juta (5,16 persen), *kelompok barang lainnya* sebesar USD2.079,2 juta (3,48 persen), *minuman dan tembakau* sebesar USD260,3 juta (0,43 persen), dan *minyak nabati dan hewani* sebesar USD69,1 juta (0,11 persen).

Selama Januari-Agustus 2009, pelabuhan di DKI Jakarta membongkar barang impor terbesar dibanding dengan pelabuhan di propinsi lain, yaitu sebesar USD29.702,5 juta atau 49,70 persen dari total impor Indonesia. Propinsi dengan impor terbesar kedua adalah Jawa Timur yang mencapai USD6.776,2 juta (11,34 persen), diikuti Kepulauan Riau USD5.980,8 juta (10,01 persen), Jawa Tengah USD3.816,1 juta (6,39 persen), dan Banten USD3.434,0 juta (5,75 persen). Kemudian nilai impor yang masuk melalui propinsi Kalimantan Timur, Sumatera Utara, dan Jawa Barat masing-masing sebesar USD3.285,1 juta, USD1.754,1 juta, dan USD1.301,9 juta. Sementara nilai impor ke propinsi lainnya masih berada di bawah USD850 juta.



Dibandingkan periode yang sama tahun 2008, seluruh propinsi utama diatas mengalami perubahan negatif. Dua propinsi mengalami penurunan di atas 40 persen yaitu propinsi Jawa Timur yang mengalami penurunan sebesar 47,65 persen dan Jawa Tengah 44,74 persen. Lima propinsi berikutnya menurun antara 40,00 persen dan 20,00 persen yaitu Jawa Barat sebesar 36,69 persen, Kepulauan Riau 33,28 persen, DKI Jakarta 31,79 persen, Sumatera Utara 29,76 persen, dan Banten 28,49 persen. Sementara itu, propinsi Kalimantan Timur menurun dibawah 20,00 persen yaitu sebesar 10,18 persen.

TABEL 6. NILAI DAN PERANAN IMPOR MENURUT PROPINSI¹⁾
JANUARI-AGUSTUS, 2008 DAN 2009

Propinsi	Januari-Agustus 2008		Januari- Agustus 2009		Perubahan Jan-Agts'09 thd Jan- Agts '08 (%)
	Nilai (Juta USD)	Peranan (%)	Nilai (Juta USD)	Peranan (%)	
Nangroe Aceh Darussalam	16,7	0,02	37,5	0,06	124,55
Sumatera Utara	2 497,4	2,76	1 754,1	2,93	-29,76
Sumatera Barat	362,8	0,40	201,2	0,34	-44,54
Riau	1 168,2	1,29	471,0	0,79	-59,68
Jambi	104,3	0,12	61,4	0,10	-41,13
Sumatera Selatan	131,4	0,15	128,2	0,21	-2,44
Bengkulu	1,2	0,00	2,4	0,00	100,00
Lampung	707,9	0,78	823,0	1,38	16,26
Bangka Belitung	21,1	0,02	27,1	0,05	28,44
Kepulauan Riau	8 963,8	9,92	5 980,8	10,01	-33,28
DKI Jakarta	43 544,2	48,20	29 702,5	49,70	-31,79
Jawa Barat	2 056,5	2,28	1 301,9	2,18	-36,69
Jawa Tengah	6 905,5	7,64	3 816,1	6,39	-44,74
D I Yogyakarta	0,5	0,00	0,6	0,00	20,00
Jawa Timur	12 943,3	14,33	6 776,2	11,34	-47,65
Banten	4 802,1	5,32	3 434,0	5,75	-28,49
B A L I	555,8	0,62	449,7	0,75	-19,09
Nusa Tenggara Barat	167,1	0,18	132,3	0,22	-20,83
Nusa Tenggara Timur	2,4	0,00	2,4	0,00	0,00
Kalimantan Barat	67,7	0,07	50,0	0,08	-26,14
Kalimantan Tengah	16,6	0,02	27,7	0,05	66,87
Kalimantan Selatan	201,9	0,22	391,8	0,66	94,06
Kalimantan Timur	3 657,6	4,05	3 285,1	5,50	-10,18
Sulawesi Utara	8,0	0,01	6,7	0,01	-16,25
Sulawesi Tengah	1,0	0,00	1,3	0,00	30,00
Sulawesi Selatan	458,8	0,51	325,7	0,54	-29,01
Sulawesi Tenggara	0,1	0,00	7,7	0,01	7600,00
Gorontalo	0,0	0,00	0,0	0,00	---
Maluku	86,6	0,10	56,5	0,09	-34,76
Maluku Utara	0,0	0,00	0,0	0,00	---
Papua Barat	0,5	0,00	0,0	0,00	-100,00
Papua	894,0	0,99	513,2	0,86	-42,60
TOTAL IMPOR	90 345,0	100,00	59 767,9	100,00	-33,84

Keterangan : ¹⁾ = melalui pelabuhan bongkar yang terdapat di propinsi

I-1. IMPOR MENURUT GOLONGAN BARANG HS / IMPORT BY HS COMMODITY GROUPS
A. MENURUT 21 GOLONGAN BARANG (HS) / BY 21 HS COMMODITY GROUP
***** AGUSTUS / AUGUST 2009 *****

HS	Uraian golongan barang <i>Group description</i>	Berat bersih / Net weight (Kg)		Nilai / Value C.I.F (U S \$)	
		Bulan ini	Kumulatif	Bulan ini	Kumulatif
		<i>Current month</i>	<i>Cum. Jan. to date</i>	<i>Current month</i>	<i>Cum. Jan. to date</i>
I	Live animals; animal product	77.293.424	538.783.521	134.327.256	991.769.892
II	Vegetable products	895.665.102	5.880.820.042	361.996.706	2.447.325.594
III	Fats, oils, waxes of animal/vegetable	8.924.180	54.877.529	12.834.914	76.650.415
IV	Foodstuffs,beverages,spirits and tobacco	685.862.076	3.679.919.297	448.735.532	2.180.816.288
IX	Wood and its articles,plaiting materials	60.773.691	317.558.792	24.675.256	154.267.926
V	Mineral products	3.475.311.899	27.777.504.509	1.612.075.534	11.411.265.763
VI	Prod. of chemical or allied industries	1.074.824.671	6.026.068.480	971.356.178	5.841.636.586
VII	Plastics, rubber and articles there of	232.181.107	1.409.552.021	431.067.287	2.623.549.986
VIII	Raw hides, skins, leather and articles	6.367.601	38.624.789	23.299.011	198.309.383
X	Pulp, paper and articles there of	399.876.676	2.553.224.777	193.614.131	1.129.597.387
XI	Textiles & textile articles	115.541.237	846.892.677	352.970.118	2.732.763.323
XII	Footwear, umbrellas, artificial flowers	5.369.056	26.298.823	16.440.453	103.203.529
XIII	Cement, plaster, glass, ceramic products	54.929.619	334.926.940	38.638.944	278.223.019
XIV	Pearls & precious/semiprecious stones	476.309	2.592.940	4.847.662	39.081.857
XIX	Arms and amunition; parts & accesories	35.097	117.875	2.876.663	14.480.835
XV	Base metals and articles there of	895.236.305	4.695.103.256	854.025.381	5.543.597.044
XVI	Machinery,electric,electronic equipments	230.687.994	1.436.516.549	2.358.302.662	16.377.491.426
XVII	Vechiles, aircraft, and vessels	250.866.834	916.627.394	1.691.358.384	6.466.565.077
XVIII	Optical,photographic,musical instruments	5.872.488	41.826.571	118.491.374	809.519.601
XX	Miscellaneous manufactures articles.	17.445.088	102.918.758	53.726.256	344.862.828
XXI	Works of art,antiques special provisions	59.757	422.824	1.642.984	2.932.027
TOTAL IMPORT		8.493.600.211	56.681.178.364	9.707.302.686	59.767.909.786

I-1. IMPOR MENURUT GOLONGAN BARANG (HS) / IMPORT BY HS COMMODITY GROUPS
B. MENURUT GOLONGAN BARANG 2 DIJIT HS / BY COMMODITY 2 DIGITS HS
***** AGUSTUS / AUGUST 2009 *****

HS	Uraian golongan barang <i>Group description</i>	Berat bersih / Net weight (Kg)		Nilai / Value C.I.F (U S \$)	
		Bulan ini	Kumulatif	Bulan ini	Kumulatif
		<i>Current month</i>	<i>Cum. Jan. to date</i>	<i>Current month</i>	<i>Cum. Jan. to date</i>
1	Live animals	23.354.703	157.599.360	41.045.712	294.061.486
2	Meat and edible meat offal	11.477.636	76.012.465	27.786.571	175.893.637
3	Fish and crustaceans	16.280.333	113.960.185	13.487.131	96.716.655
4	Dairy products, bird's eggs, natural honey	24.066.651	184.565.922	48.223.319	409.184.085
5	Products of animal origin	2.114.101	6.645.589	3.784.523	15.914.029
6	Live trees and other plants	13.315	335.021	40.576	955.116
7	Edible vegetables and certain roots and tubers	63.239.920	468.669.739	27.285.714	201.579.914
8	Edible fruits and nuts	76.969.039	438.859.412	78.832.404	423.939.985
9	Coffee, tea, mate, and spices	5.979.101	31.766.939	6.217.068	34.086.728
10	Cereals	566.666.710	3.279.486.198	159.091.636	951.393.383
11	Products of the milling industry; malt, starches	94.569.014	508.162.443	34.328.630	190.005.376
12	Oil seeds and oleaginous fruits; grains,seed, and fruits	87.423.601	1.147.873.719	51.778.233	619.915.478
13	Lac; gums; resins and other vegetable saps and extracts	768.594	5.402.328	4.387.696	25.232.834
14	Vegetable plaiting materials; vegetable products	35.808	264.243	34.749	216.780
15	Animal or vegetable oils/fats and their cleavage products	8.924.180	54.877.529	12.834.914	76.650.415
16	Preparations of meat/fish/crustaceans/mollucs or other aquatic	547.565	3.237.055	1.608.033	8.726.623
17	Sugar and sugar confectionery	92.011.108	1.104.502.415	39.570.556	404.185.157
18	Cocoa and cocoa preparations	4.249.326	34.660.958	10.521.985	87.616.567
19	Preparations of cereals, flour, starch or milk; pastrycooks' products	6.627.896	31.048.921	12.686.104	65.055.068
20	Preparations of vegetables, fruits, nuts or other part of plants	5.458.532	32.155.537	7.007.607	42.416.068
21	Miscellaneous edible preparations	10.641.444	68.077.453	41.263.274	234.587.755
22	Beverages, spirit, and vinegar	15.375.827	63.959.027	8.658.911	39.027.620
23	Residues and waste from the food industries	543.068.468	2.305.278.206	283.429.353	1.077.379.336
24	Tobacco and manufactured tobacco substitutes	7.881.910	36.999.725	43.989.709	221.822.094
25	Salts; sulphur; earths and stone; plastering materials, lime and	707.944.838	4.468.969.425	65.047.013	428.247.626
26	Ores, slag, and ash	156.742.282	798.049.842	19.884.680	144.168.637
27	Mineral fuels, mineral oils and products of their distillation	2.610.624.779	22.510.485.242	1.527.143.841	10.838.849.500
28	Inorganic chemicals	267.837.366	1.607.817.739	97.279.325	624.696.045
29	Organic chemicals	336.984.498	2.361.477.171	417.221.595	2.522.827.786
30	Pharmaceutical products	1.701.741	12.624.053	33.534.454	250.658.796
31	Fertilizers	345.583.721	1.329.179.677	135.227.737	552.956.658
32	Tanning or dyeing extracts	26.444.152	168.153.414	67.308.229	443.900.429
33	Essential oils and resinoids; perfumery, cosmetic or toilet preparatio	11.018.529	53.373.411	58.740.448	327.666.757
34	Soap, organic surfasce-active agents, washing, and lubricating	15.794.109	90.742.079	33.129.435	195.498.004
35	Albuminoidal substances; modified starches; glues; enzymes	15.378.737	101.244.353	22.902.189	155.063.617
36	Explosives; pyrotechnic products; matches; certain combustible	2.236.818	12.378.327	8.526.588	36.952.696
37	Photographic and cinematographic goods	2.992.117	10.289.164	5.870.736	44.626.629
38	Miscellaneous chemical products	48.852.883	278.789.092	91.615.442	686.789.169
39	Plastics and articles thereof	195.317.199	1.179.050.752	333.862.195	1.945.630.623
40	Rubber and articles thereof	36.863.908	230.501.269	97.205.092	677.919.363

I-1. IMPOR MENURUT GOLONGAN BARANG (HS) / IMPORT BY HS COMMODITY GROUPS
B. MENURUT GOLONGAN BARANG 2 DIJIT HS / BY COMMODITY 2 DIGITS HS
***** AGUSTUS / AUGUST 2009 *****

H S	Uraian golongan barang Group description	Berat bersih / Net weight (Kg)		Nilai / Value C.I.F (U S \$)	
		Bulan ini Current month	Kumulatif Cum. Jan. to date	Bulan ini Current month	Kumulatif Cum. Jan. to date
41	Raw hides, skins, and leather	4.196.965	27.972.122	13.768.057	146.583.669
42	Articles of leather; saddlery and harness; travel goods and similar	2.165.348	10.599.852	9.459.613	51.286.201
43	Furskins and artificial fur; manufactures thereof	5.288	52.815	71.341	439.513
44	Wood and articles of wood; wood charcoal	60.601.977	316.772.172	24.341.397	152.469.611
45	Cork and articles of cork	94.937	349.407	181.861	921.355
46	Manufactured of straw or other plaiting materials; basketware and	76.777	437.213	151.998	876.960
47	Pulp of wood or of other fibrous cellulosic material; recovered	342.979.508	2.173.933.796	106.003.924	559.718.183
48	Paper and paperboard; articles of paper pulp or of	56.364.866	374.324.360	84.274.480	529.269.066
49	Printed books, newspapers, pictures, and other products of printing	532.302	4.966.621	3.335.727	40.610.138
50	Silk	80.480	670.640	491.027	4.583.781
51	Wool, fine or coarse animal hair; horse hair yarn, woven fabrics of	328.550	2.542.874	6.272.887	34.350.517
52	Cotton	62.285.372	443.891.924	124.160.472	956.997.818
53	Other vegetable textile fibres; paper yarns and woven fabrics of	1.111.618	8.828.709	1.146.249	17.168.954
54	Man-made filaments	9.784.845	80.577.041	46.297.205	389.074.674
55	Man-made staple fibres	18.565.948	135.301.046	54.580.853	362.825.177
56	Wadding, felt, and non-wovens	3.712.727	28.993.360	11.451.412	93.245.961
57	Carpets and other textile floor coverings	1.208.160	6.046.500	2.228.672	12.149.581
58	Special woven fabrics; tufted textile fabrics; lace; tapestries; embro	1.518.449	11.546.878	16.007.713	128.610.234
59	Impregnated, coated, covered or laminated textile fabrics	3.508.033	33.373.407	19.990.617	157.169.410
60	Knitted or crocheted fabrics	6.056.096	54.465.175	44.179.954	407.047.682
61	Articles of apparel and clothing accessories, knitted or crocheted	2.197.030	12.817.323	10.846.096	72.508.997
62	Articles of apparel and clothing accessories, not knitted or	2.438.859	13.567.358	11.653.752	72.332.669
63	Other made up textile articles; sets; worn clothing and worn textile a	2.745.070	14.270.442	3.663.209	24.697.868
64	Footwear, gaiters and the like; parts of such articles	4.747.814	22.588.063	14.634.659	91.453.505
65	Headgear and parts thereof	172.328	986.589	889.925	5.386.956
66	Umbrellas, walking sticks, seat-sticks, whips, riding crops and parts	309.170	2.011.043	458.389	2.619.341
67	Prepared feathers and articles; artificial flowers; articles of human	139.744	713.128	457.480	3.743.727
68	Articles of stone, plaster, cement, asbestos, mica or similar material	15.489.252	81.001.133	12.975.775	69.995.774
69	Ceramic products	20.938.184	133.951.305	10.232.691	100.460.885
70	Glass and glassware	18.502.183	119.974.502	15.430.478	107.766.360
71	Natural and cultured pearls, precious/semi precious stones, and	476.309	2.592.940	4.847.662	39.081.857
72	Iron and steel	690.513.978	3.374.561.418	364.457.476	2.298.984.937
73	Articles of iron and steel	105.556.080	794.497.271	239.314.705	1.907.634.738
74	Cooper and articles thereof	17.589.669	85.166.520	70.661.049	303.135.405
75	Nickel and articles thereof	99.171	1.203.400	1.656.258	14.110.506
76	Aluminium and articles thereof	43.682.843	211.823.743	91.247.032	457.872.976
78	Lead and articles thereof	7.211.442	39.045.561	12.744.774	57.581.262
79	Zinc and articles thereof	12.139.862	75.432.869	20.605.787	112.097.689
80	Tin and articles thereof	147.250	1.366.739	1.709.560	7.468.636
81	Other base metal; cermets; and articles thereof	365.330	1.727.520	3.009.595	19.399.301
82	Tools, implements, cutlery, spoon and forks, of base metal and	4.889.156	29.013.585	19.048.410	156.806.409
83	Miscellaneous articles of base metal	13.041.524	81.264.630	29.570.735	208.505.185
84	Nuclear reactors, boilers, machinery and mechanical appliances;	164.697.344	1.016.497.363	1.329.250.955	9.433.502.409
85	Electrical machinery and equipments; sound	65.990.650	420.019.186	1.029.051.707	6.943.989.017
86	Railway and tramway locomotive, mechanical traffic, and all kinds	591.908	5.311.840	20.180.595	48.653.883
87	Vehicles other than railway/tramway, and parts and accessories	43.583.785	249.065.511	305.851.748	1.898.695.135
88	Aircraft and its components	383.893	4.952.463	201.952.446	2.120.373.784
89	Ships, boat, and floating structures	199.418.072	593.021.172	1.102.339.740	1.912.396.209
90	Optical, photographic, cinematographic, measuring, checking,	4.505.474	32.662.823	103.230.669	720.103.830
91	Clocks and watches and parts thereof	554.707	2.760.404	7.325.575	25.818.537
92	Musical instruments; parts and accessories of such articles	812.307	6.403.344	7.935.130	63.597.234
93	Arms and ammunition; parts and accessories thereof	35.097	117.875	2.876.663	14.480.835
94	Furnitures, bedding, mattress supports, cushions and stuffed	7.931.042	47.348.783	21.885.541	132.425.644
95	Toys, games and sports requisites; parts and accessories thereof	4.911.083	24.883.942	12.392.602	71.038.717
96	Miscellaneous manufactured articles	4.602.963	30.686.033	19.448.113	141.398.467
97	Works of arts, collectors' piece and antiques	59.757	422.824	1.642.984	2.932.027
98	Vehicles in ckd and their components	6.889.176	64.276.408	61.033.855	486.446.066
TOTAL IMPORT		8.493.600.211	56.681.178.364	9.707.302.686	59.767.909.786

I-1. IMPOR MENURUT GOLONGAN BARANG (HS) / IMPORT BY HS COMMODITY GROUPS
C. MENURUT 40 GOLONGAN BARANG (HS) TERBESAR / BY BIG 40 COMMODITIES (HS)
***** AGUSTUS / AUGUST 2009 *****

H S	Uraian golongan barang Group description	Berat bersih / Net weight (Kg)		Nilai / Value C.I.F (U S \$)	
		Bulan ini	Kumulatif	Bulan ini	Kumulatif
		Current month	Cum. Jan. to date	Current month	Cum. Jan. to date
2709001000	Crude Petroleum Oil	1.193.629.380	9.769.792.811	638.040.889	4.255.861.528
2710111200	Motor Spirit, Premium Unleaded	623.832.348	4.883.965.140	436.248.191	2.689.977.730
8802401000	Aeroplanes Of An Unladen Weight > 15,000 Kg	285.221	4.460.630	175.986.874	1.988.878.341
2710197100	High Speed Diesel Fuel	346.570.574	3.939.593.501	206.753.881	1.955.610.838
8517120000	Telephones For Cellular Networks/for Other Wireless Networks	1.079.675	5.710.587	174.057.392	1.040.270.309
1001901900	Other Wheat, For Human Consumption	498.115.706	2.909.606.837	139.178.594	828.382.256
2304000000	Oil-cake&other Solid Residues,in Pellet Form, From The Extract Of Soyabean Oil	377.390.623	1.565.946.812	184.223.198	671.203.603
5201000000	Cotton, Not Carded/combed.	52.145.666	364.766.666	65.981.976	482.908.968
8901902400	Other Vessels, Motorised Of Gross Tonnage > 500 But <= 4000 Ton	22.562.000	43.072.200	443.626.092	482.577.337
1201009000	Other Soya Beans, Whether Or Not Broken	61.234.236	928.232.128	30.041.548	437.247.135
2902430000	P-xylene	52.607.963	446.424.929	54.639.295	393.791.245
8904001900	Tugs Of Gro Tonnage >26 Ton, Of A Power <= 4000 Hp	8.155.000	13.447.603	312.206.835	384.865.944
8529904000	Parts Of Digital Cameras/video Camera Recorders With App Of Hd 85.25 To 85.28	520.853	2.684.624	60.986.889	351.275.509
8542390000	Other Electronic Integrated Circuits	202.764	1.423.539	50.377.613	333.907.358
2901210000	Ethylene	87.534.488	475.427.715	81.745.957	332.316.970
2710197900	Other Fuel Oils	155.812.886	885.687.882	68.578.642	326.289.752
2710117000	Naphtha, Reformate Or Preparations For Preparing Spirits	51.094.340	678.516.746	31.881.842	309.612.336
8517709900	Other Parts In Subheading 85.17.70	1.212.746	4.705.851	43.503.531	301.911.027
0102901000	Live Oxen, Other Than Pure-bred Breeding Animals	23.343.428	157.056.492	41.020.001	293.079.182
8471302000	Laptop Incl Notebooks	665.730	3.307.730	54.261.521	286.989.030
8704102200	Damper Designed For Off Highway, > 24 T Not Ckd	2.833.847	25.816.318	27.331.711	284.288.349
8473309000	Parts & Access Ofother Machines Of Heading 84.71	1.054.154	8.746.762	36.571.773	271.028.706
1701110010	Cane Sugar,icumsa Minimal 1200	34.925.000	758.360.008	13.621.500	262.568.799
3104200000	Potassium Chloride	127.506.637	365.010.952	76.244.914	237.067.073
8443910000	Part & Accessori Of Print Machinery Used For Print By Component Of Head 84.42	742.395	3.712.739	40.404.555	234.370.221
8431430000	Parts Of Boring/sinking Mach Of Subhead 8430.41/8430.49	2.761.264	15.690.773	39.715.706	229.980.504
8901902600	Other Vessels, Motorised Of Gross Tonnage > 5000 Ton	59.561.000	184.195.000	59.576.036	224.666.495
8901901400	Other Vessels, Not Motorised Of Gross Tonnage > 500 Ton	76.554.322	140.263.266	110.131.691	214.846.119
7308909000	Other Structures And Parts Of Structures Of Iron Or Steel	18.529.003	87.453.872	10.141.553	207.952.389
8411990000	Oth Parts Of Gas Turbines	410.835	2.387.557	24.439.847	205.839.770
8429520000	Loader	7.364.709	33.382.651	37.665.825	204.675.466
7207121000	Slabs Of Iron/non Alloy, Cont.< 0,25% Of Carbon, Other Than Square	106.996.153	494.454.464	40.188.445	199.919.951
2710111600	Other Motor Spirit, Unleaded	22.122.772	358.450.003	9.524.638	199.865.001
7304190000	Oth.tube,pipe&hollow Profile,seamless, Line Pipe Of A Kind Use For Oil/gas Pipe	8.932.230	105.088.881	21.539.992	182.772.891
3902102000	Polypropylene In Granule Form	32.509.472	181.031.799	36.177.017	182.118.355
8542900000	Parts Of Electronic Integrated Circuits	159.295	1.109.188	33.324.640	178.437.855
9801202000	Vhcls Of Head 8704 With 5 Ton < Gross Weight <= 24 Ton, Incmpltly Knocked Down	2.447.960	21.686.619	23.288.599	176.731.913
2711120000	Liquid Propane	18.384.969	377.279.688	9.335.887	172.776.292
9801102000	Oth Vhcl Of Head 8703 With (4x2) System Incompletely Knocked Down, For Person	2.809.180	16.466.780	24.421.466	165.955.987
8404909000	Other Parts Of Auxiliary Machinery For Use With Boilers	9.690.518	31.518.667	46.311.021	162.765.354

I-2 IMPOR MENURUT GOLONGAN BARANG SITC / IMPORT BY SITC COMMODITY GROUPS
***** AGUSTUS / AUGUST 2009 *****

SITC	Uraian golongan barang Group description	Berat bersih / Net weight (Kg)		Nilai / Value C.I.F. (US \$)	
		Bulan ini Current month	Kumulatif Cum. Jan. to date	Bulan ini Current month	Kumulatif Cum. Jan. to date
A. By Commodity 1 digit SITC					
0	Bahan makanan dan binatang hidup	1.517.014.909	8.746.675.023	823.557.538	4.667.962.556
1	Minuman dan tembakau	23.232.791	100.589.596	52.614.229	260.341.630
2	Bahan mentah	1.569.734.953	9.320.528.182	482.206.992	3.085.438.799
3	Bahan bakar, bahan penyemir, dsb	2.605.932.088	22.476.197.818	1.524.971.455	10.822.656.763
4	Minyak/lemak nabati dan hewan	8.280.656	51.641.726	11.544.511	69.091.087
5	Bahan kimia	1.231.999.892	6.882.370.043	1.253.171.692	7.410.632.727
6	Hasil industri menurut bahan	998.343.180	6.405.580.224	1.205.117.162	8.609.590.121
7	Mesin dan alat pengangkutan	481.129.215	2.353.227.850	4.042.171.410	22.763.001.741
8	Hasil industri lainnya	57.928.473	344.301.068	310.439.168	2.065.416.715
9	Barang dan transaksi khusus lainnya	4.054	66.834	1.508.529	13.777.647
	TOTAL IMPORT	8.493.600.211	56.681.178.364	9.707.302.686	59.767.909.786
B. By Commodity 2 digit SITC					
0	Live animal for food	23.354.703	157.599.360	41.045.712	294.061.486
1	Meat and meat preparations	11.557.615	77.157.391	28.085.389	178.395.077
2	Dairy product and eggs	23.096.520	179.662.497	47.019.545	403.393.816
3	Fish, crustaceans, molluscs and their preparations	16.740.620	116.006.250	14.786.444	102.880.811
4	Cereals and cereal preparations	634.358.964	3.702.999.809	187.976.745	1.127.164.447
5	Fruits and vegetables	146.129.392	943.143.858	113.676.300	672.605.985
6	Sugar, sugar preparations, and honey	93.147.760	1.110.328.095	41.249.805	412.944.065
7	Coffee, tea, cocoa, and spices	10.696.729	69.183.427	19.674.733	142.571.854
8	Feeding stuff for animals	543.077.028	2.305.371.186	283.431.498	1.077.410.417
9	Miscellaneous food preparations	14.855.578	85.223.150	46.611.367	256.534.598
11	Beverages	15.350.881	63.589.871	8.624.520	38.519.536
12	Tobacco and tobacco manufactured	7.881.910	36.999.725	43.989.709	221.822.094
21	Hides, skins and furskins	2.089.120	10.418.562	1.231.436	6.491.829
22	Oil seeds, nuts, and kernels	86.776.206	1.144.455.991	50.357.665	609.627.533
23	Crude rubber	22.350.676	135.728.790	35.492.992	214.556.395
24	Wood, lumber, and cork	15.452.447	122.910.852	7.722.169	68.461.559
25	Pulp and waste paper	342.979.508	2.173.933.796	106.003.924	559.718.183
26	Textile fibres and their waste	67.507.268	482.387.020	105.580.829	752.248.279
27	Crude fertilizers and crude minerals	614.032.466	3.492.306.801	63.012.001	395.514.490
28	Metalliferous ores and metal scraps	414.979.849	1.742.562.433	103.164.601	426.455.963
29	Crude animals and vegetable materials, nes	3.567.413	15.823.937	9.641.375	52.364.568
32	Coal, coke, and briquettes	10.175.184	90.440.747	3.267.577	27.104.922
33	Petroleum and petroleum products	2.555.634.199	21.612.117.082	1.500.579.756	10.435.907.855
34	Gas; natural and manufactured	40.122.705	773.639.989	21.124.122	359.643.986
41	Animal oils and fats	1.025.094	3.611.201	1.586.709	7.448.584
42	Fixed vegetable oils/fats	3.874.315	25.409.210	5.106.832	27.320.778
43	Animal vegetable oils/fats	3.381.247	22.621.315	4.850.970	34.321.725
51	Organic chemicals	338.929.676	2.375.656.429	403.643.324	2.416.066.862
52	Inorganic chemicals	221.689.673	1.308.007.395	85.421.372	542.934.858
53	Dyeing, tanning, and colouring materials	27.035.428	170.962.719	68.016.271	447.099.557
54	Medical and pharmaceutical products	2.698.198	19.087.203	52.773.256	392.331.620
55	Essential oils and perfumery materials	19.332.176	105.406.867	75.435.602	435.993.732
56	Manufactured fertilizers	344.790.926	1.323.009.212	134.750.080	549.780.010
57	Plastics in primary forms	161.762.440	965.910.501	244.091.455	1.375.779.560
58	Plastics in non-primary forms	20.994.789	128.692.225	48.984.170	303.503.155
59	Chemical materials and its products, nes	94.766.586	485.637.492	140.056.162	947.143.373
61	Leather, leather med, nes	2.153.426	17.879.553	12.974.940	142.644.444
62	Rubber manufactured, nes	14.284.657	93.347.430	60.598.078	455.624.777
63	Wood and cork manufactured	45.244.467	194.210.727	16.801.089	84.929.407
64	Paper, paperboard, and manufactured thereof	55.682.425	369.868.385	76.430.442	477.381.726
65	Textile yarns, fabrics, and their products	44.064.636	341.909.826	225.780.657	1.841.398.152
66	Non metallic minerals manufactured	156.834.028	1.359.036.370	44.052.968	329.581.937
67	Iron and steel	535.773.530	3.185.929.120	430.292.048	3.113.596.317
68	Non ferrous metals	72.609.310	375.189.015	178.490.318	861.605.314
69	Manufactured of metal, nes	71.696.701	468.209.798	159.696.622	1.302.828.047
71	Power generating machine and equipments	51.048.745	276.519.505	342.824.145	2.293.531.701
72	Machinery specialized for particular industry	49.926.209	284.507.856	353.251.614	2.504.238.403
73	Metalworking machinery	6.344.233	43.833.593	46.350.214	375.868.986
74	General industrial machinery and equipments	59.106.731	410.328.713	458.847.718	3.430.036.647
75	Office machinery and automatic data processing	8.297.605	54.407.558	190.292.581	1.301.125.399
76	Telecommunication and reproducers apparatus	14.697.521	87.700.924	429.363.193	3.001.718.425
77	Electrical machinery and apparatus	41.490.150	284.063.996	533.906.215	3.433.970.998
78	Road vehicles	50.086.678	309.636.694	377.861.884	2.360.140.737
79	Other transportation equipments	200.131.343	602.229.011	1.309.473.846	4.062.370.445
81	Sanitary, plumbing, and fittings	4.856.688	28.949.289	18.852.618	102.744.497
82	Furniture	5.894.874	33.307.707	14.097.994	77.498.129
83	Traveling goods	1.909.120	9.583.621	8.368.912	45.254.432
84	Clothing	5.670.301	32.899.495	26.912.221	182.252.494
85	Footwear	4.747.814	22.588.063	14.634.659	91.453.505
87	Professional, scientific, and contractor instruments	3.951.404	28.741.502	76.319.540	514.405.984
88	Photographic apparatus, equipments and optics	4.078.752	16.910.349	27.692.253	190.443.959
89	Miscellaneous manufactured articles	26.819.520	171.321.042	123.560.971	861.363.715
96	Coin; not being legal tender	743	2.932	1.857	9.029
97	Gold; non monetary	3.311	63.902	1.506.672	13.768.618

TOTAL IMPORT

8.493.600.211

56.681.178.364

9.707.302.686

59.767.909.786

<http://www.bps.go.id>

I-2 IMPOR MENURUT GOLONGAN BARANG SITC / IMPORT BY SITC COMMODITY GROUPS
***** AGUSTUS / AUGUST 2009 *****

SITC	Uraian golongan barang Group description	Berat bersih/ Net weight(Kg)		Nilai/Value C.I.F.(US\$)	
		Bulan ini Current month	Kumulatif Cum.Jan.to date	Bulan ini Current month	Kumulatif Cum.Jan.to date
C. By Commodity 3 digit SITC					
001	Live Animals Other Than Fish	23.354.703	157.599.360	41.045.712	294.061.486
011	Meat Of Bovine Animals Fresh, Chilled Or Frozen	6.684.442	41.865.740	18.709.247	114.760.106
012	Other Meat, Other Edible Meat Offal, Fresh, Chilled Or Frozen	4.780.218	34.102.537	8.965.208	60.819.516
016	Meat And Edible Meat Offal, Salted, Dried, Edible Flour Of Meat	13.221	44.433	112.573	314.472
017	Meat And Edible Meat Offal, Prepared Or Preserved	79.734	1.144.681	298.361	2.500.983
022	Milk,cream, And Milk Products Other Than Butter Or Cheese	20.833.269	160.420.886	40.521.878	340.811.278
023	Butter And Other Fats From Milk	1.228.174	8.951.379	3.122.560	24.271.022
024	Cheese And Curds	987.554	9.349.337	3.136.924	32.687.933
025	Eggs, Birds, And Egg Yolks; Fresh, Dried Or Otherwise Preserved	47.523	940.895	238.183	5.623.583
034	Fish, Fresh, Chilled Or Frozen	13.247.157	87.058.501	9.789.390	66.852.530
035	Fish, Dried Salted Or In Brine; Smoked Fish	1.848.996	14.520.708	1.586.304	11.854.364
036	Crustaceans, Molluscs, And Aquatic Invertebrates	1.183.935	12.380.731	2.110.980	18.009.304
037	Fish, Crustaceans, Molluscs, And Other Aquatic Invertebrates;	460.532	2.046.310	1.299.770	6.164.613
041	Wheat And Meslin, Unmilled	499.604.740	2.911.267.901	139.675.195	829.400.564
042	Rice	18.007.294	172.138.071	7.638.810	75.329.116
043	Barley, Unmilled	0	2.704	0	2.458
044	Maize, Unmilled	48.383.478	187.734.442	11.528.439	43.697.660
045	Cereals, Unmilled	671.198	8.343.080	249.192	2.963.585
046	Meal And Flour Of Wheat And Flour Of Meslin	60.712.261	378.532.067	21.187.198	132.455.138
047	Other Cereal Meals And Flours	620.081	4.765.079	267.327	1.875.258
048	Cereal Preparations And Preparations Of Flours/starchs Of Fruit	6.359.912	40.216.465	7.430.584	41.440.668
054	Vegetables, Fresh, Chilled, Frozen Or Simply Preserved	62.436.605	464.534.967	25.585.974	191.702.854
056	Vegetables, Roots And Tubers, Prepared Or Preserved Nes	4.224.096	27.091.148	5.879.340	39.321.533
057	Fruit And Nut; Fresh Or Dried	76.923.762	438.391.955	78.737.797	423.090.584
058	Fruits, Preserved And Preparations	1.560.687	6.956.853	1.819.290	9.093.091
059	Fruit And Vegetable Juices	984.242	6.168.935	1.653.899	9.397.923
061	Sugar, Molasses, And Honey	92.420.956	1.106.881.992	39.440.363	403.056.245
062	Sugar Confectionery	726.804	3.446.103	1.809.442	9.887.820
071	Coffee And Coffee Substitutes	1.748.041	8.021.068	4.465.286	29.783.905
072	Cocoa	3.681.828	29.308.101	8.985.923	71.744.927
073	Chocolate And Other Food Preparations Containing Cocoa	567.498	5.352.857	1.536.062	15.871.640
074	Tea And Mate	850.656	4.821.261	2.078.324	10.821.786
075	Spices	3.848.706	21.680.140	2.609.138	14.349.596
081	Feeding Stuff For Animals	543.077.028	2.305.371.186	283.431.498	1.077.410.417
091	Margarine And Shortening	643.281	2.750.016	1.286.724	7.426.860
098	Edible Products And Preparations	14.212.297	82.473.134	45.324.643	249.107.738
111	Non-alcoholic Beverages, Nes	15.341.159	63.515.397	8.586.193	38.141.193
112	Alcoholic Beverages	9.722	74.474	38.327	378.343
121	Tobacco, Unmanufactured And Refused	6.835.020	30.395.340	36.258.480	173.295.016
122	Tobacco, Manufactured	1.046.890	6.604.385	7.731.229	48.527.078
211	Hides And Skins, Raw	2.089.091	10.391.913	1.217.587	6.350.563
212	Furskins, Raw	29	26.649	13.849	141.266
222	Oil Seeds Use For Extraction Ofsoft Fixed Vegetable Oils	84.870.728	1.139.679.025	49.418.739	602.934.294
223	Oil Seeds Use For Extraction Of Other Fixed Vegetable Oils	1.905.478	4.776.966	938.926	6.693.239
231	Natural Rubber Latex;natural Rubber And Similar Natural Gums	758.349	5.776.292	986.787	8.374.834
232	Synthetic Rubber Latex, Synthetic/reclaimed Rubber	21.592.327	129.952.498	34.506.205	206.181.561
244	Cork,natural,raw And Waste	6.443	27.784	6.811	114.822
245	Fuel Wood And Wood Charcoal	1.124.653	1.605.034	352.588	678.687
246	Wood In Chips Or Particles And Waste	174.047	6.199.352	82.382	908.076
247	Wood In The Rough Or Roughly Squared	3.532.746	21.921.822	1.149.111	7.976.733
248	Wood,Simply Worked And Railway Sleeper Of Wood	10.614.558	93.156.860	6.131.277	58.783.241
251	Pulp And Waste Paper	342.979.508	2.173.933.796	106.003.924	559.718.183
261	Silk	3.454	332.779	27.620	2.369.448
263	Cotton	52.445.443	367.713.381	66.899.480	497.631.940
264	Jute And Other Textile Bast Fibres	8	1.640.772	3.223	870.348
265	Vegetable Textile Fibres,raw Or Processed;waste Of These Fibres	209.983	769.006	167.779	762.588
266	Synthetic Fibres Suitable For Spinning	9.892.314	77.196.038	18.725.441	128.496.914
267	Other Man-made Fibres Suitable For Spinning And Waste	4.884.123	33.668.810	19.522.579	117.112.680
268	Wool And Other Animal Hair	52.285	959.621	228.227	4.858.832
269	Old Clothing And Other Old Textile Articles; Rags	19.658	106.613	6.480	145.529
272	Fertilizers, Crude	129.763.698	562.685.099	22.337.027	129.217.797
273	Stone, Sand And Gravel	208.763.654	962.274.822	9.087.381	46.614.647
274	Sulphur And Unroasted Iron Pyrites	14.971.572	139.322.703	1.167.475	29.277.057
277	Natural Abrasives	2.436.087	11.796.744	892.541	4.542.995
278	Other Crude Minerals	258.097.455	1.816.227.433	29.527.577	185.861.994
281	Iron Ore And Concentrates	153.896.590	773.088.936	16.976.822	115.718.103
282	Waste And Scrap Metal Of Iron/steel	207.455.098	627.481.183	61.655.784	173.077.191
283	Copper Ores And Concentrates	74.048	10.131.167	1.760.415	17.132.696
284	Nickel Ores And Concentrates	739	3.227	2.060	10.380
285	Aluminium Ores And Concentrates	46.171.059	300.415.723	11.866.953	82.192.501
286	Ores And Concentrates Of Uraniumand Thorium	0	2	0	6
287	Ores And Concentrates Of Basemetals	2.737.362	13.095.743	2.876.333	13.450.218
288	Non-ferrous Base Metal Waste And Scraps	4.644.953	18.346.368	8.026.234	24.864.576
289	Ores And Concentrates Of Precious Metals; Waste,scraps	0	84	0	10.292
291	Crude Animal Materials	2.114.101	6.645.589	3.784.523	15.914.029
292	Crude Vegetable Materials	1.453.312	9.178.348	5.856.852	36.450.539

I-2 IMPOR MENURUT GOLONGAN BARANG SITC / IMPORT BY SITC COMMODITY GROUPS
***** AGUSTUS / AUGUST 2009 *****

SITC	Uraian golongan barang Group description	Berat bersih/ Net weight(Kg)		Nilai/Value C.I.F.(US\$)	
		Bulan ini Current month	Kumulatif Cum.Jan.to date	Bulan ini Current month	Kumulatif Cum.Jan.to date
C. By Commodity 3 digit SITC					
321	Coals, Pulverized Or Not	2.651.570	53.695.066	632.729	15.435.741
322	Briquettes, Lignite And Peat	238.763	773.199	147.097	861.837
325	Coke And Semi Coke Of Coal/lignite/peat	7.284.851	35.972.482	2.487.751	10.807.344
333	Petroleum Oil, Crude	1.193.661.220	9.770.038.732	638.066.043	4.256.139.822
334	Petroleum Products, Refined	1.289.291.369	11.427.579.255	826.261.139	5.983.120.292
335	Residual Petroleum Products, And Related Materials	72.681.610	414.499.095	36.252.574	196.647.741
342	Liquefied Propane And Butane	38.376.803	717.185.578	20.120.641	330.606.990
343	Natural Gas, Liquefied Or Not	1.736.207	3.931.410	957.095	2.156.517
344	Petroleum Gases And Other Gas	9.235	52.522.027	38.684	26.864.810
345	Coal Gas, Water Gas And Similar Gas	460	974	7.702	15.669
411	Animal Oils And Fats	1.025.094	3.611.201	1.586.709	7.448.584
421	Fixed Vegetable Fats And Oils Soft,crude,refined Or Fractioned	3.590.715	13.563.127	4.667.167	17.649.675
422	Fixed Vegetable Fats And Oils Solid,crude,refined Or Fractioned	283.600	11.846.083	439.665	9.671.103
431	Animal And Vegetable Oil; Fat Processed And Their Wax	3.381.247	22.621.315	4.850.970	34.321.725
511	Hydrocarbon And Their Halogenated, Nitrated Derivatives	210.825.980	1.511.235.874	203.175.030	1.158.133.549
512	Alcohols,phenols,phenol-alcohols And Their Halogenated	44.649.537	377.265.221	41.327.705	283.879.118
513	Carboxylic Acids,and Their Anhydrides,halides,peroxides	35.927.477	226.300.729	45.040.865	273.319.616
514	Nitrogen-function Compounds	15.029.581	92.958.016	36.848.931	229.696.044
515	Organo-inorganic And Heterocyclic Compounds	15.069.597	87.341.513	51.676.102	334.917.108
516	Other Organic Chemicals	17.427.504	80.555.076	25.574.691	136.121.427
522	Inorganic Chemical Elements, Oxides And Halogen Salts	51.969.293	398.823.147	36.303.667	237.960.717
523	Metallicsalts And Peroxysalts	167.795.608	894.319.556	47.454.221	289.711.437
524	Other Inorganic Chemicals;chemical Compound Of Precious	1.921.297	14.838.806	1.412.908	13.009.556
525	Radioactive And Associated Materials	3.475	25.886	250.576	2.253.148
531	Synthetic Organic; Colouring Matter	5.312.245	36.211.693	23.874.005	160.880.670
532	Dyeing/tanning Extracts And Synthetic Tanning Materials	1.271.900	6.722.759	1.711.582	9.561.413
533	Pigments, Paints, Varnishes, And Related Materials	20.451.283	128.028.267	42.430.684	276.657.474
541	Medicinal And Pharmaceutical Products	1.693.179	11.723.712	30.550.730	223.178.278
542	Medicaments, Including Veterinary Medicaments	1.005.019	7.363.491	22.222.526	169.153.342
551	Essential Oils, Perfumes, And Flavour Materials	3.195.834	16.629.323	35.696.326	186.909.696
553	Perfumery, Cosmetics, And Toilet Preparations	7.822.695	36.744.088	23.044.122	140.757.061
554	Soap,cleansing And Polishing Preparations	8.313.647	52.033.456	16.695.154	108.326.975
562	Fertilizers, Manufactured	344.790.926	1.323.009.212	134.750.080	549.780.010
571	Polymers Of Ethylene In Primary Forms	41.387.514	258.969.783	54.225.944	297.480.855
572	Polimers Of Styrene In Primary Forms	10.743.962	78.749.304	16.712.770	115.677.887
573	Polimers Of Vinyl Chloride In Primary Forms	4.072.685	29.434.663	4.970.506	34.895.750
574	Poliacetals And Polycarbons In Primary Forms	24.294.637	132.180.404	39.950.006	216.288.553
575	Other Plastics In Primary Forms	81.212.803	465.707.078	128.224.004	710.921.875
579	Waste And Scrap Of Plastics	50.839	869.269	8.225	514.640
581	Tubes, Pipes, And Hoses Of Plastics	1.958.402	9.694.531	6.069.590	38.571.736
582	Plates, Sheets, And Film Of Plastics	18.838.832	117.881.574	42.208.410	260.052.450
583	Monofilament And Rod Of Plastics	197.555	1.116.120	706.170	4.878.969
591	Disinfectants, Insecticides, And Fungicides Put In Forms	3.437.327	22.379.924	13.223.937	115.602.817
592	Starches, Inulin, And Wheat Glutenal Buminoidal Substances; Glues	43.776.218	193.699.936	30.739.145	179.544.533
593	Explosive And Pyrotechnic Products	2.226.308	12.307.766	8.500.156	36.556.994
597	Additive For Mineral Oils	12.431.807	73.930.250	30.932.031	198.108.140
598	Miscellaneous Chemical Products	32.894.414	183.319.102	56.656.585	417.326.481
599	Residual products of chemical or allied industries, sewage	512	514	4.308	4.408
611	Leathers	2.107.874	17.580.209	12.550.470	140.233.106
612	Manufactures And Composition Leathers	42.951	294.850	414.422	2.346.600
613	Furskins, Tanned Or Dressed	2.601	4.494	10.048	64.738
621	Materials Of Rubber	3.026.861	23.322.172	12.421.831	92.738.683
625	Rubber Tyre,tyre Cases,tyre Treads,inner Tubes, And Tyre Flaps	8.468.271	51.433.054	28.567.146	222.493.882
629	Articles Of Rubbers	2.789.525	18.592.204	19.609.101	140.392.212
633	Cork Manufactures	88.494	321.623	175.050	806.533
634	Veneers,plywood,improved/reconstituted Wood Worked	44.003.696	185.713.686	15.050.527	71.320.536
635	Wood Manufactures	1.152.277	8.175.418	1.575.512	12.802.338
641	Papers And Paperboards	47.530.081	250.184.646	49.957.212	289.140.474
642	Paper And Paperboard Cut To Size/shape And Article Of Papers	8.152.344	119.683.739	26.473.230	188.241.252
651	Textile Yarns	10.340.897	79.343.327	29.721.936	231.275.944
652	Cotton Fabrics, Woven	7.804.457	59.688.300	53.520.709	422.981.157
653	Fabrics, Woven, Of Man-made Fibres	6.987.410	51.834.598	40.204.181	333.479.193
654	Textile Fabrics, Woven, Other Than Of Cotton Or Man-made Fibres	560.831	5.062.184	7.264.366	48.034.492
655	Knitted Or Crocheted Fabrics	6.056.096	54.465.175	44.179.954	407.047.682
656	Tulle,lace,embroidery,ribbons,trimmings And Other Small Wares	1.228.588	9.921.112	13.697.422	113.081.381
657	Special Yarns,textile Fabrics	7.145.780	61.331.650	31.267.781	248.590.805
658	Made-up Articles, Wholly/chiefly Of Textile Materials	2.725.509	14.200.564	3.658.916	24.669.296
659	Floor Coverings	1.215.068	6.062.916	2.265.392	12.238.202
661	Lime,cement And Fabricated Construction Materials	106.984.275	1.054.751.303	7.383.668	68.551.901
662	Clay And Refactory Construction Materials	20.645.180	122.488.401	8.447.781	79.858.458
663	Mineral Manufactures	8.846.837	50.377.233	12.396.700	71.578.508
664	Glass	10.516.545	60.733.028	7.627.152	57.557.784
665	Glassware	7.319.084	55.456.912	6.912.112	44.668.489
666	Pottery	2.519.785	15.220.791	1.061.347	6.802.849
667	Pearl, Precious And Semi Precious Stones	2.322	8.702	224.208	563.948
671	Pig Iron,spiegeleisen,sponge Iron, And Ferro-alloys	47.959.019	170.772.950	22.596.668	89.773.916

I-2 IMPOR MENURUT GOLONGAN BARANG SITC / IMPORT BY SITC COMMODITY GROUPS
***** AGUSTUS / AUGUST 2009 *****

SITC	Uraian golongan barang Group description	Berat bersih/ Net weight(Kg)		Nilai/Value C.I.F.(US\$)	
		Bulan ini Current month	Kumulatif Cum.Jan.to date	Bulan ini Current month	Kumulatif Cum.Jan.to date
C. By Commodity 3 digit SITC					
672	Ingots And Other Iron/steel In Primary Forms	189.707.241	942.450.016	75.360.193	396.407.885
673	Flat Rolled Products, Not Clad	112.913.496	774.076.013	75.908.323	583.876.203
674	Flat Rolled Products, Clad Or Plated	25.704.608	204.926.287	26.097.829	218.852.595
675	Flat Rolled Products And Alloy Steels	35.303.263	250.810.635	43.900.258	392.483.786
676	Iron/steel Bars, Rods, Angels, Shaped And Sections	63.290.878	343.950.972	49.578.853	378.873.624
677	Rail/railway And Tractor Construction Of Iron/steel Materials	291.715	15.890.150	432.223	20.641.910
678	Wire Of Iron/steel	13.526.110	79.648.877	12.803.144	80.738.567
679	Tubes, Pipes, Hollow Profile, Pipe Fitting Of Iron/steel	47.077.200	403.403.220	123.614.557	951.947.831
681	Silver, Platinum, And Other Metal Of The Platinum Groups	2.157	16.333	509.112	8.430.267
682	Copper	16.185.327	79.367.577	63.219.464	278.956.748
683	Nickel	67.150	886.538	1.265.907	10.745.968
684	Alumunium	37.248.795	182.948.895	77.698.364	389.312.916
685	Lead	7.207.266	38.931.372	12.693.397	56.458.663
686	Zinc	11.607.659	71.993.914	19.736.968	106.117.329
687	Tin	74.932	311.053	1.564.847	5.741.871
689	Miscellaneous Non-ferrous Basemetals Employed In Metallurgy	216.024	733.333	1.802.259	5.841.552
691	Structures And Parts Of Iron/steel Or Aluminium	21.144.097	104.710.763	19.257.385	265.573.904
692	Metal Containers For Storage And Transportations	3.824.196	44.734.081	13.088.155	119.004.145
693	Wire Products And Fencing Grills	4.631.881	39.389.116	11.692.643	73.375.378
694	Nails, Screws, Nuts, Bolts, Rivets Of Iron/steel Or Copper	9.309.320	61.201.289	25.059.161	183.207.450
695	Tools For Used In The Hand Or In Machines	3.514.344	23.004.828	16.041.062	138.131.007
696	Cutlery	1.095.031	5.350.346	2.715.243	17.933.284
697	Household Equipment Of Base Metals	3.394.044	20.030.948	6.597.419	43.797.176
699	Manufactures Of Base Metals	24.783.788	169.788.427	65.245.554	461.805.703
711	Steam And Other Vapour Generating Boilers And Parts	24.732.411	109.084.850	96.499.134	461.501.840
712	Steam Or Other Generating Boilers And Parts	3.862.734	28.527.653	37.106.310	243.993.543
713	Internal Combustion Piston Engines And Parts	9.849.584	70.677.618	104.651.080	682.429.955
714	Engines And Motors, Non-electric And Parts	423.563	3.489.840	29.229.160	357.052.230
716	Rotating Electric Plants And Parts	11.593.984	59.006.235	61.425.165	454.314.570
718	Other Power Generating Machines And Parts	586.469	5.733.309	13.913.296	94.239.563
721	Agricultural Machinery And Parts	861.662	5.871.918	5.122.615	41.278.226
722	Tractors	409.553	2.656.201	2.576.388	17.094.474
723	Civil Engineering And Contractor Plants And Equipments/parts	20.592.055	126.446.359	138.557.439	961.744.872
724	Textile/leather Machinery And Parts	5.689.913	30.673.351	27.272.664	191.374.697
725	Papermill/pulpmill Machinery And Paper Cutting Machines	1.128.057	15.800.048	16.434.985	198.750.818
726	Printing/book Binding Machinery And Parts	1.774.967	10.663.962	51.309.524	313.337.298
727	Food Processing Machines And Parts	8.420.667	25.265.859	20.106.055	128.904.288
728	Other Machines And Equipment Specialized For Particular Industry	11.049.335	67.130.158	91.871.944	651.753.730
731	Machine Tools By Removing Metal	1.345.476	11.258.681	14.847.790	130.689.427
733	Machine Tool For Working Metals	1.995.770	14.709.183	14.444.715	93.906.034
735	Parts Of Machine Tools	450.999	2.951.645	4.082.300	48.317.215
737	Metalworking Machinery And Parts	2.551.988	14.914.084	12.975.409	102.956.310
741	Heating And Cooling Equipments And Parts	12.185.839	81.196.583	76.052.832	639.370.761
742	Pumps For Liquid And Parts	6.413.704	42.863.189	51.010.130	345.826.277
743	Pumps, Compressors, Fans, Blowers, Centrifuges, And Parts	8.976.828	65.492.382	66.450.612	516.406.826
744	Mechanical Handling Equipments And Parts	12.855.836	80.595.203	60.325.991	438.899.930
745	Other Non-electical Machinery, Tools, And Mechanical Apparatus	2.170.182	14.950.064	46.633.992	247.273.206
746	Ball Or Roller Bearings	2.629.633	18.804.706	25.285.931	165.753.340
747	Taps, Cocks, And Valves For Pipes	4.878.375	35.994.567	56.018.934	411.396.434
748	Transmission Shafts And Cranks	7.447.988	54.910.153	56.941.874	462.521.406
749	Non-electric Parts And Accessories Of Machineries	1.548.346	15.521.866	20.127.422	202.588.467
751	Office Machines	3.293.505	20.074.740	40.130.362	277.156.249
752	Automatic Data Processing Machines And Their Units	3.395.353	21.723.328	103.571.966	693.274.071
759	Parts And Accessories For Machine Of Heading 751 Or 752	1.608.747	12.609.490	46.590.253	330.695.079
761	Television Receivers	2.760.435	15.162.255	16.983.897	93.141.764
762	Radio Broadcast Receivers	156.810	999.704	11.287.106	82.824.260
763	Sound Recorders Or Reproducers	282.845	2.080.858	2.228.862	34.577.572
764	Telecommunication Equipments And Parts	11.497.431	69.458.107	398.863.328	2.791.174.829
771	Electric Power Machinery And Parts	3.858.043	23.257.104	38.605.062	279.644.062
772	Electrical Apparatus For Making And Breaking Electrical Circuits	6.522.227	44.609.109	127.352.814	859.110.687
773	Equipment For Distributing Electricity	6.638.325	58.870.549	67.025.829	342.321.267
774	Electrical Apparatus For Medical Purposes And Radiological	83.602	784.373	4.395.742	34.792.306
775	Household Type, Electrical/non-electrical Equipments	8.895.741	51.942.680	33.515.986	203.269.946
776	Thermionic, Cold Cathode, And Photo Cathode Valves/tubes	2.817.623	22.733.461	132.787.732	846.894.058
778	Electrical Machinery And Apparatus	12.674.589	81.866.720	130.223.050	867.938.672
781	Passenger Motor Cars	9.447.372	48.118.042	91.470.213	471.789.014
782	Motor Vehicle For The Transportation Of Goods	12.470.875	96.029.163	111.750.711	846.153.968
783	Road Motor Vehicles	531.383	4.103.011	2.902.356	23.558.327
784	Parts And Accessories Of The Motor Vehicles	12.871.982	85.962.096	96.923.199	649.496.778
785	Motorcycles, Scooters, And Other Cycles Motorized/non Motorized	13.703.272	67.511.716	57.666.311	329.715.137
786	Trailers And Other Vehicles, Not Motorized	1.061.794	7.912.666	17.149.094	39.427.513
791	Railway Vehicles And Associated Equipments	333.157	4.267.286	5.187.213	29.936.817
792	Aircraft And Associated Equipments And Parts	380.114	4.940.553	201.946.893	2.120.037.419
793	Ships, Boats, And Floating Structures	199.418.072	593.021.172	1.102.339.740	1.912.396.209
811	Prefabricated Buildings	667.935	4.625.076	2.331.617	18.877.321
812	Sanitary, Plumbing, Heating, And Lighting Fixtures/fitings	2.437.554	13.012.634	10.349.828	44.062.591

I-2 IMPOR MENURUT GOLONGAN BARANG SITC / IMPORT BY SITC COMMODITY GROUPS
***** AGUSTUS / AUGUST 2009 *****

SITC	Uraian golongan barang <i>Group description</i>	Berat bersih/ <i>Net weight</i> (Kg)		Nilai/ <i>Value C.I.F</i> (US\$)	
		Bulan ini <i>Current month</i>	Kumulatif <i>Cum.Jan.to date</i>	Bulan ini <i>Current month</i>	Kumulatif <i>Cum.Jan.to date</i>
C. By Commodity 3 digit SITC					
813	Lighting Fixtures And Fittings	1.751.199	11.311.579	6.171.173	39.804.585
821	Furnitures And Parts	5.894.874	33.307.707	14.097.994	77.498.129
831	Travel Goods	1.909.120	9.583.621	8.368.912	45.254.432
841	Men's Coats/jackets, Not Knitted	309.148	2.857.894	2.056.152	15.247.187
842	Women's Coats/jacket, Not Knitted	1.206.854	6.553.396	4.181.414	27.300.697
843	Men's Coats/jackets, Knitted	124.897	935.227	716.756	6.682.232
844	Women's Coats/jackets, Knitted	1.304.065	6.072.683	4.374.355	22.252.391
845	Articles Of Apparel	1.381.747	7.566.754	8.300.760	49.854.238
846	Clothing Accessories Of Textiles Fabrics	309.178	2.398.727	2.870.411	23.504.921
848	Articles Of Apparel And Clothing Accessories Of Other Than Textile	1.034.412	6.514.814	4.412.373	37.410.828
851	Footwears	4.747.814	22.588.063	14.634.659	91.453.505
871	Optical Instrument And Apparatus	48.067	344.112	1.340.105	10.091.314
872	Medical Instruments And Appliances	779.786	7.779.870	9.159.762	83.397.556
873	Meters And Counters	605.718	5.090.514	9.287.263	68.574.989
874	Measuring, Checking, Analysing, And Controlling Instrument And	2.517.833	15.527.006	56.532.410	352.342.125
881	Photographic Apparatus And Equipments	132.069	1.092.599	1.966.062	24.177.188
882	Photographic And Chinematographic Supplies	2.990.397	10.257.226	5.767.571	42.422.280
883	Cinematograph Film, Exposed And Developed	1.720	31.938	103.165	2.204.349
884	Optical Goods	399.859	2.768.182	12.529.880	95.821.605
885	Watches And Clocks	554.707	2.760.404	7.325.575	25.818.537
891	Arms And Ammunitions	90.182	466.846	3.333.985	34.073.431
892	Printed Matter	1.214.743	9.422.596	11.179.765	92.497.478
893	Article Of Plastics	12.156.044	81.196.115	39.154.829	246.214.605
894	Baby Carriages, Toys, Games, And Sporting Goods	5.057.978	26.254.285	12.762.689	74.080.549
895	Office And Stationery Supplies	1.986.737	12.989.479	6.931.710	55.325.871
896	Works Of Art, Collectors Pieces And Antiques	59.757	422.824	1.642.984	2.932.027
897	Jewellery, Goldsmith, Silversmith Wares, And Other Articles	467.673	2.499.866	2.555.479	16.183.498
898	Musical Instrument And Parts/accessories	1.418.548	9.920.516	21.605.051	166.837.335
899	Other Miscellaneous Manufactured Articles	4.367.858	28.148.515	24.394.479	173.218.921
961	Coin Not Being Legal Tender	743	2.932	1.857	9.029
971	Gold, Non-monetary	3.311	63.902	1.506.672	13.768.618
TOTAL IMPORT		8.493.600.211	56.681.178.364	9.707.302.686	59.767.909.786

I.3. IMPOR MENURUT KOMODITI / IMPORT BY HS COMMODITY
*****AGUSTUS / AUGUST 2009 *****

H S	Uraian Komoditi Commodity Description	Berat Bersih / Net Weight (Kg)		Nilai / Value C.I.F (US\$)	
		Bulan ini	Kumulatif	Bulan ini	Kumulatif
		Current Month	Cum.Jan. to date	Current Month	Cum.Jan. to date
0102100000	Live bovine,pure-bred breeding animals	11.250	11.250	25.074	25.074
0102901000	Live oxen, other than pure-bredbreeding animals	23.343.428	157.056.492	41.020.001	293.079.182
0102902000	Live buffaloes, other than pure-bredbreeding animals	0	529.793	0	873.809
0105941000	Breed.fowl of the spec.gallus domesticus,oth than fighting cock, weight<=2000 g	0	1.716	0	81.240
0106200000	Live reptiles (including snakes andturtles)	25	109	637	2.181
0201200000	Oth cuts with bone in of bovine animals,fresh or chilled	523	4.296	7.799	28.214
0201300000	Meat of bovine animals, boneless,fresh or chilled	195.416	1.278.234	680.331	4.484.084
0202100000	Carcasses & half-carcasses of bovineanimals, frozen	0	28.642	0	74.157
0202200000	Oth cuts with bone in of bovine animals,frozen	344.955	2.602.737	634.469	4.576.259
0202300000	Meat of bovine animals, boneless,frozen	6.143.548	37.951.831	17.386.648	105.597.392
0203290000	Other meat of swine, frozen	32.640	113.340	42.830	125.054
0204220000	Oth cuts with bone in of sheep,fresh or chilled	470	30.032	5.639	140.422
0204230000	Other meat of sheep, boneless, fresh orchilled	89	24.284	1.069	97.357
0204410000	Carcasses & half-carcasses of sheep,frozen	6.854	46.358	41.974	229.203
0204420000	Oth cuts with bone in of sheep, frozen	18.252	175.718	96.640	788.131
0204430000	Other meat of sheep, boneless, frozen	22.417	128.177	118.265	622.827
0204500000	Meat of goats, fresh, chilled or frozen	0	193.191	0	496.464
0206210000	Tongues of bovine animals, frozen	9.741	187.742	16.640	361.388
0206220000	Livers of bovine animals, frozen	646.762	2.567.974	960.830	3.759.595
0206290000	Other edible offal of bovine animals,frozen	3.700.130	27.465.332	7.126.373	49.451.508
0206300000	Edible offal of swine,fresh or chilled	0	22.194	0	30.538
0206900000	Edible offal of sheep, goats, horses,asses, mules or hinnies, frozen	192.415	479.529	376.545	918.680
0207120000	Meat & edible offal of the spec. gallusdomesticus, not cut in piece, frozen	0	228.855	0	347.436
0207149000	Oth cuts & offals of fowl of the speciesgallus domesticus, frozen	75.678	1.826.517	101.843	2.549.263
0207250000	Meat and edible offal of turkeys, notcut in pieces, frozen	0	75.797	0	177.894
0207331000	Meat and edible offal of ducks,not cut in pieces, frozen	74.525	490.055	76.103	503.834
0208900010	Frogs legs	0	47.197	0	219.465
0210999000	Oth meat & edible, incl. frours & mealssalted, in brine, dried or smoked	13.221	44.433	112.573	314.472
0301101000	Ornamental fish fry, live	16	16	723	723
0301102000	Ornamental marine fish, live	0	24.528	0	7.257
0301103000	Freshwater ornamental fish, live	565	4.785	1.133	4.298
0301920000	Eels (anguilla spp.), live	0	700	0	30.509
0301994090	Other freshwater fish, live	57.436	363.424	64.301	427.641
0302190000	Oth salmonidae fish,excl.fillet,liverand roes, fresh or chilled	19.600	374.222	12.943	210.973
0302210000	Halibut fish, excl.fillets,liver & roesfresh or chilled	670	670	3.465	3.465
0302320000	Yellowfin tunas,excl.fillets, livers &roes, fresh or chilled	0	11.775	0	6.844
0302350000	Bluefin tunas,excl.fillets,liver & roesfresh or chilled	0	13	0	153
0302390000	Oth tunas, excl.fillets, livers & roes,fresh or chilled	39.610	371.805	27.035	232.281
0302610000	Sardines, excl. fillets, livers & roes,fresh or chilled	75.606	146.946	71.661	111.703
0302640000	Mackerel, excl. fillets livers & roes,fresh or chilled	53.760	395.852	32.256	251.742
0302680000	Toothfish (disostichus spp.)fresh or chilled	0	2.099	0	558
0302691010	Kerapu (cromilepte altivelis,epinephelu,leoparbus) fresh or chilled	0	2.036	0	614
0302691090	Other marine fish excl.fillets, liversand roes, fresh or chilled	33.617	92.614	23.278	61.340
0302692010	Tilapia, excl.fillets, livers and roes,fresh or chilled	35.250	306.849	22.730	176.184
0302692090	Other freshwater fish, excl.fillets,livers and roes, fresh or chilled	31.622	142.443	26.116	89.327
0302700000	Livers & roes of fish, fresh/chilled	401	2.016	530	2.911
0303110000	Sockeye salmon, excl.fillets, livers &roes, frozen	3.017	9.330	15.610	37.680
0303190000	Oth pacific salmon, excl.fillet, liverand roes, frozen	0	35.431	0	38.137
0303210000	Trout, excl.fillets, livers and roes,frozen	0	8.434	0	45.551
0303220000	Atlantic & danube salmon, excl.fillets,livers and roes, frozen	31.164	180.024	216.746	1.192.205
0303290000	Other salmonidae, excl.fillets, liversand roes, frozen	13.397	105.589	34.960	442.075
0303330000	Sole, excl.fillets, livers & roes,frozen	0	2.298	0	14.879
0303390000	Oth flat fish, excl.fillets, livers &roes, frozen	0	188.981	0	350.506
0303410000	Albacore/longfinned tunas,excl.fillet,livers and roes, frozen	0	51.426	0	127.744
0303420000	Yellow fin tunas, excl.fillet, liver &roes, frozen	0	4.745.320	0	6.383.168
0303430000	Skipjack or stripe-bellied bonito,excl.fillets, livers and roes, frozen	194.948	2.293.027	133.788	2.096.840
0303490000	Oth tunas, excl.fillets,livers & roes,frozen	75.192	293.838	139.591	328.364
0303510000	Herring clupea harengus,clupea pallasii),excl.fillets,livers and roes,frozen	39	3.207	364	3.363
0303520000	Cod (gadus morhua, ogac, macrocephalu),excl.fillets,livers and roes,frozen	0	21.963	0	66.744
0303610000	Swordfish (xiphias gladius),excl.fillets,livers and roes,frozen	22.270	75.484	15.589	76.672
0303710000	Sardines, excl.fillets, livers and roes,frozen	326.633	1.376.898	201.998	917.747
0303740000	Mackerel, excl.fillets, livers and roes,frozen	10.542.969	62.428.770	7.022.616	41.617.956
0303750000	Dogfish and other sharks, excl.fillets,livers and roes, frozen	33.593	64.366	77.675	262.976
0303760000	Eels, excl.fillets, livers & roes,frozen	1.847	1.847	3.444	3.444
0303770000	Sea bass, excl.fillets, livers and roes,frozen	0	695	0	4.147
0303791090	Other marine fish, excl.fillets, liversand roes, frozen	1.328.801	10.325.087	1.006.323	7.415.374
0303792010	Tilapia, excl.fillets, livers and roes,frozen	72.000	311.411	38.700	178.942
0303792090	Other freshwater fish, excl.fillets,livers and roes, frozen	9.215	840.095	12.796	627.338
0303801000	Livers of fish, frozen	0	1.184	0	2.875
0303802000	Roes of fish, frozen	533	6.383	1.254	30.880
0304290000	Other fish fillets,frozen	218.886	1.258.836	567.065	2.841.458
0304990000	Other fish meat (whether or not minced)frozen	24.500	185.784	14.700	126.942

I.3. IMPOR MENURUT KOMODITI / IMPORT BY HS COMMODITY
*****AGUSTUS / AUGUST 2009 *****

H S	Uraian Komoditi Commodity Description	Berat Bersih / Net Weight (Kg)		Nilai / Value C.I.F (US\$)	
		Bulan ini Current Month	Kumulatif Cum. Jan. to date	Bulan ini Current Month	Kumulatif Cum. Jan. to date
030510000	Flours, meals and pellets of fish,fit for human consumption	179	3.779	1.462	35.274
030520100	Livers & roes of freshwater fish, dried,salted or salted or in brine	27.750	581.137	19.980	402.469
030520900	Others livers & roes of fish, dried,smoked, salted or in brine	0	16.301	0	39.762
030530000	Fish fillets, dried,salted or in brine,but not smoked	13.680	116.524	66.211	514.631
030541000	Pacific salmon, smoked, incl.fillets	0	2.445	0	12.404
030549000	Other smoked fish, including fillets	63.069	63.773	76.460	81.925
030559100	Sharks fins, dried, salted/unsaltedbut not smoked	6.105	84.544	59.548	829.208
030559200	Marine fish, including anchovies, dried,salted/unsalted, but not smoked	1.527.027	12.065.638	1.144.974	8.681.314
030559900	Other dried fish, salted/unsalted butnot smoked	211.186	1.584.859	217.669	1.253.065
030569100	Marine fish, incl sharks fin,salted butnot dried or smoked and in brine	0	96	0	810
030569900	Other fish, salted but not dried orsmoked and in brine	0	1.612	0	3.502
030611000	Rock lobsters and oth sea crawfish, (Ja,Palinurus,Panulirus spp.) frozen	0	95.808	0	320.553
030613000	Shrimps and prawns, frozen	555.854	2.406.654	550.227	4.199.613
030614000	Crabs, frozen	90.672	1.111.224	531.531	4.725.711
030619000	Other, incl flours, meals & pellets ofcrustac, fit for human consump,frozen	19.926	76.892	103.675	328.784
030621300	Rock lobsters and other sea crawfish,fresh or chilled	0	23.200	0	11.600
030622100	Lobsters (homarus spp), breeder	0	1	0	90
030623100	Shrimps and prawns, breeder	0	2.602	0	119.774
030623200	Shrimps and prawns,other than breeder,live	0	190	0	4.158
030623490	Other shrimps and prawns, driedin oth than airtight containers	261	39.170	875	55.865
030624990	Other crabs, not frozennot in airtight containers	0	3.552	0	20.689
030629990	Other crustaceans, not frozenin oth than airtight containers	0	1.074	0	12.551
030710100	Oysters, live	0	37.342	0	42.587
030710200	Oysters, fresh, chilled or frozen	0	36.654	0	77.295
030710300	Oysters, dried, salted or in brine	0	223	0	596
030729100	Scallops, frozen	25.830	236.245	49.197	599.854
030731200	Mussels, fresh or chilled	0	4.607	0	9.000
030739100	Mussels, frozen	12.959	51.330	32.102	127.778
030749100	Cuttle fish and squid, frozen	350.587	7.662.213	638.636	6.162.453
030749200	Cuttlefish&squid,dried,salted/in brine	62	127	210	457
030751200	Octopus, fresh or chilled	2.006	2.759	2.649	3.760
030759100	Octopus, frozen	125.030	479.313	199.121	1.061.332
030760200	Snails, other than sea snails, fresh,chilled or frozen	245	245	457	457
030799100	Other molluscs, frozen	155	89.510	1.367	88.692
030799200	Beche-de-mer(trepang), dried, saltedor in brine	593	1.463	1.390	3.070
030799900	Oth aquatic invertebrates not crstceans,for human consumpt dried,salted/in brine	0	18.578	0	33.042
040110000	Milk and cream, not concentrated, no addssugar, of a fat content, by weight < 1%	106.650	1.675.203	230.306	4.515.644
040120000	Milk and cream, not concentrated, no addssugar, of a fat content, by weight 1- 6	0	6.336.650	0	8.242.195
040130000	Milk and cream, not concentrated, no addssugar, of a fat content, by weight > 6%	94.467	651.496	138.804	1.137.797
040210300	Milk&cream fat cont<=1.5%,in solid formadded sugar/oth sweet,in cont>= 20 kg	7.751.869	58.110.890	16.432.374	133.435.744
040210900	Milk&cream fat cont<=1.5%,in solid formadded sugar/oth sweet,in cont< 20 kg	1.502.084	8.631.962	3.484.144	21.392.882
040221200	Milk&cream fat cont> 1.5%,in solid formnot added sugar/oth sweet,in cont>=20 kg	2.184.296	15.597.199	5.089.319	39.623.797
040221900	Milk&cream fat cont> 1.5%,in solid formnot added sugar/oth sweet,in cont<20 kg	102.651	1.419.628	439.260	5.737.170
040229200	Milk&cream fat cont> 1.5%,in solid formadded sugar/oth sweet,in cont>= 20 kg	262.900	3.445.375	534.810	7.113.642
040229900	Milk&cream fat cont> 1.5%,in solid formadded sugar/oth sweet,in cont< 20 kg	1.199.736	15.840.712	5.022.322	57.757.462
040291000	Other milk & cream, not containingadded sugar/other sweetening	57.925	59.864	133.704	139.128
040299000	Other milk&cream, containing addedsugar/other sweetening	272.373	1.743.528	362.943	2.332.226
040310110	Yoghurt in liquid form, incl. condensedform,cont.fruits, nuts, cocoa or flavor	21.592	58.491	26.258	74.693
040310190	Yoghurt in other form, containing fruits,nuts, cocoa or flavoring matter	13.541	144.744	36.573	301.728
040310910	Yoghurt in condensed form, not contain fnut, cocoa, or flavoring matter	0	5.834	0	4.391
040310990	Yoghurt in other form, not contain fruitnut, cocoa, or flavoring matter	10.800	52.152	12.540	73.013
040390100	Buttermilk	769.650	6.057.449	1.264.021	11.509.529
040390900	Curdled milk and cream, kephir & otherfermented milk and cream	33.541	255.458	57.199	340.951
040410110	Whey, whether/not concentrated/containadd sugar/sweetening,for human consurr	4.813.120	31.097.934	4.714.513	31.620.906
040410190	Modified whey,whether/not concentr/contadd sugar/sweetening,for human consun	1.293.756	7.714.341	1.997.275	11.985.678
040410990	Modified whey,whether/not concentr/contadd sugar/sweetening,for animal feeding	0	151	0	27.317
040490000	Oth products consisting of natural milk	235.556	769.037	161.860	570.515
040510000	Butter derived from milk	496.942	3.310.729	1.261.094	8.063.261
040520000	Dairy spreads derived from milk	0	100.000	0	93.193
040590100	Anhydrous butterfat derived from milk	676.486	4.935.004	1.681.850	13.959.394
040590200	Butter oil derived from milk	19.846	59.100	68.245	194.725
040590300	Ghee derived from milk	0	2.226	0	3.764
040590900	Other fats and oils derived from milk	34.900	544.320	111.371	1.956.685
040610100	Fresh cheese (unripened or uncured),including whey cheese	339.200	5.396.852	899.104	16.075.906
040610900	Fresh curd (unripened or uncured)	32.532	265.929	86.525	907.346
040620100	Grated/powdered cheese,in packages ofa gross weight exceeding 20 kg	5.075	90.866	31.211	541.734
040620900	Grated/powdered cheese,in packages ofa gross weight <= 20 kg	26.007	146.127	92.404	554.381
040630000	Processed cheese,not grated or powdered	490.967	2.904.008	1.728.165	12.636.553
040640000	Blue veined cheese and oth cheesecont veins prod by penicillium roquefort	0	291	0	1.016
040690000	Other cheese	93.773	545.264	299.515	1.970.997
040811000	Egg yolks, dried	0	207.915	0	1.120.955
040819000	Egg yolks, other than dried	16.080	28.434	44.988	77.341

I.3. IMPOR MENURUT KOMODITI / IMPORT BY HS COMMODITY
*****AGUSTUS / AUGUST 2009 *****

HS	Uraian Komoditi Commodity Description	Berat Bersih / Net Weight (Kg)		Nilai / Value C.I.F (US\$)	
		Bulan ini	Kumulatif	Bulan ini	Kumulatif
		Current Month	Cum.Jan. to date	Current Month	Cum.Jan. to date
0408910000	Birds' eggs, not in shell, dried	25.050	674.583	157.465	4.260.678
0408990000	Birds eggs, not in shell, oth than dried	0	3.506	0	7.800
0409000000	Natural honey	1.082.996	5.641.602	1.611.867	8.545.976
0410001000	Birds' nests	0	1.779	0	10.244
0410009000	Other edible products of animal origin,not elsewhere specified or included	290	39.289	11.290	265.728
0501000000	Human hair, unworked, whether or notwashed or scoured; waste of human hair	15.951	56.831	689.478	3.566.533
0502100000	Pigs', hogs' and boars' bristles andhair and waste thereof	0	271.900	0	1.797.488
0502900000	Badger hair and other brush making hairand waste thereof	114.201	293.401	976.721	2.297.865
0504000000	Animals guts, bladder & stomachs, fresh,chilled,frozen,salt.,brined,dried/smoked	33	33	11	11
0505101000	Duck feathers and down, of a kind usedfor stuffing	62.715	160.673	448.471	1.725.530
0505109000	Feathers and down other than duck, ofa kind used for stuffing	1.844	22.813	97.630	398.178
0505901000	Duck feathers and down, used other thanfor stuffing	6.033	58.022	30.650	231.240
0505909000	Other skins and parts of birds; powderand wsate of feather or part of feathers	1.459.215	3.783.460	1.138.288	3.153.671
0506100000	Ossein and bones treated with acid	0	9	0	148
0507101000	Rhinoceros horns; ivory powder andwaste	0	751	0	9.943
0507901000	Horns,antlers,hooves,nails,claws andbeaks, unworked/simply prepared/not cut	0	272	0	2.115
0508001000	Coral&similar material,unworked/simplyprepared but not otherwise worked	0	1.480	0	36.300
0508002000	Shells of molluscs, crustaceans/echinoderms,unworked/simply prepared uncut	52.400	159.083	18.340	119.208
0508009000	Cuttle-bone,unworked/simply preparednot cut to shape,powder&waste thereof	14.600	202.279	12.740	92.969
0510002000	Musk , used in the prep of pharmaceuticalafresh, chiled, frozen and otherwise	0	5	0	22
0510009000	Ambergris,castoreum,civet; bile; glands& oth animal prod.used in pharmaceutical	0	50	0	4.901
0511100000	Bovine semen	0	45	0	93.121
0511911000	Dead animals of fish/crustaceans,molluscs/other aquatic invertabrates	0	56.000	0	36.582
0511912000	Roes	0	49	0	113
0511913000	Artemia egg (brine shrimp egg)	8.854	78.578	31.920	1.099.391
0511919000	Oth.product of fish or crustaceans,moluscs or oth.aqua invertabrates	13.000	50.541	56.108	109.544
0511999000	Other animal products not elsewherespecified or included	365.255	1.449.314	284.166	1.139.156
0601100000	Bulbs, tubers, tuberous roots, corms,crowns & rhizomes, dormant	0	17.376	0	59.417
0601209000	Bulbs,tubers,tuberous roots, cormscrowns & rhizomes, in growth or in flower	86	92.387	331	254.939
0602109000	Unrooted cutting and slips of oth plants	162	24.377	1.787	56.750
0602400000	Roses, grafted or not	0	800	0	12.640
0602902000	Orchid seedlings	8.436	37.703	9.500	60.411
0602906000	Rubber budwood	0	79	0	1.694
0602909000	Other live plants; mushroom spawn	473	79.665	8.155	36.414
0603130000	Orchids, fresh flowers of a suitablefor bouquets/ornamental purpose	0	26.452	0	372.960
0603140000	Chrysanthenums, fresh flowers of a kindsuitable for bouquets/ornamental purpose	1.008	2.016	9.305	16.880
0603900000	Flowers of a suitable for ornamental, dried, dyed, bleached / othwise prep	0	420	0	7.828
0604100000	Mosses and lichens	3.150	32.691	11.498	56.698
0604990000	Foliage, branches & oth parts of plants,other than fresh	0	21.055	0	18.485
0701100000	Potatoes seed, fresh or chilled,	0	2.034.024	0	1.394.343
0701900000	Potatoes, other than seed, fresh or chilled	1.890.894	5.932.340	1.063.234	3.005.595
0702000000	Tomatoes, fresh or chilled	1.444	32.462	3.354	71.636
0703101900	Onions,fresh/chilled,oth.than bulbsfor propagation	1.927.463	21.569.850	793.728	7.983.720
0703102100	Shallots bulbs for propagationfresh or chilled	36.140	2.552.610	14.978	1.050.402
0703102900	Shallots,fresh/chilled,oth than bulbsfor propagation	2.945.381	57.139.697	878.722	24.265.777
0703201000	Garlic bulbs for propagationfresh or chilled	0	280.000	0	31.696
0703209000	Garlic,fresh/chilled, oth than bulbsfor propagation	44.681.326	273.399.594	17.258.810	99.619.620
0703901000	Leeks & oth.alliaceous, fresh/chilledbulbs for propagation	0	125	0	322
0703909000	Leeks & oth.alliaceous, fresh/chilledoth than bulbs for propagation	54.475	279.617	91.411	392.242
0704101000	Cauliflowers, fresh or chilled	9.738	134.364	9.744	129.528
0704102000	Headed broccoli, fresh or chilled	18.985	252.200	20.166	259.170
0704200000	Brussels sprouts, fresh or chilled	0	298	0	976
0704901000	Cabbages, fresh or chilled	3.762	170.392	4.632	97.609
0704909000	Kohlrabi, kale and similar ediblebrassiccas, fresh or chilled	18.711	138.503	17.499	139.399
0705110000	Cabbage lettuce (head lettuce), freshor chilled	9.346	63.128	10.362	100.371
0705190000	Other lettuce, fresh or chilled	198	27.017	207	27.327
0705210000	Witloof chicory, fresh or chilled	0	100	0	217
0705290000	Other chicory, fresh or chilled	2.175	4.233	499	1.072
0706101000	Carrots, fresh or chilled	1.256.305	12.271.469	637.750	6.252.074
0706102000	Turnips, fresh or chilled	89	1.661	100	2.101
0706900000	Salad beetroot,salsify,celeriac,radishand similar edible roots,fresh/chilled	27	2.542	175	13.004
0707000000	Cucumbers and gherkins, fresh/chilled	1.639	11.780	2.637	18.306
0708100000	Peas (pisum sativum), fresh/chilled	1.094.718	7.564.248	411.541	2.646.911
0708200000	Beans (vigna spp., phaseolus spp.),fresh or chilled	0	144.314	0	47.134
0708900000	Other leguminous vegetables, fresh orchilled	637	86.677	1.074	39.652
0709200000	Asparagus, fresh or chilled	645	20.322	693	20.514
0709300000	Aubergines (egg-plants),fresh/chilled	351	710	82	207
0709400000	Celery oth than celeriac,fresh/chilled	3.128	48.506	4.012	76.344
0709510000	Mushrooms of the genus agaricus, freshor chilled	27.478	126.878	29.050	171.239
0709590000	Other mushrooms, fresh or chilled	66.598	396.753	64.139	422.929
0709601000	Chillies, other than giant chillies,fresh or chilled	45.750	360.609	29.600	233.259
0709609000	Other fruits of the genus capsicum orof the genus pimenta, fresh or chilled	1.509	88.635	2.775	88.110

I.3. IMPOR MENURUT KOMODITI / IMPORT BY HS COMMODITY
*****AGUSTUS / AUGUST 2009 *****

H S	Uraian Komoditi Commodity Description	Berat Bersih / Net Weight (Kg)		Nilai / Value C.I.F (US\$)	
		Bulan ini	Kumulatif	Bulan ini	Kumulatif
		Current Month	Cum.Jan. to date	Current Month	Cum.Jan. to date
0709700000	Spinach, new zealand spinach & orach spinach, fresh or chilled	1.380	14.035	1.533	15.369
0709901000	Globe artichokes	0	1.321	0	4.224
0709909000	Other vegetables, fresh or chilled	117.978	1.295.577	109.870	1.103.353
0710100000	Potatoes, frozen	412.629	3.243.009	432.600	3.426.222
0710210000	Peas (pisum sativum), frozen	528.402	1.197.495	258.002	720.225
0710220000	Beans (vigna spp,phaseolus spp), frozen	0	1.890	0	4.905
0710290000	Other leguminous vegetable, frozen	70.325	603.499	75.497	652.951
0710300000	Spinach,new zealand spinach and orach spinach (garden spinach), frozen	0	13.014	0	37.999
0710400000	Sweet corn, frozen	42.242	532.276	37.116	497.346
0710800000	Other vegetables, frozen	1.418	116.654	2.294	246.792
0710900000	Mixtures of vegetables, frozen	80.502	536.136	79.650	593.563
0711209000	Olives, preserved in other preservation	0	1.251	0	1.560
0711409000	Cucumber and gherkins, preserved in other preservation	0	691	0	2.265
0711519000	Mushrooms of the genus agaricuspreserved in other preservation	0	13.928	0	9.126
0711599000	Other mushrooms and trufflespreserved in other preservation	0	32.651	0	20.530
0711901000	Sweet corn, provisionally preserved	0	17.283	0	19.614
0711902000	Chillies, provisionally preserved	0	39.440	0	27.587
0711903000	Capers, provisionally preserved	0	198	0	1.124
0711904000	Onions, preserved by sulphur dioxide gas	0	16	0	21
0711909000	Oth vegetables, mixtures of vegetablesprovisionally preserved	6.705	80.872	11.750	95.792
0712200000	Onios, dried, whole, cut, sliced,broken/in powder, but not further prep	109.602	815.464	320.184	2.435.292
0712310000	Mushrooms (genus agaricus), dried,whole,broken/in powder, but not further prep	263	38.294	3.775	105.451
0712320000	Wood ears (auricularia spp.),dried,whole,broken/in powder, but not further prep	18.008	140.756	16.258	156.616
0712330000	Jelly fungi (tremella spp.),dried,whole,cut, broken/in powder,but not further prep	3.880	54.576	4.718	56.756
0712391000	Truffles, dried, whole, cut, sliced,broken/in powder, but not further prep	4.851	24.525	12.304	53.998
0712392000	Shiitake(dong-gu),dried,whole,cut,sliced,broken/in powder, but not further prep	0	157	0	389
0712399000	Other mushrooms, dried, whole,cut,sliced,broken/in powder, but not further prep	72.857	436.878	122.252	874.112
0712901000	Garlic, whole, cut, sliced,broken/in powder, but not further prep	310.163	1.218.946	433.072	2.343.200
0712909000	Other vegetables/mixtures of vegetableswhole, cut, sliced, but not further prep	286.931	1.553.040	811.769	4.059.755
0713101000	Peas, dried, for sowing	0	13.708	0	6.855
0713109000	Peas, dried, other than for sowing	1.511.298	3.466.570	591.570	1.231.605
0713209000	Chickpeas(garbanzos), dried, other thanfor sowing	231.591	359.247	131.929	230.315
0713319000	Beans (vigna mungo hepper/vigna radiatawilczek), dried, other than for sowing	2.736.805	44.829.728	1.330.159	23.315.448
0713329000	Small red(adzuki) beans(phaseolus/vigna)dried, other than for sowing	0	184.985	0	61.732
0713331000	Kidney beans, including white pea beans(phaseolus vulgaris),dried,for sowing	0	142	0	1.110
0713339000	Kidney beans, including white pea beansdried, other than for sowing	755.949	5.342.240	256.093	1.953.331
0713399000	Other beans,dried,other than for sowing	13.259	2.638.529	56.142	1.611.486
0713409000	Lentils, dried, other than for sowing	486	11.910	1.342	31.018
0713509000	Broad beans & horse beans, dried,other than for sowing	692.050	7.126.742	309.240	3.721.365
0713909000	Other dried leguminous vegetables,other than for sowing	1.127.506	5.601.825	522.038	2.868.862
0714101100	Manioc (cassava),dried chipssliced or in form of pellets	0	1.022.148	0	163.349
0714109000	Manioc (cassava), in other form	667	864.695	154	160.163
0714200000	Sweet potatoes	1.660	16.376	1.696	20.343
0714909000	Arrowroot, salep, jerusalem artichokes,& similar roots/tubers with high starch	1.601	31.364	1.733	33.989
0801110000	Coconuts, desiccated, fresh or dried	21.867	206.963	40.003	302.959
0801190000	Coconuts, other than desiccatedfresh or dried	1.537.824	2.742.753	572.822	1.399.640
0801210000	Brazil nuts, in shell, fresh or dried	0	8	0	11
0801310000	Cashew nuts, in shell, fresh or dried	0	1.226.654	0	1.054.176
0801320000	Cashew nuts, shelled, fresh or dried	0	238.140	0	1.122.800
0802110000	Almonds, in shell, fresh or dried	71	1.279	1.058	8.369
0802120000	Almonds, shelled, fresh or dried	75.649	515.095	323.977	2.097.863
0802210000	Hazelnut/filberts, in shell, fresh ordried	0	923	0	3.302
0802220000	Hazelnut/filberts, shelled, fresh/dried	0	34.188	0	180.666
0802310000	Walnuts, in shell, fresh or dried	0	1.311	0	4.996
0802320000	Walnuts, shelled, fresh or dried	0	3.846	0	21.830
0802400000	Chestnuts (castanea spp.), fresh/dried,whether or not,shelled or peeled	3.717	16.951	3.532	16.724
0802500000	Pictachios, fresh or dried	0	57.382	0	136.737
0802600000	Macadamia nuts,fresh or dried,whether or not,shelled or peeled	0	9.431	0	62.981
0802901000	Areca nuts, fresh or dried	0	90.006	0	38.262
0802909000	Other nuts, fresh or dried	1.278	27.380	4.340	54.299
0803001000	Pisang mas, pisang rastali, pisangberangan & pisang embun, fresh/dried	48.684	52.253	27.228	29.581
0803009000	Other bananas, including plantains,fresh or dried.	3.767	59.141	33.766	153.414
0804100000	Dates, fresh or dried	3.242.824	14.194.882	3.397.997	14.727.862
0804200000	Figs, fresh or dried	36	1.619	532	6.380
0804300000	Pineapples, fresh or dried	497	28.429	794	23.321
0804400000	Avocados, fresh or dried	186	7.057	252	5.973
0804501000	Guavas	14.127	30.941	5.910	18.094
0804502000	Mangoes	30.429	759.576	16.547	519.708
0804503000	Mangoesteens	609	9.755	140	4.776
0805100010	Oranges, fresh	3.178.360	14.060.579	2.333.130	11.024.109
0805200000	Mandarin (incl. tangerines & satsumas),& similar citrus hybrids, fresh or dried	1.786.628	141.251.888	1.383.152	125.453.538
0805400000	Grapefruit, including pomelosfresh or dried	24.629	178.226	22.094	145.648

I.3. IMPOR MENURUT KOMODITI / IMPORT BY HS COMMODITY

***AGUSTUS / AUGUST 2009 ***

H S	Uraian Komoditi Commodity Description	Berat Bersih / Net Weight (Kg)		Nilai / Value C.I.F (US\$)	
		Bulan ini Current Month	Kumulatif Cum.Jan. to date	Bulan ini Current Month	Kumulatif Cum.Jan. to date
0805500000	Lemons and limes, fresh or dried	107.925	462.019	107.523	442.222
0805900000	Other citrus fruit, fresh or dried	4.907	37.547	4.634	38.946
0806100000	Grapes, fresh	2.988.669	19.685.857	5.624.159	37.555.334
0806200000	Grapes, dried	133.715	1.335.722	137.899	1.608.822
0807110000	Watermelons, fresh	129.436	438.865	41.869	168.742
0807190000	Other melons, fresh	136.748	308.682	45.790	189.997
0807209000	Other papaws (papayas), fresh	38.332	139.609	17.050	70.952
0808100000	Apples, fresh	14.092.451	97.793.587	11.739.575	81.784.948
0808200000	Pears and quinces, fresh	10.044.284	55.375.693	7.671.385	42.793.980
0809100000	Apricots, fresh	0	21	0	68
0809200000	Cherries, fresh	0	7.476	0	7.587
0809300000	Peaches, including nectarines, fresh	16.308	29.678	11.238	27.116
0809400000	Plums and sloes, fresh	33.001	76.226	51.847	113.315
0810100000	Strawberries, fresh	22.293	150.693	52.214	320.219
0810200000	Raspberries, blackberries, mulberries,loganberries, fresh	2.764	5.403	2.062	6.248
0810400000	Cranberries, bilberries & other fruits of the genus vaccinium, fresh	0	164	0	318
0810500000	Kiwi fruit, fresh	152.513	846.187	304.727	1.665.935
0810600000	Durians, fresh	4.789.462	24.450.452	5.933.088	30.192.872
0810901000	Longans, fresh	33.142.024	53.420.513	37.977.378	61.037.567
0810902000	Lychees, fresh	18.663	2.336.169	15.301	1.861.349
0810903000	Rambutan, fresh	9.995	32.496	2.360	12.583
0810904010	Langsat, fresh	194.008	271.217	50.779	72.593
0810904020	Starfruit, fresh	161	961	41	241
0810905000	Jackfruits (cempedak and nangka), fresh	2.054	9.329	501	4.744
0810906000	Tamarinds, fresh	34.709	172.546	34.535	113.100
0810907000	Mata kucing, frseh	0	2.686	0	9.765
0810908000	Black, white or red currants andgooseberries,fresh	0	17.662	0	54.274
0810909000	Other fruit, fresh	630.832	2.913.424	518.676	2.403.041
0811100000	Strawberries, uncooked or cooked bysteaming or boiling water, frozen	34.461	303.546	30.370	346.836
0811200000	Raspberries,blackberries,mulberries,loganberries,currant,gooseberries,frozen	1.462	22.972	11.493	77.169
0811900000	Other fruit and nuts,uncooked/cooked bysteaming or boiling water, frozen	9.353	98.866	52.742	281.427
0812100000	Cherries, provisionally preserved	1	7.619	2	26.102
0812900000	Oth fruit & nut,provisionally preserved	0	33.802	0	114.028
0813100000	Apricots, dried	0	19.460	0	52.299
0813200000	Prunes, dried	0	13.293	0	32.439
0813300000	Apples, dried	100	100	564	564
0813401000	Longans, dried	0	826.117	0	289.950
0813402000	Tamarinds, dried	0	82.228	0	67.525
0813409000	Other fruit, dried,	12.011	57.386	74.647	807.098
0813501000	Mixture of which cashew nuts or brazilnuts/dried fruit predominate by weight	0	6	0	22
0813502000	Mixture of which dates/nuts other thancashew nuts/brazil nut predmnt by weight	173.970	1.224.336	135.150	650.078
0813509000	Other mixtures of nuts or dried fruits	41.245	41.489	15.531	15.712
0814000030	Peel of citrus fruit or melons,watermelons, dried	0	652	0	3.839
0901111000	Arabica wib or robusta oib, not roastednot decaffeinated	1.416.028	5.311.953	2.363.512	9.657.628
0901119000	Oth coffee,not roasted,not decaffeinated	0	67.427	0	219.521
0901211000	Coffee, roasted, not decaffeinated,unground	35.111	185.817	116.641	1.306.579
0901212000	Coffee, roasted, not decaffeinated,ground	40	136.296	893	478.957
0901221000	Coffee, roasted, decaffeinated,unground	0	153.780	0	479.223
0901222000	Coffee, roasted, decaffeinated, ground	0	2.580	0	6.607
0901902000	Coffee substitutes containing coffee	147	18.961	344	104.685
0902101000	Green tea (not fermented), in packing<= 3 kg, leaf	31	24.673	2.801	83.854
0902109000	Green tea (not fermented), in packing<= 3 kg, other than leaf	5.111	22.536	8.099	42.324
0902201000	Green tea (not fermented), in packing> 3 kg, leaf	282.735	1.104.801	256.935	1.073.171
0902209000	Green tea (not fermented), in packing> 3 kg, other than leaf	9.290	352.172	29.122	670.958
0902301000	Black tea (fermented),in packing <= 3 kgleaf	1.031	28.848	9.410	44.181
0902309000	Black tea (fermented),in packing <= 3 kgother than leaf	3.738	33.847	39.757	282.951
0902401000	Black tea (fermented), in packing > 3 kgleaf	60.895	445.420	58.605	296.831
0902409000	Black tea (fermented), in packing > 3 kgother than leaf	316.238	2.197.672	721.811	4.989.489
0903000000	Mate	0	16	0	173
0904111000	White pepper, neither crushed nor ground	751.011	2.217.936	297.435	807.850
0904112000	Black pepper, neither crushed nor ground	0	41.301	0	24.694
0904119000	Other pepper, neither crushed nor ground	0	17.089	0	60.509
0904121000	White pepper, crushed or ground	0	2.518	0	13.647
0904122000	Black pepper, crushed or ground	0	9.156	0	69.911
0904129000	Other pepper, crushed or ground	397	13.857	190	36.553
0904201000	Chillies, dried	1.048.629	9.227.554	713.607	6.940.549
0904202000	Chillies, crushed or ground	219.706	916.124	201.309	829.989
0904209000	Oth fruits of the genus capsicum/pimenta, dried or crushed or ground	29.225	62.368	30.654	131.447
0905000090	Other vanilla	0	5.285	0	108.962
0906110000	Cinnamon (cinnamomum zeylanicumblume),neither crushed nor ground	8.102	8.102	9.041	9.041
0906190000	Cinnamon-tree flowersneither crushed nor ground	12.506	25.734	300.019	604.121
0906200000	Cinnamon and cinnamon-tree flowers,crushed or ground	90.200	281.177	290.086	906.194

I.3. IMPOR MENURUT KOMODITI / IMPORT BY HS COMMODITY
*****AGUSTUS / AUGUST 2009 *****

H S	Uraian Komoditi Commodity Description	Berat Bersih / Net Weight (Kg)		Nilai / Value C.I.F (US\$)	
		Bulan ini	Kumulatif	Bulan ini	Kumulatif
		Current Month	Cum. Jan. to date	Current Month	Cum. Jan. to date
0908100010	Nutmeg, in shell	0	6.556	0	21.492
0908100020	Nutmeg, shelled	375	427	3.132	3.508
0908300000	Cardamoms	0	7.504	0	4.408
0909101000	Seeds of anise	71.111	280.708	26.129	156.799
0909200000	Seeds of coriander	1.346.790	6.869.837	537.551	2.378.916
0909300000	Seeds of cumin	157.421	488.706	132.913	461.193
0909400000	Seeds of caraway	9.226	108.212	7.529	47.556
0909500000	Seeds of fennel or juniper berries	45.879	447.657	19.640	162.505
0910100000	Ginger	22.693	290.740	12.600	179.802
0910200000	Saffron	0	160	0	1.228
0910300000	Turmeric (curcuma)	1.639	53.879	1.250	58.070
0910910000	Mixtures of spices	26	1.322	380	4.504
0910991000	Thyme; bay leaves	388	8.790	5.445	42.180
0910992000	Curry	1.534	8.834	3.575	8.069
0910999000	Other spices	31.848	278.607	16.653	275.899
1001100000	Durum wheat	1.380.036	1.479.895	443.681	785.166
1001901100	Meslin, for human consumption	0	562	0	8.558
1001901900	Other wheat, for human consumption	498.115.706	2.909.606.837	139.178.594	828.382.256
1001909100	Meslin, not for human consumption	12.998	34.556	32.760	86.857
1001909900	Other wheat, not for human consumption	96.000	146.051	20.160	137.727
1003000000	Barley	0	2.704	0	2.458
1004000000	Oats	0	326.863	0	152.781
1005100000	Maize (corn), seeds	178.071	1.450.449	571.052	3.996.074
1005901000	Popcorn	364.628	1.817.026	227.028	1.284.709
1005909000	Maize (corn), other than seeds	47.840.779	184.466.967	10.730.359	38.416.877
1006100000	Rice in the husk (paddy or rough)	201.250	3.663.016	686.303	9.911.755
1006301500	Thai hom mali rice	0	248.000	0	209.920
1006301900	Fragrant rice, broken > 25%semi-milled or wholly milled rice	106.493	926.089	148.648	1.409.756
1006302000	Parboiled rice, semi-milled orwholly milled rice	0	72.000	0	93.600
1006303000	Glutinous rice (pulot), semi-milled orwholly milled rice	10.320.351	117.450.531	4.406.059	47.778.714
1006309000	Other milled rice, whether/not polishedor glazed	0	114.505	0	193.925
1006400000	Broken rice	7.379.200	49.663.930	2.397.800	15.731.446
1008100000	Buckwheat	164	164	1.553	1.553
1008200000	Millet	577.629	6.690.062	183.156	2.064.317
1008300000	Canary seed	91.530	1.296.512	45.033	673.870
1008900000	Other cereals	1.875	29.479	19.450	71.064
1101001000	Wheat flour	60.712.217	378.501.157	21.186.538	132.425.982
1101002000	Meslin flour	0	8	0	52
1102100000	Rye flour	10.837	17.943	53.245	71.372
1102200000	Maize (corn) flour	0	185.276	0	112.452
1102900010	Rice flour	0	22	0	14
1102900090	Other cereal flours	595.000	4.445.344	206.500	1.620.360
1103112000	Groats and meals of durum or hard wheatsemolina	0	797	0	3.212
1103119000	Other groats and meals of wheat	44	30.105	660	25.892
1103130000	Groats and meals of maize (corn)	74	36.899	647	23.148
1103199000	Groats and meals of other cereals	26	6.301	392	5.307
1103200000	Cereal pellets	14.144	73.294	6.543	42.605
1104120000	Rolled/flaked grains of oats	339.304	2.982.121	241.426	1.905.818
1104191000	Rolled/flaked grains of maize (corn)	9.763	37.500	5.568	24.014
1104199000	Rolled/flaked grains of other cereals	1.360	15.541	2.104	27.249
1104220000	Other worked grains of oats	964	11.000	700	17.326
1104230000	Other worked grains of maize (corn)	0	18.360	0	10.080
1104292000	Other worked grains of barley	0	22.516	0	12.663
1104299000	Other worked grains of other cereals	1.309.188	7.892.243	389.237	2.265.711
1104300000	Germ of cereals, whole, rolled, flakedor ground	3	437	27	1.098
1105100000	Flour, meal and powder of potatoes	166.381	826.032	153.500	1.024.379
1105200000	Flakes, granules and pellets of potatoes	194.000	2.360.194	278.318	3.307.600
1106100000	Flour, meal and powder of the driedleguminous vegetables of heading 07.13	0	562	0	1.346
1106202100	Meal of sago	0	268	0	2.973
1106202900	Flour and powder of sago	5.360	24.528	13.765	41.549
1106209000	Flour, meal & powder of roots or tubersof heading 07.14	0	742	0	1.831
1106300000	Flour,meal and powder of the driedleguminous vegetables of prod.chapter 8	136.426	471.257	195.618	933.752
1107100000	Malt, not roasted	2.184.760	15.438.808	1.385.304	9.029.392
1107200000	Malt, roasted	18.201	53.383	20.727	35.593
1108100000	Wheat starch	36.034	808.884	20.112	349.547
1108120000	Maize (corn) starch	5.837.123	41.188.220	2.002.153	13.768.662
1108130000	Potato starch	2.514.670	9.284.683	1.156.890	5.158.510
1108140000	Manioc (cassava) starch	20.028.337	40.678.136	5.910.237	11.976.915
1108191000	Sago starch	0	1.016	0	2.634
1108199000	Other starches	12.060	22.395	69.725	88.824
1108200000	Inulin	224.738	1.323.140	768.334	4.382.012
1109000000	Wheat gluten, whether or not dried	218.000	1.403.331	260.360	1.305.502

I.3. IMPOR MENURUT KOMODITI / IMPORT BY HS COMMODITY
*****AGUSTUS / AUGUST 2009 *****

H S	Uraian Komoditi Commodity Description	Berat Bersih / Net Weight (Kg)		Nilai / Value C.I.F (US\$)	
		Bulan ini	Kumulatif	Bulan ini	Kumulatif
		Current Month	Cum.Jan. to date	Current Month	Cum.Jan. to date
1201001000	Soya beans, whether or not broken,suitable for sowing	21	49.437.556	2.081	22.209.149
1201009000	Other soya beans, whether or not broken	61.234.236	928.232.128	30.041.548	437.247.135
1202101000	Ground nuts, not roasted or otherwisecooked, in shell, suitable for sowing	0	253.440	0	290.365
1202109000	Oth ground nuts, not roasted/otherwisecooked, in shell	9.543.993	49.183.204	6.667.350	35.464.736
1202200000	Ground nuts, shelled	13.048.417	106.728.553	12.223.839	104.722.765
1203000000	Copra	0	35.793	0	8.460
1204000000	Linseed, whether or not broken.	6	52.566	56	46.848
1205100000	Low erucic acid rape or colza seedswhether or not broken	400	408	1.745	1.860
1205900000	Other rape or colza seedswhether or not broken	849	51.216	462	20.193
1206000000	Sunflower seeds, whether or not broken	169.316	1.753.977	69.458	922.047
1207200000	Cotton seeds, whether or not broken	0	42.504	0	62.916
1207400000	Sesamum seeds, whether or not broken	873.496	3.996.026	412.256	1.993.086
1207500000	Mustard seeds, whether or not broken	0	13	0	42
1207910000	Poppy seeds, whether or not broken	0	180	0	606
1207992000	Palm nuts and kernelswhether or not broken	0	6.523	0	1.240.171
1207993000	Safflower seedswhether or not broken	0	3.056	0	1.773
1207999000	Other oil seeds & oleaginous fruits,whether or not broken	15.643	153.143	11.043	2.607.854
1208100000	Flours and meals of soya beans	1.859.818	4.463.079	858.990	2.704.007
1208900000	Flours&meal of oth oil seed/oleaginousfruits, other than those of mustard	30.011	62.626	68.837	83.520
1209100000	Sugar beet seed, of a kind used forsowing	0	1.000	0	50.250
1209210000	Lucerne (alfalfa) seed, of a kind usedfor sowing	0	1.306	0	13.165
1209290000	Other seeds of forage plants, of a kindused for sowing	0	165.706	0	472.990
1209300000	Seeds of herbaceous plants cultivatedprincipally for their flowers	80	80	12.450	12.450
1209910000	Vegetable seeds,of a kind used forsowing	5.679	186.442	606.486	3.552.490
1209999000	Other seeds of a kind used for sowing	20.230	238.802	60.043	744.565
1210100000	Hop cones,neither ground nor powdered,nor in the form of pellets	0	3.175	0	15.676
1210200000	Hop cones, ground, powdered or in theform of pellets; lupulin	3.240	9.940	24.592	69.844
1211201000	Ginseng roots, cut, crushed/powderedform	4.800	34.734	133.720	1.024.439
1211209000	Ginseng roots, in other forms	0	1.000	0	8.000
1211309000	Coca leaf, in other forms	0	4.534	0	1.226
1211901100	Cannabis, in cut, crushed or powderedform, used for pharmacy	34.405	83.206	18.353	33.810
1211901200	Cannabis, other form, used for pharmacy	6	6	10	10
1211901300	Rauwolfia serpentina rootsused for pharmacy	44.117	355.198	19.933	434.363
1211901400	Other plants, in cut, crushed orpowdered form, used for pharmacy	25	673.368	241	999.598
1211901900	Other plants, in other forms used forpharmacy	73.760	654.630	25.045	522.978
1211909100	Pyrethrum, in cut, crushed or powderedform	0	12.044	0	43.328
1211909600	Liquorice roots, in cut, crushed orpowdered form	4.382	28.174	2.040	87.161
1211909900	Oth plants, in cut, crushed/powderedform, used for other purposes	31.361	214.003	171.368	1.262.694
1212201100	Seaweeds & oth algae,fresh,chilled/driedof a kind used in pharmacy	600	4.558	13.500	83.702
1212201900	Seaweeds & oth algae,fresh,chilled/dried,used in dyeing,tanning,perfumery	402.704	441.295	299.973	490.016
1212202000	Seaweeds & oth algae,fresh,chilled/dried, for oth,not for human consumption	0	4.020	0	6.700
1212209000	Oth seaweeds & oth algae, fresh, chilled, dried,primarily for human consumption	13.446	72.778	30.669	204.420
1212993000	Melon seeds	0	5.000	0	5.083
1212999000	Other vegetable product, of a kind usedprimarily for human consumption	0	129.749	0	117.906
1213000000	Cereal straw and husks, unprepared	0	1.500	0	8.775
1214100000	Lucerne (alfalfa) meal and pellets	8.560	62.512	2.145	11.368
1214900000	Other forage products, whether/not inthe form of pellets.	0	28.968	0	10.938
1301200000	Gum arabic	5.199	267.416	47.053	586.872
1301901000	Gum benjamin	1.280	21.300	2.993	50.693
1301902000	Gum damar	90.000	662.490	86.040	681.351
1301903000	Cannabis resin	0	15.000	0	16.650
1301909000	Other gum and resin	101.550	635.837	212.273	1.720.220
1302111000	Pulvis opii, whether or not modified	0	1	0	509
1302119000	Other opium, whether or not modified	250	3.581	54.381	599.768
1302120000	Saps and extracts of liquorice, whetheror not modified	50.530	357.525	1.113.911	3.404.118
1302130000	Saps and extracts of hops, whether ornot modified	3.403	12.218	123.863	418.675
1302192000	Extracts and tinctures of cannabis	0	307	0	45.693
1302193000	Other medicinal extractsderived from vegetable products	6.092	85.191	181.134	1.601.172
1302194000	Vegetable saps,extracts of pyrethrum orof the root of plants cont rotenone	31	158	715	8.033
1302195000	Japan (or chinese) lacquer(natural lacquer)	0	4.011	0	433.610
1302199000	Other saps and extracts of vegetable	91.508	394.341	684.244	5.236.719
1302200000	Pectic substances, pectinates & pectates	16.817	103.202	209.602	1.229.227
1302310000	Agar-agar	38.197	378.247	205.265	764.418
1302320000	Mucilages & thickeners,whether or notmodified, derived from locust beans/guar	185.827	1.630.207	334.927	3.556.589
1302391000	Carageenan	99.029	416.060	668.020	2.638.312
1302399000	Mucilages & thickeners,whether or notmodified,derived from vegetable products	78.881	415.236	463.275	2.240.205
1401100000	Bamboos used primarily for plaiting	422	27.597	370	39.370
1401200000	Rattans, used primarily for plaiting	0	47	0	1.086
1401900000	Other vegetable material used primarilyfor plaiting	9.500	9.545	12.730	13.057
1404200000	Cotton linters	0	128	0	2.546
1404901000	Betel leaves, biri leaves & betel-nutleaves	436	436	4.331	4.331
1404902000	Barks of a used primarily in tanning	0	438	0	4.594

I.3. IMPOR MENURUT KOMODITI / IMPORT BY HS COMMODITY
*****AGUSTUS / AUGUST 2009 *****

H S	Uraian Komoditi Commodity Description	Berat Bersih / Net Weight (Kg)		Nilai / Value C.I.F (US\$)	
		Bulan ini	Kumulatif	Bulan ini	Kumulatif
		Current Month	Cum.Jan. to date	Current Month	Cum.Jan. to date
1404909000	Other vegetable products not elsewhere specified or included	25.450	226.052	17.318	151.796
1501000000	Pigfat (including lard) and poultry fat other than heading 02.09 or 15.03.	0	108	0	2.104
1502001900	Unedible tallow of bovine animal, sheep or goats, other	114	76.116	450	79.321
1502009900	Unedible fats other than tallow of bovine animals, sheep or goats, other	19.000	245.039	9.785	212.664
1503009000	Lard oil, oleo-oil & tallow oil, not emulsified or mixed or otherwise prepared	227	794	685	2.263
1504101000	Fish-liver oils and their fractions, fit for human consumption	0	31.326	0	104.939
1504109000	Fish-liver oils and their fractions, unfit for human consumption	0	76.044	0	76.376
1504201000	Fats & oil of fish, not liver oil solid fraction, not chemically modified	68.295	247.458	518.437	1.737.651
1504209000	Fats & oil of fish, not liver oil other fraction, not chemically modified	927.458	2.783.703	1.005.462	4.664.483
1505001000	Lanolin	10.000	55.268	51.890	327.624
1505009000	Other wool grease and fatty substances derived therefrom	0	28.357	0	106.334
1506000000	Other animal fats and oils, and their fractions, not chemically modified	0	66.988	0	134.825
1507100000	Crude oil of soya bean, whether or not degummed	0	20.160	0	32.760
1507901000	Refined oil of soya bean	437.300	3.227.548	473.317	3.372.532
1507902000	Fraction of unrefined soya-bean oil	1.140.275	3.344.759	1.264.618	3.730.540
1507909000	Other soya bean oil and its fractions	833.310	2.731.674	955.743	3.216.316
1508909900	Other ground-nut oil, other than solid fractions, not chemically modified	0	1	0	95
1509101000	Virgin olive oil, in packing of net weight <=30 kg	28.002	100.894	139.211	432.600
1509109000	Virgin olive oil, in packing of net weight >30 kg	37.814	112.889	72.386	298.098
1509901900	Refined olive oil, in packing of net weight >30 kg	12	12	82	82
1509902100	Fractions of unrefined olive oil, in packing of net weight <=30 kg	0	1	0	52
1509909100	Other olive oil, whether/not refined, in packing of net weight <=30 kg	0	2.045	0	7.385
1509909900	Other olive oil, whether/not refined, in packing of net weight >30 kg	16.314	100.129	68.759	439.780
1510001000	Crude oil, obtained solely from olives	0	205	0	140
1510009900	Other oils, obtained solely from olives, not chemically modified	10.751	35.837	19.522	84.707
1511100000	Crude palm oil	0	7.200	0	582
1511901000	Fractions of unrefined palm oil, not chemically modified	0	19.298	0	13.967
1511909010	Palm oil, refined, bleached & deodorised (rbd)	0	119.536	0	108.703
1511909020	Olein, refined, bleached & deodorised (rbd)	0	8.602.700	0	4.615.826
1511909090	Other palm oil and its fractions, not chemically modified	0	367.016	0	248.533
1512110000	Crude oil of sunflower seed/safflower	0	201	0	313
1512191000	Refined oil of sunflower-seed/safflower	0	90.015	0	238.978
1512192000	Fraction of unrefined sunflower-seed or safflower oil	251.580	1.142.396	434.431	1.662.185
1512199000	Other fractions of sunflower-seed/safflower, but not chemically modified	420.760	608.700	547.614	899.444
1513110000	Crude oil of coconut (copra)	0	53.229	0	29.392
1513191000	Coconut oil, refined	0	207	0	840
1513192000	Fraction of unrefined coconut (copra) oil	0	390	0	2.664
1513199000	Coconut oil, refined, bleached & deodorised (rbd)	8.464	121.479	5.445	69.912
1513291100	Solid fract, not chemically modified, of unrefined palm kernel stearin/babassu oil	0	487.869	0	680.193
1513292100	Solid fract, not chemically modified, of refined palm kernel stearin/babassu oil	12.940	166.036	22.070	247.200
1513299900	Other fractions of palm kernel oil or babassu oil, not chemically modified	1.455	47.982	16.572	158.236
1514110000	Crude oil of low erucic acid rape or colza	12.451	192.036	10.647	145.630
1514192000	Fraction of unrefined low erucic acid rape or colza oil	4.864	4.864	14.130	14.130
1514199000	Other fraction of low acid rape/colza oil not chemically modified	32.458	123.195	61.726	231.528
1514911000	Crude oil of other rape/colza oil & its fractions	1.380	4.030	8.475	26.760
1514999100	Other fractions of rape or colza oil	203.836	510.886	236.808	614.798
1514999900	Other fractions of mustard oil	0	669	0	1.667
1515110000	Crude oil of linseed	0	469	0	5.314
1515190000	Other linseed oil and its fractions	140.690	816.516	197.742	1.275.234
1515210000	Crude oil of maize (corn)	1.536	17.822	1.313	14.012
1515291100	Solid fraction, not chemically modified of unrefined maize (corn) oil	0	110	0	1.309
1515291900	Other fractions, not chemically modified of unrefined maize (corn) oil	0	56.859	0	67.802
1515299900	Other fractions, not chemically modified of refined maize (corn) oil	89.421	523.927	240.567	1.226.906
1515301000	Crude oil of castor	15.600	104.019	18.408	131.181
1515309000	Other castor oil and its fractions	62.622	515.157	76.699	623.867
1515501000	Crude oil of sesame	0	4.851	0	12.270
1515502000	Fraction of unrefined sesame oil	95	95	1.510	1.510
1515509000	Fraction of refined sesame oil	68.556	606.317	116.308	875.346
1515901900	Fraction of refined tengkawang oil	0	1.245	0	10.345
1515909900	Other fixed vegetable fats and oils and their fractions	41.829	415.735	102.729	1.449.114
1516101000	Animal fats & oils and their fractions, in packing net weight >=10 kg	0	64.000	0	128.650
1516109000	Animal fats & oils and their fractions, in packing net weight < 10 kg	156	156	69	69
1516201100	Re-esterified fats & oils of soya bean and its fraction	40.676	378.926	47.137	524.875
1516201200	Re-esterified of crude palm oil and its fraction	208.800	1.936.500	410.400	2.833.825
1516201300	Re-esterified fats & oil of palm oil, other crude and its fraction	71.551	696.840	106.845	1.086.357
1516201800	Re-esterified fats & oils of olives and its fraction	0	14.786	0	33.192
1516201900	Other vegetable fat, re-esterified fats & oils and its fraction	471.200	3.350.194	663.313	4.894.724
1516202100	Hydrogenated fats in flakes of ground-nut, soya beans, palm oil or coconuts	0	10.635	0	14.208
1516202300	Hydrogenated fats in flakes of olives	0	1.599	0	720
1516202900	Other hydrogenated vegetable fats in flakes	771.304	3.458.613	1.255.322	5.883.764
1516204000	Hydrogenated and refined, bleached and deodorised palm kernel stearin or olein	825.561	5.107.270	973.793	6.784.086
1516207000	Refined, rbd palm stearin with iodine value not exceeding 48	4.500	64.500	13.454	99.442

I.3. IMPOR MENURUT KOMODITI / IMPORT BY HS COMMODITY
*****AGUSTUS / AUGUST 2009 *****

HS	Uraian Komoditi Commodity Description	Berat Bersih / Net Weight (Kg)		Nilai / Value C.I.F (US\$)	
		Bulan ini	Kumulatif	Bulan ini	Kumulatif
		Current Month	Cum. Jan. to date	Current Month	Cum. Jan. to date
1516209100	Oth fat & oils of ground-nuts, palm oil or coconuts	98.840	1.431.204	100.816	1.517.796
1516209900	Other vegetable fats and oils and their fractions	330.674	1.918.826	374.172	2.349.702
1517100000	Margarine, excl. liquid margarine	153.090	732.316	231.335	1.021.885
1517901000	Imitation ghee	59.460	138.740	73.731	172.039
1517902000	Liquid margarine	158.890	306.435	287.833	614.989
1517903000	Mould release preparations	8.751	15.682	24.004	45.090
1517904300	Shortening	24.547	116.926	29.194	148.284
1517905000	Solid mixtures or prep of vegetable fats or oils or of their fractions	45.734	433.108	68.374	601.128
1517906200	Liquid mixtures or prep of fats/oil, which palm oil predominates	750	177.863	1.827	362.262
1517906700	Liquid mixtures or prep of fats/oil, which soya-bean oil predominates	0	205	0	8.100
1517906900	Liquid mixtures or prep of fats/oil, which oth vegetable oil predominates	87.721	330.236	85.332	612.453
1517909000	Oth edible mixtures or prep of animal or vegetable fats or oils	104.338	498.505	485.094	3.840.630
1518001200	Animal fats and oils, boiled, oxidised, dehydrated, sulphurised, blown, polymerised	22.000	107.110	45.100	190.999
1518001400	Ground-nut, soya-bean, palm/coconut oil polymerised, or oth chemically modified	147.664	1.448.582	193.128	1.982.742
1518001500	Linseed oil & its fract, boiled, oxidised, dehydrated, blown, polymerised	760	28.120	1.938	45.942
1518001600	Olive oil & its fract, boiled, oxidised, dehydrated, sulphurised, blown, polymerised	0	120.559	0	348.554
1518001900	Oth animal/vegetable fat & oils, boiled, dehydrate, sulphurise, blown, polymerised	189.003	520.719	121.415	530.649
1518002000	Inedible mixtures/preparation of animal fats or oils or of different fats/oils	64.000	306.389	81.120	381.178
1518003100	Inedible mixtures/preparations of palm oil (including palm kernels)	661	4.395	2.911	17.552
1518003200	Inedible mixtures/preparations of ground-nuts, soya-beans or coconuts	16.000	622.400	21.600	862.614
1518003900	Inedible mixtures or preparate of other vegetable fats or oils	35.347	346.344	56.991	452.880
1518006000	Inedible mixture & preparate of animal or vegetable fats or oils	34.796	576.646	158.375	2.780.460
1520001000	Glycerol, crude	0	481.800	0	106.393
1520009000	Glycerol waters and glycerol lys	243	3.987	3.679	26.075
1521100000	Vegetable waxes (oth. than triglycerides) whether or not refined or colored	36.082	81.624	186.705	439.531
1521901000	Bee wax and other insect waxes, whether or not refined or colored	200	1.274	3.903	23.943
1521902000	Spermaceti, whether or not refined or colored	7.140	7.812	27.641	32.740
1522009000	Residues resulting from the treatment of fatty substance or animal/vegetable waxes	4.332	15.292	4.822	80.531
1601000011	Sausage containing pork	0	49	0	378
1601000090	Other sausages and similar products of meat, meat offal or blood	9.935	64.922	15.340	82.323
1602101000	Prepared or preserved meat offal/blood containing pork, in airtight containers	6.732	28.942	9.135	40.471
1602109000	Prepared or preserved meat, or blood content both pork, in airtight containers	567	17.122	767	20.556
1602329000	Oth prepared/preserved meat offal/blood of fowls of the spec. gallus domesticus	0	254	0	491
1602390000	Oth prepared/preserved meat offal/blood of oth fowls of poultry of heading 01.05	0	21	0	309
1602411000	Hams and cuts thereof of swine, in airtight containers	0	39.656	0	44.544
1602419000	Hams and cuts thereof of swine, in other than airtight containers	0	8.383	0	12.187
1602421000	Shoulders and cuts thereof of swine in airtight containers	0	24.154	0	27.035
1602429000	Shoulders and cuts thereof of swine in other than airtight containers	0	13.037	0	14.480
1602491100	Luncheon meat of swine, in airtight containers	0	152.588	0	167.721
1602491900	Luncheon meat of swine, in other than airtight containers	663	8.649	966	14.511
1602499100	Oth prepared/preserved meat offal/blood of swine in airtight containers	0	158.171	0	179.212
1602499900	Oth prepared/preserved meat offal/blood of swine not in airtight containers	0	2.521	0	4.641
1602500000	Other prepared or preserved meat offal or blood of bovine animals	69.019	474.721	279.605	1.664.452
1602909000	Oth prepared/preserved meat offal/blood of any animal	0	3.452	0	18.642
1603001000	Extracts & juices of chicken, with herbs	100	2.157	2.080	32.564
1603003000	Extracts/juices of oth meat, fish, crustaceans/aquatic invertebr, with herbs	0	121.600	0	110.633
1603009000	Extracts/juices of oth meat, fish, crustaceans/aquatic invertebr, without herbs	17	70.346	370	126.860
1604111000	Salmon, prepared/preserved in airtight containers	0	1.917	0	10.281
1604119000	Salmon, prepared or preserved in other than airtight containers	0	14.179	0	10.515
1604131100	Sardines, prepared/preserved in airtight container	30.358	214.911	61.547	379.296
1604131900	Sardines, prepared or preserved in other than airtight containers	4.008	51.364	5.439	90.534
1604139100	Sardinella and brisling or sprats, prepared/preserved in airtight container	0	4.018	0	6.489
1604139900	Sardinella and brisling or sprats, prep/preserved not in airtight containers	139.709	199.576	212.727	298.394
1604141000	Tunas, skipjack & bonito (sarda spp), prepared/preserved in airtight container	85.707	245.741	293.654	884.598
1604149000	Tunas, skipjack, bonito (sarda spp), prep/preserved not in airtight containers	0	19.519	0	29.988
1604151000	Mackerel, prepared or preserved, in airtight containers	76.678	427.049	173.625	990.767
1604159000	Mackerel, prepared or preserved, in other than airtight containers	2.706	132.529	6.578	246.619
1604169000	Anchovies, prepared or preserved, in other than airtight containers	2.676	26.392	8.373	67.429
1604193000	Other fish, whole or in pieces, but not minced, in airtight containers	17.050	17.276	184.512	184.942
1604199000	Other fish, whole/in pieces, not minced, prepared/preserved in other	769	3.967	2.405	9.307
1604201900	Sharks fins, prepared and ready for use in other than airtight containers	4.131	31.964	10.529	108.652
1604202900	Fish sausages in other than airtight containers	0	73.581	0	93.113
1604209900	Oth prepared/preserved fish, in other than airtight containers	63.648	273.440	149.284	782.022
1604301000	Caviar and caviar substitutes, prepared/preserved, in airtight container	0	24	0	44
1605101000	Crabs in airtight containers prepared or preserved	4.080	58.451	22.300	528.113
1605109000	Crabs in other than airtight containers prepared or preserved	6.080	52.328	21.950	475.743
1605201100	Shrimps paste in airtight containers prepared or preserved	15.096	44.710	99.900	333.085
1605201900	Shrimps paste in other than airtight containers prepared or preserved	0	1.786	0	14.466
1605209100	Other aquatic invertebrata in airtight containers, prepared or preserved	0	294	0	562
1605209900	Oth aquatic invertebrata in oth containers, prepared or preserved	7.215	61.795	40.959	367.547
1605401000	Other crustaceans in airtight containers, prepared or preserved	0	17.554	0	18.286
1605409000	Other crustaceans in other containers, prepared or preserved	0	24	0	4.224

I.3. IMPOR MENURUT KOMODITI / IMPORT BY HS COMMODITY
*****AGUSTUS / AUGUST 2009 *****

H S	Uraian Komoditi Commodity Description	Berat Bersih / Net Weight (Kg)		Nilai / Value C.I.F (US\$)	
		Bulan ini	Kumulatif	Bulan ini	Kumulatif
		Current Month	Cum.Jan. to date	Current Month	Cum.Jan. to date
1605901000	Abalone, prepared or preserved	61	15.007	4.203	49.570
1605909000	Oth crustaceans, molluscs & oth.aquaticinvertebrates, prepared or preserved	560	56.914	1.785	180.027
1701110010	Cane sugar,icumsa minimal 1200	34.925.000	758.360.008	13.621.500	262.568.799
1701110090	Cane sugar,icumsa maximal 1200	0	85.472.448	0	29.113.040
1701120000	Beet sugar, not added flavour/color	4.700.000	16.700.000	1.476.881	5.259.461
1701991100	Refined sugar, white	3.624.069	38.045.887	1.885.256	17.500.190
1701991900	Other refined sugar	40.420	40.465	67.232	68.033
1701999000	Other cane or beet sugar, & chemicallypure sucrose, in sold form	0	100	0	141
1702110000	Lactose and lactose syrup, containingby weight 99% or more lactose	1.615.351	8.343.825	1.035.368	5.539.638
1702190000	Lactose and lactose syrup, containingby weight less than 99% lactose	525.501	2.452.268	954.032	4.127.729
1702200000	Maple sugar and maple syrup	16.346	81.857	15.435	99.026
1702301000	Glucose, containing fructose < 20%	2.225.281	14.604.034	1.118.683	8.007.855
1702302000	Glucose syrup, containing fructose < 20%	1.693.455	14.527.629	758.147	6.243.204
1702400000	Glucose and glucose syrup, containing20% <= fructose < 50%	105.600	362.499	74.976	313.497
1702500000	Chemically pure fructose	37.611	313.131	48.195	420.679
1702601000	Fructose, containing fructose > 50%	0	5.100	0	20.251
1702602000	Fructose syrup,containing fructose >50%	22.105	79.212	28.257	94.151
1702901000	Maltose	668.112	3.600.583	404.319	2.227.721
1702902000	Artificial honey, whether or not mixedwith natural honey	0	124.449	0	359.470
1702903000	Flavoured or colored sugars (excludimgmaltose)	1.790	3.696	5.430	9.231
1702904000	Caramel	448.470	2.070.815	408.190	2.017.905
1702909000	Other sugar, incl. invert sugar & sugarsyrup blends cont. 50% of fructose	40.667.403	83.902.907	15.881.886	33.876.086
1703101000	Cane molases containing added flavouringor coloring matter	0	18.500.000	0	5.297.500
1703109000	Cane molases not containing addedflavouring or coloring matter	19.537	18.236.644	7.923	2.404.278
1703909000	Oth molasses result from extract/refinesugar,not cont add flavour/color matter	1.909	35.412.833	36.786	8.942.384
1704100000	Chewing gum,whether or not sugar-coated	51.834	377.366	199.809	1.557.396
1704901000	Medicated sweets	37.386	182.213	273.632	1.429.725
1704902000	White chocolate	8.847	43.170	40.141	189.701
1704909000	Oth sugar confectionery, not cont.cocoa	575.081	2.659.276	1.228.478	6.498.066
1801000000	Cocoa beans, whole or broken,raw/roasted	2.262.751	21.261.957	6.337.875	57.742.891
1802000000	Cocoa shells, husks, skins & oth cocoa waste	200.192	200.236	20.019	20.441
1803100000	Cocoa paste, not defatted	30.477	118.568	124.733	388.901
1803200000	Cocoa paste, wholly or partly defatted	80.000	855.207	120.000	1.119.187
1804000000	Cocoa butter, fat and oil	0	3.395	0	28.146
1805000000	Cocoa powder, not containing added sugaror other sweetening matter	1.108.408	6.868.738	2.383.296	12.445.361
1806100000	Cocoa powder,containing added sugar orother sweetening matter	189.340	2.594.712	117.152	4.722.352
1806201000	Chocolate confectionary in blocks, slabor bars, weighing > 2 kg	168.144	1.020.845	488.486	2.960.262
1806209000	Oth chocolate & oth food preparationscont. cocoa, weighing > 2 kg	8.307	131.634	33.895	431.682
1806311000	Chocolate confectionary in blocks,slabsbars, filled, weighing > 2 kg	9.939	64.550	81.173	528.716
1806319000	Oth chocolate & oth food preparationscont. cocoa, filled, weighing > 2 kg	97.609	700.392	507.269	4.198.940
1806321000	Chocolate confectionary in blocks,slabsbars, not filled, weighing > 2 kg	7.707	307.973	70.592	760.029
1806329000	Oth chocolate & oth food preparationscont. cocoa, not filled, weighing > 2 kg	920	53.480	6.248	150.281
1806901000	Chocolate confectionary in tablets orpastilles	1.366	84.958	5.695	445.438
1806902000	Food preparations of flour, meal,starchcont. 40% <= cocoa <50%, not for retail	21.836	36.019	24.236	43.584
1806909000	Food preparations of flour, meal,starchcont. 40% <= cocoa <50%, for retail	62.330	358.294	201.316	1.630.356
1901101000	Preparations of malt extract for infantuse, put up for retail sale	6.261	57.219	55.446	197.079
1901102000	Prep for infant use, of goos of heading0401 to 0404 of malt for infant use	42.937	235.228	303.348	1.670.990
1901103000	Preparations of soya bean powder forinfant use, put up for retail sale	458.348	2.663.667	1.136.348	8.399.532
1901109000	Food preparations of withoutcontaining fat for baby	263.592	1.768.575	549.363	3.964.812
1901201000	Mixes & doughs of flour, groats, meal,starch/malt extract, not cont. cocoa	34.302	179.009	102.113	479.405
1901202000	Mixes & doughs of flour, groats, meal,starch/malt extract, containing cocoa	11.953	36.757	69.825	216.746
1901203000	Other mixes and doughs for prep. ofbakers wares, not containing cocoa	132.832	667.351	313.977	1.515.170
1901204000	Other mixes and doughs for prep. ofbakers wares, containing cocoa	30.523	61.965	36.684	82.191
1901901000	Infant food prep for lactase deficieny,medical not put up for retail sale,	0	26.550	0	36.759
1901902000	Malt extractInfant food, not put up for retail sale	214.250	1.416.531	268.854	2.284.249
1901903100	Filled milk, prep. of goods of heading04.01 to 04.04	421.412	1.793.647	810.286	3.220.714
1901903900	Oth medical food prep of goods ofheading 0401 to 0404	534.000	4.038.839	860.034	6.449.872
1901904100	Other soya based preparation, in powderform	0	133.622	0	244.212
1901904900	Other soya based preparations, in otherform	1.526.433	2.061.611	2.305.329	3.150.846
1901909010	Kerupuk of shrimps	0	102	0	64
1901909090	Oth preparation of medical food cont.cocoa	189.085	1.654.916	446.346	4.882.945
1902110000	Uncooked pasta, not stuffed/otherwiseprepared, containing eggs	100.892	479.931	117.313	584.576
1902192000	Rice vermicelli (bee hoon)	95.425	427.596	84.207	398.035
1902199000	Oth uncooked pasta, not containing eggs	439.723	1.892.081	487.947	2.102.668
1902201000	Stuffed pasta, whether or not cookedor otherwise prepared	0	41.127	0	126.375
1902209000	Oth stuffed pasta, whether or not cooked	282	577	598	1.064
1902301000	Instant noodles	8.448	74.934	23.678	157.577
1902302000	Instant rice vermicelli	349.379	349.448	333.108	333.145
1902309000	Other stuffed pasta	90.494	892.480	186.817	1.741.656
1902400000	Couscous	1.131	5.951	1.955	13.288
1903000000	Pearl tapioca, flakes, sefting andsubstitutes of tapioca	25.475	89.341	19.103	68.165
1904100000	Prepared foods obtained by the swellingor roasting of cereals/cereal products	577.193	3.066.062	1.356.708	7.494.786

I.3. IMPOR MENURUT KOMODITI / IMPORT BY HS COMMODITY
*****AGUSTUS / AUGUST 2009 *****

H S	Uraian Komoditi Commodity Description	Berat Bersih / Net Weight (Kg)		Nilai / Value C.I.F (US\$)	
		Bulan ini Current Month	Kumulatif Cum. Jan. to date	Bulan ini Current Month	Kumulatif Cum. Jan. to date
1904200000	Prapeded foods of mixtures of roasted or unroasted cereal flakes products	34.654	181.278	175.547	484.207
1904300000	Bulgur wheat	0	985	0	2.991
1904901000	Rice preparations, including pre-cooked rice	83.236	1.063.952	107.504	1.169.431
1904909000	Oth prepared foods obtained of cereals or cereal products	15.273	219.879	24.226	409.923
1905100000	Crispbread	36.644	132.560	77.385	351.651
1905200000	Gingerbread and the like	67	16.354	209	33.294
1905311000	Sweet biscuits not containing cocoa	166.674	497.509	511.124	1.466.132
1905312000	Sweet biscuits containing cocoa	84.061	929.587	269.043	1.957.323
1905320000	Waffles and wafers	129.891	1.167.877	368.445	3.544.098
1905400000	Rusks, toasted bread & similar toasted products	40.622	221.493	55.973	320.447
1905901000	Unsweetened teething biscuits	0	28.150	0	44.017
1905902000	Other unsweetened biscuits	7.261	82.733	19.100	174.727
1905903000	Cakes	84.925	274.045	269.274	691.964
1905904000	Pastries	0	19.253	0	46.199
1905906000	Empty cachets of a kind suitable for pharmaceutical use	0	17	0	272
1905907000	Communion wafers, sealing wafers, rice paper and similar products	0	258	0	1.475
1905908000	Other crisp savoury food products	21.671	135.091	52.398	364.597
1905909000	Other baker wares	368.547	1.962.783	886.489	4.175.399
2001100000	Cucumbers and gherkins, prepared or preserved by vinegar or acetic acid	47	145.795	10	522.428
2001901000	Onions, prepared/preserved by vinegar or acetic acid	15.730	343.672	51.836	886.175
2001909000	Oth vegetables, fruit, nuts, edible plant prep/preserve by vinegar/acetic acid	4.327	54.945	24.961	159.202
2002101000	Tomatoes, whole/in pieces, not prepared or preserved by vinegar/acetic acid	52.297	313.897	47.573	259.478
2002109000	Oth tomatoes, whole/in pieces, not prep. or preserved by vinegar/acetic acid	24.246	155.342	12.143	151.733
2002901000	Tomato paste, not prepared or preserved by vinegar or acetic acid	667.730	5.000.377	611.148	5.187.547
2002909000	Other tomatoes, prepared or preserved otherwise than by vinegar/acetic acid	34.770	181.107	56.521	413.000
2003100000	Mushrooms of the genus agaricus, not prepared/preserved by vinegar/acetic acid	296.451	1.471.825	267.574	1.352.507
2003200000	Truffles, not prepared/preserved by vinegar or acetic acid	0	2.656	0	47.494
2003900000	Oth mushrooms, not prepared/preserved by vinegar or acetic acid	9.662	101.672	15.093	100.863
2004100000	Potatoes, frozen, not prepared/preserved by vinegar or acetic acid	1.192.899	7.246.851	1.201.186	7.573.224
2004909000	Oth vegetables, frozen, prep/preserved by vinegar/acetic acid	113.214	242.135	194.989	411.842
2005100000	Homogenised vegetables, not frozen, not prepared/preserved by vinegar/acetic acid	0	9.102	0	4.750
2005201000	Potatoes chips & sticks, not frozen, not prepared/preserved by vinegar/acetic acid	236.210	2.016.577	773.371	5.379.162
2005209000	Other potatoes, not frozen, not prep. or preserved by vinegar or acetic acid	0	7.128	0	24.378
2005400000	Peas (pisum sativum), not frozen, not prepared/preserved by vinegar/acetic acid	6.037	705.102	12.379	347.259
2005510000	Beans, shelled, not frozen, not prepared or preserved by vinegar or acetic acid	26.909	74.045	36.350	124.065
2005590000	Other beans, not frozen, not prepared or preserved by vinegar or acetic acid	148.129	199.400	99.252	178.564
2005600000	Asparagus, not frozen, not prepared or preserved by vinegar or acetic acid	74	172.038	176	151.500
2005700000	Olives, not frozen, not prepared or preserved by vinegar or acetic acid	0	12.431	0	44.583
2005800000	Sweet corn (zea mays var. saccharata), not frozen, not prepared by vinegar/acetic acid	15.208	308.841	28.110	227.624
2005910000	Vegetables and mixtures of, not frozen, not prepared by vinegar/acetic acid	220	45.389	352	34.688
2005990000	Oth smoked garlic, not frozen vegetable & mixtures of not prep. by vinegar/acetic acid	45.739	234.363	61.680	277.053
2006000000	Vegetables, fruit, nuts, fruit-peel & oth parts of plants, preserved by sugar	53.656	184.078	67.382	212.932
2007100000	Jams, fruit jellies, marmalades, fruit nut, homogenised preparations	15.325	268.438	66.939	702.404
2007910000	Citrus fruit	2.640	102.817	10.441	122.288
2007991000	Fruit grains and pastes other than of mango, pineapples or strawberries	55.497	226.023	73.730	284.031
2007999000	Fruit grains and pastes of mango, pineapples or strawberries	238.762	890.290	317.070	1.983.513
2008111000	Roasted ground nuts, othwise prepared/preserved	4.606	34.963	11.061	79.376
2008112000	Peanut butter, othwise prepared or preserved	720	185.364	1.820	387.683
2008119000	Oth ground nuts, othwise prepared or preserved	24.961	243.561	41.510	362.289
2008191000	Cashew, incl. mixtures, othwise prepared or preserved	0	2.012	0	6.138
2008199000	Other nuts and seeds, othwise prepared or preserved	7.209	108.958	67.653	613.728
2008200000	Pineapples, othwise prepared/preserved	0	17.655	0	31.200
2008301000	Citrus fruit, added sugar/oth. sweetening in or not in airtight container	0	34.444	0	22.080
2008309000	Oth citrus fruit, not added sugar/sweetening in/not in airtight container	248.308	962.847	238.534	995.019
2008401000	Pears, containing added sugar or sweetening matter in airtight container	0	3	0	35
2008409000	Oth pears, not containing added sugar/sweetening matter, in/not airtight cont.	0	5.415	0	8.005
2008501000	Apricots, containing added sugar / othersweet, matter in/not airtight container	2.918	2.921	4.206	4.241
2008601000	Cherries, containing added sugar / othersweet, matter in/not airtight container	10.490	82.089	15.033	139.664
2008609000	Cherries, not containing added sugar/sweetening, in/not airtight containers	44	149	457	855
2008701000	Peaches, containing added sugar or othersweet, matter in/not airtight container	47.757	125.539	70.336	121.247
2008709000	Peaches, not containing added sugar/sweetening, in/not airtight containers	0	47.997	0	40.515
2008801000	Strawberries, containing added sugar/othsweet, matter in/not airtight container	4.103	4.103	15.052	15.052
2008809000	Strawberries, not containing added sugar/sweetening, in/not airtight containers	117	27.271	3.902	93.937
2008922000	Mixtures of other edible parts of plant added sugar, in/not airtight container	53.268	148.874	49.000	136.521
2008929000	Mixtures of other edible parts of plant not added sugar, in/not airtight contain.	17.997	496.334	85.327	336.836
2008991000	Lychees, othwise prepared or preserved	398.068	1.180.777	301.520	1.030.197
2008992000	Longans, othwise prepared or preserved	230.787	1.092.640	206.837	869.623
2008993000	Stems, roots and oth. edible parts of plants, othwise prepared or preserved	11.644	72.870	25.291	113.916
2008994000	Othwise prepared or preserved, added sugar/sweet, in/not airtight container	0	2.162	0	2.368
2008999000	Othwise prepared/preserved, not added sugar/sweet, in/not airtight container	155.514	391.318	185.903	443.333
2009110000	Orange juice, frozen	198.849	1.264.597	356.969	2.408.031
2009120000	Orange juice, not frozen, of a brix value not exceeding 20	127.714	755.704	101.724	604.218

I.3. IMPOR MENURUT KOMODITI / IMPORT BY HS COMMODITY
*****AGUSTUS / AUGUST 2009 *****

H S	Uraian Komoditi Commodity Description	Berat Bersih / Net Weight (Kg)		Nilai / Value C.I.F (US\$)	
		Bulan ini	Kumulatif	Bulan ini	Kumulatif
		Current Month	Cum.Jan. to date	Current Month	Cum.Jan. to date
2009190000	Orange juice, not frozen,of a brix value exceeding 20	16.568	424.683	25.238	330.668
2009210000	Grapefruit juice, of a brix value notexceeding 20	9.258	53.000	8.780	44.363
2009290000	Other grapefruit juiceof a brix value exceeding 20	26.900	147.384	155.837	776.510
2009310000	Juice of any other single citrus fruit,of a brix value not exceeding 20	14.263	25.250	17.880	30.412
2009390000	Other juice of any other single citrus fof a brix value exceeding 20	26.853	117.498	98.483	262.337
2009410000	Pineapple juice,of a brix value not exceeding 20	4.281	38.001	4.603	36.299
2009490000	Other pineapple juice,of a brix value exceeding 20	8.410	31.046	12.375	47.063
2009500000	Tomato juice	29.705	131.147	20.897	101.231
2009610000	Grape juice (including grape must),of a brix value not exceeding 20	62.380	357.510	61.106	341.953
2009690000	Other grape juice (including grape must)of a brix value exceeding 20	6.643	121.767	15.807	111.519
2009710000	Apple juice,of a brix value not exceeding 20	71.305	496.445	53.695	380.478
2009790000	Other apple juiceof a brix value exceeding 20	57.510	675.776	102.787	1.136.204
2009801000	Blackcurrant juice	0	1.910	0	20.828
2009809000	Other juice of any other single fruitor vegetables	130.143	653.387	183.075	1.209.382
2009900000	Mixtures of juices	193.460	873.830	434.643	1.556.427
2101111000	Instant coffee	277.321	1.681.876	1.959.305	13.354.824
2101119000	Oth extracts, essences and concentratesof coffee	1.655	265.151	2.845	719.959
2101120000	Preparations with a basis of extracts,essences or concentrates of coffee	17.739	196.884	21.746	3.451.267
2101210000	Tea preparations consisting of a mixturetea, milk powder and sugar	2.240	24.129	18.130	112.949
2101209000	Mate preparations consisting of a mixturmate , milk powder and sugar	169.347	587.147	933.654	3.224.905
2101300000	Roasted chicory&oth.roasted coffee substitutes,extract,essence&concent.thereof	0	343	0	4.655
2102101000	Bread yeasts, active	250.925	1.230.468	777.915	3.612.295
2102109000	Active yeasts, other than for bread	83.775	1.104.156	600.083	3.856.640
2102200000	Inactive yeasts; other single-cell microorganisms, dead	533.630	2.496.208	1.071.362	4.545.412
2102300000	Prepared baking powders	155.035	1.218.880	333.606	2.734.262
2103100000	Soya sauce sweet, salt and other	1.091.149	4.440.599	848.352	3.718.954
2103200000	Tomato ketchup and other tomato sauces	45.408	369.325	75.753	601.200
2103300000	Mustard flour & meal & prepared mustard	6.550	247.398	13.503	221.577
2103901000	Chilli sauce	59.994	1.021.799	78.150	1.392.660
2103902000	Mixed condiments and mixed seasonings,including belachan	57.158	336.504	216.893	1.204.746
2103903000	Fish sauce	182.698	717.496	129.312	505.781
2103909000	Other sauces and preparations therefor;mustard flour & meal & prepared mustard	538.048	4.113.360	1.309.364	11.091.295
2104101000	Soups and broths & preparation thereforcontaining meat	35.434	85.509	105.136	182.854
2104109000	Soups and broths & preparation therefor,not containing meat	88.879	462.275	206.747	906.602
2104201000	Homogenised composite food preparations,containing meat	0	12	0	52
2104209000	Homogenised composite food preparations,not containing meat	0	20.681	0	64.330
2105000000	Ice cream and other edible ice, whetheror not containing cocoa	106.762	752.788	383.653	2.874.870
2106100000	Protein concentrates and texturedprotein substances	384.446	2.392.467	528.941	3.996.767
2106901000	Dried bean curd and bean curd sticks	1	506	43	2.372
2106902000	Flavoured or colored syrups	94.463	503.018	206.317	1.367.480
2106903000	Non-dairy creamer	3.780.515	26.629.765	6.049.014	41.022.698
2106904000	Autolysed yeast preparations	35.870	280.928	417.009	3.194.057
2106905100	Non-alcoholic prep used as raw materialto make composite concentrates beverag	10.728	145.851	69.089	861.163
2106905200	Non-alcoholic comp concentrates for simpdilution with water to make beverages	622.320	3.101.637	7.021.316	28.362.259
2106905300	Ginseng based products, non-alcoholicpreparations use for making beverages	2.681	16.134	8.884	38.794
2106905900	Other non-alcoholic preparations usefor making beverages	202.070	1.307.064	742.393	4.312.764
2106906900	Other alcoholic preparations	0	62	0	7.410
2106907000	Preparations vitamins or minerals, medic food and oth.food suplements	680.907	2.184.911	7.390.614	35.250.001
2106908000	Mixtures of chemicals foodstuffs or subwith nutritive value, used for food proc	588.042	3.150.672	5.747.281	28.730.856
2106909100	Fortificant premixes	9.278	83.549	206.431	1.709.032
2106909200	Ginseng based preparations	9.114	30.601	74.644	227.987
2106909300	Food preparations for lactase deficientinfants	6.821	6.821	1.068	1.068
2106909400	Other preparations for infant use	9.903	56.449	217.627	1.417.728
2106909500	seri kaya	45	45	21	21
2106909900	Other food preparations not elsewherespecified or included	500.493	6.813.985	3.497.073	25.703.209
2201100000	Mineral waters and aerated waters	374.794	1.174.023	265.526	875.548
2201901000	Ice and snow	6	6	211	211
2201909000	Other mineral waters or artificial	0	57.592	0	22.798
2202101000	Sparkling mineral waters and aeratedwaters, flavoured	131.698	1.031.690	109.171	563.416
2202109000	Other mineral water, containing addedssugar/sweeening or flavoured	4.833.272	16.807.372	3.066.100	10.527.454
2202901000	Flavoured uht milk drink	31.954	544.084	42.538	499.422
2202902000	Soya milk drink	1.150.738	3.524.345	648.356	2.035.780
2202903000	Non-aerated beverage ready for immediateconsumption without dilution	3.301.688	14.517.079	1.870.017	8.509.345
2202909000	Oth non-alcoholic beverages, excludingfruit or vegetable juices	5.517.009	25.859.206	2.584.274	15.107.219
2203001000	Stout and porter	0	1.680	0	3.196
2203009000	Other beer made from malt,including ale	1.686	23.118	3.403	45.340
2204100000	Sparkling wine	0	465	0	783
2204211100	Wine, in containers <= 2 l, alcoholicstrength by volume <= 15%	0	80	0	351
2204211200	Wine, in containers <= 2 l, alcoholicstrength by volume > 15%	0	5.472	0	20.666
2204212100	Grape must,in container <=2 l,alcoholicstrength by volume <= 15%	7.118	21.963	28.209	90.618
2204291100	Wine, in containers > 2 l, alcoholicstrength by volume <= 15%	0	268	0	283
2205902000	Vermouth & oth wine,in container > 2 l,alcoholic strength by volume > 15%	0	18	0	112

I.3. IMPOR MENURUT KOMODITI / IMPORT BY HS COMMODITY
*****AGUSTUS / AUGUST 2009 *****

H S	Uraian Komoditi Commodity Description	Berat Bersih / Net Weight (Kg)		Nilai / Value C.I.F (US\$)	
		Bulan ini Current Month	Kumulatif Cum.Jan. to date	Bulan ini Current Month	Kumulatif Cum.Jan. to date
2206002000	Sake (rice wine)	50	100	323	625
2207100000	Undenatured ethylalcohol of alcoholicstrength by volume of >= 80%	2.638	15.236	16.905	105.534
2207201100	Ethyl alcohol of an alcoholic strengthby volume of > 99%	1.508	19.517	1.536	37.158
2207201900	Oth denatured ethyl alcohol, includingmethylate spirits	3.844	4.983	4.609	10.753
2207209000	Other ethyl alcohol and other spirits	5	5.117	280	10.559
2208203000	Other spirits of an alcoholic strengthby volume not exceeding 46% vol	0	12	0	90
2208204000	Other spirits of an alcoholic strengthby volume exceeding 46% vol	0	6.953	0	92.939
2208301000	Whiskies of an alcoholic strength byvolume not exceeding 46% vol	820	11.002	6.083	99.859
2208302000	Whiskies of an alcoholic strength byvolume exceeding 46% vol	0	640	0	4.500
2208501000	Gin&geneva of an alcoholic strength byvolume not exceeding 46% vol	0	690	0	4.408
2208601000	Vodka of an alcoholic strength byvolume not exceeding 46% vol	48	1.863	309	12.025
2208602000	Vodka of an alcoholic strength byvolume exceeding 46% vol	0	143	0	1.911
2208901000	Medicated samsu of alcoholic strengthby volume <= 40%	0	1	0	633
2208909000	Other spirituous beverages	0	6	0	4
2209000000	Vinegar and substitutes for vinegarobtained from acetic acid	16.951	324.303	11.061	344.080
2301100000	Flours, meals & pellets, of meat / meatoffal; unfit for human cnsmtion; greaves	9.379.062	42.517.325	6.468.241	24.696.452
2301200000	Flours,meals&pellets,of fish/crustacean,molluscs/other aquatic invertebrates	11.074.372	46.356.448	10.501.582	40.446.215
2302100000	Bran, sharps and other residues ofmaize (corn)	0	472.340	0	297.231
2302300000	Bran, sharps and other residues of wheat	805.886	2.221.794	255.704	733.798
2302401000	Bran, sharps and other residues of rice	0	50.000	0	9.000
2302409000	Bran, sharps and other residues of othcereals	21.200	38.741	100.000	189.267
2302500000	Bran, sharps and other residues ofleguminous plants	20.250	245.250	10.751	126.033
2303109000	Other residues of starch and similarresidues	30.522.259	95.791.163	17.743.104	54.211.997
2303300000	Brewing or distilling dregs and waste	20.713.339	79.422.330	4.867.294	17.354.316
2304000000	Oil-cake&other solid residues,in pelletform, from the extract of soyabean oil	377.390.623	1.565.946.812	184.223.198	671.203.603
2305000000	Oil-cake&other solid residues,in pelletform, from the extract of ground-nut oil	187.300	1.934.903	78.666	627.395
2306300000	Oil-cake and other solid residues ofsunflower seeds	0	509.000	0	115.542
2306410000	Oil-cake and other solid residues oflow erucic acid rape or colza seeds	15.833.930	96.580.101	4.188.654	22.560.050
2306490000	Other oil-cake and other solid residuesof rape or colza seeds	109.250	6.945.090	38.429	1.594.833
2306500000	Oil-cake and other solid residues ofcoconut/copra manual/mechanic proces	0	18.000	0	564
2306600000	Oil-cake and other solid residues ofpalm nuts or kernels	90.050	749.550	31.247	187.243
2306902000	Oil-cake and other solid residues ofmaize (corn) germ	5.195.570	13.560.572	2.667.467	6.567.452
2306909000	Other oil-cake and other solid residues	2.683.712	16.092.185	429.625	2.624.970
2307000000	Wine lees; argol	0	201	0	3.453
2308000000	Vegetable materials and waste, residuesof a kind used in animal feeding	92.150	264.303	38.574	165.846
2309101000	Dog or cat food, put up for retail sale,containing meat	664.442	4.325.051	581.781	3.957.330
2309109000	Dog or cat food, put up for retail sale,not containing meat	859.877	4.844.491	1.021.126	5.785.288
2309901100	Complete feed for poultry	252.902	1.738.708	146.063	1.034.542
2309901200	Complete feed for swine	2.193.931	13.200.355	514.004	3.126.568
2309901300	Complete feed for prawn feed	708.457	3.725.105	771.448	4.593.417
2309901900	Other complete feed	69.046	198.554	64.914	313.338
2309902000	Premixes, feed supplements and feedadditives for animal	3.279.651	19.594.941	7.948.161	59.796.393
2309903000	Other preparations of a kind used inanimal feeding, containing meat	38.137.939	173.273.327	25.075.346	90.833.756
2309909000	Other preparations of a kind used inanimal feeding, not containing meat	22.783.270	114.661.566	15.663.974	64.223.444
2401101000	Virginia tobacco, not stemmed/stripped,flue-cured	753.714	3.084.598	4.756.972	17.560.746
2401102000	Virginia tobacco, not stemmed/stripped,not flue-cured	0	1.159	0	14.307
2401103000	Other tobacco, not stemmed/stripped,flue-cured	39.725	935.248	440.042	6.973.063
2401109000	Other tobacco, not stemmed/stripped,not flue-cured	49.224	590.998	1.067.743	10.546.512
2401201000	Virginia tobacco, partly/wholly stemmed/stripped, flue-cured	3.038.827	13.784.693	16.758.855	83.989.718
2401202000	Virginia tobacco, partly/wholly stemmed/stripped, not flue-cured	4.800	25.380	9.600	168.343
2401203000	Oriental tobacco, partly/wholly stemmed/stripped	1.530.754	6.695.746	6.680.531	30.810.608
2401204000	Burley tobacco, partly/wholly stemmed/stripped	0	19.600	0	185.739
2401205000	Other tobacco, partly/wholly stemmed/stripped, flue-cured	1.274.237	4.297.574	6.076.201	18.224.181
2401209000	Other tobacco, partly/wholly stemmed/stripped, not flue-cured	87.651	678.801	350.322	4.113.058
2401301000	Tobacco stems	0	87.009	0	279.649
2401309000	Other tobacco refuse	56.088	194.534	118.214	429.092
2402100000	Cigars, cheroots and cigarillos,containing tobacco	6.186	23.679	180.205	683.243
2402209010	Cigarettes tobacco	0	21.440	0	164.698
2402209090	Other cigarettes containing tobacco	27.700	101.330	146.832	1.518.191
2402901000	Cigars, cheroots and cigarillos oftobacco substitutes	0	620	0	47.288
2402902000	Cigarettes of tobacco substitutes	0	2.478	0	136.292
2403101900	Other smoking tobacco, packed for retail sale	0	3.031	0	119.028
2403102100	Blended tobacco, for cigarette making	960.270	5.994.541	6.859.269	43.017.642
2403102900	Oth manufactures tobacco for cigarettmaking	110	20.675	1.068	100.316
2403109000	Other smoking tobacco, whether or notcontaining tobacco substitutes	23.348	291.374	61.340	1.128.754
2403910000	Homogenised or reconstituted tobacco	29.209	76.656	430.083	1.122.524
2403991000	Tobacco extracts and essences	10	20.528	52.062	417.196
2403993000	Manufactured tobacco substitutes	57	57	370	370
2403999000	Oth manufactures tobacco & manufacturedtobacco substitutes	0	47.976	0	71.536
2501001000	Table salt	0	23.153	0	4.083
2501004100	Oth salt cont. at least 94.7% sodium chl a dry basis ,in package netto < 45 kg	204.440	1.002.481	67.848	337.208
2501004900	Oth salt cont. at least 94.7% sodium chl a dry basis ,in package netto < 45 kg	145.085.065	1.162.864.887	7.530.455	62.438.900

I.3. IMPOR MENURUT KOMODITI / IMPORT BY HS COMMODITY
*****AGUSTUS / AUGUST 2009 *****

H S	Uraian Komoditi Commodity Description	Berat Bersih / Net Weight (Kg)		Nilai / Value C.I.F (US\$)	
		Bulan ini Current Month	Kumulatif Cum.Jan. to date	Bulan ini Current Month	Kumulatif Cum.Jan. to date
2501005000	Sea water	1	24	17	67
2501009000	Other salt	14.694	42.147	68.647	175.854
2502000000	Unroasted iron pyrites	0	600.000	0	69.000
2503000000	Sulphur of all kinds, oth than sublimed,precipitated and colloidal sulphur	14.971.572	138.722.703	1.167.475	29.208.057
2504100000	Natural graphite, in powder or in flakes	433.399	1.119.121	261.096	755.181
2504900000	Natural graphite, in other form	121.471	1.131.275	43.410	449.392
2505100000	Silica sands and quartz sands	6.022.905	31.508.523	405.597	2.171.655
2505900000	Other natural sands,whether/not coloredother than metal-bearing sands	1.548.917	8.703.377	370.760	1.401.346
2506100000	Quartz	362.836	3.060.944	58.492	384.752
2506200000	Quartzite	30.864	165.316	45.636	138.975
2507000000	Kaolin and other kaolinic clays,whetheror not calcined	14.187.070	60.618.330	3.971.489	15.710.755
2508100000	Bentonite	3.865.248	110.806.892	1.221.110	10.210.375
2508300000	Fire-clay	230.955	1.832.358	80.120	881.106
2508400000	Other clays	3.756.909	19.576.699	817.349	4.718.430
2508500000	Andalusite, kyanite and sillimanite	22.000	347.187	10.611	155.473
2508600000	Mullite	162.003	1.946.578	86.599	1.014.438
2508700000	Chamotte or dinas earths	20.000	1.811.494	3.470	872.030
2509000000	Chalk	207.646	494.708	81.547	248.009
2510109000	Other natural calcium phosphates,naturaaluminium calcium phosphates, ungrour	128.844.903	556.328.394	21.736.723	125.829.437
2510201000	Apatite, ground	126.000	181.035	122.647	196.087
2510209000	Other natural calcium phosphates,naturaaluminium calcium phosphates, ground	0	5.205	0	15.625
2511100000	Natural barium sulphate (barytes)	8.536.663	43.847.211	1.066.114	5.546.132
2511200000	Natural barium carbonate (witherite)	0	134	0	517
2512000000	Siliceous fossil meals and similarsiliceous earths	671.340	2.917.095	422.543	1.740.049
2513100000	Pumice stone	27.507	49.114	30.020	114.043
2513200000	Emery, natural corundum, natural garnetand other natural abrasives	2.408.477	11.746.425	812.187	4.302.455
2514000000	Slate, whether or not roughly trimmedor merely cut	0	63.719	0	28.607
2515110000	Marble and travertine, crude or roughlytrimmed	0	362.859	0	87.838
2515121000	Marble and travertine, merely cut intoblocks	3.789.131	10.046.248	541.724	1.503.602
2515122000	Marble and travertine, merely cut intoslabs	1.856.943	11.985.323	654.091	4.223.937
2515200000	Ecaussine & other calcareous monumentalor building stone; alabaster	0	35	0	198
2516110000	Granite, crude or roughly trimmed	4.092	64.156	5.600	63.397
2516121000	Granite, merely cut into blocks	77.950	1.328.432	5.976	223.995
2516122000	Granite, merely cut into slabs	2.525.827	14.090.661	580.870	4.488.713
2516200000	Sandstone	0	439.987	0	128.020
2516900000	Other monumental or building stone	95.306	265.931	17.927	83.442
2517100000	Pebbles, gravel, broken/crushed stonewhether or not heat treated	4.256.432	48.604.476	109.089	1.258.310
2517200000	Macadam of slag, dross or similarindustrial waste	30.000	30.000	23.700	23.700
2517300000	Tarred macadam	35	97	21	54
2517410000	Granules, chippings and powder of marblewhether or not heat trated	0	32.120.934	0	673.879
2517490000	Granules, chippings & powder of stones owhethet or not heat treated	290.723	1.671.882	103.386	632.382
2518100000	Dolomite, not calcined or sintered	0	60.000	0	10.980
2518200000	Dolomite, calcined or sintered	774.860	1.704.882	105.525	259.683
2518300000	Dolomite, ramming mix	1.142.000	3.431.800	158.680	537.782
2519100000	Natural magnesium carbonate (magnesite)	550.000	4.184.298	88.198	951.632
2519900000	Fused magnesia; dead-burned magnesia	2.793.786	8.097.238	1.085.844	3.701.619
2520100000	Gypsum, anhydrite	126.498.365	643.675.007	3.844.019	19.271.816
2520201000	Plasters, for use in dentistry	8.205.050	8.376.561	279.856	346.371
2520209000	Other plasters	23.587.792	68.581.870	1.120.846	6.322.214
2521000000	Limestone flux; limestone and othercalcareous stone	29.974.186	80.354.744	1.023.919	3.681.171
2522100000	Quicklime	506.000	5.804.484	51.480	669.825
2522200000	Slaked lime	242.271	4.531.939	43.726	787.008
2522300000	Hydraulic lime	0	25.579	0	8.631
2523101000	Cement clinkers, for white cement	174.652	21.422.356	118.700	1.321.801
2523109000	Other cement clinkers	12.177.997	35.066.824	427.096	1.556.805
2523210000	Portland cement, white cement, whetheror not artificially colored	17	35.398	724	33.262
2523291000	Portland cement, colored cement	42.797.000	590.340.220	2.019.648	28.528.383
2523299000	Other portland cements	2.864	172.280.082	314	9.438.947
2523300000	Aluminous cement	226.760	1.630.632	126.302	1.037.032
2523900000	Other hydraulic cements	43.354.000	187.233.912	1.957.431	8.994.661
2524900010	Chrysotile	6.970.294	50.308.808	2.998.289	22.707.415
2524900090	Other asbestos, crococolite & chrysolite	286	1.319	163	1.459
2525100000	Crude mica and mica rifted into sheetsor splittings	48.000	300.164	22.440	168.191
2525200000	Mica powder	277.657	1.387.796	230.083	1.563.651
2526100000	Natural steatite, not crushed, notpowdered	1.125.000	3.664.438	99.250	322.125
2526201000	Talc powder, crushed or powdered	8.218.734	62.207.693	1.231.724	7.427.033
2526209000	Oth natural steative, crushed/powdered	399.109	8.503.340	92.037	956.214
2528100000	Natural sodium borates and concentratethereof (whether or not calcined)	195	195	2.795	2.795
2528900000	Natural boric acid containing not morethan 85% of h3bo3 on the dry weight	155	1.188.775	292	823.985
2529100000	Felspar	27.915.039	133.018.831	1.697.621	9.472.734
2529210000	Fluorspar, containing by weight 97% orless of calcium fluoride	130.223	457.892	11.771	114.480
2529220000	Fluorspar, containing by weight morethan 97% of calcium fluoride	40.000	395.128	21.952	220.468

I.3. IMPOR MENURUT KOMODITI / IMPORT BY HS COMMODITY

***AGUSTUS / AUGUST 2009 ***

H S	Uraian Komoditi Commodity Description	Berat Bersih / Net Weight (Kg)		Nilai / Value C.I.F (US\$)	
		Bulan ini Current Month	Kumulatif Cum.Jan. to date	Bulan ini Current Month	Kumulatif Cum.Jan. to date
2529300000	Leucite; nepheline & nepheline syenite	322.553	1.725.076	92.312	570.548
2530100000	Vermiculite, perlite and chlorites,unexpanded	224.171	2.022.601	98.499	771.762
2530201000	Kieserite	22.741.733	70.129.151	2.997.950	9.183.925
2530202000	Epsomite	0	10	0	141
2530900000	Other mineral substances not elsewhere specified or included	1.734.765	14.292.832	473.181	3.971.572
2601110000	Iron ores and concentrates, other than roasted iron pyrites :non agglomerated	153.747.100	772.386.678	16.904.303	115.410.883
2601120000	Iron ores and concentrates, other than roasted iron pyrites :agglomerated	0	289.440	0	93.319
2601200000	Roasted iron pyrites	149.490	412.818	72.519	213.901
2602000000	Manganese ores & concentrates,including ferruginous manganese, m.content >= 7	50.057	180.838	82.070	283.465
2603000000	Copper ores and concentrates	1.330	10.008.677	12.464	14.391.857
2604000000	Nickel ores and concentrates	0	379	0	1.294
2605000000	Cobalt ores and concentrates	0	8.040	0	260.371
2606000000	Aluminium ores and concentrates	23.366	605.379	9.000	431.314
2607000000	Lead ores and concentrates	125.839	1.631.236	77.092	926.501
2608000000	Zinc ores and concentrates	3.790	29.584	34.148	97.358
2609000000	Tin ores and concentrates	0	100.425	0	96.630
2610000000	Chromium ores and concentrates	452.000	518.001	177.000	202.130
2611000000	Tungsten ores and concentrates	14.850	14.850	11.583	11.583
2612100000	Uranium ores and concentrates	0	2	0	6
2613900000	Molybdenum ores and concentrates,other than roasted	0	11	0	332
2614001000	Titanium ores and concentrates,ilmenite ores and concentrates	0	12.448	0	29.900
2614009000	Titanium ores and concentrates,other than ilmenite ores & concentrates	40.000	1.068.644	26.160	799.898
2615100000	Zirconium ores and concentrates	1.977.330	9.002.399	2.280.685	9.940.811
2615900000	Other niobium, tantalum ores and concentrates vanadium or zirconium ores	47.581	428.501	140.567	577.015
2616900000	Precious metal ores other than silverores	0	84	0	10.292
2617100000	Antimony ores and concentrates	6.034	37.203	33.467	186.907
2617900000	Other ores and concentrates.	19.881	63.563	13.561	37.317
2618000000	Granulated slag (slag sand)/from the manufacture of iron or steel	0	253.045	0	36.271
2619000000	Slag,dross (not granula slag), & othwaste from the manufac. of iron or steel	83.600	982.451	10.032	99.135
2620110000	Ash & residues containing mainly zinc,hard zinc spelter	0	13	0	191
2620190000	Ash & residues containing mainly zinc,other than hard zinc spelter	26	247	25	4.955
2620290000	Ash & residues containing mainly lead,other than leaded gasoline sludges	8	143	4	8.558
2620910000	Ash & residues containing antimony,beryllium cadmium chromium or their mix	0	531	0	4.512
2621900000	Seaweed ash (kelp)	0	14.212	0	11.931
2701110000	Anthracite	2.386.230	52.629.481	546.048	14.746.544
2701200000	Bituminous coal: coking coal	0	205.438	0	91.654
2701129000	Bituminous coal: other than coking coal	4.336	12.187	1.550	5.667
2701190000	Other coal	261.004	847.960	85.131	591.876
2701200000	Briquettes, ovoids & similar solid fuels manufactured from coal	100.258	110.268	21.756	27.767
2702100000	Lignite, whether or not pulverised, but not agglomerated	0	30.020	0	72.323
2702200000	Agglomerated lignite	56.221	340.151	106.685	698.025
2703001000	Peat, whether or not compressed into bales, but not agglomerated	24.150	148.227	7.735	31.852
2703002000	Agglomerated peat	58.134	144.533	10.921	31.870
2704001000	Coke & semi-coke of coal	5.644.851	27.378.830	2.188.051	8.997.955
2704003000	Retort carbon	1.640.000	8.593.652	299.700	1.809.389
2705000000	Coal gas, water gas, producer gas and similar gases other than petroleum gas	460	974	7.702	15.669
2706000000	Tar distilled from coal, from lignite or from peat & other mineral tars	90.000	838.255	37.807	466.910
2707100000	Benzol (benzene)	0	21.058	0	50.971
2707200000	Toluol (toluene)	0	1.786	0	5.682
2707300000	Xylol (xylenes)	425	12.874	3.160	67.355
2707400000	Napthalene	30.732	85.257	134.232	396.418
2707500000	Oth. aromatic hydrocarbon mix.of >= 65% by volume, distills at 250.c, astm d 86 m	319.477	12.046.531	313.421	8.243.344
2707910000	Creosote oils	0	49.030	0	80.910
2707992000	Carbon black feedstock	0	15.884	0	32.089
2707999000	Other products of the distilled of high temperature coal tar	1.363.117	7.783.410	1.196.188	6.245.509
2708100000	Pitch	177.799	16.264.348	71.637	8.944.743
2708200000	Pitch coke	0	5.701.000	0	4.062.672
2709001000	Crude petroleum oil	1.193.629.380	9.769.792.811	638.040.889	4.255.861.528
2709002000	Condensate	0	58.948	0	58.111
2709009000	Other petroleum oil, crude	31.840	186.973	25.154	220.183
2710111100	Motor spirit, premium leaded	64.060	89.850	60.979	99.933
2710111200	Motor spirit, premium unleaded	623.832.348	4.883.965.140	436.248.191	2.689.977.730
2710111300	Motor spirit, regular leaded	16.060	16.060	14.678	14.678
2710111400	Motor spirit, regular unleaded	34.857.418	159.027.320	22.003.418	87.868.360
2710111500	Other motor spirit, leaded	0	16.970	0	18.641
2710111600	Other motor spirit, unleaded	22.122.772	358.450.003	9.524.638	199.865.001
2710112000	Aviation spirit	62.286	69.247	115.429	148.251
2710113000	Tetrapropylene	6	2.269.602	442	1.569.133
2710114000	White spirit	917.746	4.335.037	718.500	3.324.578
2710115000	Low aromatic solvents containing by weight <= 1 % aromatic content	1.159.233	7.464.873	1.269.695	7.232.888
2710116000	Other solvent spirits	882	842.594	2.920	806.868
2710117000	Naphtha, reformate or preparations for preparing spirits	51.094.340	678.516.746	31.881.842	309.612.336

I.3. IMPOR MENURUT KOMODITI / IMPORT BY HS COMMODITY
*****AGUSTUS / AUGUST 2009 *****

H S	Uraian Komoditi Commodity Description	Berat Bersih / Net Weight (Kg)		Nilai / Value C.I.F (US\$)	
		Bulan ini	Kumulatif	Bulan ini	Kumulatif
		Current Month	Cum.Jan. to date	Current Month	Cum.Jan. to date
2710119000	Other petroleum oil, light oil & otherthan crude	1.369.485	10.181.278	1.414.669	9.998.715
2710191300	Aviation turbine fuel (jet fuel) havinga flash point of not less than 23-c	1.245	261.584	4.914	404.861
2710191400	Aviation turbine fuel (jet fuel) havinga flash point of less than 23-c	0	142.900.590	0	74.579.833
2710191600	Kerosene	19.002	22.495	26.029	44.345
2710191900	Other medium oils and preparations	4.576.814	59.672.237	3.895.792	49.960.551
2710192000	Topped crudes	109.600	599.043	127.992	751.745
2710193000	Carbon black feedstock oil	12.002.114	30.602.509	4.874.883	11.534.317
2710194100	Lubricating oil basestock	9.442.086	55.728.209	8.458.143	43.114.823
2710194200	Lubricating oils for aircraft engines	763	5.506	6.148	40.378
2710194300	Other lubricating oils	12.116.042	67.851.567	19.534.725	123.009.732
2710194400	Lubricating greases	879.037	6.035.972	2.440.085	17.082.768
2710195000	Hydraulic brake fluid	24.783	45.440	56.795	159.589
2710196000	Transformer and circuit breakers oils	734.707	5.474.227	658.831	5.945.788
2710197100	High speed diesel fuel	346.570.574	3.939.593.501	206.753.881	1.955.610.838
2710197200	Other diesel fuel	10.458.437	120.865.820	6.317.147	54.599.931
2710197900	Other fuel oils	155.812.886	885.687.882	68.578.642	326.289.752
2710199000	Oth petroleum oils & oils obtained frombituminous minerals (other than crude)	1.045.639	6.903.641	1.267.781	9.295.991
2710990000	Other waste oils	1.004	84.312	3.950	157.938
2711110000	Liquid natural gas	1.736.207	3.931.307	957.095	2.148.964
2711120000	Liquid propane	18.384.969	377.279.688	9.335.887	172.776.292
2711130000	Liquid butanes	19.991.834	339.905.890	10.784.754	157.830.698
2711141000	Liquid ethylene	2	2	365	365
2711149000	Liquid propylene, butylene & butadiene	0	42.714	0	91.630
2711190000	Other liquid petroleum gas	4.854	52.440.234	8.953	26.655.375
2711210000	Natural gas in gaseous state	0	103	0	7.553
2711290000	Other petroleum gas in gaseous state	4.379	39.077	29.366	117.440
2712100000	Petroleum jelly	333.316	1.753.659	521.413	2.863.835
2712200000	Paraffin wax containing by weight lessthan 0.75% of oil	402.404	2.098.236	471.446	2.427.855
2712901000	Other paraffin wax	1.145.436	9.832.202	1.253.907	10.030.301
2712909000	Microcrystalline petroleum wax, slackwax, ozokerite, lignite wax, peat wax	420.660	2.503.283	755.365	4.380.351
2713110000	Petroleum coke, not calcined	18.800	19.341.881	7.238	8.274.793
2713120000	Petroleum coke, calcined	15.061.706	53.349.387	7.979.372	28.362.882
2713200000	Petroleum bitumen	51.743.462	275.354.954	22.511.595	107.028.085
2713900000	Other residues of petroleum oils or oifils obtained from bituminous minerals	1.513.516	7.124.534	918.110	3.952.773
2714100000	Bitumen and asphalt, natural bituminousor oil shale and tar sands	9.455	48.506	7.604	29.709
2714900000	Bitumen and asphalt, natural asphaltiesand asphaltic rocks	4.683.236	34.238.918	2.164.782	16.163.028
2715000000	Bituminous mix. based on natur. asphalton natur. bitumen, on petroleum bitumen	60.760	321.526	77.683	730.263
2801100000	Chlorine	125.595	1.113.547	139.677	981.835
2801200000	Iodine	58	1.849	4.425	46.146
2801300000	Fluorine; bromine	266	11.846	1.209	26.696
2802000000	Sulphur, sublimed or precipitated, collodial sulphur	5.665.848	12.687.864	669.737	1.679.370
2803001000	Rubber grade carbon black	9.471.945	50.990.205	8.525.117	43.315.034
2803002000	Acetylene black	562.475	3.578.739	1.038.640	7.032.316
2803003000	Other carbon blacks	2.016.568	10.464.138	2.171.272	10.611.360
2803009000	Other carbon	1.101.865	5.539.349	1.349.330	6.138.435
2804100000	Hydrogen	69.132	618.116	26.270	1.067.800
2804210000	Argon	390.648	2.387.208	306.124	1.713.186
2804290000	Other rare gases	355.000	1.978.808	251.870	2.542.415
2804300000	Nitrogen	1.064.165	7.952.473	1.67.905	1.525.797
2804400000	Oxygen	2.061.618	17.515.324	462.368	5.326.034
2804500000	Boron; tellurium	56	89	670	886
2804610000	Silicon, containing by weight >= 99.99%	10	31.960	191	71.420
2804690000	Silicon, containing by weight < 99.99%	935.196	3.242.760	1.506.473	5.499.138
2804700000	Phosphorus	43.921	135.801	591.938	2.347.000
2804800000	Arsenic	1	33.001	189	35.502
2804900000	Selenium	684	6.322	35.211	283.754
2805110000	Sodium	11.826	248.078	25.901	810.045
2805120000	Calcium	3.847	209.024	7.075	957.807
2805190000	Other alkali or alkaline-earth metals	769.437	2.008.609	227.481	1.975.291
2805300000	Rare-earth metals, scandium & yttriumwhether or not intermixed or interalloy	0	13	0	17
2805400000	Mercury	0	9.003	0	125.789
2806100000	Hydrogen chloride (hydrochloric acid)	136.814	687.728	135.348	533.177
2806200000	Chlorosulphuric acid	4	67	59	909
2807000000	Sulphuric acid; oleum.	8.320.130	71.773.299	370.485	2.989.233
2808000000	Nitric acid; sulphonitric acids	659.240	6.392.722	318.410	2.823.685
2809100000	Diphosphorus pentaoxide	18	25.593	210	60.211
2809203000	Phosphoric acids, hypophoric acids andhypophosporic acids	1.306.445	6.243.060	874.326	4.479.366
2809209000	Oth phosphoric acids, hypophoric acidsand hypophosporic acids	361.978	13.663.345	260.081	9.523.341
2810000000	Oxide of boron; boric acids	226.203	1.350.732	187.172	1.073.355
2811110000	Hydrogen fluoride (hydrofluoric acid)	60.514	307.433	46.601	425.456
2811191000	Arsenic acid	445.004	1.405.247	191.897	648.002
2811199000	Other inorganic acids	144.518	536.274	145.625	591.111

I.3. IMPOR MENURUT KOMODITI / IMPORT BY HS COMMODITY
*****AGUSTUS / AUGUST 2009 *****

H S	Uraian Komoditi Commodity Description	Berat Bersih / Net Weight (Kg)		Nilai / Value C.I.F (US\$)	
		Bulan ini	Kumulatif	Bulan ini	Kumulatif
		Current Month	Cum.Jan. to date	Current Month	Cum.Jan. to date
2811210000	Carbon dioxide	184.840	2.013.181	73.360	1.405.384
2811221000	Silica powder	1.366.816	9.836.405	1.159.338	9.138.787
2811229000	Silicon dioxide, other form	1.550.826	6.864.866	1.414.537	6.747.990
2811291000	Diarsenic pentaoxide	3.398	28.261	3.600	20.696
2811299000	Other inorganic oxygen compounds of non metals	65.608	679.417	126.150	1.031.541
2812100000	Chlorides and chloride oxides	39	16.105	275	28.960
2812900000	Other halides and halide oxides of nonmetals	67.768	88.572	306.744	451.581
2813100000	Carbon disulphide	0	1.355.000	0	1.138.265
2813900000	Other sulphides of non-metal	0	37	0	1.220
2814100000	Anhydrous ammonia	684	49.042.694	7.175	10.579.928
2814200000	Ammonia in aqueous solution	3.978	59.649	23.054	133.783
2815110000	Sodium hydroxide (caustic soda), solid	1.357.267	3.475.777	595.665	1.639.161
2815120000	Sodium hydroxide (caustic soda), in aqueous solution (lye or liquid soda)	4.415.587	8.436.109	793.490	2.275.458
2815200000	Potassium hydroxide (caustic potash)	700.602	5.628.965	850.966	7.665.680
2815300000	Peroxides of sodium or potassium	0	29.505	0	72.824
2816100000	Hydroxide and peroxide of magnesium	55.551	1.196.598	111.664	1.323.070
2816400000	Oxides, hydroxides & peroxides, of strontium or barium	356	175.523	13.020	95.341
2817001000	Zinc oxide	478.743	3.212.936	846.094	5.026.208
2817002000	Zinc peroxide	20.145	203.312	29.401	315.134
2818100000	Artificial corundum, whether or not chemically defined	40.108	758.001	56.267	789.065
2818200000	Aluminium oxide, other than artificial corundum	46.147.693	299.810.344	11.857.953	81.761.187
2818300000	Aluminium hydroxide	1.296.104	52.006.380	509.908	14.631.674
2819100000	Chromium trioxide	57.861	310.446	203.068	1.117.742
2819900000	Other chromium oxides and hydroxides	14.617	105.574	86.905	500.177
2820100000	Manganese dioxide	1.981.588	12.553.804	3.578.892	22.611.683
2820900000	Other manganese dioxide	66.738	1.093.709	113.752	1.649.763
2821100000	Iron oxides and hydroxides	653.331	6.910.732	710.230	4.099.842
2821200000	Earth colors	0	1.583	0	16.976
2822000000	Cobalt oxides and hydroxides, commercial	15.872	78.594	200.987	1.203.729
2823000000	Titanium oxides.	833.315	5.670.930	1.837.960	12.597.586
2824100000	Lead monoxide (litharge, massicot)	23.489	231.982	69.582	529.598
2824900000	Other lead monoxide	33.086	74.251	47.499	171.111
2825100000	Hydrazine, hydroxylamine, inorganic salt	81.599	526.325	298.090	1.757.079
2825200000	Lithium oxide and hydroxide	1.860	74.464	49.535	721.298
2825300000	Vanadium oxides and hydroxides	1	1.603	176	23.517
2825400000	Nickel oxides and hydroxides	14.820	79.613	216.161	1.003.351
2825500000	Copper oxides and hydroxides	96.092	396.051	542.415	1.778.849
2825600000	Germanium oxides and zirconium dioxide	8	11.101	3.351	53.344
2825700000	Molybdenum oxides and hydroxides	26	854	335	23.632
2825800000	Antimony oxides	79.469	477.254	418.292	2.439.915
2825900000	Other inorganic bases	96.072	1.967.358	966.442	3.888.856
2826120000	Fluorides of aluminium	0	192.000	0	227.692
2826190000	Other fluorides	58.846	532.489	92.982	584.658
2826300000	Sodium hexafluoroaluminate (synthetic cryolite)	5.851	20.206	2.064	41.501
2826900000	Other complex fluorine salt.	117.123	667.239	310.974	1.675.705
2827100000	Ammonium chloride	771.841	3.003.802	211.261	1.056.332
2827201000	Calcium chloride, commercial grades	1.061	1.377.796	1.198	301.773
2827209000	Calcium chloride, not commercial grades	899.728	8.017.160	229.971	2.256.296
2827310000	Other chlorides of magnesium	77.351	445.340	46.748	234.389
2827320000	Other chlorides of aluminium	455.779	5.297.924	158.851	2.009.696
2827350000	Other chlorides of nickel	16.070	115.302	50.923	392.124
2827390010	Other chlorides of zinc	107.360	882.100	75.578	731.757
2827390090	Other chlorides of iron, cobalt and of other materials	211.021	1.035.590	142.558	953.229
2827410000	Chloride oxides & chloride hydroxides, of copper	0	15.589	0	40.594
2827490000	Other chloride oxides & chloride hydroxides	237.903	1.277.675	157.792	1.119.719
2827510000	Bromides of sodium or of potassium	21.001	216.326	44.252	403.699
2827590000	Other bromides	2.626	24.819	15.282	227.277
2827600000	Iodides and iodide oxides	5.404	71.885	60.235	318.177
2828100000	Commercial calcium hypochlorite & other calcium hypochlorites	878.967	3.186.823	662.859	2.943.497
2828901000	Sodium hypochlorite	686	47.001	440	62.316
2828909000	Other hypochlorite	170.489	1.009.297	168.282	1.500.158
2829110000	Chlorates of sodium	168.000	837.359	272.324	1.229.279
2829190000	Other chlorates	304.000	1.229.109	332.495	1.356.001
2829900000	Bromat dan perbromat, iodat & periodat	52.043	256.038	55.719	892.038
2830100000	Sodium sulphides	764.800	3.535.888	433.270	1.848.078
2830900000	Other sulphides	43.514	858.449	32.365	461.397
2831100000	Dithionites and sulphyloxylates of sodium	782.429	4.877.508	672.081	4.155.983
2831900000	Other dithionites and sulphyloxylates	20.423	122.848	39.202	242.469
2832100000	Sodium sulphites	1.159.322	5.452.902	406.071	2.288.119
2832200000	Other sulphites	120.028	353.444	44.115	172.715
2832300000	Thiosulphates	50.058	1.056.515	14.725	325.265
2833100000	Disodium sulphate	22.553.229	105.177.455	2.545.418	11.206.402

I.3. IMPOR MENURUT KOMODITI / IMPORT BY HS COMMODITY
*****AGUSTUS / AUGUST 2009 *****

H S	Uraian Komoditi Commodity Description	Berat Bersih / Net Weight (Kg)		Nilai / Value C.I.F (US\$)	
		Bulan ini Current Month	Kumulatif Cum.Jan. to date	Bulan ini Current Month	Kumulatif Cum.Jan. to date
2833190000	Other sodium sulphates	20.794.283	65.472.535	2.254.493	7.477.784
2833210000	Magnesium sulphate	733.264	4.738.974	150.184	1.082.548
2833221000	Aluminium sulphate :commercial grade	0	22.027	0	47.232
2833229000	Aluminium sulphate:other grade	174	246.049	290	70.847
2833240000	Nickel sulphate	65.138	472.275	415.361	1.755.286
2833250000	Copper sulphate	924.029	3.800.739	1.467.728	5.539.215
2833270000	Barium sulphate	79.889	1.068.714	104.255	825.456
2833291000	Of chromium or zinc	351.426	2.533.921	309.901	2.183.968
2833292000	Tribasic lead sulphate	10.137	272.807	22.605	340.734
2833299000	Other sulphate of other material	467.954	3.070.113	283.438	1.702.875
2833300000	Alums	20.002	1.169.955	9.542	309.996
2833400000	Peroxisulphates (persulphates)	140.278	677.019	159.674	742.300
2834100000	Nitrites	192.523	2.289.028	90.447	1.218.815
2834210000	Nitrates of potassium	181.198	880.024	151.204	983.785
2834290000	Other nitrates	294.486	2.488.486	199.796	1.617.346
2835100000	Phosphinates (hypophosphites) andphosponates (phosphites)	116.593	313.573	273.869	869.824
2835220000	Phosphates of mono- or disodium	794.206	2.636.060	533.799	2.348.249
2835240000	Phosphates of potassium	57.262	1.087.234	169.251	3.180.221
2835251000	Dicalcium phosphate, feed grade	3.924.500	22.828.700	1.588.220	9.521.214
2835259000	Oth hypophosphites, phosphonates andand phosphates, polyphosphates	320.769	5.046.632	189.928	2.478.862
2835260000	Other phosphates of calcium	4.779.363	20.197.136	2.651.758	13.915.926
2835290000	Other phosphates	132.601	2.259.643	180.312	2.899.262
2835310000	Sodium triphosphate (sodiumtripolyphosphate)	4.658.818	24.520.595	3.475.272	19.453.766
2835391000	Tetranatrium pirofosfat	67.577	340.569	103.823	526.395
2835399000	Other polyphosphates	780.940	3.813.344	899.969	5.727.387
2836200000	Disodium carbonate	73.191.325	419.968.308	14.536.375	95.727.994
2836300000	Sodium hydrogencarbonate (sodium bicarbonate)	6.049.978	56.568.789	1.628.468	13.695.824
2836400000	Potassium carbonates	738.160	3.689.816	854.810	4.521.664
2836501000	Calcium carbonate, food or pharmaceu-tical grade	1.052.873	7.647.369	357.504	2.893.712
2836509000	Calcium carbonate, other grade	8.313.306	28.499.725	1.385.045	7.217.185
2836600000	Barium carbonate	185.118	1.825.029	119.612	717.571
2836910000	Lithium carbonates	0	78.171	0	233.296
2836920000	Strontium carbonate	48.000	144.167	23.280	72.055
2836990000	Other carbonates	908.704	7.379.595	898.470	5.970.478
2837110000	Cyanides and cyanide oxides, of sodium	130.015	2.802.074	246.934	5.315.056
2837190000	Other cyanides and cyanide oxides	20	725	1.192	38.378
2837200000	Complex cyanides	0	21.037	0	26.524
2839110000	Sodium metasilicates	162.562	1.830.253	80.909	804.201
2839191000	Sodium silicates	1.261.650	10.747.175	461.118	3.334.191
2839199000	Other silicates of sodium	963.042	5.279.580	652.553	3.014.600
2839900000	Other silicates; commercial alkali metalsilicates	137.414	2.336.598	368.310	3.420.993
2840190000	Other disodium tetraborate (refinedborax)	3.155.802	12.670.379	1.891.164	7.833.315
2840200000	Other borates	0	47.363	0	109.511
2840300000	Peroxborates (perborates)	29.772	148.448	46.153	202.268
2841300000	Sodium dichromate	19.194	276.590	38.966	424.714
2841500000	Other chromates and dichromates,peroxochromates	8.531	43.110	32.517	185.542
2841610000	Potassium permanganate	269	221.202	11.675	629.782
2841690000	Other manganit	94	572	598	2.106
2841700000	Molybdates	2.279	15.285	15.696	180.389
2841800000	Tungstates (wolframates)	166	8.513	1.675	26.284
2841900000	Oth salts of oxometallic orperoxometallic acids	19.655	184.501	68.771	974.847
2842100000	Double/complex silicates,includ aluminosilicates w.or not chemical defined	1.456.149	8.551.146	664.613	4.126.781
2842901000	Sodium arsenite	10.676	81.400	13.582	81.847
2842902000	Copper and/or chromium salts	4.502	9.337	13.581	32.156
2842909000	Oth salts of inorganic acids/peroxoacid	52.177	553.042	245.394	2.244.209
2843100000	Colloidal precious metals	0	1.301	0	10.798
2843210000	Silver nitrate	269	1.628	62.163	223.129
2843290000	Other silver compounds	1.349	7.553	11.824	384.288
2843300000	Gold compounds	3	2.292	10.872	1.206.502
2843900000	Other amalgams and other compoundcolloidal precious metals	102	3.224	9.133	369.873
2844109000	Ceramic products & mixtures containinatural uranium	0	3.968	0	586.795
2844401900	Other radioactive elements & isotopes &compounds, radioactive residues	0	69	0	41.415
2844409000	Ceramic products & mixtures containisotop or compound,radioactive residues	3.446	7.126	248.188	1.539.458
2845100000	Heavy water (deuterium oxide)	0	13	0	61
2845900000	Other isotops other than those heading28.44	1	2.756	65	25.788
2846100000	Cerium compounds	7	2.659	709	14.341
2846900000	Other compounds, inorganic or organicof rare-earth metal	21	9.295	1.614	45.290
2847001000	Liquid hydrogen peroxide,whether or notsolidified with urea	477.209	5.862.156	214.080	2.615.170
2847009000	Hydrogen peroxide, whether or notsolidified with urea other form	2.417	201.681	12.968	109.165
2848000000	Phosphides, whether or not chemicallydefined excluding ferrophosphorus.	1.068	53.651	23.768	132.518
2849100000	Carbides, whether or not chemicallydefined of calcium	897.148	6.730.151	486.568	3.529.394
2849200000	Carbides, whether or not chemicallydefined of silicon	484.442	1.146.003	363.825	1.088.483

I.3. IMPOR MENURUT KOMODITI / IMPORT BY HS COMMODITY
*****AGUSTUS / AUGUST 2009 *****

H S	Uraian Komoditi Commodity Description	Berat Bersih / Net Weight (Kg)		Nilai / Value C.I.F (US\$)	
		Bulan ini	Kumulatif	Bulan ini	Kumulatif
		Current Month	Cum.Jan. to date	Current Month	Cum.Jan. to date
2849900000	Carbides, whether or not chemically defined of other material	464	23.256	9.993	436.269
2850000000	Hydrides, nitrides, azides, silicides and borides	218	9.143	15.110	98.770
2852001000	Mercury sulphate	23	55	2.839	6.037
2852009000	Other compounds, inorganic/organic, of mercury, excluding amalgams	43	2.250	4.355	39.366
2853000000	Liquid, compressed air, other inorganic (incl distil/conductivity water, similar)	6.354	44.689	15.512	336.130
2901100000	Saturated acyclic hydrocarbons.	486.477	4.540.183	644.982	4.878.464
2901210000	Ethylene	87.534.488	475.427.715	81.745.957	332.316.970
2901220000	Propene (propylene)	20.972.686	188.802.916	22.242.179	139.800.247
2901230000	Butene (butylene) and isomers thereof	1.045.828	15.194.826	1.336.652	17.209.137
2901240000	Buta-1, 3-diene and isoprene	2.318.849	24.076.389	2.352.229	17.766.517
2901291000	Acetylene	3.026	152.543	6.675	118.783
2901299000	Other unsaturated acyclic hydrocarbons	2.025.572	5.906.145	1.773.465	5.441.916
2902110000	Cyclohexane	59.173	340.509	90.960	563.795
2902190000	Other cyclanes	122.426	865.265	162.783	1.300.969
2902200000	Benzene	15.934.441	125.868.622	13.397.374	72.576.370
2902300000	Toluene	4.822.190	67.310.575	3.950.922	44.567.787
2902410000	O-xylene	2.020.186	17.752.297	1.712.370	14.145.153
2902420000	M-xylene	251.564	527.085	196.250	379.789
2902430000	P-xylene	52.607.963	446.424.929	54.639.295	393.791.245
2902440000	Mixed xylene isomers	5.881.198	22.300.180	4.780.731	16.337.907
2902500000	Styrene	2.039.814	12.653.863	2.407.884	11.161.885
2902600000	Ethylbenzene	0	70.530	0	209.970
2902700000	Cumene	0	1.892.068	0	1.273.716
2902901000	Dodecylbenzene	77.160	298.461	95.409	432.671
2902902000	Alkylbenzenes	30.180	348.972	50.527	399.123
2902909000	Other cyclic hydrocarbons.	563.008	4.162.626	844.909	6.125.388
2903111000	Methyl chloride used in the manufacture of herbicides	82.777	670.767	144.951	859.364
2903119000	Other methyl chloride	0	35.765	0	90.352
2903120000	Dichloromethane (methylene chloride)	998.597	5.834.330	554.534	3.262.969
2903130000	Chloroform (trichloromethane)	33.001	386.085	178.419	1.380.830
2903150000	1,2-dichloroethane (ethylene dichloride)	19	39	318	700
2903190010	1,1,1-trichloroethane (methyl chloroform)	0	12.400	0	11.036
2903190090	Other halogenated derivatives of hydrocarbons	20.554	79.690	22.824	113.311
2903211000	Vinyl chloride monomer (vcm)	8.950.730	74.370.552	6.460.427	44.764.053
2903219000	Other vinyl chloride (chloroethylene)	41.301	241.203	98.119	538.074
2903220000	Trichloroethylene	162.141	1.397.542	137.998	1.186.668
2903230000	Tetrachloroethylene (perchloroethylene)	264.843	904.290	216.100	730.702
2903290000	Other unsaturated chlorinated derivatives of acyclic hydrocarbons	117.007	846.059	522.454	3.612.103
2903310000	Ethylene dibromide (iso)(1,2-dibromoethane)	1.875	23.302	25.444	99.340
2903390000	Other fluorinated, brominated/iodinated	109.481	304.167	508.842	1.280.651
2903410000	Trichlorofluoromethane	11.340	11.340	39.748	39.748
2903420000	Dichlorodifluoromethane	0	1.880	0	8.566
2903440000	Dichlorotetrafluoroethanes and chloropentafluoroethane	0	63	0	10.682
2903470000	Other perhalogenated derivatives	0	664	0	16.671
2903490000	Derivatives of methane, ethane/propane, halogenated with fluorine & chlorine	375.053	4.222.538	578.165	7.482.904
2903510000	1, 2, 3, 4, 5, 6-hexachlorocyclohexane	78.275	129.169	185.055	296.588
2903590000	Other halogenated derivatives of cyclic cycloaliphatic hydrocarbon	0	15.962	0	46.560
2903610000	Chlorobenzene, o-dichlorobenzene and p-dichlorobenzene	373.177	3.781.003	473.076	5.575.783
2903690000	Other halogenated derivatives of aromatic	69.453	565.354	104.648	1.181.070
2904100000	Derivatives containing only sulphogroups their salts and ethyl esters	300.162	2.154.976	400.623	2.477.563
2904200000	Derivatives containing only nitro or only nitroso groups	5.182	223.315	27.792	831.974
2904900000	Other derivatives of hydrocarbons, whether or not halogenated	34.783	106.720	63.940	1.437.485
2905110000	Methanol (methyl alcohol)	4.075.898	45.280.153	871.211	9.113.413
2905120000	Propan-1-ol (propyl alcohol) & propan-2-ol (isopropyl alcohol)	1.797.155	12.202.916	1.761.323	10.825.177
2905130000	Butan-1-ol (n-butyl alcohol)	2.004.208	22.623.085	2.025.696	18.437.148
2905140000	Other butanols	502	3.307.531	5.906	2.590.044
2905160000	Octanol (octyl alcohol) and isomers thereof	2.915.452	18.660.666	3.238.392	17.549.473
2905170000	Dodecan-1-ol (lauryl alcohol), hexadecan-1-ol, and octadecan-1-ol	39.332	473.163	77.925	775.651
2905190000	Other sulphonated, nitrated/nitrosated	903.191	3.726.897	1.047.367	3.947.879
2905220000	Acyclic terpene alcohols	128.491	678.572	1.093.230	5.605.328
2905290000	Other unsaturated monohydric alcohols	22.495	196.761	195.536	1.583.366
2905310000	Ethylene glycol (ethanediol)	23.587.827	215.256.949	16.726.081	130.456.193
2905320000	Propylene glycol (propane-1, 2- diol)	2.450.159	15.897.433	3.653.357	23.028.330
2905390000	Other diols	404.540	1.718.003	927.732	4.399.732
2905410000	2-ethyl-2-(hydroxymethyl) propane-1,3-(trimethylolpropane)	46.484	161.694	72.810	314.187
2905420000	Pentaerythritol	727.040	2.275.863	772.493	2.510.527
2905430000	Mannitol	18.891	184.203	112.789	989.118
2905440000	D-glucitol (sorbitol)	91.094	587.659	59.540	463.213
2905450000	Glycerol	564.815	2.743.621	447.327	1.912.534
2905490000	Other polyhydric alcohols	37.632	416.275	149.572	1.250.149
2905590000	Other halogenated, sulphonated, nitrated derivatives of acyclic alcohols	11.614	75.304	51.982	277.704
2906110000	Menthol	53.285	262.621	476.365	2.732.397

I.3. IMPOR MENURUT KOMODITI / IMPORT BY HS COMMODITY
*****AGUSTUS / AUGUST 2009 *****

H S	Uraian Komoditi Commodity Description	Berat Bersih / Net Weight (Kg)		Nilai / Value C.I.F (US\$)	
		Bulan ini Current Month	Kumulatif Cum.Jan. to date	Bulan ini Current Month	Kumulatif Cum.Jan. to date
2906120000	Cyclohexanol, methylcyclohexanols and dimethylcyclohexanols	0	6.719	0	23.661
2906130000	Sterols and inositols	48.483	259.612	368.759	1.780.050
2906190000	Other cyclanic, cyclenic/cycloterpenic	25.803	234.542	334.096	1.735.439
2906210000	Benzyl alcohol	31.668	281.894	124.395	719.330
2906290000	Other aromatic alcohol	56.852	305.780	434.636	1.928.726
2907110000	Phenol (hydroxybenzene) and its salts	1.623.110	7.906.135	1.569.160	6.802.397
2907120000	Cresols and their salts	37.146	215.744	92.464	457.364
2907130000	Octylphenol, nonylphenol and their isomers, salts thereof	135.316	1.128.167	207.759	1.664.240
2907150000	Naphthols and their salts	24.052	98.082	104.032	382.063
2907190000	Other monophenols	170.986	648.147	280.472	1.621.026
2907210000	Resorcinol and its salts	19.302	260.373	159.660	1.485.156
2907220000	Hydroquinone (quinol) and its salts	38.563	217.300	249.413	1.645.827
2907230000	4,4-isopropylidenediphenol (bisphenola, diphenylolpropane) and its salts	46.521	146.386	48.473	207.881
2907290000	Other polyphenols; phenol-alcohols	6.910	55.448	62.178	331.007
2908110000	Pentachlorophenol (iso)	12.000	111.083	90.600	848.401
2908190000	Oth derivatives containing only halogensubstituents and their salts	1.726	1.760	7.694	8.250
2908910000	Dinoseb (iso) and its salts	0	149.780	0	575.321
2908990000	Oth derivatives containing only sulphogroups their salts and esters	16.447	94.257	81.874	384.397
2909110000	Diethyl ether	0	13.755	0	73.727
2909191000	Methyl tertiary butyl ether	8.027	8.239	18.282	21.586
2909199000	Other acyclic ethers and their halogenated	7.956	45.727	115.152	1.370.039
2909200000	Cyclanic, cyclenic or cycloterpenicethers & their halogenated derivatives	1.370	11.007	27.932	185.573
2909300000	Aromatic ethers & their halogenated, sulphonated, or nitrosated derivatives	50.537	338.503	143.011	1.266.173
2909410000	2,2-oxydiethanol (diethylene glycol, digol)	705.765	4.920.013	508.829	3.475.643
2909430000	Monobutyl ethers of ethylene glycol or diethylene glycol	1.275.186	7.374.151	1.782.475	9.261.086
2909440000	Other monoalkylethers of ethylene glycol or diethylene glycol	415.541	4.225.330	575.667	5.454.872
2909490000	Other ether-alcohols, their halogenated, sulphonated, nitrated derivatives	547.701	4.379.686	1.270.525	10.057.628
2909500000	Ether-phenols, ether-alcohol-phenols & their halogenated, nitrated derivatives	6.498	103.791	108.516	1.630.867
2909600000	Alcohol peroxides, ether peroxides, ketone peroxides & their halogenated drv	96.813	779.684	142.405	1.656.837
2910100000	Oxirane (ethylene oxide)	7.000	48.589	31.250	167.945
2910200000	Methyloxirane (propylene oxide)	2.921.393	9.149.548	3.158.026	12.179.304
2910300000	1chloro2,3epoxypropane(epichlorohydrin)	36.754	172.039	61.057	245.990
2910900000	Other epoxides, epoxyalcohols, epoxyphenols & their halogenated derivatives	1.519	13.614	13.653	109.589
2911000000	Acetals & hemiacetals, whether or not with other oxygen function	1.560	9.997	46.423	194.612
2912111000	Formalin	49	267	1.694	5.112
2912119000	Other methanal (formaldehyde)	5	451	46	777
2912120000	Ethanal (acetaldehyde)	408	2.291	7.657	44.850
2912190000	Other acyclic aldehydes without other oxygen function	313.376	1.079.337	686.023	3.249.641
2912210000	Benzaldehyde	10.129	22.110	40.226	104.000
2912290000	Other cyclic aldehydes without other oxygen function	138.679	1.067.136	851.858	5.208.100
2912300000	Aldehyde-alcohols	7.858	64.949	76.574	501.638
2912410000	Vanillin (4-hydroxy-3-methoxybenzaldehyde)	33.876	189.860	333.729	1.892.572
2912420000	Ethylvanillin (3-ethoxy-4-hydroxybenzaldehyde)	18.502	120.285	350.329	2.350.185
2912490000	Other aldehyde-ethers, aldehyde-phenols & aldehydes with other oxygen function	7.532	43.526	30.306	251.873
2912500000	Cyclic polymers of aldehydes	905	26.214	6.684	180.806
2912600000	Paraformaldehyde	386.003	2.502.558	237.386	1.585.436
2913000000	Halogenated, sulphonated, nitrated or nitrosated derivat. of products of h 29.12	12.214	76.511	52.876	413.596
2914110000	Acetone	2.954.351	12.343.099	2.133.014	8.346.142
2914120000	Butanone (methyl ethyl ketone)	5.456.401	20.711.136	4.710.186	17.578.085
2914130000	4-methylpentan-2-one (methyl isobutylketone)	360.332	1.755.328	475.127	2.226.202
2914190000	Other acyclic ketones without other oxygen function	3.186	120.606	42.374	886.741
2914210000	Camphor	20.588	107.850	85.699	341.611
2914220000	Cyclohexanone and methylcyclohexanones	167.201	1.479.169	253.278	1.753.799
2914230000	Ionones and methylionones	23.345	160.008	284.886	1.814.099
2914290000	Other cyclanic, cyclenic or cycloterpenic ketones without oth. oxygen func.	329.787	1.217.822	2.113.190	9.847.031
2914390000	Other aromatic ketones without other oxygen function	28.671	83.130	175.811	798.308
2914400000	Ketone-alcohols and ketone-aldehydes	131.800	880.961	233.529	1.226.016
2914500000	Ketone-phenols & ketones without other oxygen function	7.617	88.145	112.455	1.160.598
2914610000	Anthraquinone	50	3.935	2.419	56.861
2914690000	Other quinones	3.879	59.414	64.436	638.223
2914700000	Halogenated, sulphonated, nitrated or nitrosated derivatives	486	25.159	49.895	253.907
2915110000	Formic acid	212.684	761.877	253.630	770.326
2915120000	Salts of formic acid	101.763	1.084.768	100.142	616.536
2915130000	Esters of formic acid	19.175	71.695	88.739	295.640
2915210000	Acetic acid	7.710.458	59.864.311	3.496.477	26.598.584
2915240000	Acetic anhydride	277	32.828	5.060	67.926
2915290000	Other acetic acid and its salts	148.725	1.074.782	220.324	2.097.838
2915310000	Ethyl acetate	351.805	5.293.847	287.958	4.220.479
2915320000	Vinyl acetate	4.695.550	25.194.955	3.985.332	21.506.299
2915330000	N-butyl acetate	477.140	2.337.189	500.247	2.655.958
2915360000	Dinoseb (iso) acetate	13.878	51.782	27.438	82.184
2915390000	Other esters of acetic acid	1.140.454	5.692.259	3.037.582	14.472.501

I.3. IMPOR MENURUT KOMODITI / IMPORT BY HS COMMODITY
*****AGUSTUS / AUGUST 2009 *****

H S	Uraian Komoditi Commodity Description	Berat Bersih / Net Weight (Kg)		Nilai / Value C.I.F (US\$)	
		Bulan ini	Kumulatif	Bulan ini	Kumulatif
		Current Month	Cum.Jan. to date	Current Month	Cum.Jan. to date
2915400000	Mono-, di- or trichloroacetic acids,their salts and esters	245.975	1.757.892	232.809	1.773.570
2915500000	Propionic acids, its salts and esters	178.466	1.389.491	402.674	3.050.291
2915600000	Butanoic acids, pentanoic acids, theirsalts and esters	248.837	1.391.734	712.098	3.516.940
2915701000	Palmitic acid, its salts and esters	198.240	1.298.572	445.430	2.822.756
2915702000	Stearic acid	287.256	2.186.959	324.663	2.354.578
2915703000	Salts and esters of stearic acid	355.676	1.824.662	605.375	3.082.519
2915901000	Acetyl chloride	18.026	97.409	29.978	221.831
2915902000	Lauric acid, myristic acid, their saltsand esters	547.462	2.878.303	584.037	2.973.226
2915909000	Other saturated acyclic monocarboxylicacids & their anhydrides & halides	386.674	1.505.941	1.062.297	4.328.315
2916110000	Acrylic acid and its salts	793.260	5.754.829	1.206.325	8.686.965
2916120000	Esters of acrylic acid	3.317.879	20.760.241	4.550.016	27.535.734
2916130000	Methacrylic acid and its salts	184.098	727.200	444.040	1.752.277
2916141000	Methyl methacrylate	4.260.211	21.198.364	7.017.902	34.944.664
2916149000	Other esters of methacrylic acid	273.887	892.433	728.267	2.550.653
2916150000	Oleic,linoleic or linolenic acids,theirsalts and esters	138.697	532.528	202.691	762.521
2916190000	Oth unsaturated acyclic monocarboxylicacids, their anhydrides & halides	118.377	491.061	382.774	2.140.275
2916200000	Cyclanic, cyclenic or cycloaterpenicmonocarboxylic acids, their anhydrides	40.583	451.519	1.069.566	10.947.101
2916310000	Benzoic acid, its salts and esters	423.924	3.294.527	616.872	4.521.293
2916320000	Benzoyl peroxide and benzoyl chloride	58.808	178.694	67.017	295.949
2916340000	Phenylacetic acid and its salt	2	2.217	29	12.644
2916350000	Esters of phenylacetic acid	3.350	29.926	678.380	3.868.881
2916360000	Binapacryl (iso)	1	1	87	87
2916391000	2,4-dichlorophenyl acetic acid & itsalts and esters	102.000	706.117	241.140	1.714.064
2916399000	Other aromatic monocarboxylic acids,their anhydrides, halides & peroxides	60.054	422.297	401.761	2.809.705
2917110000	Oxalic acid, its salts and esters	185.503	661.686	131.772	537.329
2917121000	Diocetyl adipate (doa)	173.190	1.154.277	265.932	1.357.263
2917129000	Other adipic acid, its salts & esters	19.755	250.311	55.747	592.341
2917130000	Azelaic acid, sebacic acid, their saltsand esters	974	82.573	8.454	417.560
2917140000	Maleic anhydride	292.229	1.025.194	321.707	981.334
2917190000	Other acyclic polycarboxylic acids,their anhydrides, halides & peroxides	127.285	1.296.309	303.650	2.723.266
2917200000	Cyclanic, cyclenic or cycloaterpenicpolycarboxylic acids, their anhydrides	41.539	168.877	76.798	361.383
2917320000	Diocetyl orthophthalates	572.040	1.609.919	612.609	1.589.688
2917330000	Dinonyl or didecyl orthophthalates	164.923	496.224	243.803	782.506
2917340000	Other esters of orthophthalic acid	187.626	962.953	270.118	1.360.174
2917350000	Phthalic anhydride	1.583.765	10.467.718	1.523.910	9.054.083
2917360000	Terephthalic acid and its salts	0	7.243.261	0	5.735.301
2917370000	Dimethyl terephthalate	25.000	104.000	24.750	108.350
2917391000	Triocetyltrimellitate (totm)	153.961	729.694	212.640	896.641
2917392000	Other phthalic plasticizers & esters ofphthalic anhydride	106.301	767.272	162.836	996.576
2917399000	Other aromatic polycarboxylic acids,their anhydrides, halides & peroxides	497.606	3.298.666	682.254	4.172.386
2918110000	Lactic acid, its salts and esters	168.297	1.130.774	315.102	2.364.733
2918120000	Tartaric acid	15.404	142.436	48.213	404.844
2918130000	Salts and esters of tartaric acid	24.055	229.233	50.557	591.767
2918140000	Citric acid	2.910.829	14.548.051	2.286.339	14.574.871
2918151000	Calcium citrate	88.442	383.117	49.240	467.196
2918159000	Other salts and esters of citric acid	695.851	3.261.151	1.013.680	4.972.650
2918160000	Gluconic acid, its salts and esters	173.739	1.244.909	132.338	1.320.137
2918190000	Oth carboxylic acids with alcohol function but without other oxygen function	111.815	626.429	195.676	1.221.371
2918210000	Salicylic acid and its salts	41.956	210.866	111.116	632.172
2918220000	O-acetylsalicylic acid,its salts andesters	65.320	218.913	201.867	718.676
2918230000	Other esters of salicylic acid & theirsalts	166.687	1.023.467	419.852	2.799.341
2918291000	Alkyl sulphonic ester of phenol	6.000	6.234	19.200	23.422
2918299000	Other carboxylic acids with phenol function but without other oxygen function	21.412	377.780	175.267	2.926.698
2918300000	Carboxylic acids with aldehyde/ketonefunction but without other oxygen func.	27.193	211.606	476.761	3.579.252
2918910000	2,4,5-t(iso) (2,4,5-trichlorophenoxyacetic	46.530	371.787	99.320	624.563
2918990000	Oth carboxylic acids with additionaloxygen function,their anhydrides,halides	118.598	761.832	540.200	4.380.632
2919100000	Tris(2,3-dibromopropyl) phosphate	13.575	70.207	28.872	355.129
2919900000	Oth.phosphoric esters,their salts,inclactophosphates, their halogenated	4.718	58.263	28.333	306.482
2920110000	Parathion (iso) & parathion-methyl (iso)	0	13.221	0	70.000
2920190000	Oth thiophosphoric esters,(phosphorothioates) & their salts	1.615	137.339	21.571	360.093
2920901000	Dimethyl sulphate (dms)	21.401	112.188	32.029	301.920
2920909000	Other esters of other inorganic acidsof non metals and their salts	75.412	221.813	164.148	559.788
2921110000	Methylamine, di- or trimethylamine andtheir salts	116.338	892.016	230.676	1.479.823
2921190000	Other acyclic monoamines & their derivatives; salts thereof	545.303	4.251.740	1.512.806	9.103.893
2921210000	Ethylenediamine and its salts	249.006	871.171	821.902	3.014.642
2921220000	Hexamethylenediamine and its salts	2.804	153.933	10.643	530.617
2921290000	Other acyclic polyamines & their derivatives; salts thereof	329.507	1.874.058	686.128	3.887.256
2921300000	Cyclanic, cyclenic or cycloaterpenicmono- or polyamines,& their derivatives	732.434	3.794.364	1.447.567	7.601.034
2921410000	Aniline and its salts	145.171	1.198.538	380.616	3.169.609
2921420000	Aniline derivatives and their salts	46.255	412.716	157.386	1.057.648
2921430000	Toluidines & their derivatives; saltsthereof	1.831	5.832	6.287	29.612
2921440000	Diphenylamine & its derivatives; saltsthereof	4.033	26.522	53.707	169.635

I.3. IMPOR MENURUT KOMODITI / IMPORT BY HS COMMODITY
*****AGUSTUS / AUGUST 2009 *****

H S	Uraian Komoditi Commodity Description	Berat Bersih / Net Weight (Kg)		Nilai / Value C.I.F (US\$)	
		Bulan ini	Kumulatif	Bulan ini	Kumulatif
		Current Month	Cum.Jan. to date	Current Month	Cum.Jan. to date
2921450000	1-naphthylamine (alpha-naphthylamine),2-naphthylamine (beta-naphthylamine)	18.792	216.072	73.219	594.885
2921490000	Oth aromatic monoamines & their deri-vatives; salts thereof	16.157	59.106	25.120	201.333
2921510000	O-,m-,p-phenylenediam, diaminotoluenes & their derivatives; salts thereof	232.121	1.338.109	832.958	4.869.474
2921590000	Oth aromatic polyamines & their derivatives; salts thereof	289.718	1.872.044	1.411.266	8.762.948
2922100000	Monoethanolamine and its salts	79.933	693.594	105.766	984.205
2922120000	Diethanolamine and its salts	225.998	1.379.695	314.342	2.258.414
2922130000	Triethanolamine and its salts	15.137	236.073	37.510	520.715
2922191000	Ethambutol & its salts, esters & otherdrv suitable for produc of anti tbc pre	3.821	90.866	681.244	2.766.236
2922192000	D-2-amino-normal-butyl-alcohol	16.851	46.678	91.344	216.534
2922199000	Oth amino-alcohols,phenylpropanolamin hcl, tramadol, ketamin hcl	46.473	359.401	292.158	3.184.002
2922210000	Amino hydroxynaphthalene sulphonicacids and their salts	174.221	874.538	542.733	2.979.418
2922290000	Other amino-naphthols & other aminophenols	61.867	369.289	207.098	1.658.776
2922310000	Amfepramone (inn), methadone (inn) & normethadone (inn); salts thereof	0	2	0	227
2922390000	Other amino-aldehydes,amino-ketones& aminno-quinones	767	6.640	10.617	229.208
2922410000	Lysine and its esters; salts thereof	297.547	2.521.016	591.123	4.569.481
2922421000	Glutamic acid	1.009	95.048	6.121	305.168
2922422000	Monosodium glutamate	1.698.088	10.184.468	1.810.577	10.929.586
2922429000	Salts of glutamic acid	14.445	97.028	30.803	207.065
2922430000	Anthranilic acid and its salts	0	3.616	0	17.660
2922491000	Mephenamic acid and its salts	37.242	343.684	237.370	3.167.640
2922499000	Oth amino acids,o.t.t containing morethan one kind of oxygen function	256.359	1.222.599	815.755	9.218.138
2922501000	P-aminosalicylic acid & its salts,esterand other derivatives	35.217	182.991	81.021	486.614
2922509000	Oth amino-alcohol-phenols,amino-acidphenols oth amino-comp with oxyg funct.	8.018	154.072	113.521	2.416.831
2923100000	Choline and its salts	296.413	3.330.024	345.277	3.579.808
2923201000	Lecithins, whether or not chemicallydefined	916.569	4.285.727	951.608	4.599.886
2923209000	Other phosphoaminolipids	205.560	1.098.437	235.638	1.713.420
2923900000	Oth quarternary ammonium salts andand hydroxides	495.457	3.340.039	701.071	4.422.569
2924120090	Other fluoroacetamide (iso), monocrothopos (iso), phosphamidon (iso)	4.800	9.897	25.200	56.266
2924190000	Oth acyclic amides (including acycliccarbamates), & their thrf, salts thrf	288.744	2.048.591	678.441	4.063.278
2924211000	4-ethoxyphenylurea (dulcin)	0	467	0	4.921
2924212000	Diuron and monouron	0	146.325	0	531.905
2924219000	Other ureines & their derivatives;saltsthereof	7.600	142.837	50.310	784.576
2924291000	Aspartame	58.769	450.387	1.053.434	6.472.872
2924292000	Butylphenylmethyl carbamate, methylisopropyl phenyl carbamate	32.000	254.420	85.280	1.001.072
2924299010	Asetaminophen (paracetamol), salycylmide, ethoxybenzamide	343.226	3.647.718	1.239.094	13.032.497
2924299090	Oth carboxamide-function compounds	182.881	1.507.679	2.622.734	14.561.294
2925110000	Saccharin and its salts	44.000	155.747	350.240	1.170.066
2925190000	Other imides & their derivatives, saltsthereof	35.415	110.439	215.650	600.827
2925210000	Chlordimeform (iso)	0	2.458	0	12.155
2925290000	Other imines and their derivatives;and salts thereof	47.225	154.881	237.453	1.301.140
2926100000	Acrylonitrile	1.084.442	4.101.206	1.394.132	4.679.813
2926200000	1-cyanoguanidine (dicyandiamide)	37.322	171.513	56.384	367.099
2926900000	Other nitrile-function compounds.	153.164	1.709.794	3.381.383	21.706.201
2927001000	Azodicarbonamide	97.514	2.389.485	133.880	4.269.194
2927009000	Oth diazo-, azo- or azoxy-compounds.	149.452	1.205.037	247.368	2.538.247
2928009000	Other organic derivatives of hidrazineor of hydroxylamine	123.894	260.800	253.626	1.235.815
2929100000	Isocyanates	4.633.045	26.395.163	8.524.365	45.238.588
2929901000	Sodium cyclamate	73.000	149.440	133.420	278.230
2929909000	Other compounds with other nitrogenfunction	16.626	61.986	313.559	885.978
2930200000	Thiocarbamates and dithiocarbamates	506.893	1.940.745	3.073.926	12.176.948
2930300000	Thiuram mono, di or tetrasulphides	35.439	136.723	124.222	465.393
2930400000	Methionine	1.971.269	11.816.565	7.820.262	52.118.390
2930500000	Captafol (iso) & methamidophos (iso)	137.811	187.041	311.757	475.537
2930900000	Other organo-sulphur compounds	611.312	4.869.060	2.413.199	17.377.841
2931001000	Tetraethyl lead	22.186	51.638	33.091	135.466
2931002000	N-(phosphonomethyl)glycine and saltsthereof	930.970	8.828.805	3.589.990	31.514.569
2931003000	Ethephone	2.354	36.534	13.772	226.884
2931004000	Organo-arsenic compounds	0	203	0	1.416
2931009000	Other organo-inorganic compounds	245.169	1.822.166	763.130	5.829.604
2932110000	Tetrahydrofuran	14.923	79.597	39.913	190.163
2932120000	2-furaldehyde (furfuraldehyde)	192.785	446.247	215.420	531.247
2932130000	Furfuryl alcohol and tetrahydrofurfuryl alcohol	49.980	292.368	69.581	461.077
2932190000	Oth compounds containing an unfusedfuran ring in the structure	2.663	38.691	326.869	2.569.299
2932210000	Coumarin, methylcoumarins & ethylcoumarins	27.232	121.525	224.623	1.170.807
2932290000	Other lactones	104.597	601.542	553.038	4.166.949
2932930000	Piperonal	500	19.506	20.226	570.447
2932991000	Carbofuran	107.745	668.570	1.666.166	9.318.278
2932999000	Other heterocyclic compound withoxygen hetero-atom(s) only.	323.981	1.331.428	1.078.828	5.897.013
2933111000	Dipyrone (antalgin)	800	514.609	13.711	3.238.184
2933119000	Other phenazone (antipyrin) and itsderivatives	19.692	238.341	367.811	3.227.714
2933190000	Oth compounds containing an unfusedpyrazole ring in the structure	23.031	321.497	239.318	3.780.048
2933210000	Hydantoin and its derivatives	46.341	234.964	153.837	725.536

I.3. IMPOR MENURUT KOMODITI / IMPORT BY HS COMMODITY
*****AGUSTUS / AUGUST 2009 *****

H S	Uraian Komoditi Commodity Description	Berat Bersih / Net Weight (Kg)		Nilai / Value C.I.F (US\$)	
		Bulan ini	Kumulatif	Bulan ini	Kumulatif
		Current Month	Cum.Jan. to date	Current Month	Cum.Jan. to date
2933291000	Cimetidine	2.200	36.364	35.533	603.886
2933299000	Oth compounds containing an unfusedimidazole ring in the structure	12.029	104.154	296.409	3.385.135
2933310000	Pyridine and its salts	176.174	968.731	702.024	5.010.876
2933320000	Piperidine and its salts	30	212	7.200	90.691
2933330000	Alfentanil (inn), anileridine (inn), bezitramide (inn), bromazepam (inn)	0	235	0	201.900
2933391000	Chlorpheniramine and isoniazid	10.230	64.130	116.247	1.140.836
2933392000	Isonicotinic acid hydrazide, & its saltsesters, derived of pharmaceutical grade	216	1.623	24.741	96.633
2933393000	Paraquat salts	1.050.242	10.037.714	3.650.918	28.237.445
2933399000	Oth compounds containing an unfusedpyridine ring in the structure	224.508	1.540.308	2.711.067	19.032.791
2933410000	Levorphanol (inn) and its salts	0	118	0	14.530
2933490000	Oth compounds containing in the struc.a quinoline or isoquinoline ring-system	37.719	200.596	340.850	2.387.563
2933520000	Malonylurea (barbituric acid) and itssalts	3	31	398	1.584
2933530000	Allobarbital(inn), amobarbital(inn), barbital(inn), butalbital(inn), butobarbitol	0	3.205	0	93.275
2933540000	Other derivatives of malonylurea(barbituric acid), salts thereof	4	10	373	692
2933591000	Diazinon	16.001	55.545	81.802	318.035
2933599000	Oth compounds contain a pyrimidinering or piperazine ring in the structur	53.710	486.848	469.937	7.916.423
2933610000	Melamine	1.142.009	5.726.620	1.353.584	6.872.402
2933690000	Oth compounds containing an unfusedtriazine ring in the structure	571.071	2.815.328	994.560	5.862.372
2933710000	6-hexanelactam (epsilon-caprolactam)	5.981.988	26.879.125	11.026.556	41.619.626
2933720000	Clobazam (inn) and methyprylon (inn)	6	114	7.501	339.608
2933790000	Other lactams	37.380	117.186	156.635	1.580.192
2933910000	Alprazolam(inn), camazepam(inn), chlordiazepoxide(inn), clonazepam	1.039	25.695	65.145	853.744
2933991000	Mebendazole and parbendazole	1.187	9.339	16.661	322.406
2933999000	Other heterocyclic compounds with nitrogen hetero-atom(s) only.	29.402	979.240	733.525	11.087.151
2934100000	Compounds containing an unfusedthiazole ring in the	12.500	134.125	453.007	2.098.551
2934200000	Comp containing in the structure a benzothiazole rind-system, not futher fused	125.363	1.050.605	357.528	2.758.451
2934300000	Comp containing in the structure a phenothiazine ring-system, not further fused	18.067	99.843	130.034	1.193.292
2934910000	Aminorex(inn), brotizolam(inn), clotiazepam(inn), cloxazolam(inn), oxazolam	36	4.551	3.500	179.990
2934991000	Nucleic acid and its salts	6.073	35.561	31.980	451.765
2934992000	Sultones, sultams, diltiazem	524	10.258	222.837	2.251.923
2934993000	6-amino penicillanic acid	0	30.000	0	753.500
2934999000	Other nucleic acids and their salts, whether or not chemically defined	107.041	734.331	3.289.137	19.775.856
2935000000	Sulphonamides.	75.172	591.403	1.283.723	12.215.174
2936210000	Vitamins a & their derivatives	23.500	157.825	686.413	4.379.283
2936220000	Vitamins b1 & its derivatives	21.734	208.642	516.870	4.251.555
2936230000	Vitamin b2 & its derivatives	14.992	64.528	283.805	1.922.218
2936240000	D- or dl-pantothenic acid (vit b3or vit b5 & its derivatives	104.956	292.755	555.014	2.802.605
2936250000	Vitamin b6 & its derivatives	7.531	157.989	155.918	2.707.482
2936260000	Vitamin b12 & its derivatives	1.648	24.395	158.136	1.758.198
2936270000	Vitamin c & its derivatives	168.731	1.367.587	2.297.263	18.151.322
2936280000	Vitamin e & its derivatives	95.453	475.078	1.891.086	9.794.787
2936290000	Oth vitamins & their derivatives	107.963	582.597	1.607.350	9.684.023
2936900000	Oth vitamin, incl natural concentrates	240.473	1.054.101	2.078.539	8.561.564
2937120000	Insulin & its salts	1	1	86	86
2937190000	Oth polupeptide hormones, proteinhormones	52	1.089	7.323	193.654
2937210000	Cortisone, hydrocortisone, prednisone & prednisolone (dehydrohydro cortison)	87	3.586	159.482	2.357.468
2937220000	Halogenated derivatives of corticosteroidal hormones	111	4.131	590.084	5.228.552
2937230000	Oestrogens & progestogens	959	3.647	854.074	4.921.048
2937290000	Oth steroidal hormones	5.404	19.301	494.413	2.808.370
2937310000	Epinephrine	0	4	0	13.436
2937400000	Amino-acid derivatives	645	6.341	142.486	762.771
2937500000	Prostaglandins, thromboxanes & leukotrienes & their derivatives	96	106	22.220	48.707
2937900000	Oth hormones	31	2.037	26.265	285.369
2938100000	Rutoside (rutin) & its derivatives	194	1.606	15.423	160.521
2938900000	Oth glycoside, natural or reproduc and their salts, ethers, esters & oth drv	579	17.539	17.762	492.991
2939110000	Concent of poppy straw, buprenorphinecodein, ethylmorphin, etorphine, heroin	400	3.735	232.315	649.843
2939190000	Oth alkaloids of opium	409	3.500	42.400	420.138
2939200000	Alkaloids of chinchona and their derivatives, salts thereof	2	3.109	5.100	364.198
2939300000	Caffeine & its salts	41.002	279.645	315.352	2.227.516
2939410000	Ephedrine & its salts	547	8.126	32.500	440.739
2939420000	Pseudoephedrine (inn) & its salts	2.226	18.062	110.534	1.012.255
2939490010	Phenylpropanolamine hcl (ppa)	2.204	13.042	87.638	514.521
2939490090	Other ephedrines and their salts	0	5.035	0	170.827
2939510000	Fenetyline(inn) & its salts	50	562	2.850	42.350
2939590000	Oth theophylline & aminoophylline	2.238	64.593	345.282	1.592.272
2939610000	Ergometrine (inn) & its salts	0	3	0	23.728
2939620000	Ergotamine (inn) & its salts	14	16	35.700	41.450
2939690000	Oth alkaloids of rye ergot	0	35	0	286.157
2939919000	Oth cocaine, levometamfetamine	15	191	18.250	94.236
2939991000	Nicotine sulphate	2	1.006	211	12.534
2939999000	Oth vegetable alkaloids, natural orreproduc by synthesis & their salts	6.113	7.531	260.769	1.037.162
2940000000	Sugars, chemically pure, oth thansucrose, lactose, maltose	52.814	475.086	457.335	2.552.385

I.3. IMPOR MENURUT KOMODITI / IMPORT BY HS COMMODITY
*****AGUSTUS / AUGUST 2009 *****

H S	Uraian Komoditi Commodity Description	Berat Bersih / Net Weight (Kg)		Nilai / Value C.I.F (US\$)	
		Bulan ini	Kumulatif	Bulan ini	Kumulatif
		Current Month	Cum.Jan. to date	Current Month	Cum.Jan. to date
2941101100	Amoxicillins & its salts non-sterile	5.151	252.518	218.736	8.584.938
2941101900	Oth amoxicillins	15.390	88.450	505.494	2.870.528
2941102000	Ampicillin & its salts	2.095	35.678	677.755	4.588.496
2941109000	Other penicillins, their derivatvs withpenicillanic acid structure; salts thrf	3.586	58.969	715.107	4.418.309
2941200000	Streptomycins & their derivated, saltthereof	5.748	67.593	16.998	617.870
2941300000	Tetracyclines & their derivated, saltthereof	18.457	139.181	294.283	2.210.088
2941400000	Chloramphenicol & its derivated, saltthereof	13.668	80.731	298.298	2.215.471
2941500000	Erythromycin & its derivated, saltthereof	3.532	20.285	364.731	2.641.454
2941900000	Oth antibiotics(rifampicin, cephalosporin, their deriv,salts thrf, quinolon)	78.468	866.669	2.098.487	23.309.734
2942000000	Oth organic compounds.	290.031	1.414.264	1.112.388	9.153.069
3001200000	Extracts of glands or oth organsor of their secretions	0	103.871	0	480.206
3001900000	Oth human or animal substanc. prepar.for therapeutic/prophylactic uses, nes	501	6.988	11.226	149.203
3002101000	Plasma protein solution	3	20.571	340	4.799.501
3002102000	Antisera & modified immunologicalprods with or not obtain	995	5.260	462.018	3.774.689
3002109000	Oth antisera & blood fractions & modifimmunological prods	11.133	121.593	2.002.680	11.215.790
3002202000	Pertusis, measles, meningitis a/c& poliovaccine	0	5.876	0	1.808.309
3002209010	Hepatitis vaccine	715	16.323	93.725	1.784.352
3002209090	Oth vaccine for human medicine	224.226	1.292.105	2.075.532	15.704.485
3002300000	Vaccines for veterinary medicine	77.385	460.406	3.485.077	16.060.161
3002900000	Oth human blood; animal blood prepor for therapeutic	21.276	102.463	1.097.407	5.380.131
3003101000	Medicaments cont amoxicillin (inn) notput up in measur doses-for retail sale	0	8.238	0	25.500
3003109000	Oth medicam cont penicillins or drv notput up in measur. doses - for ret sale	0	1	0	288
3003200000	Medicaments cont oth antibiotics	4.263	126.538	318.124	1.445.772
3003390000	Oth medicaments cont hormones oroth prod. - for retai sale	20.283	74.717	85.356	681.702
3003400090	Oth medicaments cont alkaloids orderivated thrf but not cont hormones	643	21.890	206.260	1.150.207
3003900000	Oth medicaments cont >=2 constituent	19.826	1.211.424	168.320	3.654.425
3004101600	Containing ampicillin,amoxycillin orsalts thereof, of a kind taken orally	0	7.318	0	58.702
3004101900	Oth medicam cont penicillins or drv putup in measured doses-for retail sale	626	1.856	4.458	211.207
3004102900	Medicam cont oth streptomycins ortherderivat other than ointment	5.489	16.904	147.195	777.415
3004203100	Medicam cont erythromycin or drvthereof for taking orally	107	254	29.702	57.679
3004203900	Medicaments cont erythromycin or drvother for taking oralling or ointment	223	1.905	56.495	258.571
3004207100	Medicam cont tetracyclilns or drvthereof for taking orally	472	496	24.548	25.990
3004207900	Medicam cont chloramphenicols or drvother for taking oralling or ointment	22.905	78.746	178.019	953.454
3004209100	Medicam cont linc, sulf,iso,pyr or drvthereof for taking orally	5.331	24.174	157.584	1.740.916
3004209900	Medicam cont gentamycins or drvthereof for injection	51.921	370.057	779.111	5.414.693
3004310000	Medicam cont insulin-but not contantibiotics	2.834	103.306	1.220.279	7.517.104
3004324000	Containing hydrocortisone sodiumsuccinate or fluocinolone aceton	0	787	0	190.671
3004329000	Medic cont oth corticosteroid hormone	1.945	10.199	272.594	1.204.201
3004390000	Oth medicam cont hormon, adrenalin, othprod of hd 29.37, not cont insuline	16.249	721.630	1.105.101	5.410.606
3004401000	Medicam cont morphine/its derivativesfor injection	0	1.293	0	149.845
3004403000	Medicam cont quinine sulphate orbisulphate, for taking orally	3.888	3.888	12.448	12.448
3004404000	Medicamt cont quinine or its salts &antimalaria substances	0	1.211	0	72.250
3004409010	Medicaments cont morphine or its drv,for taking orally	367	1.019	180.980	635.496
3004409090	Medicaments cont morphine or its drv,not for taking orally	17.612	71.539	253.834	1.151.074
3004501000	Oth medicam cont syrups & drops ofvitamins of a kind suitable for children	1.681	34.012	7.999	283.282
3004508100	Medicam cont b complex vitamins	0	188	0	5.294
3004508900	Medicam cont oth b complex vitamin	236	13.444	22.830	585.912
3004509000	Oth medicaments cont vitamins oroth prods of heading 29.36	83.774	442.473	1.146.013	6.245.552
3004901000	Specialised medicines for cancer,aids or oth intractable diseases	3.689	53.644	1.499.033	12.265.570
3004902000	Oth medicamt put up in measuredosesclosed sterile water for	1.656	5.628	888.009	1.552.303
3004903000	Antiseptics	26.634	94.673	173.883	600.205
3004904900	Oth anaesthetics cont ketaminlidocain	7.512	22.182	489.134	1.982.422
3004905900	Oth analgesics, antipyretics & medcont chlorp maleat,diclof, tramadol	10.224	37.291	223.048	960.658
3004906000	Antimalarials cont artemisinin,primaqartesunate or chloroquine (inn)	150	190	27.000	34.200
3004908000	Transdermal therapeutic systems (tts)patches for cancer or heart diseases	0	647	0	81.271
3004909100	Oth medicam put up in measur doses-cont sulphiride(inn),cimetidine,rantidin	142.756	288.958	235.009	1.564.805
3004909200	Oth medicam put up in measur doses-cont piroxicam(inn) or ibuprofen(inn)	21.973	110.725	16.917	715.159
3004909910	Oth medicam put up in measur doses-doses cont phenobarbital,	0	1.883	0	144.559
3004909990	Oth infusion fluids; nutritional orelectrolytic solutions	529.750	3.398.163	12.293.243	109.331.934
3005101000	Adhesive dressing & oth articles coverimpregnant w/ pharmaceutical substc	9.848	31.265	171.333	555.865
3005109000	Oth adhesive dressings & otharticles having an adhesive layer	26.888	715.374	232.878	1.534.328
3005901000	Bandages	7.277	89.347	117.937	1.009.471
3005902000	Gauze	6.641	25.890	22.435	89.748
3005909000	Oth wadding, impregnat/coated withpharmaceutic subst or put up in forms	14.528	131.003	132.304	1.607.169
3006101000	Sterile absorbable surgical or dentalyam; sterile surgical or dental	262	4.558	20.725	165.247
3006109000	Sterile surgical catgut,similar sterilesuture matt & sterile tissue	7.220	89.830	672.910	4.431.128
3006200000	Blood-grouping reagents	85	6.952	7.514	1.091.461
3006301000	Barium sulfate (for taking orally)	0	511	0	771
3006302000	Reagents of microbial origin forveterinary	6	7.178	2.205	13.820
3006303000	Oth microbial diagnostic reagents	32	9.300	4.201	38.680
3006309000	Oth opacifyng prep for x-ray exam,diagnostic reagents design to be	242.965	1.655.668	455.922	4.535.154
3006401000	Dental cements & oth dental fillings	27.270	50.607	44.481	325.183

I.3. IMPOR MENURUT KOMODITI / IMPORT BY HS COMMODITY
*****AGUSTUS / AUGUST 2009 *****

H S	Uraian Komoditi Commodity Description	Berat Bersih / Net Weight (Kg)		Nilai / Value C.I.F (US\$)	
		Bulan ini Current Month	Kumulatif Cum.Jan. to date	Bulan ini Current Month	Kumulatif Cum.Jan. to date
3006402000	Bone reconstruc cements	11	256	1.310	17.715
3006500000	First-aid boxes & kits	5.188	14.465	2.473	120.053
3006600000	Chemical contraceptive prepbased on hormones	1.114	243.365	92.243	4.355.046
3006700000	Gel prep designed to be used in humanor vet medic for parts of the body	1.934	29.667	64.089	357.086
3006910000	Appliances identifiable for ostomy use	9.219	19.869	38.963	100.693
3006920000	Waste pharmaceuticals	0	1	0	9
3101001100	Supplement fertilizers in liquid form,not chemical treat-of solely vegetable	23.465	116.359	115.715	303.752
3101001900	Oth thn supplemnt fertilizr in liquidform,not chemical treat solely vegetable	20.604	1.924.670	8.325	469.483
3101009100	Oth animal or vegetable fertilisers,supplement fertilizers in liquid form	0	10.414	0	36.867
3101009900	Oth animal or vegetable fertilisers,oththn supplemnt fertilizr in liquid form	0	403.014	0	128.124
3102100000	Urea, with or not in aqueous solution	3.179.997	24.989.804	1.051.984	7.887.106
3102210000	Ammonium sulphate	74.219.000	141.473.578	11.044.660	20.138.901
3102290000	Oth double salts & mix of ammoniumsulphate & ammonium nitrate	0	4.314	0	3.200
3102300000	Ammonium nitrate, with or not inaqueous solutions	41.147.920	240.749.063	22.240.772	137.029.861
3102400000	Mixt of ammonium nitrate with calciumcarbonate or oth inorganic non-fertilis	46.713	159.961	52.410	279.115
3102500000	Sodium nitrate	748.726	3.716.008	353.617	2.238.422
3102600000	Double salts & mixtures of calciumnitrate & ammonium nitrate	621.000	3.274.460	220.094	1.209.462
3102900000	Oth mineral or chem fertilisers,nitrogenous inc mixt	990	25.657	23.236	589.469
3103109000	Other suoerphosphates	60.065.100	157.166.884	11.846.164	38.486.965
3103901000	Calcined phosphatic fertiliser	0	102.094.693	0	19.390.854
3103909000	Oth mineral or chemical fertilisers,phospatic	15.342.459	145.256.959	1.799.343	17.974.618
3104200000	Potassium chloride	127.506.637	365.010.952	76.244.914	237.067.073
3104300000	Potassium sulphate	260.045	1.781.156	194.904	1.398.823
3104900000	Oth potassium salts	4.105.178	15.018.348	2.009.269	7.017.048
3105100000	Mineral or chemc fertilisers,tablet orsimilar forms-pack of a weight < 10kg	0	500.754	0	208.103
3105200000	Mineral or chemical fertiliser cont theelements nitro,phosphor & potassium	9.555.278	56.842.220	5.226.382	31.262.363
3105300000	Diammonium hydrogenorthophosphate(diammonium phosphate)	500.000	17.014.103	190.000	6.417.484
3105400000	Ammonium dihydrogenorthophosphate(monoammonium phosphate)	2.061.000	3.667.950	738.138	1.859.733
3105510000	Oth mineral or chemical fertiliserscont nitrates & phosphates	5.411.957	18.727.569	1.546.147	6.058.738
3105590000	Oth mineral or chemical fertiliserscont nitrogen & phosphorus	741.652	28.976.422	315.423	14.983.682
3105600000	Mineral or chemical fertilisers contelements phosphorus & potassium	0	209.000	0	399.824
3105900000	Oth mineral or chemical fertilisers, intablets or in pack < 10kg	26.000	65.365	6.240	117.588
3201100000	Quebracho extract	3.952	444.620	30.040	1.068.120
3201200000	Wattle extract	40.266	220.128	64.915	281.526
3201901000	Gambier	0	105.490	0	140.306
3201909000	Oth tanning extract of vegetable origintannis & their salts, esters & oth drv	255.937	1.081.440	185.545	688.401
3202100000	Synthetic organic tanning substances	619.823	3.284.118	616.762	3.077.010
3202900000	Oth inorgan tanning subst;tanning prepwith or not cont natural tanning subs	244.386	1.313.097	335.620	1.945.917
3203001000	Coloring matter of vegetable or animalsuitable for use in food or drink	80.482	196.451	380.251	1.220.991
3203009000	Oth coloring matter of vegetable oranimal not suitable for use in food	27.054	77.415	98.449	1.139.142
3204111000	Disperse dyes crude & prep based& preparat based thereon, crude	230.986	2.568.849	865.286	9.266.229
3204119000	Other disperse dyes and preparationbased thereon	494.238	4.998.275	1.807.065	19.700.307
3204121000	Aciddyes whether or not premetallised	19.730	199.597	127.602	1.113.288
3204129000	Oth acid dyes whether or not premetallised & preparation based thereon	21.004	234.338	120.280	1.457.106
3204130000	Basic dyes & preparat based thereon	142.491	466.342	529.899	1.843.956
3204140000	Direct dyes & preparat based thereon	548.446	3.314.112	2.341.068	15.354.119
3204150000	Vat dyes (incl those usable in thatstate pigments) & prep based thereon	211.748	1.680.495	877.882	6.875.817
3204160000	Reactive dyes & preparations basedthereof	791.734	5.025.873	3.369.423	22.726.101
3204170010	Synthet organ pigment in powder form	914.209	5.196.102	6.188.195	35.536.590
3204170090	Other pigments & preparat basedthereon	681.330	3.736.527	2.953.178	16.951.575
3204190000	Oth synthetic organic coloring matter,incl mix of coloring	722.264	4.084.522	1.686.604	10.344.744
3204200000	Synthetic organic prods of a kindused as fluorescent brightening agent	278.552	1.805.532	2.218.304	12.368.704
3204900000	Oth synthetic organic coloring,matter, w/ or not chemically defined	122.316	1.750.637	375.013	4.800.033
3205000000	Color lakes; preparat as specified inbased on color lakes	133.197	1.150.492	414.206	2.542.101
3206111000	Pigment base on titanium dioxidecont weight >= 80 %, on dry matter	5.256.575	26.060.759	10.910.419	55.726.132
3206119000	Preparate base on titanium dioxide,cont weight >= 80 %, on dry matter	218.042	1.336.057	732.615	3.491.959
3206191000	Pigment base on titanium dioxidecont weight < 80 %, on dry matter	125.262	846.298	375.997	3.527.793
3206199000	Preparate base on titanium dioxide,cont weight < 80 %, on dry matter	48.199	579.700	479.488	3.401.540
3206201000	Chrome yellow,chrome green,molybdatorange/red base on chromium comp	59.029	433.551	200.846	1.553.670
3206209000	Oth pigments & prep based onchromium compounds	42.459	155.332	181.197	805.006
3206411000	Preparations of inorganic pigmentsultramine pre based thereon	0	11.645	0	47.204
3206419000	Oth ultramarine & preparationsbased thereon	158.828	998.908	147.137	1.234.109
3206421000	Prep of inorganic pigments- lithophonebased on sulphide	13.229	97.072	74.453	159.150
3206429000	Oth lithophone & oth pigments & prepbased on sulphide	28.099	205.854	19.907	171.735
3206491000	Prep of inorganic pigment based on othhexacyanoferrat (ferro&ferricyanides)	142.788	592.519	369.863	1.672.156
3206499000	Oth pigment & prep based on hexacyanoferrates(ferrocyanides & ferricyanides)	153.960	1.025.808	864.605	5.498.265
3206501000	Prep of inorganic pigment of akind used luminophores	43.057	230.150	172.496	1.436.787
3206509000	Oth inorganic prods of a kindused as luminophores	161.808	989.502	169.462	1.765.601
3207100000	Prepared pigments, prep opacificiersprep colors & similar prep	523.305	4.298.543	1.664.051	11.507.004
3207201000	Enamel frits	571.855	3.229.733	466.212	2.483.497
3207209000	Oth vitrifiable enamels & glazes,engobe (slips) similar prep	649.104	4.416.688	567.703	3.569.355
3207300000	Liquid lustres & similar preparations	36.506	239.131	139.860	922.387

I.3. IMPOR MENURUT KOMODITI / IMPORT BY HS COMMODITY
*****AGUSTUS / AUGUST 2009 *****

HS	Uraian Komoditi Commodity Description	Berat Bersih / Net Weight (Kg)		Nilai / Value C.I.F (US\$)	
		Bulan ini	Kumulatif	Bulan ini	Kumulatif
		Current Month	Cum.Jan. to date	Current Month	Cum.Jan. to date
3207400000	Glass frit & oth glass, in the form of powder granules or flakes	5.927.761	40.348.700	2.541.288	19.518.059
3208101100	Varnishes>100-c hr,based on polyesterfor dental use, dispersed in a non aqueo	1.171	141.691	10.242	521.437
3208101900	Oth varnishes based on polyesters<100-c hr,disper in a nonaqueous	83.390	576.750	508.387	2.498.462
3208109000	Other paints & varnishe (incl enamels & lacquers polyester dispers, non aqueous	215.857	2.074.407	788.507	7.115.438
3208204000	Anti-fouling/anti-corrosive paints forships hull base on acrylic/vinyl polymer	257.332	2.945.213	848.675	9.695.203
3208207000	Varnishes (including lacquers), of akind used in dentistry	1.198	3.691	10.258	24.922
3208209000	Other paints & varnishes (incl enamels&lacquers) based on acrylic/vinyl polymer	431.301	2.423.653	1.529.750	9.300.654
3208901100	Varnishes (incl.lacquers),exceed >=100Cheat-resistant used in dentistry	42.029	236.847	1.091.810	1.927.915
3208901900	Varnishes (incl.lacquers),exceed >=100Cheat-resistant used in oth than dentist	203.935	1.230.410	1.073.233	6.264.497
3208902100	Varnishes (incl.lacquers),exceed <100Cheat-resistant used in dentistry	96	834	600	7.789
3208902900	Varnishes (incl.lacquers),exceed <100Cheat-resistant used in oth than dentist	279.012	1.678.966	1.186.418	9.619.875
3208909000	Oth paints & varnishesdispersin a nonaqueous	339.726	2.575.464	1.473.219	12.598.454
3209101000	Varnishes(inclacquer)->100C hr-acrylicvinyl polymer, dispers in a aqueous	102.981	552.868	320.137	1.756.857
3209104000	Leather paints-based on acrylic orvinyl polymers dispers in a aqueous	73.406	195.765	212.290	432.192
3209105000	Anti-fouling/corrosive paints for shipshulls-acrylic/vynil polymers	5.455	177.579	4.728	350.530
3209109000	Oth paints & varnishes dispersa aqueous medium	662.321	2.936.063	1.330.527	6.181.271
3209900000	Oth paints based on others varnishesdispers in a aqueous medium	516.837	3.207.903	1.423.705	8.105.178
3210001100	Varnishes (incl lacquers) > =100C hrof a kind used for finishing leather	3.760	752.596	8.124	583.296
3210001900	Varnishes (incl lacquers) < 100C hrof a kind used for finishing leather	6.052	127.431	39.938	393.473
3210002000	Distempersof a kind used for finishing leather	0	98	0	983
3210003000	Prepared water pigments of a kindused for finishing leather	35.465	419.986	98.635	1.050.580
3210005000	Polyurethane tar coatingof a kind used for finishing leather	28.132	209.213	110.308	821.664
3210009000	Other paints & varnishesof a kind used for finishing leather	120.855	1.083.139	296.250	3.226.438
3211000000	Prepared driers	49.727	302.478	172.505	1.154.866
3212100000	Stamping foils	26.062	520.606	211.512	2.490.041
3212901100	Aluminium paste	123.214	842.666	906.511	4.269.502
3212901200	Oth pigments (incl metallic powder & flakes),for leather-dispers,non aqueous	14.592	132.964	23.127	335.449
3212901900	Oth pigments (incl metallic powder & flakes), dispers in non-aqueous media	30.420	289.515	234.437	1.718.446
3212902100	Dyes or oth coloring matter in formsfor ret sale-suitable for food or drink	86	806	908	10.452
3212902900	Oth dyes or oth coloring matter informs or pack for retail sale	63.902	322.601	298.524	1.463.158
3213100000	Colors in set, in tablet, tubes, jars,bottles, pans or in similar forms/pack	109.680	428.652	338.041	1.340.088
3213900000	Oth artist, students or signboard, intablet,tubes,jars,bottles, pans or other	31.207	158.717	69.389	604.025
3214100000	Glaziers putty, grafting putty, cementscaulking compound	242.288	1.965.894	867.572	10.692.139
3214900000	Oth painters fillings; non-refractorysurfacing preparat for facades	951.173	4.872.482	978.794	4.956.744
3215111000	Printing uv curable inks-black	3.146	10.625	122.235	404.965
3215119000	Printing other than uv curable inks-black	111.394	1.010.192	827.469	5.933.547
3215190000	Printing inks, other than black	412.004	3.570.293	3.416.813	29.506.468
3215901000	Carbon mass for one time carbon paper	10.776	113.644	31.638	382.147
3215906000	Drawing ink and writing ink	13.525	167.429	208.767	1.672.450
3215909000	Oth printing ink, writing/drawing inkwith or not concentrated or solid	96.634	862.881	571.060	5.555.342
3301120000	Pharmaceutical grade - of orange andoth essential oils of orange	80.980	323.926	215.734	1.263.572
3301130000	Pharmaceutical grade - of lemon andoth essential oils of lemon	22.114	75.829	669.673	2.231.429
3301190000	Other essential oils of citrus fruit	333.329	929.446	578.556	2.026.062
3301240000	Essential oils - of peppermint(mentha piperita)	24.157	157.989	97.077	2.185.274
3301250000	Pharmaceutical grade - of oth mintssoth essential oils of oth mints	22.348	101.894	175.412	801.258
3301291100	Pharmaceutical grade of lemon grass ofcitronella, cinnamon, ginger, cardamon	2.200	8.816	13.310	54.688
3301291200	Pharmaceutical grade of sandalwood	0	48.200	0	255.080
3301291900	Oth pharmaceutical grade-essential oilsoth than those of citronella	97.578	531.409	364.800	2.288.377
3301299100	Oth pharmaceutical grade of lemongrass of citronella, cinnamon, ginger	333	11.837	16.772	162.628
3301299200	Essential oils of sandalwood, oth thanpharmaceutical grade	1	110	16	3.127
3301299900	Oth essential oils-oth thanpharmaceutical grade	80.234	569.528	971.182	5.983.212
3301300000	Resinoids	3.837	18.704	129.110	503.740
3301901000	Aqueous distillates & solutions ofessential oils suitable for medic use	0	41.043	0	73.858
3301909000	Oth essential oils (terpeneless or not),incl concretes& absolutes; resinoids	8.338	157.875	186.156	1.575.327
3302101000	Odoriferous alcoholic prep for thealcohol beverages, liquid form	0	1.086	0	18.974
3302102000	Odoriferous alcoholic prep for thealcoholic beverag, in oth form	0	77	0	1.090
3302109000	Oth mixed of odoriferous of a kind usedin the food or drink industries	179.641	1.201.758	1.835.009	11.915.426
3302900000	Oth prep based on odoriferous substancesfor the manufacture of beverages	2.340.744	12.449.796	30.443.519	155.566.574
3303000000	Perfumes & toilet waters	49.869	553.014	895.610	7.443.584
3304100000	Lip make-up preparations	43.188	231.673	859.737	3.702.592
3304200000	Eye make-up preparations	35.702	184.709	1.014.454	4.475.947
3304300000	Manicure or pedicure preparation	8.874	45.228	40.461	493.919
3304910000	Powders, whether or not compressed	36.245	288.441	610.112	4.062.395
3304991000	Face & skin creams & lotions	596.941	3.372.979	3.811.811	20.272.851
3304992000	Anti-acne creams	25	34.199	635	268.928
3304999000	Oth beauty/make-up prep & prep for thecare of the skin (oth than medicamts)	184.701	1.022.967	1.643.091	10.533.428
3305100000	Anti-mycosis shampoos & othershampoos	5.831.485	21.904.166	10.920.628	60.283.377
3305200000	Preparat for permanent waving orstraightening	5.142	111.802	35.715	646.072
3305300000	Hair lacquers	395	84.036	23.212	1.051.397
3305900000	Others preparations for use on the hair	327.431	2.805.474	1.445.018	9.447.268
3306101000	Prophylactic pastes & powders	77.413	559.130	336.296	3.110.963
3306109000	Others dentifrices	7.130	60.968	26.289	1.017.464

I.3. IMPOR MENURUT KOMODITI / IMPORT BY HS COMMODITY
*****AGUSTUS / AUGUST 2009 *****

H S	Uraian Komoditi Commodity Description	Berat Bersih / Net Weight (Kg)		Nilai / Value C.I.F (US\$)	
		Bulan ini	Kumulatif	Bulan ini	Kumulatif
		Current Month	Cum. Jan. to date	Current Month	Cum. Jan. to date
3306200000	Yarn used to clean between the teeth(denital-floss)	1.131	5.759	18.261	80.287
3306900000	Oth prep for oral/dental hygiene, incl.denture fix-ative pastes & powder,retail	12.639	94.305	78.983	442.898
3307100000	Pre-shave, shaving or after-shavepreparations	5.643	56.500	40.173	364.910
3307200000	Personal deodorants & antiperspirants	67.287	915.058	459.064	5.353.899
3307300000	Perfumed bath salts & oth bathpreparations	47.455	328.197	94.282	662.467
3307410000	Oth agarbatti & oth odoriferous prep.which operate by burning	382.298	2.387.954	251.578	1.501.243
3307491000	Room perfuming preparations	9.036	197.935	48.618	1.157.973
3307499000	Oth prep for perfuming or deodor rooms,incl odoriferous preparat use religious	28.303	838.080	141.434	2.461.780
3307901000	Animal toilet preparations	1.814	86.686	3.643	162.506
3307902000	Contact lens solution	48.250	347.209	185.323	1.196.189
3307903000	Papers & tissues, impregnated or coatedwith perfume or cosmetics	2.073	124.016	3.013	123.185
3307904000	Other perfumery or cosmeticsincluding depilatories	0	4.172	0	13.584
3307909000	Oth pre-shave, cosmetic or toilet prep,prep rooms deodorisers, w/ or perfuming	12.225	99.431	56.681	425.955
3401111000	Soap, organic surface-active-for toiletuse-medicated prods	81.562	509.105	173.386	1.255.146
3401112000	Bath soap	230.369	2.043.780	398.729	3.024.273
3401113000	Oth toilet use,of felt or nonwovens, impregnated,coat with soap or detergent	142	543	334	3.451
3401119000	Oth soap & organic surface fortoilet use	27.036	85.633	14.459	365.698
3401191000	Oth than for toilet use-felt/nonwovensimpregnated,coat with soap or detergent	38	583	155	4.054
3401199000	Oth soap & organic surface other thanfor toilet use	62	40.389	1.070	136.799
3401201000	Soap in oth form for flotation deinkingor recycled paper	0	1.186	0	11.452
3401209000	Soap in oth forms, other than chips	403.702	1.970.134	586.448	2.931.910
3401300000	Organic surface-active prods & prep forwashing in the liquid, put for ret sale	15.727	113.906	213.374	1.407.798
3402111000	Organic surface-active agents, with/notfor retail sale; sulphated fatty alcohol	83.008	400.778	185.579	1.006.719
3402120000	Wetting agents used in the manufactureof herbicide	34.489	50.955	75.951	126.968
3402119000	Oth anionic-organic surface-active agentwith or not put up for retail sale	382.989	2.234.739	945.934	5.246.744
3402121000	Wetting agents used in the manuf ofherbiced-cationic	205.933	1.200.889	209.130	1.520.671
3402129000	Oth cationic-organic surface-activeagent with/not put up for retail sale	744.058	5.621.594	1.666.402	12.470.196
3402130000	Organic surface-active agents,with ornor for retail sale; non-ionic	1.869.529	11.250.036	3.748.877	23.681.108
3402190000	Oth organic surface-active agents,withor not up for retail sale	874.972	5.586.832	2.005.096	13.311.387
3402201100	Anionic surface active prep. in liquidform-put up for retail sale	20.307	145.587	103.681	388.402
3402201200	Anionic washing prep & cleaning prep,incl bleach cleans,liquid form, retail	23.833	154.032	279.346	1.000.013
3402201300	Oth surface active preparations- inliquid form, for retail sale	65.362	312.762	75.921	406.606
3402201900	Oth wash prep & clean prep,incl bleachcleans & degreas prep,liquid, retail	113.698	683.363	407.001	2.230.169
3402209100	Anionic surface active prep. oth thanin liquid form-for retail sale	28.314	163.297	65.515	143.690
3402209200	Anionic washing prep & clean prep, inclbleach,cleans-oth than liquid,retail	1.073	38.812	7.055	87.014
3402209300	Oth surface active preparation-oth thanin liquid-for retail sale	722	19.621	5.438	111.303
3402209900	Oth wash prep & clean prep,incl bleachcleans, oth than liquid, retail sale	45.329	684.601	136.099	1.933.851
3402901100	Anionic surface active preparat-liquidnot put up for retail sale	357.531	1.853.003	875.438	4.717.800
3402901200	Oth anionic wash prep & clean prep,incl bleach,liquid,not for retail sale	68.947	845.937	171.974	2.536.726
3402901300	Anionic washing prep.or cleaningincl.bleaching, cleansing or degreasing	317.902	2.361.007	369.679	3.101.495
3402901400	Oth organic surface active in liquidform, wetting agents	18.037	67.642	43.459	165.545
3402901500	Oth organic surface active in liquidform, not wetting agents	114.518	958.589	277.457	2.311.951
3402901900	Oth wash prep & clean prep,incl bleachcleans, in liquid-not for retail sale	118.039	1.509.657	318.619	3.441.411
3402909100	Anionic surface active preparations.oththan liquid- not for retail sale	14.098	124.531	43.591	340.554
3402909200	Anionic wash prep & clean prep,inclbleach,cleans-not liquid-not retail	90.063	368.750	294.249	932.799
3402909300	Anionic surface-active prep,not liquidform not for retail sale	321.422	2.169.189	230.378	1.794.711
3402909400	Anionic surface-active prep, not liquidform, wetting agents not for retail sale	6.302	13.264	24.317	60.421
3402909500	Anionic surface-active prep, not liquidform,not wett agents not for retail sale	1.098.406	5.025.153	1.314.779	6.154.472
3402909900	Oth wash/lean prep,incl bleach cleansoth than liquid-not for retail sale	181.615	2.134.704	592.379	6.499.261
3403111100	Liquid lubricating oil prep, for treatmof textile,or oth materials, cont petrol	87.905	321.343	191.040	931.119
3403111900	Oth liquid preprtion for the treatmenttextile or oth materials, cont petroleum	16.831	139.206	41.646	364.840
3403119000	Oth prepar for the treatment of textilematerials,oth than liquid,cont petroleum	31.075	437.367	129.229	2.067.485
3403191100	Liquid oil for aircraft engine cont.petroils/oils obtain. bituminous mineral	2.285	29.092	19.989	263.290
3403191200	Other liquid prep content silicone oil,cont petrole oils,or bituminous mineral	0	2.198	0	18.368
3403191900	Other liquid for other purposes contpetrol oil or bituminous mineral oils	4.014.316	13.004.046	7.668.387	25.563.668
3403199000	Oth lubricating prep cont petroleum oil	580.382	4.221.026	1.581.444	11.637.951
3403911100	Liquid prep cont silicone oil-for treatof textile,or oth matt,not cont petrol	109.564	503.305	420.150	1.900.802
3403911900	Liquid prep for treatment of textilemater,not cont petroleum oil & silicone	304.214	1.549.181	974.547	4.149.291
3403919000	Liquid preparat for treatment of textilor the materials, not cont petroleum oil	429.630	4.115.446	1.037.591	9.921.041
3403991100	Liquid oil for aircraft engine not contpetroleum oils or oils obtain bitumin	763	29.138	7.425	136.297
3403991200	Other liquid prep content silicone oilcont petrol oil,or bituminous mineral	0	145	0	3.571
3403991900	Other liquid for other purpose not contpetroleum oil or bituminous mineral oils	43.620	2.353.033	63.210	2.882.129
3403999000	Preparat for treat of textile,leatheroth mater,not cont petrol oil,not liquid	153.497	2.269.171	814.909	7.960.191
3404200000	Artificial waxes & prepared waxes,ofpoly(oxyethylene) (polyethylene glycol)	319.767	2.070.439	573.578	4.005.793
3404900000	Oth artificial waxes & prepared waxes.	1.277.589	7.098.470	2.674.485	14.315.453
3405100000	Polishes, creams & similar preparat forwear or leather	21.081	140.007	92.342	802.081
3405200000	Polishes,creams & similar prep for themaintenance of wooden furniture	1.759	11.865	7.730	44.553
3405300000	Polishes & similar prep for coachwork,other than metal polishes	38.925	100.102	101.466	305.130
3405401000	Abrasive lapping & honing,in the formof flour,scouring pastes & powder	4.343	20.382	44.763	179.776
3405409000	Oth scouring pastes & powders & otherscouring preparations	107.002	419.647	294.049	940.069
3405901000	Metal polishers	71.241	203.079	98.345	297.529
3405909000	Oth polishes & cream, for footwear,furniture, floors	110.162	393.791	195.160	895.269

I.3. IMPOR MENURUT KOMODITI / IMPORT BY HS COMMODITY
*****AGUSTUS / AUGUST 2009 *****

H S	Uraian Komoditi Commodity Description	Berat Bersih / Net Weight (Kg)		Nilai / Value C.I.F (US\$)	
		Bulan ini	Kumulatif	Bulan ini	Kumulatif
		Current Month	Cum. Jan. to date	Current Month	Cum. Jan. to date
3406000000	Candles, tapers & the like.	86.188	447.406	114.030	574.803
3407001000	Modelling pastes, incl those put up for childrens amusement	15.236	97.310	79.983	354.054
3407002000	Prep known as "dental wax", in sets, in packings, retail sale or in plates	16	1.728	884	21.680
3407003000	Other preparations for use in dentistry, with a basis of plaster (of calcined casein)	7.584	19.573	41.754	99.203
3501100000	Casein	187.239	1.838.266	1.192.865	13.436.780
3501901000	Caseinates & other casein derivatives	96.020	333.112	634.082	2.373.803
3501902000	Casein glues	4.301	4.862	19.357	21.856
3502110000	Egg albumin - dried	6.378	26.287	35.515	154.962
3502190000	Egg albumin - oth than dried	15	170	215	1.847
3502200000	Milk albumin, incl concentrates of >= 2whey proteins	55.790	266.555	541.491	1.855.292
3502900000	Oth egg albumin	24	12.237	462	174.585
3503001000	Glues of animal origin	39.286	234.862	122.189	655.804
3503002000	Gelatin in powder form with bloating level a-250 or b-230 or more	64.920	381.761	327.673	1.534.869
3503003000	Isinglass	0	160	0	8.198
3503009000	Oth gelatin derivatives, isinglass, other glue of animal origin, excl casein glues	185.236	1.787.039	1.015.035	9.694.359
3504000000	Peptones and their derivatives, other protein substances and their	572.729	3.075.846	1.344.879	9.407.593
3505101000	Dextrins, soluble or roasted starches	3.506.712	22.394.735	2.173.500	13.211.331
3505109000	Oth dextrins & oth modified starches	7.098.904	49.752.570	4.092.761	32.144.953
3505200000	Glues based on starches/dextrins	516.980	2.794.803	769.084	5.155.925
3506100000	Prods suitable for use as glues/adhesive for retail sale as glues/adhesives < 1 kg	186.914	1.546.174	914.923	6.302.427
3506910000	Adhesives based on polymers of heading 39.01 to 39.13 or on rubber	1.337.858	7.885.169	3.545.554	20.604.132
3506990000	Oth prepared glues & oth prepared adhesives, nes	1.052.343	6.681.980	3.857.479	25.930.020
3507100000	Rennet & concentrates thereof	536	18.589	31.570	283.043
3507900000	Oth enzymes; prepared enzymes nes or include	466.552	2.209.176	2.283.555	12.111.838
3601000000	Propellent powders	750	1.656	6.025	13.767
3602000000	Prepared explosive, oth than propellent powders	319.151	1.074.900	1.013.700	4.000.500
3603001000	Semi-fuses, elemented caps, signal tubes	89.350	244.721	2.903.473	6.040.546
3603002000	Safety fuses or detonating fuses	22.858	55.427	919.170	2.011.977
3603009000	Oth safety fuses, detonat fuses, percussion detonat caps, igniters, electric dtnt	84.101	807.642	1.785.328	14.688.471
3604100000	Firecrackers and other fireworks	1.642.811	9.969.987	1.701.236	9.432.959
3604901000	Distress signal equipment	1.248	1.645	8.115	10.905
3604909000	Oth signalling flares, rain rocket, for signal & oth pyrotechnic articles	66.039	151.788	163.109	357.869
3605000000	Matches, oth than pyrotechnic article of 36.04, in pack of >= 100 matches	194	1.549	72	10.723
3606100000	Liquid/liquified-gas fuel in containers used for filling or refilling <= 300 cm	0	13.626	0	19.171
3606901000	Solid or semi-solid fuels, solidified alcohol & oth similar prepared fuels	10.226	12.071	24.996	32.513
3606902000	Lighter flints	0	22.882	0	165.645
3606903000	Oth ferro-cerium & oth pyrophoric alloy in all forms	89	113	1.361	1.474
3606904000	Resin torches, firelighters & the like	0	1.088	0	1.415
3606909000	Oth articles of combustible material as specified note 2 to this chapter.	1	19.232	3	164.761
3701100000	Photographic plates & film in the flat for x-ray	45.357	455.071	659.599	6.285.597
3701200000	Instant print film	670	7.217	11.543	29.767
3701300000	Oth plates & film, with any side > 255 mm specially for printing industry	320.950	1.953.441	2.259.062	12.451.262
3701910000	Oth plates & film for color photography (polychrome)	0	4.191	0	8.575
3701990000	Oth plates & film for photography (polychrome) specially manuf for printing industry	114.792	741.476	134.277	1.200.394
3702100000	Film for x-ray	2.366	15.853	39.695	394.966
3702310000	Oth film, without perforat, of width not exceed 105 mm for photograph (polychrome)	0	5.577	0	189.054
3702324000	Instant print film in bands of width >= 16 mm & length >= 120m	151	21.835	1.905	78.599
3702329000	Oth film with silver halide emulsi, of a width < 105 mm	0	228	0	1.090
3702393000	Oth infra red transparent film, of a width < 105 mm	14	1.114	1.300	11.811
3702399000	Oth film without perforations of a width < 105 mm	0	21.196	0	28.730
3702419000	Film for use oth than in medical, surgical, dental or veterinary sciences	1.059	3.180	9.730	51.828
3702424000	Film oth than for color photograph, width > 610mm, length > 200m, prep for	14.200	14.200	12.750	12.750
3702433000	Infra red transparent film, width > 610 mm, length < 200 m	3.884	17.646	78.974	304.204
3702435000	Film, width > 610mm, length < 200m specially prepared for medical service	7.349	33.477	75.883	464.580
3702439000	Oth film of width > 610 mm & length < 120 m	2.842	61.254	25.337	490.051
3702443000	Infra red transparent film, 105mm < width < 610mm	872	11.386	17.727	179.578
3702445000	Film, 105mm < width < 610mm, specially prepared for medical service	8.526	54.999	39.435	743.281
3702449000	Oth film, 105mm < width < 610 mm & length < 120m	2.130	56.070	18.727	409.765
3702522000	Film for color photo width < 6mm, length > 14 m, for cinematography	16	1.088	1.327	54.814
3702529000	Film for color photo width < 16mm, length > 14 m	0	117	0	7.995
3702549000	Oth film for color photo 16mm < width < 35mm, length < 30m, oth than for slides	6.157	40.121	17.075	91.907
3702552000	Film for color photo 16mm < width < 35mm, length < 30m, for cinematography	2.539	17.256	59.200	553.906
3702559000	Oth film 16mm < width < 35mm, length > 30m for color photography	4.879	54.181	207.974	1.883.944
3702565000	Film width > 35mm, for color photograph specially prepared for medical service	81	166	2.443	4.787
3702569000	Oth film width > 35mm, for color photography	257	315	1.590	7.319
3702915000	Film oth than for color photo width < 16mm, specially for medical service	0	73	0	210
3702919000	Oth film oth than for color photo width < 16mm	0	101	0	6.445
3702935000	Film oth than for color photo 16mm < width < 35mm, length < 30m, for medical serv	0	9	0	60
3702952000	Film oth than for color photo width > 35 mm for cinematography	0	1.274	0	2.524
3702956000	Film oth than for color photo width > 35 mm prepared for medical service	1.999	2.489	36.536	37.353
3702959000	Oth film oth than for color photography	1	1.425	34	36.058
3703100000	Photographic paper, paperboard & textil, unexposed, rolls, width of 610-1000mm	0	2.082	0	11.209

I.3. IMPOR MENURUT KOMODITI / IMPORT BY HS COMMODITY
*****AGUSTUS / AUGUST 2009 *****

H S	Uraian Komoditi Commodity Description	Berat Bersih / Net Weight (Kg)		Nilai / Value C.I.F (US\$)	
		Bulan ini	Kumulatif	Bulan ini	Kumulatif
		Current Month	Cum.Jan. to date	Current Month	Cum.Jan. to date
3703200000	Oth photograph paper, sensitiv, unex-posed for color photography	97.607	610.945	268.789	1.500.022
3703900000	Oth photograph paper, paperboard & textsensitised, unexposed.	60.879	1.020.553	109.689	3.465.111
3704001000	Plate & film for x-ray,unexposed but notdeveloped	0	1.910	0	6.072
3704009000	Oth photograph plates,film,paper,paper-board & textiles,expos but not developed	929	83.289	3.769	185.349
3705100000	Photograph plates & film, exposed &developed,for offset reproduc	11.652	113.805	14.595	114.571
3705901000	Photograph plates & film, exposed &developed,for x-ray	1.583	4.759	18.786	46.758
3705902000	Microfilms, exposed and developed	0	6.352	0	33.552
3705909000	Oth photograph plates & film,expos &developed,oth than cinematographic film	27.933	136.573	49.665	268.484
3706101000	Newsreels,travelogues,technical & scien-tic film exposed&developed,width>=35m	765	28.790	60.730	2.099.678
3706109000	Oth cinematograph film, expos & deve-losed of a width >= 35 mm	831	1.917	40.492	79.009
3706909000	Oth cinematgrphic film,expos & developwith or not incorporating soundtrack	124	1.231	1.943	25.662
3707100000	Sensitising emulsion,for photo use (oththan varnishes, glues, adhesives),retail	16.194	59.972	26.951	145.769
3707901000	Flashlight materials, unmixed prods forphotog uses,put up in measur portions	0	36.146	0	78.371
3707909000	Oth chemical prep for photographic uses,put in measur portions, ready for use	2.232.529	4.582.814	1.563.204	10.543.808
3801100000	Artificial graphit,in the form of pasteblocks,plates or oth semimanufact	314.337	725.431	534.519	1.873.563
3801200000	Colloidal/semi-colloidal graphite, inpastes,blocks,plates or oth semimanufac	1.124	10.295	5.508	79.988
3801300000	Carbonaceous pastes for electrodes &similar paste & for furnace linings	919.624	5.082.190	1.064.411	4.776.299
3801900000	Oth artificial graphit;colloidal or semigraphite,pastes, blocks or plates	35.908	277.664	232.190	1.013.666
3802100000	Activated carbon, including spentanimal black	626.954	2.673.852	845.318	3.814.479
3802901000	Activated bauxite, including spentanimal black	0	220.071	0	48.866
3802902000	Activated clays & activated earth, inclspent animal black	125.957	444.511	52.415	150.685
3802909000	Oth activat natural mineral prod,animalblack include spent animal black	1.244.466	6.326.873	438.559	2.682.457
3803000000	Tall oil, whether or not refined.	22.662	116.537	44.228	202.101
3804001000	Concentrated sulphite lye	200.657	766.626	196.006	693.228
3804009000	Oth residual lyes from woodpulp with ornot concentrat,desugar or chemical treat	369.629	2.080.621	750.125	3.848.383
3805100000	Gum, wood or sulphate turpentine oils	1.379	161.885	8.468	189.871
3805900000	Oth terpenic oil produc by the distillat of coniferous wood & oth crude paracy	177.154	1.007.732	403.871	2.199.849
3806100000	Rosin & resin acids	91.397	344.628	205.915	798.844
3806200000	Salt of rosin,of resin acid, of drv orresin acid,oth than salt of rosin addict	103	31.955	523	89.244
3806301000	Ester gums - in blocks	0	10.783	0	21.330
3806309000	Ester gums - in oth forms	114.741	1.063.756	248.883	2.583.994
3806901000	Run gums in blocks	0	8	0	92
3806909000	Oth derivates rosin & resin acidsthereof	465.022	2.132.785	600.538	3.131.362
3807000000	Wood creosote	825	58.745	3.946	122.955
3808501100	Intermediate preparations for themanufacture of insecticides,subhd note 1	70.736	1.020.508	328.334	9.098.209
3808501200	Insecticides in the form of mosquitocoils/mosquito coil powder, subhd note 1	0	31.313	0	192.131
3808501300	Insecticides in aerosol containerssubhd note 1	63	39.322	370	103.473
3808501900	Insecticides, in oth form, subhd note 1	247.066	1.805.908	952.370	6.580.927
3808502000	Fungicides, subhd note 1	104.264	1.654.844	407.410	7.826.959
3808503000	Herbicides, anti-sprouting products andplant-growth regulators, subhd note 1	532.176	2.660.248	1.114.356	7.156.318
3808504000	Disinfectants, subhd note 1	30.855	121.994	209.070	781.274
3808509100	Wood preserv, being prep oth than surface coat,cont insect/fungi subhd note 1	0	30.223	0	114.736
3808509900	Oth disinfect,smlar product,put up inform/pack for retl sale, subhd 1	6.215	60.539	53.901	644.715
3808911000	Intermediate preparation for the mnfactof insecticides, not subhd note 1	94.560	710.821	2.644.669	28.776.933
3808912000	Insecticide in the form of mosquito coil/mosquito coil powder, not subhd note 1	0	27.599	0	55.274
3808919000	Insecticides, in oth form, not subhdnote 1	245.717	1.719.904	1.237.952	9.992.750
3808920000	Fungicides, not subhd note 1	431.647	3.785.812	2.216.351	19.780.231
3808930000	Herbicides, anti-sprouting products andplant-growth regulator, not subhd note 1	1.621.459	8.376.444	3.865.524	23.028.878
3808940000	Disinfectants, not subhd note 1	45.519	234.250	155.118	965.431
3808991000	Wood preserv,being prep oth than surface coat,cont insect/fungi not subhd note 1	2.634	6.342	13.310	54.548
3808999000	Oth disinfect,smlar product, put up inform/pack for retl sale,not subhd note 1	4.416	93.853	25.202	450.030
3809100000	Oth finish agent,dye carriers to accelewith a basis of amylaceous substances	137.131	1.480.114	154.006	1.929.034
3809910000	Oth finish agent,dye carriers to accelekind used in the textile or like indust	1.052.564	8.204.850	2.349.440	19.317.867
3809920000	Oth finish agent,dye carriers to accelekind used in the paper or like indust	2.381.311	12.700.171	4.987.206	26.925.504
3809930000	Oth finish agent,dye carriers to accelekind used in the leather or like indust	257.283	1.713.985	630.119	4.240.074
3810100000	Pickling prep for metal surfac,soldering, brazing, welding powders	1.044.479	5.232.562	2.913.664	14.181.460
3810900000	Other prep of a kind used as cores orcoating for weld electrodes or rods	511.971	5.623.592	1.273.002	11.035.897
3811110000	Anti-knock preparation, based on leadbased on lead compound	1.623	25.808	10.616	83.022
3811190000	Oth anti-knock preparations	100.846	917.028	354.744	2.756.718
3811211000	Additive for lubricat oils,cont petroloil & oil obtain from bitumin,retail	924	51.396	12.587	102.165
3811219000	Additive for lubricat oils,cont petroloil & oil obtain from bitumin,not retail	3.224.898	28.566.408	11.571.264	93.977.256
3811290000	Oth additive for lubricat oils,contpetrol oil & oil obtain from otmn minera	376.507	1.760.023	970.799	5.397.003
3811901000	Anti knock prep., rust preventativ& corrosion inhibitors	167.486	1.336.280	749.319	6.074.983
3811909000	Oth anti-knock prep.,for mineral oilliquid used as mineral oils	2.326.660	10.153.938	3.206.941	16.840.926
3812100000	Prepared rubber accelerators	871.090	7.116.835	1.992.870	16.030.084
3812200000	Compound plasticisers for rubber orplastics	1.141.674	5.119.546	1.333.265	7.947.258
3812301000	White carbon	74.319	555.813	143.929	1.000.427
3812309000	Oth anti oxidising prep & oth compoundstabilisers for rubber or plastics	2.079.014	11.887.533	5.093.574	30.074.897
3813000000	Prep. & charge for fire-extinguishercharged fire-extinguishing grenades	165.357	1.210.944	371.422	2.447.264
3814000000	Organic composite solvents & thinners,prepared paint or varnish removers	712.211	3.953.259	1.519.507	10.809.672
3815110000	Supported catalyst,with nickel/nickelcompounds as the active substance	62.449	439.373	1.083.677	6.182.405
3815120000	Supported catalyst, with precious metalcompounds as the active substance	33.376	110.640	824.766	2.291.137

I.3. IMPOR MENURUT KOMODITI / IMPORT BY HS COMMODITY
*****AGUSTUS / AUGUST 2009 *****

H S	Uraian Komoditi Commodity Description	Berat Bersih / Net Weight (Kg)		Nilai / Value C.I.F (US\$)	
		Bulan ini	Kumulatif	Bulan ini	Kumulatif
		Current Month	Cum.Jan. to date	Current Month	Cum.Jan. to date
3815190000	Oth supported catalysts	832.724	5.411.469	3.615.953	31.133.500
3815900000	Oth reaction initiators, reaction accelerators catalytic prep, nes or incld	620.577	8.952.344	1.883.736	28.941.091
3816001000	Refractory cements, mortars, concretes	2.561.261	9.446.748	1.331.680	5.674.622
3816009000	Oth refractory cements, mortars, concret	1.743.316	6.136.509	949.248	3.639.313
3817000000	Mixed alkylbenzenes & mixed alkyl naphthalenes oth than head 2707 or 2902	452	21.922.158	2.016	27.378.343
3818000000	Wafers/discs with silicon content	23.647	119.926	473.021	2.660.892
3819000000	Hyd brake fluids&oth for hyd trmsmsionwhether or not cont<70% weight of petrolm	410.739	1.863.834	876.116	4.332.658
3820000000	Anti-freezing preparations & preparedand prepared de-icing fluids	48.042	281.838	230.078	743.366
3821001000	Prepared culture media for development	5.687	77.901	183.753	1.289.206
3821009000	Oth prepared culture media fordevelopment	438	15.792	35.401	438.733
3822001000	Plate, sheet, film, foil&strip of plasticimpreghtd/coated with diag. reagents	11.007	52.078	800.618	3.920.053
3822002000	Paperboard, cellulose wadding&web fibreimpreghtd/coated with diag. reagents	5.913.130	5.990.095	288.209	1.659.756
3822003000	Sterilisation indicator strips & tapesoth thn heading 3002 or 3006	830	5.363	13.607	92.654
3822009000	Oth diagnostic/lab reagents & preparedwhether or not head 30.02 or 30.06	4.237.995	5.165.130	2.685.762	19.117.522
3823110000	Stearic acids	328.843	2.770.076	292.351	2.420.420
3823120000	Oleic acids	56.327	373.272	97.191	496.463
3823130000	Tall oils fatty acids	20.660	1.186.880	19.937	1.182.939
3823191000	Acids oil from refining	20.857	29.052	39.290	66.952
3823199000	Oth industrial monocarboxylic fatty acid	676.122	4.139.937	961.912	7.952.256
3823701000	Industry fatty alcohols in the formof wax	6.944	11.838	13.500	28.723
3823709000	Oth industry fatty alcohols in the formof wax	1.356.556	9.372.948	1.894.216	10.072.794
3824100000	Prepared binders for foundry mouldsor core	386.391	1.778.047	504.979	2.365.717
3824300000	Non-agglomerated metal carbides mixedtogether with metallic binders	2.511	25.187	3.617	124.848
3824400000	Prepared additives for cements, mortarsor concretes	849.348	10.890.414	2.096.069	26.326.764
3824500000	Non-refractory mortars & concretes	26.417	938.055	24.466	571.869
3824600000	Sorbitol oth than that ofsubheading 2905.44	64.400	344.712	40.716	272.019
3824720000	Mix cont halogenated, drv methane, ethanecont bromochlorodi(tri)fluoromethane	8.810	15.994	96.940	186.503
3824750000	Mix cont halogenated, drv methane, ethanecontaining carbon tetrachloride	0	18.779	0	31.020
3824760000	Mix cont halogenated, drv methane, ethanecont 1,1,1,1,3-chloroethan(methyl chlfrfm	835	835	1.447	1.447
3824770000	Mix cont halogenated, drv methane, ethanecont bromomethane or bromochloromethane	6	321	1.450	6.825
3824780000	Mix cont halogenated, drv methane, ethanecont PFC or HCFC but not CFC or HCl	0	110.302	0	235.817
3824790000	Other mix cont halogenated, drv methane, ethane	166.732	1.626.254	607.626	3.547.489
3824810000	Mix & preparation containing oxirane(ethylene oxide)	28.440	133.688	37.314	205.536
3824820000	Mix & preparation containing pbbs, PCBs, PCTs	10	3.624	5.619	18.595
3824830000	Mixtures & preparation containingtris(2,3-dibromopropyl) phosphat	0	340	0	2.958
3824901000	Ink removers, stencil correctors&oth, corrector fluids in package	62.147	349.668	128.423	1.200.957
3824902000	Mixtures of chemical, of a kind used inmanufactured of foodstuff	145.264	1.598.887	639.478	5.921.068
3824903000	Copying pastes with a basis of gelatinpresented in bulk/ready to use	311	16.199	233	59.410
3824904000	Composite inorganic solvents	61.638	599.165	151.796	2.519.200
3824905000	Acetone oil	2.120	14.771	19.874	196.778
3824906000	Preparations/mixtures cont monosodiumglutamate	11.263	111.305	10.310	406.310
3824909000	Oth prods & preparations cont cfc-11, 12, 115, and halon	3.287.135	22.809.873	10.147.105	65.772.854
3825100000	Municipal waste	10	10	121	121
3825900000	Oth residual prods of the chemical/allied industry	502	504	4.187	4.287
3901103000	Polyethylene < 0,94 in liquids orpastes	91.213	607.527	436.497	1.718.372
3901109010	Polymers of ethylene, in granule form	20.535.649	114.395.903	25.621.739	122.407.381
3901109090	Polymers of ethylene other form	3.563.301	16.934.684	4.607.862	18.834.594
3901200000	Polyethylene having a specific gravity0.94 or more	7.005.704	57.952.866	8.923.421	62.610.467
3901303000	Ethylene-vinyl acetate copolymersin liquid or pastes	1.640.825	9.603.726	1.623.598	9.980.860
3901309000	Ethylene-vinyl acetate copolymersin other form	2.353.298	16.472.234	4.478.073	29.191.952
3901903000	Oth polymers of ethylene in liquidor pastes	12.668	493.072	241.793	2.267.514
3901909000	Oth polymers of ethylene in other form	6.184.856	42.509.771	8.292.961	50.469.715
3902101000	Polypropylene in powder form	122.813	728.710	163.608	905.052
3902102000	Polypropylene in granule form	32.509.472	181.031.799	36.177.017	182.118.355
3902109000	Polypropylene in other form	4.358.397	20.668.610	5.455.460	22.033.655
3902203000	Polysobutylene liquids/pastes	100.764	491.419	176.590	1.155.074
3902209000	Polysobutylene in oth forms	298.988	1.411.335	467.038	2.190.099
3902303000	Propylene copolymers in liquidor pastes	4.183	1.451.008	1.060	1.823.241
3902309010	Propylene copolymers in granule form	17.465.089	91.932.317	21.234.752	101.041.357
3902309090	Propylene copolymers in other form	820.196	6.726.119	1.032.661	7.477.298
3902903000	Oth polymers of propylene in liquidor pastes	2.661	122.028	10.726	212.827
3902909000	Oth polymers of propylene in other form	1.050.413	6.551.613	2.063.102	12.207.011
3903110000	Expansile polymers of styrene	1.259.254	10.526.090	1.977.972	14.297.827
3903190000	Other polymers of styrene	3.945.457	26.743.428	5.283.446	32.748.523
3903203000	Styrene-acrylonitrile (SAN) copolymersin aquaeous dispersion	147.837	1.097.836	126.005	1.358.700
3903209000	Oth styrene-acrylonitrile (SAN)copolymers	441.929	3.576.355	783.941	5.342.365
3903303000	Acrylonitrile-butadiene-styrene (ABS)copolymers in aquaeons dispersion	308.086	2.988.542	701.835	5.713.712
3903309000	Acrylonitrile-butadiene-styrenecopolymers in other form	4.296.251	31.684.853	7.314.020	52.211.982
3903903000	Oth polymers of styrenein aquaeons dispersion	198.561	656.818	209.609	960.169
3903909000	Oth polymers of styrenein other form	146.587	1.475.382	315.942	3.044.609
3904101000	PVC homopolymers, suspension typhenot mixed with oth substances	556.394	1.295.624	543.648	1.540.852
3904109000	PVC in other form	2.082.056	19.227.024	2.156.598	18.396.870

I.3. IMPOR MENURUT KOMODITI / IMPORT BY HS COMMODITY
*****AGUSTUS / AUGUST 2009 *****

H S	Uraian Komoditi Commodity Description	Berat Bersih / Net Weight (Kg)		Nilai / Value C.I.F (US\$)	
		Bulan ini	Kumulatif	Bulan ini	Kumulatif
		Current Month	Cum.Jan. to date	Current Month	Cum.Jan. to date
3904210000	Oth poly(vinyl chloride) non plasticised	68.371	676.526	41.203	669.288
3904220000	Oth poly(vinyl chloride) plasticised	854.716	4.204.018	872.725	4.785.109
3904300000	Vinyl chloride-vinyl acetate copolymers	195.414	1.199.875	369.817	2.612.232
3904400000	Other vinyl chloride copolymers	63.508	650.079	217.784	2.170.006
3904504000	Vinylidene chloride polymr in dispersion	361	948	828	2.339
3904509000	Vinylidene chloride polymersin other form	212.975	1.920.127	476.222	3.159.600
3904610000	Fluoro-polymerspolytetrafluoroethylene	18.933	134.403	157.000	736.468
3904693000	Fluoro-polymers polytetrafluoroethylenedispersions	1.200	15.046	5.657	83.056
3904699000	Oth fluoro-polymers in other form	18.338	81.369	127.264	577.161
3904909000	Oth polymers vinyl chloride in oth forms	419	29.624	1.760	162.769
3905120000	Poly(vinyl acetate) in aqueousdispersions	30.519	601.397	73.047	728.554
3905190000	Other poly(vinyl acetate)	97.977	554.056	249.637	1.783.263
3905210000	Vinyl acetate copolymers in aqueousdispersions	207.755	1.782.464	227.426	1.989.027
3905290000	Other vinyl acetate copolymers	16.004	380.572	37.165	935.879
3905301000	Poly (vinyl alcohol) in aqueousdispersions	82.531	472.381	175.184	1.073.551
3905309000	Poly (vinyl alcohol)in other form	1.964.593	10.317.738	4.014.814	23.376.142
3905910000	Copolymers of vinyl acetate or of othervinylester	41.360	342.753	416.256	2.936.738
3905990000	Oth polymer of vinyl acetate/oth vinylesters;oth vinyl polymers; primary form	43.529	431.169	400.341	3.273.654
3906101000	Poly(methyl methacrylate) in aquaeousdispersions	71.694	398.049	162.871	1.113.842
3906109000	Oth poly(methyl methacrylate)in other form	386.747	3.082.542	868.179	7.199.328
3906901100	Oth acrylic copolymers in aquaeousdispersions	572.474	2.945.095	997.412	4.917.984
3906901900	Oth acrylic copolymers in other forms	878.480	5.556.666	1.953.328	12.664.373
3906909100	Oth acrylic polymers in aquaeousdispersions	1.145.747	3.314.466	1.039.238	4.545.971
3906909900	Oth acrylic polymers in other forms	2.846.292	16.776.246	7.549.530	43.809.490
3907100000	Polyacetals	543.748	3.448.097	1.192.174	7.803.849
3907200000	Other polyethers	3.809.437	24.923.934	6.661.765	43.355.579
3907302000	Epoxide resins based powder coating	52.922	627.788	340.793	2.746.231
3907303000	Epoxide resins in liquids/pastes	1.119.227	7.822.147	2.927.205	18.450.298
3907309000	Epoxide resins in oth form	968.775	6.780.616	2.312.580	17.591.410
3907400000	Polycarbonates	3.136.798	18.424.479	6.969.683	41.651.225
3907500000	Alkyd resins	154.793	747.874	362.962	1.552.245
3907601000	Poly(ethylene terephthalate) in aqueousdispersions	13.346	72.779	27.337	168.660
3907609000	Poly(ethylene terephthalate) in oth form	10.501.863	43.690.680	12.410.954	47.525.211
3907700000	Poly(lactic acid)	21.418	108.118	62.494	268.643
3907912000	Oth polyesters unsaturated in chip form	4.149	16.123	30.912	101.742
3907919000	Oth polyesters unsaturated in oth form	186.365	2.407.441	436.278	4.226.979
3907994000	Oth polyester saturated based powdercoating	79.129	561.624	141.191	1.017.439
3907999000	Oth polyesters saturated in oth form	3.702.667	22.548.704	6.073.678	29.829.042
3908101000	Polyamides in primary forms, polyamide-6	3.534.367	24.696.613	7.568.092	53.407.579
3908109000	Oth polymde-6,-11,-12,-6,6,-6,9,-6,10	1.135.663	8.648.729	3.281.152	18.999.861
3908900000	Other polyamides	343.842	1.916.228	1.097.120	6.274.607
3909101000	Urea resins, thiourea resin in mouldingcompound	117.580	954.749	215.450	1.746.769
3909109000	Other urea resins	230.849	1.897.036	403.267	3.288.522
3909201000	Melamine resins in moulding compound	457.889	2.261.252	1.265.029	5.659.167
3909209000	Other melamine resins	279.155	1.564.178	651.922	2.456.111
3909301000	Oth amino-resins in moulding compound	264.705	1.863.931	403.932	2.845.501
3909309000	Oth amino-resins, oth thn mouldingcompound	171.980	2.408.485	387.026	5.435.349
3909401000	Phenolic resins in moulding compound	15.875	255.403	137.580	1.047.269
3909409000	Other phenolic resins	926.574	9.498.049	1.801.504	15.064.364
3909500000	Polyurethanes	1.854.695	11.209.621	6.106.350	35.293.347
3910002000	Silicones in dispersions or in the formof solutions	590.752	3.649.389	2.190.586	13.947.962
3910009000	Silicones in oth forms	604.931	3.564.662	2.843.316	16.472.612
3911101000	Petroleum,coumarone,indene/coumaroneinde in liquid or pastes	29.258	492.551	86.249	882.679
3911109000	Petroleum, coumarone, indene/coumaroneindene in oth form	1.949.721	11.728.191	3.262.721	18.928.380
3911900000	Oth petroleum, coumarone, indene/coumaroneindene in oth form	1.023.807	5.783.100	2.636.571	14.399.887
3912110000	Cellulose acetates non-plasticised	36	4.155	597	59.278
3912120000	Cellulose acetates plasticised	168	31.113	2.451	160.455
3912201100	Water-based semi-finished nitrocellulosecellulose nitrates non plasticised	0	1.903	0	12.493
3912201900	Oth cellulose nitrates non plasticised	679.741	2.582.604	1.358.826	5.321.262
3912202000	Cellulose nitrates plasticised	24.738	86.371	58.212	222.420
3912310000	Carboxymethylcellulose & its salts	633.303	4.419.107	1.728.470	10.997.698
3912390000	Oth cellulose ethers	355.986	1.663.037	1.996.982	10.340.894
3912902010	Regenerated cellulose	0	27.298	0	113.200
3912902090	Other regenerated cellulose	103.730	558.179	408.826	2.439.846
3912909000	Oth cellulose in other form	208.455	1.202.861	1.133.974	5.913.971
3913100000	Alginic acid, its salts & esters	52.988	443.217	310.060	2.966.983
3913900000	Oth natural polymers & its modified, inprimary form	180.187	1.641.737	1.071.699	7.526.370
3914001000	Ion-exchangers based on plymrs of headof a kind used	84.794	1.054.558	233.580	2.175.984
3914009000	Oth ion-exchangers based on plymrs ofhead of a kind used	238.356	1.528.219	636.018	5.009.290
3915100000	Waste, parings & scrap, of polymers ofethylene	50.665	150.838	7.600	83.805
3915300000	Waste, parings & scrap, of polymers ofpolymers of vinyl chloride	0	9	0	90
3915901000	Waste, parings & scrap, of copolymers ofvinyl acetate	0	19.700	0	54.643

I.3. IMPOR MENURUT KOMODITI / IMPORT BY HS COMMODITY
*****AGUSTUS / AUGUST 2009 *****

H S	Uraian Komoditi Commodity Description	Berat Bersih / Net Weight (Kg)		Nilai / Value C.I.F (US\$)	
		Bulan ini	Kumulatif	Bulan ini	Kumulatif
		Current Month	Cum. Jan. to date	Current Month	Cum. Jan. to date
3915909000	Waste, parings & scrap, of other plastic	174	698.722	625	376.102
3916101000	Monofilament of polymers of ethylenechloride	15.500	17.182	21.390	35.024
3916102000	Monofilament of polymers of ethylenorods, sticks and profile shapes	8.631	16.108	25.647	78.198
3916201000	Monofilament of polymers of vinylchloride	10.577	115.092	36.235	371.024
3916202000	Monofilament of polymers of vinylrods, sticks and profile shapes	41.248	382.765	73.667	787.041
3916904000	Monofilament of other plasticsof hardened proteins	14.919	67.104	104.097	637.344
3916909000	Oth monofilament of other plastics	106.680	517.869	445.134	2.970.338
3917101000	Artificial guts (sausage casings) ofhardened proteins	4.932	37.821	143.842	1.022.282
3917109000	Artificial guts (sausage casings) ofcellulosic materials	158.013	612.878	810.996	3.650.269
3917210000	Tube,pipe,hose,fitting therefor ofplastic of polymers of ethylene	42.474	378.841	179.433	1.047.954
3917220000	Tube,pipe,hose,fitting therefor ofplastic of polymers of propylene	65.307	154.490	297.758	753.480
3917230000	Tube,pipe,hose,fitting therefor ofplastic of polymers of vinyl chloride	94.626	665.104	121.093	2.650.643
3917290000	Tube,pipe,hose,fitting therefor ofplastic of other plastics	281.660	1.564.271	1.018.942	4.581.232
3917310000	Flexible tubes, pipes and hoses havea minimum burst pressure of 27.6 mpa	19.180	656.127	130.881	3.134.915
3917321000	Sausage & ham casings, without fittingsof plastics	2.538	24.991	73.558	442.806
3917329000	Oth unflexible tubes, pipes & hoses, notreinforced, without fittings	114.830	1.092.372	731.846	6.999.213
3917330000	Oth, not reinforced/otherwise combinedwith oth materials/fittings of 3917.30	3.455	29.719	23.429	198.910
3917390000	Oth tubes, pipes and hoses	795.876	2.591.103	1.373.086	6.339.018
3917400000	Fittings of plastics	375.511	1.886.814	1.164.726	7.751.014
3918101100	Tiles of polymers of vinyl chloride	34.855	331.454	42.951	367.520
3918101900	Oth floor covering of polymers of vinylchloride	2.126.300	11.367.060	930.063	5.721.756
3918109000	Wall or ceiling coverings of polymers ofvinyl chloride	505.789	5.017.890	591.275	3.598.299
3918901100	Tiles, of polyethylene	13.691	109.776	48.147	385.071
3918901300	Oth floor coverings of polyethylene	11.046	1.180.694	33.024	1.573.213
3918901900	Oth floor coverings of oth plastics	126.339	610.279	158.042	797.053
3918909100	Wall or ceiling covering of polyethylene	95.648	1.255.627	190.890	2.421.112
3918909900	Wall or ceiling coverings of oth plastic	69.251	423.555	205.167	1.088.888
3919101000	Tape in roll,width=<20cm,of polymers of vinyl chloride	40.388	446.775	345.719	2.676.448
3919102100	Tape in roll,width=<20cm,of polyethyleneused in mnfctre of telephonc/elect wire	19.535	186.701	70.263	702.173
3919102900	Tape in roll,width=<20cm,of polyethyleneused for other	133.068	1.072.498	856.653	6.502.305
3919109000	Oth self-adhesive plate, sheet,filin,roll, width =<20 cm, of oth plastics	441.320	2.767.192	2.684.899	14.806.195
3919901000	Oth self-adhesive plates, sheets, film,foil, tape of polymers of vinyl chloride	132.289	913.814	629.090	3.976.911
3919909000	Oth self-adhesive plates, sheets, film,foil, tape, strip of plastics	2.028.037	13.863.559	6.049.187	42.378.213
3920100000	Oth tape of polymer of ethylene,not formfg of telephonic/electric wire	1.765.616	12.591.688	4.165.090	28.250.002
3920200010	Bopp film, of polymers of propylene	3.227.502	18.212.778	5.253.830	27.589.863
3920200090	Oth tape of polymer of propyleneused as an adhesive by melting	838.463	7.538.167	1.639.745	12.236.717
3920301000	Polymers of styrene used as an adhesiveby melting	37.313	188.433	59.509	227.604
3920309000	Polymers of styrene not used asan adhesive by melting	11.173	295.040	82.706	560.066
3920430000	PVC tape weight >6% of plasticiser usedot than mfg of telephonic/electric wire	600.443	3.139.418	1.147.049	5.912.217
3920490000	Other of polymers of vinyl chloride	736.671	5.862.563	1.758.614	11.355.062
3920510000	Oth plate,sheet,filin,foilorstrip of acrypolymers of methyl methacrylate	226	11.829	551	28.778
3920590000	Oth plates,sheets,filin,foil & strip othacrylic polimer of methyl methacrylate	24.223	141.620	53.773	650.481
3920610000	Film, of polycarbonates	304.341	2.737.378	964.372	7.512.235
3920621000	Film, of poly(ethylene terephthalate)used as an adhesive by melting	850.048	4.817.058	2.226.095	11.685.745
3920629000	Oth plate,sheet,foil & strip of poly-(ethylene terephthalate)	90.970	424.478	281.470	2.519.955
3920630000	Tapes, of unsaturated polyesters,	27.022	60.127	84.187	143.777
3920690000	Tapes, of oth polyesters, used as anadhesive by melting	1.134.318	7.194.712	2.398.543	15.203.111
3920711000	Cellophane film	86.614	348.454	443.333	1.728.582
3920712000	Viscose tear-off ribbon, foil	5.342	52.844	36.497	284.283
3920719000	Oth plate,sheet & strip of regeneratedcellulose usedoth than adhesive by melti	868	8.891	1.906	12.331
3920730000	Cellulose acetate, plasticized, usedas an adhesive by melting	192	1.472	6.108	15.206
3920790000	Plate,sheet,foil & strip of oth celluloderivatives	539	2.448	3.415	21.651
3920911000	Film of poly(vinyl butyral),thickness0.38-0.76mm width <= 2m	94.995	606.708	567.822	3.295.525
3920919000	Oth film of poly(vinyl butyral,plate,	106.642	708.235	452.842	2.346.199
3920921000	Plate,sheet,foil & strip of nylon 6of polyamides	4.363	11.310	50.257	231.377
3920922000	Plate,sheet,foil & strip of polyamides,used as an adhesive by melting	638	4.255	2.450	25.111
3920929000	Plate,sheet,foil & strip of othpolyamides	1.030	218.888	28.936	799.832
3920931000	Plate,sheet,foil & strip of melamine,of amino-resins	0	3.027	0	21.449
3920939000	Oth plate,sheet,foil & strip of aminoused oth than an adhesive by melting	6.980	7.062	65.007	70.138
3920941000	Phenol formaldehyde (bakelite) sheets	47.128	268.447	129.872	712.277
3920949000	Oth plate,sheet,foil & strip of phenolicresins	16.903	42.012	16.396	211.717
3920990010	Corrugated sheets & plates, of otherplastics	33.078	315.967	207.684	1.209.480
3920990090	Oth plate,sheet,foil & strip of otherplastics	195.306	1.488.919	703.085	6.394.769
3921111000	Plates & sheets, cellular, of polymersof styrene	151.186	996.216	254.938	1.472.507
3921119000	Film, foil & oth strip, cellular, oth than plate and sheet	197.822	537.359	324.734	1.075.450
3921120000	Tapes of PVC,in plates & sheets formused as mfg telepn/elect.wire	2.030.821	8.452.677	1.933.549	8.030.370
3921130000	Plates & sheets of polyurethanes	270.439	970.333	782.123	3.612.710
3921141000	Plates and sheets of regeneratedcellulose	9.569	30.751	30.360	77.867
3921149000	Film,foil & oth strip of regeneratedcellulose used in mfg telepn/elect.wir	1.853	264.104	9.880	527.329
3921191000	Tapes in plate & sheet,of oth plastics	233.815	2.539.040	617.900	4.251.827
3921199000	Tapes in oth form,used in the oth thanmfg of telephonic/electric wire	1.658.411	9.596.869	1.791.902	11.126.064
3921902000	Plates & sheets, not cellular plateand sheet	575.942	2.596.413	874.419	4.826.068

I.3. IMPOR MENURUT KOMODITI / IMPORT BY HS COMMODITY
*****AGUSTUS / AUGUST 2009 *****

H S	Uraian Komoditi Commodity Description	Berat Bersih / Net Weight (Kg)		Nilai / Value C.I.F (US\$)	
		Bulan ini	Kumulatif	Bulan ini	Kumulatif
		Current Month	Cum.Jan. to date	Current Month	Cum.Jan. to date
3921909000	Film,foil & oth strip, not cellularoth than plate and sheet	665.390	5.343.045	2.121.650	12.754.473
3922100000	Baths, shower-baths, sinks & washbasins	93.905	631.045	169.991	1.938.562
3922201000	Lavatory covers of plastic	24.481	182.280	83.726	612.313
3922202000	Lavatory seats, of plastics	6.049	30.474	10.767	57.032
3922901100	Parts of flushing cisterns, of plastics	1.829	37.979	9.699	221.100
3922901900	Flushing water closets (lavatory pans)and urinals	7.480	30.415	60.896	287.808
3922909000	Similar sanitary ware, of plastics	97.657	511.103	162.926	979.656
3923100000	Boxes used for cinematographic films,tape and disks	946.818	5.454.450	3.359.312	16.994.969
3923211000	Aseptic bag of polymers of ethylene withaluminium foil in forcing material	28.259	410.395	156.270	1.852.066
3923219000	Oth sacks & bags, of polymers ofethylene	506.496	4.177.338	1.325.190	10.464.498
3923290000	Oth articles for the conveyance or packing of goods of oth plastics	583.984	4.363.992	2.283.785	16.995.736
3923301000	Toothpaste tubes container, of plastic	457	16.175	8.810	110.405
3923309000	Carboys, bottles, flasks & similararticle, not toothpaste tube container	1.196.650	4.693.431	3.139.267	17.004.904
3923400000	Spool,cop,bobbin & similar support	75.497	548.798	513.492	3.832.900
3923500000	Stoppers, lids, caps and other closures	592.012	3.119.797	3.284.118	17.455.018
3923900000	Oth articles for the conveyance/packinggoods of plastics	609.448	3.371.815	3.463.402	16.703.131
3924100000	Tableware & kitchenware	499.230	3.586.423	2.810.731	13.816.579
3924901000	Bed pans, urinals (portable type) &chamber pots	11.914	89.178	50.682	341.231
3924909000	Oth household & toilet articles, ofplastics	401.585	2.352.630	1.134.085	6.537.877
3925100000	Reservoirs,tanks,vats & similar contain.capacity <= 300l	52.284	338.732	164.903	875.108
3925200000	Doors, windows & their frames & threshold for doors	173.343	871.143	169.111	986.363
3925300000	Shutters,blinds (includ venetian blinds)and similar articles and parts	68.342	490.459	99.789	820.842
3925900000	Oth builders ware of plastics, not elsewhere specified	307.239	2.247.545	268.820	2.636.633
3926100000	Office or school supplies of plastics	147.612	1.486.056	305.488	3.049.250
3926206000	Articles of apparel used for protectionof plastics	27.536	313.211	212.144	2.184.406
3926209000	Oth articles of plastics, including belt	376.390	2.938.700	1.419.597	17.948.897
3926300000	Fittings for furniture, coachworkor the like	72.962	411.800	425.357	2.751.335
3926400000	Statuettes & othornamental articles	60.270	308.506	134.887	869.135
3926901000	Floats for fishing nets, of plastics	77.212	601.031	1.008.539	6.209.823
3926902000	Fan & handscreen, frame & handlethereof and parts	30.022	314.824	257.279	2.062.781
3926903200	Plastic moulds with denture prints	28	1.639	84	107.237
3926903900	Oth hygienic, medical & surgical	110.414	520.759	1.188.191	4.604.380
3926904100	Police shields, of plastics	0	226	0	1.827
3926904200	Protective mask & similar article forused in welding & similar works	28.306	112.225	266.653	936.757
3926904400	Life saving cushions for protection ofpersons falling from heght	550	1.436	5.841	11.647
3926904500	Reflected light nails, of plastics	876	11.245	2.934	118.855
3926904900	Oth safety & protective devices,	83.525	389.089	225.846	1.717.013
3926905300	Transmission or conveyor belts or beltin	19.483	219.996	307.287	2.876.002
3926905500	Plastic j-hooks & bunch blocks fordetonator	9.068	37.913	205.215	503.852
3926905900	Oth industrial articles, of plastics	367.120	2.575.349	3.833.830	20.517.987
3926906000	Nipple former,breastshell,nipple shield,hand expression funnel	13	1.102	326	6.510
3926907000	Corset busks & similar supports forarticles of appared or clothing accessor	22.708	113.489	174.990	1.286.699
3926908000	Cards for jewelleryor small objects ofpersonal adornment	256.023	913.771	265.542	1.317.754
3926909000	Oth articles of plastics & othmaterial	1.601.974	15.323.727	5.617.209	49.788.118
4001101100	Natural rubber latex,cont ammonia >=0.5% catrige concentrate	555.600	2.982.882	596.366	3.308.858
4001101900	Natural rubber latex,cont ammonia >=0.5% processed by other methods	16.400	632.800	20.336	759.032
4001102100	Natural rubber latex,cont ammonia <0.5% centrifuge concentrate	0	60.053	0	64.141
4001102900	Natural rubber latex,cont ammonia <0.5% processed by other methods	60.467	1.018.818	120.322	1.596.429
4001211000	Natural rubber in smoked sheets,rss grade 1	0	20.100	0	28.075
4001212000	Natural rubber in smoked sheets,rss grade 2	0	153	0	3.151
4001219000	Natural rubber in oth forms	20.010	85.530	40.277	127.377
4001221000	Tsnr, standard indonesian rubberSIR 3 cv	0	112.799	0	150.686
4001222000	Tsnr, oth standard indonesianrubber	68.040	300.888	101.588	801.046
4001229000	Oth tehnically specified naturalrubber (TSNR)	37.831	209.831	107.895	589.267
4001291000	Air-dried sheet,oth natural rubberin other form	0	2.312	0	4.223
4001293000	Sole crepe	0	96	0	863
4001297000	Skim rubber	0	21.000	0	27.720
4001299000	Oth natural rubber in oth forms	0	75.562	0	406.053
4001301900	Jelutong in oth forms	0	16.302	0	59.144
4001309900	Oth balata,gutta-percha,guayule,chiclesimilar, in other form	1	237.166	3	448.769
4002110000	Styrene-butadiene rubber (SBR), inlatex form	1.077.420	6.276.292	1.354.016	8.368.477
4002190000	Carboxylated styrene-butadiene rubber(SBR) in other form	10.617.758	56.881.252	15.368.452	82.281.876
4002200000	Butadiene rubber (BR)	4.178.042	30.208.145	6.299.030	48.189.474
4002310000	Isobutene-isoprene (butyl) rubber (IIR)	890.425	5.581.432	2.744.605	16.639.405
4002390000	Halo isobutane-isoprene rubber(CIIR of BIIR)	682.972	3.154.448	2.192.522	10.326.585
4002410000	Chloroprene (chlorobutadiene) rubberin latex form	717	968.412	2.689	1.683.628
4002490000	Chloroprene (chlorobutadiene) rubberin other form	541.141	2.431.047	1.745.936	8.132.157
4002510000	Acrylonitrile-butadiene rubber (NBR),in latex form	282.224	2.606.916	274.082	2.406.244
4002590000	Acrylonitrile-butadiene rubber (NBR),in other form	396.666	2.508.584	759.344	4.654.111
4002601000	Isoprene rubber (IR) in primary forms	1.644	78.924	8.324	231.596
4002609000	Isoprene rubber (IR) in other forms	9.683	687.145	82.673	1.507.440
4002700000	Ethylene-propylene-non-conjugateddiene rubber (EPDM)	735.407	3.133.623	1.917.746	8.777.717

I.3. IMPOR MENURUT KOMODITI / IMPORT BY HS COMMODITY

***AGUSTUS / AUGUST 2009 ***

HS	Uraian Komoditi Commodity Description	Berat Bersih / Net Weight (Kg)		Nilai / Value C.I.F (US\$)	
		Bulan ini	Kumulatif	Bulan ini	Kumulatif
		Current Month	Cum.Jan. to date	Current Month	Cum.Jan. to date
4002801000	Mixture of natural rubber latex with synthetic rubber latex	778	16.259	10.327	53.127
4002809000	Oth mixture of natural rubber latex with synthetic rubber latex	43.314	209.265	72.780	510.632
4002911000	Oth synthetic rubber latex & factice derived from oils of poly graft natural	394.187	1.847.471	416.316	2.080.181
4002919000	Oil synthetic rubber & factice derived from oils of other latex	26	1.074.143	18.604	938.707
4002991000	Oth synthetic rubber & factice derived from oils in oth form	54.000	585.082	116.100	1.665.679
4002999000	Oth synthetic rubber latex & factice derived from oils	125.562	639.627	455.863	2.318.819
4003000000	Reclaimed rubber in primary form soarin plates, sheets or strips	1.501.601	8.767.136	633.763	3.783.339
4004000000	Waste, paring & scrap of rubber (oth hard rubbers)	58.760	2.297.295	33.033	1.632.367
4005100000	Compounded rubber with carbon black silica, unvulcanised	242.852	1.257.650	1.290.880	6.080.444
4005200000	Compounded rubber with solutions, oth subheading 4005.10	66.537	430.155	104.462	692.100
4005910000	Compounded rubber, unvulcanised, in plates, sheets, & strip	234.633	2.304.695	493.479	3.080.679
4005990000	Compounded rubber, unvulcanised, in oth form	202.933	2.709.409	254.399	2.774.554
4006100000	"camel-back" strips for retreading rubber tyres, unvulcanised	100.149	709.734	108.298	695.241
4006900000	Oth forms & articles of unvulcanised rubbers	210.772	2.597.922	214.046	4.400.243
4007000000	Vulcanised rubber thread & cord.	45.888	1.082.346	319.488	3.405.394
4008110000	Plates, sheets, & strip of cellular rubber	148.293	1.155.159	580.429	3.162.862
4008190000	Oth forms of cellular rubber	114.568	912.434	182.664	1.193.373
4008210000	Plates, sheets & strip of non-cellular rubber	86.066	569.799	294.968	2.611.868
4008290000	Oth forms of non-cellular rubber	102.889	633.391	153.151	1.321.190
4009110000	Tube, pipe & hose, not reinforced/other material without fitting	407.432	3.057.290	1.816.202	14.803.693
4009120000	Tube, pipe & hose, not reinforced/other material with fitting	39.838	291.022	283.890	2.090.080
4009211000	Mining slurry suction & discharge hose, without fitting	365	13.374	3.969	165.778
4009219000	Oth tube, pipe & hose, reinforced with oth materials without fittings	122.195	815.430	992.034	7.279.616
4009221000	Mining slurry suction & discharge hose, with fittings	798	11.189	11.872	171.972
4009229000	Oth tube, pipe & hose, reinforced with oth materials with fitting	255.347	1.104.747	898.161	8.613.200
4009311000	Mining slurry suction & discharge hose, reinforced w textile, without fitting	167	632	1.227	5.975
4009319000	Oth tube, pipe & hose, reinforced with textile, without fitting	99.910	804.285	562.462	2.974.336
4009321000	Mining slurry suction & discharge hose, reinforced w textile, with fitting	1.100	3.782	10.987	50.360
4009329000	Oth tube, pipe & hose, reinforced with textile, with fitting	6.372	49.425	104.573	798.530
4009411000	Mining slurry suction & discharge hose, reinforced w oth materials, without fitting	20.864	48.625	33.727	61.166
4009419000	Oth tube, pipe & hose, reinforced with oth material, without fitting	228.858	879.370	589.168	4.229.875
4009421000	Mining slurry suction & discharge hose, reinforced w oth materials, with fitting	2.068	15.133	11.209	85.092
4009429000	Oth tube, pipe & hose, reinforced with oth material, with fitting	285.967	1.865.174	3.106.086	21.991.062
4010111000	Conveyor belts/belting, reinforced with metal, width > 20cm	33.076	171.406	193.126	1.021.924
4010119000	Conveyor belts/belting, reinforced with metal, width <= 20cm	55.768	450.933	315.880	3.361.403
4010121000	Conveyor belts/belting, reinforced with textile, width > 20cm	30.474	225.036	207.223	684.578
4010129000	Conveyor belts/belting, reinforced with textile, width <= 20cm	270.833	1.291.973	603.793	3.808.648
4010191000	Oth conveyor belts/belting, reinforced with oth; width > 20cm	7.417	433.687	87.861	2.487.848
4010199000	Oth conveyor belts/belting, reinforced with oth; width <= 20cm	203.030	2.064.735	771.175	6.255.539
4010310000	V-belts, V-ribbed, 60cm < outside circum ference <= 120cm	44.482	209.616	279.089	2.083.468
4010320000	V-belts, oth than V-ribbed, 60cm < outside circum ference <= 120cm	5.272	52.029	142.846	964.372
4010330000	V-belts, V-ribbed, 120cm < outside circum ference <= 240cm	1.024	19.208	46.890	726.968
4010340000	V-belts, oth than V-ribbed, 120cm < outside circum ference <= 240cm	65	1.044	1.367	33.849
4010350000	Endless synchronous belt, 60cm < outside circum ference <= 150cm	445	1.735	11.586	57.450
4010360000	Endless synchronous belt, 150cm < outside circum ference <= 198cm	2	27	2	34
4010390000	Oth transmission belts/belting	120.436	984.386	1.370.045	10.619.466
4011100000	New pneumatic tyres, of rubber of a kind used on motor cars	467.890	2.352.815	1.383.958	7.055.331
4011201000	New pneumatic tyre, of rubber used on buses/lorries, width < 450mm	2.574.818	11.095.756	4.682.292	21.565.772
4011209000	New pneumatic tyre, of rubber used on buses/lorries, width >= 450mm	806.776	3.922.750	3.200.988	17.246.121
4011300000	New pneumatic tyres, of rubber of a kind used on aircraft	74.447	236.587	334.802	1.950.201
4011400000	New pneumatic tyres, of rubber of a kind used on motorcycles	102.159	644.091	185.206	1.323.790
4011500000	New pneumatic tyres, of rubber of a kind used on bicycles	188.173	1.068.891	315.479	1.230.354
4011610000	New pneumatic tyres, of rubber used on agricultural/forestry vehicles & machine	2.646	186.658	15.193	471.363
4011620000	New pneumatic tyres, of rubber, rim size < 61 cm, used on const/ind. vehicles mach.	3.286	141.380	17.141	480.749
4011630000	New pneumatic tyre, of rubber, rim size >= 61 cm, used on const/ind. vehicles mach	30.967	359.587	142.802	2.137.384
4011690000	New pneumatic tyre, of rubber, used for oth purpose	664.049	4.757.608	3.190.857	27.424.302
4011920000	Oth new pneumatic tyre, of rubber, used on agricul./forestry vehicles mach.	68.915	475.968	165.064	1.224.461
4011930000	Oth new pneumatic tyre, of rubber, rim size < 61 cm, used on const/ind. vehicles mach	172.124	1.835.124	133.475	2.294.501
4011941000	Oth new pneumatic tyre, of rubber, rim size >= 61 cm, used on earth mov. mach.	113.309	371.292	649.450	1.740.594
4011949000	Oth new pneumatic tyre, of rubber, rim size >= 61 cm, used for oth. purposer	315.617	3.382.594	2.074.670	23.990.001
4011991000	Oth new pneumatic tyre, of rubber, used on vehicles of chap. 87	1.328.546	10.915.400	6.964.967	77.058.560
4011992000	Oth new pneumatic tyre, of rubber, used on earth moving mach.	83.380	683.513	562.662	4.169.578
4011993000	Oth new pneumatic tyre, of rubber, used for oth, width > 450mm	15.360	39.880	138.674	222.470
4011999000	Oth new pneumatic tyre, of rubber, used for oth, width < 450mm	431.398	3.525.026	2.914.068	22.997.798
4012110000	Retreaded tyres, used on motor cars	112	2.335	1.469	11.003
4012129000	Retreaded tyres, used on buses/lorries, width >= 450mm	1.062	9.173	1.808	14.943
4012130000	Retreaded tyres, used on aircraft	7.249	45.813	50.802	232.044
4012191000	Retreaded tyres, used on motorcycles	0	24	0	38
4012192000	Retreaded tyres, used on bicycles	3	7.726	8	7.711
4012193000	Retreaded tyres, used on earth moving machinery	54	54	298	298
4012199000	Retreaded tyres, used for oth purposed	1.549	8.148	12.054	41.621
4012203000	Used pneumatic tyres, used on aircraft,	0	10.759	0	387.000

I.3. IMPOR MENURUT KOMODITI / IMPORT BY HS COMMODITY
*****AGUSTUS / AUGUST 2009 *****

HS	Uraian Komoditi Commodity Description	Berat Bersih / Net Weight (Kg)		Nilai / Value C.I.F (US\$)	
		Bulan ini Current Month	Kumulatif Cum.Jan. to date	Bulan ini Current Month	Kumulatif Cum.Jan. to date
4012209900	Used pneumatic tyres,used on othpurposes, oth than of furskin	85	150	361	943
4012901100	Solid tyres, of ext dia < 100 mmfor vehicles of chapter 87	1.237	7.910	9.808	45.459
4012901200	Solid tyres, 100 mm< ext dia < 100 mmfor vehicles of chapter 87	0	1.934	0	16.135
4012901300	Solid tyres,external diameter >250 mm,width<450mm, used of chap.87.09	0	480	0	8.310
4012901400	Oth solid tyres,external diameter > 250width<450mm, used of chap.87.	3.044	4.224	10.869	20.749
4012901500	Oth solid tyres,external diameter >250,width>450mm, used of chap.87.09.	0	442	0	1.614
4012901600	Oth solid tyres,external diameter>250mm,of a width > 450 mm	1.836	3.091	10.258	17.119
4012901900	Other solid tyres	11.348	41.763	42.691	170.283
4012902100	Solid tyres,enternal diameter <100 mm,	0	8	0	532
4012902900	Oth cushion tyres	0	2.716	0	11.627
4012907000	Replaceable tyre treads, width<450mm	0	24.434	0	29.669
4012908000	Tyre flaps	12.350	22.713	29.324	75.434
4012909000	Oth retreaded/used pneumatic,solid/cushion tyres, of rubber	57.587	325.982	174.360	1.247.480
4013101100	Inner tubes,of rubber,used on motor carwidth tyres<450mm	137.265	527.002	321.025	1.012.683
4013101900	Inner tubes,of rubber,used on motor carwidth tyres>450mm	54.269	127.179	89.258	146.850
4013102100	Inner tubes,of rubber,used on bus/lorriwidth tyres<450mm	21.759	108.429	67.287	192.750
4013102900	Inner tubes,of rubber,used on bus/lorriwidth tyres>450mm	53.625	214.718	59.613	344.448
4013200000	Inner tubes,of rubber,used on bicycles	66.466	332.412	83.260	383.680
4013901100	Inner tube,of rubber,use on earth movingwidth tyres<450mm	0	14.610	0	92.503
4013901900	Inner tube,of rubber,use on earth movingwidth tyres>450mm	1.298	46.550	5.315	35.922
4013902000	Inner tube,of rubber,used on motorcycleor motor scooters	540.707	2.915.441	348.206	2.429.619
4013903100	Inner tube,of rubber,used on oth vehicleof chap.87, width tyres<450mm	49	472	223	2.220
4013903900	Inner tube,of rubber,used on oth vehicleof chap.87, width tyres>450mm	101	50.880	268	39.064
4013904000	Inner tube,of rubber,used on aircraft	0	4	0	31
4013909100	Oth inner tube,of rubber,suitable forfitting to tyres of width<450mm	4.285	57.002	5.524	156.637
4013909900	Oth inner tube,of rubber,suitable forfitting to tyres of width>450mm	47.071	523.556	171.309	734.133
4014100000	Sheath contraceptives	29.912	367.388	283.162	3.820.158
4014901000	Teats for feeding bottles & similar kind	11.148	55.098	59.840	498.196
4014904000	Stoppers for pharmaceutical use	24.237	165.844	512.235	3.151.720
4014909000	Oth hygienic/pharmaceutical articles,ofvulcanised rubber	13.441	121.373	124.367	1.101.235
4015110000	Gloves, mittens & mitts, surgical	144.113	743.137	719.591	3.946.004
4015190000	Gloves, mittens & mitts, for otherpurposed	71.576	508.921	285.955	2.660.366
4015900000	Oth article of apparel, clothing accessfor all purposed	12.886	172.991	108.476	1.131.821
4016100000	Oth articles of vulcanised rubber otherof cellular rubber	48.551	159.871	323.057	990.858
4016911000	Mats	28.293	359.797	105.479	817.573
4016919000	Floor coverings	43.656	276.289	140.948	648.400
4016921000	Eraser tips	36.110	311.813	241.299	1.490.043
4016929000	Other erasers	39.173	316.368	65.504	1.151.470
4016931000	Gaskets, coverings & oth, packing forelectrolytic capacitor	32.867	172.302	616.195	2.384.100
4016939000	Oth gaskets, washers & oth seals	791.900	3.678.841	6.382.161	41.485.402
4016940000	Boat/dock fenders,whether/not inflatable	49.156	475.369	197.582	1.973.795
4016950000	Oth articles of vulcanised rubber,	17.307	136.520	40.542	901.003
4016991100	Oth article of vulcanised rubber,for vnhcof heading 87.02-87.05&87.11	198.419	1.707.201	2.680.847	19.027.105
4016991200	Oth article of vulcanised rubber,forvehicles 87.09,87.13,87.15&87.16	7.584	59.212	75.023	440.583
4016991700	Oth article of vulcanised rubber,forfor bicycles of heading 87.12	5.843	19.080	17.506	48.527
4016991900	Oth parts & access for vehicles ofrubber	15.767	117.638	192.419	775.935
4016992000	Parts & access of rotochutes ofheading 88.04	230	15.522	9.383	195.822
4016993000	Rubber bands	24.479	321.646	184.427	1.861.127
4016995100	Rubber rollers	218.790	819.044	708.588	2.660.292
4016995900	Oth article of a kind used in machinery/mechanical/electrical appliances, & oth	59.433	385.129	749.104	5.211.086
4016996000	Rail pad, of rubber	24	1.385	1.537	35.531
4016997000	Structural bearings including bridgebridge bearings, oth than rail pad	1.126	33.829	20.033	354.022
4016998000	Rubber grommets & rubber cover forautomotive wiring harness	37.458	334.726	522.114	4.456.161
4016999000	Oth articles of vulcanised rubber foroth purposed	191.297	1.929.817	1.059.347	11.330.987
4017000000	Hard rubber in all form,include waste &scrap, articles of hard rubber	91.000	345.287	265.519	1.475.534
4101200000	Whole hide & skin,weight/skin<8kg(simplydried), 10kg(dry-salt), 16kg(fresh)	551.641	2.401.879	220.178	1.053.067
4101500000	Whole hide & skin,of a weight >16 kg	263.925	1.174.333	152.750	683.806
4101900000	Oth raw hides & skin of bovine/equineanimals	241.160	2.811.984	79.147	969.841
4102100000	Raw skins of sheep/lambs with wool on	358	335.750	833	379.916
4102210000	Raw skins of sheep/lambs without wool on, pickled	94.740	403.186	191.355	1.344.514
4102290000	Oth raw skins of sheep/lambs withoutwool on, not pickled	290.068	999.306	177.892	591.036
4103200000	Raw hide & skin of reptiles	0	681	0	19.699
4103900000	Raw hide & skin of oth animal	647.154	2.224.905	395.059	1.271.126
4104110010	Bovine leather,vegetable pre-tannedfull grains, wet state	62.807	995.600	169.294	3.864.898
4104110090	Oth tanned/crust hide & skin of bovine,wet state, full grains	887.870	5.562.594	1.004.773	7.119.830
4104190000	Oth tanned/crust hide & skin of bovine,wet state, not full grains	289.622	2.309.914	415.998	4.563.924
4104410000	Crust vegetable (semi-tanned) hide &skins, full grains	108.061	1.658.226	1.216.528	23.320.246
4104490000	Oth crust vegetable (semi-tanned) hide& skin, full grains	245.985	1.533.706	1.562.880	15.041.025
4105100000	Tanned/crust skins of sheep/lamb,without wool on, in the wet state	97.292	477.931	700.872	3.637.386
4105300000	Tanned/crust skins of sheep/lamb,without wool on, in dry state	780	20.239	72.838	1.206.505
4106210000	Tanned/crust hide & skin of goat/kid,in the wet state	0	792	0	7.613
4106220000	Tanned/crust hide & skin of goat/kid,in the dry state	0	4	0	21

I.3. IMPOR MENURUT KOMODITI / IMPORT BY HS COMMODITY

***AGUSTUS / AUGUST 2009 ***

H S	Uraian Komoditi Commodity Description	Berat Bersih / Net Weight (Kg)		Nilai / Value C.I.F (US\$)	
		Bulan ini Current Month	Kumulatif Cum.Jan. to date	Bulan ini Current Month	Kumulatif Cum.Jan. to date
4106310000	Tanned/crust hide & skin of swine in the wet state	0	10	0	145
4106320000	Tanned/crust hide & skin of swine in the dry state	102	7.437	228	160.009
4106401000	Tanned/crust hide & skin of reptiles,	0	1	0	4
4106920000	Oth tanned/crust hide & skin of oth, animals in the dry state	343	32.239	35.416	3.149.778
4107110000	Whole hides&skins,full grains,unsplitsof bovine/eguine animals	35.178	318.770	623.337	5.684.083
4107120000	Whole hides & skins,grains splits,ofbovine/eguine animals	28.535	374.315	409.572	5.966.756
4107190000	Oth whole hides & skins,of bovine/eguine animals, in oth form	75.736	1.127.329	2.018.601	22.023.941
4107910000	Oth whole hide & skin,including side,ofbovine/eguine animals, full grains	15.121	151.778	219.654	2.910.492
4107920000	Oth whole hide & skin,including side,ofbovine/eguine animals, grain splits	17.577	390.462	458.827	6.465.621
4107990000	Oth whole hide & skin,including side,ofbovine/eguine animals, in oth forms	80.361	1.031.906	700.019	9.946.649
4112000000	Leather further prepared after tanning,oth than leather of heading 41.14	15.311	194.069	520.092	4.334.155
4113100000	Leather further prepared after tanning,of goats or kids	9.171	114.695	342.175	4.278.442
4113200000	Leather further prepared after tanning,of swine	19.089	178.227	229.329	2.359.832
4113300000	Leather further prepared after tanning,of reptiles	0	200	0	89.013
4113900000	Leather further prepared after tanning,of oth animals	3.553	37.185	104.449	829.943
4114100000	Chamois (including combinationchamoss leather	28.589	272.538	132.708	2.055.756
4114200000	Patent leather & patent laminatedleather, metalised leather	77.256	685.752	1.313.052	9.552.498
4115100000	Composition leather with basis ofleather in slabs, sheets/strip	9.535	104.290	299.828	1.664.541
4115200000	Paring&oth waste/of composition leather,not suitable for manuf. of leather artic	45	39.889	373	37.558
4201000000	Saddlery & harness for any animalof any materials	37	55.225	414	252.084
4202111000	School satchel,with outer surface ofleather, compositions/patent leather	47.189	185.873	155.121	534.147
4202119000	Trunk,suit,vanity,executive,brief-caseswith outer surface of leather	34.396	151.176	281.546	2.018.316
4202121000	School satchel,with outer surface ofplastics/textile materials	7.669	178.452	11.999	317.211
4202129000	Trunk,suit,vanity,executive,brief-casesw out surface of plastics/textile mat.	579.005	3.149.342	1.480.990	9.371.853
4202191000	School satchel,trunk,suit,vanity,brief,of wood, iron, steel or zinc	103	47.373	1.085	37.710
4202199000	School satchel,trunk,suit,vanity,brief,ot oth materials	203.406	763.352	881.484	3.085.176
4202210000	Hand bag with outer surface of leatheror of patent leather	110.168	525.570	761.567	4.653.063
4202220000	Hand bag with outer surface of plasticsheeting or of textile materials	396.688	1.441.420	2.039.371	9.953.864
4202290000	Hand bag with other outer surface	273.954	1.597.064	1.156.235	5.983.641
4202310000	Artcl in pocket/hand bag with outersurface of leather or of patent leather	24.649	172.337	220.314	1.475.201
4202320000	Artcl in pocket/hand bag with outersurface of plastics or of textile	61.160	254.463	430.658	1.888.969
4202390000	Article of kind normally carried pocketor in handbag with outer srfc of other	42.043	241.431	118.594	809.788
4202911000	Sport bags,with outer surface of leathercomposition leather/of patent leather	9.425	16.175	24.174	91.251
4202919000	Oth artcls with outer surface of leatheror of patent leather	12.208	60.372	84.748	770.051
4202921000	Bowling bags with outer surface ofplastic or of textile materials	1.201	10.223	2.814	88.525
4202929000	Other articles with outer surface ofplastic or of textile materials	49.971	209.994	391.664	1.996.457
4202991000	Bags, with outer surface of copper	189	671	1.071	5.818
4202999000	Oth than trunk, suit-cases,handbags,& similar containers	39.234	450.298	233.875	1.582.873
4203100000	Articles of apparelof leather or of composition leather.	6.111	26.253	120.703	590.194
4203210000	Gloves,mittens & mitts speciallydesigned for use in sports of leather	2.806	15.012	38.458	164.574
4203291000	Protective work gloves of leather orof composition leather	40.023	187.622	166.854	715.563
4203299000	Oth gloves, mittens & mitts of leatheror of composition leather	14.979	52.270	27.168	208.307
4203300000	Belts & bandoliers of leatheror of composition leather	161.915	538.889	382.940	2.139.677
4203400000	Oth clothing access of leatheror of composition leather	3.899	29.255	31.578	456.047
4205001000	Oth articles of leather or ofcomposition leather, boot laces ; mats	2.054	37.230	30.584	489.827
4205002000	Oth articles of leather,industrial safety belt & harnesses	4.641	58.466	23.607	319.463
4205003000	Leather strings or cords for jewelry orfor personal adornment	31	19.247	160	63.482
4205004000	Oth articles of leather/of compositionleather of a kind used in machinery	20.609	53.938	270.080	774.455
4205009000	Oth articles of leather oth thanboot laces,safety belt & leather string	15.579	70.744	89.577	447.289
4206000000	Articles of gut of goldbeaters skinof bladders or of tendons	6	115	180	1.325
4301100000	Raw furkins of mink, whole, with orwithout head, tail or paws	0	25.825	0	40.997
4301300000	Raw furkins of lamb, the followingastrakhan,broadtail, caracul, persian	0	74	0	1.046
4301800000	Oth furskins, whole, with orwithout head, tail or paws	29	750	13.849	99.223
4302190000	Tanned or dressed furskins, oth thanof mink & of lamb	2.601	4.493	10.048	64.723
4302300000	Tanned or dressed furskins, whole skins& pieces or cuttings thereof assembled	0	1	0	15
4303100000	Articles of apparel, clothing accessof furskin	2.465	11.351	45.673	167.967
4303902000	Article for industrial purposes,oth than of furskin	0	371	0	1.330
4303909000	Oth than sport bag & article for industpurposes, oth than of furskin	0	1	0	50
4304001000	Artificial fur	0	480	0	4.494
4304002000	Article for indust purposesof artificfal fur	89	1.188	1.687	27.879
4304009100	Sport bags of artificial fur	0	6.830	0	19.425
4304009900	Artificial fur&articles thereof otharticle find purposes&sport bags	104	1.451	84	12.364
4401100000	Fuel wood,in logs,in billets,in twigsfaggots or in similar forms	1.110.722	1.519.323	333.312	576.920
4401210000	Coniferous, wood in chips or particles	110	5.009.131	1.277	442.449
4401220000	Non-coniferous	6.930	16.474	4.361	10.856
4401300000	Sawdust & wood waste & scrap,whetheror not agglomerat in logs,briquet,pellet	167.007	1.173.747	76.744	454.771
4402900000	Wood charcoal(including shell or nutcharcoal), of oth than bamboo	13.931	85.711	19.276	101.767
4403101000	Baulks, wood in the rough,treated withpaint,stains,creosote/oth preservatives	24.739	175.752	27.256	196.621
4403109000	Oth baulk,sawlog,pit-props,poles,pilestreated with paint	164.847	5.944.734	99.159	2.576.586
4403209010	Coniferous,oil damar, pulpwood	0	1.505	0	10.110
4403209090	Oth wood in the rough	353.695	633.007	65.302	129.903
4403411000	Baulks of dark red meranti, lightred meranti & meranti bakau	0	102.049	0	56.654

I.3. IMPOR MENURUT KOMODITI / IMPORT BY HS COMMODITY
*****AGUSTUS / AUGUST 2009 *****

HS	Uraian Komoditi Commodity Description	Berat Bersih / Net Weight (Kg)		Nilai / Value C.I.F (US\$)	
		Bulan ini Current Month	Kumulatif Cum.Jan. to date	Bulan ini Current Month	Kumulatif Cum.Jan. to date
4403419090	Oth pulp,bauk,of dark red merantilight red meranti & meranti bakau	82.726	1.169.111	3.845	52.199
4403491000	Oth baulks of dark red meranti lightred meranti & meranti bakau	0	6.665	0	9.863
4403499010	Pulpwood of oth tropical wood	0	53.550	0	206.924
4403499090	Oth pulp,bauk,sawlog,pit props,poles of tropical wood	25.220	57.218	25.607	90.497
4403911000	Baulks, sawlogs and veneer logs of oak	308.056	2.220.972	89.700	781.659
4403919010	Pulpwood of oak	0	50.430	0	15.296
4403919090	Oth pulp,bauk,sawlog,pit props,polesof oak	2.207.931	8.555.325	783.074	3.101.906
4403921000	Baulks, sawlogs and veneer logsof beech	0	177.209	0	50.111
4403929090	Oth pulp,bauk,sawlog,pit props.pole ofbeech,oth thn pulpwood	21.200	258.610	13.805	136.476
4403991000	Baulks, oth meranti,beech,oak,tropical wood,ramin,keruing,kapur	0	88.443	0	212.034
4403999090	Oth pulp,bauk,sawlog,pit props,poles ofmeranti,tropic wood,ramin,keruing,kapur	344.332	2.427.242	41.363	349.894
4404200000	Hoopwood, split poles;piles, picket& the like of non coniferous	36.400	126.444	7.988	25.331
4405000000	Wood wool, wood flour.	117.514	780.259	85.061	531.116
4406100000	Railway or tramway sleepers(cross-ties)of wood not impregnated	0	1	0	20
4406900000	Railway or tramway sleepers(cross-ties)of wood impregnated	0	47.973	0	45.978
4407100010	Coniferous,planed of a thickness > 6mm	617.461	6.698.077	409.917	3.876.014
4407100020	Coniferous,sanded or end jointedthickness>6mm	19.807	152.045	9.357	179.039
4407100090	Coniferous,oth sanded or end jointed& planed, thickness>6mm	5.248.846	38.150.735	2.374.140	20.523.905
4407210010	Mahogany, planed, thickness>6mm	0	4.333	0	13.500
4407210020	Mahogany,sanded or end jointedthickness>6mm	0	22.640	0	34.633
4407210090	Mahogany,oth planed, sandedend jointed,thickness>6mm	0	105.131	0	102.130
4407220090	Virola,imbuia&balsa,oth planed, sandedor end jointed,thickness>6mm	0	472	0	607
4407251010	Dark meranti/light red meranti,planedthickness>6mm	0	920.432	0	959.161
4407251020	Dark meranti/light red meranti,sandedor end jointed,thickness>6mm	0	213	0	487
4407251090	Dark meranti/light red meranti, othplaned,sanded thickness>6mm	456.232	9.275.529	231.956	4.810.146
4407252090	Meranti bakau oth sanded endjointed&planed, thickness>6mm	5.906	5.906	10.363	10.363
4407260090	White lauan,meranti,seraya,yellowmeranti,alan,oth planed&sanded,thick>6mm	0	14.777	0	10.656
4407270090	Sapelli other planed, sanded orend jointed,thickness>6mm	267	1.495	642	3.705
4407280090	Iroko other planed, sanded orend jointed,thickness>6mm	0	184.064	0	204.653
4407291110	Wood, planed of jelutongthickness>6mm	0	22.178	0	16.473
4407293110	Kempas wood,planedthickness>6mm	0	966	0	2.300
4407293900	Kempas oth planed&sanded orend jointed, thickness>6mm	35.331	224.380	31.895	234.407
4407295900	Ramin wood, oth planed&sanded orend jointed,thickness>6mm	0	1	0	3.864
4407296120	Teak wood sanded or end-jointed,thickness>6mm	0	164.849	0	59.308
4407296900	Teak wood,oth planed&sanded orend jointed, thickness>6mm	207.794	901.367	232.371	1.156.987
4407297010	Balau wood, planedthickness>6mm	0	302	0	562
4407297090	Balau wood,oth planed&sanded orend jointed, thickness>6mm	1.502	146.929	5.984	289.524
4407298090	Mengkulang wood,oth planed&sandedor end jointed, thickness>6mm	0	5.858	0	4.556
4407299000	Oth tropical wood, oth sanded or endjointed&planed,thickness>6mm	114.064	2.208.937	69.103	2.099.628
4407910010	Oth of oak wood, planedthickness>6mm	0	264.264	0	168.244
4407910020	Oth of oak wood, sanded or endjointed, thickness>6mm	0	80.484	0	123.166
4407910090	Oth of oak wood,oth planed&sandedor end jointed, thickness>6mm	1.142.192	8.970.111	729.582	6.341.031
4407920010	Oth of beech wood,planedthickness>6mm	2.203	31.794	25.958	35.229
4407920020	Oth of beech wood, sanded or endjointed, thickness>6mm	0	103.035	0	108.380
4407920090	Oth of beech wood,oth planed&sandedor end jointed, thickness>6mm	68.370	1.545.188	63.585	876.065
4407930010	Oth of maple wood,planedthickness>6mm	63.926	158.041	140.616	359.338
4407930020	Oth of maple wood, sanded or endjointed, thickness>6mm	0	775.100	0	604.481
4407930090	Oth of maple wood,oth planed&sandedor end jointed, thickness>6mm	593.258	2.102.485	163.138	1.601.056
4407940090	Oth of cherry wood,oth planed&sandedor end jointed, thickness>6mm	372.364	617.137	179.788	315.861
4407950010	Oth of ash wood,planedthickness>6mm	0	2.146	0	13.581
4407950020	Oth of ash wood, sanded or endjointed, thickness>6mm	0	8.285	0	12.767
4407950090	Oth of ash wood,oth planed&sandedor end jointed, thickness>6mm	163.454	513.830	374.260	979.351
4407990010	Oth wood sawn or chipped lengthwise,sliced or peeled, planed thikness>6mm	152.027	3.415.206	75.028	1.360.119
4407990020	Oth wood sawn or chipped lengthwise,sanded or end jointed thikness>6mm	0	177.750	0	193.454
4407990090	Oth wood sawn or chipped lengthwise,planed or sanded thikness>6mm	1.252.875	14.374.281	836.712	10.089.260
4408101000	Cedar wood slats prepared for pencilmanufact;radiata pinewood for blockboard	40.190	458.625	21.414	716.577
4408103000	Face veneer sheets, coniferous	392	1.438.459	1.840	1.052.686
4408109000	Coniferous,oth cedar wood slats,faceveneer sheets	599.531	1.610.553	320.070	1.727.950
4408310000	Dark red meranti, light red meranti andmeranti bakau of the tropical wood	91.484	565.001	51.120	338.110
4408391000	Jelutong wood slats prepared forpencil manufact	0	138	0	3.559
4408399000	Oth jelutong wood and oth woodprepared for pencil manufact	74.031	1.616.265	99.847	2.661.809
4408900000	Oth sheets for veneering and of tropical wood of thickness < 6 mm	757.050	3.817.235	1.322.660	6.125.119
4409100000	Coniferous wood cotin shaped	0	237.298	0	242.594
4409210000	Non coniferos wood cotin shapedof bamboo	26.284	94.241	25.133	81.630
4409290000	Oth non coniferous oth teak stripsfriezes for parquet flooring	70.395	426.594	141.749	635.028
4410110000	Particle board & similar board of wood	25.027.517	92.917.472	5.518.543	20.244.016
4410120000	Oriented strand & waferboard of wood	50.986	240.719	23.546	103.959
4410190000	Oth particle board,oriented strand board(osb) of wood	658.209	5.859.539	259.354	2.445.151
4410900000	Particle board & similar board ofother ligneous materias	19.282	1.715.471	27.659	679.988
4411120000	Medium density fibreboard (mdf)of a thickness < 5mm	2.367.368	16.282.756	811.217	6.251.683
4411130000	Medium density fibreboard (mdf)of a thickness > 5mm and < 9 mm	452.831	3.043.838	165.800	1.518.463
4411140000	Medium density fibreboard (mdf)of a thickness > 9 mm	5.612.031	20.889.296	2.033.237	8.025.577

I.3. IMPOR MENURUT KOMODITI / IMPORT BY HS COMMODITY
*****AGUSTUS / AUGUST 2009 *****

H S	Uraian Komoditi Commodity Description	Berat Bersih / Net Weight (Kg)		Nilai / Value C.I.F (US\$)	
		Bulan ini Current Month	Kumulatif Cum. Jan. to date	Bulan ini Current Month	Kumulatif Cum. Jan. to date
4411920000	Oth fibreboard of a density >0,8g/cm3	218.392	4.315.845	360.439	2.374.294
4411930000	Oth fibreboard of 0,5g/cm<density<0,8g/cm3	1.787.352	6.890.225	626.169	2.567.269
4411940000	Oth fibreboard of a density <0,5g/cm3	677.027	1.570.253	233.185	569.914
4412100000	Plywood,veneered panel&similar laminated of bamboo	11.102	259.381	49.491	445.972
4412310000	Oth plywood,each thick.<6mm with atleast one outer ply of tropical wood	372.283	1.817.702	237.916	1.167.822
4412320000	Oth plywood,each thick.<6mm with atleast one outer ply of non coniferous	0	17.292	0	134.229
4412390000	Oth plywood consisting solely of sheetsof wood of each thick < 6 mm	3.086.581	11.117.296	1.667.376	6.207.605
4412940000	Oth plywood of blockboard,laminboardand battenboard	139.051	246.375	87.980	212.014
4412990000	Veneered panels&similar w/at least oneother wood	1.780.839	7.918.220	991.735	4.540.034
4413000000	Densified wood, in blocks,plates,stripsof profile shapes.	26.253	199.027	46.880	650.289
4414000000	Wooden frames for paintings, photo-graphs mirrors or similar objects.	4.827	206.745	16.510	366.071
4415100000	Cases, boxes, crates, drums & similarpackings; cable-drums	466.158	1.282.605	131.721	571.540
4415200000	Pallets,box pallets& other load boards;pallet collars	62.904	673.872	225.448	1.270.323
4416009000	Casks,barrels,vats,tubs&other coopersproducts & parts thereof, of wood	57	4.254	117	13.477
4417000000	Tools,tool bodies,tool handles,broom orbrush bodies & handles, of wood	129.368	788.994	339.551	1.994.597
4418100000	Windows,french-windows&their framesof wood	0	2.759	0	7.006
4418200000	Doors & their frames & thresholdsof wood	16.979	140.444	19.872	312.676
4418400000	Shuttering for concrete construal workof wood	0	387	0	864
4418500000	Shingles & shakes of wood	0	46.211	0	151.041
4418600000	Posts and beams of wood	0	23.654	0	28.340
4418710000	Assembled flooring panels for mosaicfloors of wood	0	104	0	687
4418720000	Assembled flooring panel for multilayerof wood	0	86.517	0	158.726
4418790000	Oth assembled flooring panels of wood	19.613	746.589	15.847	663.818
4418901000	Cellular wood panelscellular wood panels	0	8	0	1.828
4418909000	Other builders joinery & carpentryof wood	160.224	2.411.743	138.898	2.169.872
4419000000	Tableware and kitchenware, of wood.	20.964	89.347	16.216	111.591
4420100000	Statuettes & oth ornaments, of wood	2.183	22.994	11.999	101.698
4420901000	Wooden articles of furniture not fallingin chapter 94	99	55.395	291	137.734
4420909000	Oth wood marquetry and inlaid,casketand similar articles of wood	26.711	213.424	185.488	1.484.558
4421100000	Clothes hangers of wood	66.525	345.108	218.341	1.461.543
4421901000	Spools, cops & bobbins, sewing threadreels and the like of wood	613	6.762	5.540	45.080
4421902000	Match splints	0	1.366	0	17.846
4421903000	Wooden pegs or pins for footwear	0	21.127	0	25.830
4421904000	Candy-sticks, ice-cream sticks & icecream spoons	42.365	315.390	21.358	211.362
4421907000	Fans & handscreens, frames & handlesof wood	2.718	43.119	3.367	42.106
4421908000	Toothpicks of wood	83.037	295.541	42.298	193.567
4421909100	Horse and bullock gear of wood	383	543	2.333	4.485
4421909200	Prayer beads of wood	4	10.771	15	22.797
4421909900	Other wooden articles	46.545	339.645	180.302	1.231.275
4501100000	Natural cork, raw or simply prepared	157	3.104	1.093	19.971
4501900000	Waste cork; crushed, granulated orground cork.	4	6.600	8	30.359
4502000000	Natural cork,debarbed or roughly squaredor in rectangular (includ square)blocks	6.282	18.080	5.710	64.492
4503100000	Corks and stoppers	20	17.019	412	52.717
4503900000	Other articles of natural cork.	14.834	75.852	17.176	96.202
4504100000	Blocks, plates, sheets & strip; tiles ofany shape; of agglomerated cork	7.375	27.482	25.261	170.383
4504900000	Other articles of agglomerated cork	66.265	201.270	132.201	487.231
4601210000	Mats, matting and screens of vegetablematerials of bamboo	34.055	170.371	30.456	126.785
4601220000	Mats, matting and screens of vegetablematerials of rattan	8	351	3.136	11.467
4601290000	Oth mats,matting & screens of vegetablevegetable of material	0	27.589	0	71.254
4601921000	Plaits and similar products of plaitingmaterial of bamboo	0	16.809	0	29.838
4601929000	Other products of bamboo	16.717	22.099	33.322	37.158
4601939000	Other products of rattan	102	102	84	84
4601941000	Plaits and similar products of plaitingmaterial of vegetable materials	0	125	0	2.010
4601949000	Other products of vegetable material	0	170	0	13.587
4601991000	Mats and matting of other material	2.124	7.151	4.994	36.581
4601992000	Plaits & similar products of plaitingof other material	6.663	24.755	27.466	85.962
4601999000	Screens of other material	7.452	38.065	13.410	74.578
4602110000	Basketwork, wickerwork & other articles,of vegetable material of bamboo	1.280	97.991	2.572	276.920
4602120000	Basketwork, wickerwork & other articles,of vegetable material of rattan	1	47	24	171
4602190000	Basketwork, wickerwork & other articles,other vegetable material	169	11.720	2.529	29.728
4602900000	Basketwork, wickerwork & other articles,of other materials	8.206	19.868	34.005	80.837
4701000000	Mechanical wood pulp.	16.633.621	93.526.856	7.544.912	40.410.070
4702000000	Chemical wood pulp, dissolving grades.	24.130.326	123.384.305	16.847.582	93.371.240
4703110000	Chemical wood pulp, soda, oth than dissolving grades,unbleached,coniferous	3.452.875	17.526.459	1.729.806	9.259.582
4703210000	Chemical wood pulp, soda, oth than dissolving grades,bleached,coniferous	58.752.665	283.202.041	31.815.530	147.032.898
4703290000	Chemical wood pulp, soda, oth than dissolving grades,bleached,non coniferous	19.043.110	95.700.079	8.738.154	43.406.658
4704110000	Chemical wood pulp,sulphite,oth than dissolving grades,unbleached,coniferous	4.605.626	10.547.792	1.889.849	4.256.647
4704210000	Chemical wood pulp,sulphite,oth than dissolving grades,bleached,coniferous	817.326	7.996.552	481.563	5.358.940
4704290000	Chemical wood pulp,sulphite,oth than dissolving grades,bleached,non coniferous	2.192	69.913	4.932	122.391
4705000000	Wood pulp obtained by a combination ofmechanical & chemical pulping processes:	6.622.328	35.542.942	3.005.066	15.282.370
4706100000	Cotton linters pulp	483.836	3.338.071	1.255.850	7.323.536
4706200000	Pulps of fibres derived from recovered(waste & scrap) paper or paperboard	113	139	1.884	2.885

I.3. IMPOR MENURUT KOMODITI / IMPORT BY HS COMMODITY

***AGUSTUS / AUGUST 2009 ***

H S	Uraian Komoditi Commodity Description	Berat Bersih / Net Weight (Kg)		Nilai / Value C.I.F (US\$)	
		Bulan ini Current Month	Kumulatif Cum.Jan. to date	Bulan ini Current Month	Kumulatif Cum.Jan. to date
4706300000	Pulps of fibres derived from recovered of oth than bamboo	0	4.738	0	67.588
4706910000	Mechanical pulps of fibres derived from recovered paper or paperboard	419.295	1.388.243	225.811	811.089
4706920000	Chemical pulps of fibres derived from recovered paper or paperboard	208.744	1.176.661	620.200	3.182.522
4707100010	Unbleached kraft paper or paperboard for paper making purposes	112.262.564	858.625.231	16.181.603	103.847.983
4707100090	Unbleached kraft paper or paperboard for oth purposes	50	221	510	4.252
4707200010	Oth paper, bleached chemical pulp, not colored, for paper making purposes	3.672.190	8.737.935	898.481	2.152.141
4707200090	Oth paper, bleached chemical pulp, not colored, for oth purposes	3.490	5.654	5.969	11.305
4707300010	Paper made mainly of mechanical pulp for paper making purposes	84.839.202	501.191.439	13.752.815	71.794.480
4707300090	Paper made mainly of mechanical pulp for oth purposes	0	638	0	454
4707900010	Other paper, unsorted waste & scrap, for paper making purposes	7.012.513	131.949.703	973.693	11.981.037
4707900090	Other paper, unsorted waste & scrap, for oth purposes	17.442	18.184	29.714	38.115
4801001000	Newsprint, in rolls or sheets, weighing not more than 55 g/m2	1.003.411	1.060.123	503.217	558.046
4801009000	Newsprint, in rolls or sheets, weighing more than 55 g/m2	93.260	971.513	35.328	612.236
4802100000	Hand-made paper and paperboard	9.618	33.771	20.578	186.102
4802200000	Paper and paperboard of a kind used as for photo sensitive, heat-sensitive	36.303	552.903	94.184	937.432
4802400000	Wallpaper base	34.901	185.586	230.693	554.694
4802541000	Paper, no fibres used in manufac gypsboard computer cards, weight <40g/m	24.958	104.142	22.461	221.715
4802549010	Aluminium base paper weighing <20gm2 in rolls >15cm	30.360	398.181	64.789	318.980
4802549090	Oth carbonising base paper weighing <20gm2 in rolls >15cm	1.855.387	2.776.510	758.964	1.574.807
4802552100	Fancy paper and paperboard, in rolls of width of = < 15 cm	0	1.208	0	35.001
4802552900	Fancy paper and paperboard, other than in roll of with of >15cm	419	4.325	9.835	20.789
4802559000	Paper, no fibres, for other purpose 40 < weight <150 g/m, roll	3.680.144	7.067.871	2.953.143	6.605.010
4802562100	Fancy paper and paperboard, in rectangular = <36cm oth side =15cm	0	411	0	5.056
4802562900	Oth fancy paper & paperboard	903	1.955	4.464	8.045
4802569000	Paper, no fibres, for other purpose 40 < weight <150 g/m, sheet	999.404	1.028.803	754.981	845.766
4802570000	Other paper & paperboard, weight >40g/m2 and = < 150g/m2	1.133.904	1.913.617	819.725	1.558.778
4802582100	Fancy paper and paperboard, in roll width = <15cm/in rectang sheet <36cm & oth side	3.877	3.882	14.373	14.419
4802582900	Fancy paper and paperboard, oth in roll width = <15cm/in rectang sheet <36cm	13.447	121.131	42.155	161.962
4802589000	Oth paper, no fibres, for other purpose weight >150 g/m	1.215.096	6.078.283	745.216	3.562.240
4802611000	Paper, fibres >10%, aluminium paper, in rolls	0	7.086	0	5.092
4802619000	Paper, fibres >10%, oth aluminium paper, banknotes, printing, writing, in rolls	711.846	3.188.793	674.675	2.874.006
4802621000	Paper, fibres, aluminium paper base in sheets with 435 < one side <297mm	0	893	0	4.112
4802629000	Oth paper, fibres, for other purpose, in sheets with 435 < one side <297mm	0	79.854	0	162.251
4802690000	Oth paper, fibres, for other not purpose, of fibres >10%, paper in roll	812.875	5.432.115	831.135	4.951.207
4803003000	Cellulose wadding not further worked than being color, marble throughout the mass	1.048	32.705	9.562	130.690
4803009000	Oth cellulosa wading & tissue paper for toilet/facial tissue stock & similar paper	238.806	1.420.632	556.567	3.086.583
4804111000	Kraftliner paper & paperboard, in rolls or sheets, unbleached	248	184.670	1.716	279.285
4804119000	Kraftliner paper & paperboard, in rolls or sheets, bleached	2.241.674	20.857.094	1.093.303	9.199.716
4804191000	Kraftliner paper & paperboard, oth than of kind used in mfr of gypsum boards	56	23.438	254	49.593
4804199000	Oth kraftliner paper & paperboard	2.391.434	8.496.630	1.150.322	4.430.596
4804211000	Sack kraft paper for making cement bag in rolls or sheets, unbleached	3.218.663	39.789.812	2.488.216	36.959.182
4804219100	Sack kraft paper for making cement bag in rolls or sheets, bleached	138.644	237.362	110.745	204.783
4804219900	Oth sack kraft paper for making cement bag in rolls or sheets, unbleached	331.778	1.709.504	270.791	1.300.650
4804291000	Composite papers, in rolls or sheets	0	226.421	0	150.175
4804299000	Oth composite papers, in rolls or sheets	429.415	2.238.388	301.166	1.532.717
4804311000	Elect grade insulating kraft paper, weighing 150 g/m, unbleached	16.395	72.947	218.805	1.027.568
4804313000	Wet strenght 40g to 60g, for plywood adhesive tape, weigh 150g/m, unbleached	0	26.635	0	39.325
4804319000	Oth kraft paper & wet strenght weighing 150 g/m, unbleached	934.290	5.194.972	756.615	4.363.791
4804391000	Adhesive tape, 40-60g, used in mfr. weight = < 150g/m2, bleached	121.965	1.047.794	100.309	880.998
4804399000	Adhesive tape, 40-60g, not used in mfr., weigh = < 150g/m2, bleached	112.905	1.128.436	117.398	1.272.734
4804411000	Elect grade insulating kraft paper, 150 < weighing < 225 g/m, unbleached	183.418	330.345	266.762	419.602
4804419000	Oth elect grade insulating kraft paper, 150 < weighing < 225 g/m, unbleached	561.567	1.631.156	457.243	1.154.152
4804420000	Bleached uniformly throughout the mass & >95% wood fibres, 150 < weigh < 225 g/m	79.886	856.081	192.707	1.561.060
4804490000	Other kraft paper & paperboard 150 < weighing < 225 g/m	2.145	491.060	5.250	414.981
4804511000	Elect grade insulating kraft paper, pressboard weighing >600g/m, unbleached	6.165	19.049	3.282	11.733
4804519000	Oth wet strenght 40g to 60g, for plywood adhesive tape, weigh >225g/m, unbleached	180.306	1.192.709	107.839	648.919
4804529000	Bleached oth of kind used in the mfr of gypsum boards	0	88.991	0	34.332
4804590000	Other kraft paper & paperboard weighing 225 g/m or more	162.125	842.438	132.883	809.191
4805110000	Uncoated paper & paperboard, semichemical fluting paper, rolls or sheets	761.519	7.215.536	265.712	3.052.118
4805129000	Uncoated paper & paperboard, oth semichemical, straw fluting paper, rolls, sheets	123.412	126.075	109.756	133.338
4805191000	Uncoated paper & paperboard, oth fluting paper	174.168	1.421.402	104.355	783.251
4805199000	Oth uncoated paper and paperboard, in rolls or sheets	1.051.462	7.518.157	330.331	2.609.568
4805240000	Uncoated paper & paperboard, testliner weighing 150 g/m2 or less	615.626	3.937.865	216.303	1.092.850
4805251000	Uncoated paper & paperboard, testliner weighing >= 150 g/m2	0	563.893	0	198.031
4805259000	Uncoated paper & paperboard, testliner oth of weighing >= 150 g/m2	658.436	3.448.291	312.367	1.419.480
4805301000	Paper, sulphite wrapping paper, colored match wrapping paper	10.452	10.452	10.607	10.607
4805309000	Paper, sulphite wrapping paper, oth colored match wrapping paper	15.879	79.715	21.610	131.134
4805400000	Filter paper and paperboard	303.967	1.943.649	911.142	6.463.861
4805500000	Felt paper and paperboard	291	6.858	4.270	50.875
4805911000	Paper used as packing of flat glass product, resin <0.6% wg <150g/m	82	3.236	563	33.767
4805919000	Uncoated paper & paperboard, oth blotting, & joss paper, weighing 150g/m or less	138.097	981.913	106.670	818.115
4805929000	Uncoated paper & paperboard of oth 150 < weighing < 225g/m	1.446.112	6.378.418	712.784	5.460.178

I.3. IMPOR MENURUT KOMODITI / IMPORT BY HS COMMODITY
*****AGUSTUS / AUGUST 2009 *****

H S	Uraian Komoditi Commodity Description	Berat Bersih / Net Weight (Kg)		Nilai / Value C.I.F (US\$)	
		Bulan ini	Kumulatif	Bulan ini	Kumulatif
		Current Month	Cum.Jan. to date	Current Month	Cum.Jan. to date
4805931000	Multi-ply paper and paperboard of weighing > 225g/m2	9.787	236.175	6.168	116.609
4805939000	Uncoated paper&paperboard,of other weighing > 225g/m2	872.356	2.707.413	561.261	2.155.492
4806100000	Vegetable parchment	68.291	546.415	161.149	1.256.662
4806200000	Greaseproof papers	57.909	581.354	68.186	882.410
4806300000	Tracing papers	19.294	115.389	30.737	265.484
4806400000	Glassine and other glazed transparent or translucent papers	518.455	4.195.106	657.087	7.978.915
4807000000	Composite paper and paperboard not surface-coated or impregnated	1.566.539	6.802.646	725.694	3.850.828
4808100000	Corrugated paper&paperboard,whether or not perforated,in rolls or sheets	174.151	2.709.532	198.634	1.533.230
4808200000	Sack kraft paper,creped,crinkled,whether,not embossed or perforat,rolls or sheets	19.954	77.377	166.456	496.368
4808300000	Oth kraft paper,creped or crinkle,whether or not embossed or perforated	7.652	148.515	34.314	314.809
4808901000	Paper&paperboard,embossed paper fancy paper used printing,cover,lining	269	6.231	5.672	28.024
4808909000	Paper&paperboard,oth embossed fancy paper used printing,cover,lining	151.242	618.684	211.934	924.172
4809200000	Self-copy paper	5.729	85.777	14.557	172.775
4809900000	Other self-copy paper	164.286	876.397	331.862	1.739.201
4810134000	Paper&paperboard for photo,heat,elect.in rolls papers of width <15cm	2.771	16.365	7.584	57.645
4810135000	Paper&paperboard for photo,heat,elect.in rolls papers of oth width <15cm	20.568	62.596	40.242	103.893
4810139010	Banknotes paper, in rolls of a width <= 15 cm	0	410.595	0	5.301.293
4810139090	Oth coated writing and printing paper banknotes paper,in rolls	2.133.612	11.115.366	2.089.125	10.751.206
4810145000	Paper&paperboard for photo,heat,elect.sensitive 297<one side<435mm,in sheets	0	3	0	76
4810146000	Paper&paperboard for photo,heat,elect.of width < 15cm	312	3.999	1.324	17.317
4810149090	Oth coated writing & printing paper banknotes paper,in sheets	10.692	32.167	31.891	70.851
4810190010	Other Banknotes paper	317.307	828.220	2.942.186	8.176.430
4810190090	Oth banknotes paper,coated writing&printing paper, one side>435mm	305.667	1.145.279	537.429	4.254.739
4810223000	Paper&paperboard for photo,heat,elect.sensitive,light weight coated paper	19.473	181.581	19.084	188.345
4810224000	Paper&paperboard, oth in rollof a width 15cm<one side<36cm,unfolded	0	18	0	293
4810229000	Oth aluminium paper base, light-weight coated paper	1.063.666	5.293.219	996.934	5.333.074
4810294000	Oth paper&paperboard for photo,heat,elect oth light weight coated paper	38	356	53	1.743
4810295000	Oth paper&paperboard, oth in rollof a width 15cm<one side<36cm,unfolded	0	2	0	224
4810299000	Oth aluminium paper base and art paper oth light weight coated paper	1.278.230	6.990.524	951.804	4.942.520
4810312000	Kraft paper,for separate battery plate,width<=15cm,15cm<side>36cm,bleached	28	28	536	536
4810313000	Kraft paper,for separate battery plate,width<=15cm,15cm<side>36cm,unbleached	0	7	0	255
4810319000	Kraft paper,paperboard, not for writing,printing, other grafic purp, <=150 g/m2	100.899	780.876	38.934	389.363
4810329000	Kraft paper,paperboard, not for writing,printing, other grafic purp, >150 g/m2	285.307	4.476.181	280.766	4.320.800
4810392000	Paper as interleaf mtrl in proc battery roll < 15cm, rect < 15 x 36 cm2	0	7.258	0	62.998
4810399000	Kraft paper and paperboard in other size	3.534	187.236	4.099	217.300
4810921000	Gray backboard, multi ply	50.883	180.055	42.879	161.049
4810923000	Paper colored for computer card,oth multi ply	0	62	0	365
4810929000	Oth paper colored for computer card & gray backboard, multi ply	2.297.039	3.936.969	1.340.055	2.544.696
4810999000	Oth paper colored for computer card,oth multi ply	1.233.504	2.258.343	769.831	2.565.426
4811101000	Tarred, bituminised/asphalted paper & paperboard, in roll <15cm, rect<15x36cm2	200	19.019	2.435	126.278
4811109000	Tarred, bituminised/asphalted paper & paperboard, in other size	193.154	962.756	308.952	1.761.812
48111411000	Gummed or adhesive paper&paperboard,self-adhesive	244.046	1.799.689	707.661	4.848.045
48111419000	Gummed or adhesive paper&paperboard,oth self-adhesive	503.566	3.707.335	1.118.323	8.072.840
4811491000	Oth gummed or adhesive paper&paperboard self-adhesive	23.234	131.548	76.230	469.368
4811499000	Oth gummed or adhesive paper&paperboard oth self-adhesive	295.129	2.436.572	566.147	3.817.169
4811511000	Paper coated,impregnated or covered with plastic, bleached,wg>150g/m	1.609	6.816	4.055	20.699
4811512000	Paper coated,impregnated or covered oth in sheets 15<one side<36cm unfolded	200	575	2.846	13.972
4811519000	Paper coated,impregnated or covered with plastic, unbleached,wg>150g/m	1.243.319	4.683.250	1.505.360	6.084.693
4811591000	Paper coated,impregnated or covered oth for mnfr of paper cup bottoms	42.336	226.420	259.901	1.581.604
4811592000	Oth paper coated,impregnated or covered and with a lining of aluminium foil	1.288.013	8.024.796	4.465.155	23.325.129
4811593000	Oth paper coated,impregnated or covered oth in sheets 15<one side<36cm unfolded	0	123	0	1.432
4811599000	Oth paper coated,impregnated or covered with plastic,oth bleached,wg>150g/m	473.011	2.906.154	1.449.030	7.630.309
4811601000	Paper coated,impregnated or covered with wax,paraffin,stearin,oil,glycerol	651	6.478	9.600	69.492
4811609000	Paper coated,impregnated or covered with oth wax,paraffin,oil,glycerol	55.274	904.098	58.785	1.225.879
4811903000	Oth paper, paperboard,cellulose wadding web of cell fibr roll<15cm,rect<15x36cm2	196	46.949	7.049	117.436
4811909000	Oth paper, paperboard,cellulose wadding web of cell fibres other size	1.073.700	6.367.591	2.910.984	16.580.749
4812000000	Filter blocks,slabs&plates,of paper pulp	457	73.756	5.708	402.022
4813100000	Cigarette paper,in the form of booklets or tubes	40.632	306.806	257.014	1.789.621
4813200000	Cigarette paper,in the form of rolls of a width not exceeding 5 cm	304.474	1.781.381	1.415.974	7.963.531
4813900000	Cigarette paper,oth in the form of booklets,tubes & in rolls	707.647	5.055.953	2.356.860	18.512.190
4814100000	Wallpaper&similar wall coverings,"ingrain" paper	0	1.232	0	11.884
4814200000	Wallpaper&similar wall coverings,the face side,with a grained,embossed,	122.678	751.780	340.921	1.431.078
4814900000	Wallpaper&similar wall coverings,oth with transparent protective plastics	189.668	1.669.755	504.622	3.861.703
4816200000	Self-copy paper (other than of 48.09)	0	123.284	0	172.394
4816900000	Other heat transfer paper & offset plates of paper	437.319	2.009.671	542.778	2.990.613
4817100000	Envelopes	19.002	230.057	179.751	1.465.881
4817200000	Letter cards,plain postcards and correspondence cards	6.746	358.513	11.087	418.246
4817300000	Boxes,pouches,wallets & writing compendiums,of paper or paperboard,	7.183	48.408	40.388	180.368
4818100000	Toilet paper	328	12.737	2.088	41.553
4818200000	Handkerchiefs,cleansing or facial tissues & towels	18.750	259.597	140.113	1.035.610
4818300000	Tablecloths and serviettes	3.813	41.561	19.481	267.113
4818401100	Napkins & napkin liners for babies & similar sanitary articles	885.268	6.047.184	2.063.265	14.311.590

I.3. IMPOR MENURUT KOMODITI / IMPORT BY HS COMMODITY

***AGUSTUS / AUGUST 2009 ***

H S	Uraian Komoditi Commodity Description	Berat Bersih / Net Weight (Kg)		Nilai / Value C.I.F (US\$)	
		Bulan ini Current Month	Kumulatif Cum.Jan. to date	Bulan ini Current Month	Kumulatif Cum.Jan. to date
4818401900	Oth napkins & napkin liners for babies & similar sanitary articles	1.090.931	66.301.633	4.015.051	19.377.809
4818402000	Sanitary towels, tampons & similar articles	1.691.709	11.153.386	5.709.615	37.846.219
4818500000	Articles of apparel & clothing, surgical face masks	11.618	20.672	24.265	87.589
4818900000	Oth articles of apparel & clothing, oth surgical face masks	163.886	993.571	636.797	2.912.154
4819100000	Cartons, boxes & cases, of corrugated paper or paperboard	1.037.896	6.912.064	2.753.692	14.891.648
4819200000	Boxes, of non corrugated paper & paperboard	911.644	10.105.709	3.039.689	33.591.918
4819300000	Sacks & bags, base of a width > 40 cm for cement or fertilizer packing	214.555	2.143.081	423.628	4.784.906
4819400000	Other sacks and bags, including cones	43.675	1.142.301	239.148	3.459.823
4819500000	Other packing containers, includ records sleeves	286.588	1.721.667	1.604.056	8.853.392
4819600000	Box files, letter trays, storage boxes & similar articles, used in offices, shops	40.587	211.574	100.994	537.426
4820100000	Registers, account books, note books, receipt books, & similar articles	41.201	315.691	92.507	1.212.710
4820200000	Exercise books	19.187	183.509	38.776	313.697
4820300000	Binders (other than book covers), folders & file covers	9.549	84.992	17.862	210.293
4820400000	Manifold business forms & interleaved carbon sets	2.630	15.420	13.595	58.735
4820500000	Albums for samples or for collections	12.492	78.117	29.259	190.575
4820900000	Other exercise book, binders, manifold, albums	104.081	475.249	197.678	1.034.052
4821101000	Printed, labels that form of packing for jewellery, small objects & the like	87.234	1.010.489	1.334.940	13.450.932
4821109000	Printed, oth labels that form of packing for jewellery, small objects & the like	256.527	1.750.398	2.924.780	22.753.303
4821901000	Oth printed, labels that form of packing for jewellery, small objects & the like	5.858	217.694	115.355	2.164.309
4821909000	Oth printed, oth label that form of pack for jewellery, small objects & the like	332.822	1.477.394	3.468.963	13.518.796
4822100000	Bobbins, spools, cops & similar of pulpo of a kind used for winding textile yarn	10.329	25.370	18.489	70.329
4822900000	Bobbins, spools, cops & similar of pulpo of a kind used for wind textile yarn	35.317	722.831	322.343	3.886.412
4823200000	Filter paper in rolls or sheets	248.413	1.684.976	977.417	9.138.190
4823401000	Cardiograph recording paper	252	1.881	569	59.497
4823409000	Oth paper for self recording for oth apparatus	36.229	501.287	223.713	2.780.164
4823610000	Trays, dishes, plates, cups & the like, of paper or paperboard of bamboo	163	242	158	420
4823690000	Trays, dishes, plates, cups & the like, of paper or paperboard of oth than bamboo	15.753	203.737	67.701	751.733
4823700000	Gaskets and washers, moulded or pressed articles of paper pulp	14.029	263.655	78.473	645.400
4823901000	Other paper, cocooning frames for silk-worms	2.763	93.237	37.231	570.727
4823902000	Sterilization indicators, not gummed, cocooning frames for silk-worms	4.662	23.639	36.488	137.659
4823903000	Cup stock board (i.e. polyethylene (pe) in rolls of width of less than 10 cm	22.100	87.801	36.517	169.909
4823904000	Telegraph or teleprinter paper in strip or rolls	49	1.965	1.255	15.241
4823905000	Display cards for jewellery/for small objects of personal adornment	0	747	0	2.590
4823906000	Punched jacquard cards	151	6.173	359	17.740
4823907000	Fans & hand screens, with paper mounts or leaves & frames of any materials	3.658	16.465	7.789	104.134
4823909000	Other, cut to size/shape, other than in strips, rolls or sheets	352.732	2.971.898	1.056.177	9.891.641
4901100000	Print books in official language of impctry for educations, in single sheet	73.959	1.020.131	137.020	13.905.092
4901910000	Dictionaries, wholly/essentially in the official language of the import country	9	44.465	413	263.971
4901991000	Oth educational, wholly/essential in the official language of the import country	142.576	702.406	586.357	3.451.494
4901999000	Oth educational, oth wholly/essential in official language of the import country	129.203	1.036.851	1.011.747	8.817.727
4902100000	Newspapers, journals & periodicals appearing at least four times a week	11	19.543	1.222	57.774
4902900000	Oth newspapers, journals and periodicals	6.894	265.834	57.041	506.414
4903000000	Childrens picture, drawing or coloring books.	669	191.618	18.575	650.367
4904000000	Music, printed or in manuscript, whether or not bound or illustrated.	1.450	10.792	11.177	173.407
4905100000	Maps & hydrographic or similar charts of all kinds, globes	9.946	56.411	103.421	731.166
4905910000	Maps & hydrographic or similar charts of all kinds, in book form	1	244	96	1.505
4905990000	Maps & hydrographic or similar charts of all kinds, in other form	1.355	12.743	3.077	8.714
4906001000	Plans & drawings, including photographic product & carbon copies of plans & drawings	6	1.494	359	31.691
4906009000	Plans & drawings, being originals drawn by hand, hand-written texts	1.470	8.570	4.843	201.839
4907001000	Banknotes, being legal tender	0	6	0	6
4907002000	Unused postage stamps	0	3	0	3
4907004000	Stock, share, bond certificates & similar documents of title; cheque forms	3	13	102.686	103.265
4907009000	Other banknotes, unused postage, revenue, stock, share & the like	174	6.763	99.244	1.553.345
4908100000	Transfers (decalcomanias), vitrifiable	30.249	185.984	404.237	3.205.554
4908900000	Oth than transfers (decalcomanias), vitrifiable	43.113	223.948	195.446	1.455.162
4909000000	Printed/illustrated postcards, card greetings, messages/the like	713	6.487	8.787	64.190
4910000000	Calendars of any kind, printed, including calendar blocks.	21.810	46.805	14.551	67.506
4911100000	Trade advertising material, commercial catalogues & the like	36.994	814.233	358.003	2.903.434
4911912000	Printed matter, wall pictures & diagram for instruct purposes; designs & photograph	9	3.188	167	16.164
4911913000	Printed matter, oth printed pictures and photographs	777	43.899	14.639	105.124
4911919000	Printed matter, oth anatomical & botanical diagram & wall picture	640	34.710	12.011	277.429
4911991000	Printed card for jewellery, small object person adornment, carried in the pocket	1	27.668	12	245.651
4911992000	Printed stickers for explosives	924	933	2.103	2.258
4911999000	Oth printed matter, oth printed sticker & printed card	29.346	200.879	188.493	1.809.886
5001000000	Silkworm cocoons suitable for reeling.	2.738	314.720	21.455	2.290.132
5002000000	Raw silk (not thrown).	716	16.336	6.165	65.461
5003000000	Silk waste (incl. cocoons unsuitable for reeling, yarn waste & garneted stock).	0	1.723	0	13.855
5004000000	Silk yarn (oth than yarn spun from silk waste) not put up for retail sale.	39.694	165.589	119.513	500.638
5005000000	Yarn spun from silk waste, not put up for retail sale.	179	11.321	4.715	181.896
5006000000	Silk yarn & yarn spun from silk waste, put up for retail sale; silk-worm gut.	96	9.216	817	77.612
5007100010	Fabrics of noil silk, bleached/unbleached	20	5.835	617	159.678
5007100090	Fabrics of noil silk, oth than bleached/unbleached	642	9.214	8.468	178.816

I.3. IMPOR MENURUT KOMODITI / IMPORT BY HS COMMODITY
*****AGUSTUS / AUGUST 2009 *****

HS	Uraian Komoditi Commodity Description	Berat Bersih / Net Weight (Kg)		Nilai / Value C.I.F (US\$)	
		Bulan ini	Kumulatif	Bulan ini	Kumulatif
		Current Month	Cum.Jan. to date	Current Month	Cum.Jan. to date
5007200010	Oth fabrics,silk/silk waste >85%,oth than noil silk,bleached/unbleached	30.412	107.474	259.797	755.729
5007200090	Oth fabrics,silk/silk waste >85%,oth than noil silk,oth bleach/unbleach	770	8.689	10.902	53.001
5007900010	Oth fabrics,silk/silk waste < 85%,oth than noil silk,bleached/unbleached	533	4.419	15.375	105.884
5007900090	Oth fabrics,silk/silk waste < 85%,oth than noil silk,oth bleach/unbleach	4.680	16.104	43.203	201.079
5101110000	Shorn wool, not carded/combed,greasy, including fleece-washed wool	78	33.867	1.288	83.930
5101190000	Oth shorn wool, not carded/combed,greasy, including fleece-washed wool	498	11.797	2.963	105.486
5101210000	Shorn wool, not carded/combed,degreased, not carbonised	0	517	0	7.951
5101290000	Oth shorn wool, not carded/combed,degreased, not carbonised	37.750	275.853	104.871	756.676
5102110000	Fine animal hair,not carded/combedof kashmir (cashmere) goats	0	19.948	0	35.404
5102200000	Coarse animal hair,not carded/combed	0	191	0	12.276
5103200000	Oth waste of wool/of fine animal hairincl yarnwaste but excl garnettstock	0	12.461	0	92.694
5104000000	Garnetted stock of wool/of fine/coarse animal hair.	4	8	161	325
5105100000	Carded wool	0	29.206	0	148.684
5105290000	Combed wool not in fragments	13.955	575.773	118.944	3.615.406
5106100000	Yarn,carded, wool > 85% by weightnot put up for retail sale	4.928	59.049	50.754	720.264
5106200000	Yarn,carded, wool < 85% by weightnot put up for retail sale	1.748	264.698	15.059	2.661.088
5107100000	Yarn,combed, wool > 85% by weightnot put up for retail sale	1.579	43.462	20.778	455.866
5107200000	Yarn,combed, wool < 85% by weightnot put up for retail sale	5.260	55.068	56.380	369.303
5108100000	Yarn of fine animal hair not put upfor retail sale., carded	0	411	0	4.265
5108200000	Yarn of fine animal hair not put upfor retail sale., combed	0	72	0	2.399
5109100000	Yarn,wool/animal hair > 85%, for retailsale	919	2.131	94.214	119.213
5109900000	Yarn,wool/animal hair < 85%, for retailsale	0	2.187	0	20.674
5110000000	Yarn,coarse animal hair/of horsehairwether not put up for retail sale	0	13.107	0	62.436
5111110000	Woven fabric,carded,wool/animal hair>85%, weight < 300 g/m	40.794	169.489	798.110	5.007.982
5111190000	Woven fabric,carded,wool/animal hair>85%, weight > 300 g/m	6.099	21.248	71.340	221.600
5111200000	Woven fabric,carded, wool/animal hairmix. mainly w/made filament	14.233	15.480	299.464	315.211
5111300000	Woven fabric,carded, wool/animal hairmix. mainly w/made stapel	13.286	154.814	88.773	1.592.674
5111900000	Woven fabric,carded, wool/animal hairoth mixed	11.077	13.280	109.034	186.735
5112110000	Woven fabrics,combed wool/animal hair>85%, weight < 200 g/m	7.861	115.603	201.129	3.097.246
5112190000	Woven fabrics,combed wool/animal hair>85%, oth weight > 200 g/m	152.013	447.892	3.966.563	11.439.465
5112200000	Woven fabrics,combed wool/animal hairmix. mainly w/made filament	5.485	50.497	84.530	865.123
5112300000	Woven fabrics,combed wool/animal hairmix. mainly w/made stapel	6.931	69.293	123.464	1.167.689
5112900000	Woven fabrics,combed wool/animal hairoth mixed	4.002	69.370	64.395	1.054.823
5113000000	Woven fabrics of coarse animal hair/of horsehair	50	16.102	673	127.629
5201000000	Cotton, not carded/combed.	52.145.666	364.766.666	65.981.976	482.908.968
5202100000	Cotton waste,yarn waste	1	819.536	14	1.182.749
5202910000	Cotton waste,garnetted stock	7	148	48	14.460
5202990000	Oth yarn waste & garnetted stock	208.270	1.106.034	177.316	1.078.706
5203000000	Cotton, carded/combed.	91.499	1.020.869	740.126	12.444.511
5204110000	Cotton sewing thread,not for salecont 85%/more by weight of cotton	117.575	427.100	85.304	1.370.772
5204190000	Cotton sewing thread,not for retail saleoth cont 85%/more of cotton	115.765	496.957	680.648	2.990.569
5204200000	Cotton sewing thread, for retail sale	1.299	46.176	16.075	77.982
5205110000	Single yarn,of uncombed fibres measur714.29 decitex/more, cotton>85%	874.997	5.430.649	1.821.796	10.721.788
5205120000	Single yarn,of uncombed fibres232<measuring<714.29dec,cotton>85%	713.878	4.483.904	1.281.275	7.891.786
5205130000	Single yarn,of uncombed fibres192.31<measuring<232.56 dec,cotton>85%	0	18.570	0	44.193
5205140000	Single yarn,of uncombed fibres125<measuring<192.31dec,cotton>85%	32.962	527.071	147.124	2.630.453
5205150000	Single yarn,of uncombed fibres measuring<125dec (>80metric number),cotton>85	0	1.003	0	6.280
5205210000	Single yarn,of combed fibresmeasuring 714.29dec/more,cotton>85%	19.051	1.055.929	62.265	2.593.766
5205220000	Single yarn,of combed fibres232.56<measuring<714.29dec,cotton>85%	141.237	1.644.688	218.329	2.459.757
5205230000	Single yarn,of combed fibres192.31<measuring<232.56dec,cotton>85%	21.319	178.033	56.400	518.112
5205240000	Single yarn,of combed fibres125<measuring<192.31dec,cotton>85%	52.064	470.150	189.444	1.497.571
5205260000	Single yarn,of combed fibres106.38<measuring<125dec,cotton>85%	0	5.363	0	17.350
5205280000	Single yarn,of combed fibres measuring<83.33 decitex (>120metric),cotton>85%	0	17.237	0	49.375
5205310000	Cable yarn,of uncombed fibres persingle yarn 14.29dec/more,cott>85%	67	55.004	585	257.642
5205320000	Cable yarn,of uncombed fibres persingle yarn 232.56<measur<714.29,cott>85%	27.510	466.968	60.403	1.709.739
5205350000	Cable yarn,of uncombed fibres persingle yarn<125 (>80 metric), cotton>85%	0	37.350	0	198.825
5205410000	Cable yarn,of combed per single yarn714.29 decitex/more(<14metric),cott>85%	0	37.864	0	136.674
5205420000	Cable yarn,of combed per single yarn232.56<measuring<714.29dec,cotton>85%	72.605	232.700	189.598	751.420
5205430000	Cable yarn,of combed per single yarn192.31<measuring<232.56dec,cotton>85%	15	9.763	100	35.560
5205440000	Cable yarn,of combed per single yarn125<measuring<192.31dec,cotton>85%	16.852	114.983	144.722	1.651.252
5205470000	Cable yarn,of combed per single yarn83.33<measuring<106,38dec,cotton>85%	0	22.088	0	160.518
5205480000	Cable yarn,of combed per single yarn<83,33decitex(>120metric),cotton>85%	5.448	26.523	38.681	192.024
5206110000	Single yarn of uncombed fibres, 714,29or more (<14 metric),cotton<85%	24.907	235.682	124.844	959.446
5206120000	Single yarn of uncombed fibres,232<measuring<714.29dec,cotton<85%	16.752	348.123	27.626	544.849
5206130000	Single yarn of uncombed fibres,192.31<measuring<232.56dec,cotton<85%	0	67	0	1.061
5206140000	Single yarn of uncombed fibres,125<measuring<192.31dec,cotton<85%	498	5.419	4.693	36.022
5206150000	Single yarn of uncombed fibres,<125dec(exceeding 80 metric),cotton<85%	0	966	0	2.608
5206210000	Single yarn, of combed fibres,measure>714.29(not>14 metric),cott<85%	0	18.956	0	26.833
5206220000	Single yarn, of combed fibres,232.56<measure<714.29 dec,cotton<85%	0	13.863	0	84.110
5206230000	Single yarn, of combed fibres,192.31<measuring<232.56dec,cotton<85%	0	265.762	0	602.516
5206240000	Single yarn, of combed fibres125<mesuring<192.31 dec	0	9.658	0	64.647
5206250000	Single yarn,of combed fibres measuring<125 decitex (> 80 metric number)	0	10	0	1.168

I.3. IMPOR MENURUT KOMODITI / IMPORT BY HS COMMODITY
*****AGUSTUS / AUGUST 2009 *****

H S	Uraian Komoditi Commodity Description	Berat Bersih / Net Weight (Kg)		Nilai / Value C.I.F (US\$)	
		Bulan ini Current Month	Kumulatif Cum.Jan. to date	Bulan ini Current Month	Kumulatif Cum.Jan. to date
5206310000	Cabled yarn,of uncombed measuringper single yarn > 714.29 decitex	0	264	0	7.583
5206320000	Cabledyarn,of uncombed persingle yarn232.56<measuring<714.29dec	4.581	39.387	38.679	237.926
5206350000	Cabled yarn,of uncombed measuringper single yarn<125(>= 80 metric number)	0	15.683	0	138.078
5206410000	Cable yarn,of combed fibres measuringper single yarn 714.29 decitex/more	287	4.466	2.275	24.246
5206420000	Cable yarn,of combed fibres persingle yarn 232.56<measuring<714.29 decitex	0	25.695	0	355.332
5206450000	Cable yarn,of combed fibres measuringper single yarn<125decitex (>80 metric)	0	242	0	5.897
5207100000	Cotton yarn(oth than sewing thread) putcont 85%/more by weight of cotton	6.427	327.552	15.590	681.052
5207900000	Cotton yarn sewing thread put upcont 85%/more by weight of cotton	2.772	363.736	89.627	1.400.579
5208110000	Unbleached plain weave, weight >=85% ofcotton, weighing <= 100 g/m	744.044	3.129.048	4.610.130	19.758.695
5208120000	Unbleached plain weave >=85% of cotton,weighing > 100 g/m	110.326	1.028.371	820.534	4.928.912
5208130000	Unbleached 3-thread/4-thread twill,incl. cross twill >=85% of cotton	15.709	161.531	219.945	2.959.972
5208190000	Other unbleached fabrics>=85% of cottonweighing <= 200 g/m	237.667	3.306.281	2.119.054	21.756.526
5208210000	Absorbent fabric bleached for surgicaluse, cotton >=85%, weighing <=200 g/m	87.138	868.148	391.717	5.536.698
5208220000	Bleached plain weave, weighing > 100g/m	12.104	170.667	177.759	1.774.661
5208230000	Bleached 3-thread/4-thread twill, inccross twill >=85% of cotton	16.376	501.760	131.521	3.180.362
5208290000	Other bleached fabrics >85% of cottonweighing <= 200 g/m	300.872	3.284.356	2.433.477	24.899.405
5208310010	Plain weave dyed; voile/chemi voileweighing < 100 g/m	10.962	403.417	91.433	3.190.562
5208310020	Cambrics dyed weighing < 100 m/gweighing < 100 g/m	141.933	231.578	1.135.564	1.946.038
5208310030	Other garments matter weighing < 100 m/g	8.510	62.147	78.775	484.813
5208310090	Other dyed fabrics weighing < 100 m/g	526.121	1.913.803	2.948.296	10.337.990
5208320000	Plain weave dyed, weighing > 100 g/m	158.109	2.240.578	1.389.980	22.766.401
5208330000	3-thread/4-thread twill dyed,including twill	11.728	281.349	158.794	2.365.370
5208390000	Other dyed fabrics >85% weighing < 200 m	183.887	1.350.872	1.269.218	9.175.168
5208410010	String fabrics plain weave of differentcolor , weight <= 100 m/g	1	12.125	30	169.727
5208410090	Other plain weave of different color,weight <= 100 m/g	11.549	94.290	62.222	973.536
5208420010	String fabrics of different colorweighing > 100 g/m	100.192	822.397	1.040.130	9.113.513
5208420090	Plain weave other than string fabrics ofcolor, weighing > 100 g/m	257.134	2.417.401	3.065.726	30.136.163
5208430000	Diff.colour,3 or 4-thread twill, wovenfabrics, 85% cotton,weight>200g/m2	9.648	66.999	62.912	516.079
5208490000	Other fabrics of different color	43.698	130.042	422.456	1.317.536
5208510000	Plain weave printed of different color,<= 100 m/g	5.796	191.597	39.839	2.403.321
5208520000	Plain weave printed of different color,> 100 m/g	31.453	286.198	528.159	2.539.509
5208590000	Other fabrics printed of differentcolor	3.989	522.903	31.198	4.421.888
5209110000	Plain weave unbleached cont.>=85% ofcotton, weight >200 g/m	43.250	390.587	371.346	3.211.864
5209120000	3-thread/4-thread twill unbleached,cont.85% of cotton, weight > g/m	2.546	35.717	20.278	244.738
5209190000	Other fabrics unbleached cont.85% ofcotton, weight > 200 g/m	290.955	3.495.441	3.083.339	33.882.006
5209210000	Plain weave unbleached , cont.85% ofcotton, weight > 200 g/m	11.120	21.349	77.880	168.657
5209220000	Bleached, 3 or 4-thread twill, wovenfabrics, 85% cotton,weight>200g/m2	10.098	24.260	80.257	208.646
5209290000	Other fabrics unbleached. cont.85% ofcotton, weight>200 g/m	211.118	2.493.500	1.444.589	17.552.044
5209310000	Plain weave dyed, cont.85% of cotton,weight > 200 g/m	149.760	1.333.494	1.029.517	9.699.403
5209320000	Dyed, 3 or 4-thread twill, incl. twillcont.85% of cotton, weight>200g/m	100.290	1.268.638	821.520	9.905.131
5209390000	Other fabrics dyed, cont.85% of cottonweight > 200 g/m	72.578	1.818.862	678.416	13.159.493
5209410000	Plain weave of yarns of diff color,cont 85% of cotton, wght>200 g/m	37.531	159.297	330.915	1.447.576
5209420000	Denim of yarns diff color, cotton>85%,weight > 200 g/m	428.918	2.983.897	1.932.169	13.572.132
5209430000	Oth fabrics of 3-thread /4-threadcont 85% of cotton, wght>200 g/m	28.527	128.808	67.482	603.523
5209490000	Other fabrics of yarns diff colorscont 85% of cotton, wght>200 g/m	350.839	2.675.579	2.487.511	19.963.876
5209510000	Printed plain weave, cont.85% of cottonweight > 200 g/m	207	26.612	4.378	302.098
5209520000	Oth.thn plain weave 3 or 4-thread twill,printed, 85% of cotton, wght>200 g/m	46.907	60.050	307.846	465.869
5209590000	Other printed fabric cont.85% of cottonweight > 200 g/m	82.145	417.153	519.306	2.858.248
5210110000	Unbleached plain weave, cont. <85% ofcotton, mixed with m-m-f weight<=200g/m	555.745	3.156.720	2.611.669	16.564.881
5210190000	Oth unbleached fabrics, cont.<85%mixed with m-m-f weight<=200g/m	156.047	2.269.648	794.774	11.646.763
5210210000	Bleached plain weave cont.<85% ofcotton, mixed with m-m-f weight<=200g/m	9.094	43.960	267.434	700.323
5210290000	Oth bleached fabrics, cont.<85% ofcotton, mixed with m-m-f weight<=200g/m	25.853	171.121	199.413	1.600.787
5210310000	Dyed plain weave cont. <85% ofcotton, mixed with mmf weight<=200g/m	212.673	1.344.333	1.715.661	13.233.440
5210320000	3-thrd/4-thrd twill, incl.twill<85%of cotton, mix w/m-m-f weight<=200g/m	4.514	36.134	41.758	288.664
5210390000	Other dyed fabrics cont. <85% ofcotton, mixed with m-m-f weight<=200g/m	26.719	217.154	294.755	2.791.002
5210410010	String fabrics of yarns of diff color<85%of cotton, with mmf weight<=200g/m	10.940	29.845	216.091	442.481
5210410090	Plain weave other than string fabrics<85%of cotton, with mmf weight<=200g/m	18.819	178.961	166.542	1.649.140
5210490000	Oth fabrics of diff color cont.<85% ofcotton, mixed with mmf weight<=200g/m	235.581	1.921.466	781.756	6.566.869
5210510000	Printed plain weave cont.<85% ofcotton,mixed with mmf weight<=200g/m	0	19.233	0	103.288
5210590000	Other printed fabrics cont.85% ofcotton, mixed with mmf weight<=200g/m	42.573	289.057	274.697	1.789.666
5211110000	Unbleached plain weave, cont. <85% ofcotton, mixed with m-m-f weight>200g/m	36.753	107.294	216.424	1.079.440
5211120000	3-thread/4-thread twill unbleachd,inctwill<85% of cotton w/mmf weight>200g/m	0	85.846	0	661.431
5211190000	Oth unbleached fabrics, cont.<85%mixed with m-m-f weight>200g/m	196.203	962.207	2.676.267	7.833.292
5211200000	Bleached plain weave cont.<85% ofcotton, mixed with m-m-f weight>200g/m	92.923	894.027	653.518	5.899.720
5211310000	Dyed plain weave cont. <85% ofcotton, mixed with m-m-f weight>200g/m	103.546	528.059	755.957	3.903.324
5211320000	3-thrd/4-thrd twill, incl.twill<85%of cotton, mix w/m-m-f weight>200g/m	887	10.939	9.533	115.764
5211390000	Other dyed fabrics cont. <85% ofcotton, mixed with m-m-f weight>200g/m	189.676	1.106.433	1.382.107	7.709.731
5211410010	String fbrcs of yarn of diff color<85%of cotton, mixed with mmf weight>200g/m	1.139	1.676	32.657	39.143
5211410090	Yarns of diff clour oth than string fab<85% of cotton, mxd w/mmf>200 g/m	4.908	33.551	59.621	276.715
5211420000	Denim of yarns diff color, cotton<85%,mix with man-made fibr weight>200g/m	532.308	2.491.987	926.877	4.724.695
5211490000	Oth fabrics of diff color cont.<85% ofcotton, mixed with mmf weight>200g/m	2.883	16.086	36.877	145.950
5211510000	Printed plain weave cont.<85% ofcotton, mixed with mmf weight>200g/m	0	142.933	0	212.932

I.3. IMPOR MENURUT KOMODITI / IMPORT BY HS COMMODITY
*****AGUSTUS / AUGUST 2009 *****

H S	Uraian Komoditi Commodity Description	Berat Bersih / Net Weight (Kg)		Nilai / Value C.I.F (US\$)	
		Bulan ini Current Month	Kumulatif Cum.Jan. to date	Bulan ini Current Month	Kumulatif Cum.Jan. to date
5211520000	3-thre/4-thread twill,incl.twill<85%of cotton, mixed with mmf weight>200g/m	5	19.611	30	166.167
5211590000	Othr printed fabrics cont.<85% ofcotton, mixed with mmf weight>200g/m	493	74.881	4.930	629.310
5212110000	Unbleached woven fabrics of cottonweight <=200 g/m	1.281	52.374	29.145	410.862
5212120000	Bleached woven fabrics of cottonweight <=200 g/m	16.144	701.877	57.029	4.096.940
5212130000	Dyed woven fabrics of cottonweight <=200 g/m	831	63.096	25.077	582.675
5212140000	Woven fabrics of cotton of yarns ofdifferent color weight <=200 g/m	173.373	767.753	1.069.667	4.959.383
5212150000	Printed woven fabrics of cottonweight <=200 g/m	1.891	33.437	7.835	335.691
5212210000	Unbleached woven fabrics of cottonweight > 200 g/m	263	290	1.321	1.872
5212220000	Bleached woven fabrics of cottonweight > 200 g/m	5.706	10.805	85.337	136.731
5212230000	Dyed woven fabrics of cottonweight > 200 g/m	9.005	29.034	26.743	269.682
5212240000	Woven fabrics of cotton of yarns ofdifferent color weight > 200 g/m	0	17	0	981
5212250000	Printed woven fabrics of cottonweight > 200 g/m	6.550	74.120	57.789	763.179
5301100000	Flax, raw/retted-flax, raw/retted	148	9.416	2.029	61.418
5301290000	Other flax, raw/processed but notspun; fax waste	0	1	0	56
5301300000	Flax tow & waste raw/processedbut not spun	0	2.324	0	10.815
5302900000	Other hemp raw and processed butnot spun	0	142	0	1.689
5303100000	Jute & oth textile bast fibres, raw/retted	8	1.639.636	3.223	840.831
5303900000	Jute & oth textile bast fibres,processed but not spun	0	1.136	0	29.517
5305000011	Raw coir coconut fibres	0	50	0	1.040
5305000021	Raw abaca fibres	21.422	192.674	18.894	184.828
5305000029	Abaca fibres processed	0	82	0	51
5305000090	Oth than coconut, abaca, ramiertextile fibres	188.413	564.317	146.856	502.691
5306100000	Single flax yarn	0	65.118	0	205.066
5306200000	Multiple (folded)/cabled flax yarn	1	1.157	194	7.470
5307100000	Single yarn of jute/of oth textilebast fibres of heading 53.03.	0	202.713	0	196.773
5307200000	Multiple (folded)/cabled of jute/oth fibres bast fibres of heading 53.03.	753.193	4.603.396	541.112	3.147.533
5308100000	Coir yarn of ther textile bast fibres of5303	4.490	17.987	41.807	140.242
5308200000	True hemp yarn of other textile basfibres of head 5303	8	1.050	103	19.608
5308901000	Paper yarn	963	43.726	2.276	156.449
5308909000	Other paper yarn	80.533	157.675	84.544	212.469
5309110000	Unbleached/bleached woven fabricsof flax cont.>=85% of weight of flax	0	43.708	0	686.815
5309190000	Other woven fabrics of flax cont.>=85%of weight of flax	10.169	488.294	117.846	6.503.500
5309210000	Unbleached/bleached woven fabricsof flax cont.<85% of weight of flax	7.610	23.564	33.600	130.759
5309290000	Other woven fabrics of flax cont.<85%of weight of flax	187	226.445	52	2.519.378
5310100010	Unbleached plain woven fabrics of othertextile bast fibres of head 5303	16.392	314.372	18.125	386.036
5310100090	Bleached plain woven fabrics of othertextile bast fibres of head 5303	863	868	9.729	10.099
5310900000	Other woven fabrics of jute/of othrbast fibres of heading 53.03.	2.409	5.131	6.810	40.135
5311000000	Woven fabrics of oth vegetable textilefibres; woven fabrics of paper yarn.	24.809	223.727	119.049	1.173.686
5401100000	Sewing thread of man-made filmentof synthetic filaments	455.611	4.057.634	1.194.169	11.001.350
5401200000	Sewing thread of artificial flmntfor retail sale	10.713	78.285	22.730	263.330
5402110000	High tenacity yarn of nylon/otherpolyamide of aramids	34.601	316.911	414.590	3.842.850
5402190000	High tenacity yarn of nylon/otherpolyamide of oth aramids	644.965	2.705.700	2.757.727	10.089.857
5402200000	High tenacity yarn of polyesters	740.371	3.751.895	1.695.226	9.034.864
5402310000	Textured yarn of nylon/oth polyamidesmeasuring single yarn <= 50 tex	163.382	1.205.819	1.528.903	10.608.299
5402320000	Textured yarn of nylon/other poly-amides, measuring single yarn <= 50 tex	41.069	434.716	163.109	1.084.259
5402330000	Textured yarn of polyesters	1.229.491	7.914.824	3.591.647	29.006.135
5402340000	Textured yarn of polypropylenesynthetic filament	8.492	123.851	11.408	206.249
5402390000	Other texture synthetic filament yarn	40.098	1.155.020	194.640	3.005.505
5402440000	Oth yarn, single, of elastomeric<=50 turns/m	161.187	1.801.023	1.191.525	12.095.001
5402450000	Oth yarn, single, oth, of nylonor oth polyamides, <=50 turns/m	228.747	1.898.781	816.914	5.907.994
5402460000	Oth yarn, single, oth,of polyesters,partially oriented, <=50 turns/m	336.473	3.176.643	540.071	4.292.949
5402470000	Oth yarn, single, of oth polyestersfor mdical/srgical use, <=50 turns/mtr	358.168	7.282.019	763.776	11.385.814
5402480000	Oth yarn, single, oth, ofpolypropylene, <=50 turns/m	125.734	375.022	104.007	383.124
5402490000	Oth yarn, single, oth thn, of elast,nylon,polyeste.polypropylene,<=50 trn/mt	209.024	1.360.515	1.253.326	6.234.058
5402510000	Oth yarn, single,twist,of nylon/oth polyamides, > 50 turns/m	57	101.710	1.445	190.210
5402520000	Oth yarn,single,twist, of polyester> 50 turns/mtr	18.999	483.421	35.953	964.891
5402590000	Oth yarn,single,twist,oth th of nylonor oth plyamide&polyester,>=50 trn/mtr	9	14.228	74	93.634
5402610000	Oth yarn of nylon/oth polyamides,multiple/cable	39.545	494.361	33.470	598.266
5402620000	Other yarn of polyester,multiple/cable	222.603	885.296	563.163	2.651.759
5402690000	Oth yarn,multiple/cable,oth thnof nylon/oth polyamides&polyester	23.228	698.948	163.162	1.681.953
5403100000	High tenacity yarn of viscose rayon	6.344	220.915	99.764	667.716
5403310000	Other single yarn of viscose rayon, untwisted/with a twist <120 turns/m	174.349	548.960	524.868	1.598.750
5403320000	Other single yarn of viscose rayon, withtwist exceeding 120 turns/m	0	23.121	0	78.233
5403330000	Other single yarn of cellulose acetate	948	20.993	87.277	194.647
5403390000	Other single yarn	71.048	866.401	329.469	3.263.993
5403410000	Other multiple (folded)/cable yarn ofyarn of viscose rayon	171.756	755.468	557.687	2.465.584
5403420000	Other multiple (folded)/cable yarn ofof cellulose acetate	70.642	898.323	345.199	4.304.785
5403490000	Other artificial filament yarn	8.580	95.063	85.201	807.215
5404110000	Synth monfilament of elastomeric>=67dctx,dim.<=1mm, width<=5mm	2.068	578.453	1.776	2.256.751
5404120000	Synth.monfilmnt oth,of plypropylne>=67dctx,dim.<=1mm, width<=5mm	1.574	84.840	2.015	318.636
5404190000	Synth.mnfilmnt oth thn elast&plyrpln>=67dctx,dim.<=1mm, width<=5mm	145.353	975.875	658.594	5.916.817
5404900000	Synthetics other than filamentsexceeds 1 mm, width <= 5 mm	65.232	952.612	94.188	2.561.468

I.3. IMPOR MENURUT KOMODITI / IMPORT BY HS COMMODITY
*****AGUSTUS / AUGUST 2009 *****

H S	Uraian Komoditi Commodity Description	Berat Bersih / Net Weight (Kg)		Nilai / Value C.I.F (US\$)	
		Bulan ini	Kumulatif	Bulan ini	Kumulatif
		Current Month	Cum. Jan. to date	Current Month	Cum. Jan. to date
5405000000	Artificial monofilament >=67 dec, nocross-sect,dim>=1mm,strip and the like	220	3.969	3.481	97.982
5406000000	Man-made flmnt yarn(oth thn sewingthread), put up for retail sale.	1.278	89.923	14.109	466.388
5407101100	Unbleached tyre woven fabrics & conveyor duck	39.291	588.818	229.723	4.087.239
5407101900	Other unbleached other than tyre wovenfabrics & conveyor duck	5.319	722.604	41.740	6.585.543
5407109100	Tyre woven fabrics & conveyor duckof other woven fabrics of synthctcs flmnt	756	125.876	2.855	824.958
5407109900	Other woven fabrics of synthetics flmntobtained materials of head 54.04	9.857	208.556	171.095	2.147.664
5407200000	Woven fabric, bleachded/no,obtained from strip/the like	127.413	1.118.644	707.926	7.136.405
5407300000	Fabrics specified in note 9 to section	4.484	48.183	56.013	566.781
5407411000	Woven nylon mesh fabric of untwistedweight >=85% of flmnt of nyl/n/polyamd	269	69.585	3.878	480.475
5407419000	Woven fabrics obtaind from high tencitymaterials of heading 54.04.	465.665	2.191.087	2.138.166	9.142.673
5407420000	Dyed woven fabrics weight>=85% of filament of nylon/polyamides	253.666	1.656.049	2.709.940	20.611.946
5407430000	Woven fabrics of yarn of diff colorsweight >=85% of flmnt of nyl/n/polyamd	499	6.511	4.070	133.629
5407440000	Printed woven fabrics weight>=85%of flmnt of nyl/n/polyamds	287	65.140	1.156	540.631
5407510000	Woven fabrics, bleachd/no,con.>=85% of txturd polyestr flmnt	81.457	1.436.057	371.954	6.161.568
5407520000	Dyed woven fabrics cont.>=85% ofweight of textured polyester flmnt	822.252	5.430.921	6.750.828	44.494.537
5407530000	Oth woven fabrics of yarn of diff colorweight>=85% of textrd polyester filament	31.213	399.141	160.572	1.862.951
5407540000	Printed woven fabrics cont.>=85%,weight>=85% of textrd polyester filament	106.234	1.200.478	604.197	10.622.258
5407610000	Oth woven fabrics, cont >=85% of byweight of non textured polyester flmnt	1.359.591	11.199.487	6.437.380	63.087.081
5407690000	Oth bleached/unbleached woven fabricscont.>=85% of polyester polymts	241.914	3.092.576	2.075.163	26.763.136
5407710000	Oth woven fabric,bleachd/no,con.>=85% of txturd polyester flmnt	15.355	280.517	143.626	1.658.480
5407720000	Dyed woven fabrics cont.>=85% ofweight of synthetics filament	77.132	774.179	772.952	6.057.931
5407730000	Oth woven fabrics of yarn of diff color>=85% of synthetic filaments	8.678	60.928	58.955	466.736
5407740000	Printed woven fabrics cont.>=85%,weight of synthetics filament	32.289	280.426	157.749	1.402.552
5407810000	Woven fabrics,bleachd/no,cont.<85% weight of synth flmnt with cotton	42.029	144.178	390.738	1.351.980
5407820000	Dyed woven fabrics cont.<85% ofweight of synth flmnt with cotton	48.470	482.025	639.179	3.298.471
5407830000	Oth woven fabrics of yarn of diff colorweight<85% of synth flmnt with cotton	3.860	72.107	47.133	371.505
5407840000	Printed woven fabrics cont.<85%,weight of synth flmnt with cotton	7.154	375.693	59.119	1.854.470
5407910000	Woven fabric,bleachd/no,obtaindother than synthetics/cotton filament	994	148.269	14.349	1.058.149
5407920000	Dyed woven fabrics obtained otherthan synthetics/cotton filaments	99.067	1.125.135	901.346	9.939.726
5407930000	Oth woven fabrics of yarn of diff colorother than synthetics/cotton filament	5.098	88.795	45.204	492.161
5407940000	Printed wiven fabrics obtained otherthan synthetics/cotton filaments	760	56.933	21.803	520.340
5408101000	Unbleached woven fabrics obtainedfrom high yarn of viscose rayon	1.072	28.448	9.292	272.266
5408109000	Bleached woven fabrics obtainedfrom high yarn of viscose rayon	6.138	156.259	56.369	1.266.083
5408210000	Woven fabrics, bleachd/no,cont.>=85%wght of artifical flmnts/strip	0	3.871	0	19.089
5408220000	Dyed woven fabrics cont.>=85%weight of artificial flmnts/strip	31.493	232.019	297.657	2.120.365
5408230000	Oth woven fabrics of yarn of diff color>=85%wght of artifical flmnt/strip	0	5.556	0	43.008
5408240000	Printed woven fabrics cont.>=85%weight of artificial flmnts/strip of	5.251	116.019	38.110	945.239
5408310000	Woven fabrics,bleachd/no, obtaindof oth artificial flmnt/strip	0	5.828	0	37.995
5408320000	Dyed woven fabrics obtained of otherartificial flmnt/strip of the like	35.072	96.103	310.917	715.396
5408330000	Oth woven fabrics of yarn of diff colorobtnd of oth artifical flmnt/strip	98	25.090	2.658	125.808
5408340000	Printed woven fabrics obtained of otherartificial flmnt/strip of the like	2.709	27.412	18.730	186.133
5501100000	Synthetic filament tow of nylon/other polyamides	43.625	263.473	165.562	983.445
5501200000	Synthetic filament tow of polymers	41.806	149.839	165.066	407.593
5501300000	Synthetic filament tow of acrylic/modacrylic	3.297.089	24.952.075	7.207.416	44.455.940
5501400000	Synth. filament tow of polypropylene	0	8.750	0	27.125
5501900000	Other synthetic filament tow	29.841	199.480	47.824	966.529
5502000000	Artificial filament tow.artificial filament tow.	3.034.872	17.179.243	15.189.125	84.176.306
5503110000	Synthetic staple fibres of nylon/otr/polyamides of aramids	26.245	131.063	216.710	931.901
5503190000	Synthetic staple fibres of nylon/otr/polyamides oth thn aramids	843	94.324	7.087	454.960
5503200000	Synthetic staple fibres of polyesters	3.222.059	29.886.205	4.019.218	33.295.389
5503300000	Synthetic staple fibres of acrylic/modacrylic	2.627.953	16.802.866	5.357.373	35.230.481
5503400000	Synthetic staple fibres of poplypropylene	183.022	1.690.024	289.719	2.747.090
5503900010	Other synthetic staple fibres of polivinil alcohol	45.161	453.286	107.347	1.766.386
5503900090	Other synthetic staple fibres of otherthan polivinil alcohol	212.775	843.078	650.565	3.160.864
5504100000	Artifcl staple fibres of viscose rayon,carded/othwise procsed for spring	1.755.653	15.621.064	4.094.262	29.255.141
5504900000	Artifcl staple fibres of viscos rayonnot crded/othwise procs for spin	70.513	633.646	222.470	2.962.664
5505100000	Waste of man-made fibres ofsynthetic fibres	22.705	92.317	12.092	75.159
5505200000	Waste of man-made fibres ofartificial fibres	73	103.383	880	102.588
5506100000	Synth staple fibres of nylon/oth polyamides crded,comb othwse procs for spng	6.136	92.924	85.843	991.710
5506200000	Synth staple fibres of polyester crded,combed othwse procs for spinning	74.449	1.071.580	181.405	1.820.354
5506300000	Synth staple fibres of arcylic/moda-crylic combed othwse procs for spinning	81.309	378.885	224.291	1.016.706
5506900000	Oth synth staple fibres, carded, combbothwise processed for spinning.	1	178.186	15	240.441
5507000000	Artificial staple fibres, carded, combbothwise processed for spinning	307	39.157	3.750	540.822
5508100000	Sewing thread of man-made staplefibre of synthetic staple fibres for rta	235.851	1.384.659	878.094	6.752.600
5508200000	Sewing thread of man-made staplefibre of artifical staple fibres for reta	2.982	64.846	16.869	1.319.380
5509110000	Single yarn cont >=85% by weight ofstaple fibres of nylon/oth polyamides	171	1.034	230	8.454
5509120000	Multiple/cabled yarn cont>=85% bywght of staple fibre of nylon/oth poly	350	22.520	806	32.739
5509210000	Single yarn cont >=85% by weight ofpolyester staple fibres	88.682	877.050	194.774	1.622.099
5509220000	Multiple (folded)/cabled yarn cont.>=85% of polyester staple fibres	161.933	1.389.741	419.503	3.208.519
5509310000	Single yarn cont >=85% by weight ofacrylic/modacrylic staple fibres	0	123.050	0	306.109
5509320000	Multiple/cabled yarn cont>=85% byweight of acrylic/modacrylic staple fbrs	24.946	114.567	109.432	462.901
5509410000	Single yarn cont >=85% by weight ofsynthetic staple fibres	363	800	3.629	7.245

I.3. IMPOR MENURUT KOMODITI / IMPORT BY HS COMMODITY
*****AGUSTUS / AUGUST 2009 *****

H S	Uraian Komoditi Commodity Description	Berat Bersih / Net Weight (Kg)		Nilai / Value C.I.F (US\$)	
		Bulan ini	Kumulatif	Bulan ini	Kumulatif
		Current Month	Cum.Jan. to date	Current Month	Cum.Jan. to date
5509420000	Multiple (folded)/cabled yarn cont.>=85% of synthetic staple fibres	140	30.455	3.952	367.773
5509510000	Oth yarn of polyester staple fibresmixed mainly with artificial staple fbrs	14.899	359.793	67.228	902.288
5509520000	Oth yarn of polyester staple fibresmixed wool/animal hair	57	5.912	1.232	56.033
5509530000	Oth yarn of polyester staple fibreswith cotton	21.355	297.593	27.637	695.560
5509590000	Oth yarn of polyester staple fibresoth than mixed mainly	21.442	36.356	29.050	93.456
5509610000	Oth yarn of acrylic/modacrylicstaple fbr mixed with wool/animal hair	1.986	2.437	26.419	38.887
5509620000	Oth yarn of acrylic/modacrylicstaple fibre mixed with cotton	0	9.251	0	52.699
5509690000	Oth yarn of acrylic/modacrylicstaple fibre oth thn cotton&animal hair	8.418	80.597	43.600	597.185
5509910000	Other yarn mixed mainly ot solelywith wool/animal fine hair	0	914	0	9.258
5509920000	Other yarn mixed mainly/solely withcotton	0	4.524	0	57.535
5509990000	Other yarn of synthetic staple fibresoth thn mix with animal hair&cotton	15.304	182.731	74.772	618.465
5510110000	Single yarn cont >=85% by weight ofartificial staple fibres	147.516	1.558.100	400.949	4.248.222
5510120000	Multiple/cabled yarn cont.>=85%by weight/artificial staple fibres	0	268	0	2.897
5510200000	Oth yarn, mixed mainly/solely withcont>=85% of weight of artifical stpl fbr	4	4.377	273	34.658
5510300000	Other yarn, mixed mainly/solelycont>=85% of weight of cotton	4.118	54.014	70.043	799.568
5510900000	Other yarn of artificial staple fibrescont>=85% of weight of cotton	15.925	148.666	189.451	843.964
5511100000	Yarn of synthetic staple fibres, cont.>=85% weight of such fibres	27.764	199.108	125.335	964.622
5511200000	Yarn of synthetic staple fibres, cont.<85% weight of such fibres	1.122	2.818	9.481	55.351
5511300000	Yarn of artificial staple fibres put upfor retail sale	623	36.581	24.000	413.410
5512110000	Woven fabrics of synthetic staple fibrecont>=85% weight of polyester staple fbr	71.463	588.398	275.680	2.650.565
5512190000	Woven fabrcs of synth staple fbr cont>=85% wght,oth than polyester stple fbr	185.334	1.463.561	1.141.685	8.208.771
5512210000	Woven fabrics of synthetic staple fibrecont>=85% weight of acrylic/mdcrylic	228	1.531	4.554	26.349
5512290000	Woven fabrcs of synth staple fbr cont>=85% wght of oth thn acrylic/mdcrylic	41.479	257.685	418.435	2.642.825
5512910000	Oth woven fabrics of synth stple fibrecont>=85% weight of acrylic/mdcrylic	0	34.234	0	403.963
5512990000	Oth woven fabrics cont>=85% of wghtof acrylic/modacrylic staple fibres	3.644	103.458	54.927	1.345.581
5513110000	Woven fbrcs of polyester staple fibresplain weave <=85% mix w/cotton <170g/m	68.933	844.998	463.911	4.615.530
5513120000	3-thread /4-thread twill, incl twillpolyester staple fibres <=85% w/cotton	34.310	207.685	243.630	1.579.228
5513130000	Oth woven fbrcs of polyester stple fbr<=85% mixed wght <170 g/m of cotton fbr	26.707	96.984	305.509	850.562
5513190000	Oth woven fabrics <85% mixed cottonweight <170 g/m of cotton	11.213	166.391	73.215	1.100.003
5513210000	Dyed woven fabrics of polyester staplefibres, plain weave <85% of such fibres	98.682	825.974	344.756	4.891.789
5513230000	Oth dyed woven fabrics of polyesterstaple fibres <85%, cotton<170 g/m	57.561	212.785	574.801	1.411.263
5513290000	Oth woven fabrics <85% such fibres,mixed cotton <170 g/m	10.195	191.403	141.542	1.750.536
5513310000	Wvn fabrics of yarn of diff color ofpolyester stpe fbrs,plain weave<85% fbrs	27.629	377.384	82.559	954.779
5513390000	Oth woven fabrics<85% of such fibresweight <170 g/m of cotton	24.705	328.979	206.620	3.080.782
5513410000	Printed polyester staple fibres, plainweave <85% of fbr, cotton<170 g/m	634.888	4.375.594	812.497	5.546.641
5513490000	Oth woven fabrics<85% of fibresweight <170 g/m of cotton	212.632	880.751	850.018	3.311.800
5514110000	Woven fbrcs of polyester staple fibresplain weave <=85%,cotton >170g/m	4.962	17.260	36.106	180.204
5514120000	Bleached or no,3 or 4-thread twill,polyester stpl fbrs<85%,cotton>170g/m2	14.113	35.790	129.547	391.116
5514190000	Other woven fabrics<85% of fibresmixed weight >170g/m of cotton	844.095	1.765.839	2.773.616	7.946.687
5514210000	Dyed polyester staple fbrs, plain weavestaple fbrs<85%, cotton >170 g/m,dyed	362	20.064	1.037	105.288
5514220000	Dyed, 3 or 4-thread twill, incl. twillpolyester stpl fbrs<85%,cotton>170g/m2	23.165	73.885	115.217	453.044
5514230000	Oth dyed woven fabrics of polyesterstaple fbre<85%, cotton >170 g/m,dyed	4.307	116.010	9.861	390.379
5514290000	Other woven fabrics<85% of fibresmixed weight >170g/m of cotton , dyed	146.768	240.385	676.420	1.799.994
5514300000	Woven fabrics of synth stple fibre<85%, cotton >170 g/m, diff color	4.896	28.362	24.832	128.943
5514410000	Printed polyester staple fibres, plainweave <85% of fbr, cotton >170 g/m	0	3.373	0	15.116
5514420000	Prnt 3-thread/4-thread twill,incl twipolyester stple fbr<85%, cotton >170g/m	33.678	82.354	171.673	476.132
5514430000	Oth printd woven fabrics of polyesterstpl fbr <85%, cotton >170 g/m	12.471	25.146	91.223	186.678
5514490000	Other printed woven fabrics<85% suchfibres, weight >170 g/m of cotton	1.382	738.768	18.695	3.864.165
5515110000	Oth woven fabrcs of synth stple fbrs ofpolyester stpl fbr mixed w/viscose rayon	200.868	1.578.425	2.084.829	16.481.047
5515120000	Oth woven fabrcs of synth stple fbrs ofpolyester stpl fbr mixed w/m-made flmnt	13.741	185.484	84.185	909.412
5515130000	Oth woven fabrcs of synth stple fbrs ofpolyester stpl fbr mix w/wool/anml hair	8.813	105.307	122.602	1.480.802
5515190000	Other woven fabrics of synth stple fbrof other polyester staple fibres	78.871	528.818	665.923	5.025.667
5515210000	Oth wvn fbrcs of acrylic/modacrylicmixed/solely with man-made filament	2.447	13.845	25.916	124.908
5515220000	Oth wvn fbrcs of acrylic/modacrylicmixed/solely w/wool/fine anml hair	207	3.025	2.029	29.420
5515290000	Oth wvn fbrcs of acrylic/modacrylic mixw/other than man-made flmnt/wool	584	84.486	5.006	599.458
5515910000	Oth woven fabrics mixed mainly/solelyman-made filaments	415	5.988	5.390	86.260
5515990000	Oth woven fabrics mixed mainly/solelywith other than man-made flmnt/wool	23.188	136.025	142.619	1.152.076
5516110000	Unbleached/bleached woven fabrics ofartificial staple fibre;weight>=85%	5.942	13.526	41.869	97.107
5516120000	Dyed fbrcs of artificial staple fibre;weight>=85% of artificial staple fibres	14.418	90.362	59.285	660.421
5516130000	Woven fabrics of yarns of diff colorweight>=85% of artificial staple fibres	2.037	4.860	23.954	61.496
5516140000	Printed woven fabrics of yarns of diffcolor; wght>=85% of artificial staple fb	0	109.266	0	955.369
5516210000	Un/bleached woven fabrics of artificialstaple fibre mix m-m-f;weight<85%	152	7.468	2.596	93.689
5516220000	Dyed woven fabrics of artificialstaple fibre mix m-m-f;weight<85%	2.417	179.536	21.451	2.238.252
5516230000	Woven fabrics of yarn of diff colorartificial staple fibre;weight<85%	22.772	24.234	220.420	231.160
5516240000	Printed woven fabrics of artifcl staplefibre mixed with m-m-f;weight<85%	0	9.532	0	73.311
5516320000	Dyed woven fabrics of artificial staplefibre mixed with wool;weight<85%	192	46.555	5.024	448.303
5516340000	Printed woven fabrics of staple fibremixed with wool;weight<85%	1	2	13	38
5516410000	Un/bleached woven fabrics of artificialstaple fibre mixed cotton;weight<85%	0	1.031	0	9.299
5516420000	Dyed woven fabrics of artificial staplefibre mixed with cotton;weight<85%	0	17.521	0	184.551
5516430000	Woven fabrics of yarn of diff colorsmixed with cotton;weight<85%	14.607	74.378	44.686	405.961
5516440000	Printed woven fbrcs of artifcl staplefibre mixed with cotton;weight<85%	0	2.842	0	14.749
5516910000	Other un/bleached woven fabrics ofstaple fbr mixed w/cotton;weight<85%	0	7.617	0	42.215

I.3. IMPOR MENURUT KOMODITI / IMPORT BY HS COMMODITY
*****AGUSTUS / AUGUST 2009 *****

HS	Uraian Komoditi Commodity Description	Berat Bersih / Net Weight (Kg)		Nilai / Value C.I.F (US\$)	
		Bulan ini	Kumulatif	Bulan ini	Kumulatif
		Current Month	Cum.Jan. to date	Current Month	Cum.Jan. to date
5516920000	Other dyed woven fabrics of artificialstaple fibre mixed cotton;weight<85%	2.086	51.559	15.711	399.931
5516930000	Oth woven fabric of yarn of diff colorsstaple fibre mixed cotton;weight<85%	0	18.336	0	136.078
5516940000	Other printed woven fabrics of artificalstaple fibre mixed cotton;weight<85%	0	38.377	0	394.013
5601100000	Sanitary towels & tampons, napkinsliners for baby&similar sanitary article	4.113	7.695	13.817	35.986
5601210000	Wadding & its articles of man-made fibres	408	9.121	5.793	122.139
5601221000	Wrapped cigarette tow of man-made fibres	766	4.241	6.950	36.046
5601229000	Other wrapped cigarette tow of man-made fibres	2.737	39.073	37.049	309.295
5601290000	Wrapped cigarette tow of other thanman-made fibres	28.535	280.426	41.205	1.353.643
5601301000	Polyamide fibre flock of waddingmaterial not exceeding 5 length.	20.303	52.940	30.568	199.845
5601309000	Textile flock & dust mill neps otherthan polyamide fibre flock;<=5 flock	2.587	18.710	9.602	150.296
5602100000	Needleloom felt & stitch-bonded fibrecovered/laminated.	83.336	811.788	521.890	5.174.146
5602210000	Oth felt of wool/fine animal hair,notimpregnated,coated,covered	2.616	3.557	31.025	69.134
5602290000	Oth felt of oth textile materials,notimpregnated,coated,covered	1.375	28.341	19.562	434.510
5602900000	Felt, oth thn needleloom&oth felt notimpregnated, coated, covered	20.428	110.110	57.689	560.509
5603110000	Non woven of man-made filament, notimpregnated,cvred/lminated;wght<=25g/m	433.741	3.177.006	1.305.750	10.815.590
5603120000	Non woven of m-m-f, not imprgnated,covred/lminated; 25g/m<weight<70g/m	181.160	1.337.464	827.785	5.841.846
5603130000	Non woven of m-m-f, not imprgnated,covred/lminated; 70g/m<weight<150g/m	111.198	1.303.926	475.241	4.384.273
5603140000	Non woven of m-m-f, not imprgnated,covered/laminated; weight>150g/m	257.945	2.171.775	1.290.415	11.445.864
5603910000	Non woven of other, weight<=25g/m2	440.913	2.829.232	961.835	6.213.116
5603920000	Non woven of other25g/m2 < weighing =<70g/m2	167.213	1.719.888	828.208	5.550.663
5603930000	Non woven of other70g/m2 < weighing =<150g/m2	10.391	190.188	121.065	955.181
5603940000	Non woven of other, weight<=150g/m2	147.683	1.945.052	1.111.151	11.695.123
5604100000	Rubber thread & cord, textile coveredand the like head 5404/5405	103.102	591.122	366.044	2.925.036
5604900000	Oth thn rubber thread&cord, textilecoverd&the like head 5404/5405	340.229	1.206.789	442.243	2.408.143
5605000000	Metallised yarn, whether/not gimped,metallised yarn, whether/not gimped,	27.509	127.014	131.709	612.944
5606000000	Gimped yarn, strip & the like of headgimped yarn, & strip & the like of headi	46.935	981.618	86.289	2.102.332
5607210000	Binder/baler twine of sisal/othertextile fibres of genus agave	552	53.786	29.629	309.644
5607290000	Othr binder/baler twine of sisal/othertextile fibres of genus agave	66.130	540.348	68.937	1.034.548
5607410000	Binder/baler twine of polyethylene/polypropylene	5.062	22.185	32.448	181.737
5607490000	Gimp yarn,oth thn binder/balertwine,of polyethyln/polypropyln	385.237	4.711.513	561.545	5.512.106
5607501000	V-belt cord of man-made fibres treatedresorcinol formaldehyde>=10000 dec	19.228	138.757	179.229	1.339.900
5607509000	V-belt cord of othr synth fbrs treatedmeasuring more than 10,000 decitex	83.639	635.224	239.039	2.263.315
5607901000	Other gimped yarn, of artificialsfibres, like of heading 5404/5405	13.522	68.368	71.392	655.599
5607902000	Other gimped yarn, of abaca/othhard fbrs,like of headng 5404/5405	860	8.933	6.908	132.095
5607909000	Other gimped yarn, oth thn of abacaand artificials fibres	144.929	671.528	201.202	1.209.295
5608110000	Made up fishing net of man-made textilematerials	253.733	1.728.009	399.426	2.629.291
5608192000	Net bags of man-made textile material	11.891	129.512	36.604	485.182
5608199000	Knotted of twine,oth than man-madetexti. matr.,fishg net&net bags	8.493	78.886	34.939	314.586
5608900000	Other knotted of twine,cordage/ropemade up fishg net and oth	103.041	475.825	310.139	1.312.144
5609000000	Articles of yarn,strip/the like of head5404/5405,twine,cordage,rope/cable	181.187	783.410	557.090	2.470.859
5701100000	Articles of yarn,like of head. 5404/5405,of wool/fine animal hair	0	11.418	0	101.438
5701901000	Articles of yarn,like of head. 5404/5405,of cotton, oth text.matr.	3.633	4.615	20.511	48.653
5701909000	Articles of yarn,like of head. 5404/5405,oth than cotton, oth text.matr.	122	15.374	599	18.966
5702100000	Kelem,schumacks,karamanie&smilarhand-woven rugs, not tufted/flocked	0	71	0	6.406
5702200000	Floor covering of coconut fibres (coir)not tufted/flocked	13.656	42.968	23.071	42.066
5702310000	Floor cov of pile construct of wool/fineanimal hair,not made up, not tufted/floc	0	2.748	0	84.504
5702320000	Floor cov of pile construct of man-madetext mat, not made up,not tufted/flocked	2.440	114.096	2.609	166.655
5702391000	Floor cov of pile construct of cottonnot made up, not tufted/flocked	3.908	19.321	23.367	84.698
5702399000	Floor cov of pile construct of othertextile materials, not made up,not tuft	2.463	30.608	3.462	120.099
5702420000	Oth floor cov.of pile constrct made up,of man-made textile matrils	349.554	1.374.929	674.349	2.376.868
5702491000	Oth floor cov.of pile constrct made up,of cotton,oth textile matrils	1.436	89.153	5.148	44.861
5702492000	Oth floor cov.of pile constrct made up,of jute fibres,oth textile matrils	431	431	1.545	1.545
5702499000	Oth floor cov.of pile constrct made up,oth thn cotton&jute,oth textile matrils	0	4.040	0	5.549
5702920000	Oth floor cov.not of pile constrct,made up,of man-made textl matrils	8.250	94.798	5.889	94.796
5702991000	Oth flr cov.not of pile cnstrct,made upof cotton,oth textile matrils	0	800	0	1.830
5703100000	Carpet&oth txtl flr cov.,tufted, whthr/not made up,of wool/fine anim.hair	412	1.357	1.363	27.248
5703200000	Carpet&oth txtl flr cov.,tufted, whthr/not made up,of nyln/oth plyamid	92.249	514.707	244.703	1.432.526
5703300000	Carpet&oth txtl flr cov.,tufted, whthr/not made up,of oth man-md-txtl mtrils	250.492	1.477.483	635.454	4.211.960
5703901000	Carpet&oth txtl flr cov.,tufted, whthr/not made up,of cotton,oth textile matrils	0	25.683	0	60.028
5703902000	Carpet&oth txtl flr cov.,tufted, whthr/not made up,of jute fbrs,oth txtl mtrils	0	4.928	0	16.776
5703909000	Carpet&oth txtl flr cov.,tufted, whthr/nt md up,not cttn&jute fbr,oth txtl mtril	0	12.076	0	141.446
5704100000	Tiles, having a surface <=0,3m,felt,notufted/flocked,made up/not	176	223	4.539	6.157
5704900000	Tiles, having a surface >0,3m,felt,notufted/flocked,made up/not	174.553	1.147.673	229.207	1.549.743
5705100000	Oth carpet&oth txtl flr cov.,whthr/not made, of cotton	9.664	10.262	15.110	27.002
5705200000	Oth carpet&oth txtl flr cov.,whthr/not made, of jute fibres	0	39	0	1.940
5705900000	Oth carpet&oth txtl flr cov.,whthr/not made,oth thn cotton&fibres	294.721	1.046.699	337.746	1.475.821
5801100010	Woven pile&chenille fbrc,of wool/fine animals hairs,melton cloth(tennis)	11.049	64.263	97.834	719.719
5801100090	Woven pile&chenille fbrc,of wool/fine anml hairs,oth melton cloth(tennis)	339	4.205	2.117	36.165
5801210000	Uncut weft pile fabrics of cotton otherthan fabrics of head 5802/5806	2.586	15.368	20.411	180.216
5801220000	Cut corduroy of cotton oth than fabricof head 5802/5806	204.701	729.934	1.412.269	5.174.502
5801230000	Oth weft pile fabrics of cotton oth thnfabrics of head 5802/5806	4.546	15.944	21.696	120.977
5801240000	Warp pile fabrics, epingle£(uncut) ofcotton oth than fabrics of head 5802/06	0	2.384	0	19.051

I.3. IMPOR MENURUT KOMODITI / IMPORT BY HS COMMODITY
*****AGUSTUS / AUGUST 2009 *****

H S	Uraian Komoditi Commodity Description	Berat Bersih / Net Weight (Kg)		Nilai / Value C.I.F (US\$)	
		Bulan ini	Kumulatif	Bulan ini	Kumulatif
		Current Month	Cum.Jan. to date	Current Month	Cum.Jan. to date
5801250000	Warp pile fabrics of cotton, cut, otherthan fabrics of head 5802/5806	21.380	58.254	96.518	369.164
5801260000	Chenille fabrics of cotton other thanfabrics of head 5802/5806	0	8.533	0	35.557
5801310000	Uncut weft pile fbrcs of man-made fbrsother than fabrics of head 5802/5806	350	28.407	1.640	121.315
5801320000	Cut corduroy of man-made fibres otherthan fabrics of head 5802/5806	11.828	59.737	61.552	371.560
5801330000	Oth weft pile fabrics of man-made fbrsother than fabrics of head 5802/5806	0	39.398	0	312.387
5801340000	Warp pile fbrcs, epingle(uncut) of man-made fbrs othr thn fabr of head 5802/06	0	1.344	0	9.085
5801350000	Warp pile fabrics of man-made fibres,cut,other than fabrics of head 5802/5806	8.786	48.733	72.373	374.555
5801360000	Chenille fabrics of man-made fribresother than fabrics of head 5802/5806	0	68.040	0	193.227
5801901000	Othr carpet & text floor covrng of silkthan fabrics of head 5802/5806	4.748	7.343	33.159	54.648
5801909000	Othr carpet & text floor covrng of oththan silk/fabrics of head 5802/5806	22.150	221.264	168.469	1.195.152
5802110000	Unbleachd terry towelling&smilar wovenfabrcs of cotton othr than head 5806	44	47.454	2.998	202.335
5802190000	Bleachd terry towelling&smilar wovenfabrcs of cotton othr than head 5806	139	113.362	1.908	648.292
5802200000	Terry towelling & imilar ofotr textilemat fabrcs of cotton othr than head 5806	2.508	334.129	19.099	1.814.356
5802300000	Tufted textile fabrics of cotton otherthan fabrics of head 5806	2.253	335.442	6.300	1.747.558
5803001000	Gauze, oth thn narrow fbrcs of heading58.06, of cotton	1.442	175.541	11.709	1.939.503
5803009000	Gauze, oth thn narrow fbrcs of heading58.06, oth thn cotton	3.514	65.313	56.990	733.066
5804101000	Tulles & other net fabrics of silk,notincl woven fabrics of head 6002 to 6006	2.822	27.170	22.489	433.321
5804102000	Tulles & other net fbrcs of cotton,notincl woven fabrics of head 6002 to 6006	294	3.077	3.045	69.853
5804109000	Tulles&oth net fbrc oth than silk/cottoninc woven fabrics of head 6002 to 6006	46.007	241.695	316.886	1.735.948
5804210000	Mechanically made lace of man-made fbrsexcl fabrics of head 6002 to 6004	31.617	256.302	1.001.548	7.248.599
5804290000	Mechanically made lace of oth textilemat. excl fabrics of head 6002 to 6004	10.667	258.190	251.440	9.477.531
5804300000	Mechanically hand-made lace excl.fabricof head 6002 to 6004	8.001	455.165	93.293	1.418.865
5805001000	Hand-woven tapestries of cotton, whetheror not made up	97	4.513	2.187	70.384
5805009000	Hand-woven tapestries of other thancotton, whether/not made yp	0	32.758	0	55.351
5806101000	Woven pile fabrics of silk other thangooods of head 5807	3.692	100.893	40.312	1.233.323
5806102000	Woven pile fabrics of cotton otherthan goods of head 5807	2.317	35.203	22.477	372.691
5806109000	Woven pile fabrics of other than silk/cotton other than goods of head 5807	3.832	70.559	61.898	796.038
5806200000	Oth woven fabrics;weight>=5% of elasto-meric yarn/thread	88.307	776.323	1.698.692	12.420.876
5806311000	Narrow woven fabrics of cotton for mfgof inkd ribbon oth thn goods of head 580	494	17.771	6.155	415.168
5806312000	Backing for electrical insulating paperother than good of head 5807	286	3.669	3.339	65.910
5806313000	Slide fastener ribbons;width<=12mmother than good of head 5807	45.097	180.833	253.263	998.594
5806314000	Webbings used in covering piping, polesand the like but goods of head 5807	19.678	40.080	168.042	310.796
5806319000	Other woven fabrics excluding goods ofhead 5807	5.274	73.790	91.141	1.565.839
5806321000	Narrow woven fabrics of man-made fibresfor seat belt webb excl goods of head 5	67.110	402.437	445.219	4.139.832
5806322000	Slide fastener ribbon;width<=12mm of mffor seat belt webb excl goods of head 58	874	13.910	6.545	220.125
5806323000	Webbings used in covering piping, poles,other than good of head 5807	2.332	16.891	12.266	62.243
5806329000	Woven fbrcs of oth than cotton/man-made for other than goods of head 5807	120.915	1.230.876	931.119	8.323.705
5806391000	Woven fabrics of silk other than goods of head 5807	698	9.718	17.999	142.281
5806399010	Woven fabr for covering,piping, poles,other than goods of head 5807	2.526	19.175	61.533	220.158
5806399020	Narrow woven fabrics for mfg of ribbonstypewritr, no ink oth than good of head	729	4.047	4.694	33.958
5806399030	Narrow fabrics used for slide fastener;width<=12mm	8	1.622	35	18.688
5806399090	Narrow fabrics used for slide fastener;width>12mm	14.452	76.243	218.430	971.268
5806400000	Fabrics consist of warp without assbldby means of an adhesive	472	4.215	6.469	46.361
5807100000	Labels,badges, similar mat of woven,inpiece,strip,shape/size,not embroidere	137.068	1.579.043	2.259.294	25.648.175
5807900010	Labels,badges, similar mat of non wovenfbr in piece,strip,shape/size,not emb	23.139	283.238	318.094	3.057.146
5807900090	Labels,badges, similar mat of oth wovenfbr in piece,strip,shape/size,not emb	29.397	300.156	328.335	3.387.602
5808101000	Braid in the piece combined with rubberthreads, without embroidery, not knit/cr	4.105	169.894	67.061	2.646.376
5808109000	Braids not in the piece combined withthreads, without embroidery, not knit/cr	2.167	26.397	113.452	648.613
5808901000	Oth braids combined with rubber threadswithout embroidery, not knitted/crocheted	79.676	270.615	758.649	2.423.649
5808909000	Oth braid combined with oth than rubberthreads, without embroidery, not knit/cr	28.799	136.802	140.260	613.040
5809000000	Woven fabrics of metal thread & wovenfabrics of metallised yarn of head 5605	27.966	40.486	226.883	344.648
5810100000	Embroidery without visible ground,in piein strip motifs	37	7.687	1.204	134.071
5810910000	Embroidery of cotton, without visiblegoround in piece,in strip motifs	28.493	373.332	508.972	6.058.510
5810920000	Embroidery of man-made fibres, withoutvisible goround,in piece,in strip motifs	188.283	620.427	1.483.104	5.040.255
5810990000	Embroidery of other textile material,visible goround, in piece,in strip motifs	181.988	852.049	1.894.379	8.579.641
5811000000	Quilted textile prods in the piece,with mat aseembld othr than embdrdy of 5	6.370	85.235	80.468	788.412
5901100000	Textile fabrics coated w/gum/amylaceused for covers books and the like	465	68.117	27.219	429.873
5901901000	Textile fabrics coated w/gum/amylacefor tracing cloth	15	46.666	1.293	237.033
5901902000	Textile fabrics coated w/gum/amylaceprepared painting canvas	0	20.062	0	105.235
5901909000	Textile fabrics coated w/gum/amylacefor other than tracing cloth/paintg c	7.697	114.262	43.405	337.529
5902101000	Chafer canvas type of nylon/oth poly-amides, high tenacity, rubberised	31.402	166.367	158.452	1.055.073
5902109000	Chafer canvas type of nylon/oth poly-amides, high tenacity, not rubberised	785.109	5.151.212	3.053.201	20.675.955
5902202000	Chafer canvas type of polyester, highnylon, tenacity, rubberised	5.596	32.831	50.263	178.076
5902209000	Chafer canvas type of polyester, highnylon, tenacity, not rubberised	269.514	2.563.207	1.071.895	10.178.898
5902900000	Tyre cord fabric of high tenacity yarn,oth thn nylm/oth polymd&polystyr	546	30.097	5.589	192.748
5903100000	Textile fabrics impregnat,coat,coverwith polyvinyl chloride	1.028.619	14.793.766	1.501.097	17.235.310
5903200000	Textile fabrics impregnat,coat,coverwith polyurethane	541.808	4.165.795	4.196.421	36.062.489
5903901000	Impregnated textile fbrcs of nylon canvcoated with plastics oth than of head 59	80.730	416.427	436.604	3.299.030
5903909000	Oth imprgntd text fbrc of oth than nylononcanvas coated w/plastic oth thn of head	250.742	1.662.355	1.941.965	13.354.523
5904100000	Linoleum, cut to shape/not,coatingapplied on textile backing	12	8.370	468	32.621
5904900000	Oth linoleum, cut to shape/not,coating applied on textile backing	6.896	8.046	36.252	56.000
5905000000	Textile wall coverings,textile wall coverings.	5.075	9.693	7.674	21.552

I.3. IMPOR MENURUT KOMODITI / IMPORT BY HS COMMODITY

***AGUSTUS / AUGUST 2009 ***

HS	Uraian Komoditi Commodity Description	Berat Bersih / Net Weight (Kg)		Nilai / Value C.I.F (US\$)	
		Bulan ini	Kumulatif	Bulan ini	Kumulatif
		Current Month	Cum.Jan. to date	Current Month	Cum.Jan. to date
5906100000	Adhesive tape;width<=20cm, oth than ofheading 5902	11.544	180.451	126.592	1.628.972
5906910000	Knitted/crocheted linoleum, whetherof not to shape	34.142	412.387	164.317	2.102.766
5906991000	Linoleum for hospital rubber sheeting,whether/not cut to shape.	286	2.726	10.440	34.341
5906999000	Linoleum not for hospital rbr sheetinwhether/not cut to shape.	20.377	533.763	307.168	2.320.187
5907001000	Fabrics impregnated,coated/covered oilof oil-based preparation	324	2.722	34.637	180.777
5907003000	Textile fbrcs impregnated, coated/covrwith fire resistant chemical	50	185	1.525	1.779
5907004000	Fabrics imprgntd,coated/covered flockvelvet, the entire surface of textile fl	24.879	82.581	132.658	476.783
5907006000	Fabrics impregnated,coated/covered othematerials	55.211	265.745	85.748	512.951
5907009000	Othe textile fabrics not impregnated,covered with othe materials	1.694	36.789	22.275	475.768
5908001000	Wick; incandescent gas mantleswhether/not impregnated	5.322	19.969	14.876	109.593
5908009000	Textile oth than wick; incandescent gasmantles, whether/not impregnated	0	7.586	0	66.554
5909001000	Fire hoses and similar textile tubing	18.677	228.684	70.296	1.029.936
5909009000	Othe textile hosepipng & similartextile tubing	52.419	198.116	66.140	473.565
5910000000	Transmssn/convyr belts/belting,of textl matrl, whether/not impregnated,	51.397	182.052	257.277	1.971.206
5911100000	Textile fabrics, felt&felt-lined wovencoated with rubber,leather/oth materi	45.683	584.390	705.593	8.216.278
5911200000	Bolting cloth, whether/not made up	12.879	54.006	147.269	812.555
5911310000	Textile fabrics&felts;weight< 650 g/m,in making/similar machinery	8.604	65.305	990.640	4.983.378
5911320000	Textile fabrics&felts;weight>= 650 g/m,in making/similar machinery	61.652	364.592	3.221.050	19.314.526
5911400000	Straining cloth of a kind used in oilr the like incl that of hair	4.375	10.253	16.171	102.636
5911901000	Textile packings & gaskets used inmaking/similar machinery	5.304	63.248	12.694	449.849
5911909000	Othe than textile packings & gasketsused in making/similar machinery	78.988	820.584	1.071.453	8.453.065
6001101000	Unbleached long pile, knitted/crocheted,mercerised	288	37.212	2.112	362.674
6001109000	Bleached long pile, knitted/crocheted,not mercerised	5.401	136.180	34.549	1.194.029
6001210000	Looped pile fabrics of cotton,knitted/crocheted	2.183	173.983	47.292	1.296.112
6001220000	Looped pile fabric of man made fibre,knitted/crocheted	71.468	228.773	351.547	1.968.412
6001290000	Looped pile fabric of oth textls matrls,knitted/crocheted	840	41.042	8.527	274.073
6001910000	Oth pile fabrics, of cotton,knitted/crocheted	86.515	421.405	487.630	2.441.732
6001921000	Oth pile fabrics, of man made fibres,unbleached	82.265	581.767	321.781	3.050.816
6001929000	Oth pile fabrics, of man made fibres,oth than unbleached	134.532	798.807	683.065	4.103.228
6001991000	Unbleached fabrics of othe textilematerials,not mercerised	7.943	39.349	59.862	344.454
6001999000	Bleached fabrics of othe textilematerials,not mercerised	29.432	276.637	156.470	1.750.735
6002400000	Knit/croch fbrcs;weight>5% of elastomeyam,no rubber thread, oth than of head	270.954	2.319.154	2.098.732	19.201.684
6002900000	Knit/croch fbrcs;weight<5% of elastomeyam,no rubber thread, oth than of head	669.394	9.008.451	5.374.989	76.142.092
6003100000	Knit/croc fbrcs of wool/fine animalhair, width<=30cm oth than 6001/6002	2.725	20.700	19.450	154.533
6003200000	Knit/crocheted fabrics of cottonwidth<=30cm oth than 60.01/60.02	20.077	269.462	148.158	1.380.377
6003300000	Knit/crocheted fabrics of synthcticfibr, width<=30cm oth than 6001/6002	13.345	283.138	128.478	2.369.640
6003400000	Knit/crocheted fabrics of artificialwidth<=30cm oth than 60.01/60.02	3.626	8.206	39.283	115.561
6003900000	Othr knit/croc fabrics, width<=30cmoth than 60.01/60.02	22.538	231.578	65.712	1.538.987
6004101000	Knitted swimwear fabric;weight 80%synth yarn; 20% elastic yarn	527.027	2.803.873	3.954.440	23.500.404
6004109000	Knitt/crochet fabr,width<=30cmcon.>20%, oth thn of heading 6001	408.199	4.684.798	3.398.561	31.657.112
6004900000	Othe knitted/crocheted fabrics; width<=30cm othe than of heading 6001	90.684	920.553	1.150.467	9.087.022
6005210000	Warp knit fabrics of cotton othe than of heading 60.01-60.04	59.720	144.679	373.706	1.048.447
6005220000	Dyed warp knit fabrics of cotton othethan of heading 60.01-60.04	12.484	182.860	97.906	1.531.246
6005230000	Warp knit fabrics of yarn of diff coloroth than of heading 60.01-60.04.	38.193	203.004	267.098	1.627.585
6005240000	Printed warp knit fabrics of cotton oththan of heading 60.01-60.04	94.411	445.529	746.988	3.263.962
6005311000	Wrp knit fbrc,of synthtc,bleach/no.swimwr,of polyester&polybutylene	3.306	121.109	43.788	920.096
6005319000	Wrp knit fbrc,of synthtc,bleach/no,oth thn swimwr,of polystr&polybutyln	104.886	1.444.735	1.051.590	11.095.502
6005321000	Warp knit fabr,of synthtc,dyed,swimwr,of polyester&polybutylene	32.863	616.227	307.531	4.824.975
6005329000	Warp knit fabr,of synthtc,dyed,oth thn swimwr,of polystr&polybutyln	80.834	1.311.828	905.733	10.337.324
6005331000	Wrp knit fbrc,of synthtc,yarn diff clrs,swimwr,of polyester&polybutylene	0	4.869	0	66.014
6005339000	Wrp knit fbrc,of synthtc,yarn diff clrs,oth thn swimwr,of polystr&polybutyln	42.396	449.699	387.476	5.619.163
6005341000	Warp knit fabr,of synthtc,printed,swimwr,of polyester&polybutylene	0	15.449	0	134.687
6005349000	Warp knit fabr,of synthtc,printed,oth thn swimwr,of polystr&polybutyln	4.813	143.154	13.936	440.689
6005410000	Warp knit fabrics of artifcl fibres ofthan of heading 60.01-60.04	0	1.745	0	18.696
6005420000	Dyed warp knit fabrics of artifcl fibroth than of heading 60.01-60.04.	4.707	29.255	21.791	199.284
6005430000	Warp knit fbrc of artfcl fbrcs yarn ofdiff cls,oth than of heading 60.01-60.04	72	121	1.918	2.579
6005900000	Oth warp knit fabrics oth than ofheading 60.01-60.04	12.338	444.938	69.895	2.569.260
6006100000	Oth knit/crochtd fbrcs of wool/fineanimal hair oth than of head 6001-6004	36.992	352.543	459.619	4.680.572
6006210000	Oth knit/crochtd fbrcs of cottonoth than of heading 60.01-60.04.	2.343	830.914	46.231	6.194.723
6006220000	Oth dyed knit/crochtd fbrcs of cottonoth than of heading 60.01-60.04.	1.940.775	14.614.826	13.066.802	97.751.306
6006230000	Oth knit/crochtd fbrcs of yarn of difcolor oth than of heading 60.01-60.04	10.439	152.066	62.058	935.232
6006240000	Oth printed knit/crochtd fbrcs ofcotton oth than of heading 60.01-60.04.	50.269	463.599	454.613	4.146.379
6006311000	Oth warp knit fbrcs of nylon fibr meshfor as a backng material for mosaic tile	1.997	107.085	25.401	708.315
6006319000	Oth warp knit fbrcs of oth than ofheading 60.01-60.04.	28.609	186.720	130.212	1.330.700
6006321000	Dyed nylon fibre mesh for use as backngmat for mosaic tiles oth than head 6001-	227.669	2.612.534	1.499.829	20.486.778
6006329000	Oth dyed nylon fibres material formosaic tiles oth than head of 6001-6004	226.164	2.204.020	1.891.852	16.711.261
6006330000	Oth knittd/crochetd fabr synthtc,of yarn of diff colors	70	9.320	929	93.368
6006340000	Oth knittd/crochetd fabr synthtc,printed	3.840	190.790	16.583	1.553.172
6006410000	Oth warp knit fabrics of artificialfibres oth than of heading 60.01-60.04.	0	11.798	0	86.044
6006420000	Oth dyed warp knit fabrics of artifi-cial fibres oth than of head 60.01-60.04	64.186	999.560	488.738	7.235.641
6006430000	Oth warp knit fabrics of yarn of diffcolor oth than of heading 60.01-60.04	0	1.555	0	16.234
6006440000	Oth warp knit fabrics of artificialfibres printed oth than of head 60.01-60	14.850	64.797	102.021	463.285

I.3. IMPOR MENURUT KOMODITI / IMPORT BY HS COMMODITY
*****AGUSTUS / AUGUST 2009 *****

HS	Uraian Komoditi Commodity Description	Berat Bersih / Net Weight (Kg)		Nilai / Value C.I.F (US\$)	
		Bulan ini Current Month	Kumulatif Cum.Jan. to date	Bulan ini Current Month	Kumulatif Cum.Jan. to date
6006900000	Oth warp knit fabrics oth than of artcial fibres oth than of head 6001-6004	507.434	2.818.779	3.114.605	19.021.486
6101200000	Male's wear of cotton oth than ofhead 61.03	11.364	28.919	80.555	293.820
6101300000	Male's wear of man-made oth thanof head 61.03	64	3.337	3.145	64.938
6101900000	Male's wear of oth textile materialoth than of head 61.03	458	30.255	9.656	218.521
6102100000	Female's wear of wool/fine animalhair knitted/crocheted oth than of he	80	150	5.119	8.847
6102200000	Female's wear of cotton,knitted/crocheted oth than of head 6104	816	9.722	17.845	153.870
6102300000	Female's wear of man-made fibres,knitted/crocheted oth than of head 61	177	3.079	8.760	43.505
6102900000	Female's wear of oth textile materials,knitted/crocheted oth than of head 61	250	9.846	869	161.567
6103100000	Mens/boys suits(oth thn swimwr)knitted/crocheted	3	9.481	83	85.764
6103220000	Male' ensembles of cotton	0	12.726	0	176.428
6103230000	Male' ensembles of synthetic fibres	0	3.196	0	6.755
6103290000	Men/boy ensembl of oth textls matrsls(oth thnswimwr)knitt/crochet	610	1.501	5.856	11.143
6103310000	Male's jackets & blazers of wool/fineanimal hair	0	82	0	3.974
6103320000	Male's jackets & blazers of cotton	953	9.644	8.928	110.429
6103330000	Male's jackets & blazers of syntheticfibres	540	16.191	2.869	126.278
6103391000	Male's jackets & blazers of ramie,linenor silk	75	3.515	1.441	47.592
6103399000	Male's jackets & blazers of oth textilmaterials	0	1.408	0	21.994
6103410000	Male's trousers,bib&brace overall,breeches&shorts of wool/fine animal hair	0	83	0	3.995
6103420000	Male's trousers,bib&brace overall,breeches&shorts of cotton	19.373	61.490	32.065	267.416
6103430000	Male's trousers,bib&brace overall,breeches&shorts of synthetic fibres	348	21.154	11.927	313.702
6103490000	Men/boy trousr,bib&brace overvll,breech&short of oth textl matrsl,knitt/crochet	943	5.380	3.993	29.608
6104130000	Female's suits of synthetic fibres	772	5.972	5.893	23.696
6104192000	Women/girl suits,of cotton synthtcfibres,of oth textl matrsl,knitt/crochet	0	1.192	0	3.911
6104199000	Female's suits of oth textile material	4.701	31.374	30.293	342.960
6104220000	Female's ensembles of cotton	12.379	37.004	27.265	123.534
6104230000	Female's ensembles of synthetic fibres	0	10.651	0	19.385
6104290000	Womens/girls ensembles,of oth textl matrsl,knitted/crocheted	0	3.257	0	48.510
6104310000	Female's jackets & blazers of wool/fine animal hair	0	57	0	1.861
6104320000	Female's jackets & blazers of cotton	1.974	22.675	14.141	123.670
6104330000	Female's jackets & blazers of syntheticfibres	100	19.204	4.816	109.445
6104390000	Women/girl jackets&blazers,of oth textl matrsl,knitt/crochet	55	726	944	18.422
6104410000	Dresses of wool/fine animal hair, knitted/crocheted	85	207	13.551	21.932
6104420000	Dressed of cotton	27.257	159.739	80.597	663.613
6104430000	Dressed of synthetic fibres	5.179	84.063	35.453	326.326
6104440000	Dressed of artificial fibres	1.302	7.387	66.454	349.330
6104490000	Dresses of other textile materials	1.511	6.172	14.620	144.159
6104510000	Female's skirts & divided skirt of wool fine animal hair	0	1	0	16
6104520000	Female's skirts & divided skirts ofcotton	7.653	44.237	19.246	121.623
6104530000	Female's skirts & divided skirts ofsynthetic fibres	26.834	162.362	74.081	393.404
6104590000	Women/girl skirts&devided skirts,of oth textl matrsl,knitt/crochet	20.995	43.456	164.288	379.083
6104620000	Female's trousers, bib & brace overallsbreeches & shorts of cotton	194.751	1.169.228	568.809	3.362.877
6104630000	Female's trousers, bib & brace overallsbreeches & shorts of synthetic fibres	78.164	618.065	182.372	1.388.303
6104690000	Womn/girl trouser,bib&brace overvll,brh&short f oth textl matrsl,knitt/crochet	1.749	33.108	27.471	528.993
6105100000	Male's wear of cotton, knitted/crocheted	33.604	243.323	307.560	2.688.931
6105201000	Male's wear of synthetic fibres, knittedor crocheted	1.250	21.355	29.335	404.594
6105202000	Male's wear of artificial fibres, knitteor crocheted	70	1.329	3.877	32.176
6105900000	Men/boy shirts of oth textls matrsls,knitt/crochet	6.459	21.843	17.428	161.007
6106100000	Female's wear of cotton, knitted/crocheted	203.754	1.049.273	937.340	5.798.845
6106200000	Female's wear of man-made, knittedor crocheted	37.813	228.208	121.210	820.146
6106900000	Womn/girl blous,shirt&shirtblous,oth textl matrsl,knitt/crochet	33.718	107.582	329.436	1.231.717
6107110000	Male's underpants & briefs of cotton	22.240	110.817	114.178	812.907
6107120000	Male's underpants & briefs of man-madefibres	5.450	67.555	14.853	190.519
6107190000	Male's underpants & briefsof oth textls matrsls	1.171	11.119	3.733	96.100
6107210000	Male's nightshirts & pyjamas of cotton	109	29.960	2.685	80.712
6107220000	Male's nightshirt & pyjama of man-madefibres	0	10.001	0	18.774
6107290000	Male's nightshirt&pyjamasof oth textls matrsls	2.191	2.950	14.005	21.051
6107910000	Oth wear articles of cotton	17.622	203.832	48.584	370.465
6107990000	Oth wear male of oth textls matrsls	0	2.781	0	22.639
6108110000	Female's slips & petticoats of man-made fibres	103	989	3.897	29.863
6108192000	Female's slips & petticoats of wool/fine animal hair	0	117	0	1.732
6108193000	Female's slips & petticoats of cottonof oth textls matrsls	0	584	0	1.069
6108199010	Female's slips & petticoats of silkof oth textls matrsls	0	1	0	12
6108199090	Female's slips & petticoats oth thnsilk, of oth textls matrsls	238	3.379	5.077	73.165
6108210000	Briefs & panties of cotton	111.475	469.889	394.312	1.471.584
6108220000	Briefs & panties of man-made fibres	433.683	1.308.347	1.001.834	2.918.075
6108290000	Female's brief&pantie,knitt/crochetof oth textls matrsls	3.247	14.663	39.467	140.926
6108310000	Nightdresses & pyjamas of cotton	63.576	229.228	116.620	473.528
6108320000	Nightdresses & pyjamas of man-madefibres	14.017	111.957	26.450	214.537
6108390000	Female nightdress&pyjama,of othtextls matrsls,knitt/crochet	199	2.822	1.264	16.442
6108910000	Negliges, bathrobes, dressing gowns ofcotton	258	16.614	1.494	57.621
6108920000	Negliges, bathrobes, dressing gowns ofman-made fibres	15.200	45.159	33.067	119.875
6108990000	Oth famale wear,of oth textl matrsl,knitted/crocheted	0	937	0	20.412

I.3. IMPOR MENURUT KOMODITI / IMPORT BY HS COMMODITY
*****AGUSTUS / AUGUST 2009 *****

H S	Uraian Komoditi Commodity Description	Berat Bersih / Net Weight (Kg)		Nilai / Value C.I.F (US\$)	
		Bulan ini	Kumulatif	Bulan ini	Kumulatif
		Current Month	Cum. Jan. to date	Current Month	Cum. Jan. to date
6109101000	Men/boys't-shirts, singlets & othvests, knitted/crocheted of cotton	82.117	432.894	592.107	3.754.899
6109102000	Women/girls't-shirts,singlets & othvests, knitted/crocheted of cotton	102.657	638.706	709.880	4.163.604
6109901000	Men/boys't-shirts,singlets & oth vestsknit./crocheted of ramie, linen/silk	51	24.306	42	174.657
6109902000	Men/boys't-shirts,singlets & oth vestsknitted/crocheted of oth materials	3.990	92.165	177.426	1.461.365
6109909000	T-shirt,singlet&oth vest,knitted/crochet,of oth txtl mtrl,oth thn f rami,linn&slk	29.184	120.927	186.173	883.294
6110110000	Jerseys,pullovers, cardigans, waistcoatof wool	618	92.254	55.236	574.368
6110120000	Jerseys,pullovers, cardigans, waistcoatof kashmir (cashmere) goats	8	29.511	2.374	273.618
6110190000	Jerseys,pullovers, cardigans, waistcoatof oth wool/fine animal hair	79	12.836	1.308	128.365
6110200000	Jerseys,pullovers, cardigans, waistcoatof cotton	328.095	2.005.976	1.954.435	12.878.588
6110300000	Jerseys,pullovers, cardigans, waistcoatof man-made fibres	4.497	79.429	167.013	1.146.115
6110900000	Jersey,pullover,cardign,waiscoat&similararticle,knitted/crochet,of oth txtl mtrl	149	152.023	13.900	949.243
6111200000	Babie garment&clothing accessorie,knitted/crochet,of cotton	28.516	111.389	178.613	1.314.462
6111300000	Babie garment&clothing accessorie,knitted/crochet,of synthtc fibres	2.066	78.017	10.616	260.679
6111900000	Babie garment&clothing accessorie,knitted/crochet,of oth txtl mtrl	4.515	29.004	53.339	287.501
6112110000	Track suits of cottonknitted/crocheted	966	2.472	7.818	20.525
6112120000	Track suits of synthetic fibresknitted/crocheted	581	974	9.050	16.029
6112190000	Track suits of oth txtl mtrl,knitted/crocheted	0	874	0	10.100
6112310000	Male's swimwear,of synthtc fibrs,knitted/crocheted	550	8.721	18.692	202.753
6112390000	Male's swimwear,of oth txtl mtrl,knitted/crocheted	388	574	4.217	10.329
6112410000	Female swimwear,of synthtc fibr,knitted/crocheted	2.053	13.361	77.486	510.304
6112490000	Female swimwear,of oth txtl mtrl,knitted/crocheted	1	2.373	8	9.756
6113001000	Diver wetsuit,made up of knitted/cochet,fabrics of heading 5903, 5906/5907	131	672	11.819	28.650
6113002000	Protectve/safety garmnt fr worker,made-up of knitted/cochet,head 5903;5906;5907	1.346	6.087	10.015	36.909
6113009000	Oth garment,made up of knitted/crochetfabrics of heading 5903,5906/5907	0	1.512	0	3.693
6114200000	Oth garments, knitted/crocheted ofcotton	166	230.894	6.535	1.348.938
6114300000	Oth garments, knitted/crocheted ofof man-made fibres	190	3.028	6.239	90.285
6114900000	Oth garments, knitted/crocheted ofof oth textile materials	24.663	329.059	214.935	2.817.826
6115100000	Panty hose & tights of graduatedcompression hosiery	10	133	138	3.736
6115210000	Panty hose & tights of synthetic fibres,single yarn<67 decitex, elastic/rubber	20	6.644	568	26.508
6115220000	Panty hose & tights of synthetic fibres,single yarn<67/>67 decitex,	70	9.996	2.001	31.900
6115291000	Stockings,socks,sockettes of cottonsingle yarn<67 decitex, elastic/rubber	201	1.251	3.951	6.887
6115299000	Panty hose & tights of oth than cottonelasticated/rubberised	2.066	17.689	37.386	84.911
6115301000	Women's full-length,knee-length hosieryof cotton, single yarn < 67 decitex	2	10.064	453	24.512
6115309000	Women's full-length,knee-length hosieryof oth than cotton, single yarn<67 dtex	30	5.763	138	24.578
6115940000	Oth stockings,socks, of wool/fineanimal hair,single yarn < 67 decitex	17	288	586	10.239
6115950000	Oth stockings,socks, of cotton,single yarn < 67 decitex	21.633	117.767	93.904	702.947
6115960000	Oth stockings,socks,sockettes ofsynthetic fibres,single yarn < 67 dtex	25.439	265.308	83.116	819.338
6115990000	Oth stockings,socks,sockettes of othtextile materials, single yarn<67 dtex	1.722	3.367	2.591	15.547
6116100000	Gloves,mittens, mitts, knitted,croch.impregn., coated/covered plastics/rubber	8.788	35.403	34.077	333.394
6116910000	Gloves,mittens,of wool/fine animal hairknit. not impregn.coat.plastics/rubbers	154	4.800	4.221	134.250
6116920000	Gloves,mittens,of cotton knitted,croch.not impregnated coated plastics/rubbers	3.572	81.157	11.631	119.140
6116931000	Gloves,mittens,of synthetic fibresknit.not impregn.coat.plastics/rubbers	1	5	1	19
6116939000	Gloves,mittens,of oth th synthetic fibrsknit.not impregn.coat.plastics/rubbers	2.386	117.273	20.566	285.105
6116990000	Gloves,mittens,of oth textile materialsknit.not impregn.coat.plastics/rubbers	1.442	17.936	1.356	37.844
6117101000	Shawls, scarves, mufflers, mantillas,& the like of cotton	5.046	17.470	16.542	134.619
6117109000	Shawls, scarves, mufflers, mantillas,& the like of oth textile materials	1.225	23.791	13.938	365.455
6117801100	Ties, bow ties & cravats of wool/fineanimal hair	249	5.936	1.630	103.734
6117801900	Ties, bow ties & cravats of oth thanwool/fine animal hair	410	5.991	1.878	139.672
6117809000	Oth access of oth than wool/fineanimal hair	15.000	229.369	259.988	4.140.462
6117900000	Oth parts of garment	61.008	331.974	695.049	2.672.722
6201110000	Men/boys'overcoats,raincoats,car-coats,cloaks of wool/fine animal hair	151	65.900	9.919	146.999
6201120000	Men/boys'overcoats,raincoats,car-coats,cloaks of cotton	2.152	5.412	28.117	63.960
6201130000	Men/boys'overcoats,raincoats,car-coats,cloaks of man-made fibres	776	5.343	15.174	62.184
6201190010	Men/boys'overcoats,raincoats,car-coatscapes,cloaks of silk	0	2.474	0	26.805
6201190020	Men/boys'overcoats,raincoats,car-coatscapes,cloaks of ramie	0	24	0	170
6201190090	Men/boys'overcoats,raincoats,car-coats,cloaks of oth man-made fibres	89	1.024	39	8.128
6201910000	Men/boys' anorak, wind-cheaters/jacketsof wool/fine animal hair	55	279	3.115	12.355
6201920000	Men/boys' anorak, wind-cheaters/jacketsof cotton	1.198	31.501	26.779	159.697
6201930010	Men/boys' anorak, wind-cheaters/jacketsof batik	3	1.794	46	44.123
6201930090	Men/boys' anorak, wind-cheaters/jacketsof oth man-made fibres	2.786	9.821	30.549	187.898
6201990090	Men/boys' anorak, wind-cheaters/jacketsof oth textile materials	22	647	1.365	16.311
6202110000	Women/girls'overcoats,raincoats, car-coats, capes of wool/fine animal hair	167	877	15.982	43.211
6202120000	Women/girls'overcoats,raincoats, car-coats, capes of cotton	445	10.075	16.845	132.557
6202130090	Women/girls'overcoats,raincoats, car-coats, capes of oth man-made fibres	610	5.159	30.511	107.007
6202190010	Women/girls'overcoats,raincoats, car-coats, capes of silk	60	239	227	765
6202190090	Women/girls'overcoats,raincoats, car-coats, capes of oth textile materials	65	2.405	1.012	46.810
6202910000	Women/girls'anorak,wind-cheater/jacketsof wool/fine animal hair	0	7	0	2.180
6202920000	Women/girls'anorak,wind-cheater/jacketsof cotton	4.921	14.201	29.315	154.259
6202930090	Women/girls'anorak,wind-cheater/jacketsof oth man-made fibres	406	4.562	24.720	74.817
6202990010	Oth famale wear,of oth textl matr,of silk	224	356	206	5.581
6202990090	Oth famale wear,of oth textl matr,oth than silk & ramie	0	7.206	0	44.895
6203110000	Men/boys'suits of wool/fine animalhair	76	1.645	22.685	153.539

I.3. IMPOR MENURUT KOMODITI / IMPORT BY HS COMMODITY
*****AGUSTUS / AUGUST 2009 *****

H S	Uraian Komoditi Commodity Description	Berat Bersih / Net Weight (Kg)		Nilai / Value C.I.F (US\$)	
		Bulan ini	Kumulatif	Bulan ini	Kumulatif
		Current Month	Cum.Jan. to date	Current Month	Cum.Jan. to date
6203120000	Men/boys' suits of synthetic fibres	8	3.373	187	24.718
6203191000	Men/boys' suits of cotton	568	7.231	1.446	31.132
6203199090	Male's suits, of oth textl matr,oth thn silk&ramie,oth thn cotton	0	1.739	0	10.510
6203220000	Men/boys' ensembles of cotton	1.654	9.146	3.531	22.255
6203230000	Men/boys' ensembles of synthetic fibres	0	2.024	0	4.100
6203290090	Male's ensembles, of oth textl matr,oth than silk & ramie	0	920	0	8.536
6203310000	Men/boys' jackets & blazers of wool fine animal hair	835	6.527	51.924	331.291
6203320000	Men/boys' jackets & blazers of cotton	14.006	258.884	69.359	777.367
6203330000	Men/boys' jackets & blazers of syntheticfibres	3.338	40.613	38.263	326.146
6203390010	Male jact&blazr, of oth textl matr,of silk	4	227	83	5.022
6203390090	Male jact&blazr, of oth textl matr,oth than silk & ramie	13	5.593	273	158.749
6203410000	Trousr,bib&brace overrl,breech&short,of wool/fine animal hair,male wear	455	3.916	30.470	204.968
6203421000	Men/boys' bib & brace overalls ofcotton	496	9.895	11.920	135.748
6203429000	Men/boys' trousers of cotton	215.979	1.783.442	897.664	6.226.645
6203430000	Trousr,bib&brace overrl,breech&short,of synthtc fibres,male wear	6.375	64.789	109.567	987.102
6203490010	Trousr,bib&brace overrl,breech&short,of oth txtl mtrl,of silk, for mens/boys	1	117	12	3.607
6203490020	Trousr,bib&brace overrl,breech&short,of oth txtl mtrl,of ramie, for mens/boys	0	1.223	0	15.188
6203490090	Trousr,bib&brace overrl,breech&short,of oth txtl mtrl,oth thn rami&silk,for m	1.263	55.755	9.265	329.572
6204110000	Women/girls' suits of wool/fineanimal hair	2	1.885	27	15.369
6204120000	Women/girls' suits of cotton	17	3.434	202	24.206
6204130000	Women/girls'suits of synthetic fibres	1.128	1.749	8.742	15.982
6204190010	Female suit, of oth textl matr,oth thnswimwear,of silk	32	169	163	4.171
6204190020	Female suit, of oth textl matr,oth thnswimwear,of ramie	0	10	0	729
6204190090	Female suit, of oth textl matr,oth thnswimwear,oth than silk & ramie	845	11.025	6.792	157.242
6204210000	Women/girls'ensembles of wool/fineanimal hair	0	90	0	445
6204220000	Women/girls' ensembles of cotton	8.490	25.981	18.313	69.255
6204230000	Women/girls' ensembles of syntheticfibres	0	14.196	0	36.360
6204290090	Female ensembl, of oth textl matr,oththn swimwear,of silk&ramie	0	1.237	0	16.867
6204310000	Women/girls' jackets & blazers ofwool/fine animal hair	419	1.071	32.158	82.785
6204320000	Women/girls' jackets & blazers ofcotton	5.390	55.050	40.974	400.570
6204330000	Women/girls' jackets & blazers ofsynthetic fibres	962	16.895	46.393	245.995
6204390010	Female jact&blazr,of oth txtl mtrl,oththn swimwear,of silk	12	626	3.512	43.017
6204390020	Female jact&blazr,of oth txtl mtrl,oththn swimwear,of ramie	0	1	0	204
6204390090	Female jact&blazr,of oth txtl mtrl,oththn swimwear,of silk&ramie	149	5.297	15.386	297.249
6204410000	Dresses of wool/fine animal hairnot knitted/crocheted	268	608	19.855	44.556
6204420000	Dresses of cotton	89.477	356.268	267.989	1.757.947
6204430000	Dresses of synthetic fibres	30.337	136.337	183.581	835.235
6204440000	Dresses of artificial fibres	1.337	23.558	65.979	454.200
6204490010	Female dresses,of oth textl matr,oththn swimwear,of silk	461	8.513	40.892	534.423
6204490090	Female dresses,of oth textl matr,oththn swimwear,of silk&ramie	222	8.606	16.821	385.243
6204510000	Skirts & divided skirts of wool/fineanimal hair	65	426	6.363	25.914
6204520000	Skirts & divided skirts of cotton	41.762	250.428	147.303	987.774
6204530000	Skirts & divided skirts of syntheticfibres	10.947	55.249	82.884	359.471
6204590010	Feml skirt&dvde skrt, oth txtl mtrl,oththn swimwear,of silk	26	922	1.970	69.867
6204590090	Feml skirt&dvde skrt, oth txtl mtrl,oththn swimwear,of silk&ramie	433	24.562	29.607	355.943
6204610000	Women/girls' trousers,bib&brace overallbreeche,short of wool/fine animal hair	113	719	14.480	67.501
6204620000	Women/girls' trousers,bib&brace overallbreeches,shorts of cotton	539.003	2.890.257	1.383.993	7.614.073
6204630010	Women/girls' trousers,bib&brace overallbreeches,shorts of batik	0	670	0	5.562
6204630091	Women/girls' flyers coveralls	0	82	0	386
6204630099	Oth women/girls' flyers coveralls	14.147	206.083	79.219	894.076
6204690010	Trousr,bib&brace overrl,breech&short,of oth txtl mtrl,of silk, for womens/gir	31	3.681	1.730	48.474
6204690020	Trousr,bib&brace overrl,breech&short,of oth txtl mtrl,of ramie, for womens/gi	0	190	0	6.964
6204690090	Trousr,bib&brace overrl,breech&short,of oth txtl mtrl,oth thn silk&rami, wmn	9.936	142.143	36.878	913.742
6205200000	Men/boys' shirts of cotton	28.642	330.376	416.208	3.546.536
6205300000	Men/boys' shirts of man-made fibres	4.566	40.007	80.473	237.243
6205900010	Male's shirts,of oth textl matr,of silk	859	3.797	4.105	11.354
6205900020	Male's shirts,of oth textl matr,of ramie	0	27	0	558
6205900090	Male's shirts,of oth textl matr,oth thn silk&ramie	20.202	68.569	174.366	807.611
6206100000	Women/girls' blouses, shirts & shirts-blouses of silk/silk waste	1.975	17.661	127.012	665.840
6206200000	Women/girls' blouses, shirts & shirts-blouses of wool/fine animal hair	100	24.411	4.753	353.085
6206300000	Women/girls' blouses, shirts & shirts-blouses of cotton	264.266	1.144.290	758.103	4.732.761
6206400000	Women/girls' blouses, shirts & shirts-blouses of man-made fibres	101.457	447.752	418.097	1.900.266
6206900010	Female's wear,of oth textl matr,of silk	8	1.938	554	137.614
6206900020	Female's wear,of oth textl matr,of ramie	0	5	0	483
6206900090	Female's wear,of oth textl matr,oth thn silk&ramie	1.688	88.606	28.364	728.362
6207110000	Men/boys'underpants & briefs ofcotton	183	2.513	8.408	47.698
6207190000	Men/boys'underpants & briefs ofoth textile materials	333	2.632	2.232	14.391
6207210000	Men/boys' nightshirts & pyjamasof cotton	1.621	18.125	5.077	37.751
6207220000	Men/boys' nightshirts & pyjamasof man-made fibres	437	7.069	3.475	21.216
6207290090	Male night shirt&pyjam,f oth txtl mtrl,oth thn silk&ramie	1	229	41	2.839
6207910000	Oth male wear,of cotton	1	3.149	15	29.284
6207990000	Oth male wear,of oth textl matr	0	123	0	5.881

I.3. IMPOR MENURUT KOMODITI / IMPORT BY HS COMMODITY
*****AGUSTUS / AUGUST 2009 *****

HS	Uraian Komoditi Commodity Description	Berat Bersih / Net Weight (Kg)		Nilai / Value C.I.F (US\$)	
		Bulan ini	Kumulatif	Bulan ini	Kumulatif
		Current Month	Cum. Jan. to date	Current Month	Cum. Jan. to date
6208110000	Women/girls' slips & petticoats of man-made fibres	3	2.497	12	32.183
6208190010	Female slip&petticoat,of oth textlmatri,of silk	0	4	0	645
6208190090	Female slip&petticoat,of oth textlmatri,oth thn silk&rami	1	2.393	17	34.993
6208210000	Women/girls' nightdresses & pyjamas of cotton	70.844	372.142	157.591	717.551
6208220000	Women/girls' nightdresses & pyjamas of man-made fibres	1.881	102.488	4.554	221.384
6208290090	Female nightdress&pyjam,of oth textlmatri,oth thn silk&rami	0	2.145	0	38.687
6208911000	Panties of cotton	0	3.772	0	21.077
6208919000	Women/girls' singlets of cotton	981	12.730	2.822	164.124
6208920000	Female wear of man-made fibres	54	33.763	1.290	129.302
6208999000	Female wear of oth textl matrl,oth thnwool/fine animal hair	687	3.694	7.221	38.461
6209202000	Babies' t-shirts,shirts,pyjamas, napkins(diapers),& similar articles of cotton	10.999	39.469	59.173	271.016
6209209010	Babie garmnt&cloth accessri,of cotton,oth wear,suit,pant&similr articl	1.812	7.813	22.722	117.638
6209209090	Babie garmnt&cloth accessri,of cotton,oth wear,oth thn suit,pant&similr articl	842	13.255	22.848	287.721
6209301000	Babies' suits, pants & similar articles of synthetic fibres	162	13.404	11.376	165.921
6209302000	Babies' t-shirts,shirts,pyjama, napkins& similar articles of synthetic fibres	960	2.866	98.783	147.701
6209303000	Babies clothing access of syntheticfibers	19	5.095	591	49.233
6209900000	Babies garment&clothing accessories,of oth textiles materials	202	5.512	2.327	64.291
6210101000	Garmnt,made up of fabr of head 5602or 5603,protective works garments	1.315	20.291	17.797	98.616
6210109000	Garmnt,made up of fabr of head 5602or 5603,oth thn protective work garmnt	8	1.117	114	11.553
6210201000	Oth garmnt of subhead 620111-620119,protective works garments	2.213	9.988	19.291	34.137
6210209000	Oth garmnt of subhead 620111-620119,oth thn protective work garmnt	1.342	25.972	27.276	89.155
6210301000	Oth garmnt of subhead 620211-620219,protective works garments	131	1.212	3.632	11.261
6210309000	Oth garmnt of subhead 620211-620219,oth thn protective work garmnt	1.077	5.049	26.610	85.507
6210400000	Oth male garmnt,made up of fabr ofhead 5602;5603;5903;5906;5907	484	12.282	25.005	130.621
6210500000	Oth female garmnt,made up of fabr ofhead 5602;5603;5903;5906;5907	487	2.990	11.856	80.945
6211110090	Men/boys' swimwear of oth than batik	613	9.757	17.141	228.714
6211120010	Women/girls' swimwear of batik	0	56	0	1.977
6211120090	Women/girls' swimwear of oth than batik	166	4.562	3.770	69.718
6211200000	Garments ski suits	25	26	296	297
6211320000	Men/boys' track suits of cotton	24.533	115.541	35.191	169.997
6211330000	Oth garments, mens/boys,of man-made fibres	95	3.489	4.922	73.229
6211390000	Oth garments, mens/boys,of oth textile materials	20	7.006	1.087	46.109
6211410000	Oth garments, women/girls'of wool or fine animal hair	21	33	1.419	1.534
6211420000	Oth garments, womens/girls,of cotton	922	20.604	15.073	183.658
6211431000	Women/girls' surgical gowns of man-made fibres	0	22	0	350
6211439000	Oth garmnt,males,of man-made fibres,oth than surgical gowns	22.201	131.779	54.079	276.455
6211490000	Oth garmnt,males,of oth textilesmaterials	94	1.060	7.108	47.773
6212101000	Brassieres of cotton	6.073	90.980	18.415	772.250
6212109000	Brassieres of oth textile materials	607.107	2.211.771	1.950.197	7.948.260
6212201000	Girdles & panty-girdles of cotton	0	1.910	0	9.072
6212209000	Girdles & panty-girdles of oth textilematerials	189	11.540	8.657	139.826
6212301000	Corselettes of cotton	0	483	0	7.589
6212309000	Corselettes of oth textile materials	1.721	2.178	75.948	100.320
6212901000	Suspenders, garters of cotton	911	7.646	7.246	111.028
6212909000	Suspenders, garters of oth textilematerials	77.426	279.958	1.281.534	4.663.911
6213200010	Handkerchiefs, of cottonbatik	0	567	0	3.523
6213200090	Handkerchiefs, of cottonoth than batik	24.715	73.381	48.895	185.812
6213900011	Handkerchiefs of oth textile materials,of silk, batik	0	1	0	24
6213900019	Handkerchiefs of oth textile materials,of silk, oth thn batik	0	2	0	440
6213900099	Handkerchiefs of oth textile materials,oth thn of silk&batik	18.464	18.466	121.898	121.959
6214100090	Shawls, scarves, mufflers, mantillas,veils'not batik of silk/silk waste	160	3.313	20.843	144.972
6214200000	Shawl,scarve,muffler,mantilla,veils &the like, of wool/fine animals hair	65	3.318	12.738	34.472
6214300090	Shawls, scarves, mufflers, mantillas,veils' not batik of synthetic fibres	4.415	54.392	25.328	147.859
6214400090	Shawls, scarves, mufflers, mantillas,veils' not batik of artificial fibres	1.398	5.359	32.312	104.899
6214900010	Shawls, scarves, mufflers, mantillas,veils' batik of textile materials	0	252	0	4.293
6214900090	Shawls, scarves, mufflers, mantillas,veils'not batik of oth textile materials	5.747	47.638	57.269	317.988
6215100010	Ties, bow ties & cravats' batik of silk or silk waste	0	16	0	15
6215100090	Ties, bow ties & cravats' not batik of silk/silk waste	317	8.683	19.440	230.681
6215200010	Ties, bow ties & cravats' batik of man-made fibres	0	121	0	2.645
6215200090	Ties, bow ties & cravats' not batik of man-made fibres	8.513	35.444	129.295	258.204
6215900010	Ties, bow ties & cravats of oth textiles materials, batik	0	6	0	2.362
6215900090	Ties, bow ties & cravats of oth textiles materials, oth thn batik	137	749	2.365	13.782
6216001000	Protective work gloves, mittens & mitts	13.479	36.403	31.015	195.812
6216009200	Oth gloves, mittens of cotton, oth thansubheading 6216.00.10	1.358	10.260	2.498	46.353
6216009900	Oth gloves, mittens of oth textilematerials	2.405	16.831	37.111	133.627
6217100000	Accessories of clothing access oth than of heading 62.12	38.800	318.828	420.977	3.461.245
6217900000	Parts of clothing access oth than of heading 62.12	38.714	455.322	622.718	7.876.435
6301100000	Electric blankets	0	536	0	8.778
6301200000	Blankets not electric and travellingrugs, of wool/fine animal hair	0	8	0	6
6301300000	Blankets not electric and travellingrugs, of cotton	8.165	66.880	42.274	211.585
6301400010	Blank(oth thn elctrc blankt)&travllngrug,of synthct fibr,of nonwoven fabr	0	1.267	0	15.600
6301400090	Blank(oth thn elctrc blankt)&travllngrug,of synthct fibr,oth nonwoven fabr	13.796	225.642	75.316	660.521

I.3. IMPOR MENURUT KOMODITI / IMPORT BY HS COMMODITY

***AGUSTUS / AUGUST 2009 ***

H S	Uraian Komoditi Commodity Description	Berat Bersih / Net Weight (Kg)		Nilai / Value C.I.F (US\$)	
		Bulan ini Current Month	Kumulatif Cum.Jan. to date	Bulan ini Current Month	Kumulatif Cum.Jan. to date
6301900010	Oth blankets&travelling rugs,of nonwoven fabrics	0	3.827	0	32.457
6301900090	Oth blankets&travelling rugs,oth thn nonwoven fabrics	7.594	12.975	40.517	102.037
6302100000	Bed linen, knitted/crocheted	184	1.925	2.922	16.819
6302210000	Bed linen, printed of cotton	30.599	60.539	89.690	360.723
6302221000	Bed linen, printed of man-made fibresof nonwoven fabrics	2.879	26.459	9.150	39.250
6302229000	Bed linen, printed of man-made fibresof woven fabrics	11	5.009	283	12.445
6302290000	Bed linen, printed of oth textilematerials	0	362	0	22.155
6302310000	Oth bed linen of cotton	27.121	135.381	33.329	524.710
6302321000	Oth bed linen of man-made fabricsof nonwoven fabrics	0	60	0	159
6302329000	Oth bed linen of man-made fabricsof woven fabrics	52.627	114.499	43.404	133.732
6302390000	Oth bed linen of oth textile materials	0	1.339	0	12.732
6302400000	Table linen, knitted/crocheted	0	152	0	276
6302510010	Oth table linen's batik of cotton	34	136	451	882
6302510090	Oth table linen's not batik of cotton	79	36.943	556	214.935
6302530090	Oth table linen,of man-made fibresoth than batik	3.495	10.518	11.902	27.565
6302590010	Oth table linen batik of oth textilematerials	0	22	0	362
6302590090	Oth table linen not batik of oth txtlmaterials	0	853	0	3.714
6302600010	Toilet,kitchen linen,of terry towelling/similar terry fabrics batik, of cotton	22	51	10	538
6302600090	Toilet,kitchen linen,of terry towelling/similar terry, not batik, of cotton	147.055	966.799	341.768	1.691.545
6302910090	Oth bed linen not batik of cotton	146.860	1.233.267	344.153	2.367.288
6302930090	Oth linen, of man-made fibres,oth thn batik	671	8.532	3.027	37.672
6302990000	Oth linen, of oth textile materials	3.235	74.190	79.500	472.317
6303120000	Curtain, blinds, valances, knitted/crocheted of synthetic fibres	43	1.027	425	4.670
6303191000	Curtain,knitted/crocheted,of othtextiles materials,of cotton	0	153	0	1.021
6303199000	Curtain,knitted/crocheted,of othtextiles materials,oth thn cotton	5.491	51.943	23.943	188.305
6303920000	Curtain not knitted/crochetedof synthetic fibres	18.359	147.894	64.799	321.995
6303990000	Curtain not knitted/crochetedof oth textile materials	1.102	5.038	6.702	24.676
6304110000	Bedspreads, knitted/crocheted	1	4.862	10	19.074
6304191090	Oth furnishing artcl,bedsprd,of cotton,oth thn knitt/crochett,oth thn batik	19.245	93.775	46.157	555.023
6304199090	Oth furnshng artcl,bedsprd,oth thn ctnnonwvn knitt/crochett,oth thn batik	5	25.755	89	73.179
6304911000	Oth furnshng artcl,oth thn bedsprd,kntt/crocheted, mosquito nets	9.266	462.290	79.803	3.024.907
6304919000	Oth furnshng artcl,oth thn bedsprd,kntt/crocheted, oth thn mosquito nets	6.750	10.139	48.000	72.078
6304920000	Oth furnshng artcl,oth thn bedsprd,notknitt/crochet,of cotton	17.500	23.598	7.571	58.534
6304930000	Oth furnshng artcl,oth thn bedsprd,notknitt/crochet,of synthtc fibres	1.221	36.794	5.519	63.418
6304990000	Oth furnshng artcl,oth thn bedsprd,notknitt/crochet,of oth txtl mtrl	0	7.122	0	26.530
6305101100	Sack&bag,oth bast fibr head 5303,new,of jute	1.722.255	8.026.583	1.239.755	6.583.679
6305101900	Sack&bag,oth bast fibr head 5303,new,oth thn jute	0	56.077	0	199.803
6305102100	Sack&bag,oth bast fibr head 5303,used,of jute	69.050	616.910	8.644	77.793
6305102900	Sack&bag,oth bast fibr head 5303,used,oth thn jute	2.079	3.000	15.831	21.082
6305200000	Sacks and bags, of cotton	3.047	33.990	42.030	343.324
6305321000	Flexible intermediate bulk containersof nonwovens	0	29	0	836
6305322000	Flexible intermediate bulk containersknitted/crocheted	0	1	0	1
6305329000	Flexible intermediate bulk containersnot knitted/crocheted	3	47.664	23	86.206
6305331000	Sack,bag of polyethylene/polypropylenestrip knitted/crocheted	23.604	53.881	43.952	107.055
6305332000	Sacks, bags of woven fabrics of stripor the like	0	3.618	0	2.140
6305339000	Sack,bag of polyethylene/polypropylenestrip not knitted/crocheted	48	22.729	256	43.100
6305391000	Oth sacks, bags of nonwovensof polyethylene/polypropilene	293	5.417	8.886	34.100
6305392000	Oth sacks, bags of knitted/crochetedof polyethylene/polypropilene	158	522	12.399	26.713
6305399000	Oth sacks,bags of not knitted/crochetedof polyethylene/polypropilene	0	157	0	4.947
6305901000	Sacks and bags,of oth txtl mtrl,of hemp of heading 53.05	16.333	16.968	28.160	34.079
6305909000	Oth sacks, bags	5	20.866	2.900	21.222
6306120000	Tarpaulins, awnings & sunblindsOf synthetic fibres	259.274	640.834	270.829	822.818
6306191000	Tarpaulins, awnings & sunblinds of hempof heading 53.04/coconut head. 53.05	0	140	0	140
6306199000	Tarpaulins, awnings & sunblinds of oth textile materials :	1.144	14.401	2.877	18.888
6306220000	Tents of synthetic fibres	15.534	54.845	47.960	128.140
6306299000	Tents of oth textiles materialsoth than cotton	172	376	1.071	2.258
6306300000	Sails	0	743	0	6.314
6306401000	Pneumatic mattressesof cotton	0	22	0	17
6306409000	Pneumatic mattressesoth than cotton	0	54.249	0	199.699
6306910000	Oth camping goods of cotton	0	1	0	10
6306991000	Oth camping goods of oth textilematerials, non wovens	0	20.000	0	33.250
6306999000	Oth camping goods of oth textilematerials, wovens	0	715	0	12.019
6307101000	Floor-cloths,dish-cloths,dusters, cleaning cloths of nonwovens	1.189	19.320	7.115	264.958
6307102000	Floor-cloths,dish-cloths,dusters, cleaning cloths of felts	0	1.325	0	7.218
6307109000	Floor-cloths,dish-cloths,dusters, cleaning cloths of not felts, woven	24.459	233.537	218.812	1.095.261
6307200000	Life-jackets and life-belts	16.469	30.050	42.229	153.471
6307903000	Umbrella covers in pre-cut triangularform	9.548	68.803	117.718	761.054
6307906000	Life harnesses	3.780	18.813	21.395	150.349
6307909000	Oth made up articles	33.465	236.069	122.268	1.880.475
6308000000	Sets consisting of woven fabric&yarn	93	2.613	349	25.707
6309000000	Worn clothing & oth worn articles.	7.628	15.445	5.727	11.784
6310101000	Used/new rags, sorted	5	88	83	1.030

I.3. IMPOR MENURUT KOMODITI / IMPORT BY HS COMMODITY
*****AGUSTUS / AUGUST 2009 *****

H S	Uraian Komoditi Commodity Description	Berat Bersih / Net Weight (Kg)		Nilai / Value C.I.F (US\$)	
		Bulan ini	Kumulatif	Bulan ini	Kumulatif
		Current Month	Cum.Jan. to date	Current Month	Cum.Jan. to date
6310109000	Scrap twine, cordage, rope and cables worn out articles of those, sorted	12.006	60.264	487	7.471
6310901000	Used/new rags, unsorted	0	3.391	0	20.090
6310909000	Scrap twine, cordage, rope and cables worn out articles of those, unsorted	19	27.425	183	105.154
6401100000	Waterproof footwear incorp. protectivemetal toe-cap with outer soles, rubbers	4.954	65.699	14.336	280.056
6401920000	Waterproof footwear, covering the anklebut not cover the knee,with outer soles	1.796	31.595	5.731	76.571
6401990000	Oth waterproof footwear with outer soleplastic by stitching, riveting, nailing	77.657	571.524	159.554	962.596
6402120000	Ski-boots, cross-country ski footwear & snowboard boot with outer soles, rubber	0	1	0	1
6402190000	Sports footwear with outer soles, rubber or plastics	600.148	2.224.206	2.348.039	11.768.467
6402200000	Footwear with upper straps/thongs assembled to the sole by means of plugs	2.540	15.123	9.359	85.789
6402911000	Oth footwear covering the ankle, diving boots	706	2.172	15.289	62.948
6402919000	Oth footwear covering the ankle, oth than diving boots	78.615	227.397	285.182	894.472
6402990000	Footwear not covering the ankle with outer soles, rubbers, plastics	1.793.176	7.132.324	2.844.285	13.338.799
6403120000	Ski-boots, cross-country ski footwear & snowboard boot, outer soles, leathers	0	63	0	4.366
6403191000	Sports footwear fitted with studs, bar & the like, foot ball, running, golf shoes	1.667	17.845	77.950	660.135
6403199000	Sports footwear not fitted with studs, bar & the like	29.392	216.524	506.774	3.954.122
6403200000	Footwear, outer soles of leather, uppers of leather straps accross, instep big toe	2.087	3.320	37.362	66.025
6403400000	Footwear, incorp. a protective metal toe cap base/platform of wood	60.802	258.759	422.547	2.056.361
6403510000	Oth footwear with outer sole of leather covering the ankle	96	917	4.856	35.794
6403590000	Oth footwear with outer sole of leather oth than covering the ankle	17.574	57.499	88.897	455.683
6403910000	Oth footwear covering the ankle	1.337	12.569	46.179	177.740
6403990000	Oth footwear oth than covering the ankle	89.950	334.620	755.407	3.699.040
6404111000	Footwear with outer sole of rubber/plastic sprt footwr fitt w spik, cleat/the like	402	7.108	17.810	98.581
6404119000	Footwear with outer sole of rubber/plastic sprt footwr fitt w/o spik, cleat/th like	65.187	564.964	670.486	4.612.156
6404190000	Sports footwear for oth purposed with outer incl. textile materials	56.265	889.428	475.311	5.021.968
6404200000	Footwear with outer soles of leather/composition leather	653	21.345	13.959	126.543
6405100000	Oth footwear, with uppers of leather/composition leather	4.204	50.237	196.359	1.180.290
6405200000	Oth footwear, with uppers of oth textile materials	1.874	15.664	59.256	266.922
6405900000	Oth footwear	186.218	947.489	536.193	3.592.528
6406101000	Uppers & parts thereof, oth than stiffeners of metal	89.059	345.278	370.713	1.503.088
6406109000	Uppers & parts thereof, oth than stiffeners of oth than metal	185.595	854.550	896.560	4.767.278
6406200000	Parts of footwear with outer soles & heels, of rubber/plastics	1.073.166	5.786.973	2.533.608	19.744.014
6406910000	Parts of footwear of wood	6	7.000	38	66.707
6406991100	Oth part of footwear of oth materials of iron/steel	45.741	251.359	479.220	2.729.410
6406991200	Oth part of footwear of oth materials of copper	0	25.536	0	315.287
6406991900	Oth part of footwear of oth materials oth than iron/steel, copper	1.458	45.516	5.580	141.630
6406992100	Oth part of footwear of oth materials of rubber/plastic in-soles	63.085	195.388	110.460	832.505
6406992900	Oth part of footwear of oth materials of rubber/plastic out-soles	6.714	141.165	53.306	790.743
6406999000	Oth parts of footwear	205.690	1.266.906	594.053	7.084.890
6501000000	Hat-forms, bodies, hood of felt, not block shape, not brims, plateaux, manchons	2	4.582	2	189.263
6502000000	Hat-shapes, plaited, by assembling strip of any material, no block shape, lined	0	114	0	1.656
6504000000	Hats, oth headgear/plaited, by assembling strips of any material, trimmed/not	2.723	17.065	8.084	82.968
6505100000	Hat&oth headgear, knitt/crochet, hair-nets	5.672	63.246	54.590	716.720
6505900000	Hat&oth headgear, knitt/crochet, oth than hair-nets	12.851	92.573	143.303	845.961
6506101000	Protective helmets for motorcyclists whether/not lined/trimmed	49.724	287.189	208.188	964.139
6506102000	Industrial safety helmets, oth than steel helmets whether/not lined	11.319	67.281	77.937	393.580
6506103000	Steel helmets	1.121	1.608	7.733	13.887
6506109000	Oth safety headgear	32.085	136.205	184.861	813.079
6506910000	Oth headgear of rubber/of plastics	17.506	113.579	46.713	233.539
6506991000	Nonwoven disposable headgear of oth materials	1	2	90	108
6506999000	Nonwoven oth than disposable headgear of oth materials	14.013	31.311	38.835	291.045
6507000000	Head-band, lining, cover, hat foundation, hat frame, peak & chin strap, for head-gear	25.311	171.834	119.589	841.011
6601100000	Garden/similar umbrellas	1.112	86.270	2.471	155.845
6601910000	Umbrellas having a telescopic shaft	53.100	318.398	130.872	445.762
6601990000	Umbrellas not having a telescopic shaft	223.434	1.113.866	256.962	1.354.657
6602000000	Walking-sticks, seat-sticks, whips, riding crops & the like.	3.958	14.605	13.571	82.795
6603200000	Umbrella frames, including frames mounted on shafts (sticks)	16.473	398.986	19.229	443.163
6603901000	Parts for articles of heading 66.01	11.093	74.854	35.284	94.877
6603902000	Parts for articles of heading 66.02	0	4.064	0	42.242
6701000000	Skin&oth part of bird w their feathr/down, feathr/down, feathr, part of feathrs	8.309	56.077	13.514	199.397
6702100000	Artificial flower, foliage, fruit, parts of plastics	65.240	311.171	249.410	873.189
6702900000	Artificial flower, foliage, fruit, parts of oth materials	54.624	251.931	125.872	671.497
6703000000	Human hair, dressed, thinned, bleached, othwise worked for wigs/the like	940	19.775	20.242	1.567.690
6704110000	Complete wigs of synthetic materials	1.621	35.100	5.229	210.648
6704190000	False beards, eyebrows, eyelashes, switches of synthetic materials	7.141	25.004	37.810	172.340
6704200000	Wigs, false beards, eyebrows, eyelashes, of human hair	587	1.310	251	6.553
6704900000	Wigs, false beards, eyebrows, eyelashes, of oth materials	1.282	12.760	5.152	42.413
6801000000	Setts, curbstones & flagstones, of natural stone (except slate)	268.995	1.108.317	54.994	262.438
6802100000	Tiles, cubes, similar articles, square < 7 cm, art. colored, chipping & powder	3	216	99	2.575
6802210000	Marble, travertine & alabaster, simply cut/sawn a flat/even surface	1.712.797	9.308.415	574.227	3.688.529
6802230010	Oth monumental/buildng ston&artcl thereof, granite polished slabs	1.716.777	10.271.156	573.182	3.184.252
6802230090	Oth monumental/buildng ston&artcl thereof, granite oth than polished slabs	15.061	165.668	11.244	221.524
6802290000	Monumental/building stone, simply cut/sawn a flat/even surface	113.129	297.071	30.582	75.661

I.3. IMPOR MENURUT KOMODITI / IMPORT BY HS COMMODITY
*****AGUSTUS / AUGUST 2009 *****

H S	Uraian Komoditi Commodity Description	Berat Bersih / Net Weight (Kg)		Nilai / Value C.I.F (US\$)	
		Bulan ini	Kumulatif	Bulan ini	Kumulatif
		Current Month	Cum.Jan. to date	Current Month	Cum.Jan. to date
6802910000	Marble, travertine & alabaster, furtherworked	72.414	1.147.906	28.977	436.053
6802920000	Calcareous stone, further worked	0	898	0	2.784
6802930000	Granite further worked	66.606	1.457.813	26.715	422.194
6802990000	Monumental/building stone, furtherworked	18.158	118.370	13.890	152.460
6803000010	Slate(work&article/of agglomerat)slabs/roofing slates	8.944	32.600	10.500	39.834
6803000090	Slate(work&article/of agglomerat)oth thn slabs/roofing slates	25.421	162.051	11.353	54.625
6804100000	Millstones & grindstones for milling,grinding/pulping	592.113	3.516.611	815.986	4.638.692
6804210000	Millstones, grindstones, grinding ofagglomerated synthetic/natural diamond	31.737	569.930	156.595	1.304.282
6804220000	Oth millstone,grindstone,grinding wheel&the like of oth agglomert abrasiv/ceramic	685.032	3.447.183	1.105.591	6.607.814
6804230000	Oth millstone,grindstone,grinding wheel&the like of natural stone	100.187	1.010.317	160.247	1.192.899
6804300000	Hand sharpening/polishing stones	552.339	3.008.735	375.145	2.529.817
6805100000	Natural, art. abrasive powder,grainon a base of woven textile fabric only	129.738	508.587	405.971	1.732.730
6805201000	Polishing discs on base of paper/paperboard only	21.783	70.064	35.067	284.694
6805209000	Oth natural abrasive on base of paperor paperboard only	190.504	1.207.973	428.485	2.570.262
6805300010	Abrasiv powder/grain,natural/artificial,base of oth materl,polishing discs	49.477	181.923	120.128	573.052
6805300090	Abrasiv powder/grain,natural/artificial,base of oth materl,oth thn polish disc	143.308	550.242	267.774	1.526.043
6806100000	Slag wool, rock wool & similar mineralwools, in bulk, sheets/rolls	775.328	4.317.527	2.435.245	6.289.858
6806200000	Exfoliated vermiculite, expanded clays,foamed slag,similar exp.mineral mtrials	49.740	162.009	28.469	148.775
6806900000	Insulating, sound-insulating/sound-absorbing mineral materials	271.361	1.539.723	310.156	2.884.320
6807100000	Articles of asphalt/of similarmaterial in rolls	506.195	2.961.134	315.914	1.783.474
6807900000	Oth articles asphalt/similar material	574.061	2.361.040	351.166	1.570.939
6808000000	Panels, boards, tiles, & similar art.of vegetable fibre, agg with cement etc	338.661	1.173.870	167.589	1.063.961
6809110000	Boards, sheets faced, reinforced withpaper/board only	574.201	4.661.308	88.231	798.934
6809190000	Board, sheet not faced, reinforced withpaper/board only	2.976.629	11.408.157	671.015	2.556.030
6809909000	Articles of plaster/of compositionsbased on plaster oth than dental moulds	13.535	130.962	11.670	50.080
6810110000	Tile,flagstone,brickssimilar articlebuilding blocks & bricks	14.150	486.616	7.661	260.479
6810190000	Tile,flagstone,brickssimilar articleoth thn building block&brick	110.320	379.857	118.125	646.882
6810910010	Prefabrcat structrl componnt for build/civil engineering concrete building pile	0	954.904	0	100.280
6810910090	Prefabrcat structrl componnt for build/civil engineer oth thn conrcr build pile	0	67.312	0	82.636
6810990090	Oth prefabricated structural component	36.524	1.830.620	25.708	445.504
6811400000	Article of cemnt,cellulosefibr/the likecontaining asbestos	1.413.526	2.905.986	261.721	665.554
6811810000	Article of cemnt,cellulosefibr/the likenot containing asbestos corrugated sheet	0	3	0	12
6811820000	Article of cemnt,cellulosefibr/the likeoht sheet,panel,tile&similar article	606.799	2.658.348	139.385	2.200.627
6811830000	Article of cemnt,cellulosefibr/the liketubes, pipes and tubes/pipe fittings	5.049	180.002	2.070	154.735
6811890000	Oth article of cement,cellulosefiber/the like	40.118	69.013	64.639	193.315
6812801000	Cloth&accessori,paper,millboard&felt,fabricated crocidolite fibres	5.459	14.242	6.442	47.629
6812809000	Oth thn cloth&accessori,millboard&felt,paper,fabricated crocidolite fibres	67.527	380.347	529.487	2.020.688
6812910000	Oth fabricat asbestos fibres;mix with aasbestos,cloth&accessr,footwear&headgea	895	5.299	5.506	64.092
6812920000	Oth fabricat asbestos fibres;mix with aasbestos,paper,millboard&felt	5.952	71.121	32.941	328.499
6812930000	Oth fabricat asbestos fibres;mix with aasbstos,compres fbrs joint,in sheet/roll	23.997	176.466	38.694	355.437
6812991000	Oth fabricat asbestos fibres;mix with aasbests,cloth&accessori,paper,millboard	1.056	2.733	3.275	17.523
6812999000	Oth fabricat asbestos fibres;mix with aasbestos,oth woven/knitted fabrics	86.460	558.811	144.301	748.387
6813200000	Friction material and articles thereofcontaining asbestos	40.922	134.239	96.323	781.525
6813810000	Friction material&article thereof notcontaining asbestos brake lining&pad	115.376	550.212	945.804	4.933.285
6813890000	Friction material&article thereof notcontaining asbests oth brake lining&pad	151.639	573.886	688.648	5.315.465
6814100010	Worked mica & articles of mica, agglomerated,sheets,strips, simply cut to shape	13.073	63.638	55.360	198.386
6814100090	Oth worked mica & articles of mica,agglomerated, reconstituted	10	27.277	102	125.701
6814900010	Worked mica & articles of mica, in rolls & pieces, simply cut to shape	3.319	9.647	7.578	85.897
6814900090	Oths worked mica & articles of mica	1.897	8.969	17.865	69.017
6815101000	Yarn/thread non-electrical articlesgraphite/carbon	101	3.985	1.364	43.829
6815102000	Bricks, paving slabs, floor tiles, etcnon electrical articles graphite/carbon	21.638	1.536.749	9.798	798.914
6815109000	Oth non electrical articles graphiteor carbon	11.537	70.653	76.066	430.362
6815200000	Articles of peat	5.460	7.873	12.557	14.769
6815910000	Articles of stone, contents magnesite,dolomite/chromite	79.420	365.224	54.229	120.189
6815990000	Oth articles of stone,oth thn contentmagnesite,dolomite/chromite	32.794	49.325	43.919	96.571
6901000000	Bricks,blocks,tiles & oth ceramic goods of siliceous fossil meals/of similar	2.261	55.674	13.351	104.125
6902100000	Goods of siliceous cont by weight,singly/together mg,ca,cr > 50%	1.031.624	7.370.521	922.155	7.144.814
6902200000	Goods of siliceous cont by weight,singly/together alumina,silica > 50%	197.012	11.759.350	299.143	14.640.108
6902900000	Goods of siliceous cont by weight, of oth metals compound	1.909.089	17.587.218	1.091.934	29.200.948
6903100000	Oth refractory ceramic goods cont byweight, graphite/carbon > 50 %	38.823	102.348	165.884	480.287
6903200000	Oth refractory ceramic goods cont byweight, alumina/silica > 50%	27.072	591.660	89.964	2.174.422
6903900000	Oth refractory ceramic goods cont byweight, oth metal compound > 50%	342.635	2.041.319	962.583	6.051.311
6904100000	Ceramics building bricks	420	109.700	13.488	56.449
6904900000	Flooring blocks, support/filler tiles& the like	0	37.865	0	97.854
6905100000	Roofing tiles of ceramic	50.465	206.587	27.732	126.026
6905901000	Lining bricks for ball millslining bricks for ball mills	0	146.505	0	181.748
6905909000	Chimney-pots,cowls,chimney liners, architectural ornaments & oth ceramic constr	282	23.601	5.502	31.022
6906000000	Ceramic pipes, conduits, guttering,pipefittings.	0	13.491	0	152.737
6907100000	Tile,cube&similar article,whether/notrectangular,circle <7cm	75	92.101	648	72.244
6907900000	Oth thn tile,cube&similar article,whether/not rectangular,circle<7cm	10.168.136	47.968.522	2.869.887	12.620.570
6908100000	Oth thn tile,cube&similar article,whether/not rectangular,circle>=7cm	4	154.359	370	128.041
6908901000	Oth thn tile,cube&similar articl,whethr/not rectangular,circle>=7cm,plain tile	285.250	2.333.424	85.903	621.793

I.3. IMPOR MENURUT KOMODITI / IMPORT BY HS COMMODITY
*****AGUSTUS / AUGUST 2009 *****

H S	Uraian Komoditi Commodity Description	Berat Bersih / Net Weight (Kg)		Nilai / Value C.I.F (US\$)	
		Bulan ini	Kumulatif	Bulan ini	Kumulatif
		Current Month	Cum. Jan. to date	Current Month	Cum. Jan. to date
6908909000	Oth tiles	2.695.985	19.046.226	836.740	5.366.044
6909110000	Ceramic wares for laboratory, chemical or oth technical of porcelain/china	170.639	752.717	216.113	5.180.618
6909120000	Ceramic wares having a hardness >= 9 the mohs scale	114.087	1.455.893	225.234	2.031.338
6909190000	Oth ceramic wares for laboratory, chemical/oth technical uses	50.971	299.199	216.945	1.045.491
6909900000	Ceramic trough, tub, used in agriculture ceramic pots, jars for packing of goods	418	38.796	10.418	212.818
6910100000	Ceramic sinks, wash basins, wash basin of porcelain/china	1.074.092	4.795.420	827.754	4.246.132
6910900000	Ceramic sinks, wash basins, wash basin of oth than porcelain/china	143.405	1.273.973	117.565	1.109.101
6911100000	Tableware & kitchenware of porcelain/china	2.303.569	14.059.198	858.131	5.606.717
6911900000	Oth household, toilet articles of porcelain/china	758	35.813	559	116.467
6912000000	Tableware & kitchenware, oth household toilet art, oth than porcelain/china	86.830	389.534	83.328	490.617
6913100000	Statuettes & oth ornamental ceramic art. of porcelain/china	100.796	658.098	63.411	458.623
6913900000	Statuettes & oth ornamental ceramic art. of oth than porcelain/china	27.832	78.148	55.918	130.425
6914100000	Oth ceramic articles of porcelain/china	84.561	330.954	68.250	300.994
6914900000	Oth ceramic articles of oth than porcelain/china	31.093	143.091	103.781	281.001
7001000000	Cullet & oth waste & scrap of glass; glass in the mass.	3.608.141	18.866.140	210.089	1.313.573
7002100000	Glass in balls	413	281.592	508	98.594
7002200000	Glass in rods	70	1.816	11.512	23.454
7002311000	Fused quartz/oth fused silica for vacuum tubes	0	2.706	0	232.601
7002319010	Fused quartz/oth fused silica for enamel glass	124	3.826	3.639	18.044
7002319090	Glass in ball, tube of fused quartz/oth fused silica, oth thin borosilicic glass tube	24.854	127.176	315.447	1.029.622
7002321000	Glass having a linear coefficient 0-300 celcius for vacuum tubes	0	769	0	98.898
7002329010	Glass having a linear coefficient 0-300 celcius for enamel glass	223.450	2.923.255	436.740	5.728.857
7002329090	Glass having a linear coefficient 0-300 celc oth thin vacuum/borosilicic glass tube	6.394	40.576	29.806	220.351
7002391000	Oth transparent neutral glass for vacuum tubes	1.998	14.686	12.279	91.243
7002399010	Oth transparent neutral glass for enamel glass	18	21	4.132	4.144
7002399090	Oth glass having linear coeff. 0-300 coth thin vacuum & borosilicic glass tube	3.146	16.725	49.610	137.761
7003121000	Optical colored glass, not optically worked	8.801	85.752	81.481	867.863
7003122000	Non wired sheets, in squares/rectangular shape incl. 1,2,3,4 corners cut, colored	116.485	1.452.788	40.758	318.498
7003129000	Oth non-wired sheets colored glass	71.924	772.082	83.601	761.213
7003199000	Oth non-wired sheets not colored glass or profiles	310.784	2.570.678	71.009	765.804
7003200000	Cast glass and rolled glass, wired sheets	745	31.308	1.407	41.855
7003300000	Cast glass and rolled glass, profiles	0	35.208	0	89.008
7004209000	Optical drawn, blown glass, optically worked, flashed, opacified, absorbent	59.028	601.314	41.648	430.224
7004909000	Oth optical drawn, blown glass, optically worked, flashed, opacified, absorbent	363.033	2.649.999	128.833	841.810
7005101000	Optical float glass, not optically worked, flashed, opacified, absorbent	1	283	12	373
7005109000	Float glass in sheet, optically worked, flashed, opacified, absorbent	314.674	3.092.988	109.453	1.289.303
7005211000	Oth non-wired glass, colored, opacified optical glass, not optically worked	0	517.983	0	199.761
7005219000	Oth non-wired glass, colored, optically worked, flashed, opacified	1.127.094	5.321.342	428.198	1.958.620
7005299000	Oth non-wired glass, not colored, optically worked	1.023.547	4.690.757	317.609	1.556.532
7006001000	Optical glass, not optically worked for glass of heading 70,03,70,04,70,05	58.682	73.768	74.398	124.015
7006009000	Optical glass, optically worked for glass of heading 70,03,70,04,70,05	46.512	874.286	62.609	827.733
7007111000	Toughened (tempered) safety glass suitable for vehicles of chapter 87	35.764	312.900	210.114	1.529.495
7007112000	Toughened (tempered) safety glass suitable for aircraft, spacecraft of chap 88	0	4	0	20
7007113000	Toughened (tempered) safety glass suitable for railway/tramway, chapter 86	0	76	0	1.372
7007114000	Toughened (tempered) safety glass suitable for ships, boats, floating chapter 89	56	941	100	3.505
7007191000	Toughened (tempered) safety glass suitable for earth moving machinery	196	5.537	4.751	35.607
7007199000	Toughened (tempered) safety glass suitable for oth machinery	118.739	381.462	387.293	1.673.139
7007211000	Laminated safety glass suitable for vehicles of chapter 87	15.573	126.545	50.374	728.627
7007212000	Laminated safety glass suitable for aircraft/spacecraft of chapter 88	5	8	113	273
7007213000	Laminated safety glass suitable for railway/tramway locomotives, chapter 86	0	3	0	15
7007214000	Laminated safety glass suitable for ships, boats, floating struct, chapter 88	0	17	0	151
7007291000	Laminated safety glass suitable for earth moving machinery	93	386	1.293	8.683
7007299000	Laminated safety glass suitable for oth machinery	4.583	71.771	31.566	309.317
7008000000	Multiple-walled insulating units of glass.	273.684	816.966	305.373	836.117
7009100000	Rear-view mirrors for vehicles	148.609	755.649	855.072	6.155.600
7009910000	Glass mirrors, unframed	134.463	662.380	129.996	1.231.906
7009920000	Glass mirrors, framed	63.849	401.024	116.929	924.773
7010100000	Ampoules of glass	31.947	338.818	63.513	1.372.444
7010200000	Stoppers, lids & oth closures of glass	21.116	149.848	49.457	316.902
7010901000	Carboys, demijohns & bottles for injectables of a capacity > 1 ltr, of glass	7.752	40.130	21.796	46.405
7010902000	Bottles & vials for antibiotics, serums & oth injectables of capacity < 1 ltr	284.581	1.094.456	171.708	1.325.773
7010903000	Oth bottles for intravenous fluids of glass	213.398	513.692	200.225	686.249
7010909000	Flask, jars, pots, phials, oth containers of glass	4.240.478	41.680.663	2.404.301	22.412.415
7011101000	Stem for electric lighting	48.066	208.780	58.326	516.264
7011109000	Glass envelopes for electric lighting oth than stem	483.307	2.770.638	542.937	2.704.237
7011201000	Television tubes, cathode-ray tubes	0	10.210	0	12.342
7011209000	Cathode-ray tubes, oth than television	0	278	0	3.996
7011900000	Oth glass envelopes, bulbs, tubes, open & glass parts thrf, without fitting	66.089	200.079	72.857	239.234
7013100000	Glassware of a kind used for table, kitchen, toilet, office of glass-ceramic	59.036	825.379	129.602	1.474.452
7013220000	Stemware drinking glasses, of lead crystal	0	202	0	38.453
7013280000	Stemware drinking glasses, neither glass-ceramics nor lead crystal	248.991	1.741.961	274.863	2.099.382
7013330000	Other drinking glasses, of lead crystal	0	16.651	0	16.825

I.3. IMPOR MENURUT KOMODITI / IMPORT BY HS COMMODITY
*****AGUSTUS / AUGUST 2009 *****

H S	Uraian Komoditi Commodity Description	Berat Bersih / Net Weight (Kg)		Nilai / Value C.I.F (US\$)	
		Bulan ini	Kumulatif	Bulan ini	Kumulatif
		Current Month	Cum. Jan. to date	Current Month	Cum. Jan. to date
7013370000	Other drinking glasses, neither glass-ceramics nor lead crystal	170.211	827.124	309.179	1.427.376
7013410000	Glassware for table (not drinking glass) kitchen purposes, of lead crystal	0	7.589	0	10.162
7013420000	Glassware for table (not drinking glass) kitchen purposes, of lead crystal	0	2.109	0	2.998
7013490000	Oth glassware for table(not drink glass)kitchen purposes, not ceramics	313.348	980.946	314.966	1.346.936
7013910000	Other glassware of lead crystal	566	18.746	1.311	49.040
7013990000	Other glassware	421.319	2.388.078	1.011.560	3.642.277
7014001000	Signalling glassware & optical element for motor vehicles	6.451	11.209	2.193	17.295
7014009010	Lighthouse lamp, ship/locomotive/railway lantern, aircraft, beacons aerodromes	929	6.845	195	6.425
7014009090	Other signalling glassware & optical elements of glass, not optically worked	3.156	24.832	19.610	122.008
7015100000	Glasses for corrective spectacles	18.453	208.090	124.966	3.076.718
7015901000	Clock or watch glasses	76.620	172.048	51.481	173.469
7015909000	Glasses for non-corrective spectacles; hollow glass spheres & their segments	2.989	23.761	11.003	82.085
7016100000	Glass cubes & oth glass smallwares, for mosaics or decorative purposes	28.605	162.390	23.097	207.978
7016900000	Oth articles of moulded glass; leaded lights; multicellular & smlr forms	588.848	1.989.395	543.459	8.535.419
7017101000	Quartz reactor tubes and holders, for production of semiconductor	95	477	1.027	5.845
7017109000	Other laboratory or pharmaceutical of fused quartz or oth fused silica	9.496	97.280	185.842	1.296.169
7017200000	Laboratory, hygienic/pharmaceutical with coef < 5x10-6/kelvin, 0 - 3000 c	10.551	26.973	128.046	327.543
7017900000	Laboratory, hygienic/pharmaceutical glassware, fused quartz/oth fused silica	2.231	61.174	19.770	510.887
7018100000	Glass beads, imitation pearls, imitation precious & glass smallwares	641.514	2.765.892	734.467	2.978.026
7018200000	Glass microspheres <= 1mm in diameter	47.000	177.342	14.350	66.158
7018900000	Glass eyes, not prsthtc arcls, ornamt of lamp-worked glass, not imittn jewellery	22.100	174.322	68.813	539.564
7019110000	Chopped strands, of a length <= 50 mm	12.239	311.058	18.486	441.004
7019120000	Rovings of glass fibres	399.858	1.402.906	238.611	994.559
7019191000	Yarn of glass fibres	59.061	89.646	26.624	62.763
7019199000	Sliver & chopped strand of glass fibers	71.861	787.666	416.735	2.572.856
7019310000	Mats of glass fibres	565.763	3.361.660	685.312	3.944.581
7019320000	Thin sheets (voiles) of glass fibres	7.603	206.557	42.612	544.834
7019391000	Asphalt/coal-tar impregnated glass-fibre outerwrap for pipelines	2.626	96.359	254.026	683.721
7019399000	Mattresses, boards and similar nonwoven products of glass fibres	265.726	987.151	282.982	1.578.112
7019400000	Woven fabrics of glass fibres rovings	106.955	1.045.936	115.671	1.025.776
7019510000	Oth woven fabric, of a width <= 30 cm	22	1.098	502	19.973
7019520000	Oth woven fabric, of a width > 30 cm plain weave, of single yarn	49	20.754	1.098	65.388
7019590000	Oth woven fabric, of a width > 30 cm	16.509	125.498	73.487	357.768
7019903000	Escape chutes of glass fibres	17	594	330	8.346
7019909000	Other articles of glass fibres	224.906	1.911.935	349.109	2.946.072
7020001100	Glass moulds for the manufacture of acrylic goods	148	568	801	4.524
7020001900	Glass moulds for other purposes	1.539	10.382	20.315	212.836
7020002000	Quartz reactor tubes & holders designed for production of semiconductor wafers	0	8.663	0	65.622
7020009000	Other articles of glass.	532.526	1.302.171	741.105	2.039.520
7101100000	Natural pearls	0	2.342	0	50.163
7101210000	Cultured pearls, unworked	0	66	0	1.494
7101220000	Cultured pearls, worked	0	4	0	886
7102290000	Diamonds, worked, not mounted or set, industrial	0	78	0	4.056
7103100000	Precious stones, unworked or simply sawn or roughly shaped	0	61	0	1.011
7103990000	Other precious stones, worked	0	76	0	2.585
7104102000	Piezo-electric quartz, worked	2	4	10.570	11.908
7104900000	Other synthetic precious stones, worked	2.320	6.149	213.638	495.901
7105100000	Dust and powder of diamonds	103	661	50.334	116.955
7105900000	Dust & powder of other natural or synthetic precious/semi precious stones	0	466	0	5.486
7106100000	Silver powder	150	161	11.857	28.601
7106910000	Silver, unwrought	936	9.242	339.788	3.242.218
7106920000	Silver, semi-manufactured	458	3.784	144.516	5.019.514
7107000000	Base metals clad with silver, not further worked than semi-manufactured.	15	159	2.352	64.354
7108110000	Gold powder	177	4.261	70.269	459.569
7108121000	Gold in lumps, ingots or cast bars	2	10.642	45.432	2.244.644
7108129000	Gold in other unwrought forms :	3.027	41.510	282.248	3.820.339
7108130000	Gold, non monetary, oth semi-manufactured form	103	7.181	1.108.671	7.242.246
7109000000	Base metals/silver, clad with gold not further worked than semi-manufactured	2	247	52	1.022
7110111000	Platinum, in lumps, ingots, cast bars, powder or sponge	35	359	1.374	7.884
7110119000	Platinum in oth form, unwrought	30	122	566	1.911
7110190000	Platinum, wrought	35	122	3.250	6.972
7110212000	Palladium in lumps, ingots, cast bars, powder or sponge	6	170	623	4.007
7110219000	Palladium, unwrought, in other form	478	581	499	560
7110290000	Palladium, wrought	0	6	0	3
7110390000	Rhodium, wrought	0	1	0	218
7110411000	Iridium, osmium & ruthenium in lumps/ingots, cast bars, powder or sponge	0	57	0	945
7110490000	Iridium, osmium & ruthenium, wrought	12	1.567	266	49.059
7111009000	Base metals, clad with platinum semi-manufactured	2	2	4.021	4.021
7112300000	Ash containing precious metal or precious metal compounds	0	61	0	798
7113111000	Parts of jewellery of silver	226	56.333	321.931	4.513.459
7113119000	Jewellery of silver	1.192	5.734	41.118	68.384
7113191000	Parts of jewellery of other precious metal	7	11	30.452	39.151

I.3. IMPOR MENURUT KOMODITI / IMPORT BY HS COMMODITY
*****AGUSTUS / AUGUST 2009 *****

HS	Uraian Komoditi Commodity Description	Berat Bersih / Net Weight (Kg)		Nilai / Value C.I.F (US\$)	
		Bulan ini Current Month	Kumulatif Cum.Jan. to date	Bulan ini Current Month	Kumulatif Cum.Jan. to date
7113199000	Jewellery of other precious metal	1	15.578	120	2.001.402
7113201000	Parts of jewellery of base metal,clad with precious metal	0	33	0	9.797
7113209000	Jewellery of base metal, clad withprecious metal	75	3.222	434	25.949
7114110000	Articles of silversmiths wares ofsilver, whether or not plated or clad	0	267	0	4.082
7114200000	Articles of goldsmiths wares ofbase metals, clad with precious metal	1	2	11	48
7115100000	Catalysts of platinum, in the formof wire cloth or grill	115	393	2.600	10.484
7115901000	Other articles of golds or silver	0	1	0	4.094
7115909000	Oth articles of precious metal/of metalclad with precious metal	0	101.966	0	232.327
7116100000	Articles of natural/cultured pearls	9	22	403.692	403.828
7116200000	Articles of precious/semi-preciousstones(natural/synthetic/reconstructed)	8	1.385	6.581	249.170
7117111000	Parts cuff-links and studs, of basemetal, whether or not plated	161	537	2.478	16.513
7117119000	Cuff-links and studs of base metalwhether/not plated with precious metal	16.172	37.005	30.082	117.998
7117191000	Bangles of base metal, whether or notplated with precious metal	161	37.779	1.514	181.821
7117192000	Parts of oth imitation jewelleryof base metal, whether or not plated	656	6.350	605	7.008
7117199000	Other imitation jewellery of base metalwhether or not plated	172.377	688.570	912.284	4.697.751
7117901000	Bangles	7.223	43.158	15.603	81.880
7117902000	Other imitation jewellery	251.306	1.427.750	631.735	2.937.673
7117909000	Parts of imitation jewellery	17.983	73.770	154.239	580.679
7118101000	Silver coin, not being legal tender	16	82	109	1.899
7118109000	Oth coin (not gold coin), not beinglegal tender	727	2.159	1.748	6.523
7118902000	Silver coin, being legal tender	0	385	0	159
7118909000	Oth coin (oth than gold/silver coin)	0	306	0	448
7201100000	Non-alloy pig iron cont. by weight0.5% or less of phosphorus	340.086	18.148.998	329.080	6.278.649
7201200000	Non-alloy pig iron cont. by weightmore than 0.5% of phosphorus	0	159	0	4.017
7201500000	Alloy pig iron; spiegeleisen	27.406.780	27.513.359	9.978.703	10.034.980
7202110000	Ferro-manganese, cont. by weight morethan 2% of carbon	361.527	6.456.944	369.776	3.884.397
7202190000	Ferro-manganese, cont. by weight <=than 2% of carbon	57.304	1.031.616	169.501	2.864.154
7202210000	Ferro-silicon, cont. by weight morethan 55% of silicon	1.553.332	5.564.985	1.763.006	6.535.386
7202290000	Ferro-silicon, cont. by weight <=than 55% of silicon	222.450	1.100.951	419.935	1.920.461
7202300000	Ferro-silico-manganese	4.251.644	13.774.100	3.752.646	13.934.936
7202410000	Ferro-chromium, cont. by weight morethan 4% of carbon	95.962	258.698	133.033	371.391
7202490000	Ferro-chromium, cont. by weight <=than 4% of carbon	19.821	127.457	38.006	353.515
7202500000	Ferro-silico-chromium	0	56.397	0	112.336
7202600000	Ferro-nickel	0	1.396	0	17.144
7202700000	Ferro-molybdenum	11.290	109.150	246.045	1.549.126
7202800000	Ferro-tungsten & ferro-silico-tungsten	0	2.509	0	2.400
7202910000	Ferro-titanium and ferro-silico-titanium	29.000	109.130	62.111	373.921
7202920000	Ferro-vanadium	8.055	26.012	62.450	352.062
7202930000	Ferro-niobium	251	28.540	11.682	626.259
7202990000	Other ferro-alloys	327.280	1.180.625	524.821	2.498.257
7203100000	Ferrous products obtained by directreduction of iron ore	12.413.884	89.263.402	3.601.337	30.010.981
7203900000	Other ferrous products	0	8.967	0	19.893
7204100000	Waste and scrap of cast iron	741.262	20.590.322	205.416	6.277.769
7204210000	Waste and scrap of stainless steel	26.772	92.734	25.472	71.164
7204290000	Waste and scrap of oth alloy steel	59.459.963	138.593.538	17.929.401	39.238.156
7204300000	Waste & scrap of tinned iron or steel	3.377.200	7.644.227	1.066.782	2.092.306
7204410000	Turnings,shavings,chips,milling waste,sawdust,filings,trimmings & stampings	221.260	3.360.904	77.685	887.442
7204490000	Other ferrous waste and scrap :	143.621.012	457.186.506	42.286.542	124.389.298
7204500000	Remelting scrap ingots	7.629	12.952	64.486	121.056
7205100000	Granules of pig iron, spiegeleison,iron or steel	657.307	3.442.045	705.529	3.679.147
7205210000	Powder of alloy steel	36.817	643.780	97.752	1.572.586
7205290000	Powder of pig iron, spiegeleison,iron or steel (oth than alloy steel)	166.229	1.923.730	331.255	2.777.918
7206101000	Iron and non-alloy in ingotscontaining by weight > 0.6% of carbon	184.349	184.370	116.556	118.555
7206109000	Iron and non-alloy in ingotscontaining by weight <= 0.6% of carbon	166	880.321	1.539	618.305
7206900000	Iron and non-alloy in primaryform other than ingots	198.924	1.793.163	1.050.645	7.649.915
7207110000	Semi-finished iron/non-alloycont. < 0,25% carbon ,rectnagl, square	70.019.336	363.948.645	26.937.446	140.223.814
7207121000	Slabs of iron/non alloy, cont.< 0,25%of carbon, other than square	106.996.153	494.454.464	40.188.445	199.919.951
7207129000	Oth semi-finished iron/non-alloycont.< 0,25% carbon ,rectnagl,not square	10.349.549	64.419.933	4.777.873	28.725.981
7207190000	Oth semi-finished iron/non-alloycont.< 0,25% of carbon	710	2.179.848	1.650	1.380.909
7207201100	Slabs of iron/non alloy,cont.by weight> 0.6% of carbon	0	11.579	0	9.821
7207201900	Oth semi-finished iron/non-alloycont. by weight > 0,6% of carbon	303	489.579	1.532	397.816
7207209100	Slabs of iron/non alloy,cont.by weight0,25% <= carbon <= 0.6%	184.185	587.845	144.690	460.759
7207209900	Oth semi-finished iron/non-alloycont.by weight 0,25% <= carbon <= 0,6%	1.360.946	11.463.665	1.111.836	10.362.437
7208100000	Flat-rolled iron/nas,HRC,reliefwidth > 600 mm	8.834.619	29.120.951	4.907.302	15.872.548
7208251000	Flat-rolled iron/nas,HRC,pickled,width>600 mm, thick >= 4.75 mm for re-rolling	0	14.167.431	0	7.306.906
7208259000	Flat-rolled iron/nas,HRC,pickled,width>600 mm.thick>= 4.75 mm,not re-rolling	2.333.933	12.977.998	2.456.256	16.102.301
7208260000	Flat-rolled iron/nas,HRC,pickled,width>600,thick > 3 mm or but thick< 4,75 mm	4.660.576	26.778.042	3.412.845	22.974.188
7208270000	Flat-rolled iron/nas,HRC,pickled,width>600mm, of a thickness of less than 3 mm	7.846.890	57.314.954	5.900.835	48.695.701
7208360000	Flat-rolled iron/nas, HRC,width >600 mm, thick >10 mm	178.072	12.949.387	114.470	14.193.238
7208370000	flat-rolled iron/nas, HRC,width >600 mm, of a 4,75< thick< 10mm	1.070.004	21.839.038	714.362	15.390.976
7208380000	flat-rolled iron/nas, HRC,width >600 mm, of a 3< thick< 4,75 mm	1.490.352	17.404.929	1.007.564	10.313.526
7208390000	Flat-rolled iron/nas, HRC,width >600 mm, thick< 3 mm	16.014.120	112.392.266	9.086.948	59.744.662

I.3. IMPOR MENURUT KOMODITI / IMPORT BY HS COMMODITY
*****AGUSTUS / AUGUST 2009 *****

HS	Uraian Komoditi Commodity Description	Berat Bersih / Net Weight (Kg)		Nilai / Value C.I.F (US\$)	
		Bulan ini	Kumulatif	Bulan ini	Kumulatif
		Current Month	Cum.Jan. to date	Current Month	Cum.Jan. to date
7208400000	Flat-rolled iron/nas, HRnCreliief	61.799	290.520	88.808	430.898
7208510000	Flat-rolled iron/nas, HRnC,width>600 mm, of a thickness > 10 mm	7.444.847	62.890.749	5.067.650	61.475.111
7208520000	Flat-rolled iron/nas, HRnC,width>600 mm, 4,75 < thickness < 10 mm	5.765.362	42.979.635	3.655.676	33.005.316
7208530000	Flat-rolled iron/nas, HRnC,width>600 mm, 3 < thickness < 4,75 mm	79.339	989.045	81.131	975.369
7208540000	Flat-rolled iron/nas, HRnC,width>600 mm, thickness < 3 mm	141.713	2.345.315	100.494	1.665.709
7208900000	Other Flat-rolled iron/nas	625.646	12.311.093	570.969	11.630.009
7209150000	Flat-rol in coils, cold-rolledwidth > 600 mm, thickness >3 mm	123.416	2.278.355	105.914	2.647.896
7209160010	Flat-crc, pickled or not, 1<thick<3mm,600 < width < 1250 mm	6.028.871	36.934.785	4.033.772	29.442.525
7209160090	Flat-crc, pickled or not, 1<thick<3mm,width > 1250 mm	2.471.954	10.177.721	1.837.680	9.340.009
7209170010	Flat-crc, pickled or not, 0,5<thick<1mm,600 < width < 1250 mm	14.644.805	75.445.460	9.523.041	56.685.646
7209170090	Flat-crc, 0,5<thickness<1mmwidth > 1250 mm	6.738.652	38.677.564	4.899.143	33.250.903
7209181000	Tin-mill blackplate (tmbp), crcof a thickness < 0.5 mm	11.411.474	49.777.790	8.327.908	42.611.156
7209182000	Flat-crc, thickness<= 0,17 mmcontaining by weight<= 0.6% of carbon	0	6.955.960	0	4.068.937
7209189000	Flat-crc, 0,17< thickness< 0,5 mmcontaining by weight<= 0.6% of carbon	9.880.027	92.072.350	5.996.752	56.463.498
7209250000	Flat of iron/non-alloy, not in coilcold rolled, of a thickness >= 3 mm	1.822.371	6.538.014	1.414.513	5.531.921
7209260010	Flat of iron/non-alloy, not coil,coldrolled,1mm<thickness<3mm,width<=1,250 mm	45.950	606.752	28.891	317.420
7209260090	Flat of iron/non-alloy, not coil,coldrolled,1 mm<thickness<3mm,width>1,250 mm	20.738	1.085.356	14.517	493.958
7209270010	Flat of iron/non-alloy,not coil,coldrolled,0.5mm<thickness<1mm,width<1,250mm	19.797	280.424	8.908	242.351
7209270090	Oth flat of iron/non-alloy,not incoil,cold rolled,0,5mm <= thickness<1 mm	5.658	737.064	6.406	404.941
7209281000	Flat-CRnC, thickness<= 0,17 mmcontaining by weight<= 0.6% of carbon	0	2.401.313	0	2.091.294
7209289000	Flat-CRnC, 0,17< thickness< 0,5 mmcontaining by weight<= 0.6% of carbon	8.694	417.753	3.913	231.540
7209901000	Flat of iron/non-alloy, cold-rolled,corrugated form	14.393	141.400	27.111	255.285
7209909000	Flat of iron/non-alloy, cold-rolled,other than corrugated form	720.917	2.476.480	130.986	1.131.757
7210111000	Flat-rolled of iron/nas,carbon>=0.6%plated or coated with tin,thick > 0,5mm	183.608	1.466.310	201.448	2.038.305
7210119000	Flat-rolled of iron/nas,carbon< 0.6%plated or coated with tin,thick > 0,5mm	587.887	4.583.293	886.631	8.199.920
7210121000	Flat-rolled of iron/nas,carbon>=0.6%plated or coated with tin,thick < 0,5mm	1.858.010	15.182.421	2.072.222	19.764.329
7210129000	Flat-rolled of iron/nas,carbon< 0.6%plated or coated with tin,thick < 0,5mm	3.263.115	25.746.263	3.427.586	28.421.633
7210201000	Flat-rolled of iron/nas,carbon>=0.6%plated or coated with lead, thick <1,5mm	111.299	1.707.442	206.316	2.562.214
7210209000	Flat-rolled of iron/nas,carbon>=0.6%plated or coated with lead, thick >1,5mm	148.303	1.554.320	259.167	2.081.191
7210301000	Flat-rolled of iron/nas,carbon < 0.6%plated or coated with lead, thick <1,5mm	2.669.777	17.986.555	1.959.611	15.761.877
7210309000	Flat-rolled of iron/nas,carbon < 0.6%plated or coated with lead, thick >1,5mm	1.152.071	11.826.581	1.522.509	16.113.727
7210419000	Flat-rollof iron/nas,othwise plated zinc,carbon< 0.6% , corrugated,thick > 1,5mm	5.329	5.329	7.999	7.999
7210491000	Flat-rolled of iron/non-alloy, othwiseplated zinc,not corrugated,thick <=1.2mm	3.057.264	21.291.094	2.419.495	21.252.996
7210492000	Flat-rollof iron/nas,othwise plated zinccarbon< 0.6% ,n-corrugated,thick<= 1,5mm	541.680	1.253.858	435.240	1.024.853
7210499000	Flat-rolled of iron/non-alloy, othwiseplated zinc,not corrugated,thick > 1.2mm	825.424	4.412.918	698.502	4.693.880
7210500000	Flat-rolled iron/non-alloyplated with cromium & or chromium oxides	1.771.538	10.461.124	1.724.366	12.893.718
7210611000	Flat-rolled iron/non-alloyplated with alumnm-zinc,thickness<=1.2mm	1.209.679	23.064.718	818.055	19.308.712
7210619000	Flat-rolled iron/non-alloyplated with alumnm-zinc,thickness >1.2mm	115.414	17.092.428	128.975	11.789.081
7210691000	Flat-rolled iron/non-alloyplated with oth alumnm,thickness<=1.2mm	161.685	8.620.662	189.178	5.409.669
7210699000	Flat-rolled iron/non-alloyplated with oth alumnm,thickness >1.2mm	48.525	1.481.205	70.909	1.306.134
7210701000	Flat-rollof iron/nas,painted, varnished,coated plastics,carbon<0.6%,thick<=1,5mm	3.738.294	11.914.755	3.578.875	12.895.260
7210709000	Flat-rollof iron/nas,painted, varnished,coated plastics,carbon<0.6%,thick>1,5mm	73.848	2.688.250	97.083	2.767.556
7210901000	Flat-rollof iron/nas,plated,coated othmetal,carbon<0.6%,thick<=1,5mm	80.490	491.206	64.392	546.355
7210909000	Flat-rollof iron/nas,plated,coated othmetal,carbon<0.6%,thick>1,5mm	723.285	3.271.081	1.607.026	5.444.604
7211131000	Hoop,strip iron/not alloy, HR, not clad150 mm<width<600mm,thick <= 4mm	124	11.987	1.860	67.248
7211132000	Rolled on 4 faces/in closed box,HR, notclad, corrugated,carbon<=0,6%,thick<=4rr	0	3.464	0	12.777
7211139000	Rolled on 4 faces/in closed box,HR, notclad, oth shape,thick<=4mm, width>150mm	762.249	5.833.325	510.608	4.156.950
7211141000	Hoop&strip iron/not alloy, HR, not cladcarbon<=0,6%,thick>=4,75mm, width<400mm	31.488	152.062	40.526	215.521
7211142000	Flat-rolled iron/not alloy, HR, not cladcorrugated, carbon <=0,6%,thick>=4,75mm	807	1.027	9.022	11.460
7211149000	Oth flat-rolled iron/not alloy,not cladhr, carbon <=0,6%,thick>=4,75mm	14.769	1.514.850	29.440	1.842.842
7211191000	Hoop&strip iron/not alloy, HR, not cladcarbon<=0,6%,thick<4,75mm, width<400mm	88.942	720.451	157.061	665.378
7211192000	Flat-rolled iron/not alloy, HR,not cladcorrugated, carbon<= 0,6%,thick <4,75mm	1.164	1.178	4.765	4.891
7211199000	Oth flat-rolled iron/not alloy,not cladhr, carbon <=0,6%, 0.17<thick<4.75 mm	177.480	3.112.672	167.230	2.158.131
7211232000	Hoop&strip iron/not alloy,CR, not cladcarbon<=0,25%, width < 400mm	101.570	164.875	61.041	126.430
7211239010	Oth flat-rolled iron/not alloy,not cladcr, carbon < 0.25%,thick < 40 mm	0	903	0	900
7211239090	Oth flat-rolled iron/not alloy,not cladcr, carbon < 0.25%, thick >= 40 mm	103.404	875.111	105.060	1.015.573
7211291000	Flat-rolled iron/not alloy,CR,not cladcorrugated, carbon >= 0,25%	0	15.008	0	52.662
7211292000	Hoop&strip iron/not alloy,CR, not cladcarbon >= 0,25%, width < 400mm	793.687	1.762.597	693.944	1.764.458
7211293000	Oth flat-rolled iron/not alloy,not cladcr, carbon >= 0,25%,thick < 0.17 mm	0	9	0	158
7211299000	Oth Hoop&strip iron/not alloy,not cladcr, carbon >= 0,25%, width < 400mm	53.077	1.020.926	119.738	1.813.572
7211901000	Oth Hoop&strip iron/not alloy,not cladwidth < 400mm	19.545	319.619	15.725	647.836
7211902000	Oth flat-rolled iron/not alloy,not cladcorrugated, carbon < 0,6%	0	7.459	0	75.803
7211903000	Oth flat-rolled iron/not alloy,not cladthickness <= 0.17 mm	1	11	10	264
7211909000	Oth flat-rolled iron/not alloy,not cladthickness > 0.17 mm	260.200	4.802.585	467.528	4.255.854
7212101000	Hoop,strip iron/not alloy, coated tin,width < 400mm	5.299	108.759	7.578	167.526
7212109000	Flat-rolled iron/not alloy, coated tin,400 mm <= width < 600mm	205.846	351.167	235.605	443.759
7212201000	Hoop,strip iron/not alloy, width<400mm,elect coated with zinc	40.982	55.830	47.402	79.549
7212202000	Flat-rolled iron/not alloy,width<600mm,carbon<0.6%,thick<=1,5mm,elect coat zinc	3.887	25.039	25.294	55.078
7212209000	Flat-rolled iron/not alloy, other shapeelect coated with zinc	221.361	597.601	190.808	607.549
7212301000	Hoop,strip iron/not alloy, coated zinc,width < 400mm non-elect coated zinc	64.281	283.488	106.624	343.664
7212309000	Flat-rolled iron/not alloy, other shape,non-elect coated with zinc	0	64.597	0	130.499
7212401000	Hoop,strip iron/not alloy, coated zinc,width < 400mm, coated with plastic	236.982	1.620.051	383.674	2.434.062

I.3. IMPOR MENURUT KOMODITI / IMPORT BY HS COMMODITY
*****AGUSTUS / AUGUST 2009 *****

H S	Uraian Komoditi Commodity Description	Berat Bersih / Net Weight (Kg)		Nilai / Value C.I.F (US\$)	
		Bulan ini Current Month	Kumulatif Cum.Jan. to date	Bulan ini Current Month	Kumulatif Cum.Jan. to date
7212402000	Flat-rolled iron/not alloy, carbon<0.6%,thick > 1.5 mm, coated with plastic	0	650.888	0	810.007
7212409000	Flat-rolled iron/not alloy, other shape,painted, varnished/coated with plastics	723.301	9.092.193	1.030.749	12.261.108
7212501010	Hoop,strip iron/not alloy, width<400 mm,coated with aluminium-zinc alloys	20.550	131.737	48.145	361.218
7212501020	Hoop,strip iron/not alloy, width<400 mm,coated with chromium	0	593.396	0	478.334
7212501090	Other hoop,strip iron/not alloy,width < 400 mm	21.600	123.901	16.064	163.847
7212502090	Other flat-rolled iron/not alloy,carbon<0,6%, thick > 1.5 mm	81.945	418.971	162.114	1.325.766
7212509000	Flat-rolled iron/not alloy, otherwiseplated or coated	1.646.980	3.974.809	1.138.005	2.653.223
7212601000	Hoop,strip iron/not alloy, cladwidth < 400mm	55.387	429.380	247.861	1.907.658
7212609000	Flat-rolled iron/not alloy, clad	49.682	302.667	82.321	345.735
7213100010	Containing indentations,ribs,grooves ofcircular crosssection <= 50 mm2	20.187	30.315	12.644	71.588
7213100020	Containing indentations,ribs,grooves ofrectangular, square <= 20 mm2 in width	240.253	416.901	146.388	246.681
7213100090	Containing indentations,ribs,grooves ofshape	16.142	450.168	31.946	626.790
7213200000	Other bars, rods, hot-rolled ,in irregularly, of free-cutting steel	70.959	488.729	98.301	931.040
7213910000	Other bars, rods, hot-rolled , circularcross-section < 14 mm in diameter	11.692.854	35.556.087	6.720.267	25.267.763
7213990000	Other bars, rods, hot-rolled , notcircular	3.854.624	22.733.351	2.547.220	16.852.383
7214101100	Oth bars,rods of iron, non-alloy steelforged,carbon<0.6%,circlr cross-section	570.749	5.819.228	360.476	3.040.330
7214101900	Oth bars,rods of iron, non-alloy steelforged,carbon<0.6%,not circular	2.196	356.205	12.422	1.098.735
7214102100	Oth bars,rods of iron, non-alloy steelforged,carbon>=0.6%,circlr cross-section	14.218	4.252.737	44.007	2.207.172
7214102900	Oth bars,rods of iron, non-alloy steelforged,carbon >= 0.6%,not circular	284.380	1.281.410	559.733	2.297.232
7214201100	Containing indentations, ribs, groovecarbon < 0.6%, circular cross-section	13	357	804	11.566
7214201900	Containing indentations, ribs, groovecarbon < 0.6%, not circular	203.060	988.096	110.023	610.060
7214202100	Containing indentations, ribs, groovecarbon >= 0.6%, circular cross-section	4	5	384	559
7214202900	Containing indentations, ribs, groovecarbon >= 0.6%, not circular	13.701	979.725	11.971	690.298
7214300000	Other bars & rods, not forged, of free-cutting steel	155	98.818	2.257	205.424
7214911010	Concrete steel, hot-rolled,hot-drawn,hot-extruded, carbon < 0.6%	2.236.600	6.813.852	1.194.757	5.330.938
7214911020	Shaft bars, manganese steel, hot-rolled,hot-drawn, hot-extruded, carbon < 0.6%	211.543	1.321.797	161.725	1.972.551
7214911090	Other bars & rods, hot-rolled,hot-drawnor hot-extruded, carbon < 0,6 %	5.138	2.076.340	17.089	1.774.977
7214912010	Concrete steel, hot-rolled,hot-drawn,hot-extruded, carbon >= 0.6%	79.820	1.275.405	44.364	646.928
7214912020	Shaft bars, manganese steel, hot-rolled,hot-drawn, hot-extruded, carbon >= 0.6%	2.527	19.436	5.971	164.755
7214912090	Other bars & rods, hot-rolled,hot-drawnor hot-extruded, carbon >= 0,6 %	430.476	700.655	771.780	1.222.435
7214991010	Carbon,oth than of circularcross-section: concrete steel	0	23.651	0	14.740
7214991020	Carbon, other than of circularcross-sect:shaft bars; manganese steel	17.916	1.299.599	43.800	2.016.278
7214991090	Oth. carbon, other than of circularcross-section	1.202	31.423	2.702	43.577
7214999010	Oth. carbon, other than of circularcross-section concrete steel	188.121	2.188.350	250.226	1.715.050
7214999020	Oth. carbon, other than of circularcross-sect:shaft bars; manganese steel	2.962.054	20.472.267	2.787.149	19.420.390
7214999090	Oth.Than Concrete steel, Shaft bars, manganese steel	1.183	237.483	23.701	483.394
7215100000	Oth bars & rods of iron/non-alloy steelfree-cutting steel,cold-formed/finished	513.959	4.075.247	579.882	4.818.594
7215509000	Oth bars & rods of iron/non-alloy steel	20.406	2.547.287	28.092	6.599.967
7215900010	Manganese steel/shaft bars,containingby weight less than 0.6% of carbon	3	273.968	75	2.76.289
7215900020	Oth Mangan steel/shaft bars,containingby weight less than 0.6% of carbon	108.367	1.052.690	127.334	1.377.790
7215900030	Manganese steel/shaft bars, containingby weight 0.6 % or more of carbon	361.176	694.797	226.107	583.109
7216100000	U, i or h sections , not further workedthan hot-rolled, of a height < 80 mm	1.055.242	14.613.572	946.679	11.949.115
7216210000	L section of iron/non-alloy steel, notworked than hot-rolled,of a height<80 mm	89.209	1.807.534	104.000	2.645.591
7216220000	T section of iron/non-alloy steel, notworked than hot-rolled,of a height<80 mm	0	122.597	0	129.533
7216310000	U, l or H sections, not further workedu sections	1.521.350	4.385.165	797.202	2.620.349
7216320000	U, l or H sections, not further workedi sections	1.955.442	8.137.927	1.031.718	5.312.930
7216330000	U, l or H sections, not further workedh sections	5.023.238	20.802.028	3.149.038	16.455.688
7216400000	L/T sect,not further work than hot-rollhot-drawn/extrud,a height of 80mm /more	521.008	1.991.067	287.267	1.579.281
7216501000	Oth angles,shapes§ions,not furtherof a height of less than 80 mm	217.239	831.528	191.250	819.486
7216509000	Oth angles, shapes & sect,not furtherof a height of more than 80 mm	7.932.825	39.603.941	5.287.718	35.776.944
7216610000	Angles,shapes§ions,not worked thancold-formed,obtain from flat-rolled prod	0	12.290	0	7.753
7216690000	Angle,shape§,not workthan cold formoth than obtain from flat-rolled product	224.313	1.261.149	267.066	1.596.842
7216910000	Oth angles,shapes§,not further workcold form/finish from flat roll product	0	20.025	0	39.743
7216990000	Oth angles,shapes§,not further workoth than cold form/finish,flat roll prod	549.192	4.583.187	461.466	6.291.419
7217101000	Wire of iron/non-alloy steel,not platd/coated,cont.carbon < 0.25% by weight	1.422.232	7.887.794	438.745	2.793.506
7217102200	Bead wire;flat hard steel reed wire;notplated/coated; 0.25%=< carbon<0.6%	162.024	2.037.356	210.485	2.454.281
7217102900	Other wire of iron or non-alloy steel,not plate/coated, 0.25% =< carbon < 0.6%	1.176.094	6.790.150	715.060	5.387.612
7217103100	Spokes wire;bead wire;flat hard steelreed wire;not plated/coated,carbon>=0.6%	502.137	2.417.954	464.626	2.628.642
7217103900	Other wire of iron or non-alloy steel,not plated/coated, cont. carbon >= 0.6%	297.895	4.124.487	238.428	2.940.148
7217201000	Wire of iron/non-alloy steel,plated w/zinc, cont.carbon < 0.25% by weight	3.067.095	10.059.507	1.675.772	5.967.513
7217202000	Wire of iron/non-alloy steel,plated w/zinc,cont.carbon>0.25% & <0,45%by weight	189.053	500.279	133.580	385.893
7217209100	High carbon steel core wire,for almniumconductors steel reinforced (acsr)	15	30.560	100	341.433
7217209900	Oth than high carbonsteel core wire,foraluminium conduct steel reinforced(acsr)	623.629	2.640.503	1.070.714	3.994.911
7217301000	Wire of iron/non-alloy steel,plated w/oth base metal,cont.crbn<0.25% by weight	44	13.299	1.097	207.222
7217302000	Wire of iron/non-alloy steel,plated w/oth base metal,cont.0.25% =<carbon <0.6%	117.739	4.090.376	141.271	2.163.100
7217303110	Copper alloy coated high carbon steelwire coated with brass	2.265.469	11.646.657	2.687.353	15.753.603
7217303190	Copper alloy coated high carbon steelsteel coated with other copper alloys	381.832	2.696.427	405.503	3.421.417
7217303900	Other wire of iron or non-alloy steelplated with oth base metal,carbon>=0.6%	445.650	2.157.104	282.775	1.349.234
7217901000	Oth wire of iron/non-alloy steel,platedzinc>=240g/m?,silicon<=0.1%,cover by pvc	129.319	424.772	177.454	675.865
7217909010	Oth wire of iron/non-alloy steel,platedcontaining by weight 0.6% or more	50.896	271.615	144.342	620.359
7217909090	Oth wire of iron/non-alloy steel,platedexcluding goods of subheading 7217.90.10	520.936	1.514.703	565.545	1.701.284
7218100000	Ingots & oth primary forms of stainlesssteel	0	1.650	0	15.536

I.3. IMPOR MENURUT KOMODITI / IMPORT BY HS COMMODITY

***AGUSTUS / AUGUST 2009 ***

H S	Uraian Komoditi Commodity Description	Berat Bersih / Net Weight (Kg)		Nilai / Value C.I.F (US\$)	
		Bulan ini Current Month	Kumulatif Cum.Jan. to date	Bulan ini Current Month	Kumulatif Cum.Jan. to date
7218910000	Semi-finished prod.of stainless steelof rectangulr (not square) cross-section	158	7.876	2.725	67.453
7218990000	Oth semi-finished prod.of stainlesssteel	24.496	624.550	129.613	3.369.698
7219110000	Flat-roll prod of stainless steel,hotrolled,in coil of a thick exceed 10mm	11.679	177.438	30.310	429.180
7219120000	Flat-roll prod of stainless steel,hotrolled,in coil of a 4.75mm=<thick<=10mm	241.463	1.345.046	462.560	2.776.277
7219130000	Flat-roll prod of stainless steel,hotrolled,in coil of a 3mm=<thick<=4.75mm	8.176.342	38.038.296	12.084.257	53.687.131
7219140000	Flat-roll prod of stainless steel,hotrolled,in coil of a thickness<=3mm	1.008.761	3.228.732	1.657.305	4.613.388
7219210000	Flat-roll prod of stainless steel,hotrolled,not in coil of a thick > 10mm	5.766.726	8.379.523	3.753.862	7.985.837
7219220000	Flat-roll prod of stainless steel,hotroll,not in coil of 4.75mm=<thick<=10mm	1.998.589	37.814.584	1.675.332	30.815.611
7219230000	Flat-roll prod of stainless steel,hotroll,not in coil of a 3mm=<thick<=4.75mm	335.723	3.437.851	1.042.940	10.137.103
7219240000	Flat-roll prod of stainless steel,hotrolled,not in coil of a thickness<=3mm	22.619	672.449	39.479	1.153.419
7219310000	Flat-rolled prod.of stainless steel,cold rolled, of a thickness >= 4.75 mm	16.119	100.337	28.131	700.609
7219320000	Flat-rolled prod.of stainless steel,cold rolled, 3 mm =< thickness < 4.75 mm	195.034	830.835	365.561	1.867.542
7219330000	Flat-rolled prod.of stainless steel,cold rolled, 1 mm < thickness < 3 mm	632.496	5.660.741	1.316.252	9.706.180
7219340000	Flat-rolled prod.of stainless steel,cold rolled, 0.5 mm =< thickness <= 1 mm	785.726	4.731.305	1.449.409	8.678.073
7219350000	Flat-rolled prod.of stainless steel,of a thickness < 0.5 mm	433.340	2.795.644	941.652	5.078.182
7219901000	Oth flat-roll prod.of stainless steel,thick>=1.5mm & <125mm patterns from roll	5	28.717	238	135.025
7219902000	Oth flat-rolled prod.of stainless steel,of a thickness < 0.5 mm	0	20.990	0	54.056
7219909000	Oth flat-rolled prod.of stainless steel,of a thickness >0.5 mm	1.089.408	2.629.483	791.779	2.332.078
7220111000	Hoop & strip of stainless steel, hotrolled,of a thick >= 4.75 mm,width<400mm	1.030.624	1.533.151	1.220.853	2.225.282
7220119000	Hoop & strip of stainless steel, hotrolled,of a thick >= 4.75 mm,width>400mm	1.325.135	10.669.533	1.305.326	7.937.731
7220121000	Hoop & strip of stainless steel, hotrolled,of a thick < 4.75 mm,width<400mm	43.416	296.646	97.862	454.627
7220129000	Hoop & strip of stainless steel, hotrolled,of a thick < 4.75 mm,width>400mm	64.794	1.329.107	208.880	2.287.164
7220201000	Hoop & strip of stainless steel, coldrolled, width < 400mm	49.960	546.414	134.178	1.208.853
7220209000	Hoop & strip of stainless steel, coldrolled, width>400mm	76.482	7.612.201	194.581	14.520.494
7220901000	Hoop & strip of stainless steel, notcold rolled, width < 400mm	14.325	72.359	183.585	549.838
7220909000	Hoop & strip of stainless steel, notcold rolled, width > 400mm	1.042.321	57.340.865	2.083.554	117.172.442
7221000000	Bars & rods, hot-rolled,in irregularlywound coils, of stainless steel.	47.170	976.494	58.950	1.167.484
7222110000	Bars,rods, hot-rolled, in irregularlyof circular cross-section	25.164	777.793	49.423	1.741.961
7222190000	Bars,rods, hot-rolled, in irregularlyof not circular cross-section	151.183	1.400.177	219.835	2.832.943
7222201000	Bars,rods, cold-formed or cold-finishedof circular cross-section	106.635	539.321	442.762	2.618.988
7222209000	Bars,rods, cold-formed or cold-finishedof not circular cross-section	415.707	2.566.742	770.707	5.845.502
7222301000	Other bars and rods of circularcross-section	50.336	289.893	113.245	741.344
7222309000	Other bars and rods of not circularcircular cross-section	202.653	3.617.253	349.581	3.838.444
7222400000	Angles, shapes and sections ofstainless steel	162.197	2.378.594	207.429	2.784.633
7223001000	Wire of stainless steel having a cross-sectional dimension exceeding 13 mm	47.116	183.928	106.924	592.570
7223009000	Wire of stainless steel having a cross-sectional dimension <= 13 mm	406.166	2.272.212	1.428.414	8.196.716
7224100000	Ingots & oth primary forms of oth alloysteel	167.549	885.676	165.645	985.864
7224900000	Semi-finished prod. of oth alloy steel	220.417	516.852	729.998	2.101.071
7225110000	Grain-oriented of silicon-elect steela width of 600 mm or more.	158.164	5.847.610	526.499	20.730.818
7225190000	Oth than Grain-orient of silicon-electsteel a width of 600 mm or more.	2.829.938	12.732.314	2.409.507	13.319.558
7225300000	Flat-roll product of oth alloy steel,ofnot further worked than hot-roll,in coil	836.468	4.443.030	750.336	4.034.642
7225400000	Flat-roll prod of oth alloy steel,of notfurther worked than hot-roll,not in coil	3.286.391	15.487.181	3.104.107	22.866.242
7225500000	Flat-roll prod of oth alloy steel,of notfurther worked than cold-rolled	597.045	4.151.737	472.706	4.249.315
7225910000	Oth flat-rolled prod.of oth alloy steel,electrolytically plated/coated with zinc	1.294.079	6.581.105	2.613.493	12.461.825
7225920000	Oth flat-rolled prod.of oth alloy steel,otherwise plated or coated with zinc	12.918	379.291	14.761	771.212
7225990000	Oth flat-rolled prod.of oth alloy steel,otherwise plated or coated with zinc	781.648	4.692.994	688.297	6.657.197
7226111000	Hoop & strip, grain-oriented of siliconelectrical steel, of a width <= 400 mm	45.801	210.669	135.430	822.547
7226119000	Hoop & strip, grain-oriented of siliconelect steel, of a width >400 mm,<600mm	267.373	2.350.610	963.505	11.211.512
7226191000	Hoop,strip,oth than grain-orient ofsilicon elect steel,of a width<= 400 mm	32.229	184.445	117.724	691.534
7226199000	Hoop,strip,oth than grain-orient ofsilii elect steel,of width>400mm,<600mm	64.832	336.252	111.301	732.169
7226209000	Hoop & strip of high speed steelof a width > 400 mm, < 600mm	0	338.064	0	492.135
7226911000	Hoop,strip of oth alloy steel,hot rolled, of a width <= 400 mm	48.783	132.224	87.450	203.978
7226919000	Hoop,strip of oth alloy steel,hot rolled, width >400 mm, <=600mm	412.770	1.506.127	361.615	2.483.495
7226921000	Hoop,strip of oth alloy steel,cold rolled, of a width <= 400 mm	0	389.218	0	556.844
7226929000	Hoop,strip of oth alloy steel,cold rolled, width >400 mm, <= 600mm	21.325	229.231	32.648	357.390
7226991000	Hoop & strip of oth alloy steel,width <= 400 mm	24.843	106.842	78.431	540.725
7226999000	Hoop & strip of oth alloy steel,width > 400 mm and <= 600mm	227.569	1.419.444	364.562	2.794.526
7227200000	Bars & rods, hot-rolled, in irregularlywound coils, of silico-manganese steel	0	6.180.132	0	4.427.334
7227900000	Oth bars & rods, hot-rolled, inirregularly wound coils	1.632.218	9.362.668	1.450.657	8.258.586
7228101000	Bars & rods, of high speed steel, ofcircular a cross-section	15.114	210.873	81.032	707.175
7228109000	Bars & rods, of high speed steel,not ofcircular a cross-section	99.880	589.596	124.797	1.427.712
7228201000	Bars & rods, of silico-manganese steel,circular a cross-section	1.166.175	5.158.043	896.511	3.760.468
7228209000	Bars & rods, of silico-manganese steel,not circular a cross-section	384.133	5.215.006	705.070	6.850.686
7228301000	Oth bars&rods,of silico-manganese steelof circular cross-section	2.727.942	18.371.846	3.718.161	22.898.691
7228309000	Oth bars&rods,of silico-manganese steelnot of circular cross-section	4.717.637	22.688.839	4.252.396	26.799.047
7228401000	Oth bars,rods,not further worked thanforget, of circular cross-section	0	530.713	0	272.036
7228409000	Oth bars,rods,not further worked thanforget, not of circular cross-section	860.057	4.470.161	521.118	2.834.688
7228501000	Oth bars,rods,not formed/cold finishedof circular cross-section	88.843	905.393	198.307	1.500.934
7228509000	Oth bars,rods,not formed/cold finishednot of circular cross-section	312.880	5.753.718	490.271	9.579.800
7228601000	Other bars and rods :of circular cross-section	336.332	3.065.693	376.640	4.867.992
7228609000	Other bars and rods :not of circular cross-section	462.765	4.366.624	579.374	5.512.746
7228700000	Angles, shapes and sections of otheralloy steel	545.367	6.449.109	384.186	4.802.214

I.3. IMPOR MENURUT KOMODITI / IMPORT BY HS COMMODITY
*****AGUSTUS / AUGUST 2009 *****

HS	Uraian Komoditi Commodity Description	Berat Bersih / Net Weight (Kg)		Nilai / Value C.I.F (US\$)	
		Bulan ini	Kumulatif	Bulan ini	Kumulatif
		Current Month	Cum.Jan. to date	Current Month	Cum.Jan. to date
7228801100	Hollow drill bars,rods, weight >=0.6%of circular cross-section	56.621	1.073.771	339.098	45.143.348
7228801900	Hollow drill bars,rods, weight >=0.6%not of circular cross-section	1.240	82.205	4.197	195.518
7228809000	Oth. Hollow drill bars and rods	163.850	646.411	354.529	4.520.463
7229200000	Wire of silico-manganese steel	538.400	4.120.485	711.276	4.563.307
7229900010	Wire of other alloy steel.of high speed steel	548	940.562	2.613	1.014.955
7229900090	Wire of other alloy steel.not of high speed steel	1.181.821	12.828.147	1.201.067	13.584.996
7301100000	Sheet piling of iron or steel	2.059.116	15.457.798	1.527.094	11.774.398
7301200000	Angles, shapes and sections of ironor steel	3.286.619	4.097.717	1.916.482	3.324.432
7302100000	Rails of iron or steel	53.421	10.178.613	41.770	11.089.965
7302300000	Switch-blades, crossing frogs, pointrods and other crossing pieces	494	60.143	8.778	130.819
7302400000	Fish-plates and sole plates of ironor steel	33.669	170.316	55.795	310.641
7302901000	Sleepers, of iron or steel	40.306	956.787	98.936	3.110.335
7302909000	Other than sleepers, of iron or steel	163.825	4.524.291	226.944	6.000.150
7303001010	Tubes,pipes of cast with an externaldiameter not exceeding 100 mm	44.025	250.360	116.278	1.025.673
7303001020	Tubes,pipes of cast with an externaldiameter not exceeding 150 mm	0	25.559	0	41.631
7303001030	Tubes,pipes of cast with an externaldiameter >150 mm and <=600 mm	19.581	1.783.535	23.906	1.571.234
7303001090	Oth.Tubes, pipes	1.995.979	6.018.943	334.210	1.355.523
7303009010	Hollow profiles, of cast iron withan external diameter < =100 mm	1.511	49.197	4.340	102.218
7303009090	Hollow profiles, of cast iron withan external diameter > 100 mm	1.166.593	5.954.007	2.195.577	12.516.661
7304110000	Tubes, pipes and hollow profiles,seamless, of stainless steel	2.693.488	27.760.622	5.039.479	59.357.011
7304190000	Oth.tube,pipe&hollow profile,seamless,line pipe of a kind use for oil/gas pipe	8.932.230	105.088.881	21.539.992	182.772.891
7304220010	Oth.tube,pipes&hollow profile,seamless,unfinished drill pipe (green pipe) with	47.374	456.428	408.297	3.047.825
7304220090	Oth.tube,pipes&hollow profile,seamless,unworked pipe end	6.677	2.483.330	18.686	6.844.799
7304230010	Unfinished drill pipe (green pipe) withyield strength less than 75,000 psi	2	206.766	500	582.406
7304230090	Oth. unfinished drill pipe (green pipe)	509.042	1.302.820	3.560.729	8.444.900
7304240010	Unfinsh case&tube, yield strgh<75000Psioth.of stanlss stel for drill	13.423	176.979	107.806	523.883
7304240090	Oth.unfinsh casetube&unworked,stainlesswith yield strength less than 75,000 psi	1.009	425.406	23.968	1.151.024
7304290010	Unfinsh casetube&unworked pipe endwith yield strength less than 75,000 psi	10.447.463	46.747.175	19.497.988	84.287.065
7304290090	Oth.unfinsh casetube&unworked pipe endwith yield strength less than 75,000 psi	2.310.979	54.624.186	4.161.218	104.006.586
7304311000	High press. conduits,of circular cross-sect.of iron/non-alloy steel,cold rolled	17.958	1.262.545	26.694	3.027.770
7304319000	Oth.drill Rod Casing&tubing withpin and box threads	705.004	5.431.634	1.486.752	13.265.215
7304390000	Oth. Drill Rod Casing and tubingwith pin and	2.149.006	8.417.788	2.477.401	16.595.847
7304410000	Cold-drawn or cold-rolled (cold-reduced)stainless steel	250.772	989.844	857.287	2.809.176
7304490000	Oth. Cold-drawn or cold-rolled(cold-reduced) stainless steel	43.764	1.070.696	360.518	3.294.064
7304511000	High press. conduits,of circular cross-sect.of oth alloy steel,cold rolled	1.361	20.002	14.722	83.736
7304519000	Oth tubes/pipes/hollow profiles,seamlesscold rolled,crclr c-s of oth alloy steel	8.241	500.079	34.542	3.498.805
7304590000	Oth.Drill rod casing&tubing with pin§.of oth alloy steel,cold rolled	491.409	2.568.332	1.612.146	8.814.960
7304900000	Oth.Drill rod casing&tubing with pin&cold rolled,crclr c-s of oth alloy steel	515.937	7.727.167	6.726.613	28.511.542
7305110000	Lines pipe, for oil or gas longitudinallysubmerged arc welded of iron/steel	749.357	1.087.935	3.293.962	4.700.095
7305120000	Lines pipe, for oil or gas other,longitudinally welded of iron/steel	4.583	421.389	4.685	918.601
7305190000	The oth.line pipe of iron/steel for oil,external diameter > 406.4mm	2.160.225	8.258.798	10.339.559	35.036.889
7305200000	Casing of iron/steel used in drillingfor oil/gas external diameter 406.4mm	1.052	3.156.507	26.579	6.547.839
7305311000	Lines pipe, for oil or gas longitudinallystainless steel pipes & tubes	22	1.073.794	97	2.018.491
7305319000	Oth.lines pipe,for oil/gas longitudinallystainless steel pipes & tubes	604	2.287.577	697	5.261.831
7305390000	Oth.lines pipe,for oil/gas longitudinally	2.554	1.455.044	39.070	2.613.260
7305900000	Oth.lines pipe,for oil/gas longitudinallyoth.stainless steel pipes & tubes	14.900	434.989	18.837	688.284
7306110000	Line pipe of kind use for oil/gas pipewelded, of stainless steel	56.767	388.824	886.214	2.472.045
7306190000	Oth.line pipe of kind use for oil/gaspipe,welded, of stainless steel	840.540	26.772.134	1.734.294	70.921.212
7306210000	Casing&tubing of a kind use in drillingwelded, of stainless steel	4.906	114.222	286.000	890.619
7306290000	Oth.casing&tubing of a kind use indrilling,welded,of stainless steel	140.678	4.056.001	300.178	5.624.980
7306301010	Boilr tube weld,of circulr cross-sect ofiron/non ally stel intrnl diamtr<12.5mm	71.184	170.024	48.405	274.454
7306301020	Boilr tube weld,of circulr cross-sect ofiron/non ally stel intrnl diamtr>=12.5mm	187.628	825.504	971.817	2.810.084
7306302010	Boilr tube weld,of single/double walled,coppr plate,intrnl diamtr<12.5mm	34.099	145.476	118.677	824.777
7306302020	Boilr tube weld,of single/double walled,coppr plate,intrnl diamtr>=12.5mm	67	1.000.171	292	965.223
7306303000	Boilr tube weld,of single/double walled,coppr plate,sheath pipe for heating	0	1.854	0	10.078
7306309010	Oth.boilr tube weld,of single/doublewalled,coppr plate,intrnl diamtr<12.5mm	27.547	308.218	255.452	1.535.510
7306309020	Oth.boilr tube weld,of single/doublewalled,coppr plate,intrnl diamtr>=12.5mm	492.504	2.649.979	999.015	4.754.088
7306401010	Oth.weld,of circular cross-section ofweld boilr tube w intrnl diamtr<=125 mm	1	64.394	124	2.465.678
7306401090	Oth.weld,of circular cross-section ofweld boilr tube w intrnl diamtr>125 mm	7.756	148.020	24.255	365.930
7306402000	Welded boiler tubes of stainless steelwith internal diameter >12.5 mm	4.035	530.867	28.894	1.804.495
7306403000	St'less steel pipes & tubes welded ofcirclr cross sec. w extrl dmtr>105mm	0	2.863	0	21.700
7306409000	Oth.,not welded of circular cross sect.with internal diameter > 12,5 mm	284.090	1.978.079	585.719	8.180.107
7306501010	Oth.boilr tube,weld,of circlr cross-sectn,oth alloy steel int.dmtr<=12.5mm	150	990	251	955
7306501020	Oth.boilr tube,weld,of circlr cross-sectn,oth alloy steel int.dmtr>12.5mm	1.446.497	4.123.092	7.486.880	27.045.810
7306509010	Oth.boilr tube,weld,of circlr cross-high pressure conduits	11	54.457	296	308.278
7306509020	Oth.boilr tube,weld,oth.thn high prsrconduit,oth alloy steel int.dmtr<=12.5mm	1.482	14.804	12.687	124.161
7306509030	Oth.boilr tube,weld,oth.thn high prsrconduit,oth alloy steel int.dmtr>12.5mm	66.154	652.663	342.705	12.460.503
7306610010	Oth.boilr tube,weld,square/rectangularcross sectin,with int.diamtr<=12,5mm	20.994	279.196	45.536	500.955
7306610090	Oth.boilr tube,weld,square/rectangularcross sectin,with int.diamtr>12,5mm	455.467	1.356.792	588.601	1.885.506
7306690010	Oth.boilr tube,non circular crss-sectionwith internal diameter<=12,5mm	0	11.684	0	46.409
7306690090	Oth.boilr tube,non circular crss-sectionwith internal diameter>12,5mm	79.214	758.213	409.469	4.266.204
7306901010	Bundy-weld pipes and tubes,with internal diameter <= 12,5mm	19.670	81.332	186.193	656.616

I.3. IMPOR MENURUT KOMODITI / IMPORT BY HS COMMODITY

***AGUSTUS / AUGUST 2009 ***

H S	Uraian Komoditi Commodity Description	Berat Bersih / Net Weight (Kg)		Nilai / Value C.I.F (US\$)	
		Bulan ini	Kumulatif	Bulan ini	Kumulatif
		Current Month	Cum.Jan. to date	Current Month	Cum.Jan. to date
7306901090	Bundy-weld pipes and tubes,with internal diameter > 12,5mm	12.775	168.455	71.837	332.354
7306909010	Oth.thn bundy-weld pipes & tubes,with internal diameter <= 12,5mm	27.756	290.770	96.364	926.525
7306909090	Oth.thn bundy-weld pipes & tubes,with internal diameter > 12,5mm	1.021.460	13.532.116	1.804.059	23.258.657
7307110000	Cast fitting of non-malleable cast iron	41.346	311.003	22.609	376.917
7307190000	Cast fitting of other than non-malleablecast iron	235.307	4.583.835	1.412.379	15.157.196
7307210000	Other, of stainless steelflanges	226.498	4.990.858	485.031	10.494.418
7307220000	Other, of stainless steelthreaded elbows, bends and sleeves	93.486	969.859	1.564.053	5.995.304
7307230000	Other, of stainless steelbutt welding fittings	59.381	797.059	309.496	3.904.624
7307290000	Oth.,of stainlss steel oth.than flanges,butt welding,threaded elbow,bend&sleeve	640.614	2.402.197	1.201.164	7.770.052
7307910000	Tube or pipe fittings (couplings)flanges	443.398	7.608.889	3.180.980	27.950.276
7307920000	Tube or pipe fittings (couplings)threaded elbows, bends and sleeves	230.315	1.647.207	1.508.030	11.784.145
7307930000	Tube or pipe fittings (couplings)butt welding fittings	401.301	3.555.807	5.556.757	20.654.857
7307990000	Other tube/pipe fittings (couplings)	4.095.997	16.536.998	6.736.709	66.808.394
7308101000	Bridges and bridge sect. w prefab'tedtype joined by shear connectors	0	29.132	0	140.908
7308109000	Other bridges and bridge sections	82.576	863.790	213.274	2.370.579
7308201100	Towers with prefabricated modular type joined by shear connectors	967.631	4.333.593	5.955.179	21.560.106
7308201900	Other towers	5.594	986.725	30.148	2.594.705
7308202100	Lattice masts w prefabricated modular type joined by shear connectors	0	144.939	0	553.015
7308202900	Other lattice masts	3.219	2.309.229	64.864	6.473.886
7308300000	Doors, windows and their framesand thres hold for doors	129.024	1.063.156	618.789	4.753.732
7308401000	Equip. for scaffolding w prefabricatedmodlr type joined by shear connectors	1.058	96.172	4.337	80.809
7308409000	Other equipment for scaffolding,shuttering, propping or pit propping	206.503	1.535.335	756.812	5.125.417
7308902000	Other, prefabricated modular type joined by shear connectors	12.878	60.791	56.861	203.893
7308903000	Oth. corrug,curved/bent galv'd plt fass'bly.into undgrnd conduits&culvert	70.712	387.206	148.485	881.761
7308904000	Oth parts of tub/tunnels,made of formd&bended corrugated sheet of iron/steel	13.591	1.229.229	36.219	2.212.791
7308905000	Other, prefabricated modularrail for ships	26	61.604	618	270.791
7308909000	Other structures and parts of structures of iron or steel	18.529.003	87.453.872	10.141.553	207.952.389
7309000000	Reservoir,tank,vat&similar containerof iron/steel, capacity > 300 ltr	1.040.759	5.279.109	6.853.466	27.852.992
7310100010	Tank,cask,drum,can,boxe&similarfor transporting or coagulating latex	721	72.171	4.773	151.709
7310100020	Tank,cask,drum,can,boxe&similarof iron or steel casting in the rough	497	232.808	5.104	491.030
7310100030	Tank,cask,drum,can,boxe&similarother of iron/steel forging/stamping	72.163	237.822	204.107	521.570
7310100090	Oth.tank,cask,drum,can,boxe&similar	585.216	4.603.960	1.579.833	12.063.352
7310211010	Cans <1L,closed by soldering ofiron/steel casting in the rough	0	36.798	0	74.310
7310211020	Cans <1L,closed by soldering ofiron/steel forging or stamping in	20	16.524	395	53.330
7310211090	Oth.cans <1L,closed by soldering ofiron/steel	10.070	217.377	23.286	533.140
7310219010	Cans >1L & <50L,closed by soldering ofiron/steel casting in the rough	113	20.945	376	234.640
7310219020	Cans >1L & <50L,closed by soldering ofiron/steel forging or stamping in	45	102.106	3.479	93.068
7310219090	Oth.cans >1L & <50L,closed by soldering of iron/steel	249.552	1.151.406	524.849	2.884.198
7310291010	Cans <1L,not soldering ofiron/steel casting in the rough	0	3.311	0	45.832
7310291020	Cans <1L,not soldering ofiron/steel forging or stamping in	0	12	0	1.986
7310291090	Oth.cans <1L,not soldering ofiron/steel	27.524	390.073	64.662	1.105.090
7310299010	Cans >1L & <50L,not soldering ofiron/steel casting in the rough	37	2.704	1.298	18.114
7310299020	Cans >1L & <50L,not soldering ofiron/steel forging or stamping in	386	7.211	934	218.541
7310299090	Oth.cans >1L & <50L,not soldering of iron/steel	646.510	3.687.798	369.671	4.633.212
7311001100	Cont'ners for compressed/liquefied gas seamless stl cylinders, capacity< 30 ltr	36.899	245.974	67.338	799.283
7311001900	Other seamless steel cylinders	343.062	2.701.443	715.548	6.280.833
7311009100	Other containers of iron or steelwith capacity of less than 30 l	262.812	22.027.976	484.242	46.593.577
7311009900	Other containers of iron or steel	158.775	1.244.834	310.991	3.407.238
7312101000	Standed wr,ropes & cables for lockedcoil,flatt'ed strands&non rotting wr rp	21.349	788.353	44.326	2.910.887
7312102000	Stranded wire,rope&cables by plated/coatd wth brass,& of a nom.d<=3mm	361.321	2.870.670	887.932	7.348.248
7312104000	Stranded wire, rope and cables withstranded wire of diameter of< 3 mm	23.902	174.339	166.258	1.103.794
7312109000	Other stranded wire, rope and cables	1.981.185	15.199.100	6.760.944	32.931.168
7312900000	Oth stranded wire, rope and cables,plaitd bnds,slings& of ir/stl not elect	458.562	6.709.501	746.216	11.251.759
7313000000	Barbed wr of iron/steel; twisted hoop&of a kind used f fencing of iron/stl	303.148	1.115.252	61.694	601.816
7314120000	Woven cloth with endless bandsfor machinery, of stainless steel	7.483	26.308	95.075	516.075
7314140000	Woven cloth, of stainless steel	10.552	98.600	178.664	1.320.574
7314191000	Endless bands for machinery oth thn ofstainless steel	185	93.283	849	166.836
7314199000	Other woven cloth, not stainless steel	9.996	63.581	112.625	542.418
7314200000	Grill&fencing,welded at the intersectofwr wth a max.sect.d>3mm&mesh s>100cm	388.962	3.414.932	293.349	2.241.867
7314310000	Other grill, netting & fencing,welddat the intersect.by pltd/coatd w zinc	218.624	1.962.449	105.046	998.382
7314390000	Oth grill, netting and fencing,welddat the intersection	284.624	2.659.756	469.461	3.939.741
7314410000	Oth cloth, grill, netting and fencingby plated or coated with zinc	55.681	660.902	23.856	523.659
7314420000	Oth cloth, grill, netting and fencingby coated with plastics	62.305	491.602	74.258	344.395
7314490000	Oth cloth, grill, netting and fencing	169.434	1.341.719	85.392	979.169
7314500000	Expanded metal	4.357	145.494	3.660	144.660
7315111100	Roller chain for bicyclesof mild steel	71.479	404.280	171.066	706.667
7315111200	Roller chain for motorcyclesof mild steel	380.924	2.855.300	1.550.134	10.659.988
7315111900	Other mild steel for roller chain	58.852	303.848	281.000	1.077.475
7315112100	Other roller chain for bicycles	26.554	146.834	20.026	99.503
7315112200	Other roller chain for motorcycles	504.237	4.200.324	1.486.316	10.733.607
7315112300	Oth roller chain transmis. type6mm < pitch length <= 3mm	53.693	132.754	231.677	869.692
7315112900	Other roller chain	212.760	1.514.884	633.520	4.925.383

I.3. IMPOR MENURUT KOMODITI / IMPORT BY HS COMMODITY
*****AGUSTUS / AUGUST 2009 *****

H S	Uraian Komoditi Commodity Description	Berat Bersih / Net Weight (Kg)		Nilai / Value C.I.F (US\$)	
		Bulan ini Current Month	Kumulatif Cum.Jan. to date	Bulan ini Current Month	Kumulatif Cum.Jan. to date
7315120000	Other roller chain of mild steel	391.598	3.529.552	1.104.758	10.903.893
7315191100	Roller chain for bicycles of bicycle chain	10	82	328	3.063
7315191200	Roller chain for motorcycles of motorcycle chain	6.388	61.493	165.455	1.398.995
7315191900	Other roller chain of other mild steel	26.122	53.053	173.688	387.535
7315199100	Other roller chain for bicycles of bicycle chain	1.704	2.886	1.945	21.738
7315199200	Other roller chain for motorcycles of motorcycle chain	2.376	31.151	100.537	1.133.020
7315199900	Other roller chain of other than bicycle chain & motorcycle chain	14.274	145.990	117.055	501.369
7315201000	Skid chain of mild steel	92	32.563	2.914	199.936
7315209000	Other Skid chain of mild steel	27.166	98.453	53.074	269.803
7315811000	Stud-link of mild steel	2.471	30.639	24.173	113.043
7315819000	Other Stud-link of mild steel	180.448	1.709.134	2.133.637	3.996.490
7315821000	Other, welded link of mild steel	475	4.965	8.881	59.972
7315829000	Other, welded link	49.716	660.900	87.805	662.886
7315891200	Other chain for motorcycles of mild steel	74.462	406.807	1.029.108	6.120.760
7315891900	Other chain of mild steel not for motorcycles and bicycles	547	52.720	6.585	431.486
7315892100	Other chain for bicycles of other than mild steel	0	11.034	0	58.032
7315892200	Other chain for motorcycles of other than mild steel	5.219	44.920	3.444	32.314
7315892900	Other chain not mild steel, not for motorcycles and bicycles	92.089	679.696	242.579	2.596.765
7315901000	Other parts of chain for motorcycles and bicycles	412	12.354	9.955	159.052
7315909000	Other parts of chain not for motorcycles and bicycles	142.742	1.976.142	400.949	8.280.481
7316000000	Anchors, grapnels and parts thereof, of iron or steel	701.434	3.662.523	931.505	9.539.369
7317001000	Wire nails	967.070	3.736.874	429.318	1.815.332
7317002000	Staples	169.337	799.570	132.778	666.291
7317009010	Dog spikes for rail sleepers, carding -tacks & similar articles, of iron or steel,	121.111	222.900	45.118	151.583
7317009020	connector & anti-splitting, connector and Hob nails for footwear, ring nails	5.465	127.459	22.824	423.939
7317009030	connector and anti-splitting, connector Hook nails	23.357	379.082	26.625	182.380
7317009040	connector and anti-splitting, connector Corrugated nails, drawing pins and tacks	551.813	3.986.599	202.353	1.421.649
7317009090	Oth.connector and anti-splitting, connector and anti splitting	2.598.685	18.971.966	874.982	6.741.354
7318110000	Threaded articles for coach screws	2.552	144.933	12.831	212.840
7318121000	Other wood screws with an external diameter not exceeding 16 mm	25.960	92.911	38.203	211.644
7318129000	Other wood screws	105.249	654.507	216.193	2.670.199
7318131000	Screw hooks and screw rings with an external diameter not exceeding 16mm	49	12.446	1.111	152.009
7318139000	Other screw hooks and screw rings	24.121	197.183	102.789	796.295
7318141000	Self tapping screw with an external diameter not exceeding 16 mm	40.410	88.043	110.410	570.473
7318149000	Other self tapping screws	3.120	152.115	106.935	1.341.072
7318151100	Screw metal with/without nuts/washers with an external diameter <=16 mm	217.633	1.179.177	1.323.573	9.023.451
7318151200	Bolts for metal, with/ without nuts of an external diameter <= 16mm	810.672	6.460.817	4.543.255	32.457.968
7318151900	Oth screws & bolts whether/not without -their nut/washers with an ext'l diameter >16mm	127.336	902.406	592.129	3.240.482
7318159100	Other screws for metal with or without nuts or washers	94.627	632.626	462.525	2.955.856
7318159200	Other bolts for metal, with or without nuts	347.622	2.066.038	879.807	7.664.443
7318159900	Other screws and bolts whether or not with their nut or washers	352.513	2.075.322	1.230.649	9.146.306
7318161000	Nuts with an external diameter not exceeding 16 mm	338.874	1.282.639	933.058	5.936.842
7318169000	Other nuts	520.896	5.678.455	2.616.038	21.357.776
7318191000	Other threaded articles of an external diameter not exceeding 16 mm	7.501	130.686	108.907	1.099.365
7318199000	Other threaded articles of iron and steel	563.172	2.021.487	1.044.770	5.092.526
7318211000	Non threaded artic. for spring washers & oth lock washers with an ext'nal d<16mm	880	38.778	15.002	211.817
7318219000	Other spring washers and other lock washers	113.681	445.450	630.978	3.891.020
7318221000	Other washers with an external diameter not exceeding 16 mm	28.662	324.962	651.448	3.617.603
7318229000	Other washers	320.680	1.365.432	2.044.323	13.318.502
7318231000	Rivet with an external diameter not exceeding 16 mm	15.015	88.714	99.420	699.107
7318239000	Other rivets	14.280	90.467	119.214	929.670
7318241000	Cotters & cotters pins with an external diameter not exceeding 16 mm	35.906	263.398	197.287	1.564.621
7318249000	Other cotters and cotter pins	45.695	368.536	779.748	5.257.697
7318291000	Oth non threaded articles with an external diameter <= 16 mm	14.680	233.222	297.253	3.306.449
7318299000	Other non threaded articles	244.549	3.279.841	2.498.745	21.570.618
7319200000	Safety pins	17.530	141.912	61.107	315.530
7319300000	Other pins	163.136	978.869	1.401.499	8.126.171
7319900000	Oth similar articles for use in hand, of iron or steel	54.604	355.869	177.329	1.529.384
7320101000	Leaf springs and leaves for motor vehicles	17.765	274.330	200.059	1.428.304
7320109000	Other leaf springs and leaves	27.008	208.256	856.139	3.661.489
7320201000	Helical springs for motor vehicles	89.243	588.872	895.224	5.049.847
7320209010	Other Helical springs for motor vehicles for motor vehicles or earth moving	60.906	286.010	636.828	3.351.607
7320209090	Other Helical springs for motor vehicles	45.258	363.805	451.699	2.991.951
7320901000	Other springs and leaves for motor vehicles	135.123	437.012	415.344	3.841.687
7320909000	Other springs and leaves	125.977	726.351	560.272	4.913.892
7321100000	Cooking appliances and plate warmers for gas fuel or for both gas and other	57.774	428.629	190.219	1.658.834
7321120000	Cooking appliances and plate warmers with liquid fuel	5.186	100.796	42.947	327.863
7321190000	Other Cooking appliances & plate warmers including appliances for solid fuel	4.333	50.216	16.697	153.992
7321810000	Other appliances with gas fuel for both gas and other fuels	11.727	31.617	24.770	64.631
7321820000	Other appliances with liquid fuel	0	13.550	0	31.923
7321890000	Other appliances with solid fuel	1.297	50.519	4.517	107.901
7321901000	Oth cooking appliances & plate warmers of burner for kerosene stoves	19.366	115.667	25.717	287.923

I.3. IMPOR MENURUT KOMODITI / IMPORT BY HS COMMODITY
*****AGUSTUS / AUGUST 2009 *****

H S	Uraian Komoditi Commodity Description	Berat Bersih / Net Weight (Kg)		Nilai / Value C.I.F (US\$)	
		Bulan ini	Kumulatif	Bulan ini	Kumulatif
		Current Month	Cum.Jan. to date	Current Month	Cum.Jan. to date
7321909000	Other Cooking appliances and platewarmers	520.871	6.854.961	1.227.958	14.989.329
7322110000	Radiators and parts of cast iron	4	38.979	235	464.987
7322190000	Other parts of radiators	36.367	238.472	216.274	2.452.560
7322900000	Other radiators for central heating	221.752	655.119	7.022.346	11.600.822
7323100000	Iron/steel wool; pot scourers&scouringor polishing pads, gloves and the like	116.346	538.944	139.032	668.723
7323911000	Kitchenware of cast iron ,not enamelled	36.810	379.911	109.787	985.046
7323919000	Household articles of cast ironnot enamelled	20.267	558.804	59.054	1.521.035
7323920000	Household articles of cast iron,enamelled	194.889	355.654	199.396	488.672
7323931000	Kitchenware of stainless steel	409.622	2.154.800	971.166	5.462.026
7323939000	Other household articlesof stainless steel	133.946	930.242	250.613	2.028.037
7323940000	Household of iron(oth. than cast iron)or steel, enamelled	338.395	1.000.185	443.890	1.322.618
7323991000	Other kitchenware	386.519	1.452.062	648.400	2.543.465
7323999000	Other household articlesof iron or steel	217.330	786.841	439.608	2.001.218
7324100000	Sinks and wash basins,of stainless steel	175.283	1.029.411	242.971	1.890.587
7324210000	Bath of cast iron, whetheror not enamelled	9.428	29.428	30.600	110.458
7324290000	Bath of stainless steel	36.962	161.158	104.954	642.064
7324901000	Sanitary ware for flushing waterclosets or urinals (fixed type)	3.204	34.666	8.737	76.480
7324902000	Sanitary ware of bedpans,urinals(portable type) and chamber pots	0	567	0	2.589
7324909000	Other sanitary ware	108.283	765.677	361.647	1.885.063
7325101000	Other cast articles of non malleablecast iron by latex spouts & latex cups	0	23.060	0	75.461
7325109000	Other cast articles ofnon malleable cast iron	81.302	690.345	366.318	2.743.839
7325910000	Grinding balls and similar articlesfor mills	2.033.661	14.597.980	2.039.692	13.949.459
7325991000	Other cast articles of malleable castiron by latex spouts and latex cups	0	24.086	0	12.563
7325999000	Other cast articles ofmalleable cast iron	68.436	1.072.209	192.552	4.233.281
7326110000	Grinding balls&similar artic.for millsforged/stamped but not further works	2.235.774	24.047.126	2.695.403	30.385.481
7326190000	Other articles or iron or steelbut not forged or stamped	791.003	2.491.859	1.432.561	9.159.318
7326202000	Articles of iron or steel wirefor rat traps	4.171	6.298	1.995	11.872
7326205000	Articles of iron or steel wireWire poultry cages and the like	79.602	286.648	127.731	429.538
7326209000	Other articles of non ironor steel wire	112.138	1.575.629	210.379	3.332.831
7326901000	Ships' rudders not forged or stamped	11.208	389.188	56.647	3.140.349
7326903000	Stainless stl shield&clamp assembly wthrub.sl for hubless cast ir&pipes fit.	123.670	783.736	387.759	3.852.289
7326904000	Latex spouts and latex cupsbut not forged or stamped	2.955	3.054	19.689	21.520
7326905000	Rat traps but not forged or stamped	323	6.422	502	46.832
7326907000	Stainless steel shield, clamp assemblyHorsesshoes; riding boot spurs	7.432	45.540	117.120	730.035
7326909000	Other articles not forged or steamed	3.787.181	24.573.747	12.025.157	82.104.020
7401000000	Copper mattes, cement copper(precipitated)	72.718	122.490	1.747.951	2.740.839
7402000000	Unrefined copper,copper anodes for elec-trolytic refining.	1.271	12.308	30.042	107.191
7403110000	Refined copper for cathodes andsections of cathodes	7.014.521	26.075.542	36.340.560	115.055.477
7403120000	Refined copper for wire-bars	11.333	72.542	10.043	90.726
7403130000	Refined cooper for billets	4.164.921	21.225.731	1.720.112	8.690.107
7403190000	Other refined copper, unwrought	61.184	239.580	350.694	1.051.726
7403210000	Copper alloys for copper-zinc basealloys (brass)	279.128	1.645.664	2.521.341	10.859.251
7403220000	Copper alloys for copper-tin basealloys (bronze)	18.071	179.707	151.569	1.018.409
7403290000	Copper alloys for oth copper alloys(oth than master alloys of head.74.05)	38.834	255.242	252.764	1.708.051
7404000000	Copper waste and scrap.	748.867	2.106.748	3.303.735	6.532.138
7405000000	Master alloys of copper.	3.740	13.196	4.625	95.065
7406100000	Powders of non-lamellar structure	11.900	153.894	101.656	1.272.718
7406200000	Powders of lamellar structure; flakes	46.178	218.075	296.218	1.893.596
7407103000	Profiles of refined copper	8.036	141.180	49.937	697.679
7407109000	Other Profiles of refined copper	162.873	1.188.969	915.833	6.010.058
7407210000	Profiles of refined copperOf copper-zinc base alloys (brass)	622.720	2.932.882	1.987.921	10.058.900
7407290000	Other of copper alloys	76.468	493.817	436.140	5.399.661
7408110000	Copper wire.Of which the maximum cross-sectional	394.577	2.901.686	2.217.370	12.478.255
7408190000	Other wire of refined coppber	816.540	4.818.364	3.198.035	16.760.284
7408210000	Copper wire of copper alloys withcopper zinc base alloys (brass)	150.901	1.105.356	959.475	6.108.402
7408220000	Copper wire of copper alloys w copper-nick bs alloys/c-nickel-zinc bs alloys	5.734	49.402	47.262	454.681
7408290000	Other copper alloys for copper wire	26.091	244.283	83.015	1.514.866
7409110000	Copper plates, sheets and strips, of refined copper in coils	164.448	1.262.181	997.723	7.038.953
7409190000	Copper plates, sheets and strips, of refined copper, not in coils	64.362	846.357	438.234	5.323.989
7409210000	Copper plates, sheets,strips, of copperzinc base alloys (brass), in coils	240.248	1.476.738	1.320.153	8.419.564
7409290000	Copper plates, sheets,strips, of copperzinc base alloys (brass), not in coils	64.344	878.681	260.436	3.625.224
7409310000	Copper plates, sheets,strips, of coppertin base alloys (brass), in coils	195.553	927.975	1.214.937	5.692.196
7409390000	Copper plates, sheets,strips, of coppertin base alloys (brass), not in coils	24.469	143.498	136.299	692.581
7409400000	Copper-nickel base alloy (cupro-nickel),copper-nickel-zinc base alloys unrefined	1.420	71.687	45.800	926.292
7409900000	Other copper alloys, unrefined	20.261	50.068	115.065	280.173
7410110000	Copper foil, refined, thickness < 0.15mm, not backed	9.323	257.023	72.956	1.470.330
7410120000	Copper alloys, refined, thickness< 0.15 mm, not backed	22.225	179.837	132.207	871.738
7410210010	Reinforced sheets/plates of polyamide,of refined copper, backed	211.465	898.496	882.884	3.730.865
7410210020	Reinforced sheets/plates of polyamide,Copper clad laminate for PCBs	386.385	2.918.639	1.489.141	12.218.705
7410210090	Reinforced sheets/plates of polyamide,Copper clad laminate not for PCBs	37.799	293.954	200.569	1.479.564
7410220000	Reinforced sheets/plates of polyamide,Of copper alloys, unrefined	19.564	140.312	123.566	778.224
7411100000	Copper tubes & pipes of refined copper	361.339	2.037.633	1.879.793	9.813.527

I.3. IMPOR MENURUT KOMODITI / IMPORT BY HS COMMODITY
*****AGUSTUS / AUGUST 2009 *****

H S	Uraian Komoditi Commodity Description	Berat Bersih / Net Weight (Kg)		Nilai / Value C.I.F (US\$)	
		Bulan ini	Kumulatif	Bulan ini	Kumulatif
		Current Month	Cum. Jan. to date	Current Month	Cum. Jan. to date
7411210000	Copper tubes & pipes of copper alloyswith copper-zinc base alloys (brass)	68.217	546.118	391.295	3.059.293
7411220000	Copper tubes & pipes of copper alloyswith cupro-nickel or nickel silver	8.298	41.385	142.565	599.033
7411290000	Other copper tubes and pipes	264.932	1.432.121	1.250.912	6.991.476
7412100000	Copper tube or pipe fitting ofrefined copper	13.425	35.940	37.890	185.641
7412201000	Copper tube or pipe fitting ofcopper-zinc base alloys (brass)	20.898	245.580	119.795	1.667.190
7412209000	Copper alloys, not brass, refined	71.331	715.934	292.632	2.767.087
7413000000	Stranded wire,cable,plaited bands,of copper, not electrically insulated.	96.818	525.580	513.339	1.717.260
7415101000	Nails&tacks(incl.drwing pins)of copperiron or steel with head of copper	15.746	221.670	68.930	412.564
7415102000	Staples and similar articles of copper	6	6.785	20	12.616
7415109000	Tacks, drawing pins, & similar articles	14.817	432.196	174.235	1.711.270
7415210000	Washers (including spring washers)but not threaded	31.700	133.208	94.160	627.585
7415290000	Other articles of copper, not threaded	68.393	147.860	125.979	598.501
7415331000	Screws	42.279	209.384	221.540	1.159.748
7415332000	Bolts and nuts	42.937	339.074	206.581	1.548.149
7415390000	Other articles of copper, threaded	158.055	431.309	271.570	1.437.470
7418110000	Pot scourers and scouring or polishingpads, gloves and the like	0	1.250	0	6.104
7418190000	Other Pot scourers & scouring/polishing	7.116	79.383	17.337	95.514
7418200000	Sanitary ware and parts thereof	1.420	42.261	15.670	257.387
7419100000	Chain and parts thereof of copper	4.892	25.386	8.904	54.998
7419910010	Fittings for fire hoses, of copper	9.629	37.464	36.091	244.487
7419910020	Reservoirs, tanks, vats and similarof copper	323	37.107	15.748	186.195
7419910030	Electroplating anodes,machine beltfor ships or other vessel	12.189	130.082	74.298	515.401
7419910090	Oth table, kichen,cast, moulded,stampd/forged but not further worked	14.093	127.081	110.166	736.872
7419991000	Electroplating anodes,machine beltfastener,fitting for ships,fire hoses	5.584	417.677	55.818	1.619.827
7419992000	Similar containers not fitted withmech./termal equip. of a cap.of <=300l	3.227	20.451	26.895	260.969
7419993100	Grill and netting of copper wirefor machinery	11.610	23.894	267.171	588.979
7419993910	Grill and netting of copper wireCloth suitable for making mosquito nets	10.288	11.550	6.370	13.571
7419993990	Other grill and netting of copper wire	833	5.734	14.031	81.687
7419994000	Other grill and netting of copper wireSprings	4.129	25.623	24.062	297.563
7419995000	Other grill and netting of copper wireCigarette cases or boxes and similar	0	521	0	1.781
7419999000	Other articles of non copper	26.673	137.175	40.984	719.182
7501100000	Nickel mattes	1	126	18	1.313
7501200000	Nickel oxide sinters&oth intermediateproduct of nickel metallurgy	738	2.722	2.042	7.773
7502100000	Nickel, not alloyed	12.000	363.585	36.180	3.639.400
7502200000	Nickel alloys	1	2	10	19
7504000000	Nickel powders and flakes.	544	19.110	1.598	353.694
7505110000	Bars, rods and profiles of nickel,not alloyed	13	8.537	50	123.013
7505120000	Bars, rods & profiles of nickel alloys	590	9.798	2.882	311.211
7505210000	Wire of nickel, not alloyed	9.272	53.228	188.183	828.215
7505220000	Wire of nickel alloys	11.395	77.987	174.306	1.209.303
7506100000	Nickel plates, sheets, strip&foilo fnickel, not alloyed	1.709	7.735	39.010	329.640
7506200000	Nickel plates, sheets, strip and foilo f nickel alloys	27.427	222.124	438.002	2.552.475
7507110000	Tubes and pipes of nickel, not alloyed	1.035	5.505	12.165	173.169
7507120000	Tubes and pipes of nickel alloys	2.429	17.988	291.885	705.197
7507200000	Tube or pipe fittings	735	100.939	81.636	520.632
7508100000	Cloth, grill and netting,of nickel wire	2	4.216	28	23.273
7508903000	Bolts and nuts of non nickel	1.512	102.621	27.443	207.844
7508904000	Other articles suitable for usein building of non nickel	0	449	0	4.537
7508909010	Electro-plating anodes,wrought or un-wrought, including those produced by	22.356	147.822	204.978	745.153
7508909020	Screens for printing machines	2.638	33.104	112.155	831.559
7508909090	Other Nickel tubes, pipes, tube, pipefittings	4.774	25.802	43.687	1.543.086
7601100000	Aluminium, not alloyed	18.220.617	71.396.394	30.980.280	117.748.412
7601200000	Aluminium alloys	11.158.490	64.209.175	19.578.927	111.023.032
7602000000	Aluminium waste and scrap.	3.896.052	16.224.253	4.722.470	18.163.809
7603100000	Aluminium powders of non-lamellarstructure	121.583	485.079	299.892	1.289.996
7603200010	Aluminium powders and flakes of flakes	58	43.394	1.984	49.548
7603200020	Aluminium powders and flakes,powderof lamellar structure	50.698	170.474	250.492	782.149
7604101000	Bars and rods of aluminium not alloyed	8.140	135.628	49.292	416.039
7604109010	Profiles suitable for use as heat sinkwith cross-sect.dimension < 17,5x17,5 cm	1.066	5.794	8.736	80.251
7604109090	Oth profiles suitable for use as heatsink	231.281	718.386	268.544	1.625.171
7604211000	Perforated tube profile for evaporatorcoils of mtr veh. ac mach.of alum.ally	433	102.781	1.598	328.890
7604219000	Oth hollow profiles of aluminium alloys	263.122	1.775.917	1.056.736	7.814.696
7604291010	Extruded bars and rods not surfacetreated	19.283	126.591	50.189	472.398
7604291020	Extruded bars and rods surfacetreated	2.161	25.371	3.478	73.766
7604293000	Y-shaped profiles for zip fasteners,in coils of non aluminium alloys	0	21.111	0	238.097
7604299000	Other bars, rods and profiles ofnon aluminium alloys	494.274	2.961.728	1.381.720	8.654.143
7605110000	Alum. wire of aluminium not alloyedwhich the max.cross-sect'l dim.exceeds	13.340	53.116	64.125	264.289
7605191000	Aluminium wire of non aluminium notalloyed with a diameter < 0.0508 mm	1	3.104	71	55.261
7605199000	Other aluminium wire of non aluminiumnot alloyed	17.957	298.818	186.805	1.174.806
7605210000	Alum. wire of aluminium alloys whichthe max.cross-sect'l dimension > 7 mm	0	15.388	0	51.838
7605291000	Aluminium wire of non aluminium alloyswith a diameter not exceeding 0.254mm	0	25.431	0	273.846
7605299000	Other aluminium wire of non aluminiumalloys	39.518	344.064	200.282	1.316.511

I.3. IMPOR MENURUT KOMODITI / IMPORT BY HS COMMODITY
*****AGUSTUS / AUGUST 2009 *****

HS	Uraian Komoditi Commodity Description	Berat Bersih / Net Weight (Kg)		Nilai / Value C.I.F (US\$)	
		Bulan ini	Kumulatif	Bulan ini	Kumulatif
		Current Month	Cum.Jan. to date	Current Month	Cum.Jan. to date
7606110010	Aluminium plates,sheets&strip of plain or figured by rolling of thick.>0.2mm	52.709	284.697	144.023	957.974
7606110090	Oth aluminium plates,sheets&strip of plain/figured by rolling of thick.>0.2mm	200.423	1.561.707	2.726.440	8.555.926
7606121010	Can stock (alloy 3004,3104 or 5182, of thickness > 0,25 mm, in coil	56.657	327.414	273.507	1.579.222
7606121090	Oth.Can stock (alloy 3004,3104, 5182,of thickness > 0,25 mm, in coil	138.627	551.876	1.061.587	5.149.038
7606123100	Sheets o alum. rigid cont.sheets alloy 5182,5082,hardness h19<1,000mm in width	146.955	619.873	594.344	2.572.371
7606123910	Other aluminium sheet/coil not exceeding 1,000 mm in width	1.212.099	5.166.605	2.918.373	13.605.110
7606123920	Other aluminium sheet / coil exceeding 1,000 mm in width	2.256.356	15.372.426	5.359.280	35.165.128
7606123930	Aluminium Litho Grade sheet/coil alloy ha 1052 hardness temper h19 and alloy	16.488	36.964	42.346	91.026
7606123990	Other aluminum sheet	374.258	2.335.976	1.336.154	8.929.035
7606124000	Oth, plain/figured by roll./press. but not surface treated of non alum. alloys	110.541	967.915	291.092	2.792.369
7606129000	Other aluminium plate rectangular of aluminium alloys	157.812	1.670.016	295.118	5.309.480
7606912000	Oth alum. not alloyed, plain/figured by rolling/pressing b not surface treated	4.308	39.231	14.532	102.251
7606919000	Oth aluminium plate, not rectangular of aluminium, not alloyed	1.056	61.650	85.438	987.988
7606923010	Venetian blind slat, whether or not rolled or cut, in width ϕ 1,000 mm	5.603	61.603	2.468	133.211
7606923020	Sheet or coil of alum. rigid containersheet alloy 5182,5082,hardness h19	26.675	297.477	80.999	1.094.679
7606923090	Oth.than Sheet/coil of aluminium rigid container sheet alloy 5182,5082,hard h19	119.465	1.026.433	135.464	1.097.384
7606929010	Oth venetian blind slat, whether or not rolled or cut, in width ϕ 1,000 mm	1.691	16.343	10.650	85.773
7606929020	Oth.sheet/coil of alum.rigid containersheet alloy 5182,5082,hardness h19	0	224	0	2.181
7606929090	Other aluminium alloys	105.206	787.030	181.899	1.481.027
7607110000	Aluminium foil not backed, rolled but not further worked	725.034	3.643.363	2.412.881	13.115.970
7607191000	Foil of aluminium alloy A1075 or A3903 not back, oth than rolled but not worked	13.972	307.665	109.639	2.130.977
7607199000	Oth than foil aluminium alloy A1075/a3903 not back, oth than roll but not work	418.041	1.940.609	2.907.212	14.582.551
7607204000	Aluminium foil backed for imitation gold or silver	593	62.901	2.488	216.987
7607209010	Aluminium foil laquer coated (white or of thickness >0,05 mm or < 0,15 mm	86.080	690.053	287.005	2.906.464
7607209090	Oth.aluminium foil, backed, thickness \leq 0.2 mm	242.723	964.570	1.210.542	6.712.158
7608100000	Aluminium tubes and pipes of aluminium, not alloyed	46.887	428.271	260.602	1.697.895
7608200000	Aluminium tubes and pipes of aluminium alloys	53.490	431.331	247.818	2.169.519
7609000000	Aluminium tube or pipe fittings (for example, coupling, elbows, sleeves)	33.024	376.928	323.312	2.356.083
7610100000	Alum. structures for doors, windows & their frames and thresholds for doors	64.292	1.015.579	290.019	6.431.722
7610901000	Oth alum. structures for bridges and bridge section, towers, lattice masts	685	159.228	1.984	270.096
7610909000	Other aluminium structures	1.057.305	2.981.183	938.243	3.697.304
7611000000	Aluminium reservoirs, tanks, vats and similar containers for any material	7.241	64.505	58.696	370.601
7612100000	Alum. collapsible tubular containers	9.666	121.037	136.633	1.158.682
7612901000	Aluminium casks, drums, cans, boxes and seamless containers for fresh milk	0	2.657	0	15.163
7612909000	Oth.aluminium casks, drums, cans, boxes & containers, for any material	371.145	2.222.894	1.674.323	9.220.323
7613000000	Aluminium containers for compressed or liquified gas	983	40.626	4.151	182.331
7614101100	Cable with steel core of circular cross section not exceeding 500 mm	1.307	99.136	5.927	340.522
7614101200	Cable with steel core of circular cross section > 500 mm but < 1,000 mm	0	6	0	42
7614101900	Other cable with steel core	1	380.791	36	612.394
7614109000	Other stranded wire with steel core	116.779	445.645	400.050	1.689.289
7614901100	Cable without steel core of circular cross section not exceeding 500 mm	37	43	558	763
7614901900	Other cable without steel core	45.830	46.460	593.058	607.060
7614909000	Other stranded wire without steel core	9.439	75.614	70.070	542.600
7615110000	Pot scourers and scouring or polishing pads, gloves and the like of aluminium	24.843	27.012	21.761	24.898
7615190000	Oth table, kitchen/oth household articles & parts thereof of aluminium	178.724	763.042	424.934	1.552.525
7615201000	Bedpans, urinals (portable type) and chamber	16	18	438	456
7615209000	Other sanitary ware and parts thereof of aluminium	65.350	334.558	187.483	1.094.239
7616101000	Nails of aluminium	4.212	84.467	3.144	258.122
7616102000	Staples and hooks of aluminium	41.757	243.417	185.211	1.061.636
7616109000	Tacks, rivets, cotters, cotter pins and washers of aluminium	36.245	456.878	317.192	4.680.610
7616910000	Other cloth, grill, netting and fencing, of aluminium wire	20.229	310.164	11.446	275.952
7616992000	Ferrules for use in the manufacture of pencils	6.941	65.451	451.153	1.674.277
7616993000	Alum.slugs, round, of such dim. that the thick's > one tenth of the diameter	46.115	525.119	216.475	1.762.956
7616994000	Bobbins, spools, reels and similar supports for textile yarn	356	24.485	3.667	118.615
7616996000	Latex spouts and latex cups	0	2	0	318
7616999010	Venetian blinds	28.456	92.889	1.036.358	1.602.204
7616999090	Other articles of aluminium	400.042	2.067.689	1.793.188	11.150.551
7801100000	Refined lead	3.266.887	21.143.546	5.868.698	30.473.822
7801910000	Oth unwrought lead & containing by weight antimony as the principal oth element	3.582.999	15.318.205	5.657.057	21.124.463
7801991000	Oth unwrought lead & containing by weight unrefined	265.049	467.155	444.896	664.039
7801999000	Oth unwrought lead & containing by weight	45.001	1.289.052	30.708	1.497.191
7804110000	Sheets, strip and foil of a thickness < 0,2 mm	1.075	4.508	9.898	52.824
7804190010	Lead embossed, cut to shape, perforated, coated, printed, backed, reinforce material	7.118	50.335	135.386	533.074
7804190090	Oth.lead plates, sheets, strip and foil, lead	39.137	629.421	546.754	2.102.335
7804200000	Powders and flakes	0	29.150	0	10.915
7806002000	Other articles of lead, bars, rods, profiles and wire	914	25.606	10.753	364.223
7806003000	Other articles of lead, tubes, pipes and tube or pipe fittings (for	375	12.606	8.138	63.888
7806009010	Lead wool, washers, electro-plating anodes	37	20.032	2.499	167.618
7806009090	Other articles of lead	2.850	55.945	29.987	526.870
7901110000	Zinc not alloyed containing by weight 99.99% or more of zinc	6.537.080	35.567.693	10.711.703	50.671.758
7901120000	Zinc not alloyed containing by weight < 99.99% of zinc	3.324.617	19.937.621	5.534.283	30.656.713
7901200000	Zinc alloys	1.328.030	10.507.967	2.448.135	16.883.717

I.3. IMPOR MENURUT KOMODITI / IMPORT BY HS COMMODITY
*****AGUSTUS / AUGUST 2009 *****

HS	Uraian Komoditi Commodity Description	Berat Bersih / Net Weight (Kg)		Nilai / Value C.I.F (US\$)	
		Bulan ini Current Month	Kumulatif Cum.Jan. to date	Bulan ini Current Month	Kumulatif Cum.Jan. to date
7902000000	Zinc waste and scrap.	0	3	0	44
7903100000	Zinc dust	69.715	880.402	154.760	1.963.977
7903900000	Zinc powders and flakes	219.159	861.099	667.219	2.546.549
7904000010	Zinc wire,bars,rods,not surface treated	20.730	159.648	52.941	551.905
7904000090	Zinc profiles	9.545	2.256.362	50.877	725.151
7905001010	Zinc plates, sheets, strip not surfacetreated	91.315	1.215.138	104.239	1.341.655
7905001020	Zinc plates, sheets, strip surfacetreated	3.812	241.821	10.298	302.769
7905002010	Zinc foil not surface treated	3.643	282.596	1.814	249.127
7905002090	Zinc foil Surface treated	13	83.567	699	224.008
7907003000	Gutters, roof capping, skylight frames& oth fabricated building components	23.660	729.101	11.423	802.019
7907004000	Zinc tubes, pipes,tube, pipe fittings(cuoplings, elbows, sleeves)	1.930	74.145	7.176	85.538
7907009010	Electro-plating anodes; stencil plates	71.137	372.868	91.135	682.735
7907009020	Domestic articles and parts thereof	84	19.845	123	36.290
7907009090	Oth articles of zinc oth than domestic	435.392	2.242.993	758.962	4.373.734
8001100000	Tin, not alloyed	7.859	35.359	34.489	229.546
8001200000	Tin alloys	3.163	13.826	10.389	148.028
8002000000	Tin waste and scrap.	0	14.430	0	150.369
8003000000	Tin bars, rods, profiles and wire.	63.910	261.868	1.519.969	5.364.297
8007002000	Other articles of tin, sheets and strip,Plates, thickness > 0,2mm	71.612	411.904	132.956	761.332
8007003000	Tin-foil (whether or not printed or backper),thick < 0.2 mm,powder & flakes	0	4.118	0	28.975
8007004000	Tin-Tubbes, pipes and tube or pipe fitti(for example, couplings, elbows, sleeves)	269	2.064	615	17.063
8007009010	article of tin, Collapsible tubes fordentifrices, colours, and the like,	217	2.959	5.530	58.875
8007009090	Other articles of tin	220	620.211	5.612	710.151
8101100000	Tungsten (wolfram) powders	5.554	24.309	16.663	297.586
8101940000	Unwrought tungsten, including barsand rods obtained simply by sintering	87	3.371	3.121	20.623
8101960000	Tungsten wire	3.624	10.339	53.723	250.885
8101970000	Tungsten waste and scrap	0	134	0	3.887
8101990010	Tungsten bar&rods,oth than those obtaineplly by sintering,profiles, sheet, strip	5.185	30.433	153.332	1.204.615
8101990090	Other tungsten (wolfram)	7.437	48.816	228.373	1.266.946
8102100000	Molybdenum powders	275	394	2.862	12.943
8102940000	Unwrought molybdenum, including barsand rods obtained simply by sintering	66	67	1.466	1.482
8102950000	Molybdenum bar&rods,o.than those obt'dsimp. by sintering,profiles,strip&foil	0	29.807	0	300.451
8102960000	Molybdenum wire	659	6.940	34.243	449.571
8102990000	Other molybdenum	0	528	0	1.978
8103200000	Unwrought tantalum, including bars androds obt'd simp.by sintering; powders	2.902	9.904	1.132.085	3.220.412
8103900000	Other tantalum	0	201	0	4.215
8104110000	Unwrought magnesium containingat least 99.8 % by weight of magnesium	152.916	463.933	371.678	1.172.672
8104190000	Other unwrought magnesium	707	42.185	3.834	107.869
8104300000	Magnesium raspings,turnings &granules,graded according to size; powders	1	47.944	15	427.413
8104900000	Other magnesium	37	13.489	362	49.561
8105201000	Unwrought cobalt	50	10.154	3.900	71.121
8105209000	Mattes cobalt; cobalt powders	0	371	0	18.300
8105900000	Other cobalt mattes	190	1.151	28.002	291.303
8106009000	Other bismut	0	7.508	0	48.044
8107200000	Unwrought cadmium, powders	0	226	0	8.000
8107900000	Other cadmium	1	44	64	774
8108200000	Unwrought titanium; powders	250	467	2.770	5.884
8108900000	Other titanium	37.195	438.097	358.690	7.839.375
8109200000	Unwrought zirconium; powders	0	5.627	0	31.840
8109900000	Other zirconium	1.881	25.367	9.924	118.777
8110100000	Unwrought antimony; powders	44.026	120.607	205.994	557.667
8110900000	Other antimony	0	19.894	0	88.529
8111000000	Manganese and articles thereof, includewaste and scrap.	6.191	14.424	19.036	42.446
8112190000	Other beryllium	511	2.738	15.965	69.514
8112210000	Unwrought chromium; powders	3.000	9.757	38.850	132.064
8112990000	Other thallium	92.585	338.293	324.643	1.282.371
8113000000	Cermets and articles thereof,including waste	0	1	0	183
8201100000	Spades and shovels	6.389	52.366	10.407	65.551
8201200000	Forks	29.878	30.546	32.063	41.017
8201301000	Hoes (mamooties) and rakes	544	755	1.054	2.703
8201309000	Mattocks and picks	6.003	10.777	3.749	13.980
8201400000	Axes, bill hooks and similar hewing tool	562	2.061	3.562	5.275
8201500000	Secateurs & similar one-handed prunersand shears (including poultry shears)	16.311	66.302	25.307	119.778
8201600000	Hedge shears,two-handed pruning shearsand similar two handed shears	0	82	0	79
8201900000	Other hand tools of a kind used inagriculture, horticulture or forestry	573	2.384	5.487	10.937
8202100000	Hand saws	98.205	646.524	129.848	862.694
8202200000	Band saw blades	57.195	376.549	339.209	1.763.001
8202310000	Circular saw blades with working partof steel	2.307	35.539	33.412	212.231
8202390000	Other circular saw blades,including parts	37.344	280.172	94.207	792.810
8202400000	Chain saw blades	41.424	173.607	68.709	268.044
8202910000	Straight saw blades for working metal	3.958	52.248	9.841	79.480
8202991000	Straight saw blades	316	10.805	6.236	83.614

I.3. IMPOR MENURUT KOMODITI / IMPORT BY HS COMMODITY
*****AGUSTUS / AUGUST 2009 *****

H S	Uraian Komoditi Commodity Description	Berat Bersih / Net Weight (Kg)		Nilai / Value C.I.F (US\$)	
		Bulan ini	Kumulatif	Bulan ini	Kumulatif
		Current Month	Cum.Jan. to date	Current Month	Cum.Jan. to date
8202999000	Other saw blades	84.453	605.121	341.245	2.690.868
8203100000	Files, rasps and similar tools	41.627	235.932	147.392	526.191
8203200000	Pliers (including cutting pliers),pincers, tweezers and similar tools	190.538	1.428.697	395.285	2.549.204
8203300000	Metal cutting shears and similar tools	32.781	349.135	99.919	1.572.387
8203400000	Pipe-cutters, bolt croppers,perforating punches, and similar tools	38.259	266.719	108.848	1.287.041
8204110000	Hand operated spanners and wrencheson - adjustable	265.839	1.628.112	462.640	3.701.542
8204120000	Hand operated spanners and wrenchesadjustable	283.686	1.706.032	538.275	3.338.660
8204200000	Interchangeable spanner sockets,with or without handles	19.491	445.333	135.499	1.520.696
8205100000	Drilling, threading or tapping tools	89.372	446.249	357.158	1.789.298
8205200000	Hammers and sledge hammers	294.428	2.601.844	326.366	4.557.517
8205300000	Planes, chisels, gouges andsimilar cutting	123.534	877.544	123.577	1.215.691
8205400000	Screwdrivers	180.059	812.565	302.101	1.693.974
8205511000	Flat irons	3.893	4.298	17.148	29.465
8205519000	Other household tools	8.367	119.660	61.516	542.483
8205590000	Other hand tools , oth than householdtools	240.738	1.401.369	423.778	3.719.014
8205600000	Blow lamps	6.862	50.242	10.102	79.932
8205700000	Vices, clamps and the like	142.262	1.227.245	293.322	3.161.069
8205800000	Anvils; portable forges; hand-/pedal-op'ted grinding wheels with frameworks	144.737	200.934	75.885	387.329
8205900000	Sets of articles of two or moreof the foregoing subheadings	48.903	379.721	120.821	1.986.001
8206000000	Tools of two/more of the headings82.02to82.05 put up in sets for retail sale	260.571	985.568	943.026	4.449.895
8207130000	Rock drilling or earth boring toolswith working part of cermets	8.859	55.203	210.227	1.262.699
8207190000	Other rock drilling or earth boringtools, including parts	72.040	976.734	2.686.423	29.916.584
8207200000	Dies for drawing or extruding metal	23.067	493.851	863.425	8.936.989
8207300000	Tools for pressing, stampingor punching	57.747	625.732	1.189.295	10.856.291
8207400000	Tools for tapping or threading	9.134	134.656	185.913	1.926.813
8207500000	Tools for drilling,other than for rock drilling	51.342	477.213	538.810	6.455.002
8207600000	Tools for boring or broaching	4.468	48.579	142.530	1.538.164
8207700000	Tools for milling	4.687	59.815	208.871	1.777.401
8207800000	Tools for turning	155.652	253.850	381.814	2.596.895
8207900000	Other interchangeable tools	32.782	410.140	1.063.914	8.956.582
8208100000	Knives and cutting bladesfor metal working	9.506	101.501	295.340	2.243.078
8208200000	Knives and cutting bladesfor wood working	57.989	389.275	372.451	2.171.260
8208300000	Knives&cutting blades f kitchen app'es/for mach. used by the food industry	604	17.191	16.818	181.531
8208400000	Knives&cutting blades for agricultural, horticultural or forestry machines	3.045	60.589	20.440	242.717
8208900000	Other knives and cutting blades	173.240	1.148.711	1.045.190	8.840.248
8209000000	Plates, sticks, tipsand the like for tools,	48.773	238.751	772.607	5.109.302
8210000000	Hand-operated mechanicalappliances, weighing	279.781	658.411	292.105	742.118
8211100000	Knives with cutting blades,serratedor not and sets of assorted articles	13.483	101.809	35.625	300.200
8211910000	Table knives having fixed blades	3.589	108.175	67.816	432.853
8211925010	knives ,fix blades, handle of base metalfor agricultural, horticultural/forestry	485	1.699	980	9.882
8211925090	knives ,fix blades,handle oth than metalfor agricultural, horticultural/forestry	11.851	30.827	13.034	27.865
8211929010	Flick or spring knives; hunting,divingand scouts knives,penknives;blades>15 cm	3.043	7.287	8.468	32.103
8211929020	Other knives having fixed bladeswith handle of base metal	147	4.656	6.320	45.934
8211929090	Other knives having fixed bladeswith handle oth than base metal	5.065	42.099	20.714	154.978
8211932010	Knives,oth than fixed blades,with handlebase metal, for agricultural, forestry	0	489	0	3.276
8211932090	Knives,oth than fixed blades,handle oththan metal, for agricultural, forestry	1.853	10.967	7.899	26.617
8211939010	Knives having other than fixed bladeswith handle of base metal	0	383	0	11.095
8211939090	Knives having other than fixed blades,with handle oth than base metal	3.225	38.696	22.775	223.462
8211940000	Blades with handle of base metal	69.179	218.935	187.038	1.022.947
8211950000	Knives with handles of base metal	8.626	38.889	57.886	232.587
8212100000	Razors	2.529	121.281	15.560	599.622
8212201000	Safety razor bladeswith double-edged razor blades	116.498	544.591	976.733	6.984.985
8212209000	Other razors and razor blades	63.181	353.556	98.113	730.799
8212900000	Other parts of razors and razor blade	131	1.623	558	75.275
8213000000	Scissors, tailors' shearsand similar shears,	82.929	505.304	145.132	920.112
8214100000	Ppr knives,ltr openers,erasing knives,pencil sharpeners and blades therefor	101.810	587.178	137.604	1.174.965
8214200000	Manicure or pedicure setsand instruments	72.267	334.391	144.749	649.449
8214900000	Other articles of cutlery	22.058	391.311	38.637	936.352
8215100000	Spoons,forks,ladles,skimmer,cake serv.&fish knives sets of assorted articles	48.875	184.455	58.830	240.124
8215200000	Similar kitchen and tableware,other sets of assorted articles	16.562	188.964	34.483	392.068
8215910000	Similar kitchen and tablewareplated with precious metal	0	1.855	0	22.550
8215990000	Other similar kitchen and tableware	447.645	1.530.926	636.289	2.683.184
8301100000	Padlocks	289.835	1.631.080	432.981	2.646.293
8301200000	Locks of a kind used f motor vehicles	110.385	776.324	1.161.417	8.190.517
8301300000	Locks of a kind used for furniture	317.342	1.986.018	334.833	2.203.390
8301400000	Other locks	753.370	4.209.091	1.076.878	6.732.121
8301500000	Clasps and frames with clasps,incorporating locks	6.230	90.470	100.080	840.359
8301600000	Parts of padlocks and lock	341.379	2.011.891	1.482.406	10.558.951
8301700000	Keys presented separately	15.343	108.434	24.047	351.412
8302100000	Hinges	900.130	6.185.806	1.170.834	8.218.809
8302200000	Castors	305.251	1.924.719	404.879	2.452.155
8302300000	Oth mountings, fittings and similararticles suitable for motor vehicles	180.703	1.210.832	1.425.960	9.162.426

I.3. IMPOR MENURUT KOMODITI / IMPORT BY HS COMMODITY
*****AGUSTUS / AUGUST 2009 *****

H S	Uraian Komoditi Commodity Description	Berat Bersih / Net Weight (Kg)		Nilai / Value C.I.F (US\$)	
		Bulan ini Current Month	Kumulatif Cum.Jan. to date	Bulan ini Current Month	Kumulatif Cum.Jan. to date
8302413010	Hasps ; suitable for buildingsuitable for building	152.680	1.209.963	117.705	1.050.372
8302413090	Bolts, hooks, eyes and staplessuitable for building	77.170	449.064	88.141	453.361
8302419000	Other mountingsuitable for building	537.519	3.781.219	710.430	5.005.764
8302421000	Bolts and haspssuitable for furniture	65.533	313.861	93.261	496.253
8302429000	Other Mounting ; suitable for furniture	839.551	6.129.360	1.746.524	11.358.024
8302491000	Mounting of a kind suitable for saddlery	2.029	118.272	11.578	237.718
8302499000	Other mounting ; oth than of a kindsuitable for saddlery	372.253	1.911.733	535.778	3.228.035
8302500000	Hat-racks,hat-pegs, bracketsand similar fixtures	112.125	344.116	158.019	699.796
8302600000	Automatic door closers	41.064	438.691	108.805	1.011.040
8303000000	Armoured/reinforced safes,strong-boxesand doors and safe deposit lockers	198.236	1.498.725	307.918	2.589.478
8304001000	Filing cabinets or card-index cabinets	14.807	267.415	44.339	572.360
8304002000	Office or desk equipment of copper orof lead	180	6.564	634	17.208
8304009000	Other similar office or desk equipment	519.689	1.683.660	643.227	8.156.832
8305101000	Fittings for double loop wire bindersdouble loop wire binders	43.753	154.102	52.944	253.784
8305109000	Fittings for loose-leaf binders or filesoth than double loop wire binders	104.613	933.926	101.776	1.227.975
8305200000	Staples in strips	157.281	1.096.223	194.349	1.329.449
8305900000	Letter coners, paper clips, indexingtagsoffice articles	136.030	1.382.810	309.876	3.826.252
8306101000	Bells for cycles	7.515	42.172	6.569	94.572
8306102000	Bells, gongs and the like, of copper	113	1.242	438	12.388
8306109000	Bells, gongs and the like,oth than of copper	3.234	24.802	11.385	71.752
8306210000	Statuetes and other ornamenplated with precious metal	521	657	1.482	7.776
8306291000	Statuetes and other ornamen, of copperor lead	270	1.498	1.573	6.372
8306299000	Statuetes and other ornamen, of oth thancopper or lead	13.924	43.668	49.478	164.438
8306301000	Photograph, picture or similar frames;mirrors : of copper	355	1.294	700	8.991
8306309000	Photograph, picture or similar frames;mirrors : of oth than copper	13.886	253.591	41.778	585.881
8307100000	Flexible tubing of base metal, withor without fitting of iron or steel	50.699	742.693	449.989	5.542.727
8307900000	Flexible tubing of base metal, with orwithout fitting of other base metal	50.192	243.560	154.533	3.795.266
8308100000	Hooks,eyes&eyelet o base metal of a k.used f cloth,footwear,awnings&handbags	196.064	1.569.621	1.424.965	12.688.485
8308200000	Tubular/bifurcated rivets of bs metalof a kind used for clothing,footwear	24.223	148.116	169.799	1.594.073
8308901000	Beads of base metal	44.726	226.605	253.414	1.492.150
8308902000	Spangles of base metal	8.041	70.884	109.929	781.554
8308909000	Other clups and parts	500.368	2.542.568	1.909.544	11.380.133
8309100000	Crown corks of packing accessoriesof base metal	3.834	69.997	1.565	234.786
8309901000	Capsules for bottles of base metal	344	63.841	12.683	631.044
8309902000	Top ends of alum. cans of base metal	269.199	1.465.269	1.596.653	8.482.732
8309903000	Other caps for cans of base metal	220.036	941.632	711.491	2.566.749
8309904000	Bungs for metal drums; bung covers;seals;case corner protectors	45.625	211.490	97.336	823.783
8309905000	Oth packing accessories, of aluminium	64.226	407.193	610.114	3.727.411
8309909000	Oth packing accessories, of base metal	166.653	614.500	768.719	6.051.321
8310000000	Sign , name, address and similar plates,numbers, and oth symbols, of base metal	11.895	115.010	144.735	1.050.010
8311101000	Coated electrodes of base metal,for electric arc-welding : In rolls	722.533	5.423.357	920.252	6.592.463
8311109000	Coated electrodes of base metal,for electric arc-welding, In oth than rolls	1.892.670	11.647.177	2.617.111	20.155.923
8311201000	Cored wire of base metal, for electric arc-welding : In rolls	511.466	2.837.325	864.342	5.635.690
8311209000	Cored wire of base metal, for electric arc-welding : In oth than rolls	88.048	1.360.731	248.663	2.738.650
8311301000	Coated rods & core wire of base metalfor sold,braz/welding by flame in roll	571.461	3.400.509	910.436	5.914.700
8311309000	Coated rods & core wire, base metal,for sold,braz/weld by flame in oth than roll	326.405	1.730.190	1.425.968	7.184.719
8311900000	wire and rods, of agglomerated basemetal powder, used for metal spraying.	638.517	3.209.069	1.215.472	5.618.512
8401100000	Nuclear reactors	437	6.013	2.750	7.534.987
8401200000	Machin and app for isotopic separation,and parts thereof non-irradiated	0	17.445	0	167.122
8401300000	Fuel elements (cartridges),	3	150	13	17.404
8401400000	Parts of nuclear reactors	0	427	0	94.259
8402111000	Watertube boiler electric with a steamproduction exceeding 45 tons per hour	2.616.864	3.302.838	5.079.943	9.065.645
8402112000	Watertube boiler not electric with asteam production exceeding 45 tons/ hour	5.251.741	9.493.070	11.740.560	29.756.093
8402121100	Watertube boilers elect. with a steam15 tons <= steam prod.< 45tons/hours	250.410	2.820.723	259.631	8.007.090
8402121900	Watertube boilers electric with asteam prod < 15 tons /hours	26.792	1.961.118	313.537	3.851.687
8402122100	Watertube boilers not elect. with steam15 tons <= steam prod.< 45tons/hours	0	309.457	0	586.500
8402122900	Watertube boilers not electric with a15 tons <= steam prod.< 45tons/hours	1.076.078	2.845.508	2.203.036	5.969.567
8402191100	Electric boilers with a steamprod.< 15 tons/hours	261.795	896.866	840.510	2.483.841
8402191900	Oth vapour elect generating boilers,inclhybrid boilers, steam prod<=15 ton/hours	391.469	1.096.959	317.624	2.200.435
8402192100	Oth not-elect generating boilers,inclhybrid boilers, steam prod >15 ton/hours	0	13.272	0	52.500
8402192900	Oth not-elect generating boilers,inclhybrid boilers, steam prod<=15 ton/hours	4.680	309.763	20.392	1.117.723
8402201000	Electric super heated water boilerselectrically operated	148.705	427.535	366.723	3.343.189
8402202000	Electric super heated water boilers not electrically operated	0	1.093.535	0	6.155.816
8402901000	Boiler bodies or shellsgenerating boilers	71.652	1.469.673	255.305	7.932.431
8402909000	Other parts of steam or other vapourgenerating boilers	3.479.081	16.831.263	20.348.832	79.527.042
8403100000	Boilers of central heating boilers otherthan those of heading 84.02.	74.460	3.806.937	330.302	10.130.849
8403901000	Boiler bodies or shells central heatingboilers oth than those of heading 84.02.	0	5.070	0	56.898
8403909000	Other part of central heating boilersoth than those of heading 84.02.	887.474	2.198.664	1.835.352	14.001.242
8404101010	Soot remover for use with boilers ofheading 84.02	0	519.725	0	2.221.190
8404101090	Oth auxiliary plant for use with boilersof heading 84.02	1.151.234	32.492.587	6.975.405	117.977.988
8404102000	Oth auxiliary plant for use with boilersof heading 84.03	0	730.377	0	2.628.223
8404200000	Condensers for steam orother vapour power units	310.296	855.404	1.465.115	14.591.697

I.3. IMPOR MENURUT KOMODITI / IMPORT BY HS COMMODITY
*****AGUSTUS / AUGUST 2009 *****

H S	Uraian Komoditi Commodity Description	Berat Bersih / Net Weight (Kg)		Nilai / Value C.I.F (US\$)	
		Bulan ini Current Month	Kumulatif Cum.Jan. to date	Bulan ini Current Month	Kumulatif Cum.Jan. to date
8404901100	Boiler bodies or shells of goods of subheading 8404.10.10 :	0	648	0	7.697
8404901900	Part oth than boiler bodies or shells of goods of subheading 8404.10.10 :	1.096	72.570	1.500	994.250
8404902100	Boiler bodies or shells of goods of subheading 8404.10.20 :	0	291	0	2.849
8404902900	Part oth than boiler bodies or shells of goods of subheading 8404.10.20 :	0	23.001	0	263.033
8404909000	Other parts of auxiliary machinery for use with boilers	9.690.518	31.518.667	46.311.021	162.765.354
8405100000	Producer gas/water gas generators, with or without purifiers; acetylene gas	105.531	1.201.983	2.242.827	27.549.615
8405900000	Parts of producer gas/water gas generators	7.485	565.308	71.105	4.146.550
8406100000	Turbines for marine propulsion	1	505.589	2.944	13.067.671
8406810000	Turbines other than marine propulsion of an output exceeding 40 MW	239.903	10.691.056	706.539	71.788.592
8406820000	Turbines other than marine propulsion of an output not exceeding 40 MW	33.190	5.074.064	784.161	41.956.508
8406900000	Parts of steam turbines and parts	3.589.640	12.256.944	35.612.666	117.180.772
8407100000	Spark-ignition reciprocating piston engines for aircraft	53.951	152.538	12.258.085	25.407.972
8407210000	Outboard motors, marine propulsion engines	62.058	487.152	992.316	11.868.741
8407291000	Spark-ignition reciprocating piston engine for marine propulsion, output <= 22.38kw	5.716	366.268	21.096	1.479.882
8407301000	Spark-ignition reciprocating piston engine for marine propulsion, output > 22.38kw	43.241	319.767	158.837	6.886.500
8407310000	Reciprocating piston engine of vehicle of chapter 87, capacity <= 50 cc	2.483	23.986	1.286	10.968
8407320000	Reciprocating piston engine of vehicle of chapter 87, 50cc < capacity <= 250 cc	220.924	1.946.317	1.165.396	13.449.838
8407330000	Reciprocating piston engine of vehicle of chapter 87, 250cc < capacity <= 1000 cc	0	1.314	0	27.374
8407341000	Piston engine for pedestrian controlled tractors, cylinder capacity <= 1,100 cc	0	42.363	0	856.464
8407343000	Spark-ignition reciprocating piston engine of acyl. capa exc. 1000 cc for vhc. of hd 87.11	3.849	25.983	80.811	579.779
8407349000	Piston engine of a capacity exc. 1000 cc for tractors, vhc. of hd 87.11, 87.01	411.225	3.006.801	2.695.775	22.301.955
8407901000	Oth spark-ignition reciprocating piston engine of a power not exceeding 18.65 kw	595.377	2.194.467	1.607.203	8.265.749
8407902000	Oth spark-ignition reciprocating piston engine power > 18.65 kw and <= 22.38	6.664	8.494	21.528	57.076
8407909000	Oth spark-ignition reciprocating piston engine of a power > 22.38kw (30hp)	130.213	572.100	264.751	1.652.548
8408104000	Compress-ignition piston engine for marine propulsion of a power not exceeding 750 kw	1.057.240	5.603.798	2.910.337	12.589.856
8408109000	Compress-ignition piston engine for marine propulsion of a power exceeding 750 kw	502.090	2.566.878	17.214.139	54.453.390
8408201100	Compress-ignition piston engines for vehicles 8701.10, output <= 60 kw	0	20.495	0	127.793
8408201200	Compress-ignition piston engine other than vehicles 8701.10, output <= 60kw, fully ass	384.551	2.062.426	357.667	2.655.714
8408201900	Compress-ignition piston engines for vehicles 87, not fully assembled, output < 60kw	1.351	699.937	41.894	8.562.040
8408209100	Compress-ignition piston engines for vehicles 8701.10, other output not exceeding 60 kw	356	9.888	12.034	200.561
8408209200	Compress-ignition piston engine other than vehicles 8701.10, other output <= 60kw, full ass	502.479	3.660.744	5.529.646	50.851.121
8408209900	Compress-ignition piston engines other than vehicle 8701.10, other output <= 60kw, not fully ass	2.055	354.460	67.571	3.027.253
8408901010	Compress-ignition piston engine for earth moving mach. of an output not exc. 18,65 kw	1	9.438	70	283.834
8408901020	Compress-ignition piston engine, railway loc/tramway vhc. of output not exc. 18,65 kw	0	319	0	2.747
8408901090	Compress-ignition piston engine other than earth moving mach., railway loc. output not exc. 18,65kw	431.141	3.870.949	669.563	5.849.940
8408905010	Compress-ignition piston engine for earth moving mach. of an output exc. 100 kw	15.963	134.087	228.385	2.233.479
8408905090	Compress-ignition piston engine other than earth moving mach., railway loc. an output exc. 100 kw	42.196	812.183	457.230	9.166.141
8408909100	Compress-ignition piston engine for earth moving mach. other output > 100kw, and <= 18,65 kw	33.075	280.732	166.981	1.294.088
8408909900	Compress-ignition piston engine, other, earth moving mach. other output exc. 100kw, not 18,65	549.839	3.484.768	881.901	8.901.192
8409100000	Parts suitable for aircraft engines	2.740	10.607	1.052.388	3.241.781
8409911100	Carburetors & parts thereof for earth moving machinery, spark-ignition	5.020	103.186	119.581	2.382.997
8409911200	Cylinder blocks for earth moving machinery, spark-ignition	73	11.391	2.535	159.174
8409911300	Cylinder liners for earth moving machinery, spark-ignition	5.962	49.158	52.571	313.674
8409911400	Heads and head cover for earth moving machinery, spark-ignition	31.582	73.173	228.249	688.605
8409911500	Pistons for earth moving machinery, spark-ignition	16.434	88.098	283.746	1.475.292
8409911600	Piston rings, gudgeon pins for earth moving machinery, spark-ignition	12.486	106.778	179.455	2.938.895
8409911900	Other parts suitable for earth moving machinery, spark-ignition	37.196	181.285	102.747	1.092.673
8409912100	Carburetors & part thereof for vehicles of 87.01, power <= 22.38 kw, spark-ignition	2.866	21.051	27.295	323.482
8409912200	Cylinder blocks for vehicle of head 87.01 power <= 22.38 kw, spark-ign	5.685	40.024	45.206	314.502
8409912300	Cylinder liners for vehicle of head 87.01 power <= 22.38 kw, spark-ign	158	1.883	2.412	6.985
8409912400	Heads and head cover for vehicles of 87.01 power <= 22.38 kw, spark-ign	298	9.894	3.171	33.962
8409912500	Pistons for vehicles of 87.01, power <= 22.38 kw, spark-ign	12.071	46.249	103.575	688.407
8409912600	Piston rings & gudgeon pins for vehicles of 87.01, power <= 22.38 kw, spark-ign	98	1.128	299	9.306
8409912900	Other parts suitable for vehicles 8701, power <= 22.38 kw, spark-ignition	26.255	98.001	129.567	658.585
8409914100	Carburetors and parts thereof for vehicles 87.11, spark-ignition	432.730	2.390.896	8.401.294	61.418.086
8409914200	Cylinder blocks, crank cases for vehicles 87.11, spark-ignition	186.101	1.514.276	1.495.062	13.020.846
8409914300	Cylinder liners for vehicles 87.11, spark-ignition	0	14.000	0	62.451
8409914400	Heads and head cover for vehicles 87.11, spark-ignition	164.294	1.829.113	4.308.645	45.812.188
8409914500	Pistons for vehicles 87.11, spark-ignition	91.085	413.829	590.157	3.030.173
8409914600	Piston rings and gudgeon pins for vehicles 87.11, spark-ignition	21.575	127.460	712.668	3.269.773
8409914900	Other parts suitable for vehicles heading 87.11, spark-ignition	229.187	1.346.612	5.946.538	32.604.074
8409915100	Carburetors and parts thereof for other vehicles of chapter 87, spark-ignition	39.690	900.380	603.565	4.993.016
8409915200	Cylinder blocks, crank cases for other vehicles of chapter 87, spark-ignition	360.474	6.673.037	4.026.504	35.606.171
8409915300	Cylinder liners for other vehicles of chapter 87, spark-ignition	14.583	141.084	60.524	552.098
8409915400	Heads and head cover for other vehicles of chapter 87, spark-ignition	63.614	494.259	622.760	4.747.211
8409915500	Pistons for other vehicles of chapter 87, spark-ignition	46.673	363.893	786.644	5.666.629
8409915600	Piston rings and gudgeon pins for other vehicles of chapter 87, spark-ignition	62.934	905.253	466.688	4.716.598
8409915900	Other parts suitable for vehicles for other vehicles 87, spark-ignition	393.641	3.184.079	5.431.164	38.398.265
8409916100	Cyl. block, crank case, marine propulsion engine, power <= 22.38kw for vssls of 89 spark-ign	1.822	11.570	6.645	41.428
8409916200	Piston for marine propulsion engine, power <= 22.38 kw for vssls of 89, spark-ign	295	1.689	949	11.001
8409916300	Other for vssls chapt. 89, marine propulsion engine of a power <= 22.38 kw, spark-ignition	23.854	98.614	78.151	261.447
8409916400	Cyl. block, crank cases, marine propulsion engine power > 22.38kw for chapter 89, spark-ign	22	17.940	777	125.657

I.3. IMPOR MENURUT KOMODITI / IMPORT BY HS COMMODITY
*****AGUSTUS / AUGUST 2009 *****

H S	Uraian Komoditi Commodity Description	Berat Bersih / Net Weight (Kg)		Nilai / Value C.I.F (US\$)	
		Bulan ini	Kumulatif	Bulan ini	Kumulatif
		Current Month	Cum.Jan. to date	Current Month	Cum.Jan. to date
8409916500	Pistons for marine propuls eng.of power>22.38 kw for vssls of 89,spark-ign	246	3.671	6.290	124.393
8409916600	Oth.for chapt.89 for marine propuls eng.of a power>22.38 kw, spark-ignition	1.215	89.773	15.364	633.603
8409917100	Carburettors & parts thereof for othengines, spark-ignition	9.710	98.172	17.979	681.687
8409917200	Cylinder block for oth eng,spark-ign	8.872	157.658	97.198	1.005.233
8409917300	Cylinder liner for oth eng,spark-ign	64.953	192.938	80.898	551.684
8409917400	Heads and head cover for oth engines,spark-ignition	32.893	119.343	135.873	456.862
8409917500	Pistons for oth engines,spark-ignition	14.919	161.956	270.806	3.476.454
8409917600	Piston rings and gudgeon pins for othengines, spark-ignition	5.327	18.532	57.172	431.825
8409917900	Oth parts for oth engines,spark-ignition	220.670	2.164.776	1.565.171	17.412.262
8409991100	Carburettors & parts thereof for earthmoving machinery, comp-ignition	87	17.410	3.960	652.457
8409991200	Cylinder blocks for earth moving mach,comp-ignition	3.781	47.052	160.459	822.118
8409991300	Cylinder liners for earth moving mach,comp-ignition	20.516	99.408	43.466	209.714
8409991400	Heads and head cover for earth movingmachinery, comp-ignition	27.633	257.111	425.384	2.182.035
8409991500	Pistons for earth moving machinery,comp-ignition	18.083	83.225	148.487	835.090
8409991600	Piston ring & gudgeon pin for earth movemachinery, comp-ignition	19.893	98.005	163.252	616.496
8409991900	Oth parts suitable for earthmoving machinery, comp-ignition	70.206	389.728	782.443	4.481.079
8409992100	Carburettors&part thereof for vehiclesof 87.01 comp-ignition	7.677	42.455	8.262	47.895
8409992200	Cylndr blocks for vehicles of 87.01comp-ignition	40.580	215.161	38.328	264.296
8409992300	Cylndr liners for vehicles of 87.01comp-ignition	1.458	34.113	1.941	88.318
8409992400	Heads and head cover for vhcls of 87.01comp-ignition	246	23.113	4.979	206.239
8409992500	Pistons for vehicles of 87.01,comp-ignition	923	23.354	3.020	86.401
8409992600	Piston ring&gudgeon pin for vhcls of87.01 comp-ignition	0	4.927	0	17.255
8409992900	Oths parts suitable for vhcls 87.01,comp-ignition	39.266	192.020	43.635	400.477
8409994100	Caburettors and parts thereof for othvehicles of chapter 87, comp-ignition	76.166	532.541	1.038.189	6.887.980
8409994200	Cylinder blocks for oth vhcls of chapt87, comp-ignition	109.573	1.101.329	1.554.028	11.466.859
8409994300	Cylinder liners for oth vehicles ofchapter 87,comp-ignition	55.816	293.924	229.285	1.610.070
8409994400	Heads and head cover for vehicles ofchapter 87,comp-ignition	93.063	666.719	1.122.599	8.075.831
8409994500	Pistons for oth vehicles ofchapter 87,comp-ignition	37.390	306.675	153.165	1.415.832
8409994600	Pistons ring & gudgeon pins for vhcls ofchapter 87, comp-ignition	29.822	283.283	261.989	2.053.649
8409994900	Oth parts suitable for vehicles foroth vehicles 87, comp-ignition	343.555	3.090.498	4.656.133	36.696.253
8409995100	Cyl.block,crank case,marine propuls.eng,power<= 22.38kw for vssl of 89,comp-igi	2	1.928	69	3.395
8409995200	Piston for marine propul eng of power<=22.38 kw for vssls of 89,comp-ignition	7	1.577	62	5.842
8409995300	Oth.for vssls chapt.89,marine propul engof a power<= 22.38 kw, comp-ignition	8.472	128.956	15.641	156.988
8409995400	Cyl.block,crank cases,marine propuls engof power>22.38kw for vssl 89, comp-ign	2.028	4.093	16.731	26.820
8409995500	Pistons for marine propuls eng.of power> 22.38 kw for vssls of 89,comp-ign	510	4.091	1.332	15.604
8409995600	Oth.for vssls,chap89,marine propuls engof a power>22.38 kw, comp-ignition	16.459	70.776	407.323	987.939
8409996100	Carburettors & parts thereof for othengines, comp-ignition	3.036	23.942	11.057	124.752
8409996200	Cylinder blocks for oth engines,comp-ignition	3.063	102.718	24.253	1.651.270
8409996300	Cylinder liners for oth engines,comp-ignition	61.058	266.967	207.176	1.879.712
8409996400	Heads and head cover for oth engines,comp-ignition	14.983	178.585	101.220	2.921.214
8409996500	Pistons for oth engines, comp-ignition	16.448	193.363	226.665	2.421.776
8409996600	Piston rings and gudgeon pins for othengines, comp-ignition	7.246	45.786	45.510	411.690
8409996900	Oth parts for oth engines,comp-ignition	976.623	4.621.987	6.283.429	43.695.498
8410110000	Hydraulic turbine&water wheels of power<= 1,000 kw	31.801	320.047	99.231	1.321.521
8410120000	Hydraulic turbines and water wheels of apower>1,000 kw but not exceed 10,000 k	0	1.753	0	105.196
8410130000	Hydraulic turbines and water wheels ofa power exceeding 10,000 kw	80.366	399.817	3.692.335	19.765.988
8410900000	Parts hydraulic turbines, water wheels,including regulators	45.862	1.346.380	170.796	9.892.208
8411110000	Turbo-jets of a thrust not exceed 25 kn	27	18.253	166	11.986.469
8411120000	Turbo-jets of a thrust exceeding 25 kn	0	75.534	0	42.412.791
8411210000	Turbo-propellers of a power not exceed1,100 kw	561	17.257	191.520	9.411.281
8411220000	Turbo-propellers of a power exceeding1,100 kw	87	17.399	1.012	3.512.106
8411810000	Oth gas turbines of a power not exceed5,000 kw	6.414	130.832	239.650	6.405.679
8411820000	Oth gas turbines of a power exceeding5,000 kw	3.350	783.249	3.828.399	71.546.002
8411910000	Parts of turbo-jets/turbo-propellers	309	14.935	514.309	5.208.743
8411990000	Oth parts of gas turbines	410.835	2.387.557	24.439.847	205.839.770
8412100000	Reaction engines oth than turbo-jets	1.980	44.824	14.257	729.389
8412210000	Hydraulic power engines and motorswith linear acting (cylinders)	82.488	608.659	1.305.721	6.916.873
8412290000	Oth hydraulic powerengines and motors	159.774	1.825.119	2.814.694	24.747.491
8412310000	Linear act (cylinders), for pneumaticpower engines and motors	2.771	30.337	121.086	1.106.865
8412390000	Oth linear acting (cylinders) forpneumatic power engines and motors	28.725	139.948	469.336	2.115.689
8412800000	Oth engines and motors	28.186	467.360	3.972.249	12.617.097
8412901000	Parts of reaction engines of subhead8412.10.00	90	17.589	10.908	121.755
8412909000	Oth parts of power engines & motors	125.966	569.710	1.254.177	7.882.230
8413110000	Pump fitted/design to a measu device fordispnsng fuel/lubric,used in fill stat	46.988	410.713	490.746	4.202.388
8413191000	Pumps fitted/Designed to a measuringdevice electrically operated	121.677	1.138.048	2.506.597	17.197.466
8413192000	Pumps fitted/Designed to a measuringdevice and not electrically operated	23.005	75.489	161.607	1.229.181
8413201000	Water pump for hand pump,oth than thoseof subheading 8413.11or 8413.19	21.451	88.741	74.715	393.320
8413209000	Oth hand pumps, oth than thoseof subheading 8413.11or 8413.19	37.733	734.346	161.333	2.832.458
8413301100	Fuel,lubric.,cool medium pump,earth movemach/motor vhcle, reciproc/rotary type	44.986	807.194	779.595	11.053.164
8413301900	Fuel,lubric.,cool medium pump,earth movemach/motor vhcl,not reciproc/rotary type	768.214	5.686.582	9.271.100	72.278.491
8413309100	Oth fuel,lubric,cool medium pumps,intercombust piston eng reciproc/rotary type	77.750	370.806	1.140.449	5.685.272
8413309900	Oth fuel,lubric,cool medium pumps,intercombust piston eng oth reciproc/rotary typ	105.371	683.367	1.580.852	9.569.913

I.3. IMPOR MENURUT KOMODITI / IMPORT BY HS COMMODITY

***AGUSTUS / AUGUST 2009 ***

H S	Uraian Komoditi Commodity Description	Berat Bersih / Net Weight (Kg)		Nilai / Value C.I.F (US\$)	
		Bulan ini Current Month	Kumulatif Cum.Jan. to date	Bulan ini Current Month	Kumulatif Cum.Jan. to date
8413401000	Concrete pumps, electrically operated	996	50.980	37.177	580.392
8413402000	Concrete pumps, not electric operated	19.400	44.339	79.240	263.602
8413501000	Oth reciprocating positivedisplacement pumps, electric operated	88.948	692.572	5.449.384	9.890.955
8413502000	Oth reciprocating positivedisplacement pumps,not electric operated	70.996	358.053	1.088.765	6.006.923
8413601000	Oth rotary positive displacement pumps, electrically operated	40.131	815.807	379.442	3.732.377
8413602000	Oth rotary positive displacement pumps, not electrically operated	287.338	877.145	2.568.762	9.268.955
8413701000	Single stage,water pump for belt driveror direct coupling	614.012	1.811.430	4.574.491	8.735.990
8413702200	Impulse-turbo water pumps of < 100 w&electrically operated for household use	7.821	81.110	52.084	527.084
8413702900	Impulse-turbo water pumps of a capacity>100w electric operated for household us	689.795	4.451.708	5.355.309	35.726.151
8413703000	Oth centrifugal pumps not electricallyoperated	189.923	1.269.783	839.261	3.994.138
8413811000	Oth pumps, electrically operated	770.268	4.827.003	4.466.093	35.671.621
8413812000	Oth pumps, not electrically operated	627.150	3.049.989	2.120.843	21.704.997
8413821000	Liquid elevators, electrically operated	146.532	1.938.152	962.141	12.549.866
8413822000	Liquid elevators,not electric operated	87.755	486.608	311.337	5.686.451
8413911000	Parts of pumps of subheading 8413.20.10	733	43.323	8.559	1.232.158
8413912000	Parts of pumps of subheading 8413.20.90	23.292	115.023	48.910	297.528
8413913000	Parts of pumps of subheading 8413.70.10	53.105	236.633	273.956	3.968.871
8413914000	Parts of pumps of oth centrifugal pumps	128.453	1.076.436	883.213	9.608.578
8413915000	Parts of oth pumps,electric operated	903.331	7.181.379	3.585.456	33.595.670
8413919000	Parts of oth pumps,not electric operated	174.487	1.381.764	1.428.429	14.996.457
8413921000	Part of liquid elevator,electric operate	240.326	1.892.962	292.909	2.693.569
8413922000	Part of liquid elevators, nonelectrically operated	1.737	185.704	37.375	652.291
8414101000	Electrically operated, vacuum pumps	66.162	653.164	867.767	7.237.870
8414102000	Not electrically operated, vacuum pumps	3.971	56.750	79.893	722.020
8414201000	Bicycle pump,hand/foot operated air pump	160.704	542.670	165.287	514.594
8414209000	Oth than bicycle pump,hand/foot operatedair pumps	19.865	385.976	32.826	989.234
8414301000	Compressor, capacity>21kw/hourhaving displace/revolution >220cc	580.827	3.500.673	1.826.546	11.489.338
8414309000	Compress,oth.capacity>21kw/hour,have displace/revolution > 220cc	2.305.052	18.399.456	10.978.926	68.997.265
8414400000	Air compressors mounted on a wheeledchasis for towing	237.239	2.962.197	863.705	17.587.535
8414511000	Table fans & box fan with a self contelectric motor of an output <= 125 w	312	14.439	7.734	240.274
8414519000	Oth than table fan box fan wth self contelectric motor of an output <= 125 w	340.934	582.207	1.612.798	2.731.570
8414591000	Oth fans of a capacity <= 125 kw	44.308	561.478	320.079	4.497.097
8414599000	Oth fans oth of a capacity <= 125 kw	73.094	668.797	434.923	4.987.436
8414601000	Hoods having a max horizontal side notexceeding 120 cm, fitted with a filter	39.764	167.002	149.368	703.546
8414609000	Hoods having a max horizontal side notexceed 120 cm,not fitted with a filter	17.561	915.645	215.803	3.242.937
8414801100	Hoods having a maximum horizontal sideexceeding 120 cm, fitted with filter	2.833	371.226	58.035	943.735
8414801200	Hoods having a maximum horizontal side>120cm,not fit with filter for ind use	26.474	134.737	422.520	1.069.047
8414801900	Hoods have a max horizontal side>120cmnot fit with filt oth than for ind use	1.194	13.009	54.964	110.866
8414803000	Free piston generators for gas turbines	22.750	80.767	535.601	1.731.924
8414804100	Gas compr modul for use in oil drill oththan those of subhd 841430 and 8414.40	163.896	1.757.563	3.975.000	55.319.775
8414804200	Oth than gas compres,capacity>21kw/hourdisplace/revolution > 220cc	29.309	905.222	418.150	12.274.764
8414804900	Oth than gas compres,oth capa>21kw/hourhave a displace/revolution > 220 cc	163.647	1.345.922	1.894.792	17.548.566
8414805100	Electrically operated, air pumps	4.082	123.582	28.999	1.368.716
8414805900	Not electrically operated, air pumps	5.665	128.874	60.197	2.153.876
8414809110	Electrically operated,blowers & the like	183.030	1.032.126	5.029.642	12.216.687
8414809190	Electrically operated, oth thanblowers & the like	68.133	803.996	425.492	7.302.088
8414809900	Oth air pumps, not electrically operated	166	34.007	8.327	344.586
8414901100	Parts of pumps/compressors,of electricoperated equipment	213.559	1.727.785	1.142.299	24.885.067
8414901200	Parts of electric operated equip ofsub headings 8414.60/8414.80	31.439	521.027	251.099	7.116.349
8414901900	Oth parts of electrically operatedequipment	1.302.587	5.545.440	3.189.911	16.724.149
8414909100	Parts of non electric operated equip ofsubheading 8414.10, 8414.20/8414.40	42.110	177.244	66.930	1.783.208
8414909900	Oth parts of non electrically operatedequipment	166.525	1.353.648	981.853	8.719.686
8415100000	Air conditioning mach,windows/wall typesself-contained/"split system'	3.946.245	23.650.634	22.142.632	133.799.983
8415811100	Inc.refri,reverse heat pump,used inaircraft of an output <= 21.10 kw	34.839	138.502	60.852	263.297
8415811200	Inc.refri,reverse heat pump,used in aircraft ouput>21.10kw,air flow>67.96m3/min	0	53	0	14.768
8415811900	Inc.refri,reverse heat pump,used in aircraft oth.of output >21,10kw/not	5.383	83.437	155.557	926.036
8415812000	Inc.refri,reverse heat pump,used in rilway rolling stock	350	5.534	3.712	10.672
8415813000	Inc.refri.reverse heat pump of road invehicles oth those of subhd 8415.20	0	1.274	0	3.312
8415819100	Refri.revrsr heat pump,oth.used aircrafrail,road,output>21.10kw,airfl>67.96m3/m	3.787	69.874	55.750	991.651
8415819900	Refri.revrsr heat pump,oth.used aircrafrail,road,output<21.10kw,airfl>67.96m3/m	34.945	205.204	222.209	1.128.764
8415821100	Oth,incorp a refrigerat unit of usedaircraft,output>21.10kw,airfl>67.96m3/m	1.262	19.255	5.946	13.226
8415821900	Oth,incorporat.a refri unit of used aircraft oth.output>21.10kw,airfl>67,96m3/m	3.124	30.106	59.393	239.946
8415822000	Oth,incorporating.a refrigerating unitof a kind used in railway rolling stock	5.760	62.731	466.799	1.087.080
8415823000	Oth,incorporat.a refri unit of a kinduse in road vhcle oth.those subhd8415.20	671	2.122	8.227	18.622
8415829000	Oth,incorporat.refri unit oth.of a kindused in aircraft,railway,road vehicles	120.479	935.590	1.023.006	6.596.885
8415831100	Not incorporat.a refri unit of used inaircraft,output>21.10kw,airflw>67.96m3/m	0	10.020	0	32.713
8415831900	Not inc. a refri unit,used in aircraftoth of output>21.10kw,airflow >67.96m3/m	0	5.904	0	17.190
8415833000	Not incorporat.a refri unit of a kindused in road vhcl oth.those subhd8415.20	8	48	635	2.923
8415839000	Not incorp a refri unit oth.of a kindused in aircraft,railway,road vehicles	267.203	1.644.982	1.648.143	10.213.870
8415901200	Chassis/cabinet,welded&paintd,parts ofmachines of an output <= 21.10 kw	111.601	613.054	154.567	1.009.871
8415901900	Oth chassis/cabinet,welded&paintd,partof machines of an output<= 21.10 kw	310.013	2.124.516	1.234.187	9.870.279
8415902100	Chassis/cabinet,welded&paintd,parts ofmach.of output>21.10 kw,airflow>67.96m:	3.660	3.660	10.010	10.010

I.3. IMPOR MENURUT KOMODITI / IMPORT BY HS COMMODITY
*****AGUSTUS / AUGUST 2009 *****

H S	Uraian Komoditi Commodity Description	Berat Bersih / Net Weight (Kg)		Nilai / Value C.I.F (US\$)	
		Bulan ini	Kumulatif	Bulan ini	Kumulatif
		Current Month	Cum.Jan. to date	Current Month	Cum.Jan. to date
8415902200	Oth chassis/cabnet,welded&paint,part ofmach.of output>21.10 kw,airflow>67.96m3/	28.008	283.967	104.682	765.298
8415902300	Chass/cabinet,welded&paint,part of machof output>21.10 kw,oth airflow>67.96m3/	0	1	0	24
8415902900	Oth.chass/cab,welded&paint,part of machof output>21.10kw,oth airflow>67.96m3/	3.085	63.886	98.016	446.539
8415903190	Cab,weld/paint,part of mach output 26.38-52.75kw,airflow>67.96,oth use air/rail	1.359	33.448	14.789	285.591
8415903200	Oth cabinet,weld/paint,part of mach ofoutput 26.38-52.75kw,air flow>67.96	4.433	91.104	22.929	349.030
8415903390	Cab,weld/paint,part mach output 26.38-52.75kw,oth airflow>67.96,oth use air/rail	0	54	0	411
8415903900	Oth cab,weld/paint,part mach of output26.38-52.75kw,airflow>67.96,use air/rail	0	11.602	0	31.590
8415904110	Chas/cab,weld/paint,part mach a output>52.75kw,air flow>67.96,use air/railway	0	73	0	120
8415904190	Chas/cab,weld/paint,part mach a output>52.75kw,airflow>67.96,oth use air/railw	0	138	0	3.560
8415904200	Oth chas/cab,weld/paint,part of mach ofoutput > 52.75kw,air flow>67.96	66.680	570.669	1.113.923	9.345.670
8415904390	Chas/cab,weld/paint,part mach a output>52,75kw,oth airflow>67.96,use air/rail	10.145	705.244	42.154	3.031.621
8415904900	Chas/cab,weld/paint,part mach output>52,75kw,oth airflow>67.96,oth use air/rail	206.891	686.998	970.572	4.614.813
8416100000	Furnace burners for liquid fuel	1.745	107.899	41.175	2.347.819
8416200000	Oth furnace burner,includ combinationburners	339.618	1.670.061	1.778.156	10.751.130
8416300000	Mechanical stokers,including their mechgrate,mech ash discharg&similar app	442.335	1.440.777	578.160	5.413.594
8416900000	Parts of furnaces burners for liquid/solid/gas fuel, mechanical stokers	12.936	3.413.183	382.383	26.667.684
8417100000	Furnaces & ovens for the roast,melt/othheat treat.of ore,pyrite metal non-elect	239.251	1.457.815	304.359	36.093.301
8417200000	Bakery ovens,including biscuit oven,nonelectric	36.335	389.566	147.155	2.373.483
8417800010	Incinerators, non-electric	0	29.976	0	348.021
8417800090	Oth than incinerators, non-electric	75.845	1.103.540	296.383	8.604.723
8417900000	Part furnaces & ovens for the roasting,melting non-electric	99.608	801.936	1.256.105	10.718.539
8418101010	Household type, comb refrigrtr-freezecapacity < 230 l	208.950	1.257.468	850.551	5.353.117
8418101090	Household type, comb refrigrtr-freezecapacity > 230 l	199.507	1.721.574	915.402	8.124.246
8418109000	Comb refrigrtr-freeze fitted with seprtextrnl doors, oth than household type	196.810	1.202.338	573.247	4.053.003
8418210010	Refrigerator,household typ with comprestype of capacity not exceeding 230 l	227.267	938.352	784.127	3.229.942
8418210090	Refrigerator,household typ with comprestype of capacity > 230 l	70.769	430.545	358.685	2.340.441
8418290010	Refrigerator,household type oth thancompress type of capacity<=230 l	78	32.175	410	179.777
8418290090	Refrigerator,household type oth thancompres type of capacity > 230 l	3.363	22.697	6.356	255.574
8418300000	Freezer of the chest type, not exceed800 i capacity	216.788	1.288.547	700.210	3.918.372
8418400000	Freezer of the upright type, not exceed900 i capacity	0	15.721	0	252.305
8418501000	Refrigerating chambers, capacity > 200 l	79.937	471.562	330.498	1.635.487
8418509000	Refrigerating chambers not exceeding 200capacity	342.295	2.383.385	1.386.373	11.207.821
8418610000	Heat pump oth than ACmachinesof heading 84.15	486	40.909	1.638	375.342
8418691000	Beverage coolers	54.062	265.474	403.577	1.261.749
8418692000	Water chillers with a refrigeratingcapacity of 100,000 i/more	64.836	604.347	538.317	5.223.595
8418693000	Drinking water coolers	6.338	81.814	67.615	810.296
8418695000	Scale ice-maker units	3.994	32.233	40.076	323.264
8418699000	Oth refrigrtr/freez equip,oth than heatpump oth than air condition mach hd84.15	95.610	940.585	1.001.631	9.240.882
8418911000	Part for good,sub 8418.(10,21,29,30,40),furniture to refri/freez	299.981	582.660	503.933	1.690.099
8418919000	Oth parts furniture designed to receiverefrigerat/freezing equipment	62.841	670.294	326.371	2.484.888
8418991000	Evaporators and condensers	431.851	1.916.943	1.451.732	7.317.840
8418992000	Cabinets and doors, welded/painted	322.133	1.667.057	484.697	2.984.949
8418994000	Aluminium rollbonds for sub 8418.10.10,8418.21, 8418.22 and 8418.29	29.282	234.483	160.906	1.102.191
8418999000	Oth part refrig & freezers equipmentelectric/oth	428.316	2.362.323	1.679.341	9.034.096
8419111000	Instant gas water heaters,for householdtype, non electric	10.683	122.956	207.645	854.219
8419119000	Instant gas water heaters for oth thanhousehold type, non electric	13.255	65.787	77.200	384.395
8419191000	Oth instant gas water heaters for household type,non electric	18.154	55.436	39.638	317.533
8419199000	Oth instant gas water heaters for oththan household type,non electric	1.077	43.885	8.428	383.675
8419200000	Medical,surgical/laboratory sterilisers	13.818	258.300	111.762	3.709.463
8419311010	Evaporators,dryers for agri products,electrically operated	3.500	234.554	8.770	1.237.287
8419311090	Oth.than evaporators,dryers for agriproducts, electrically operated	26.386	448.020	109.709	4.165.705
8419312010	Evaporators,dryers for agri products,non electrically operated	69.468	660.169	696.639	4.571.394
8419312090	Oth.than evaporators, dryers for agriproducts,non electrically operated	1.122	70.364	1.085	174.091
8419321000	For wood, paper pulp, paper/paperboard,electrically operated	175.395	683.677	1.601.916	11.754.888
8419322000	For wood, paper pulp, paper/paperboard,non electrically operated	3.835	22.165	61.489	107.566
8419391100	Machinery by a proces involving heatingfor the printed of electrical operated	1.748	73.727	11.778	2.038.217
8419391900	Oth machinery by a process involvingheating for the printed of elect oper	191.440	1.929.978	1.377.704	17.540.870
8419392000	Machinery by a proces involving heatingfor the printed of not electric operat	25.393	122.417	147.233	1.052.636
8419401000	Distilling/rectifying plantelectrically operated	293.743	1.623.025	4.089.166	36.068.354
8419402000	Distilling/rectifying plantnot electrically operated	447.553	1.565.760	2.647.559	12.000.643
8419501000	Cooling towers	184.506	1.482.913	580.110	6.093.376
8419502000	Condensers for air conditionersfor motor vehicles	81.557	572.697	1.394.746	8.533.050
8419503000	Oth condensers for air conditioners	166.342	878.871	719.610	8.700.816
8419504000	Oth condensers electrically operated	177.704	2.565.293	1.990.911	18.682.142
8419509000	Oth condensers not electricallyoperated	93.437	1.030.067	1.477.237	27.711.157
8419601000	Machinery for liquefying air/oth gaseselectrically operated	6.175	113.792	36.425	970.634
8419602000	Machinery for liquefying air/oth gasesnot electrically operated	382	18.631	7.571	1.666.955
8419811000	Oth.mach,plant & equip for making hotdrinks/for cook/heat food,elect operated	5.136	67.866	92.384	701.639
8419812000	Oth.mach,plant&equip for make hot drink/for cook/heat food,not elect operated	14.107	85.540	101.924	541.930
8419891100	Evaporators for air-conditioning machfor motor vehicles,electrical operated	58.663	489.254	922.245	7.054.562
8419891300	Machinery by a proces involving heatingelectr for the manuf of PCB/PWB's/PCA's	16.843	44.257	291.828	695.081
8419891900	Oth mach for making hot drinks/forcooking/heating food,electricall operate	684.378	3.616.329	7.651.933	41.486.279

I.3. IMPOR MENURUT KOMODITI / IMPORT BY HS COMMODITY
*****AGUSTUS / AUGUST 2009 *****

HS	Uraian Komoditi Commodity Description	Berat Bersih / Net Weight (Kg)		Nilai / Value C.I.F (US\$)	
		Bulan ini	Kumulatif	Bulan ini	Kumulatif
		Current Month	Cum. Jan. to date	Current Month	Cum. Jan. to date
8419892000	Oth mach for making hot drinks/forcooking/heating food,not electri operate	33.723	117.930	187.759	1.026.923
8419901200	Part mach for the treat.matrial by procinvolve heat,print circuit,wiring,elect	1.846	45.315	25.790	248.481
8419901900	Oth,part mach,the treat.matrial by procinvolve heat,print circuit,wiring,elect	313.673	1.908.489	1.889.605	16.882.458
8419902000	Part mach,plant/laboratory equipment,of non-electrically operated articles	157.047	1.071.510	1.285.705	9.166.358
8420101000	Apprts.for the app of dry film/liquidphoto resist,etc, calender/oth roll mach	247	73.902	20.983	1.234.186
8420102100	Roller-type ironing mach suitable fordomestic use	23	401	100	30.452
8420102900	Wringers suitable for domestic use	0	23.893	0	286.730
8420109000	Oth calendering/oth rolling machin	4.394	706.730	85.859	1.690.064
8420911000	Parts cylinders of apparatus for theappl of dry film,liquid photo resis,etc	10	18	206	1.729
8420912000	Parts cylinders for ironing machinesor wringers suitable for domestic use	62	191	1.790	9.060
8420919000	Oth parts cylinders for calenderingor oth rolling machines	28.421	229.358	100.687	861.241
8420991000	Oth parts of apparatus for the applicof dry film,liquid photo resist,etc	0	3.139	0	154.364
8420999000	Oth parts for calendering/othrolling machines	1.697	11.612	12.370	128.964
8421110000	Centrifuges,including centrifugaldryers for cream separators	5.404	7.908	37.931	141.775
8421120010	Clothes-dryers, of capacity notexceeding 30 i	0	3.959	0	575.768
8421120020	Clothes-dryers, of capacityexceeding 30 i	2.526	12.560	2.876	76.493
8421191000	Centrifuges,including centrifugaldryers for sugar manufacture	314.030	989.247	3.429.789	9.860.301
8421199000	Oth centrifuges,including centrifugaldryers	56.977	355.019	661.521	7.627.140
8421211100	Filtering machin & appar water electricfor domestic use of a cap <= 500 l/h	63.590	411.773	452.971	2.393.226
8421211900	Oth filter machin& appar water electricof a capacity <= 500 l/h	100.436	1.278.619	1.460.767	14.264.399
8421212100	Filtering machin & apparat water electrfor domestic use of a capacity > 500 l/h	49.476	215.872	118.182	794.194
8421212900	Oth filter machin& appar water electricof a capacity > 500 l/h	76.867	2.848.694	955.488	19.070.062
8421221000	For filter/purify beverages oth thanwater of a capacity <= 500 l/hr	219	7.803	1.549	103.831
8421222000	For filter/purify beverages oth thanwater of a capacity >500 l/hr	11.761	47.825	66.659	934.991
8421231100	Oil filters for earth moving machineryinternal cobustion engines	213.616	825.265	2.034.822	10.138.651
8421231900	Oth oil filters for earth movingmachinery internal cobustion engines	35.149	208.727	338.768	2.571.872
8421232100	Oil filters for motor vehiclesof chapter 87	67.302	519.540	637.395	5.298.405
8421232900	Oth oil filters for motor vehiclesof chapter 87	52.110	329.747	540.845	3.514.823
8421239100	Oil filters for oth earth movingmachin and motor vehicles of chapter 87	49.352	275.933	396.920	2.968.118
8421239900	Oth oil filters for oth earth movingmachin & motor vehicles of chapter 87	49.873	302.281	608.187	4.618.396
8421291000	Filtering/purifying machin & appar formedical/laboratory use	2.379	48.667	117.809	1.246.831
8421292000	Filter/purify mach&apparatus for liquidof a kind used for sugar manufacture	0	28.831	0	302.752
8421293000	Filter/purify mach&apparatus for liquidof a kind used in oil drill operations	16.338	164.499	127.717	3.164.781
8421294000	Filter/purify mach&apparatus for liquid,petrol filters	14.239	77.283	375.979	1.282.417
8421295000	Filter/purify mach&apparatus for liquidoil filter oth than those subhd 8421.23	16.947	138.369	214.892	1.489.324
8421299000	Oth filtering machinery & apparatusfor liquids not electrically operated	459.294	1.993.217	4.889.906	25.142.746
8421311000	Intake air filters for inter combustionengines for earth moving machinery	32.369	211.381	315.523	2.168.920
8421312000	Intake air filters for inter combustionengines for motor vehicles of chap 87	64.611	407.679	721.427	4.986.680
8421319000	Oth intake air filters for internalcombustion engines	81.982	749.483	809.162	6.885.752
8421391000	Laminar flow units oth than intake airfilter for internal cobustion engines	2.801	75.497	36.544	2.724.847
8421399000	Oth.laminar flow units oth intake airfilter for internal cobustion engines	461.174	4.322.861	6.658.598	51.163.317
8421911000	Parts of goods of subheading 8421.12,of centrifuges,includ centrifugal dryers	891	1.900	25.908	62.323
8421912000	Parts of goods of subheading 8421.19.10of centrifuges,includ centrifugal dryers	6.666	42.574	222.869	1.276.605
8421919000	Parts of subhd 8421.11.00/8421.19.90of centrifuges,includ centrifugal dryers	6.345	76.498	154.699	1.406.945
8421992000	Parts filter cartridges of filter,subhd8421.23	39.468	182.564	618.399	3.245.306
8421993000	Parts of goods of subheading 8421.31	86.694	329.404	617.721	3.638.599
8421999100	Oth parts of goods of subheading8421.29.20	626	12.369	6.957	103.901
8421999200	Oth parts of goods of subheading8421.21.11/8421.21.21	75.233	504.776	301.223	2.576.055
8421999300	Oth part of subhd 8421.31,8421.23.11,8421.23.19,8421.23.91/8421.23.99	27.715	174.335	475.240	2.838.283
8421999900	Oth parts of sentrifugal, includingcentrifugal dryers	115.176	1.842.790	1.915.903	20.194.192
8422111000	Dish washing machin of the household type,electrically operated	1.609	34.834	7.616	244.197
8422112000	Dish washing machin of the household typenot electrically operated	0	825	0	3.151
8422190000	Dish washing machines of the othhousehold type	5.273	61.219	249.284	1.187.536
8422200000	Machinery for cleaning/drying bottlesoth containers	7.780	147.726	106.042	4.335.031
8422300000	Machinery for filling,closing, sealing,or labelling bottles, cans, boxes,etc	189.917	987.197	8.154.367	32.313.552
8422400000	Oth packing/wrapping machinery(including heat-shrink wrapping mach)	377.831	1.970.669	25.098.189	98.675.879
8422901000	Parts of goods of subheading 8422.11	70	1.714	379	67.950
8422909000	Part goods of subhd 8422 of oth thansubheading 8422.11	68.921	250.648	2.784.488	15.962.551
8423101000	Personal weighing machin,including baby&household scales,electrically operated	12.465	70.217	254.094	920.371
8423102000	Personal weighing machin,including baby& household scales,not electric operate	116.831	453.031	170.909	802.991
8423201000	Scales for continuous weighing of goodson conveyors, electrically operated	7.869	224.551	63.110	1.872.374
8423202000	Scales for continuous weighing of goodson conveyors, not electrically operated	5	57.865	59	160.881
8423301000	Constan weight scales,predetemin weightscales & hopper scales,electric operat	394	65.863	12.053	1.689.496
8423302000	Constan weight scales,predetemin weightscales&hopper scales,not electr operat	1.996	32.090	4.822	56.383
8423811000	Oth weighing machinery,max capacity<=30 kg, electrically operated	15.658	76.171	249.999	770.124
8423812000	Oth weighing machinery,max capacity<=30 kg, not electrically operated	50.684	193.023	89.163	568.910
8423821100	Oth.weigh mach,having a maximum weighngcapacity <= 1 000kg,electric operate	13.786	43.526	39.316	443.970
8423821900	Oth.weigh mach,oth.having a max weighngcapacity <= 1 000kg,electric operated	3.233	19.105	5.920	68.144
8423822100	Oth.weigh mach,having a maximum weighngcapacity <= 1 000kg, not electric	10	34.706	542	59.428
8423822900	Oth.weigh mach,oth.having a max weighngcapacity <= 1 000kg, not electric	3.992	98.515	13.669	581.799
8423891000	Oth weigh mach,oth.capacity exceed 30kgor not but not exceeding 5 000kg, elect	110.030	299.628	433.914	1.459.756
8423892000	Oth weighing mach,oth.capacity > 30kgand <= 5,000 kg,not elect	24.922	87.985	63.726	199.757

I.3. IMPOR MENURUT KOMODITI / IMPORT BY HS COMMODITY
*****AGUSTUS / AUGUST 2009 *****

H S	Uraian Komoditi Commodity Description	Berat Bersih / Net Weight (Kg)		Nilai / Value C.I.F (US\$)	
		Bulan ini	Kumulatif	Bulan ini	Kumulatif
		Current Month	Cum.Jan. to date	Current Month	Cum.Jan. to date
8423901000	Weighing machine weights	776	31.229	5.235	281.057
8423902100	Weighing machin weights,not electricaloperated	38.905	249.848	887.171	6.674.032
8423902900	Parts of weighing machinery,electrically electrically operated	4.594	95.239	21.650	570.693
8424101000	Fire extinguishers,whether/not chargedsuitable for aircraft use	0	1	0	517
8424109000	Fire extinguishers,whether/not chargedfor oth aircraft use	25.171	342.217	240.126	1.593.955
8424201900	Spray guns&similar appliances for othagricult/horticultural,electric operat	3.549	19.941	62.616	313.680
8424202900	Spray guns&similar appliances for othagricultural/horticultural,not electric	4.156	5.116	9.033	28.929
8424301000	Steam/sand blasting machines,electrically operated	138.944	777.721	988.360	7.227.515
8424302000	Steam/sand blasting machines,not electrically operated	13.000	110.170	38.653	465.121
8424811000	Oth.mech appliances for agricultural/hortikultural, drip irrigation systems	37	22.142	5.032	242.254
8424812000	Oth.mech appliances for agricultural/horti,oth drip irrigation systems,elect	23.281	86.334	318.872	703.681
8424813000	Oth.mech appliances for agricultural/horti,hand-operated insecticide sprayers	24.757	233.661	129.056	930.584
8424814000	Oth.mech appliances for agricultural/hortikultural, not electrically operated	37.042	157.987	69.073	490.253
8424891000	Hand operated household sprayers ofcapacity not exceeding 3 l	15.073	79.962	117.151	1.455.590
8424892000	Oth appliances oth. agri/horticultural,spray heads with dip tubes	33.647	311.073	221.447	1.671.668
8424894000	Wet processing equipment,by projecting,dispersing/spraying of chemical,etc	1.472	32.229	11.838	310.688
8424895000	Oth appliance for projecting,dispersing/spraying liquids/powders/fire,electric	55.627	315.073	427.025	2.230.922
8424899000	Oth appliance for projecting,dispersing/spray liquid/powders/fire,not electric	53.720	491.986	511.933	6.827.494
8424901100	Parts of fire extinguisher,electricallyoperated	2.979	19.799	14.668	821.957
8424901900	Parts of fire extinguisher, not electricoperated	42.904	637.163	313.323	5.863.061
8424902100	Parts of spray guns, of good of subhead8424.20.11,electrically operated	0	908	0	3.263
8424902300	Parts of spray gun,oth of good of subhd8424.20.11,electrically operated	6.239	22.221	76.628	206.386
8424902400	Parts of spray gun, of goods of subhead8424.20.11,not electrically operated	6.185	12.834	17.045	45.255
8424902900	Oth parts of spray guns and similarappliances	13.935	38.948	269.433	934.494
8424903100	Parts of steam/sand blasting mach &similar jet projecting mach,electric	5.900	42.463	51.413	398.578
8424903200	Parts of steam/sand blasting mach &similar jet projecting mach,non electric	23.114	69.396	94.140	358.404
8424909100	Parts of oth appliance of subhead8424.81.10/8424.81.20	220	26.275	13.228	58.202
8424909200	Parts of oth appliance of subhead8424.81.30/8424.81.40	813	49.273	8.133	132.615
8424909900	Oth mechanical appliances(whether/nothand operated)	55.559	508.211	788.945	5.579.404
8425110000	Pulley tackle & hoists oth than skipfor raising vehicles, by electric motor	85.534	668.238	1.187.471	6.678.719
8425190000	Pulley tackle & hoists oth than skipfor raising vhcles,oth by electric motor	151.131	853.468	334.650	5.261.637
8425310000	Oth winches; capstans,poweredby electric motor	77.371	573.905	306.651	4.107.156
8425390000	Oth winches;capstans,oth than poweredby oth electric motor	473.021	5.267.531	4.707.517	40.464.084
8425410000	Jacks hoists of built in jacking systemof a type used in garages	64.441	469.739	177.158	1.667.670
8425421000	Jacks used in tipping mechanism forlorries	9.776	68.121	34.278	255.268
8425429000	Oth jacks and hoists, hydraulic	499.473	4.520.571	663.053	19.041.614
8425491000	Oth jacks;hoists of a kind used forraising vehicles, electrically operated	37.462	183.028	186.028	1.357.930
8425492000	Oth jacks;hoists of a kind used forraising vehicles, not electric operated	45.010	762.858	96.132	4.675.590
8426110000	Overhead traveling cranes on fixedsupport	724.551	2.580.145	1.110.000	14.264.373
8426120000	Mobile lifting frames on tyres andstraddle carries	229.208	1.093.568	4.877.401	7.987.009
8426191000	Bridge cranes and gantry cranes	12.191	2.285.726	183.340	10.444.273
8426199000	Oth bridge cranes and gantry cranes	3.068.543	18.343.411	3.129.810	68.963.495
8426200000	Tower cranes	240.072	1.822.671	570.614	4.991.877
8426300000	Portal/pedestal jib cranes	10.880	735.298	125.182	7.619.501
8426410000	Oth machinery,self propelled,on tyres	316.779	1.440.074	963.216	9.549.795
8426490000	Oth machinery,self propelled,oth thanon tyres	379.096	2.335.615	2.844.867	16.359.099
8426910000	Oth derricks machin designed formounting on road vehicles	4.820	439.679	19.633	1.421.686
8426990000	Oth derricks mach oth designed formounting on road vehicles	48.706	1.015.846	209.339	7.762.581
8427100000	Self-propelled trucks powered by anelectric motor	312.313	1.564.098	1.365.046	8.625.018
8427200000	Oth self-propelled trucks	741.871	5.612.528	3.017.914	27.362.371
8427900000	Oth trucks	203.831	2.418.018	1.141.669	11.711.047
8428101000	Passenger lifts	680.454	4.645.143	2.528.976	18.576.328
8428102100	Oth lifts of a kind used in buildings	1.650	33.246	11.068	65.170
8428102900	Oth lifts oth than of a kind used inbuildings	1.160.960	3.037.930	5.328.245	15.894.477
8428109000	Skip hoists	643	36.496	3.243	159.224
8428201000	Pneumatic elevators and conveyorsfor agricultural use	19.571	158.453	226.500	1.023.956
8428202000	Automated machines for the transport,handling & storage of PCB/PWBs/PCAs	782	17.488	14.288	399.423
8428209000	Oth pneumatic elevators & conveyors	97.150	841.646	772.810	10.605.255
8428310000	Oth continuous act elevators &conveyorsspecially designed for underground use	95.421	240.812	207.174	661.881
8428321000	Oth continuous act elevators &conveyorsof bucket type,used for agri type	1.650	28.368	22.000	413.138
8428329000	Oth continuous act elevators &conveyorsof bucket type,oth used for agri type	180.206	1.480.511	963.753	5.016.614
8428331000	Oth continuous act elevators &conveyorsof belt type, of agricultural type	67.973	105.669	364.320	523.025
8428332000	Automated mach for the transport,hand& storage of PCB/PWBs,belt type	0	274.650	0	1.226.310
8428339000	Oth continuous act elevators &conveyors,oth of belt type	767.543	2.204.079	5.835.699	14.715.422
8428391000	Pneumatic elevators and conveyorsof agricultural type	309.315	628.124	392.010	1.026.009
8428393000	Oth automated machin for transport,hand & storage of PCB/PWBs/PCAs	0	129.521	0	903.075
8428399000	Oth continuous-action elevators &conveyors, for goods/materials	374.254	2.335.971	3.412.759	15.868.818
8428400000	Escalators and moving walkways	172.267	2.302.452	352.701	5.197.780
8428600000	Teleferics, chair-lifts, ski-draglines;traction mechanisms for funiculars	0	11.052	0	208.569
8428902000	Oth lifting,handling, loading/unloadingmach,hand&storage of PCB/PWBs/PCAs	115	3.080	151	47.556
8428909000	Oth mach,oth than lift,handl,load/unloadmach,hand&storage of PCB/PWBs/PCAs	129.034	1.286.851	1.524.844	14.306.536
8429110000	Track laying, bulldozers and angledozers	1.291.930	8.204.218	9.375.694	69.825.158

I.3. IMPOR MENURUT KOMODITI / IMPORT BY HS COMMODITY
*****AGUSTUS / AUGUST 2009 *****

H S	Uraian Komoditi Commodity Description	Berat Bersih / Net Weight (Kg)		Nilai / Value C.I.F (US\$)	
		Bulan ini	Kumulatif	Bulan ini	Kumulatif
		Current Month	Cum.Jan. to date	Current Month	Cum.Jan. to date
8429190000	Bulldozer & angledozers oth track laying	73.591	2.913.774	170.166	18.376.443
8429200000	Graders and levellers	615.826	4.527.866	5.137.058	39.929.264
8429300000	Scrapers	1.963	24.237	2.532	153.588
8429401000	Road rollers	194.378	1.174.773	635.534	2.712.622
8429403000	Tamping machines	157.723	1.307.731	494.372	6.661.428
8429510000	Front-end shovel loaders,mechanicalexcavators and shovelloaders	394.322	5.778.586	1.680.596	32.755.319
8429520000	Mach with a 360,revolving super struct,mach shovels,excavators and shove load	7.364.709	33.382.651	37.665.825	204.675.466
8429590000	Mech shovels,excavators & shove loaderoth front-end shovel, mach. with a 360	584.590	5.039.091	1.647.008	28.826.922
8430100000	Pile-drivers and pile-extractors	197.231	1.705.596	871.000	9.284.852
8430200000	Snow-ploughs and snow-blowers	10.120	10.893	24.794	28.004
8430310000	Coal/rock cutters and tunnelingmachinery, self-propelled	1.772	180.957	7.831	1.412.902
8430490000	Coal/rock cutters and tunnelingmachinery,oth than self-propelled	153.008	300.414	728.321	2.619.695
8430410000	Oth boring/sinking machineryself-propelled	401.372	1.838.629	4.555.663	25.699.816
8430491000	Wellhead platforms & integrated producmodules for use in drilling production	233.864	1.785.203	1.232.862	12.487.918
8430499000	Oth wellhead platforms & integrat prodmodules for use in drilling production	1.477.577	8.741.915	13.911.887	71.006.658
8430500000	Oth moving,grading,levelling,scrappingmachinery, self-propelled	5.369	566.818	8.440	4.412.679
8430610000	Tamping/compacting machinery,not self-propelled	26.554	196.646	117.644	1.200.694
8430690000	Oth machinery of hedaing 84.30, notself-propelled	6.863	121.889	106.595	1.371.594
8431101300	Parts suitable for of goods of subhead8425.19,8425.39or8425.49,electri operat	9.777	268.016	76.967	1.263.398
8431101900	Oth parts suitable for of goods ofheading 84.25,electrically operated	9.824	273.099	139.589	2.176.414
8431102200	Part suitable for goods of sub 8425.11,842520,8425.31,8425.41,8425.42,not elec	90.106	304.372	376.746	2.225.753
8431102900	Oth parts suitable for of goods ofheading 84.25,not electrically operated	43.132	166.887	151.032	2.106.875
8431200000	Parts suitable for goods of head 84.27	144.059	428.650	646.356	3.295.200
8431311000	Parts of goods of shd 8428.10.(21,29),8428.10.90,of lift skip hoist/escalators	138.719	944.589	377.402	2.751.006
8431312000	Parts of goods of shd 8428.10.10),8428.40.00,of lift skip hoist/escalators	151.666	708.066	346.543	2.785.512
8431391000	Part suitable for goods sub 8428.20.10,8428.32.10, 8428.33.10/8428.39.10	1.158	57.780	20.017	594.300
8431392000	Parts suitable for goods of subheading8428.90	1.883	113.047	3.419	1.787.069
8431394000	Part of auto mach. for trnsport/storageof PCB/PWBs/PCAs	748	23.940	10.366	314.677
8431399010	Part of oth lift,handl/load mach,telph/conveyor	380.973	1.838.711	8.301.024	25.301.550
8431399090	Oth parts of machinery of head 84.25	64.508	387.388	464.479	5.071.217
8431410000	Buckets, shovels, grabs and grips,ofmach of head 84.26, 84.29/84.30	216.911	3.066.817	1.697.463	13.636.412
8431420000	Bulldozer/angledozer blades of machof heading 84.26, 84.29/84.30	339.433	2.382.057	1.428.789	8.397.517
8431430000	Parts of boring/sinking mach of subhead8430.41/8430.49	2.761.264	15.690.773	39.715.706	229.980.504
8431491000	Parts of machinery of heading 84.26	128.340	1.007.194	1.088.810	11.900.549
8431492000	Cutting edges/end bits forscrapers,graders/levellers	331.415	3.420.587	957.176	9.512.889
8431493000	Parts of road rollers	749.218	1.169.792	484.922	2.338.934
8431499000	Oth parts of machinery of heading84.26, 84.29/84.30	2.711.160	21.207.427	14.250.901	146.962.736
8432100000	Ploughs	7.157	80.313	25.017	262.760
8432210000	Disc harrows	2.300	31.622	2.760	130.567
8432290000	Scarifiers, cultivators, weeders, hoesand oths harrows	11.944	128.561	65.206	553.384
8432300000	Seeders, planters and transplanters	3.109	17.029	29.856	160.458
8432400000	Manure spreaders & fertiliser distributo	0	19.613	0	408.928
8432801000	Oth machinery for soil preparation/cultivation;of agricult/horticultur typ	24.809	76.055	189.200	1.128.668
8432802000	Lawn/sports-ground rollers	0	4.095	0	73.372
8432809000	Oth machinery for soil preparation/cultivation	953	19.566	1.082	69.156
8432901000	Parts of machinery of subheading8432.80.90	5.002	11.856	32.056	103.829
8432902000	Parts of lawn/sport-ground rollers	0	334	0	9.387
8432909000	Parts oth machinery for soilpreparation/cultivation	810	321.241	29.868	2.808.129
8433110000	Mowers for lawns,parks/sports-groundswith the cutting device rotate horizont	18.208	291.440	58.575	1.064.643
8433191000	Mowers for lawns,parks/sports-groundsmannually operated	300	300	2.229	2.229
8433199000	Oth mowers for lawns, parks/sportgrounds,oth than manually operated	184.472	750.322	511.111	2.498.871
8433200000	Oth mowers,including cutter bars fortractor mounting	17.620	35.663	129.735	417.969
8433300000	Oth haymaking machinery	0	4.741	0	83.409
8433400000	Straw/fodder baler,including pick-up	0	10	0	308
8433510000	Combined harvester-threshers macinery	3.470	19.978	217.026	267.520
8433520000	Oth threshing machinery	0	5.686	0	116.193
8433530000	Root/tuber harvesting machines	0	390	0	6.963
8433591000	Cotton pickers and cotton gins	0	2.057	0	10.065
8433599000	Oth cotton pickers and cotton gins	0	10.376	0	45.725
8433601000	Machin for cleaning,sorting/grading eggfruit/oth agricultur prod,electric	434	16.101	6.810	157.589
8433602000	Machin for cleaning,sorting/grading eggfruit/oth agricultur prod,not electric	0	2.720	0	245.519
8433901000	Part mach:castor,of diameter(inc yres)>100mm,<= 250mm,width wheel =30mm	129	3.863	2.500	165.997
8433902000	Parts mach:castor,oth of goods of subhd8433.11/8433.19.90	5.537	53.672	11.173	197.358
8433903000	Parts mach:castor,oth of goods of subhd8433.19.10	4.697	6.715	38.125	41.709
8433909000	Parts mach: oth castors	44.601	85.462	142.240	347.998
8434101000	Milking machines, electricallyoperated	0	3.820	0	14.641
8434201000	Dairy machinery, electrically operated	7.225	71.882	606.475	2.656.813
8434901000	Parts of milking & dairy mach.of electoperated machines	3.708	64.161	64.352	1.504.474
8434902000	Parts of milk & dairy mach of non electoperated machines	1.998	12.153	27.878	496.299
8435101000	Presses,crushers & manufacture of wine,cider,fruit juices,electric operated	2.113	136.221	10.912	686.886
8435102000	Presses,crushers & manufacture of wine,cider,fruit juices,not electri operated	9.588	11.795	12.833	20.179
8435901000	Parts of presses,crushers & manufactureof wine,cider,fruit juices,electr opera	2.245	118.281	17.103	621.537

I.3. IMPOR MENURUT KOMODITI / IMPORT BY HS COMMODITY
*****AGUSTUS / AUGUST 2009 *****

H S	Uraian Komoditi Commodity Description	Berat Bersih / Net Weight (Kg)		Nilai / Value C.I.F (US\$)	
		Bulan ini Current Month	Kumulatif Cum.Jan. to date	Bulan ini Current Month	Kumulatif Cum.Jan. to date
8435902000	Parts of presses,crushers & manufactureof wine,cider,fruit juices,not electric	26.705	112.649	38.850	418.410
8436101000	Machinery for preparing animal feedingstuffs, electrically operated	37.839	300.825	295.650	2.653.029
8436102000	Machinery for preparing animal feedingstuffs, not electrically operated	0	24.524	0	66.114
8436211000	Poultry incubators & brooders,electrically operated	3.000	113.085	12.000	1.279.128
8436212000	Poultry incubators & brooders,not electrically operated	0	11.006	0	119.798
8436291000	Oth poultry-keeping machinery,electrically operated	239	186.595	4.215	929.623
8436292000	Oth poultry-keeping machinery,not electrically operated	40.268	338.422	90.307	729.916
8436801100	Germination plant mach, agriculturalor horticultural type,electric operated	0	7.415	0	52.477
8436801900	Oth germination plant machineryelectric operated	62	3.413	1.190	226.119
8436802100	Germination plant machin, agriculturalor horticultural type,not electric	77.195	130.216	84.734	183.454
8436802900	Oth germination plant machinery, notelectric operated	7.462	15.260	9.980	109.636
8436911000	Parts of poultry-keeping machinery/poultry,incubator & brooders,electric	35.666	358.496	237.275	1.810.659
8436912000	Parts of poultry-keeping machinery/poultry,incubator&brooders,not electric	7.086	40.703	144.710	363.234
8436991100	Parts oth of poultry-keeping machin,agri & horti type,electric operated	8.301	91.824	3.609	310.336
8436991900	Parts oth of poultry-keeping machin,oth than agri&horti type,elect operated	64.441	184.380	229.836	1.349.394
8436992100	Parts oth of poultry-keeping machin,agri & horti type,not electric operated	1.860	19.934	16.444	245.729
8436992900	Parts oth of poultry-keeping machin,oththan agri&horti type,not elect operated	47.903	314.016	826.022	2.440.323
8437101000	Machinery for bread grains;winnowing &cleaning machin, electrically operated	18.730	765.478	22.695	7.962.438
8437103000	Mach for clean,sorting/grad seed,graintdried leguminous vegetables,oth, elect	122.476	426.741	870.976	2.498.603
8437104000	Mach for clean,sorting/grad seed,graintdried leguminous vegetable,oth,not elect	0	8.842	0	150.274
8437801000	Machinery for rice hullers & cone typerice mills,electrically operated	157.727	503.047	166.706	791.566
8437802000	Machinery for rice hullers & cone typerice mills,not electrically operated	45.606	646.427	48.862	607.866
8437803000	Machinery for industrial type coffeeand corn mills,electrically operated	21.500	35.482	69.030	561.949
8437804000	Machinery for industrial type coffee& corn mills,not electrically operat	35.374	182.411	40.031	198.669
8437805100	Polishing machines for rice,sifting andsieving,bran cleaner,electric operate	4.778	184.295	8.485	1.030.563
8437805900	Oth polishing mach for rice,sifting andsieving,bran cleaner,electric operate	128.213	404.835	809.995	1.651.788
8437806100	Polishing machines for rice,sifting andsieving,bran cleaner,not electric	146.275	635.636	132.607	701.040
8437806900	Oth polishing mach for rice,sifting andsieving,bran cleaner,not electric	2.419	174.682	2.438	525.578
8437901100	Parts of machin of subheading 8437.10,electrically operated	29.277	160.722	107.593	1.996.958
8437901900	Parts of machines oth than of subhead8437.10,electrically operated	76.104	695.243	111.679	1.468.444
8437902100	Parts of machines of subheading 8437.10,not electrically operated	450	3.920	6.000	64.388
8437902900	Oth parts of machines of subheading8437.10, not electrically operated	201.550	921.052	204.635	4.609.504
8438101000	Bakery mach,macaroni,spaghetti/similarproducts, electrically operated	251.887	990.036	3.209.101	9.547.163
8438102000	Bakery mach,macaroni,spaghetti/similarproducts, not electrically operated	24.424	188.384	46.611	2.116.316
8438201000	Mach for the manufac of confectionary,cocoa/chocolate, electrically operated	64.144	614.198	1.104.429	8.577.231
8438202000	Mach for the manufac of confectionary,cocoa/chocolate,not electric operated	4.795	19.443	32.650	598.579
8438301000	Mach for sugar manufac, electricallyoperated	48.601	246.845	517.743	2.392.569
8438302000	Machinery for sugar manufacture,not electrically operated	0	980.550	0	5.064.158
8438401000	Brewery machinery, electrically operated	10.414	10.414	504.995	504.995
8438402000	Brewery machinery, not electricallyoperated	0	255	0	13.716
8438501000	Mach for the preparation of meat/poultry,electrically operated	39.459	151.078	760.289	2.365.054
8438502000	Mach for the preparation of meat/poultry,not electrically operated	3.543	39.538	4.981	68.095
8438601000	Machiner for the preparation of fruits,nuts/vegetab, electrically operated	37.780	175.608	307.554	2.133.966
8438602000	Machiner for the preparation of fruits,nuts/vegetab, not electric operated	56.335	320.317	84.755	460.763
8438801100	Coffee pulpers, electrically operated	19.899	70.871	285.382	2.506.732
8438801200	Coffee pulpers, not electricallyoperated	0	3.680	0	41.740
8438809100	Oth coffee pulpers,electric operated	139.472	555.378	1.634.446	8.983.256
8438809200	Oth coffee pulpers,not electric operated	7.360	192.518	29.218	187.370
8438901100	Parts of goods of subheading 8438.30.10electrically operated	0	66.956	0	321.944
8438901200	Part of coffee pulper,electric operatedmachines	765	8.000	15.473	60.711
8438901900	Parts of oths goods of heading 84.38electrically operated	66.304	258.634	5.011.213	7.089.221
8438902100	Parts of goods of subheading 8438.30.20not electrically operated	1.831	83.263	25.261	435.978
8438902900	Parts of oth goods of heading 84.38.20of coffee pulpers,not electric operated	23.091	554.517	616.393	4.723.906
8439100000	Machinery for making pulp of fibrouscellulosic material	36.136	328.703	665.475	4.417.479
8439200000	Machinery for making paper/paperboard	44.696	4.540.406	180.618	31.893.979
8439300000	Machinery for finishing paper/paperboard	252.858	1.599.852	7.192.947	25.275.047
8439911000	Part of machin for mak pulp of fibrouscellulosic material,electrically operat	14.746	183.745	172.664	4.815.093
8439912000	Part of machin for mak pulp of fibrouscellulosic material,not electric operat	12.377	135.741	559.284	4.767.641
8439991000	Parts for making/finishing paper/paperboard, electrically operated	241.313	3.898.770	4.282.075	72.500.306
8439992000	Parts for making/finishing paper/paperboard, not lectrically operated	126	2.447	27.565	59.992
8440101000	Book-binding mach, includ book-sewing,electrically operated	30.084	257.079	615.216	2.440.941
8440102000	Book-binding mach, includ book-sewing,not electrically operated	2.666	33.977	5.200	91.578
8440901000	Mach of book binding & sewing machineselectrically operated machines	105	1.826	14.323	119.267
8440902000	Parts of book binding & sewing machinesnot electrically operated machines	14	1.436	932	37.561
8441101000	Cutting machines, electrycally operated	257.522	2.141.118	1.001.378	13.071.366
8441102000	Cutting mach, not electrycally operated	12.209	95.842	50.066	847.718
8441201000	Machin for making bags,sacks/envelopeselectrically operated	21.236	383.493	151.907	4.827.542
8441202000	Machin for making bags,sacks/envelopesnot electrically operated	0	9.953	0	404.133
8441301000	Mach for mak cartons,boxes,cases,tubedrum/similar containers,electric operat	34.327	315.792	126.249	2.480.403
8441302000	Mach for making carton,boxes,cases,tubedrums/similar containers,not electric	0	2.197	0	11.796
8441401000	Machines for moulding articles in paperpulp,paper/paperboard,electri operat	26.879	519.141	117.695	6.358.952
8441402000	Machines for moulding articles in paperpulp, paper/paperboard, not electric	127	175	300	28.547

I.3. IMPOR MENURUT KOMODITI / IMPORT BY HS COMMODITY
*****AGUSTUS / AUGUST 2009 *****

HS	Uraian Komoditi Commodity Description	Berat Bersih / Net Weight (Kg)		Nilai / Value C.I.F (US\$)	
		Bulan ini	Kumulatif	Bulan ini	Kumulatif
		Current Month	Cum. Jan. to date	Current Month	Cum. Jan. to date
8441801000	Oth machinery for making up paper pulp,paper/paperboard,electrically operat	110.082	940.541	818.435	10.484.766
8441802000	Oth machinery for making up paper pulp,paper/paperboard,not electric operat	0	26.304	0	237.051
8441901000	Part of machin for mak up paper pulp,paper/paperboar,cutting mach,elec opert	62.552	657.908	1.084.916	15.926.080
8441902000	Parts of machin for mak up paper pulp,paper/paperboa,cutting mach,not elec op	871	17.920	3.411	342.927
8442301000	Machinery, apparatus and equipment,electrically operated	37.587	173.938	361.276	4.969.071
8442302000	Machinery, apparatus and equipment,not electrically operated	432	20.532	9.213	181.126
8442401000	Parts of electrically operated machin,apparatus/equipment	2.195	45.717	44.276	552.038
8442402000	Parts of the foregoing mach,apparatus/equipment,non electrically operated	3.797	27.292	67.371	501.113
8442500000	Plate,cyls&oth.print comp.plates,cyl &lithograph stones,prepared print purpose	73.787	229.383	1.105.190	3.856.208
8443110000	Print.mach.used for print by mean platescyl&oth print,offset print mach,reel fed	252.761	1.625.158	2.209.439	7.040.730
8443120000	Print.mach.use,print by mean plate cyl&oth print,offset print mach,sheetfed,off	19.005	333.017	10.650	5.557.632
8443130000	Oth offset printing machinery	203.231	1.680.454	1.877.191	17.609.694
8443140000	Letterpress printing mach, reel-fed,excluding flexographic printing	17.181	115.513	113.962	494.189
8443150000	Letterpress printing mach,oth than reelfed, excluding flexographic printing	35.567	46.836	66.363	88.318
8443160000	Flexographic printing machinery	105.051	424.400	962.033	3.385.889
8443170000	Gravure printing machinery	15.175	448.477	128.906	5.027.445
8443190000	Oth than gravure,flexografhic,letterpress,oth offset printing mach	233.934	1.486.188	3.313.428	27.014.277
8443311010	Printer-copier,ink-jet,color,capable ofconnecting to a data machine/network	411.122	2.082.213	3.196.591	20.132.197
8443311090	Printer-copier,ink-jet proces,no color,capable of connect to data mach/network	25.115	58.722	305.111	623.039
8443312010	Printer-copier,laser proces,color,capable connect to data mach/network	1.676	28.367	55.203	1.234.646
8443312090	Printer-copier,laser proces,no color,capable connect to data mach/network	34.958	447.103	424.716	6.416.806
8443320010	Combination printer-copier-facs mach,color,connect to data mach/network	66.236	391.665	1.034.455	6.543.747
8443313090	Combination printer-copier-facs mach,no color,connect to data mach/network	20.389	205.691	387.634	3.156.960
8443319010	Oth mach which perform >= 2 functionof printing,copying/facsimile; color	5.943	6.565	31.849	63.986
8443319090	Oth mach which perform >= 2 function ofprinting,copying/facsimile,no color	6.370	73.739	177.352	1.390.533
8443321010	Dot matrix printer,color,capable ofconnect to data machine/network	0	1.759	0	170.566
8443321090	Dot matrix printer,no color,capable ofconnect to data machine/network	123.581	671.592	3.543.088	21.230.502
8443322010	Ink-jet printer,color,capable ofconnect to a data machine/network	618.074	3.299.482	5.754.310	29.764.745
8443322090	Ink-jet printer,no color,capable ofconnect to a data machine/network	22.809	135.100	372.456	2.399.543
8443323010	Laser printer,color,capable of connecto a data machine/network	12.125	86.011	292.802	1.619.410
8443323090	Laser printer,no color,capable ofconnect to a data machine/network	4.720	97.993	79.468	1.585.692
8443324090	Facsimile machine,no color,capable ofconnect to a data machine/network	5.656	56.741	116.711	874.264
8443325010	Mach of screen print machinery,color,capable of connect to data mach/network	0	369	0	27.929
8443325090	Mach of screen print machinery,no color,capable of connect to data mach/network	1.961	6.701	2.767	169.308
8443329010	Mach of oth material,color,capable ofconnect to data machine/network	272	13.414	7.164	370.552
8443329090	Mach of oth material,no color,capableof connect to data machine/network	367	2.338	27.378	97.378
8443391100	Electrostatic photocopy apparatus,directprocess, color	608	957	9.717	79.571
8443391900	Electrostatic photocopy apparatus,directprocess, no color	592.294	2.834.989	722.557	3.384.134
8443392010	Electrostatic photocopy apparatus,in-direct process,color	1.336	3.553	39.882	126.269
8443392090	Electrostatic photocopy apparatus,in-direct process,no color	22.988	160.296	490.218	3.769.306
8443393090	Oth photocopy apparatus incorporating,optical system,no color	1.213	66.166	40.777	672.559
8443394090	Ink-jet printer,no color,not capableof connect to data machine/network	27	124	1.320	18.720
8443399010	Oth print mach,color,not capable ofconnect to data machine/network	0	35	0	2.041
8443399090	Oth print mach,no color,not capable ofconnect to data machine/network	19	2.423	1.663	98.241
8443910000	Part & accessori of print machinery usedfor print by component of head 84.42	742.395	3.712.739	40.404.555	234.370.221
8443991000	Part & accessori of screen print machi-nerly for manufact of print circuit board	1.517	22.995	243.712	2.020.008
8443992000	Ink-filled printer cartridges	131.805	979.907	2.338.201	21.163.416
8443993000	Paper feeders and sorters	5	4.490	37	82.638
8443999000	Oth part & accessori of screen printingmachinery	557.271	3.831.782	10.699.125	87.110.878
8444100000	Mach for extrude,texture/cut man-madetextile material,electric operate	21.483	334.945	20.911	4.875.289
8444200000	Mach for extrude,texture/cut man-madetextile material,not electric operate	0	9.384	0	29.200
8445111000	Carding machines,electrically operated	400.648	495.003	2.308.620	2.826.608
8445112000	Carding machines,not electricallyoperated	0	6.385	0	124.951
8445121000	Combing machines, electrically operated	63.428	68.503	62.000	195.357
8445122000	Combing machines, not electricallyoperated	0	346	0	1.486
8445131000	Drawing/roving machines,electricallyoperated	19.306	217.803	91.130	1.714.593
8445132000	Drawing/roving machines,not electrically operated	0	12.900	0	59.500
8445191000	Other machines for preparing textilefibres; electrically operated	4.613	393.517	280.940	2.813.004
8445192000	Other machines for preparing textilefibres; not electrically operated	0	357	0	749
8445201000	Textile spinning machines;electrically operated	217.069	618.113	982.978	4.165.514
8445202000	Textile spinning machines;not electrically operated	0	3.560	0	33.786
8445301000	Textile doubling/twisting machines;electrically operated	16.606	532.512	110.092	1.529.773
8445302000	Textile doubling/twisting machines;not electrically operated	56.542	56.542	28.540	28.540
8445401000	Textile winding(including weft-winding)or reeling machin,electrically operated	47.115	403.181	594.032	5.503.761
8445402000	Textile winding(including weft-winding)or reeling machin,notelectric operated	8.479	24.633	4.281	32.730
8445901000	Oth machinery for preparing textile,electrically operated	48.292	353.199	194.824	1.684.559
8445902000	Oth machinery for preparing textile,not electrically operated	0	99.320	0	314.376
8446101000	Machines for weaving fabrics of a width<= 30 cm, electric operated	28.938	345.989	626.709	1.564.436
8446102000	Machin for weaving fabrics of a width<= 30 cm,not electric operated	0	2.895	0	14.656
8446210000	Machine for weaving fabrics of a width> 30 cm, Power looms, shuttle type	0	82.163	0	387.918
8446290000	Machine for weaving fabrics of a width>30 cm, Oth than Pwr looms,shuttle type	512.665	2.873.665	2.257.020	13.632.447
8446300000	Machine for weaving fabrics of a width> 30 cm, shuttleless type	66.477	1.494.539	127.200	4.384.335

I.3. IMPOR MENURUT KOMODITI / IMPORT BY HS COMMODITY
*****AGUSTUS / AUGUST 2009 *****

H S	Uraian Komoditi Commodity Description	Berat Bersih / Net Weight (Kg)		Nilai / Value C.I.F (US\$)	
		Bulan ini	Kumulatif	Bulan ini	Kumulatif
		Current Month	Cum.Jan. to date	Current Month	Cum.Jan. to date
8447111000	Circular knitting mach,cylinder diamtr<= 165 mm, electrically operated	40.900	383.429	886.789	3.002.891
8447112000	Circular knitting mach,cylinder diamtr<= 165 mm,not electrically operated	0	17.830	0	422.610
8447121000	Circular knitting mach,cylinder diamtr>165 mm, electrically operated	112.629	550.841	1.340.173	4.012.321
8447201000	Flat knitting & stitch bonding machine,electrically operated	92.276	673.421	635.710	9.007.242
8447202000	Flat knitting & stitch bonding machine,not electrically operated	25.484	211.012	74.644	2.612.566
8447901000	Machines for making gimped yarn,tulle,lace&mach for tufting,electric operated	165.739	1.089.735	1.196.649	7.797.771
8447902000	Machines for making gimped yarn,tulle,lace&mach for tufting,not elec operated	33.286	190.767	42.076	556.519
8448111000	Dobbies & jacquards, card reducing,electrically operated	105.098	202.516	250.450	834.743
8448112000	Dobbies & jacquards, card reducing, notelectrically operated	478	15.049	1.063	76.912
8448191000	Oth auxiliary machin for mach of heading84.44, 84.45, 84.46, 84.47, electric	33.841	315.297	141.963	1.617.121
8448192000	Oth auxiliary machin for mach of heading8444, 8445, 8446, 84.47, not electric	0	66.973	0	344.924
8448200000	Parts&accessories of mach of heading84.44/their auxiliary machinery	97.224	705.010	912.846	8.843.534
8448310000	Card clothing of mach of heading 84.45	23.060	126.106	267.259	1.680.630
8448320000	Parts&accessories of mach for preparingtextile fibres,other than card clothing	14.284	150.347	110.675	931.559
8448330000	Spindles, spindle flyers,spinning rings,and ring travellers of mach 84.45	11.233	75.432	472.162	2.278.613
8448390000	Other parts & accessories of mach ofhead 84.45/their auxiliary machinery	121.377	1.278.886	2.828.964	16.298.838
8448420000	Reeds for looms, healds & heald-framesfor weaving machines	9.109	67.889	142.594	1.292.841
8448491100	Shuttles, for electrtrically operatedweaving machine	4.521	36.519	71.008	404.017
8448491900	Oth parts & acces, for elect operatedweaving machine	40.636	326.036	573.945	3.310.028
8448492000	Parts & acces, for non electricallyoperated weaving machine	1.351.847	1.376.793	26.506	177.036
8448510000	Sinkers, needles&other articles used informing stitches	8.482	59.097	607.552	5.685.518
8448590000	Othe parts&accessories of mach ofhead 8447/their auxiliary machinery	49.528	331.857	195.585	1.863.973
8449001000	Mach for the manufacture/finishing offelt/nonwovens,electrically operated	22	19.021	1.884	106.592
8449002000	Mach for the manufacture/finishing offelt/nonwovens, not elect operated	0	3.596	0	45.089
8450111000	Household/laundry-type washing machin;fully-automatic mach;capacity <= 6 kg	89.708	1.070.751	279.437	4.528.688
8450119000	Household/laundry-type wash mach;fully-automatic machine;capacity > 6 kg	760.787	5.809.502	3.058.977	23.005.467
8450120010	Household/laundry-type wash mach;built-in centrifugal drier,capacity <= 6 kg	59.543	681.344	269.658	2.833.896
8450120020	Household/laundry-type wash mach;built-in centrifugal drier,capacity > 6 kg	991.805	4.973.253	2.961.615	14.624.609
8450190010	Other household/laundry-type wash mach;dry linen capacity <= 6 kg	0	2.605	0	8.527
8450190020	Other household/laundry-type wash mach;dry linen capacity > 6 kg	27.578	679.044	47.720	1.258.387
8450200000	Household/laundry-type washing mach;a dry linen capacity >10 kg	66.478	750.462	373.669	4.026.201
8450901000	Parts of goods of subheading 8450.20	15.463	55.786	40.886	155.656
8450902000	Parts of goods of subheading 8450.11,8450.12 or 8450.19	352.797	2.463.365	1.116.931	7.997.410
8451100000	Dry-cleaning machines	3.520	41.228	31.834	582.339
8451210000	Drying machines,each of a dry linencapacity not exceeding 10 kg	24.808	96.348	107.356	490.518
8451290000	Drying machines,each of a dry linencapacity exceeding 10 kg	137.194	1.207.438	673.350	5.591.963
8451300000	Ironing machines and presses(including fusing presses)	28.709	162.301	205.043	1.143.942
8451400000	Washing, bleaching or dyeing machines	208.591	1.060.545	1.280.492	7.579.324
8451500000	Mach. for reeling,unreeling,folding,cutting/pinking textile fabrics	35.102	191.412	171.668	1.101.477
8451801000	Other machinery exclude machines of hd84.50; for domestic use	0	7.479	0	49.647
8451809000	Other machinery exclude machines of hd84.50; not for domestic use	27.204	828.650	376.584	6.754.279
8451901000	Parts of machines or dry linen capacityno exceeding 10 kg	163	15.215	2.159	169.489
8451909000	Parts of oth machines of heading 8451	109.356	404.401	336.218	1.988.231
8452100000	Sewing machines of the householdtype	185.634	856.878	382.823	1.546.566
8452210000	Oth sewing machines, automatic units	88.288	750.335	699.793	5.218.068
8452290000	Oth sewing machines, not automatic units	210.855	1.726.538	1.264.780	9.488.802
8452300000	Sewing machine needles	13.576	138.931	74.566	563.672
8452400000	Furniture, bases and covers for sewingmachines and parts thereof	17.864	104.993	11.107	167.194
8452901100	Arms,beds,stands,flywheel,belt guard;treadles/pedals of subhead 8452.10	751	87.786	11.820	284.494
8452901900	Oth part of sewing mach of machinery ofsubheading 8452.10	15.731	145.752	22.846	493.058
8452909010	Arms beds,foot & pedals of mach excludesubheading 8452.10	896	60.414	23.086	227.358
8452909090	Other parts of sewing mach of machineryexclude subheading 8452.10	110.113	1.148.715	310.908	3.229.152
8453101000	Machinery for prepare,tanning/work hides, skins/leather, elect operated	11.060	361.898	99.959	1.264.482
8453102000	Machinery for prepare,tanning/work hides, skins/leather, not elect operated	925	8.466	28.794	76.232
8453201000	Machinery for making/repairingfootwear, electrically operated	104.308	588.838	590.412	4.214.465
8453202000	Machinery for making/repairingfootwear, not electrically operated	24.741	50.361	160.919	314.106
8453801000	Mach for make/repaire other articles ofhides,skins,not sewing machine,electric	36.502	395.336	228.813	5.695.993
8453802000	Mach for make/repaire other articles ofhides,skins,not sewing machin,not elect	4.040	59.003	28.868	248.799
8453900000	Parts of goods of heading 84.53	27.337	297.912	254.562	2.080.842
8454100000	Converters	57	127.458	4.831	1.622.984
8454200000	Ingot moulds and ladles	28.960	463.009	644.350	8.704.547
8454300000	Casting machines	86.208	1.082.395	1.292.850	10.327.894
8454900000	Parts of goods of heading 84.54	220.078	1.045.456	782.795	7.035.422
8455100000	Tube mills	25.971	313.786	179.428	929.642
8455210000	Oth Rolling mills, hot or combination hocold	243.509	702.585	315.594	1.408.353
8455220000	Oth Rolling mills, cold	186.202	364.129	181.749	419.293
8455300000	Rolls for rolling mills	275.748	2.116.186	1.177.999	10.281.806
8455900000	Other parts of metal-rolling millsand rolls therefor.	756.405	3.099.535	2.463.826	11.778.551
8456100000	Machines tool for work any material byremoval material,operat by laser/photon	16.418	46.712	453.144	1.516.361
8456200000	Machines tool for work any material byremoval material,operat by ultrasonic	112	96.621	3.466	157.467
8456300000	Machines tool for work any material byremoval material,electro-discharge	19.060	154.906	275.671	2.846.721
8456901000	Mach tool for mnfact of printed circuit,numerical control,by plasma arc process	4.144	19.502	23.671	116.010

I.3. IMPOR MENURUT KOMODITI / IMPORT BY HS COMMODITY
*****AGUSTUS / AUGUST 2009 *****

H S	Uraian Komoditi Commodity Description	Berat Bersih / Net Weight (Kg)		Nilai / Value C.I.F (US\$)	
		Bulan ini Current Month	Kumulatif Cum.Jan. to date	Bulan ini Current Month	Kumulatif Cum.Jan. to date
8456902000	Wet proces equip for the applicationby immersion of electrochemic solutions	0	501	0	8.939
8456909000	Oth mach tool for work any material byother operating processes	9.941	100.792	236.343	1.859.843
8457100000	Machining centres	109.369	1.204.030	1.094.031	16.429.166
8457200000	Unit construction machines(single-station)	11.804	180.705	21.434	570.104
8457300000	Multi-station transfer machines	18.068	30.395	149.884	317.067
8458100000	Horizontal lathes, numericallycontrolled	215.920	646.625	5.870.062	13.111.046
8458190000	Horizontal lathes,not numericallycontrolled	86.043	859.676	424.564	7.820.350
8458910000	Other lathes, numerically controlled	22.213	269.387	125.347	5.441.551
8458990000	Other lathes,not numerically controlled	113.980	1.377.560	366.287	14.452.930
8459101000	Way-type unit head machineselectrically operated	22.481	120.215	358.628	1.357.787
8459102000	Way-type unit head machines, notelectrically operated	34.145	67.988	325.888	1.230.915
8459210000	Dilling machines, numericallycontrolled	15.032	167.311	303.445	2.743.599
8459291000	Dilling machines, electrically operated	34.709	632.768	127.153	4.527.672
8459292000	Dilling machines, not electricallyoperated	4.405	39.940	111.494	229.158
8459310000	Boring-milling machines, numericallycontrolled	20.214	177.139	61.608	1.091.480
8459391000	Oth boring-milling machines, electricaloperated	20.624	250.148	47.291	952.132
8459392000	Oth boring-milling machines, notelectrically operated	0	21.501	0	423.820
8459401000	Oth boring machines, electricallyoperated	33.249	376.198	218.583	3.644.567
8459402000	Oth boring machines, not electricallyoperated	47.040	105.714	235.532	721.713
8459510000	Milling machines, knee-type,numerically controlled	970	19.746	4.899	85.318
8459591000	Oth milling machines, knee-type,electrically operated	10.289	104.905	94.450	337.977
8459592000	Oth milling machines, knee-type, notelectrically operated	0	6.450	0	29.062
8459610000	Other milling machines, numericallycontrolled	13.600	68.661	153.688	821.879
8459691000	Other milling machines, not nmrclycontrolled, electrically operated	19.588	474.764	251.506	6.728.549
8459692000	Other milling machines, not nmrclycontrolled, not electrically operated	29.690	56.756	127.094	283.699
8459701000	Threading/tapping machines,electrically operated	17.495	387.679	351.841	3.541.955
8459702000	Threading/tapping machines, notelectrically operated	1.171	39.543	1.393	362.893
8460110000	Flat-surface grinding mach,an accuracyof at least 0.01 mm,numeric controlled	7.892	49.515	28.975	890.075
8460191000	Oth flat-surface grinding mach, accuracyof at least 0.01 mm, electric operated	34.767	462.336	395.876	3.239.748
8460192000	Oth flat-surface grinding mach, accuracyof at least 0.01 mm, not elect operated	9.391	74.255	319.997	1.318.169
8460210000	Other grinding mach,an accuracy of atleast 0.01 mm,numerically controlled	2.237	13.738	44.266	306.231
8460291000	Other grinding mach,an accuracy of atleast 0.01 mm, electrically operated	49.346	403.003	337.791	5.034.149
8460292000	Other grinding mach,an accuracy of atleast 0.01 mm, not electric operated	9.778	39.814	52.620	425.024
8460311000	Machine tools, numeric controlled, forsharpen carbide diamet <= 3.175 mm	0	1.401	0	29.891
8460319000	Oth sharpening (tool/cutter grinding)machines,numerically controlled	3.229	40.518	18.906	526.457
8460391000	Oth sharpening (tool/cutter grinding)machines, electrically operated	4.236	42.202	16.791	393.179
8460392000	Oth sharpening (tool/cutter grinding)machines, not electrically operated	204	1.018	192	10.366
8460401000	Honing/lapping mach,electricallyoperated	19.819	117.263	644.885	2.942.807
8460402000	Honing/lapping mach, not electricallyoperated	0	2.166	0	48.673
8460901000	Oth mach-tools for deburring,abrasives/polishing products, electric operat	22.441	145.244	195.977	3.605.971
8460902000	Oth mach-tools for deburring,abrasives/polishing products,not electric operat	4	14.596	148	644.635
8461201000	Shaping/slotting machines,electricallyoperated	54.699	319.433	178.106	1.779.458
8461202000	Shaping/slotting mach,not electricallyoperated	4.218	33.600	8.800	324.673
8461301000	Broaching mach,electrically operated	8.262	29.181	124.486	619.854
8461401000	Gear cutting,gear grinding/gearfinishing mach, electric operated	6.438	226.968	69.632	4.008.004
8461402000	Gear cutting,gear grinding/gearfinishing mach, not electric operated	1.810	107.245	4.033	1.172.807
8461501000	Sawing/cutting-off machines,electrically operated	111.091	692.515	409.478	5.823.914
8461502000	Sawing/cutting-off machines, notelectrically operated	8.227	46.974	24.576	186.384
8461901000	Oth mach-tool for planing/shaping/slottiby cermets, electrically operated	29.996	203.026	103.161	2.231.995
8461909000	Oth mach-tool for planing/shaping/slottiby cermets, not electrically operated	5.617	87.832	50.697	1.365.233
8462101000	Forging/die-stamping machines(including pres) & hammers, electric	491.394	4.825.287	3.156.201	26.382.880
8462102000	Forging/die-stamping machines(includ pres)&hammers,not electric	668	520.299	16.170	4.101.175
8462210000	Bend,fold,straighthen/flattening machine(includ pres),numeric control	12.686	390.770	48.062	3.481.935
8462291000	Bend,fold,straighthen/flattening machine(includ pres),not nmrc control,elect	291.383	1.321.137	795.815	11.260.423
8462292000	Bend,fold,straighthen/flattening machine(incl pres), not nmrc control,not elect	5.966	71.279	29.000	622.186
8462310000	Shearing machine (incl press),oth thancombine punching mach,numeric control	110.113	268.324	2.088.837	3.678.396
8462391000	Shearing machine (incl press),oth thanbine punching mach,not nmrc cntrl,elect	230.094	1.154.507	517.620	6.663.328
8462392000	Shearing mach (incl press),oth than binepunch mach, not nmrc control,not elect	4.299	74.008	35.723	401.403
8462410000	Punching/notching mach,incl comb punch &shearing mach,numeric control	72.143	228.583	1.865.591	2.750.630
8462491000	Punching/notching mach,incl comb punch &shearing mach,not numeric cntrl,elec	75.569	435.692	548.104	4.251.818
8462492000	Punching/notching mach,incl comb punch &shear mach,not numric cntrl,not elect	6.010	69.816	17.076	204.295
8462910000	Hydraulic presses	153.930	1.422.052	419.779	6.091.294
8462991000	Mach for manufac of boxes,cans& similar contain of tin plate, electr.	32.903	274.985	439.630	3.870.452
8462992000	Mach for manufac of boxes,canscontain tin plate,not elect. operated	0	5	0	1.387
8462995000	Oth machine for working metal byforging,hamming,electric operated	163.558	1.638.939	975.884	7.903.465
8462996000	Oth machine for working metal byforging,hamming,not electric operated	37	19.293	93	89.212
8463101000	Draw-benches for bars,tube,profile,wire,or the like, electrically operated	41.961	198.987	706.110	1.377.549
8463102000	Draw-benches for bars,tube,profile,wire,or the like, not electrically operated	0	2.851	0	5.717
8463201000	Thread rolling machines, electricallyoperated	5.283	56.428	29.513	432.697
8463202000	Thread rolling machines,notelectrically operated	0	44.603	0	49.257
8463301000	Machines for working wire,electricallyoperated	36.159	466.768	238.475	3.722.092
8463302000	Machines for working wire, notelectrically operated	581	2.603	2.040	204.128

I.3. IMPOR MENURUT KOMODITI / IMPORT BY HS COMMODITY

***AGUSTUS / AUGUST 2009 ***

HS	Uraian Komoditi Commodity Description	Berat Bersih / Net Weight (Kg)		Nilai / Value C.I.F (US\$)	
		Bulan ini	Kumulatif	Bulan ini	Kumulatif
		Current Month	Cum. Jan. to date	Current Month	Cum. Jan. to date
8463901000	Oth mach tool for work metal/cerments,without remove material,elect operated	257.827	995.063	2.494.722	5.986.079
8463902000	Oth mach tool for work metal/cerments,without remove material,not elect operat	3.206	226.904	20.270	374.236
8464101000	Sawing mach for working stone,ceramics electrically operated	24.723	54.168	48.587	188.155
8464102000	Sawing mach for working stone,ceramicsnot electrically operated	0	95	0	564
8464201000	Grinding/polishing machines,electrically operated	14.724	177.852	46.952	767.021
8464202000	Grinding/polishing machines,not electrically operated	0	3.063	0	48.272
8464901000	Oth mach tool for work stone,ceramics/like mineral material,elect operated	73.794	721.283	440.165	4.096.725
8464902000	Oth mach tool for work stone,ceramics/like mineral material,not elect operate	207.615	279.595	332.959	503.293
8465100000	Mach, can carryout different type opera-tion without tool charge for such operat	20.332	226.893	150.856	1.025.877
8465911000	Sawing machines for scoring PCB/PWB's electrically operated	0	35.750	0	150.426
8465912000	Other sawing mach for scoring PCB/PWB's, electrically operated	34.607	402.285	170.574	1.472.324
8465919000	Other sawing mach for scoring PCB/PWB's, not electrically operated	56.003	290.855	37.956	925.951
8465921000	Mach tools for routing PCB/PWB'ssubstrates,shank dmtr <=3.175 mm	20	52.322	4.778	281.312
8465922000	Oth planing,milling/moulding (bycutting) mach,electrically operated	113.756	639.385	245.773	2.696.262
8465929000	Oth planing,milling/moulding (bycutting)machines,not electric operated	46.447	352.817	269.982	4.873.080
8465931000	Grinding, sanding/polishing machines,electrically operated	78.971	372.047	205.201	1.447.039
8465932000	Grinding, sanding/polishing machines,not electrically operated	891	22.002	6.630	150.659
8465941000	Bending/assembling machines,electrically operated	182.725	266.100	242.198	1.752.385
8465942000	Bending/assembling machines, notelectrically operated	2.480	3.773	2.865	69.731
8465951000	Drilling mach for manufac PCB/PWB's,with a spindle speed > 50.000 rpm	5.494	113.193	171.710	410.445
8465953000	Other drilling/morticing machines,electrically operated	33.426	237.528	68.932	432.918
8465959000	Other drilling/morticing machines, notelectrically operated	15.702	76.364	57.990	553.272
8465961000	Splitting, slicing/paring machines,electrically operated	2.443	375.149	6.181	7.397.629
8465962000	Splitting, slicing/paring machines,not electrically operated	0	26.835	0	91.056
8465993000	Lathes, electrically operated	74.978	134.894	148.826	348.873
8465994000	Lathes, not electrically operated	764	6.313	1.200	7.027
8465995000	Oth mach for deburring surfaces of PCB/PWB's, for scoring laminati presses	3.407	90.890	18.915	323.533
8465996000	Other mach-tools for nailing,stapling,glueing/otherwise assemb,electric	32.242	683.598	114.482	1.811.939
8465999000	Other mach-tools for nailing,stapling,glueing/otherwise assemb,not electric	84.435	494.491	184.672	5.659.746
8466101000	Tool hold.self-open dieheads for 8456.908460.31,8465.91,8465.92,8465.95,8465	66.897	287.443	509.397	4.716.307
8466109000	Other tool holders & self-openingdieheads	64.724	389.216	578.334	5.071.845
8466201000	Work holders for sub 8456.99, 8460.31,8465.91, 8465.92, 8465.95, 8465.99	5.129	23.088	30.710	320.399
8466209000	Work holders for other machine	6.958	147.417	126.064	2.749.335
8466301000	Dividing head,special attach for 8456.908460.31,8465.91,8465.92,8465.95&8465	14.022	74.849	49.096	1.092.389
8466309000	Dividing heads & other specialattachments for oth machine-tools	22.169	124.328	281.580	2.411.694
8466910000	Parts&aces suitable for machine ofheading 84.64	98.867	915.976	422.039	3.014.119
8466921000	Parts&aces suitable for mach subhead8465.92.10, 8465.95.10, 8465.99.50	4.935	115.204	28.726	709.028
8466929000	Parts & acces suitable for mach ofother subheading 84.65	72.436	297.911	474.243	2.611.785
8466932000	Parts&aces suitable for mach subhead8456.90.10,8456.90.20,8460.31.10	2.933	7.725	9.372	148.803
8466939000	Parts&aces suitable for mach ofother headings 84.56 to 84.61	185.048	663.364	1.490.902	15.167.985
8466940000	Parts & acces suitable for machineother headings 84.62 or 84.63	83.119	1.234.215	1.006.845	16.638.458
8467110000	Tool for working in the hand,pneumatic,rotary type (incl rotary percussion)	21.292	83.893	409.988	2.457.439
8467190000	Tool for working in the hand,pneumatic,in other type	10.951	82.568	72.548	848.997
8467210000	Drills of all kinds with selfcontained electric motor	114.609	663.451	237.619	1.575.198
8467220000	Saws with self containedelectric motor	31.287	140.024	48.376	381.050
8467290000	Oth tool for working in the hand,with self-contained electric motor	373.357	2.539.005	771.495	5.141.765
8467810000	Chain saws	98.767	352.469	707.955	1.615.995
8467890000	Oth tool for working in the hand	63.871	653.470	317.246	5.690.009
8467911000	Part of chain saw,of elect-mechanic forwork in hand,self-cont. electric motor	1.591	30.195	4.706	64.970
8467919000	Part of other chain saw	63.736	433.977	381.051	1.424.830
8467920000	Parts of pneumatic tools	3.369	37.707	30.590	520.718
8467991000	Part of tool of subhead 8467.21, 8467.22or 8467.29	68.738	218.493	144.450	510.809
8467999000	Part of tool of oth heading 8467	81.998	692.835	154.533	1.875.912
8468100000	Hand-held blow pipes	418	12.044	4.148	43.057
8468201000	Hand-operated gas welding, brazing/cutting appliances for metal	8.145	84.600	46.715	1.004.644
8468209000	Other gas-operated machinery & apparatus	30.403	435.476	852.357	5.131.839
8468800000	Other machinery and apparatus forsoldering, brazing/welding	21.325	163.468	142.568	1.601.291
8468901100	Parts of goods of subheading8468.10	2.546	4.515	4.157	27.792
8468901200	Parts of goods of subheading8468.20.10	3.036	68.296	16.157	473.971
8468909000	Parts of other Heading 8468	31.706	243.306	296.604	2.066.192
8469001000	Word-processing machines	90.139	273.965	3.631.325	11.466.812
8469009010	Automatic typewriters	3.322	10.439	48.356	139.426
8469009090	Other typewrites	13.782	102.148	73.179	644.117
8470100000	Electronic calculators, cpble of operatiwithout an extnl source electric power	25.752	510.749	350.414	5.917.820
8470210000	Electronic calculating machinesincorporating a printing device	1.703	13.792	32.849	137.371
8470290000	Other electronic calculating machines	13.320	84.487	64.394	609.813
8470300000	Other calculating machines	173.817	763.889	719.325	2.736.010
8470500000	Cash registers	50.571	169.581	1.252.759	5.861.568
8470901000	Postage-franking machines	405	1.440	43.613	149.608
8470902000	Accounting machines	2.121	2.837	6.030	10.270
8470909000	Machines for pocket-size data record,reproduc,display mach with calculat	12.634	30.569	64.534	349.562
8471301000	Handheld computer incl palmtop & PDAs	8.761	34.662	154.683	1.997.458

I.3. IMPOR MENURUT KOMODITI / IMPORT BY HS COMMODITY

***AGUSTUS / AUGUST 2009 ***

H S	Uraian Komoditi Commodity Description	Berat Bersih / Net Weight (Kg)		Nilai / Value C.I.F (US\$)	
		Bulan ini Current Month	Kumulatif Cum.Jan. to date	Bulan ini Current Month	Kumulatif Cum.Jan. to date
8471302000	Laptop incl notebooks	665.730	3.307.730	54.261.521	286.989.030
8471309000	Oth portable digital automatic dataproc mach,weigh not more than 10 kg	270.367	1.156.984	1.005.719	6.937.005
8471411000	Personal computers excl 8471.30with at least a CPU and an input/output	58.950	876.099	2.157.774	22.562.557
8471419000	Personal computers excl 8471.30presented in form of systems	37.477	344.490	1.084.080	13.588.581
8471491000	Oth automatic data processing machineswith at least a CPU and an input/output	185.962	1.117.978	5.614.935	35.965.392
8471499000	Oth automatic data processing machinespresented in form of systems	39.192	459.160	2.123.593	36.667.196
8471501000	Processing units for personal computerother of subhd 8471.41 or 8471.49	211.998	694.888	5.405.390	28.127.285
8471509000	Oth Processing unitsother of subhd 8471.41 or 8471.49	151.610	1.394.906	4.105.235	33.014.271
8471603000	Computer keyboards	135.642	1.016.297	899.183	5.200.424
8471604000	X-ycoordinate input devices,includingmouse,light pens,joystick,track balls	228.228	1.398.654	1.308.589	6.998.701
8471605000	Plotters whether input/output units ofheading 84.71or of heading 90.17	2.833	30.350	162.558	812.766
8471609000	Other input/output units,whether/not contain storg unitsthe same housing	275.431	2.800.640	1.443.502	16.302.759
8471701000	Floppy disk drives	44.656	454.548	3.364.817	35.374.791
8471702000	Hard disk drives	338.886	2.001.496	2.308.843	20.039.953
8471703000	Tape drives	2.363	14.635	247.742	1.726.521
8471704000	Optical disk drives,including cd-romdrives,dvd drives & cd-r drives	186.466	1.523.435	5.456.870	54.477.949
8471705000	Proprietary fomat strge device includ me-dia therefor f automat. dt proc.mach	6.093	84.213	564.700	7.006.516
8471709100	Backup management systems	6.712	91.645	1.531.003	4.567.503
8471709900	Other storage units ofautomatic data processing machine	59.161	297.013	2.094.377	12.051.812
8471801000	Control and adaptor units	48.893	336.593	471.635	4.796.042
8471807000	Sound card and video card	24.352	265.383	258.596	2.336.623
8471809000	Other units of automatic dataprocessing machines	215.554	846.553	5.420.467	38.233.355
8471901000	Bar code readers	704	71.097	42.468	1.724.193
8471902000	Optical character readers,document/image scanners	24.110	192.164	514.002	4.505.949
8471909000	Other units automatic data processingmachines	165.222	911.715	1.569.684	11.269.439
8472101000	Duplicating machines, electricallyoperated	919	17.847	40.128	145.316
8472102000	Duplicating machines, not electricallyoperated	0	980	0	1.932
8472301000	Machin for sorting/folding mail/forinserting mail in envelopes,electric	413	13.219	696	51.091
8472302000	Machin for sorting/folding mail/forinserting mail in envelopes,not elect.	0	3.769	0	22.743
8472901000	Automatic teller machines	160.523	2.004.376	2.913.205	28.497.843
8472902000	Electronic fingerprint identificationsystem	4.255	45.224	71.722	491.685
8472903000	Other office machines,electricallyoperated	40.678	245.966	361.507	2.778.056
8472909000	Other office machines,not electricallyoperated	28.694	206.181	60.062	745.622
8473101000	Printed circuit assemblies for word-processing	1.238	16.347	94.166	443.494
8473109000	Other parts & access of the mach ofheading 84.69	10.711	43.816	771.848	2.518.097
8473210000	Parts & access electronic calculatingmach sub 8470.10, 8470.21/8470.29	187	5.032	2.131	128.326
8473290000	Parts & access of other machines ofheading 84.70	4.686	30.467	262.127	2.081.077
8473301000	Assembled printed circuit boardsfor machines of heading 84.71	385.110	2.956.686	4.228.230	35.168.143
8473309000	Parts & access ofother machines ofheading 84.71	1.054.154	8.746.762	36.571.773	271.028.706
8473401100	Parts including printed circuit assembfor machines of heading 84.72	268	1.353	53.930	214.262
8473401900	Other parts&accessories of the machof heading 84.72,for electric operate	984	38.171	63.239	1.001.362
8473402000	Other parts&accessories of the machheading 84.72,for non electric operate	126	36.422	1.835	77.494
8473501100	Parts&accessories suitable for usewith mach of heading 84.71,electric	77.251	339.983	4.269.469	15.807.432
8473501900	Parts&accessories suitable for usewith mach head 84.69 & 84.72,electric	73.682	356.724	124.860	1.608.296
8473502000	Part&aces suitable for use with machof heading 84.69-84.72,non-electric	350	37.727	146.645	618.390
8474101000	Sorting,screening,separating/washingmachines, electrically operated	69.085	1.271.601	1.411.616	6.775.626
8474102000	Sorting,screening,separating/washingmachines, not electrically operated	628	650.396	11.793	5.964.292
8474201100	Crushing/grinding machines forstone electrically operated	282.244	3.957.779	425.611	8.452.568
8474201900	Crushing/grinding mach for earth,oresoth mineral substances,electric operat	418.980	3.521.169	1.913.398	16.054.862
8474202100	Crushing/grinding mach for stone notelectrically operated	20.000	248.951	28.167	547.748
8474202900	Crushing/grinding mach for earth,oresoth mineral substances,not electric	48.769	1.260.365	51.794	4.526.347
8474311000	Concrete/mortar mixers, electricallyoperated	27.761	226.715	129.583	1.702.597
8474312000	Concrete/mortar mixers, notelectrically operated	7.876	166.108	33.268	1.803.195
8474321000	Mach for mixing mineral substances withbitumen,electrically operated	208.631	1.177.151	865.028	3.245.178
8474322000	Mach for mixing mineral substances withbitumen,not electrically operated	0	16.329	0	83.246
8474391000	Other mixing/kneading machineselectrically operated	92.445	492.962	888.777	5.222.081
8474392000	Other mixing/kneading machines notelectrically operated	9.095	28.485	19.932	304.722
8474801000	Mach for agglomerating,shaping/mauldsolid mineral fuels,electric operat	112.348	897.255	711.431	9.497.459
8474802000	Mach for agglomerating,shaping/mouldsolid mineral fuels,not elect. operat	30.906	103.421	77.111	403.686
8474901000	Parts of mach for heading 8474.10 to8474.80 of electric operated machines	1.065.908	7.493.195	8.580.044	52.282.657
8474902000	Parts of mach for heading 8474.10 to8474.80 of not electric operat mach	28.980	749.910	133.671	4.847.623
8475101000	Mach for assembl electric/electronicclamps tubes/valves,electric operat	4.176	136.630	90.297	2.644.993
8475102000	Mach for assembl electric/electronicclamps tubes/valves,not elect. operated	58	9.507	24.845	119.541
8475210000	Machines for making optical fibresand preforms thereof	0	6.327	0	181.483
8475290000	Other machines for manufacturing/hot working glass/glassware	112.515	372.934	1.468.354	5.732.262
8475901000	Parts of machine for heading 8475.10to 8475.29 of electric operated machin	12.545	319.347	493.638	14.186.458
8475902000	Parts of machine for heading 8475.10to8475.29 of not elect. operated mach	196	19.860	15.523	103.078
8476290000	Other automatic beverage-vendingmachines	0	122.457	0	1.262.614
8476810000	Other automatic goods-vending mach,incorporating heating/refrigerating	0	11	0	173
8476890000	Other automatic goods-vendingmachines	1.317	104.969	46.385	1.003.370
8476901000	Parts of automatic goods-vend machincorpor heating/refriger,elect.operat	38.125	646.695	382.285	8.515.391
8476909000	Parts of automatic goods-vendingmach	38.307	476.212	254.988	8.468.054

I.3. IMPOR MENURUT KOMODITI / IMPORT BY HS COMMODITY
*****AGUSTUS / AUGUST 2009 *****

H S	Uraian Komoditi Commodity Description	Berat Bersih / Net Weight (Kg)		Nilai / Value C.I.F (US\$)	
		Bulan ini	Kumulatif	Bulan ini	Kumulatif
		Current Month	Cum.Jan. to date	Current Month	Cum.Jan. to date
8477101000	Injection-moulding machines formoulding rubber	706.588	3.504.275	7.476.652	26.805.489
8477103100	P.v.c. injection moulding machine	707.755	2.836.652	1.943.155	12.197.707
8477103900	Other injection-moulding machinesfor moulding plastics	93.557	880.095	481.682	4.745.500
8477201000	Extruders for extruding rubber	15.445	201.091	66.193	1.437.954
8477202000	Extruders for extruding plastics	325.491	2.603.834	1.763.960	65.004.488
8477300000	Blow moulding machines	126.124	1.079.169	3.060.130	20.155.858
8477401000	Vacuum moulding & other thermo formingfor moulding/forming rubber	27.350	491.230	473.942	3.088.216
8477402000	Vacuum moulding & other thermo formingfor moulding/forming plastics	146.165	859.602	1.994.680	9.386.460
8477510000	Mach for mould/retread pneunt tyres,for moulding/othwise forming inner tub	70.304	1.331.653	674.878	11.965.624
8477591000	Other machine for moulding/otherwise-forming for rubber	92.936	505.831	313.785	3.893.100
8477592000	Other machine for moulding/otherwise-forming for plastics	3.057	124.198	4.640	256.326
8477801000	Other machinery for rubber,electrically operated	374.670	2.838.582	1.730.577	27.544.791
8477802000	Other mach for rubber,not electricallyoperated	297.295	910.089	1.936.108	8.569.297
8477803100	Lamination presses for the manufactrof PCB/PWBs	214.286	356.003	286.226	1.353.592
8477803900	Other machinery for plastics,electrically operated	31.266	159.572	72.641	1.662.575
8477804000	Other machinery for plastics, notelectrically operated	18.842	213.220	56.150	1.906.173
8477901000	Parts of electrically operatd mach forworking rubber/products from rubber	79.522	794.424	1.676.731	14.724.207
8477902000	Part of nonelectric opratd mach forworking rubb/fr the manuf product rubb	100.333	482.398	2.718.920	8.855.012
8477903200	Pars of lamination presses fr themanuf of PCB/PWBs	8	622	1.469	46.093
8477903900	Oth parts not in 8477.90.31-32	7.328	85.994	251.527	1.580.093
8477904000	Part of non elect.mach fr workig plast/manuf of prodct frm plastic material	38.381	521.548	679.647	3.931.588
8478101000	Machinery for preparing/making uptobacco, electrically operated	471.714	1.199.302	12.676.984	49.071.504
8478102000	Machinery for preparing/making uptobacco, not electrically operated	0	1.047	0	3.845
8478901000	Part of cigar/cigarette electricallyoperated mach	44.767	375.592	2.157.003	13.071.993
8478902000	Part of cigar/cigarette,nonelectrically operated mach	336	7.841	7.703	231.883
8479101000	Machinery fr public works,building/thelike electrically operated	160.131	673.675	514.250	5.228.290
8479102000	Machinery fr public works,building/thelike not electrically operated	1.421	26.150	45.600	346.019
8479201100	Machinery for making palm oilelectrically operated	5.879.539	11.273.735	1.864.643	40.230.593
8479201900	Machinery for preparing palm oilelectrically operated	733.345	2.990.466	1.153.370	9.107.695
8479202100	Machinery for making palm oil notelectrically operated	27.336	327.682	71.787	1.719.291
8479202900	Machinery forpreparing palm oil notelectrically operated	131.070	595.741	1.117.700	5.444.933
8479301000	Presses for the manufacture ofparticle board electrically operated	84.619	318.369	150.189	597.100
8479302000	Presses for the manufacture ofparticle board not electrically opertd	0	6.603	0	34.296
8479401000	Rope/cable making mach,electrically operated	35.220	332.283	287.766	2.205.974
8479402000	Rope/cable making mach, notelectrically operated	0	15.741	0	156.905
8479500000	Industrial robots, not elsewherespecified/included	29.155	92.429	535.390	2.744.373
8479600000	Evaporative air coolers	106.370	480.165	647.608	3.162.143
8479811000	Oth mach&mechanical appliance fortreating metal,electrically operated	119.285	1.401.766	1.222.036	28.329.672
8479812000	Oth mach&mechanical appliance fortreating mtl,nonelectrically operated	851	100.795	989	849.688
8479821000	Mixing,kneading,crush,grind,screen, &otherwise machine,electrically operated	552.584	2.334.887	5.141.276	24.969.466
8479822000	Mixing,kneading,crush,grind,screen, &otherwise machine,not elect operated	4.152	179.834	24.943	2.081.789
8479892000	Chemical vapour deposition app forflat panel display production	40.749	203.517	1.803.496	6.770.533
8479893000	Oth apparatus, electrically operated	280.763	1.557.527	5.979.904	33.920.921
8479894000	Oth apparatus,nonelectrically operated	551.419	1.109.852	5.756.364	17.295.070
8479902000	Part of goods of subheading8479.89.20	3.516	155.817	138.407	3.295.682
8479903000	Part of oth electrically operatedmachines	1.297.355	4.160.692	5.153.643	27.543.049
8479904000	Part of nonelectrically operatedmachines	26.203	282.951	495.858	6.351.277
8480100000	Moulding boxes for metal foundry	25.527	317.470	225.426	2.499.576
8480200000	Mould bases	168.138	940.461	931.578	6.158.511
8480301000	Moulding patterns, of copper	6	9.108	2.016	43.445
8480309000	Moulding patterns, of other material	132.970	1.418.960	1.859.212	13.873.341
8480410000	Moulds for metal/metal carbidesinjection/compression types	26.035	190.387	263.706	2.814.920
8480490000	Moulds for metal/metal carbides notinjection/compression types	97.757	746.992	726.069	11.203.674
8480500000	Moulds for glass	17.540	102.817	372.153	2.595.971
8480600000	Moulds for mineral materials	33.262	1.395.824	922.082	6.953.008
8480710000	Moulds for rubber,plastics, injection/compression type	292.927	3.118.548	3.855.797	51.729.284
8480790000	Mould for rubber,plastics, not injection, compression type	49.100	511.056	690.553	10.319.653
8481101100	Pres-reduce valve,iron/steel,manualoperate sluice,5 cm <=int dia <40cm	31.906	239.273	356.727	4.214.146
8481101900	Pres-reduce valve,iron/steel,automaticoperate sluice,5 cm <=int dia <40cm	66.263	1.702.828	657.582	15.401.864
8481102000	Pressure-reducing valves of copper/copper alloys	18.719	133.747	269.463	1.646.706
8481109000	Pressure-reducing valves not of iron/steel,not of oth metal,not of plastics	215.746	1.710.092	2.021.059	18.620.466
8481201000	Valve for pneumatic tran,manual operatesluice, 5 cm <=internal diameter<40cm	5.050	83.327	147.929	1.165.899
8481209000	Valves not of iron/steel, not of othmetal,not of plastics	97.511	631.664	4.967.090	12.007.073
8481301000	Cast iron valve of swing check-valvetype,40 <=inlets internal diamtr<600 mm	85.968	471.435	533.741	7.084.317
8481302000	Check (nonreturn) valve,copper/copperalloy, internal diameter < 25 mm	40	48.555	6.253	337.479
8481309000	Other check (nonreturn) valve	337.517	2.768.244	2.473.450	27.321.936
8481401000	Safety/relief valves of iron/steel	148.896	609.057	913.194	4.071.982
8481409000	Oth safety/relief valves	164.443	2.695.003	3.306.620	33.147.942
8481801100	Valves fr inner tube of copper/copperalloys	191.622	1.013.427	1.331.218	7.546.446
8481801200	Valves for inner tubesof oth materials	31.352	152.456	337.557	3.024.918
8481801300	Valves for tubeless tyres of copper/copper alloys	21.000	25.521	142.500	176.260
8481801400	Valves for tubeless tyres of othmaterials	159.085	219.533	598.743	1.166.483

I.3. IMPOR MENURUT KOMODITI / IMPORT BY HS COMMODITY

***AGUSTUS / AUGUST 2009 ***

H S	Uraian Komoditi Commodity Description	Berat Bersih / Net Weight (Kg)		Nilai / Value C.I.F (US\$)	
		Bulan ini	Kumulatif	Bulan ini	Kumulatif
		Current Month	Cum.Jan. to date	Current Month	Cum.Jan. to date
8481802100	Lpg cylinder valves having inlet &outlet internal diameters<=2.5cm	176.167	1.614.361	1.183.228	9.042.700
8481802200	Lpg cylinder valves having inlet &outlet internal diameters>2.5cm	141	24.698	147	114.048
8481803000	Cocks/valves,whether/not fitted withpiezo electric igniters for gas stove	79.494	1.056.340	333.352	5.688.128
8481804100	Soda water bottle valve;gas operat,of plastic, 1 cm < intern dia <= 2,5cm	0	4.817	0	16.236
8481804900	Oth soda water bottle valves;gas operatebeer dispensing units	48.120	638.517	211.199	2.959.090
8481805100	Mixing tapes and valves,of plastic,1 cm < internal diameter <= 2,5cm	38.421	132.209	52.371	180.595
8481805900	Others mixing tapes and valves	154.342	917.761	282.999	1.747.077
8481806100	Water pipeline valve,manual operatesluice,5cm<inlet/outlet int diamtr>=40cm	86.048	335.284	126.017	473.846
8481806200	Cast iron gate valve,inlet diamtr>=4cm &cast iron butterfly valve,inlet dia>=8cm	20.893	294.853	218.300	2.710.010
8481806300	Cast iron gate valve,inlet diamtr<4cm &cast iron butterfly valve,inlet dia <8cm	206.507	1.409.696	2.769.023	13.106.057
8481806400	Hog nipple waterer,of plastics,1 cm <=internal diameter < 2,5 cm	0	1.819	0	3.163
8481806500	Other hog nipple waterers	690	20.757	2.675	77.388
8481806600	Nipple joint valves,of plastics, 1 cm<=internal diameter < 2,5 cm	0	979	0	2.050
8481806700	Other nipple joint valves	13.477	135.499	67.721	827.052
8481807100	Ball valves,of plastics, 1 cm <=internaldiameter < 2,5 cm	76.161	378.110	1.162.573	10.120.964
8481807200	Other ball valves	511.487	3.099.757	8.311.823	47.062.375
8481807300	Gate valve,manual operate,of iron/steel,5cm<=inlet/outlet internal diamtr<40cm	301.256	1.628.735	907.440	6.756.501
8481807400	Gate valve,manual operate,of iron/steel,inlet/outlet internal diamtr < 40cm	8.542	507.581	176.635	4.114.898
8481807500	Manifold valves of plastics, 1 cm <=internal diameter < 2,5 cm	1.911	2.346	7.386	52.551
8481807600	Other manifold valves	106.798	1.423.809	898.091	9.584.413
8481808100	Pneumatic control valve,of plastics,1 cm <=internal diameter < 2,5 cm	443	6.715	14.815	1.855.020
8481808200	Other pneumatic controlled valve	44.999	124.513	2.731.294	4.142.950
8481808300	Oth valve of plastic,inlet diamtr>=1cm,outlet diamtr <= 2,5 cm	1.157	6.726	1.102	54.493
8481808400	Oth valve of plastic,inlet diamtr>=1cm,outlet diamtr > 2,5 cm	660	1.440	39.332	102.959
8481808500	Oth valve of plastic,with other size ofinlet/outlet diameter	48.256	479.922	128.430	6.101.726
8481808600	Other valve of stainless steel/nickle,manual operate,weighting < 3 kg	106.472	479.621	630.145	3.034.099
8481809100	Ball valves	73.089	437.091	319.242	2.999.600
8481809900	Other valves and similar appliances forpipes	914.753	5.142.838	14.361.173	100.463.184
8481901000	Parts of housing for sluice/gate valves	27.440	77.111	138.570	1.491.235
8481902100	Bodies, for water taps	20.701	73.849	71.276	238.571
8481902300	Others bodies for taps, cocks, valves,and similar appliances	7.124	122.674	40.301	801.585
8481902900	Others parts for taps, cocks, valves, &similar appliance of int. dimtr <= 25mm	65.095	552.613	816.624	7.113.241
8481903000	Valve bodies/stems of inner tube/tubeless tyres valves	26.615	329.113	250.335	3.097.681
8481904000	Valve cores of inner tube valves/tubeless tyres valves	8.719	64.951	69.533	531.477
8481909000	Others parts for taps, cocks, valves,and similar appliances	127.279	1.963.300	1.632.656	27.795.554
8482100000	Ball bearings	1.157.768	7.481.635	11.976.390	74.845.919
8482200000	Tapered roller bearings,includingcone&tapered roller assemblies	156.968	851.534	2.936.630	13.583.515
8482300000	Spherical roller bearings	150.394	1.143.580	808.190	5.541.401
8482400000	Needle roller bearings	40.412	250.561	854.568	5.560.136
8482500000	Oth cylindrical roller bearings	153.199	811.265	1.420.972	10.886.568
8482800000	Oth,including combined ball/rollerbearings	485.199	4.998.154	4.683.275	34.585.585
8482910000	Balls, needles and rollers	70.774	718.186	500.894	5.500.448
8482990000	Other parts of ball and roller bearings	414.919	2.549.791	2.105.012	15.249.768
8483101000	Transmission shafts for earth movingmachinery	38.609	314.352	626.718	4.816.354
8483102100	Transmissi shafts for enginesf veniclehead 87.01exc 8701.10/8701.90	13.627	144.032	127.431	1.105.626
8483102200	Transmission shafts for engines ofvehicles of subhead 8701.10/8701.90	13.412	27.622	346.580	410.918
8483102300	Transmission shafts for engines ofvehicles of heading 87.11	182.740	1.398.669	3.057.097	26.362.682
8483102400	Transmission shafts for engines ofoth vehicles of chapter 87	1.235.294	9.314.610	9.860.755	67.965.793
8483103100	Transmission shafts for marine propul-sion engines of an output<=22.38 kw	455	8.516	343	30.326
8483103900	Transmission shafts for marine propul-sion engines of an output>22.38 kw	63.673	611.777	697.615	8.465.415
8483109000	Oth transmission shafts	462.928	3.515.054	5.664.016	48.743.121
8483201000	Bearing housing incorporating forearth moving machinery	30.701	254.690	159.719	1.041.690
8483209000	Bearing housing incorporating not forearth moving machinery&motor vehicle	232.887	962.019	579.344	4.377.761
8483301000	Bearing housing not incorporating forearth moving machinery	38.070	229.992	370.466	2.552.465
8483309000	Bearing housing not incorporat not forearth moving machinery&motor vehicle	297.902	1.995.623	1.370.033	11.941.821
8483401100	Gear&gearing for engines of vehiclesof head 87.01exc subhead 8701.10/90	21.686	273.009	91.225	2.618.731
8483401300	Gear&gearing for engines of vehiclesof heading 87.11	206.719	1.468.189	2.629.705	23.897.164
8483401400	Gear&gearing for engines of othvehicles of chapter 87	285.240	2.847.271	3.539.353	34.408.197
8483402100	Gear&gearing for marine propulsionengines of an output<=22.38 kw	16.207	180.263	218.138	2.297.970
8483402900	Gear&gearing for marine propulsionengines of an output>22.38 kw	408.141	2.224.959	2.558.498	18.812.345
8483403000	Gear&gearing for the engines of earthmoving machinery	119.500	622.855	2.045.146	11.630.222
8483409000	Gears and gearing for oth engines	621.035	5.092.140	4.358.401	47.629.725
8483500000	Flywheels&pulleys,including pulleyblocks	437.651	2.834.399	2.984.600	20.898.524
8483600000	Clutches&shaft couplings(includinguniversal joint)	392.631	3.374.891	4.175.249	36.858.178
8483901100	Parts of 8783.10 for pedestrian controlltractors of subheading 8701.10	2.108	401.429	37.988	3.729.121
8483901300	Parts of 8783.10 for oth tractors ofheading 87.01	2.760	36.833	29.091	936.763
8483901400	Parts of 8783.10 for goods of heading87.11	57.222	420.423	578.557	7.818.659
8483901500	Parts of 8783.10 for oth goods ofchapter 87	55.369	340.002	1.076.591	5.890.279
8483901900	Parts of 8783.10 for oth	86.603	289.984	514.652	2.711.612
8483909100	Oth toothed wheels for pedestriancontrolled tractors of subhead8701.10	2	1.046	98	18.200
8483909300	Oth toothed wheels for oth tractors ofheading 87.01	26	705	719	16.306
8483909400	Oth toothed wheels for goods ofheading 87.11	116.018	632.979	1.195.688	6.523.342

I.3. IMPOR MENURUT KOMODITI / IMPORT BY HS COMMODITY
*****AGUSTUS / AUGUST 2009 *****

H S	Uraian Komoditi Commodity Description	Berat Bersih / Net Weight (Kg)		Nilai / Value C.I.F (US\$)	
		Bulan ini Current Month	Kumulatif Cum.Jan. to date	Bulan ini Current Month	Kumulatif Cum.Jan. to date
8483909500	Oth toothed wheels for oth goods ofchapter 87	71.952	630.087	983.466	7.564.226
8483909900	Oth toothed wheels for others	185.849	1.079.302	1.027.087	7.025.942
8484100000	Gaskets&similar joint metal sheetingcomb with oth material/2 more lays	239.921	1.877.504	3.601.243	31.554.439
8484200000	Mechanical seal	31.166	292.472	505.400	6.026.941
8484900000	Sets/assortments of gaskets&similarjoints	116.955	1.101.592	2.314.161	22.342.013
8486101000	Apparatus for rapid heating ofsemiconductor wafers	17	61	2.606	5.641
8486102000	Spin dryers for semiconductor waferprocessing	8	2.772	223	38.339
8486103000	Machines for produc semiconductor waferby removal of material,laser/photon bea	0	29	0	20.449
8486104000	Mach., app for sawing monocrystal semi-cond. boules into slice, wafer into chip	0	5.100	0	480.000
8486105000	Grinding, polishing,lapping machines forproces. of semiconductor wafers	0	102.965	0	811.424
8486106000	Apparatus for growing/pullingmonocrystal semiconductor boules	0	1.621	0	31.867
8486109000	Oth machines&apparatus for the manufactof boules/wafers	70	10.159	909	55.527
8486201100	Chemical vapour deposition app. forseiconductor production	0	16.811	0	55.593
8486201200	Epitaxial deposition mach., spinners forcoating photograph emulsi on semiconduc	0	36.840	0	471.730
8486201300	Physical deposition app. by sputteringon semicond wafer, for semicond product	33	112	511	2.566
8486201900	Other film formation equipment	3	1.729	208	38.990
8486202900	Other doping equipment	0	9	0	490
8486203100	Deflash mach, spraying appliance foretching,stripping,cleaning semicon wafer	0	3.816	0	110.756
8486203300	App for wet etching, developing,stripping,cleaning semiconductor wafers	646	2.680	5.777	17.073
8486203900	Other etching and stripping equipment	68	3.004	2.348	144.193
8486204900	Other lithography equipment	0	45	0	3.236
8486205100	Dicing machines for scribing/scoringsemiconductor wafers	2.429	5.808	2.292	8.025
8486205900	Other equipment for developing exposedwafers	0	262	0	9.467
8486209100	Lasercutters for cut contact. tracks insemiconductor production by laser beam	0	5.166	0	148.000
8486209200	Mach. for bend, fold and straighteningsemiconductor leads	43	6.692	180	171.615
8486209300	Resistance heated furnaces, ovens forthe manufact of semicon device/on wafer	0	783	0	23.655
8486209400	Inductance/dielectric furnace, oven forthe manufact of semicon device/on wafer	0	71	0	7.915
8486209900	Other mach. & appts for the mnfact ofsemicon. devices/of elect integ. circuit	297	17.544	9.331	140.897
8486301000	App. for dry etch pattern on flat paneldisplay substrates	0	3.273	0	36.933
8486303000	Chemical vapour deposition app.to prodspinners for coat,physic depo.flat panel	0	7	0	58.842
8486309000	Othetr mach. and app. for the manufactof flat panel displays	0	2.121	0	133.022
8486401000	Focused ion beam milling mach to prodce,repair mask,reticle for pattern s-device	1.866	2.373	102.070	125.770
8486402000	Die attach app, auto-tape/wire bonders,auto-mach.trans/handle/storage,wafer box	1.294	43.851	47.679	3.323.023
8486403000	Moulds for manufact. of semiconductordevices	71	10.721	9.696	86.080
8486404000	Optical stereoscopic microscopes withequip. design to handle of s-wafer/rtcle	0	83	0	296
8486405000	Photomicrographic microscope with equipdesign to handle of s-wafer/recticle	69	71	8.601	8.767
8486406000	Electron beam microscopes with equipdesign to handle of s-wafer/recticle	0	1	0	102
8486407000	Pattern generating app for produce mask/rtcle from photoresist coated substrate	0	273	0	34.365
8486409000	Other machines and apparatus specifiedin note 9(c) to this chapter	161	334	6.129	10.652
8486901100	Parts and accessories of app for rapidheating of semiconductor wafer	306	8.455	55.818	471.319
8486901200	Parts & accessories of spin dryers forseiconductor wafer prosesing	0	326	0	26.162
8486901300	Parts&accessories of mach. for prod.semicon wafers by removal/laser/photon bee	141	5.251	3.174	77.829
8486901400	Tool holders&self-open diehead, of machfor sawing s-boul to slice/wafer to chip	12	246	468	14.141
8486901500	Oth parts, access.of mach. for sawingm-crystal s-boule to slice/wafer to chip	783	13.774	49.713	441.829
8486901600	Parts & acces.of grind, polish, lapmach for processing of semicon. wafers	2.882	6.027	25.775	102.659
8486901900	Oth parts, access.of mach. and app.for the manufact. of boules/wafers	31	7.662	2.818	208.090
8486902200	Parts & access. of epitaxial depo. mach,spinner for coat photo. emuls on s-wafer	0	7.429	0	17.742
8486902300	Parts & access. of ion implanter fordoping of app for physical depo, sputter	1	274	1.120	1.517
8486902500	Oth parts & access. of spray for etch,strip,clean,dev s-wafer,dry-etch pattern	65.214	985.019	126.731	1.795.885
8486902600	Tool holder/self-open diehead,of dicingmach laser cutters,fold,strighn s-lead	0	550	0	6.015
8486902700	Other part and accessories of dicingmach laser cutters,fold,strighn s-lead	56	2.043	18.161	131.455
8486902800	Part & access of resist heated, induct,dielectric furnaces/oven mnfact s-wafer	165	8.634	750	143.257
8486902900	Oth part & acces of mach & app.for mnfctof s-devices/of elect. integr-circuits	14	373	60	20.366
8486903100	Part & access of app for dry etchingpattern of flat panel display substrates	0	2	0	201
8486903200	Tool holder/self-open dieheads,of app.wet etch patterns on flat panel display	1	445	17	1.348
8486903300	Oth. part&access of app for wet etchingdevelope, strip/clean flat panel display	3.001	4.118	187.010	207.253
8486903900	Oth part & access of mach and apparatusfor the manufact. of flat panel displays	18	678	6.226	44.242
8486904100	Part & acces of focused ion beam millingmach to produce, repair mask, reticle	911	43.445	5.321	178.496
8486904200	Part&acces of die attach app, auto-tape/wire bonder, encapsul equip for assembl	334	14.613	12.176	376.670
8486904300	Part&acces of auto-mach transport, handlstorage of s-conductors, wafer casse/bc	282	316	2.571	3.320
8486904400	Part&acc of optic stereoscop microscopewith equip to hndle/tran of s-wafer/rtcl	13	624	305	46.967
8486904900	Part and acces of other mach & appspecified in note 9(c) to this chapter	2.971	23.102	54.645	355.091
8487100000	Ships/boats propellers and blades	78.649	1.671.102	462.973	13.923.796
8487900010	Oil seal rings	128.864	753.983	2.019.960	8.200.771
8487900090	Oth mach. parts, not cont. electric con-necter,insulator,coil, oth elec.features	109.529	1.073.590	1.375.093	12.349.124
8501101100	Stepper dc motors of an output =<37.5w	13.976	205.118	356.161	7.399.165
8501101200	Spindle dc motors of an output =<37.5w	6.258	142.322	271.181	5.920.944
8501101900	Others dc motors of an output =<37.5w	356.239	1.489.601	2.112.262	13.579.862
8501109100	Stepper universal (AC/DC) motors ofan output =<37.5w	7.138	24.057	67.373	719.256
8501109200	Spindle universal (AC/DC) motors ofan output =<37.5w	227	59.800	2.197	2.354.336
8501109900	Others universal (AC/DC) motors ofan output =<37.5w	228.872	1.505.323	1.283.291	11.432.906
8501201100	Universal (AC/DC) motors ofan output >746 w and < 1 kw	30.346	49.428	159.122	334.472

I.3. IMPOR MENURUT KOMODITI / IMPORT BY HS COMMODITY

***AGUSTUS / AUGUST 2009 ***

HS	Uraian Komoditi Commodity Description	Berat Bersih / Net Weight (Kg)		Nilai / Value C.I.F (US\$)	
		Bulan ini	Kumulatif	Bulan ini	Kumulatif
		Current Month	Cum. Jan. to date	Current Month	Cum. Jan. to date
8501201900	Universal (AC/DC) motors of an output >37.5 w and <= 746 w	548.269	2.089.333	1.118.508	5.078.288
8501202000	Universal (AC/DC) motors of an output >1 kw	11.435	220.634	95.325	985.619
8501311000	Dc motors an output <= 750 w	200.661	1.508.503	1.277.974	15.658.043
8501312000	Dc generators an output <= 750 w	106.168	1.015.712	477.252	6.750.006
8501320000	Dc motors/dc generator an output > 750 w and <= 75 kw	156.440	1.190.716	509.732	2.561.995
8501330000	Dc motors/dc generator an output >75 kw and <= 375 kw	120.198	376.796	378.240	1.664.330
8501340000	Dc motors/dc generator an output > 375 kw	96.752	392.266	995.000	5.845.885
8501401000	Oth AC motors, single-phase of an output <=1kw	444.388	2.355.455	883.931	4.744.372
8501402000	Oth AC motors, single-phase of an output >1kw	108.650	1.105.118	292.935	3.196.465
8501510000	Oth AC motors, multi-phase of an output <=750 w	287.410	1.682.088	994.027	6.407.783
8501521000	Oth AC motors, multi-phase of an output > 750 w and <=1kw	38.038	385.156	276.562	2.057.396
8501522000	Oth AC motors, multi-phase of an output > 1 kw and <= 37.5 kw	1.075.357	3.404.610	1.068.223	8.132.622
8501523000	Oth AC motors, multi-phase of an output > 37.5 kw and <= 750 kw	156.076	961.408	677.087	4.370.302
8501530000	Oth AC motors, multi-phase of an output >75kw	106.267	945.785	488.661	7.227.711
8501611000	AC generator of an output <=12.5 kva	351.313	1.592.935	503.615	2.375.183
8501612000	AC generator of an output > 12.5 kva & <=75kva	137.807	1.500.957	220.855	5.833.428
8501621000	AC generator of an output > 75 kva & <= 150 kva	12.580	211.893	27.174	333.582
8501629000	AC generator of an output > 150 kva & <= 375 kva	20.845	139.262	66.790	272.859
8501630000	AC generator of an output > 375 kva & <=750kva	4.339	705.655	9.199	19.437.218
8501640000	AC generator of an output > 750 kva	597.209	1.728.473	13.720.635	39.136.123
8502110000	Generat sets with compression ignition inter combust piston output <=75 kva	546.766	4.875.259	2.279.998	17.999.528
8502121000	Generating sets with spark-ignit intern combust pist output >75kva & <=125kva	81.184	1.926.484	122.769	2.594.082
8502129000	Generating sets with spark-ignit intern combust pist output >125kva & <=375kva	206.346	1.439.737	855.962	5.429.243
8502131000	Generating sets with spark-ignit intern combust pist output > 12500 kva	1.777.949	3.650.226	7.027.064	61.212.489
8502139000	Generating sets with spark-ignit intern combust pist output >375kva & <=12500 kva	844.793	4.060.440	11.768.006	53.823.850
8502201000	Generating sets with spark-ignit intern combust piston output <=75 kva	1.316.583	4.524.758	1.945.450	6.860.752
8502202000	Generating sets with spark-ignit intern combust piston output >75kva & <=100kva	204.984	1.005.405	262.943	1.213.759
8502203000	Generat sets with spark-ignition intrn combust piston output >100kva & <=10000kva	106.577	1.247.973	1.801.548	26.751.170
8502204100	Generating sets with spark-ignit intern combust piston output >12500 kva	0	63.000	0	999.364
8502204900	Generating sets with spark-ignit intern combust piston output >10000kva & <=12500kva	347.558	1.356.298	515.547	3.188.392
8502311000	Oth generating sets wind-powered of an output <=10,000 kva	561	6.038	21.919	44.524
8502391000	Oth generating sets not wind-powered of an output <=10 kva	15.765	426.779	33.001	835.827
8502392000	Oth generating sets not wind-powered of an output <=10,000 kva	1.886	196.610	1.645	3.037.293
8502393900	Oth generating sets not wind-powered of an output > 10,000 kva & <=12,500 kva	12.789	534.211	32.790	8.505.541
8502400000	Electric rotary converters	32.649	131.993	295.944	803.269
8503001100	Stators for ceiling fans for generators of an output <= 10000 kw	74.628	360.727	1.139.222	8.193.129
8503001200	Parts of motors for generators of an output <=1.5 kw & >75kw	3.304	44.569	16.931	339.287
8503001300	Parts of motors for generators of an output >1.5 kw & <=75kw	8.263	68.771	19.679	595.713
8503009000	Parts of motors for generators of an output >75 kw & <= 10000 kw	788.141	6.098.553	4.951.435	68.077.207
8504100000	Ballasts, for discharge lamps/tubes	349.778	2.030.182	1.139.563	9.417.961
8504211000	Step-voltage regulators; instrument transformer with a power handling cap <=5kva	11.333	149.355	111.167	1.115.922
8504219100	Liquid dielect transformer with handling cap >5kva & <=10kva, side voltage >=66 kv	120.004	147.989	1.107.935	1.623.381
8504219900	Liquid dielect transformer with handling cap >5kva & <=10kva, side voltage <66 kv	189.955	360.454	4.746.911	7.412.091
8504221100	Step-voltage regulator, side voltage >=66kv & handling cap >650kva & <=10000kva	0	9.893	0	56.329
8504221900	Step-voltage regulator of a high side voltage of <66,000 volts	17.863	99.126	50.455	730.677
8504229100	Liquid dielect transformer, side voltage >=66 kv, handl cap >650 kva & <=10000kva	2	394	976	30.984
8504229900	Liquid dielect transformer, side voltage < 66 kv, handl cap >650 kva & <=10000kva	2.015	97.992	9.477	1.137.675
8504231000	Liquid dielectric transformers, power handling cap > 10000kva & <= 15000kva	47.530	69.724	767.725	841.507
8504232100	Liquid dielectric transformers, power handling cap > 15000kva & <= 20000kva	178.007	274.222	3.772.745	4.484.806
8504232900	Liquid dielectric transformers, power handling cap > 20000kva	537.235	2.414.131	7.551.854	29.649.846
8504311000	Instrum. potential transformer, power handling capacity <= 1 kva	20.471	84.358	181.634	1.273.301
8504312000	Instrum. current transformer with power handling capacity <= 1 kva	36.640	596.986	374.371	7.599.814
8504313000	Flyback transformer, power handling capacity < 1 kva	40.001	396.822	294.175	2.621.087
8504314000	Intermediate frequency transformer, power handling capacity <= 1 kva	5.398	61.863	254.896	1.559.172
8504315000	Step up/down transformer, slide regulator handling capacity <= 1 kva	181.260	1.319.106	665.020	5.962.485
8504319000	Oth transformer having power handling capacity <= 1kva	142.063	1.536.281	1.442.709	21.547.049
8504321100	Matching transformers, power handling capacity > 1 kva and <= 5 kva	4.007	39.680	45.455	494.409
8504321900	Oth instrument transformer, power handling capacity > 1 kva and <= 5 kva	988	46.940	7.623	397.637
8504322000	Instrum used with toys, scale models or similar recreational models	936	6.235	23.370	42.055
8504323000	Oth transformer, high frequency, power handling capacity > 1 kva and <= 5 kva	49	7.098	591	65.436
8504324100	Matching transformers, power handling capacity > 5 kva and <= 10 kva	0	1.059	0	12.335
8504324900	Oth instrument transformer, power capacity > 5 kva and <= 10 kva	731	1.889	12.406	32.408
8504325100	Matching transformers, power handling capacity > 10 kva and <= 16 kva	304	5.696	4.688	86.733
8504325900	Oth instrument transformer, power capacity > 10 kva and <= 16 kva	9.319	73.053	55.363	705.562
8504331100	Matching transform. side voltage >= 66kv & power cap. > 16 kva and <= 500 kva	1.150	4.810	82.668	220.680
8504331900	Oth instrum transform. side voltage >=66kv & power cap. > 16 kva and <= 500 kva	16	40.930	432	519.821
8504339100	Matching transform. side voltage < 66kv & power cap. > 16 kva and <= 500 kva	155	2.083	3.199	37.093
8504339900	Oth instrum transform. side voltage <66kv & power cap. > 16 kva and <= 500 kva	25.639	231.924	423.934	2.028.371
8504341100	Matching transform. side voltage >=66kv & power cap >10000 kva & <=15000 kva	0	5.787	0	73.792
8504341200	Oth instrum transform. side voltage >=66kv power cap >10000 kva & <=15000 kva	406	68.547	3.990	562.447
8504341300	Matching transform. side voltage < 66kv & power cap >10000 kva & <=15000 kva	0	401	0	20.094
8504341400	Oth instrum transform. side voltage <66kv power cap >10000 kva & <=15000 kva	0	79.351	0	1.162.929

I.3. IMPOR MENURUT KOMODITI / IMPORT BY HS COMMODITY
*****AGUSTUS / AUGUST 2009 *****

H S	Uraian Komoditi Commodity Description	Berat Bersih / Net Weight (Kg)		Nilai / Value C.I.F (US\$)	
		Bulan ini Current Month	Kumulatif Cum.Jan. to date	Bulan ini Current Month	Kumulatif Cum.Jan. to date
8504342100	Matching transform. having a powerhandling capacity >15000 kva	0	155	0	174
8504342900	Oth instrument transform. with powerhandling capacity >15000 kva	300.181	810.680	2.314.453	6.523.158
8504401100	Uninterrupted power supplies (ups)	458.228	3.751.654	3.356.845	30.332.609
8504401900	Other static converter for automaticdata processing machines	88.092	741.492	841.282	40.308.099
8504402000	Battery chargers having a rating>100 kva	60.024	227.603	851.077	1.948.985
8504403000	Other rectifiers	26.499	300.320	804.662	9.220.377
8504404000	Inverters	35.818	252.088	795.601	5.192.013
8504409000	Other static converter	569.975	3.204.974	2.475.722	21.739.949
8504501000	Inductors for power supply for automaticdata process mach&unit thrf,telecom app	33.581	412.120	1.328.606	16.240.530
8504502000	Chip type fixed inductors	14.026	102.628	296.340	4.110.427
8504509100	Other inductors, with power handlingcapacity > 2500 kva and <= 10000 kva	7.414	62.819	350.518	3.938.323
8504509200	Other inductors having a power handlingcapacity > 10000 kva	1.319	30.616	26.589	730.725
8504901000	Parts of goods of subheading 8504.10	105	18.823	3.688	260.598
8504902000	Parts of printed circuit assmb good sub8504.40.11,8504.40.19,8504.50.11	7.360	21.886	70.503	613.702
8504903100	Radiator assembl for distrib&power transformer <=10000kv:	17.578	168.500	33.319	5.536.276
8504903900	Oth part of electrical transformers ofa capacity <= 10,000 kva	80.141	1.533.768	944.301	15.279.609
8504904100	Radiator panel,flat tube radiator assembl for distrib&power transformer >10000 kva	111	4.651	2.122	101.105
8504904900	Oth part of electrical transformers ofa capacity > 10,000 kva	7.535	85.861	9.041	3.310.118
8504905000	Other, for inductors of capacity<= 2500 kva	605	5.103	11.659	189.843
8504906000	Other, for inductors of capacity> 2500 kva	201	1.426	15.134	143.492
8504909000	Parts of goods of heading 8504 oth thansubheading 8504.10.	225.995	1.255.576	938.268	10.398.061
8505110000	Permanent magnet of metal	117.862	641.990	788.536	5.061.320
8505190000	Permanent magnet not of metal	402.696	2.472.607	5.815.154	27.650.540
8505200000	Electro magnetic couplings, clutchesand brakes	29.098	223.921	489.960	2.677.304
8505901000	Electro magnetic/permanent magnetchucks,clamps&similar holdg devices	26.657	196.091	299.749	3.880.887
8505902000	Parts of goods of subheading 8505.20	3.936	35.189	74.205	722.204
8505909000	Oth non-permanent magnet	151.753	651.529	1.215.300	8.175.732
8506101000	Manganese dioxide having external volume<=300 cm of primary cell/batteries	77.756	312.687	727.337	2.426.603
8506109000	Manganese dioxide having external volume> 300 cm of primary cell/batteries	66.701	668.644	317.891	3.690.349
8506300000	Mercuric oxide of primary cell/batteries	0	2.170	0	89.276
8506400000	Silver oxide of primary cell/batteries	1	97	39	119
8506500000	Lithium of primary cell/batteries	54.350	322.634	491.907	3.506.395
8506600000	Air-zinc of primary cell/batteries	327	1.894	2.392	8.886
8506801000	Zinc carbon, having an external volume<=300 cm of primary cell/batteries	4.164	69.007	13.411	315.140
8506802000	Zinc carbon, having an external volume> 300 cm of primary cell/batteries	2.186	16.523	7.336	94.037
8506809000	Other primary cell/batteries	416.240	2.294.924	1.466.129	41.677.984
8506900000	Parts of primary cells/batteries	167.914	1.363.682	3.878.324	23.625.224
8507101000	Lead-acid, for starting piston engineof a kind used for aircraft	109	104.137	2.320	424.323
8507109000	Lead-acid, for starting piston engineof a kind used not for aircraft	414.116	2.610.575	952.792	7.497.277
8507201000	Oth lead-acid accumulator of a kindused for aircraft	0	1.702	0	50.163
8507209000	Oth lead-acid accumulator of a kindused not for aircraft	1.148.104	6.930.166	4.301.139	24.596.480
8507300000	Nickel-cadmium of electric accumulatorsincluding separator therefor	22.089	272.694	833.379	9.739.390
8507400000	Nickel-iron of electric accumulatorsincluding separator therefor	27	635	720	4.274
8507801100	Lithium ion accumulators of a kind usedfor laptop (incl. notebook, subnotebook)	83	19.260	5.984	275.748
8507801900	Other lithium ion accumulators	11.840	43.159	1.299.303	2.346.812
8507802000	Oth accumulator of a kind used foraircraft	125	125	7.251	7.251
8507809000	Other accumulator	61.937	1.134.941	353.056	7.084.840
8507901100	Plate of goods of subheading 85.07.908507.10	42	191	714	19.767
8507901200	Plate of a kind used for aircraft	0	735	0	8.318
8507901900	Plates for other accumulators	599	21.252	24.497	206.378
8507909100	Other parts of a kind used for aircraft	0	582	0	23.089
8507909200	Battery separators in sheets, rolls/cutto size of materials oth than PVC	35.840	325.020	199.444	1.527.952
8507909300	Part of goods of subheading 8507.10.90	39.910	132.606	168.431	713.042
8507909900	Part of good of heading 8507.10 oth thansubheading 8504.10.90	43.783	237.803	1.200.470	5.319.667
8508110000	Vacuum cleaner with self-contained electa power < 1,500 w & a dust bag < 20 l	36.024	256.497	230.946	1.937.698
8508190000	Oth vacuum cleaners with self-containedelectric	27.105	205.304	206.691	1.080.990
8508600000	Other vacuum cleaners	30.971	149.521	172.180	1.093.612
8508700010	Part of vacuum cleaner for domestic use	4.922	34.498	59.520	400.978
8508700090	Part of vacuum cleaner other thandomestic use	763	737.453	5.412	2.495.101
8509400000	Food grinder&mixer,fruit/vegetable juiceextract with self-contained elect motor	391.087	1.873.203	1.620.227	8.304.771
8509801000	Floor polishers with self-containedelectric motor	9.165	85.553	42.152	327.064
8509809000	Oth electro-mechanic domestic applianceswith self-contained electric motor	40.887	221.864	206.089	2.043.155
8509901000	Part of goods of subheading 8509.80.10	520	5.236	1.065	21.459
8509902000	Part of goods of subheading 8509.40.10or 8509.80.90	454.727	2.164.951	483.584	2.569.695
8510100000	Shavers, with self-contained electricmotor	37.748	104.549	108.222	603.092
8510200000	Hair clippers, with self-containedelectric motor	1.285	30.096	2.973	189.658
8510300000	Hair-removing appliances,with self-contained electric motor	15	772	415	5.236
8510900000	Parts of shavers, with self-containedelectric motor	2.730	77.247	42.612	1.974.790
8511101000	Sparking plugs suitable for aircraftengines	2	8.522	302	435.620
8511109000	Other sparking plugs	46.407	877.564	625.941	6.543.502
8511200000	Ignition magnetos, magneto-dynamos,magnetic flywheels	70.264	434.411	541.211	2.878.108
8511302000	Unassembled distributors/ignition coilexcluding those for aircraft engines	10.035	65.502	160.173	1.346.316

I.3. IMPOR MENURUT KOMODITI / IMPORT BY HS COMMODITY
*****AGUSTUS / AUGUST 2009 *****

HS	Uraian Komoditi Commodity Description	Berat Bersih / Net Weight (Kg)		Nilai / Value C.I.F (US\$)	
		Bulan ini	Kumulatif	Bulan ini	Kumulatif
		Current Month	Cum.Jan. to date	Current Month	Cum.Jan. to date
8511309000	Other distributors; ignition coils	189.166	1.227.228	2.599.722	17.239.996
8511401000	Starter motors & dual purpose starter-generators for aircraft engines	26	13.863	10.593	2.399.535
8511402000	Other unassembled starter motors	13.467	87.977	136.889	841.535
8511403000	Starter motors for vehicles of heading87.01 to 87.05	150.156	1.084.159	1.455.750	9.358.683
8511409000	Other starter motor	154.128	1.234.292	2.723.871	20.705.004
8511501000	Other generator suitable for aircraftengines	58	1.562	56	67.111
8511502000	Other unassembled alternators	290	3.261	4.059	52.513
8511503000	Oth alternators for vehicles of heading87.01 to 87.05	237.456	1.534.483	2.502.198	15.125.682
8511509000	Other generators	136.589	898.714	706.388	7.300.724
8511800000	Other equipment of electrical ignitionor internal combustion engines	27.057	230.252	292.115	2.091.628
8511900010	Parts of goods for aircraft engines	102	5.097	2.726	326.035
8511900091	Contact points	9.862	102.380	253.808	2.010.039
8511900099	Other parts of electrical ignition/internal combustion engines	412.664	2.426.203	3.901.505	32.275.782
8512100000	Lighting/visual signalling equipmentof a kind used on bicycles	62.233	249.810	127.741	504.870
8512201000	Lighting/visual signalling equipmentfor motor cars, assembled	308.908	3.477.349	5.235.617	36.039.576
8512202000	Unassembled lighting/visual signalingequipment	4.606	52.127	38.349	340.660
8512209000	Other lighting/visual signalingequipment	114.893	610.704	591.498	5.158.354
8512301000	Horns and serenes, assembled	33.956	354.693	117.286	1.556.933
8512302000	Unassembled sound signalling equipment	3.454	10.531	12.455	63.167
8512309000	Other sound signalling equipment :	29.363	154.600	246.355	1.386.337
8512400000	Windscreen wiper, defroster & demisters	64.075	394.950	631.227	3.520.709
8512901000	Parts of goods of subheading 8512.10	730	55.935	13.095	656.743
8512902000	Parts of goods of subheading 8512.208512.30./8512.40	182.416	1.174.463	2.308.478	14.633.644
8513101000	Miners helmet lamps	1.486	8.479	30.887	265.651
8513102000	Quarrymens lamps	0	37.901	0	72.314
8513109000	Other portable electirc lamps	377.691	1.795.874	1.024.331	5.884.361
8513903000	Parts of reflectors for flashlights;plastic switch	8.679	118.457	39.443	253.017
8513909000	Oth part of portable elect lamp designedto fuct by their own source of energy	124.684	949.808	291.745	2.758.201
8514100000	Resistance heated furnaces and ovens	297	272.861	11.393	4.766.305
8514202000	Oth furnace/oven function by inductionmanufact. of PCB/printed wiring board	0	59	0	3.095
8514209000	Oth furnaces/oven function by inductionor dielectric loss	34.012	278.257	211.274	1.832.159
8514302000	Oth elect furnace/oven for the manufactof PCB/printed wiring board	74	2.921	3.962	43.962
8514309000	Other furnaces and ovens	57.347	483.891	417.666	4.574.672
8514400000	Oth equipment for the heat treatment ofmaterials by induction/dielectric loss	6.028	72.640	101.306	1.531.859
8514902000	Part of industrial/laboratory electricfurnaces/oven for manufact.of PCB/PWB	3.803	31.922	83.024	540.072
8514909000	Other parts of furnaces and ovens	39.607	1.475.261	277.500	4.723.537
8515110000	Soldering irons and guns	69.435	290.216	184.199	2.406.863
8515191000	Mach and app for soldering componenton PCB/printed wiring boards	5.398	61.289	103.550	611.319
8515199000	Other brazing/soldering machines andapparatus	25.534	119.259	227.268	1.764.247
8515210000	Mach and app for resistance welding ofmetal fully/partly automatic	20.952	105.786	194.008	1.361.050
8515290000	Mach and app for resistance welding ofmetal non-automatic	55.225	637.387	205.827	2.535.894
8515310000	Mach and app for arc welding of metalfully/partly automatic	67.485	466.226	724.297	6.951.537
8515391000	AC arc welders, transformer type non-automatic	17.230	330.245	190.263	1.629.542
8515399000	Mach and app for arc welding of metalnon-automatic	193.080	1.078.877	1.334.900	7.204.656
8515801000	Electric mach & app for hot spraying ofmetals/sintered metal	846	2.373	27.227	112.358
8515809000	Electric mach & app not for hot sprayingof metals/sintered metal	50.685	358.671	468.084	3.291.334
8515901000	Parts of AC arc welder, transformer type	1.854	60.287	66.236	696.587
8515902000	Parts of mach & app for solderingcomponent on PCB/printed wiring boards	29.777	47.575	223.688	545.905
8515909000	Other parts in heading 8515	93.770	1.029.649	619.734	10.987.740
8516101000	Electric instantaneous/storage waterheaters	115.873	895.808	577.961	4.844.462
8516103000	Electric immersion water heaters	1.065	18.307	2.926	106.049
8516210000	Storage heating radiators	55	16.588	80	51.272
8516290000	Oth electric space heating app/electricoil heating apparatus	7.604	50.630	231.649	914.705
8516310000	Hair dryers	15.259	93.429	82.558	602.558
8516320000	Other hair-dressing apparatus	31.090	248.817	108.162	888.094
8516330000	Hand-drying apparatus	4.830	26.484	63.375	162.936
8516401000	Electric smoothing irons of kind designto use steam from the indust boilers	5.409	37.009	10.469	73.965
8516409000	Other electric smoothing irons	167.925	377.443	695.971	1.550.735
8516500000	Microwave ovens	43.805	304.491	222.522	1.541.935
8516601000	Rice cookers	2.237.087	10.453.506	8.869.005	36.914.453
8516609000	Cooking plates,boiling rings,grillers &roasters	161.871	624.614	454.738	2.353.548
8516710000	Coffee/tea makers	6.662	61.349	53.819	518.681
8516720000	Toasters	32.880	161.952	146.895	676.210
8516791000	Kettles	10.795	76.638	32.074	314.679
8516799000	Other electro-thermic appliances	165.078	750.883	775.996	3.435.834
8516801000	Elect heating resistor for type-founding/type-setting mach; for indust. furnaces	3.767	130.561	57.053	1.578.837
8516802000	Sealed hotplates for domestic appliances	14	18.826	573	168.166
8516803000	Other electric heating resistors fordomeestic appliances	19.744	78.177	43.505	225.171
8516809000	Other electric heating resistors not fordomeestic appliances	28.538	159.884	452.574	2.885.102
8516902000	Parts of goods of sub 8516.33,816.50,8516.60, 8516.71/8516.79.10	556.076	2.810.239	1.050.602	5.988.091
8516903000	Parts of goods of sub 8516.10	89.498	438.445	232.348	1.201.594
8516909000	Other parts of goods of sub 8516	1.073.497	7.903.397	5.247.676	38.512.575

I.3. IMPOR MENURUT KOMODITI / IMPORT BY HS COMMODITY
*****AGUSTUS / AUGUST 2009 *****

H S	Uraian Komoditi Commodity Description	Berat Bersih / Net Weight (Kg)		Nilai / Value C.I.F (US\$)	
		Bulan ini	Kumulatif	Bulan ini	Kumulatif
		Current Month	Cum.Jan. to date	Current Month	Cum.Jan. to date
8517110000	Line telephone sets with cordlesshandsets	4.272	19.479	139.937	653.884
8517120000	Telephones for cellular networks/forother wireless networks	1.079.675	5.710.587	174.057.392	1.040.270.309
8517180000	Other telephone sets	53.882	437.482	790.479	7.538.998
8517610010	Set top boxes which have a communicationfunctions of base station	16.456	69.065	532.884	2.580.680
8517610020	Base station for radio-broadcasting	714	714	10.993	10.993
8517610090	Other base stations	175.739	1.099.130	10.413.570	134.909.941
8517621000	Radio transmitters/receivers for simult.interpretaion at multilingual conference	224	3.057	23.436	965.437
8517622100	Control & adaptor units, incl. gateways,bridges and routers	45.995	288.411	4.173.159	33.400.083
8517622900	Oth unit of automatic data process machother than those of heading 84.71	720	30.750	12.199	2.969.336
8517623000	Telephonic/telegraphic switching app	4.048	57.045	1.185.776	3.696.771
8517624100	Modems including cable modems and modemcards	47.457	325.407	3.430.572	16.062.940
8517624200	Concentrators/multiplexers	20.927	342.558	3.816.363	15.173.141
8517624910	Set top boxes which have a communi-funcof app for carrier-current line system	0	96	0	12.799
8517624990	Oth app for carrier-current line systemor for digital line systems	1.944	7.984	167.294	295.546
8517625100	Wireless lans	631	23.658	29.394	1.107.603
8517625200	Transmission/reception app for simultaneinterpretaion at multilingual conference	0	810	0	261.854
8517625300	Other transmission apparatus for radio-telephony/radio-telegraphy	21.320	766.437	1.711.077	155.579.837
8517625900	Transmission/reception app.for simultaneinterpretaion at multilingual conference	529.330	568.266	526.052	3.128.158
8517626100	Transmission apparatus for radio-telephony/radio-telegraphy	0	2.539	0	228.329
8517626910	Data compression tools	34	1.259	18.457	233.876
8517629000	Oth mach for the reception, conversion &transmis/regenerate of voice,images,dat	129.677	1.510.182	23.942.354	91.145.373
8517691000	Portable receiver for call, alert/page &paging alert devices, including pagers	0	67	0	2.536
8517692000	Oth app. for transmission/recept voicesfor radio-telephony/radio-telegraphy	0	3.381	0	184.153
8517699000	Oth app. for transmission/recept voices	53.143	196.292	4.557.266	16.397.883
8517701000	Parts of control and adaptor units incl.gateways, bridges, routers	2.312	42.687	629.393	8.601.735
8517702100	Parts of cellular telephones	10.768	71.079	690.724	2.776.699
8517702900	Oth parts of transmission app, oth thanradio-broadcasting/television trans app	178.793	722.175	8.733.433	74.595.296
8517703100	Other printed circuit boards, assembledfor line telephony/line telegraphy	885	18.625	63.870	1.648.297
8517703200	Other printed circuit boards, assembledfor radio-telephony/radio-telegraphy	3.061	8.452	280.296	913.686
8517703900	Other printed circuit boards, assembledfor other	3.945	661.248	808.977	24.518.751
8517704000	Antennae of a kind used with apparatusfor radio-telephony/radio-telegraphy	148.239	881.555	5.947.841	32.750.366
8517709100	Oth parts for line telephonyor line telegraphy	7.881	103.192	666.645	8.410.771
8517709200	Other parts for radio-telephonyor radio-telegraphy	1.105	22.653	409.333	5.329.696
8517709900	Other parts in subheading 85.17.70	1.212.746	4.705.851	43.503.531	301.911.027
8518101100	Microphones having a frequency rangeof 300 hz to 3.4 khz	1.224	84.872	71.492	529.430
8518101900	Oth microphones,whether/not withtheir stands	23.273	162.485	90.794	825.408
8518109000	Other microphones	63.075	283.121	745.310	4.112.817
8518210000	Single loudspeakers, mounted in theirenclosures	643.327	3.917.980	1.906.595	12.770.490
8518220000	Multiple loudspeaker,mounted inthe same enclosures	75.254	606.502	388.640	2.885.731
8518291000	Box assembly speakers	6.407	46.579	49.944	340.780
8518292000	Loudspeakers,without housing, havinga freq 300 hz to 3.4 khz	9.749	104.582	16.608	249.976
8518299000	Other loudspeakers	719.206	3.897.163	2.961.407	23.175.429
8518301000	Headphones	28.831	296.986	199.108	1.503.495
8518302000	Earphones	69.308	462.291	290.840	2.053.481
8518303100	Handsets for telephonic apparatus	2.161	13.400	11.183	117.007
8518303900	Other headphones and earphones,combined microphone/speaker sets	36.195	62.512	146.267	460.822
8518304000	Line telephone handsets	0	468	0	4.853
8518309000	Sets consisting of a microphone and oneor more loudspeakers	17.665	105.824	384.258	1.670.211
8518401000	Audio-frequency electric amplifiers,having 6/more inputs signal lines	6.922	16.396	9.411	157.538
8518402000	Audio-frequency electric amplifier usedas repeaters in line telephony	0	385	0	190.603
8518403000	Audio-frequency electric amplifier usedas repeater in telephony not line tlpny	59	920	1.993	71.954
8518409000	Other amplifier listrik audio-frekuensi	59.632	363.406	275.907	1.799.888
8518500000	Other electric sound amplifier sets	54.388	439.348	268.678	1.815.014
8518901000	Parts of subhead 8518.10.11,8518.29.208518.30.40, 8518.40.20,inc print circuit	400.401	2.383.654	1.815.932	13.060.545
8518902000	Parts of goods of subheadings 8518.40.10	1.205	4.290	43.802	136.941
8518909000	Parts of goods of subheadings 8518.50.108518.50.20	890.868	4.539.804	6.279.395	29.512.864
8519200000	App operated by coins, banknotes, bankcard, token/by other mean of payment	11	441	234	7.253
8519300000	Turntables (record-decks)	0	419	0	4.415
8519500000	Telephone answering machines	0	804	0	2.751
8519811000	Pocket size cassette recorders, thedimensions of which < 170 x 100 x 45 mm3	769	912	6.244	13.013
8519812000	Cassette recorders,with amplifiers/loud-speakers, operate with ext. source-power	0	9.513	0	149.009
8519813000	Compact disc players	318	22.179	7.635	110.146
8519816000	Magnetic tape recorder incorp soundreproducing app, digital audio type	19.648	108.453	242.892	1.223.517
8519817000	Other sound reproducing app, cassettetype	30	30.362	541	73.581
8519819000	Other apparatus using magnetic, opticalor semi-conductor	14.867	108.137	433.232	2.534.772
8519891100	Cinematographic sound reproducers forfilm of a width of less than 16 mm	0	4	0	90
8519891200	Cinematographic sound reproducers forfilm of a width of 16 mm/more	0	5	0	123
8519892000	Record-players with/without loudspeakers	0	230	0	76.665
8519899000	Other apparatus not using magnetic,optical/semiconductor	11.663	149.126	122.357	1.126.099
8521100000	Magnetic tape-type of video recording/reproducing apparatus with video tuner	0	548	0	55.290
8521901100	Laser disc player for used in cinemato-graphy, television/broadcasting	165	789	47.108	53.575
8521901900	Other laser disc players	86.279	205.266	265.792	921.175

I.3. IMPOR MENURUT KOMODITI / IMPORT BY HS COMMODITY
*****AGUSTUS / AUGUST 2009 *****

HS	Uraian Komoditi Commodity Description	Berat Bersih / Net Weight (Kg)		Nilai / Value C.I.F (US\$)	
		Bulan ini	Kumulatif	Bulan ini	Kumulatif
		Current Month	Cum. Jan. to date	Current Month	Cum. Jan. to date
8521909100	Oth video recording for used in cinematography, television/broadcasting	48.779	236.925	311.335	1.195.750
8521909900	Oth video recording/reproducing app,whether/not incorp. a video tuner.	100.316	1.206.745	791.492	27.030.348
8522100010	Pick-up cartridges for special used incinematography, television/broadcasting	167	310.311	4.951	1.699.913
8522100090	Other pick-up cartridges	40.643	183.655	79.452	871.481
8522901000	PCB assemblies for TV, broadcastingcinematograph sound recorder/reproducer	695	242.392	18.918	1.650.731
8522902000	Printed circuit boards assemblies for telephone answering machines	1.302	12.486	146.967	1.449.546
8522904000	Audio/video tape decks and compact disc mechanisms	28.888	125.744	453.052	1.667.533
8522905000	Audio/video reproduction heads, magnetic type, magnetic erasing heads and rods	568	20.461	24.618	339.327
8522909100	Oth parts, accessories of cinematograph sound recorders/reproducers	521	74.012	40.477	5.632.640
8522909200	Other parts of telephone answering machines	19	2.124	1.925	93.341
8522909300	Other parts and accessories for goods of subheading 8519.81/heading 85.21	45.678	416.051	2.082.160	19.926.583
8522909900	Other parts and accessories for goods of subheading 85.19 other than 85.19.81	243.922	1.853.908	2.585.340	65.937.692
8523211000	Cards incorporating a magnetic stripe unrecorded	117	13.831	3.003	706.052
8523212000	Cards incorporating a magnetic stripe recorded	89	4.042	3.152	65.879
8523291100	Magnetic tapes, of a width < 4mm for computer tapes, unrecorded	142	11.354	3.349	220.485
8523291200	Magnetic tapes, of a width < 4mm for video tapes, recorded	1	1.962	35	8.201
8523291910	Other magnetic tapes, of a width < 4mm unrecorded	16.990	70.259	198.636	399.017
8523291990	Other magnetic tapes, of a width < 4mm recorded	120	247	4.735	7.838
8523292100	Magnetic tapes, of a width >= 4mm, and < 6.5 mm for computer tapes, unrecorded	59.745	118.167	197.082	399.553
8523292200	Magnetic tapes, of a width >= 4mm, and < 6.5 mm for computer tapes, recorded	16.464	63.085	42.352	149.832
8523292910	Other magnetic tapes, of a width >= 4mm, and < 6.5 mm, unrecorded	7.969	162.057	109.998	839.538
8523292990	Other magnetic tapes, of a width >= 4mm, and < 6.5 mm, recorded	0	28	0	16.767
8523293100	Magnetic tapes, of a width >= 6.5 mm for computer tape, in pancake/jumbo, unrecorded	654	6.345	60.150	293.461
8523293200	Magnetic tapes, of a width >= 6.5 mm for other computer tapes, unrecorded	873	1.089	5.936	27.953
8523293300	Magnetic tapes, of a width >= 6.5 mm for other, in pancake/in jumbo form, unrecorded	0	475	0	18.219
8523293910	Oth magnetic tapes, of a width >= 6.5 mm, unrecorded	71.071	568.312	257.593	2.205.571
8523293990	Oth magnetic tapes, of a width >= 6.5 mm, recorded	0	1.241	0	8.207
8523294100	Magnetic discs for reproducing phenomena other than sound/image	61	641	671.504	900.668
8523294200	Magnetic discs for reproducing representation of instruction, data, sound, image	1.845	15.108	140.261	1.811.209
8523294300	Other magnetic discs, unrecorded	0	253.922	0	1.366.341
8523294400	Other magnetic discs, recorded	1	1.164	1	42.021
8523299100	Magnetic media for computer use, unrecorded	8.275	276.904	28.855	626.259
8523299300	Magnetic media for reproducing representation of instruction, data, sound, image	16.441	80.510	377.200	1.901.794
8523299900	Other magnetic discs	6.683	125.992	67.582	1.491.955
8523401100	Discs for laser reading systems for computer use, unrecorded	127.604	141.131	670.918	1.092.797
8523401200	Discs for laser reading systems for reproducing phenomena not sound/image	1	28.295	64	268.222
8523401300	Discs for laser reading systems for reproducing sound only	602	628	3.439	14.750
8523401400	Discs for laser reading system for reproduction of instruction, data, sound, image	2.703	28.352	2.722.786	9.982.605
8523401900	Other discs for laser reading systems	10.245	27.529	129.981	625.502
8523409100	Optical media for computer use, unrecorded	1	16.191	29	81.929
8523409200	Optical media for reproducing phenomena not sound/image	0	27	0	153
8523409300	Optical media for laser reading systems of a kind for reproducing sound only	0	1	0	12.662
8523409400	Optical media for reproducing, representation of instruction, data, sound, image	566	10.735	142.466	11.105.425
8523409910	Other optical media, unrecorded	0	4.053	0	709.507
8523409990	Other optical media, recorded	2.614	18.783	365.176	2.897.372
8523511000	Solid-state non-volatile storage devices suitable for computer use, unrecorded	400	705	61.022	109.978
8523513000	Solid-state non-volatile storage devices representing instruction, data, sound, images	182	897	17.749	673.042
8523519010	Solid-state non-volatile storage devices unrecorded	1.516	23.081	8.913	68.088
8523519090	Solid-state non-volatile storage devices recorded	728	1.148	191.430	209.213
8523520000	Smart cards	112.203	644.931	6.126.322	55.276.878
8523591000	Proximity cards and tags	1.240	7.864	96.195	192.286
8523592000	Other semiconductor media, suitable for computer use, unrecorded	7.542	12.584	26.518	239.901
8523593000	Other semiconductor media, suitable for reproducing, phenomena not sound/image	0	583	0	8.814
8523594000	Oth semiconductor media, suitable for reproduction, representation of instruction, data, sound, image	375	5.522	258.363	464.558
8523599010	Other semiconductor media, unrecorded	0	143	0	530
8523599090	Other semiconductor media, recorded	251	7.008	660	138.034
8523801000	Oth disc, tapes, solid-state non-volatile storage for computer use, unrecorded	185	4.917	96.054	1.839.146
8523802000	Oth disc, tapes, solid-state non-volatile storage for reproduction, phenomena not sound/image	0	1	0	400
8523803000	Oth disc, tape, solid-state non-volatile for reproduction, representation of instruction, data, sound	129.742	727.995	580.412	3.261.655
8523804000	Gramophone records	0	66	0	208
8523809010	Oth discs, tapes, solid-state non-volatile storage unrecorded	0	500	0	54.611
8523809090	Oth discs, tapes, solid-state non-volatile storage recorded	0	26.767	0	405.015
8525500010	Transmission apparatus for radio-broadcasting	0	1.408	0	169.150
8525500020	Transmission apparatus for television	26.127	73.786	1.863.014	5.636.880
8525500090	Other transmission apparatus for other	1.010	15.792	97.462	2.030.032
8525600000	Transmission apparatus incorporating reception apparatus	65	10.822	1.230	1.664.951
8525801000	Web cameras	13.089	99.410	133.113	1.844.725
8525802011	Digital still image video cameras	10.854	66.701	569.077	1.766.587
8525802019	Other digital camera	93.975	611.868	944.495	26.274.457
8525802020	Video camera recorders	14.343	126.300	520.390	3.157.422
8525809000	Television camera	35.317	203.641	202.049	8.430.996
8526101000	Radar apparatus, ground base, of a kind for incorporation in civil aircraft/seagoing vessel	4	98.409	1.665	4.996.394

I.3. IMPOR MENURUT KOMODITI / IMPORT BY HS COMMODITY
*****AGUSTUS / AUGUST 2009 *****

HS	Uraian Komoditi Commodity Description	Berat Bersih / Net Weight (Kg)		Nilai / Value C.I.F (US\$)	
		Bulan ini Current Month	Kumulatif Cum. Jan. to date	Bulan ini Current Month	Kumulatif Cum. Jan. to date
8526109000	Other radar apparatus	3.768	110.352	482.836	3.220.366
8526911000	Radio navigational aid app, for incorpor civil aircraft/seagoing vessel	8.573	30.875	263.240	1.368.071
8526919000	Other radio navigational aid apparatus	30.699	1.153.566	217.136	8.022.373
8526920000	Radio remote control apparatus	14.672	317.519	84.460	4.552.246
8527120000	Pocket-size radio cassette-players	653	17.342	2.272	70.538
8527131000	Oth app combined with sound, recording or reproducing apparatus, portable	11.805	147.349	90.247	683.032
8527139000	Oth app combined with sound, recording or reproducing apparatus, not portable	24	47.508	5.561	57.124.977
8527191100	Reception app capable of plan, manage, monitor electromagnet spectrum portable	38	498	4.565	12.845
8527191900	Reception app capable of plan, manage, monitor electromagnet spect not portable	5.460	35.352	91.946	286.055
8527199100	Oth radio-broadcast receiver can operate without extern source of power, portable	0	7	0	342
8527199900	Oth radio-broadcast receiver can operate without ext source of power, not portable	0	40.196	0	388.231
8527210000	Radio-broadcast receiver, use ext source power combined with sound record app	20.589	129.900	791.882	4.456.405
8527290000	Radio-broadcast receivers, not capable of operate without extern source of power	38.652	160.409	9.607.595	15.782.170
8527911000	Oth recept app for radio-broadcast, combi- ned with sound record app. portable	0	2.406	0	36.673
8527919000	Oth color cathode-ray tube monitor used in auto data process system head. 84.71	58.710	271.934	562.500	2.937.063
8527921000	Oth recept app for radio-broadcast, not combined with sound record app. portable	4.473	11.714	58.168	170.450
8527929000	Oth recept app for radio-broadcast, not combi with sound record app not portable	8.741	58.731	57.020	696.794
8527991000	Other reception app for radio-broadcast, portable	0	41.803	0	98.221
8527999000	Other reception app for radio-broadcast, not portable	7.665	34.555	15.350	80.464
8528411000	Colors cathode-ray tube monitor for used in auto data proc. system, hd 84.71	1.990.329	9.559.449	1.065.312	6.886.565
8528412000	B/w of cathode-ray tube monitor for used in auto data proc. system, hd 84.71	17.382	43.450	10.277	103.499
8528491000	Oth color cathode-ray tube monitor used in auto data process system head. 84.71	5.844	35.821	573.149	2.853.436
8528492000	Oth b/w/monch color cathode-ray tube monitor in auto data proc system, hd 84.71	1	4.122	44	130.933
8528511000	Projection type flat panel display unit for auto data process system hd 84.71	24.220	486.895	540.352	8.193.736
8528512000	Oth color monitor use in an auto data process system head. 84.71	257.709	2.523.251	4.500.483	21.815.533
8528513000	Other b/w/monochrome monitor used in automatic data process system hd 84.71	45	14.831	1.654	365.622
8528591000	Oth colors monitors use in an auto data	6.373	63.141	43.737	813.930
8528592000	Other b/w/monochrome monitors	4.809	7.134	12.234	103.077
8528611000	Flat panel display types used in auto-data processing system head. 84.71	0	2.012	0	17.223
8528619000	Oth projector for used in an automatic data process system head. 84.71	9.508	27.450	322.834	776.603
8528690000	Other projectors	18.186	46.005	186.473	1.180.159
8528711000	Recept app for TV, not design to incorp video display, with communication funct	61	12.668	25.643	300.404
8528719000	Other recept. app for TV, not design to incorporation a video display	5.023	127.291	129.590	2.599.707
8528721000	Other color receivers, battery operated	5.553	5.589	20.121	23.904
8528729000	Other color receivers, not battery operated	415.370	2.172.727	9.548.748	46.907.434
8528731000	Other b/w receivers, mains operated/battery operated	22	124	3.246	4.657
8528739000	Other b/w receiver, not battery operated	0	30.295	0	65.342
8529102000	Parabolic aerial reflector dishes for direct broadcast, multi-media system & part	437.683	1.926.650	1.485.182	8.263.694
8529103000	Telescopic, rabbit & dipole antennae for television/radio receivers	61.096	378.503	157.707	1.226.899
8529104000	Aerial filters and separators	2.573	44.586	62.809	449.784
8529106000	Feed horn (wave guide)	17.420	203.479	101.267	1.348.312
8529109200	Other aerial/reflector with transmission apparatus for radio-broadcasting/tv	4.409	333.637	202.527	2.420.042
8529109900	Aerials & reflect. s of all kinds not for radio-telephony/radio-telegraphy	108.649	764.911	575.302	5.349.021
8529902000	Parts of decoders suitable for use with the app of headings 85.25 to 85.28.	170.216	725.367	625.196	8.271.791
8529904000	Parts of digital cameras/video camera recorders with app of hd 85.25 to 85.28	520.853	2.684.624	60.986.889	351.275.509
8529905100	Other PCB, assembled for goods of subheading 8525.50/8525.60	1.800	32.657	11.125	251.521
8529905200	Other PCB, assembled for goods of subhd 8527. (13; 19; 21; 29, 91 atau 99)	150.456	790.900	752.321	3.612.106
8529905300	Other PCB, assembled for flat panel display of heading 85.28	7.733	87.481	180.944	2.492.908
8529905400	Other PCB, assembled for TV receivers of heading 85.28	148.652	655.122	447.679	2.447.654
8529905500	Other PCB, assembled for goods of heading 85.28	3.060	21.969	6.347	66.115
8529905900	Other PCB	405.155	2.399.007	3.200.544	23.024.611
8529909100	Parts of TV receivers suitable for with the apparatus of hd 85.25 to 85.28	1.724.514	13.472.106	10.133.496	93.914.770
8529909400	Parts of flat panel display for use with the apparatus of hd 85.25 to 85.28	26.218	219.481	121.084	1.286.299
8529909900	Other parts suitable for use with the apparatus of hd 85.25 to 85.28	226.972	2.060.893	1.764.621	27.358.295
8530100000	Elect. signall, safety/traffic control equip for railways/tramways	3.544	38.898	347.157	1.651.238
8530800000	Elect. signall, safety/traffic control equip for road, inland waterway, park fasc	13.578	136.630	78.934	2.879.729
8530900000	Part of electrical signall, safety/traffic control equipment	411	39.764	18.983	680.108
8531101000	Burglar alarms	6.897	79.789	31.974	616.810
8531102000	Fire alarms	46.820	249.349	444.439	2.813.839
8531103000	Smoke alarms	3.974	47.551	25.471	412.002
8531109000	Other alarms and similar apparatus	46.740	381.711	614.600	6.452.377
8531200000	Indicator panel incorp liquid crystal devices (lcd)/light emitting diode (led)	61.463	728.272	3.695.364	29.279.595
8531801100	Door bells, buzzers and dings	3.266	31.242	8.969	183.950
8531801900	Other electric bells	1.287	21.734	20.537	449.262
8531802000	Flat panel displays (including electroluminescence, plasma and other technolog	6.776	30.814	379.202	494.304
8531809010	Telegraphic apparatus for ships engine rooms	0	4.286	0	132.014
8531809090	Other electric sound/visual signalling apparatus	11.189	77.455	102.598	1.065.210
8531901000	Parts incl, printed circuit assemblies of subheading 8531.20/8531.80.20	158	15.051	1.444	1.660.236
8531902000	Parts of door bells/other door sound signaling apparatus	161	983	1.088	4.663
8531909000	Other parts of electric sound/visual signaling apparatus	11.309	91.410	174.591	3.903.376
8532100000	Fixed capacitor design for use in 50/60hz circuit, reactive power >0.5 kvar	135.425	782.924	3.700.494	25.644.944
8532210000	Tantalum fixed capacitors	9.514	62.387	634.837	4.000.064

I.3. IMPOR MENURUT KOMODITI / IMPORT BY HS COMMODITY
*****AGUSTUS / AUGUST 2009 *****

H S	Uraian Komoditi Commodity Description	Berat Bersih / Net Weight (Kg)		Nilai / Value C.I.F (US\$)	
		Bulan ini Current Month	Kumulatif Cum.Jan. to date	Bulan ini Current Month	Kumulatif Cum.Jan. to date
8532220000	Aluminium electrolytic fixed capacitors	148.355	1.064.064	3.763.592	26.876.865
8532230000	Ceramic dielectric, single layer of fixed capacitor	33.163	166.224	940.685	6.687.306
8532240000	Ceramic dielectric, multilayer	36.779	211.419	2.232.711	15.234.557
8532250000	Dielectric of paper/plastics of fixed capacitor	16.624	208.747	337.269	2.646.243
8532290000	Other fixed capacitors	169.302	1.045.887	2.795.289	17.436.476
8532300000	Variable/adjustable(pre-set) capacitors	33.902	303.229	743.695	5.319.551
8532900000	Parts of other fixed capacitors	431.860	2.347.819	10.356.503	68.170.254
8533101000	Fixed carbon resistors, composition/film types surface mounted	9.843	131.557	418.973	7.967.483
8533109000	Fixed carbon resistors, composition/film types not surface mounted	42.149	370.417	2.051.691	17.417.542
8533210000	Oth fixed resistors for a power handling capacity <= 20w	20.938	194.211	907.936	9.298.218
8533290000	Oth fixed resistors for a power handling capacity > 20w	52.187	325.337	1.875.217	11.567.380
8533310000	Wirewound variable resistors, rheostats, for a power handling capacity <= 20w	2.801	18.420	16.319	136.157
8533390000	Wirewound variable resistors, rheostats, for a power handling capacity > 20w	7.900	60.350	67.106	1.715.797
8533400000	Other variable resistors, including rheostats and potentiometers	42.214	215.361	1.740.206	7.800.379
8533900000	Parts of electrical resistors	81.415	400.441	2.305.913	12.868.874
8534001000	Printed circuits, single-sided	92.822	554.035	2.427.070	12.175.144
8534002000	Printed circuits, double-sided	17.419	196.280	432.738	6.216.195
8534003000	Printed circuits, multi-layer	28.176	345.904	1.163.729	13.193.790
8534009000	Oth printed circuits	361.891	2.673.785	14.867.614	102.454.133
8535100000	Fuses for voltage >1000volts	6.898	76.898	100.700	819.309
8535211000	Automatic circuit breakers for a volt< 72.5 kv, moulded case type	3.891	28.856	147.447	701.311
8535219000	Automatic circuit breakers for a volt< 72.5 kv, other than moulded case type	48.986	421.051	1.049.587	10.218.181
8535290000	Automatic circuit breakers for a volt>= 72.5 kv, moulded case type	92.388	177.243	3.848.354	8.367.736
8535301000	Isolating switches, make-&-break switch suitable for a volt > 1 kv & < 40 kv	168	42.626	7.217	385.090
8535302000	Isolating switches, make-&-break switch for voltage >= 66 kv	270	79.748	4.882	817.048
8535309000	Isolating switches, make-&-break switch for voltage >= 40 kv and < 66 kv	50.077	547.925	581.415	14.078.609
8535400000	Lightning arresters, voltage limiters and surge suppressors	24.790	246.265	341.119	4.331.643
8535901000	Bushing and tap changer assemblies for electricity distrib/power transformers	46.684	307.716	712.828	6.509.033
8535909000	Oth elect app. for switch/prot. elect circuits, for make connect elect circuits	531.622	3.066.571	4.787.120	25.954.328
8536101000	Thermal fuses; glass type fuses for voltage <= 1000volts	17.336	177.229	501.574	4.017.665
8536109000	Other fuses for voltage <= 1000 volts	49.868	658.841	593.368	5.738.188
8536201000	Automatic circuit breakers moulded case type for voltage <=1000volts	290	60.842	11.792	1.360.817
8536202000	Auto-circuit breaker for incorporation into elec-thermic for voltage <=1000volts	7	3.929	198	78.893
8536209000	Other automatic circuit breakers for voltage <=1000volts	19.906	218.811	145.986	4.011.427
8536300000	Oth apparatus for protecting electrical circuits	88.449	687.064	1.067.128	10.123.384
8536410000	Relay for a voltage <= 60 volts/circuits	70.371	476.490	1.346.484	10.229.824
8536490000	Relay for a voltage > 60 volts and <= 1000 volts	153.302	894.662	2.075.641	16.214.055
8536502000	Over current, residual current automatic switches for voltage <= 1000 volts	6.363	85.789	88.879	1.675.759
8536503100	High inrush switch, commutator for stoveranges, microphone switch, domestic use	4.392	45.495	52.700	428.216
8536503900	High inrush switch, commutator for stoverange, microphone switch, not domestic use	134.275	703.303	1.177.277	6.225.320
8536504000	Miniature switches for rice cooker/oven/toasters	0	435	0	2.109
8536505000	Electronic AC switch consist of optical couple input, output circuits, elect switch	10.853	67.043	336.763	2.202.003
8536506100	Make, break switches for domestic use with rated current carry cap < 16 amps	96	12.297	1.942	75.187
8536506900	Make, break switch not for domestic use with rated current carry cap < 16 amps	12.200	66.502	44.206	715.910
8536509100	Starters for elect motor, fuses, switch, fuse, suitable for use in electric fans	14.335	355.875	342.570	4.827.724
8536509910	Smoke switches	1.362	13.472	50.389	314.724
8536509990	Oth electronic AC switches for voltage < 1000 v & ac current <= 11 amps	581.496	2.846.410	5.527.948	29.063.571
8536611000	Lamp-holders of a kind for compact lamp or halogen lamps	12.409	60.977	29.321	206.598
8536619000	Lamp-holders oth than compact lamps/halogen lamps	201.930	947.130	358.445	2.051.322
8536691100	Telephone plugs for domestic use, rate current carrying capacity < 16 amps	23.784	201.748	740.551	2.293.215
8536691900	Telephone plugs not for domestic use, rate current carrying capacity < 16 amps	32.098	212.618	415.882	1.949.823
8536692100	Av sockets, cathode ray tube sockets for tv, radio receiv, cap < 16amp, domestic use	3.112	9.878	650	18.735
8536692900	Av sockets, cathode ray tube sockets for tv, radio recv, cap < 16amp, not domestic use	7.427	96.046	121.237	796.500
8536693100	Sockets, plug for co-axial cable, printed circuits, domestic use, radio equip, < 16amps	21.407	46.699	39.903	219.771
8536693900	Sockets, plug for co-axial cable, printed circuits, not domestic use, radio equip, < 16amp	15.711	344.491	320.085	16.186.332
8536699100	Other plug and sockets, domestic use, radio equip., ac capacity < 16 amps	17.603	106.327	147.900	1.573.696
8536699900	Other plug & sockets, not domestic use, radio equip., ac capacity < 16 amps	21.519	308.941	389.918	4.199.209
8536700000	Connectors for optical fibres, optical fibres bundles/cables	19.970	194.987	287.451	2.775.208
8536901100	Connection, contact elements for wires and cables; wafer probes	49.391	479.472	788.862	5.378.419
8536901900	Other connection, contact elements for wires and cables; wafer probes	178.901	807.702	4.598.064	44.969.037
8536902100	Junction boxes for domestic use, cap. < 16 amps, for use elect fan/radio	81.632	274.949	1.625.051	5.156.678
8536902900	Junction boxes not for domestic use, cap. < 16 amps, for use elect fan/radio	103.898	1.129.565	2.946.736	21.598.140
8536903100	Cable connectors consist of a jack plug, domestic use, < 16amp, for elect fan/radio	20.224	163.645	437.827	3.606.953
8536903900	Cable connectors consist of a jack plug, not domestic, < 16amp, for elect fan/radio	283.562	1.938.549	4.853.120	40.767.993
8536909100	Oth cable connect consist of jack plug, cap. < 16 amps, for use elect fan/radio	19.322	271.936	306.543	4.086.732
8536909910	Connector & socket cable for ic, printed circuit	117.218	901.058	2.866.113	19.649.701
8536909990	Other connector and socket cable	674.354	3.919.758	22.764.684	63.142.747
8537101000	Switchboards & control panels for voltage <= 1000 volt	31.724	351.015	522.490	8.431.699
8537102000	Distribution boards for use with goods of hd. 84.71, 85.17, 85.25 < 1000 volt	4.933	136.966	178.076	1.631.594
8537103000	Programmable logic controllers for auto-mach for trans. for voltage <= 1000 volt	11.968	78.797	5.340.722	6.785.711
8537109000	Oth board for elect control for voltage <= 1000 volt	798.615	3.058.620	8.078.441	35.943.668
8537201100	Switchboards incorp. elect instrum for break, connect/protect elect circ > 66 kv	1.593	393.872	28.077	27.836.949

I.3. IMPOR MENURUT KOMODITI / IMPORT BY HS COMMODITY
*****AGUSTUS / AUGUST 2009 *****

HS	Uraian Komoditi Commodity Description	Berat Bersih / Net Weight (Kg)		Nilai / Value C.I.F (US\$)	
		Bulan ini Current Month	Kumulatif Cum.Jan. to date	Bulan ini Current Month	Kumulatif Cum.Jan. to date
8537201900	Switchboards incorp. elect instrum forbreak,connect/protec e-circt<1000v&>66kv	10.502	650.853	185.787	4.005.278
8537202100	Control panel incorp. elect instrum forbreak,connect/protect e-circuit > 66 kv	8.888	169.082	166.096	2.144.396
8537202900	Other control panels for a voltage>1,000 volts	205.147	1.275.378	2.441.367	14.262.188
8537209000	Oth board for electric control fora voltage > 1000 volt	157.179	4.046.564	2.410.115	44.742.047
8538101100	Parts of programmable logic control forauto-mach for trans. for <=1000v	20.038	52.956	112.340	701.207
8538101200	Board,panel,console,desk,cabinets ofuse in radio equipment, voltage <= 1000v	0	442	0	4.997
8538101900	Oth board,panel,console,desk,cabinets ofused in radio equipment, voltage<=1000	45.712	323.842	464.175	3.860.809
8538102100	Parts of programmable logic control forauto-mach for trans. for voltage >1000 v	746	8.903	45.801	556.875
8538102200	Board,panel,console,desk,cabinets ofa used in radio equip, voltage>1000 v	14	14	194	194
8538102900	Board,panel,console,desk,cabinets ofused in radio equip, voltage>1000 v	36.564	592.147	480.214	12.510.516
8538901100	Oth board,panel,console,desk,cabinetsconnect for wires, wafer prober<=1000 v	39.434	278.519	669.171	4.517.535
8538901200	Parts of goods of subhd 8536.50.50,8536.69.30,8536.90.10 for voltage<=1000v	166.536	247.200	332.411	2.339.636
8538901300	Parts of goods of subheading8537.10.20 for voltage <=1000 volt	1.963	2.230	16.949	19.558
8538901900	Other parts of boards,panels consoles,for voltage <=1000 volt	14.763	264.235	339.693	3.962.922
8538902100	Parts/printed circuit ass. of telephoneplug connec for wires,wafer prober>1000v	9.999	55.964	107.167	678.054
8538902900	Other parts of boards,panels consoles,for voltage > 1000 volt	320.007	2.349.548	8.175.159	71.249.889
8539101000	Sealed beam lamp units for motorvehicles of chapter 87	61.662	322.583	264.388	1.932.615
8539109000	Other sealed beam lamp units	5.079	110.140	23.800	382.376
8539212000	Tungsten halogen for used in medicalequipment	14.771	15.140	6.791.813	6.817.906
8539213000	Tungsten halogen for used for vehicles	39.605	193.292	742.960	2.890.126
8539214000	Other reflector lamp bulbs of tungstenhalogen	222	13.807	4.008	69.249
8539219000	Oth tungsten halogen	34.274	182.978	219.087	1.868.379
8539222000	Other filament lamps, infra red, power<200 & voltage>100v in medical equip	133	264	1.358	6.530
8539223000	Other reflector lamp bulbs of a power<=200w & for voltage > 100 volt	993	8.043	11.188	101.031
8539229000	Other filament lamps, infra red, power<=200 w& voltage>100v	13.966	106.917	71.759	511.804
8539291000	Other filament lamps, excluding uvor infra-red lamps, in medical equipment	5.918	12.151	48.445	162.993
8539292000	Other filament lamps, excluding uvor infra-red lamps, for motor vehicles	81.457	574.976	1.579.114	9.002.987
8539293000	Other reflector lamp bulbs	19.873	93.162	62.343	736.754
8539294000	Flashlight bulbs; miniature indicatorbulbs, rated up to 2.25 v	2.665	27.719	13.402	134.112
8539295000	Other filament lamps, capacity > 200w &<=300w, voltage>100volts	0	7.696	0	96.431
8539296000	Other filament lamps, capacity < 200w &<=300w, voltage <= 100volts	708	6.736	16.128	123.983
8539299000	Other filament lamps, excl ultra-violetor infra-red lamps	117.108	706.218	470.779	3.592.858
8539311000	Tubes for compact fluourescent lamps	47.136	422.919	187.205	2.776.577
8539319010	Tube lamps	115.938	496.233	739.534	3.281.873
8539319020	Compact fluourescent lamps	121.480	614.651	1.297.411	5.683.016
8539319090	Other fluourescent, hot cathode	1.270.018	8.362.556	7.281.936	53.266.258
8539320000	Mercury/sodium vapour lamps; metalhalide lamps	36.063	240.804	578.639	3.485.876
8539391000	Tubes for compact fluourescent lamps,cold cathode types	242.234	730.369	440.292	1.434.201
8539392000	Discharge lamps for decorative andpublicity purposes	740	6.201	5.584	22.566
8539393000	Other fluourescent cold cathode types	682	16.536	1.807	74.750
8539394000	Electric lamps for mtr vehicle/cycles	48.143	286.242	476.546	2.589.850
8539399000	Discharge lamps, other than uv lamps	84.550	268.819	296.673	1.346.143
8539410000	Arc lamps	841	2.484	3.377	87.745
8539490000	Ultra-violet/infra-red lamps	23.534	114.086	279.443	942.550
8539901000	Part of alumi end caps for fluourescentlamps alum. screw caps for incand lamps	132.111	1.067.071	625.997	8.426.831
8539902000	Oth parts,for lamps of vehicles of allkinds	15.645	117.468	247.830	721.956
8539909000	Oth part of elect filament/dischargelamps including sealed beam lamp unit	566.004	2.851.709	1.176.242	12.457.327
8540110000	Color cathode-ray television picturetube incl video monitor cathode-ray tube	1.785.981	14.765.902	3.113.847	29.112.729
8540120000	B/w cathode-ray TV picture tubes,incl video monitor cathode-ray tubes	18.270	485.972	43.088	718.845
8540200000	Tv camera tubes; image converters andintensifiers; other photo-cathode tubes	7.268	14.285	45.150	91.661
8540401000	Data/graphic display tubes color foruse with articles of heading 85.25	998	3.924	187.685	676.848
8540409000	Data/graphic display tube color not foruse with articles of heading 85.25	184	1.269	40.383	185.733
8540500000	Data/graphic display tubes, black andwhite/other monochrome	1.524	12.511	19.275	141.162
8540600000	Other cathode-ray tubes	0	1.645	0	47.050
8540710000	Magnetrons of microwave tubes	29	441	604	37.623
8540720000	Klystrons of microwave tubes	0	3	0	40
8540790000	Travelling wave tube, carcinotrons exclgrid-controlled tubes of microwave tubes	900	2.949	36.191	138.360
8540810000	Receiver/amplifier valves and tubes	118	1.701	684	371.368
8540890000	Other valves and tubes	457	12.166	29.954	331.015
8540910000	Parts of cathode-ray tubes	14.682	294.923	350.691	3.648.600
8540991000	Parts of microwave tubes	0	85	0	4.322
8540999000	Other parts of thermionic, cold cathodeor photo cathode valves and tubes	8	38.451	103	278.486
8541100000	Diodes, other than photosensitive/lightemitting diodes	79.971	1.064.459	7.453.168	66.988.211
8541210000	Transistor with a dissipation rateof < 1 w	7.906	64.501	613.871	4.414.477
8541290000	Transistor with a dissipation rateof >= 1 w	53.766	653.263	3.186.876	33.950.121
8541300000	Thyristors,diacs and triacs, other thanphotosesintive devices	11.085	39.294	1.397.768	6.753.469
8541401000	Light emitting diodes	11.478	131.301	1.138.405	8.809.116
8541402000	Photocells, including photodiodes/photo-transistors	137.378	294.569	2.102.990	8.451.629
8541409000	Oth photosensitive semiconductor device,including photovoltaic cells	95.427	553.892	5.511.767	28.420.614
8541500000	Other semiconductor devices	17.095	284.086	1.680.058	8.998.291
8541600000	Mounted piezo-electric crystals	10.230	96.926	898.242	6.463.352
8541900000	Parts of diodes,transistors & similarsemiconductor devices	18.333	187.999	425.564	6.299.246

I.3. IMPOR MENURUT KOMODITI / IMPORT BY HS COMMODITY

***AGUSTUS / AUGUST 2009 ***

H S	Uraian Komoditi Commodity Description	Berat Bersih / Net Weight (Kg)		Nilai / Value C.I.F (US\$)	
		Bulan ini	Kumulatif	Bulan ini	Kumulatif
		Current Month	Cum.Jan. to date	Current Month	Cum.Jan. to date
8542310000	Processors,controller, converter, logiccircuit, amplifier, clock timing circuit	133.617	895.695	17.668.062	104.440.650
8542320000	Memories of elect integrated circuits	26.615	188.907	2.830.938	13.265.322
8542330000	Amplifiers of elect integrated circuits	22.244	109.615	310.115	1.510.505
8542390000	Other electronic integrated circuits	202.764	1.423.539	50.377.613	333.907.358
8542900000	Parts of electronic integrated circuits	159.295	1.109.188	33.324.640	178.437.855
8543100000	Particle accelerators	187	7.260	8.899	168.488
8543200000	Signal generators	139	25.260	9.265	341.784
8543302000	Wet processing equip. for the applic.by immersion of chemical/elec.chemical	0	883	0	177.684
8543309000	Oth machines & app for electroplating,electrolysis/electrophoresis	131.700	610.477	2.860.361	12.526.732
8543701000	Electric fence energisers	3	21.456	59	727.952
8543702000	Remote control apparatus, other thanradio remote control apparatus	67.594	607.930	251.649	2.970.982
8543703000	Electrical machines with translationor dictionary functions	1.590	19.589	36.023	1.094.751
8543704000	Equip for the removal of dust particlesor elimination of electrostatic charge	315	5.000	5.871	691.834
8543705000	Integrated receiver/decoder ird fordirect broadcast multimedia systems	190.465	971.637	1.074.495	8.422.861
8543709010	Electrical mine detonators	2.627	10.995	25.683	204.659
8543709090	Other electrical detonators	260.134	1.931.034	2.738.001	13.426.351
8543901000	Parts of goods of subheading 8543.10/8543.20	237	15.498	91.451	333.982
8543902000	Parts of goods of subheading 8543.30.20	127.381	279.113	1.144.486	1.412.196
8543903000	Parts of goods of subheading 8543.70.30	0	37.323	0	394.991
8543904000	Parts of goods of subheading 8543.70.40	0	1.280	0	239.691
8543905000	Parts of goods of subheading 8543.70.50	22	29.564	74	67.585
8543909000	Other parts of goods of heading 8543	151.807	938.390	4.177.814	18.310.542
8544110010	Winding wire of copper, laquered/enamelled	222.330	1.731.757	1.399.942	12.744.361
8544110020	Winding wire of copper, cover with papertextile material/PVC	226.700	1.144.572	986.817	7.061.218
8544110030	Winding wire of copper, laquer/enamelled& cover with paper, textile material/PVC	49.181	561.808	443.136	3.348.815
8544110040	Winding wire of copper, rect cross-sect.and without connectors	16.181	574.158	121.525	3.891.464
8544110090	Other winding wire of copper	619.328	3.898.067	5.680.680	25.846.499
8544191000	Winding wire not of copper, laquered/enamelled	549	19.450	1.354	241.625
8544192000	Winding wire not of copperof manganese resistance wire	7.187	103.166	73.733	2.668.652
8544199000	Other winding wire not of copper	256.633	2.405.351	1.366.209	14.313.091
8544201000	Insulated cables fitted with connectors,for a voltage <=66.000volts	327.775	2.120.490	1.721.021	11.249.495
8544202000	Insulated cable not fitted withconnector for a voltage <=66.000volts	575.496	5.358.863	2.058.119	25.536.108
8544203000	Insulated cables fitted with connectorsfor a voltage >66.000volts	34.753	637.521	113.213	2.260.343
8544204000	Insulated cables not fitted withconnectors for a voltage >66.000volts	44.379	290.593	1.405.063	5.538.431
8544301000	Wiring harnesses for motor vehicles	88.324	619.587	1.226.808	8.196.121
8544309000	Oth ignition wiring sets,oth wiring setfor used in vehicles, aircraft/ships	621.512	2.659.370	4.640.642	24.546.078
8544421100	Telephone, telegraph, radio relay cables submarine, for communication, <= 80 v	12.005	95.034	69.992	1.114.314
8544421900	Other fitted with connectors for telecom-munication, voltage <= 80 v	70.056	537.401	727.276	10.367.225
8544422000	Fitted with connectors for telecom-munication voltage > 80 v & <= 1000 v	69.073	347.457	292.873	2.382.156
8544423000	Battery cables for voltage <= 1000 v	16.176	65.335	100.714	403.760
8544429000	Oth fitted with connector, for voltage<= 1000 volts	224.994	2.247.134	2.119.607	23.417.477
8544491100	Telephone,telegraph,radio relay cables submarine, not for communication, <=80 v	39.691	337.207	515.706	4.102.527
8544491900	Other fitted with connectors not for telmunication, voltage <= 80 v	93.962	793.131	575.777	5.103.128
8544492100	Shielded wire for mnfact. of auto-wiringharnesses, not for communication, <=80 v	926.384	4.739.129	7.755.279	26.362.132
8544492900	Oth fitted with connectors, <= 80 v,not for used for telecommunications	40.410	13.666.398	621.341	6.831.299
8544493100	Telephone,telegraph,radio relay cables submarine, for communic., >80v & <=1000v	197	16.662	7.488	150.219
8544493900	Oth fitted with connectors for telecommunication, voltage > 80 v and < 1000 v	55.584	478.678	243.574	3.471.021
8544494000	Other fitted with connectors, > 80 v & <= 1000 v of a kind not used for telecom	94.844	814.807	954.157	7.355.382
8544601000	Other electric conductors, volt > 1 kvand <= 36 kv	11.841	572.804	86.269	3.809.884
8544602100	Plastic insulated elec.cable havingcross sec<=400mm for 36kv<volt<=66kv	20.000	110.762	239.886	558.970
8544602900	Plastic insulated elec.cable havingcross sec>400mm for 36kv<volt<=66kv	169.323	2.611.932	665.880	16.996.620
8544603000	Other electric conductors, for a voltage> 66 kv	261.044	838.472	1.196.426	8.003.766
8544701000	Optical fibre cables teleph,telegraph,radio relay cables,submarine	0	790.220	0	7.027.397
8544709000	Other optical fibre cables	37.484	393.465	470.606	4.031.266
8545110000	Electroda of a kind used for furnaces	944.945	6.325.849	3.694.144	27.809.627
8545190000	Electroda of a kind used not for furnace	7.418	163.178	115.934	887.737
8545200000	Carbon brushes for electrical purpose	51.603	259.265	882.317	4.312.223
8545900010	Battery carbons	51.828	1.152.692	424.870	4.508.287
8545900090	Lamp carbon, oth articles of graphite/oth carbon, with/without metal	19.226	157.398	223.957	1.998.532
8546100000	Electrical insulators of any material ofglass	165.732	713.860	299.988	2.069.441
8546200010	Ceramic bushing for tranformator	22.683	278.946	235.279	2.046.468
8546200090	Oth elect insulators of any material ofceramics	408.305	1.556.367	871.330	3.474.850
8546900000	Oth elect insulators not of glass andof ceramics	196.208	1.318.194	694.029	6.061.764
8547100000	Insulating fitting of ceramics	2.842	203.063	19.479	2.739.597
8547200000	Insulating fitting of plastics	102.025	682.759	2.156.347	13.272.044
8547901000	Elect conduit, joints therefor, of basemetal lined with insulating materials	356.679	585.679	24.250.728	26.659.831
8547909000	Oth insulating fittings for elect mach,appliances/equipment, being fittings	150.455	1.950.900	617.536	7.066.428
8548101100	Lead acid scrap of primary cells/battery/elect accumulators used in aircraft	0	36	0	2.120
8548102900	Other waste and scrap containing mainlyiron	4.299	4.299	19.383	19.383
8548103900	Other waste, scrap containing mainlycopper	0	150	0	39.082
8548109000	Other waste, scrap of primary cells,primary	733	2.171	3.572	53.752
8548901000	Image sensors contact type copmrisinga photo-conductive sensor element	54.471	105.810	572.991	2.131.237

I.3. IMPOR MENURUT KOMODITI / IMPORT BY HS COMMODITY
*****AGUSTUS / AUGUST 2009 *****

H S	Uraian Komoditi Commodity Description	Berat Bersih / Net Weight (Kg)		Nilai / Value C.I.F (US\$)	
		Bulan ini Current Month	Kumulatif Cum. Jan. to date	Bulan ini Current Month	Kumulatif Cum. Jan. to date
8548902000	Printed circuit assemblies incl such assemblies for external connections	42.082	272.487	3.134.314	23.568.011
8548909000	Other electrical parts of mach and app, nes	145.872	540.803	2.083.855	15.969.400
8601100000	Rail locomotives powered from an external source of electricity	0	269.390	0	960.612
8601200000	Rail locomotives powered by electric accumulators	0	145	0	3.482
8602100000	Diesel-electric locomotives	239	160.347	5.879	3.218.343
8603100000	Self-propelled railway, tramway coach, vantruck powered from ext. source of elect	80	2.319	694	28.216
8603900000	Self-propelled railway, tramway coach, vantruck not power from ext source of elect	0	186	0	15.136
8604000000	Railway/tramway maintenance/service vehicles, whether/not self-propelled	4	88.473	14	878.268
8605000000	Railway/tramway passenger coach, not self-propelled, luggage van, post office coach	0	37.916	0	78.044
8606100000	Tank wagons and the like	0	318	0	9.543
8606300000	Self-discharging vans, wagons, oth than those of subheading 8606.10	0	236	0	13.787
8606910000	Railway/tramway goods vans & wagon not self-propelled covered and closed	21	556	173	3.931
8606920000	Railway/tramway goods vans & wagon not self-propelled open, removable height <= 60cm	0	3.694	0	3.658
8606990000	Railway/tramway goods vans & wagon not self-propelled open, removable height > 60cm	429	1.818	1.369	25.688
8607110000	Driving bogies and bissel-bogies	7.204	14.773	129.346	217.789
8607120000	Other bogies and bissel-bogies	0	42.832	0	311.193
8607190000	Oth, including parts axles & wheels	108.600	3.095.448	1.633.201	17.574.259
8607210000	Air brakes and parts thereof	11.360	29.148	879.501	1.806.183
8607290000	Brakes and parts thereof other than airbrakes	185.671	231.786	374.189	521.225
8607300000	Hooks & oth coupling devices, buffers, and parts thereof	696	7.463	11.861	72.101
8607910000	Other parts of locomotives	112	5.081	6.106	187.154
8607990000	Other part of troling stone	17.896	215.676	2.114.865	3.552.879
8608002000	Electromechanic equip of railway/tramway track fixtures, fitting, mechanic signal	822	16.307	27.031	247.668
8608009000	Non-electromech equip of railway/tramway track fixtures, fitting, mechanic signal	23	43.374	2.984	207.658
8609001000	Containers of metal design & equip for carriage by one/more modes of transport	214.470	480.477	14.906.996	16.462.150
8609009000	Other containers design & equip for carriage by one/more modes of transport	44.281	564.077	86.386	2.254.916
8701101100	Pedestrian controlled tractors, power <= 22.5 kw for agricultural use	3.651	68.264	13.568	348.148
8701101900	Pedestrian controlled tractors, power <= 22.5 kw oth than for agricultural use	20.595	41.595	78.864	97.764
8701102100	Pedestrian controlled tractors, power > 22.5 kw for agricultural use	0	3.958	0	2.786
8701102900	Pedestrian controlled tractors, power > 22.5 kw oth than for agricultural use	0	29.717	0	103.387
8701201000	Road tractors for semi-trailers, ckd	18.230	18.230	124.000	124.000
8701209000	Road tractors for semi-trailers, not ckd	174.056	792.793	765.436	6.712.841
8701301000	Track-laying tractors of a cylinder cap <= 1100 cc	0	198.560	0	2.496.098
8701302000	Track-laying tractors of a cylinder cap > 1100 cc	0	72.070	0	677.335
8701901100	Agriculture tractors of a cylinder cap <= 1100 cc	178.375	288.655	1.051.272	1.376.438
8701901900	Agriculture tractors of a cylinder cap <= 1100 cc	61.723	1.060.870	420.882	6.295.305
8701909100	Other tractors of a cylinder capacity <= 1100 cc	0	3.673	0	18.111
8701909900	Other tractors of a cylinder capacity > 1100 cc	145.209	888.839	1.011.802	5.679.102
8702101400	Motor vehicles for the transport >= 10 p, vehicle weight >= 24 t, ckd, diesel	0	51.965	0	776.396
8702102100	Motor vehicles for the transport >= 10 p, vehicle weight < 6 t, not ckd, diesel	160.421	540.655	1.536.528	5.644.845
8702102200	Motor vehicles for the transport >= 10 p, vehicle weight >= 6t & < 18t, not ckd, diesel	0	11.000	0	211.302
8702102400	Motor vehicles for the transport >= 10 p, vehicle weight >= 24 t, not ckd, diesel	131.700	131.700	78.969	78.969
8702909910	Other motor vehicle, non diesel, >= 10 pa gross vehicle weight < 5 tons, not ckd	0	3.027	0	33.000
8702909920	Other motor vehicle, non diesel, >= 10 pvhcl weight >= 5 tons & < 24 t, not ckd	0	5.821	0	41.100
8703101000	Golf cars, including golf buggies	0	47.624	0	388.774
8703109000	Vehicles specially designed for travel on snow and similar vehicles	0	4.284	0	122.463
8703211000	Go-karts, cylinder capacity <= 1,000 cc internal combust reciprocating piston engine	480	14.510	2.680	34.319
8703212190	Other motor cars, <= 1,000 cc, ckd internal combust reciprocating piston engine	0	3.500	0	34.200
8703212910	Sedan/station wagons, <= 1,000 cc, not ckd internal combust reciprocating piston engine	5.340	5.340	62.682	62.682
8703212990	Other motor cars, <= 1,000 cc, not ckd internal combust reciprocating piston engine	0	2.990	0	34.741
8703219000	Other vehicles, <= 1,000 cc, not ckd internal combust reciprocating piston engine	0	627	0	3.201
8703221190	Other motor cars, 1,000-1500 cc, ckd internal combust reciprocating piston engine	0	328.242	0	1.387.492
8703221910	Sedan/station wagon, 1,000-1500 cc, not ckd internal combust reciprocating piston engine	1.195.969	6.704.437	11.168.454	57.270.556
8703221990	Oth motor cars, 1,000-1500 cc, not ckd internal combust reciprocating piston engine	1.003.246	6.010.600	8.175.844	46.556.196
8703229000	Other vehicles, 1,000-1500 cc, not ckd internal combust reciprocating piston engine	0	2.114	0	9.368
8703231000	Ambulances, 1500-3000 cc intern combust reciprocating piston engine	0	75.218	0	282.632
8703234190	Other motor cars, 1500-1800 cc, ckd internal combust reciprocating piston engine	0	2.500	0	6.879
8703234290	Other motor cars, 1800-2000 cc, ckd internal combust reciprocating piston engine	189.185	1.441.930	1.281.312	9.753.461
8703234390	Other motor cars, 2000-2500 cc, ckd internal combust reciprocating piston engine	236.070	523.817	1.986.685	4.391.214
8703235110	Sedan/station wagons, 1500-1800 cc, not internal combust reciprocating piston engine	378.747	2.072.405	4.376.658	22.720.202
8703235190	Other motor cars, 1500-1800 cc, not ckd internal combust reciprocating piston engine	172.902	496.282	1.232.755	4.171.450
8703235210	Sedan/station wagons, 1800-2000 cc, not internal combust reciprocating piston engine	750.707	1.052.787	7.762.511	11.135.090
8703235291	Oth motor car, 1800-2000 cc, (4x2) system, not ckd, int combust reciprocating piston engine	23.940	57.888	170.470	537.366
8703235292	Oth motor car, 1800-2000 cc, (4x4) system, not ckd, int combust reciprocating piston engine	3.741	20.518	60.569	316.477
8703235310	Sedan/station wagon, 2000-2500 cc, not ckd internal combust reciprocating piston engine	296.551	1.039.416	3.566.731	12.618.135
8703235391	Oth motor car, 2000-2500 cc, (4x2) system, not ckd, int combust reciprocating piston engine	970.749	4.290.531	11.234.161	46.531.211
8703235392	Oth motor car, 2000-2500 cc, (4x4) system, not ckd, int combust reciprocating piston engine	6.810	102.520	74.198	1.104.371
8703235410	Sedan/station wagon, 2500-3000 cc, not ckd internal combust reciprocating piston engine	166.995	373.140	2.461.232	6.488.256
8703235491	Oth motor car, 2500-3000 cc, (4x2) system, not ckd, int combust reciprocating piston engine	0	48.819	0	798.733
8703235492	Oth motor car, 2500-3000 cc, (4x4) system, not ckd, int combust reciprocating piston engine	14.878	141.272	274.943	2.304.194
8703239320	Oth vehicle, 2000-2500 cc, (4x4) system, not ckd, int combust reciprocating piston engine	3.452	4.830	54.244	81.622
8703239420	Oth vehicle, 2500-3000 cc, (4x4) system, not ckd, int combust reciprocating piston engine	0	4.400	0	29.820

I.3. IMPOR MENURUT KOMODITI / IMPORT BY HS COMMODITY

***AGUSTUS / AUGUST 2009 ***

H S	Uraian Komoditi Commodity Description	Berat Bersih / Net Weight (Kg)		Nilai / Value C.I.F (US\$)	
		Bulan ini	Kumulatif	Bulan ini	Kumulatif
		Current Month	Cum.Jan. to date	Current Month	Cum.Jan. to date
8703241000	Ambulances, cylinder capacity > 3000 cc internal combust reciprocating piston engine	0	6.600	0	125.885
8703245010	Sedan/station wagons, > 3000 cc, not ckd internal combust reciprocating piston engine	107.303	471.426	2.711.777	11.469.842
8703245091	Other motor cars, > 3000 cc, (4x2) system, not ckd, internal combust reciprocating piston engine	44.509	134.879	673.492	1.878.250
8703245092	Other motor cars, > 3000 cc, (4x4) system, not ckd, internal combust reciprocating piston engine	117.835	1.223.951	1.135.048	17.993.430
8703311010	Sedan/station wagon, <= 1500 cc, ckd, diesel	0	2.176	0	1.612
8703312000	Other motor cars, <= 1500 cc, not ckd, diesel	0	3.740	0	1.920
8703319000	Other vehicles, <= 1500 cc, not ckd, diesel	25.093	26.243	106.053	110.599
8703325100	Sedan/station wagon, 1500-2000 cc, not ckd, diesel	225.324	1.334.409	1.773.818	10.242.153
8703325900	Other motor cars, 1500-2000 cc, not ckd, diesel	378.610	2.067.361	3.389.296	17.766.839
8703329900	Other vehicles, 2000-2500 cc, not ckd, diesel	268.104	1.083.955	2.195.547	9.300.462
8703334190	Other motor cars, 2500-3000 cc, ckd, diesel	0	7.071	0	122.000
8703335100	Other motor cars, 2500-3000 cc, not ckd, diesel	0	24.476	0	310.856
8703335200	Other motor cars, > 3000 cc, not ckd, diesel	14.813	129.792	174.644	2.253.918
8703339000	Other vehicles, > 2500 cc, not ckd, diesel	0	10.398	0	209.660
8703905400	Other motor car, > 2500 cc, not ckd	0	2.695	0	78.078
8703909000	Other vehicles, not ckd	0	2.950	0	91.168
8704101200	Damper designed for off highway, <= 24 t, not ckd	0	3.700	0	9.726
8704102100	Damper designed for off highway, > 24 t, ckd	464.739	7.260.082	9.639.000	124.003.747
8704102200	Damper designed for off highway, > 24 t, not ckd	2.833.847	25.816.318	27.331.711	284.288.349
8704211900	Other vans, <= 5 t, ckd, diesel	0	10.057	0	833.179
8704212900	Other vans, <= 5 t, not ckd, diesel	2.735.559	10.615.513	19.804.693	79.350.934
8704222900	Other vans, 5-6 t, not ckd, diesel	0	12.114	0	84.163
8704222911	Other vans, 6-10 t, ckd, diesel	1.295.533	2.052.569	8.011.500	12.377.820
8704222919	Other vans, 6-10 t, not ckd, diesel	0	2.826	0	4.809
8704224300	Tanker vehicles, 10-20 t, not ckd, diesel	0	53.698	0	53.064
8704224900	Other vans, 10-20 t, not ckd, diesel	0	1.790	0	1.769
8704232900	Other vans, 20-24 t, not ckd, diesel	0	615.300	0	608.025
8704233900	Other vans, > 24 t, ckd, diesel	0	26.680	0	241.325
8704234900	Other vans, > 24 t, not ckd, diesel	250.490	2.676.561	1.545.937	18.836.107
8704312900	Other vans, <= 5 t, not ckd, internal combustion piston engine	483.486	2.551.331	2.798.855	13.414.677
8704322300	Tanker vehicles, 5-6 t, not ckd, internal combustion piston engine	0	7.500	0	28.775
8704328900	Other vans, > 24 t, not ckd, internal combustion piston engine	0	14.000	0	81.421
8704901000	Motor vehicles for the transport of goods, ckd	0	119.604	0	778.780
8704909000	Motor vehicles for the transport of goods, not ckd	0	9.552	0	128.000
8705100000	Crane lorries	234.260	1.030.808	690.400	3.242.173
8705200000	Mobile drilling derricks	0	41.048	0	87.094
8705300000	Fire fighting vehicles	0	817.609	0	17.223.860
8705400000	Concrete-mixer lorries	66.647	385.034	250.450	574.096
8705905000	Street clean vehicle, incl cesspit emptying mobile clinic; spray lorries of all kinds	95.800	1.025.791	57.432	1.191.895
8705909000	Other special purpose motor vehicles	631.921	1.366.097	9.497.467	24.292.264
8706001100	Chassis fitted with engines for agricultural tractors of subheading 8701.10/8701.90	0	1.000	0	5.180
8706001900	Other chassis fitted with engines for vehicles of heading 8701	0	72.166	0	65.359
8706002000	Chassis fitted with engines for vehicles of heading 8702	61.006	116.206	134.674	271.362
8706003000	Chassis fitted with engines for vehicles of heading 8703	0	5.505	0	89.720
8706004000	Chassis fitted with engines for vehicles of heading 8704	57.153	158.558	1.154.722	2.999.775
8706005000	Chassis fitted with engines for vehicles of heading 8705	18.230	52.135	124.000	339.502
8707100000	Bodies for the vehicles of heading 8703	12.043	95.727	67.734	465.292
8707901000	Bodies for the vehicles of heading 8701	4.875	5.017	40.345	41.290
8707903000	Bodies for the vehicles of heading 8705	0	34.124	0	109.841
8707909000	Bodies for the vehicles of heading 8702, 8704	14.377	752.654	145.095	5.879.500
8708101000	Bumper & parts for vehicles heading 8701	302.855	313.991	5.679.858	5.761.452
8708109000	Bumper & parts for vehicles heading 8702; 8703; 8704; 8705	128.290	924.995	1.462.651	9.399.446
8708211000	Safety seat belt for vehicles 8701	111	747	2.234	11.809
8708219000	Safety seat belt for vehicles 8702; 8703; 8704; 8705	54.603	345.280	391.819	2.842.403
8708291100	Component of door trim assembly for heading 8701	3.804	9.835	28.778	115.508
8708291200	Component of door trim assembly for heading 8703	39.015	413.848	485.445	3.654.608
8708291300	Component of door trim assembly for heading 8705/subheading 8704.10	32.369	137.263	231.253	970.186
8708291900	Component of door trim assembly for heading 8702 & 8704 (excluding 8704.10)	121.328	404.462	505.976	1.953.815
8708292000	Parts of safety seat belts of heading 8701-8705	86.099	488.103	602.783	3.382.688
8708299100	Other part, access of bodies for agricultural tractors of subheading 8701.10/8701.90	1.540	3.139	3.472	26.685
8708299200	Other part, access of bodies for agricultural vehicles of heading 8701	62	3.017	3.174	27.922
8708299300	Other part, access of bodies for agricultural of heading 8703	228.685	3.315.419	1.878.468	27.040.475
8708299900	Other part, access of bodies for agricultural of heading 8702; 8704; 8705	162.477	1.605.983	1.257.119	11.813.307
8708301000	Brakes, servo-brakes; parts thereof for vehicles of heading 87.01	11.279	92.853	95.982	900.411
8708302000	Brakes, servo-brakes; parts thereof for vehicles of heading 87.03	211.613	2.068.779	3.058.924	23.761.923
8708309000	Brakes, servo-brakes; parts thereof for vehicles of heading 8702; 8704; 8705	519.156	3.251.564	2.082.938	14.877.083
8708401100	Gear boxes, unassembled for vehicles of heading 87.03	242.787	806.447	4.611.322	14.528.452
8708401200	Gear boxes, unassembled for vehicles of subheading 8704.10/heading 8705	817	10.177	5.335	222.618
8708401900	Gear boxes, unassembled for vehicles of heading 8701-8702 & 8704 (excluding 8704.10)	62.250	897.737	607.382	8.760.326
8708402100	Gear boxes, assembled for agricultural tractors of subheading 8701.10/8701.90	0	443	0	9.573
8708402200	Gear boxes, assembled for other vehicle of heading 87.01	19	9.323	796	111.426
8708402300	Gear boxes, assembled for vehicle of heading 87.03	52.933	364.948	648.026	4.242.776

I.3. IMPOR MENURUT KOMODITI / IMPORT BY HS COMMODITY
*****AGUSTUS / AUGUST 2009 *****

H S	Uraian Komoditi Commodity Description	Berat Bersih / Net Weight (Kg)		Nilai / Value C.I.F (US\$)	
		Bulan ini Current Month	Kumulatif Cum.Jan. to date	Bulan ini Current Month	Kumulatif Cum.Jan. to date
8708402400	Gear boxes, assembled for vehicle of subheading 8704.10/heading 8705	573	7.077	13.117	161.386
8708402900	Gear boxes, assembled for vehicles of heading 8702 & 8704 (excluding 8704.10)	12.795	457.060	73.462	2.281.340
8708409000	Parts of gear boxes	65.481	481.207	381.295	2.725.695
8708501100	Drive-axes with differential, unassablf for vehicles of heading 87.03	171.800	1.663.554	2.515.389	26.557.423
8708501200	Drive-axes with differential, unassablf for vhcl of subhead 8704.10/head 8705	14.167	132.706	198.952	530.330
8708501900	Drive-axes with differential, unassablf for vhcl hd 8701-8702&8704(exlc 8704.10)	81.696	643.798	369.072	3.355.516
8708502100	Drive-axes with differential, assabldfor agri tractor of subhd 870110,870190	0	65.124	0	107.180
8708502200	Drive-axes with differential, assabldfor other vehicles of heading 87.01	5.562	24.209	98.970	348.578
8708502300	Drive-axes with differential, assabldfor vehicles of heading 87.03	127.617	1.046.091	905.569	8.109.271
8708502400	Drive-axes with differential, assabldfor vhcl of subhd 8704.10/hd 87.05	31.018	149.793	514.908	2.127.619
8708502900	Drive-axes with differential, assabldfor vhcl of hd 8702,8704 (exlc 8704.10)	193.906	1.397.400	1.249.361	9.474.379
8708509000	Parts of drive-axes with differential,non-driving, axles	50.529	485.075	326.040	2.294.464
8708701100	Wheel centre discs and caps for agritractors of subheading 8701.10/8701.90	49.811	161.288	50.654	286.287
8708701200	Wheel centre disc & cap for oth vehicleof heading 87.01	12.223	50.282	23.535	273.177
8708701300	Wheel centre disc & cap for oth vehicleof heading 87.03	414.642	2.358.632	611.047	4.955.436
8708701400	Wheel centre disc & cap for oth vehicleof subheading 8704.10/heading 87.05	78.529	355.361	132.287	1.312.378
8708701900	Wheel centre disc & cap for oth vehicleof heading 8702 & 8704 (exlc 8704.10)	483.019	2.529.065	880.723	4.465.005
8708709100	Other road wheel for agri tractors of subheading 8701.10/8701.90	7	4.080	72	47.808
8708709200	Other road wheel for oth vehicles of hd87.01	0	200	0	1.878
8708709300	Other road wheel for vehicles of head87.03	13.127	215.799	116.454	1.413.141
8708709400	Other road wheel for vehicles of subhd8704.10/heading 87.05	33.725	194.907	197.618	1.125.423
8708709900	Other road wheel for vehicles of head8702 & 8704 (excluding 8704.10)	289.809	1.430.622	300.549	2.515.854
8708801100	Suspension systems for agri tractors of subheading 8701.10/8701.90	438	4.964	8.289	63.747
8708801200	Suspension systems for oth vehicles of heading 87.01	6.087	20.973	97.937	309.645
8708801300	Suspension systems for vehicles of head87.03	37.935	225.971	102.846	860.519
8708801400	Suspension systems for vehicle of sebhd8704.10/heading 87.05	7.972	39.760	97.559	509.472
8708801900	Suspension systems for vehicle of sebhd8702 & 8704 (excluding 8704.10)	95.602	610.044	273.421	1.522.640
8708809000	Parts of suspension systems (incl shock-absorbers)	261.823	1.846.809	1.800.402	13.996.202
8708911100	Radiators systems for agri tractors of subheading 8701.10/8701.90	83	8.902	208	47.298
8708911200	Radiators for other vehicles of heading87.01	1.202	9.896	35.891	333.272
8708911300	Radiators for vehicles of heading 87.03	12.316	93.142	97.715	839.213
8708911400	Radiators for vehicles of subhd 8704.10or heading 87.05	10.626	55.301	136.992	696.957
8708911900	Radiators for vehicles of heading 87.02,8704 (excluding 8704.10)	43.184	414.433	227.164	2.741.679
8708919000	Parts of radiator	120.912	845.378	1.292.121	8.150.630
8708921000	Silencers (mufflers),exhaust pipe; partsfor vehicles of heading 87.01	255	1.682	1.557	34.002
8708922000	Silencers (mufflers),exhaust pipe; partsfor vehicles of heading 87.03	226.387	4.021.876	2.378.946	19.348.400
8708923000	Silencers (mufflers),exhaust pipe; partsfor vhcl of subhd 8704.10/head 87.05	1.528	3.291	5.932	43.887
8708929000	Silencers (mufflers),exhaust pipe; partsfor vhcl of hd 8702,8704 (exlc 8704.10)	86.980	643.243	712.383	5.653.613
8708931000	Clutches and parts thereof for agritractors of subhd 8701.10/8701.90	106	28.864	2.565	456.262
8708932000	Clutches, parts thereof for oth vehicleof heading 87.01	2.548	8.299	17.042	63.416
8708933000	Clutches, parts thereof for oth vehicleof heading 87.03	234.326	1.346.579	2.339.971	15.963.987
8708934000	Clutches, parts thereof for vehicles of subheading 8704.10/heading 87.05	7.789	13.988	169.447	262.020
8708939000	Clutches, parts thereof for vehicles of heading 8702 & 8704 (excluding 8704.10)	199.105	1.384.494	876.717	7.336.371
8708941000	Steering wheels with airbag assemblies	1.797	56.232	40.835	303.469
8708949100	Oth steering wheels, columns,boxes foragri. tractors of subhd 8701.10,8701.90	68	354	1.178	7.685
8708949200	Oth steering wheels, columns,boxes forother vehicles of heading 87.01	893	2.446	20.144	70.570
8708949300	Oth steering wheels, columns,boxes forvehicles of subheading 87.03	365.368	2.490.601	5.108.705	33.122.558
8708949900	Oth steering wheels, columns,boxes forfor vehicles of head 8702, 8704, 8705	74.465	416.949	414.813	3.007.814
8708951000	Safety airbags with inflater system	123.331	495.008	507.400	3.809.121
8708959000	Parts of safety airbags with inflatersystem	279	32.333	30.805	207.771
8708991100	Unassembled fuel tank;engine bracket forvehicles of heading 87.01	2.634	573.690	27.683	5.659.674
8708991200	Unassembled fuel tank;engine bracket forvehicles of heading 87.03	80.976	544.921	842.273	5.148.890
8708991900	Unassembled fuel tank;engine bracket forvehicles of head 87.02; 87.04; 8705	38.013	501.162	358.962	3.586.585
8708999100	Other parts and accesories for agritractors of subhd 8701.10/8701.90	21.810	207.574	43.712	1.660.548
8708999200	Other parts,acces for other vehicles of heading 87.01	320	3.164	3.275	26.732
8708999300	Other parts,acces for other vehicles of heading 87.03	1.725.791	10.957.491	14.816.021	93.976.822
8708999900	Other parts,acces for other vehicles of heading 87.02, 8704, 8705	3.937.207	22.171.316	27.158.975	161.616.668
8709110000	Electrical vehicles	0	3.873	0	67.564
8709190000	Non elect work truck,self-propelled,notfitted with lift/handl equip,in factory	19.047	122.555	150.690	1.066.225
8709900000	Part of work trucks,self-propelled, notfitted with lift/handl equip, in factory	5.168	98.552	49.851	682.811
8710000000	Tanks, other armoured fighting vehicles,motorised, with weapons/not, & parts	55.085	348.971	457.322	19.592.596
8711101100	Motorcycle,incl moped,scooters, recipoint combust piston engine < 50 cc, ckd	0	29.488	0	90.355
8711101900	Other motorcycles, reciprocatinginternal piston engine < 50 cc, ckd	0	37.056	0	45.182
8711109100	Motorcycle,incl moped,scooters, recipoint combust piston engine <50 cc,not ckd	0	36.910	0	48.510
8711109900	Other motorcycles, recipro int pistonengine < 50 cc, not ckd	337	22.174	7.028	38.820
8711201090	Motocross motorcycles, with recipo intcombust pist engine, 50-250 cc, not ckd	4.608	47.098	108.108	669.350
8711202100	Motorcycles, scooters, with recipo intcombust piston engine, 50 -125 cc, ckd	9.307	19.436	14.359	41.007
8711202200	Motorcycles, scooters, with recipo intcombust piston engine, 125 -150 cc, ckd	0	14.680	0	42.131
8711202300	Motorcycles, scooters, with recipo intcombust piston engine, 150 -200 cc, ckd	64.320	759.126	423.360	2.713.307
8711202400	Motorcycles, scooters, with recipo intcombust piston engine, 200 -250 cc, ckd	0	11.209	0	66.457
8711203000	Other motorcycles, recipo int pistonengine, 50 -250 cc, ckd	0	33.994	0	48.510
8711204100	Motorcycles, scooters, with recipo intcombust piston engine, 50-125 cc,not ckd	54.926	204.302	321.866	1.178.796

I.3. IMPOR MENURUT KOMODITI / IMPORT BY HS COMMODITY
*****AGUSTUS / AUGUST 2009 *****

H S	Uraian Komoditi Commodity Description	Berat Bersih / Net Weight (Kg)		Nilai / Value C.I.F (US\$)	
		Bulan ini	Kumulatif	Bulan ini	Kumulatif
		Current Month	Cum.Jan. to date	Current Month	Cum.Jan. to date
8711204200	Motorcycles, scooters, with reciprocating piston engine, 125-150cc, not ckd	11.795	116.230	135.016	1.325.904
8711204300	Motorcycles, scooters, with reciprocating piston engine, 150-200cc, not ckd	72.323	596.495	553.284	4.911.270
8711204400	Motorcycles, scooters, with reciprocating piston engine, 200-250cc, not ckd	514.042	1.285.704	5.529.622	16.225.765
8711301090	Motocross motorcycles, with reciprocating piston engine, 250-500 cc, not ckd	1.014	5.907	59.737	381.756
8711309000	Other motorcycles, reciprocating piston engine, 250 -500 cc, not ckd	1.275	1.515	42.058	45.808
8711401090	Motocross motorcycles, with reciprocating piston engine, 500-800 cc, not ckd	0	3.111	0	52.800
8711409000	Other motorcycles, reciprocating piston engine, 500 -800 cc, not ckd	991	11.460	21.409	265.966
8711509000	Other motorcycles, reciprocating piston engine, > 800 cc, not ckd	2.938	6.601	94.050	249.272
8711905000	Other motorcycles, ckd	0	8.499	0	41.990
8711909000	Other motorcycles, not ckd	0	14.636	0	65.571
8712001000	Racing bicycles	0	93.210	0	132.978
8712002000	Bicycles designed to be ridden by children	1.834.075	8.851.926	1.073.896	6.118.812
8712003000	Other bicycles	1.034.440	1.648.178	565.603	1.387.067
8712009000	Other cycles	842.621	3.928.767	1.248.905	6.027.719
8713100000	Carriages for disabled persons, not mechanically propelled	8.419	176.523	30.736	457.778
8713900000	Carriages for disabled persons, mechanically propelled	0	128.155	0	302.639
8714110000	Saddles of motorcycles (incl. mopeds)	9.993	55.207	49.033	307.649
8714190010	Clutch assembly of motorcycles (incl. mopeds)	148.754	1.465.396	2.011.341	18.126.687
8714190020	Gear assembly of motorcycles (incl. mopeds)	273.668	2.117.484	1.247.315	11.014.392
8714190030	Spokes/nipples of motorcycles (incl. mopeds)	2.437.704	15.577.172	17.290.731	128.242.964
8714190040	Oth part & acces, for motorcycles of subheading, 8711.10, 8711.20/8711.90	294.733	1.396.429	1.458.071	6.184.998
8714190090	Oth part & acces, for motorcycles of subheading, 8711.30, 8711.40/8711.50	1.616.842	9.839.575	6.340.982	47.148.679
8714201900	Castors of a dia (incl. tyres) > 250 mm that the wheel width > 30 mm	241	9.249	776	48.004
8714209000	Other parts of carriages for disabled persons	148	34.618	2.184	90.352
8714911000	Frames & forks for bicycles of subheading 8712.00.20	105.808	348.316	139.507	498.642
8714919000	Oth parts of forks	411.195	1.926.261	2.185.630	7.282.109
8714921000	Wheel rims and spokes for bicycles of subheading 8712.00.20	26.139	101.340	50.507	142.664
8714929000	Other wheel rims and spokes	333.072	1.524.268	1.187.521	4.674.310
8714931000	Hubs, (excl. coaster brake hub, hub brake, free/sprocket-wheel), bicycle 8712.00.20	16.075	104.792	15.018	196.502
8714939000	Oth hub, (excl. coaster braking hub, hub brake, free/sprocket-wheel)	173.459	899.275	950.149	2.852.401
8714941000	Brakes, (incl. coast brake hub, hub brake) for bicycles of subheading 8712.00.20	69.326	227.853	71.887	232.498
8714949000	Oth brakes, (incl. coaster braking hubs, hub brakes)	329.902	1.536.169	2.181.996	7.820.676
8714951000	Saddles for bicycles of subhd 8712.00.20	50.732	99.704	38.752	89.930
8714959000	Other saddles	145.873	739.492	362.586	1.383.180
8714961000	Pedals and crank-gear, & parts thrf for bicycles of subheading 8712.00.20	22.557	76.242	12.516	41.419
8714969000	Other pedals and crank-gear, & parts thrf	380.414	995.664	1.126.807	2.810.540
8714991000	Parts & accessories of bicycle of subhd 8712.00.20	942.224	2.871.719	6.652.982	20.387.406
8714999000	Parts & accessories of vehicle of head 87.11 to 87.13. (excl. 8712.00.20)	1.456.982	7.473.101	4.060.983	27.163.615
8715000000	Baby carriages, trailers, semi-trailers, oth vhcl, not mechanically propel, & part	120.607	1.284.190	238.027	2.686.179
8716100000	Trailers & semi-trailers of the caravan type, for housing/camping	0	1	0	2
8716200000	Self-loading/self-unloading trailers & semi-trailers for agricultural purposes	0	3.151	0	20.037
8716310000	Tanker trailers, tanker semi-trailers for the transport of goods	29.750	287.089	355.800	1.213.566
8716394000	Agricultural trailers and semi-trailers	0	456.639	0	2.130.119
8716399000	Other trailers and semi-trailers for the transport of goods	31.079	687.722	290.531	3.663.133
8716400000	Other trailers and semi-trailers	0	1.225.951	0	2.137.575
8716801000	Cart, wagon, sack truck, hand trolleys & similar hand-propelled vhcl used in fact	17.830	231.464	52.233	562.258
8716802000	Wheelbarrows a kind used in factory/workshops	56.686	227.900	43.192	207.891
8716809000	Oth vehicles, not mechanically propelled	58.287	363.992	143.656	1.332.420
8716901100	Wheels for trailers and semi-trailers	284.074	901.972	223.388	1.199.733
8716901300	Other parts for goods of subheading 8716.20	37.034	136.603	84.348	310.200
8716901900	Other parts for trailers, semi-trailers	129.714	1.155.371	567.775	5.366.816
8716909100	Parts for goods of subhead 8716.80.10 or 8716.80.20	51.139	218.894	38.651	291.333
8716909900	Other parts for other vehicles	107.450	971.363	356.138	2.275.364
8801000000	Balloon, dirigibles, glider, hang gliders and other non-powered aircraft.	0	92	0	17.644
8802110000	Helicopters of an unladen weight <= 2,000 kg	0	2.420	0	12.974.274
8802120000	Helicopters of an unladen weight > 2,000 kg	2.909	2.909	4.327.682	4.327.682
8802201000	Aeroplanes of an unladen weight <= 2,000 kg	15.000	45.000	854.250	2.562.750
8802209000	Other aircraft of an unladen weight, <= 2,000 kg	0	4.160	0	1.521.165
8802301000	Aeroplane of an unladen weight > 2,000 kg and <= 15,000 kg	29.544	51.659	15.800.000	39.564.355
8802401000	Aeroplanes of an unladen weight > 15,000 kg	285.221	4.460.630	175.986.874	1.988.878.341
8802600000	Spacecraft (including satellites) and suborbital, spacecraft launch vehicles	0	15.023	0	857.414
8803100000	Propellers, rotors, parts thereof of heading 88.01/88.02.	4.083	59.534	614.432	2.828.579
8803200000	Under-carriages, parts thereof of heading 88.01/88.02.	48	8.149	58.757	461.487
8803300000	Other parts of aeroplanes/helicopters heading 88.01/88.02.	30.175	213.855	4.045.135	48.966.330
8803901000	Parts of telecommunication satellites	12	33.984	4.338	687.950
8803902000	Parts of balloons, gliders/kites	0	102	0	8.099
8803909000	Other parts of goods of heading 88.01 or 88.02	10.805	34.862	250.472	16.085.390
8804000000	Parachutes (incl. dirigible parachutes, paragliders) & rotachutes, parts, acces thrf	3.779	11.910	5.553	336.365
8805100000	Aircraft launching gear, part thereof, deck arrestor/similar gear, part thereof	616	1.982	2.997	35.617
8805291000	Ground flying trainers	0	88	0	3.335
8805299000	Parts of ground flying trainers	1.701	6.104	1.956	257.007
8901101000	Cruise ships, excursion boats, ferry-boats of gross tonnage <= 26 ton	0	69	0	893

I.3. IMPOR MENURUT KOMODITI / IMPORT BY HS COMMODITY
*****AGUSTUS / AUGUST 2009 *****

H S	Uraian Komoditi Commodity Description	Berat Bersih / Net Weight (Kg)		Nilai / Value C.I.F (US\$)	
		Bulan ini Current Month	Kumulatif Cum.Jan. to date	Bulan ini Current Month	Kumulatif Cum.Jan. to date
8901102000	Cruise ships,excursion boats,ferry-boats of gross tonnage>26 but<=250ton	0	1.940.440	0	478.734
8901103000	Cruise ships,excursion boats,ferry-boats of gross weight>250 but<=500ton	0	4.373.000	0	17.775.760
8901106000	Cruise ships,excursion boats,ferry-boats of gross tonnage > 5000 ton	0	8.161.000	0	13.768.500
8901205000	Tankers of gross tonnage > 4000 but<= 5000 ton	4.506.000	10.215.000	9.368.830	18.511.593
8901206000	Tankers of gross tonnage > 5000 ton	0	70.475.000	0	93.407.433
8901305000	Refrigerated vessels, oth than tankersof gross tonnage>4000but<=5000ton	0	699.332	0	262.812
8901306000	Refrigerated vessels, oth than tankersof gross tonnage > 5000 ton	0	1.122.870	0	8.900.000
8901901200	Other vessels, not motorised of grosstonnage > 26 but <= 250 ton	503.000	6.256.278	16.120.000	50.181.144
8901901400	Other vessels, not motorised of grosstonnage > 500 ton	76.554.322	140.263.266	110.131.691	214.846.119
8901902100	Other vessels, motorised of grosstonnage <= 26 ton	17.271	47.270	180.219	519.189
8901902200	Other vessels, motorised of grosstonnage > 26 but <= 250 ton	0	18.433.000	0	29.428.259
8901902300	Other vessels, motorised of grosstonnage > 250 but <= 500 ton	976.000	6.386.000	2.500.517	7.024.913
8901902400	Other vessels, motorised of grosstonnage > 500 but <= 4000 ton	22.562.000	43.072.200	443.626.092	482.577.337
8901902500	Other vessels, motorised of grosstonnage > 4000 but <= 5000 ton	0	2.224.550	0	3.315.000
8901902600	Other vessels, motorised of grosstonnage > 5000 ton	59.561.000	184.195.000	59.576.036	224.666.495
8902001100	Fishing vessels of gross tonnage<= 26 ton	0	12.267	0	19.827
8902001300	Fishing vessels of gross tonnage> 40 but <= 100 ton	0	313.810	0	477.980
8902001400	Fishing vessels of gross tonnage> 100 but <= 250 ton	0	593.572	0	732.393
8902001500	Fishing vessels of gross tonnage> 250 but <= 4000 ton	0	2.274.000	0	2.599.130
8902009100	Factory ship and Oth vessel for fisheryof gross tonage < 26 ton	0	80.140	0	123.870
8902009600	Factory ships&oth vessels for proc/preserv fishery of gro ton > 4000 ton	0	90.000	0	198.999
8903100000	Yachts&oth vessels for pleasure/sportsrowing boats&canoes, inflatable	12.000	37.358	189.082	349.619
8903910000	Sailboats, with/withoutauxiliary motor, not inflatable	201	911.126	2.154	109.402.556
8903920000	Motorboats, other than outboard motor,not inflatable	0	918.031	0	13.901.764
8903990000	Other vessels for pleasure/sports;canoes, not inflatable	18.771	69.928	209.871	748.806
8904001100	Tugs of gross tonnage <= 26 ton	2.026.000	2.026.000	14.161.360	14.161.360
8904001900	Tugs of gro tonnage >26 ton, of apower <= 4000 hp	8.155.000	13.447.603	312.206.835	384.865.944
8904002100	Tugs of gro tonnage <26 ton, of apower <= 4000 hp	154.000	380.525	2.009.514	11.692.543
8904002900	Tugs of gro tonnage >26 ton, of apower > 4000 hp	224.000	1.344.000	6.101.937	7.008.667
8905100000	Dredgers	339.000	21.420.323	1.624.700	18.136.085
8905200000	Floating/submersible drilling/production platforms	344.171	814.010	26.345.381	29.182.628
8905901000	Floating docks of a gro ton > 100 tons	0	2.624.170	0	2.773.004
8905909000	Oth vessels w/navigability of which issubsidiary to their main function	21.401.436	27.434.662	85.624.356	93.327.437
8906901000	Lifeboats oth than rowing boats, othvessels of displacement <= 30 tons	7.754	60.108	36.111	423.881
8906909000	Lifeboats oth than rowing boats, othvessels of displacement > 30 tons	1.821.276	16.089.100	10.395.422	42.895.553
8907100000	Floating structures, inflatable rafts	35.953	335.106	556.248	2.102.835
8907901000	Buoys	42.985	179.300	126.285	858.820
8907909000	Other floating structures	155.932	3.701.448	1.247.099	10.660.639
8908000000	Articles of headings 89.01-89.06imported for breaking up	0	310	0	87.688
9001101000	Optical fibres,optical fibre bundles&cables for telecom.&oth electrical use	37.513	171.766	735.904	5.150.613
9001109000	Optical fibres, optical fibrebundles&cables for other purpose	14.619	207.251	862.956	7.384.327
9001200000	Sheets&plates of polarising material	241	9.115	10.175	988.171
9001300000	Contact lenses	62.169	579.391	5.713.192	54.831.327
9001400000	Spectacle lenses of glass	1.302	29.911	4.796	96.161
9001500000	Spectacle lenses of other materials	13.661	139.396	246.950	3.157.481
9001901000	Lenses & optic elements for photograpor cinematographic cameras	5.275	58.951	1.682.990	5.129.532
9001909010	Lenses & prisms forlighthouses/beacons	437	10.362	173.099	1.298.552
9001909090	Oth elements of glass not opticallyworked	6.799	62.867	645.405	3.361.051
9002111000	Objective lenses for cinematographicprojector	0	9	0	344
9002119000	Objective lenses for cameras & otherprojector	166	14.850	1.394	105.779
9002190000	Objective lenses for oth instruments& apparatus	1.087	8.993	27.489	123.430
9002202000	Filters for cinematographic cameras,photographic cameras & oth projectors	1.333	4.031	2.956	12.692
9002203000	Filters for telescopes/microscopes	119	188	893	3.844
9002209000	Filters for oth instruments&apparatus	1.044	5.866	424.137	1.185.910
9002901000	Lenses&prisms for lighthouses/beacons	114	21.403	2.206	151.831
9002902000	Lenses&prisms for cinematographicprojectors	6	9	73	143
9002903000	Lenses&prisms for cinematographic cam.photographic cameras&oth projectors	0	433	0	33.167
9002904000	Lenses&prisms for medical&surgicalinstruments	13	13	631	631
9002909000	Lenses&prisms for oth instruments	3.542	50.668	736.674	6.519.679
9003110000	Frames&mountings for spectacles,goggles of plastics	20.069	89.647	210.333	632.773
9003190000	Frames&mountings for spectacles,goggles of other materials	26.945	96.296	106.363	398.065
9003900000	Parts of frames&mountings forspectacles, goggles&the like	2.667	37.722	19.536	318.189
9004100000	Sunglasses	101.980	528.502	410.585	2.036.239
9004901000	Corrective spectacles	34.823	177.952	217.611	1.218.023
9004902000	Corrective goggles	0	2.070	0	5.705
9004905000	Protective goggles	723	5.525	2.852	48.624
9004909000	Other spectacles & goggles	63.212	454.995	290.680	1.629.322
9005100000	Binoculars	2.188	12.114	2.206	56.754
9005801000	Astronomical instrumens, excludinginstruments for radio-astronomy	0	1.572	0	7.523
9005809000	Monoculars & oth optical telescopes	12.725	51.951	23.536	405.991
9005901000	Parts&accessories (incl mountings) forastron.cal instr.ex.instrum.f rad.astr	0	157	0	546
9005909000	Parts&accessories (include mountings)for oth optical telescopes	3.137	39.602	6.737	280.832

I.3. IMPOR MENURUT KOMODITI / IMPORT BY HS COMMODITY
*****AGUSTUS / AUGUST 2009 *****

H S	Uraian Komoditi Commodity Description	Berat Bersih / Net Weight (Kg)		Nilai / Value C.I.F (US\$)	
		Bulan ini Current Month	Kumulatif Cum.Jan. to date	Bulan ini Current Month	Kumulatif Cum.Jan. to date
9006101000	Laser photo plotters	0	3	0	820
9006109000	Oth cameras of a kind used for preparing printing plates/cylinders	24	4.648	1.095	305.292
9006300000	Cameras specially design for underwater use for aerial survey, medical, or	0	8.495	0	133.248
9006400000	Instant print cameras	0	41	0	2.992
9006510000	Oth cameras with a slr, for roll film of a width <= 35 mm	223	490	2.606	58.373
9006520010	Camr. of a kind used for recording doc. > 35 mm	0	102	0	8.002
9006520090	Other cameras for roll film of a width > 35 mm	98	1.213	29.458	67.664
9006530010	Cameras of a kind used for rec. doc on microfilm, microfiche	0	2	0	630
9006530090	Cameras of oth. a kind used for rec.doc on microfilm, microfiche	0	14.306	0	43.166
9006591000	Lasers photo plotters/imagesetters with raster image processor	0	187	0	6.428
9006599010	Camr. of a kind used for recording doc. on mic.film, microfiche/oth microforms	0	47	0	2.900
9006599090	Other camera for recording document on mic.film, microfiche/oth microforms	5	1.798	420	189.679
9006610000	Discharge lamp ("electronic") flashlight	191	2.399	831	8.402
9006690000	Oth photographic flashlight apparatus & flashbulbs	5.320	37.511	31.284	168.336
9006913000	Parts & accessories for cameras of subhead. 9006.40.00 to 9006.53.00	577	19.798	2.373	70.438
9006919000	Other parts & accessories for cameras	2.524	59.905	34.277	262.914
9006991000	Parts & accessories for photographic flash-light apparatus	1.251	17.967	788.384	3.467.019
9006999000	Parts & accessories not for photographic flash-light apparatus	3.295	66.178	418.545	7.634.494
9007110000	Cinematographic cameras for film of width <16 mm/for double-8 mm film	7.923	11.879	50.545	171.211
9007190000	Other cinematographic cameras	5.621	8.670	21.404	266.508
9007209000	Oth projectors whether/not incorp. sound recording/reproducing apparatus	2.544	59.744	11.828	449.982
9007910000	Parts and accessories for cameras	6.882	57.900	90.511	2.588.923
9007920000	Parts and accessories for projectors	3.628	20.698	174.312	1.136.232
9008100000	Slide projectors, oth than cinematographic	163	2.429	5.713	13.785
9008200000	Microfilm, microfiche/oth m. readers, whether/not capable of prod. copies	0	2.283	0	89.750
9008300000	Other image projectors	6.324	48.494	13.202	238.781
9008409000	Other photographic enlargers and reducers (other than cinematographic)	303	2.666	2.697	83.192
9008901000	Parts and accessories of the goods of subheading 9008.20.00	0	95.441	0	4.765.592
9008909000	Parts and accessories of other image projectors	1.482	17.361	11.478	51.592
9010100000	Apparatus and equipment for automatically developing x-ray film	19.611	90.969	127.136	451.573
9010501000	App. for the projec./drawing of circ.patt.on sensit.substrates for mk of PCB	0	6.370	0	67.098
9010509000	Oth app&equip for p.grap (including cinematographic); negatoscopes	481	12.029	1.225	121.640
9010600000	Projection screens of 300 inches or more	62.028	365.064	141.690	946.650
9010901000	Parts&acc. for projection screens, for articles of subheading 9010.10	1.562	3.071	4.716	7.650
9010909000	Parts & acc. of oth apparatus & equip for photographic laboratories	9	52.441	332	296.232
9011100000	Stereoscopic microscopes	1.104	3.850	31.762	135.657
9011200000	Other microscopes, for photomicrographic/photomicrography/microproject	825	27.878	413.641	1.176.474
9011800000	Other microscopes	1.679	55.738	88.648	893.285
9011900000	Parts and accessories of stereoscopic microscope	34	23.853	3.161	103.254
9012100000	Microscopes oth than optical microscopediffraction apparatus	15.724	24.920	45.403	881.522
9012900000	Parts and accessories for microscope	15	8.144	936	82.062
9013100000	Telescopic sights for fitting to armsperiscopes; telescopes design to form	2	2.010	185	161.485
9013200000	Lasers, other than laser diodes	1.071	6.376	2.233	84.218
9013801000	Optical error verifications & repair app. for PCB/PWBs & PCAs	170	5.716	21.462	516.902
9013802000	Liquid crystal devices	1.826	18.538	175.060	1.219.828
9013809000	Other devices, appliances & instruments of other optical appliances	7.223	60.713	496.260	3.972.175
9013901000	Parts & accessories of goods of subheading 9013.20.00	340	765	25.956	93.759
9013903000	Parts & acc. of goods of sub head. 9013.10.00/9013.80.00	0	83	0	4.216
9013904000	Parts & acc. of optic error verification & repair app for PCB/PWBs & PCAs	0	18	0	1.721
9013909000	Parts & accessories of other goods of subheading 90.13	4	114	2.919	13.110
9014100000	Direction finding compasses	73.836	231.606	660.227	1.544.532
9014200000	Instrum. & appl. for aeronautical/spacenavigation (other than compasses)	4	1.257	3.961	271.738
9014801000	Navig'nal instrum. & appl. used on ships, work with an automatic data processor	741	21.084	66.848	257.540
9014809000	Other navigational instruments & appliances	12.691	27.240	323.366	1.601.568
9014901000	Parts & acc. of ships navig'nal instrumwork with an automatic data process.	0	1.769	0	45.932
9014909000	Parts & accessories of oth navigational instruments & appliances	9.384	42.070	472.284	3.577.798
9015101000	Rangefinders used in photography & cinematography	0	18	0	3.848
9015109000	Other rangefinders	56.007	91.026	192.390	631.558
9015200000	Theodolites and tachymeters (tacheometers)	138	11.206	2.913	243.617
9015300000	Levels [measuring higher of ground]	11.747	57.782	42.288	110.515
9015400000	Photogrammetrical surveying instruments & appliances	2.208	54.073	84.314	1.120.652
9015801000	Radio sonde and radio wind apparatus	2.460	3.849	20.873	33.094
9015809000	Other instruments & appliances for surveying	121.892	448.145	17.022.502	34.231.319
9015900000	Parts & accessories of surveying instruments and appliances	67.578	574.684	6.028.882	27.029.621
9016001000	Balances of a sens'vity of 5cg/better, w/without their weights, electronic	7.227	26.420	72.192	599.843
9016009000	Balances of a sens'vity of 5cg/better, w/without their weights, not electronic	6.255	85.451	78.306	619.465
9017101000	Plotters whether i/o units of hd 84.71 or drawing/drafting of head 90.17	5.729	7.110	17.946	41.912
9017109000	Other drafting tables & machines, whether/not automatic	1.781	89.681	3.186	243.357
9017201000	Rulers	24.543	240.458	42.075	454.988
9017203000	App. for the project/drawing of circ.patt.on sens'zed subs's for mfc. of PCB	2.122	5.333	18.151	66.907
9017205000	Plotters whether i/o units of h 84.71/drawing/drafting machines of h 90.17	0	1.149	0	1.950
9017209000	Other drawing, marking-out/mathematical calculating instruments	15.730	140.686	32.173	332.233

I.3. IMPOR MENURUT KOMODITI / IMPORT BY HS COMMODITY

***AGUSTUS / AUGUST 2009 ***

H S	Uraian Komoditi Commodity Description	Berat Bersih / Net Weight (Kg)		Nilai / Value C.I.F (US\$)	
		Bulan ini	Kumulatif	Bulan ini	Kumulatif
		Current Month	Cum. Jan. to date	Current Month	Cum. Jan. to date
9017300000	Micrometers, callipers and gauges	51.933	279.250	264.877	3.478.923
9017800000	Other instruments micrometerscallipers&gauges	236.297	1.035.789	414.789	3.370.562
9017902000	Parts&acc.of app.for the project/drwgof circ.patt.on sens.subs'tes for PCB	0	484	0	1.843
9017903000	Parts&acc.of photo plotters for themanufac. of PCB/PWBs	0	395	0	1.425
9017904000	Parts&acc.incl.PCA of plotters whetheri/o units of head 84.71/of head 90.17	0	1.167	0	2.937
9017909000	Parts and accessories of otherinstruments	1.213	9.816	13.378	362.374
9018110000	Electro-cardiographs	2.503	18.484	45.363	555.920
9018120000	Ultrasonic scanning apparatus	1.293	16.707	189.490	2.352.853
9018130000	Magnetic resonance imagingapparatus	1.575	34.281	31.398	2.897.407
9018140000	Scintigraphic apparatus	0	585	0	125.196
9018190000	Other electro-diagnostic apparatus	29.371	351.626	1.526.089	14.680.414
9018200000	Ultra-violet/infra-red ray apparatus	5.909	34.012	173.104	1.165.368
9018311000	Disposable syringes	49.213	707.746	342.647	4.956.041
9018319000	Other syringes, with/without needles	15.163	361.224	468.159	4.429.227
9018320000	Tubular metal needles and needles forsutures	21.831	442.899	342.228	3.825.769
9018391000	Oth. catheters	8.171	57.428	487.958	1.885.696
9018392000	Oth.tubular metal needles and needlesfor sutures	2.537	14.437	23.679	171.320
9018399000	Other instruments and appliances,used in dental science	235.160	1.934.169	2.431.564	16.626.797
9018410000	Dental drill eng.,whether/not comb.on a single bs with oth dental equip.	51	588	4.470	68.279
9018490000	Oth.dental drill eng.,whether/not comb.on a single bs with oth dental equip.	3.897	62.874	63.648	280.881
9018500000	Other ophthalmicinstruments&appliances	304	8.429	68.309	654.301
9018902000	Intravenous administration set (adult)	2.442	34.429	72.485	859.007
9018903000	Electronic instruments and appliances	7.875	36.790	328.384	2.320.017
9018909000	Other instruments&appliances inmedical	223.951	2.398.220	2.923.931	30.686.842
9019101000	Electr. mechano-therapy appl.massageapparatus	39.567	316.145	388.406	4.500.939
9019109000	Oth. electr. mechano-therapy appl.massage app.	44.330	170.370	252.276	1.430.458
9019200000	Ozone therapy,oxygen therapy, aerosoltherapy, artificial respiration/other	5.645	78.074	168.445	1.112.904
9020000000	Oth breathing appl.&gas masks, excl.protec.masks having neith. mech'l part	13.557	212.249	215.612	4.301.004
9021100000	Orthopaedic/fracture appliances	1.874	103.258	253.159	709.543
9021210000	Artificial teeth	11	1.625	994	88.019
9021290000	Other artificial teeth	0	395	0	3.624
9021310000	Artificial joints	51	51	26.432	26.432
9021390000	Other artificial joints	214	1.473	2.812	69.356
9021400000	Hearing aids, excluding parts andaccessories	437	2.300	136.100	1.722.273
9021500000	Pacemakers for stimulating heartmuscles,excluding parts&accessories	23	71	15.826	71.436
9021900000	Oth appl.which are worn/carried/implanin the body,to comp'tate for a defect	42.022	110.793	8.161.683	53.504.138
9022120000	Computed tomography apparatus	9.987	48.732	830.668	2.579.672
9022130000	Oth. computed tomography apparatusfor dental use	0	7.788	0	207.012
9022140000	Oth. computed tomography apparatusfor medical, surgical/veterinary uses	10.999	74.105	746.698	3.110.006
9022191000	X-ray app for the physical inspectionof solder joints on PCB/PWB assemblies	2.976	23.246	163.822	605.050
9022199000	X-ray apparatus for other uses	4.789	68.103	322.214	2.334.487
9022210000	Alpha,beta/gamma radiations app formedic.surgical,dental/veterinary uses	10.737	55.507	113.663	1.532.623
9022290000	Alpha, beta/gamma radiationsapparatus for other uses	0	4.607	0	376.836
9022300000	X-ray tubes for medical, surgical,/veterinary uses	514	2.518	202.942	937.283
9022901000	Parts&acc.of x-ray app f the physicalinspec.of solder joints on PCAs	0	3.906	0	16.118
9022909000	Parts & accessories for other x-ray,alpha,beta/gamma radiations apparatus	2.949	40.166	50.291	1.316.061
9023000000	Instrum. app.&models,for demonstra'halpurp.(exam. in education/exhibitions)	19.926	307.016	491.622	24.051.665
9024101000	Machines and appliances for testingmetals, electrically operated	19.227	74.124	298.951	4.604.682
9024109000	Machines and appliances for testingmetals, non-electrically operated	573	507.578	40.514	856.263
9024801000	Machines & appliances for testingother material, electrically operated	5.061	45.129	435.244	2.195.488
9024809000	Machines & appliances for testing othermaterial, non-electrically operated	42.326	94.808	469.254	2.219.481
9024901000	Parts&acc. for elec. operated machinesand appliances for testing materials	5.507	24.249	139.132	915.112
9024902000	Parts&acc.for non-elect'ly operatedmachines&appl. for testing materials	2.053	7.005	111.281	586.401
9025110000	Thermometers&pyrometers not combinedwith oth instruments, liquid filled	12.046	63.717	98.915	504.351
9025191000	Thermometers&pyrometers not combinedwith oth instruments, electrical	7.428	210.384	363.183	8.816.186
9025192000	Thermometers&pyrometers not combinedwith oth instruments, non electrical	7.720	41.104	144.251	967.659
9025801000	Temperature gauges for motor vehicles	1.848	17.125	16.391	196.748
9025802000	Oth. temperature gauges for motor vehic.electrical	9.771	66.620	209.168	2.338.295
9025803000	Oth. temperature gauges for motor vehic.non electrical	613	43.605	30.707	519.347
9025901000	Parts and accessories for electricallyoperated instruments	8.203	25.380	51.261	662.124
9025902000	Parts & accessories for non-electrically operated instruments	4.156	10.886	33.452	365.892
9026101000	Level gauges for motor vehicleselectrically operated	37.352	247.449	227.031	1.322.671
9026102000	Level gauges for motor vehicles notelectrically operated	8.164	95.720	107.594	767.669
9026103000	Oth measur/checking the flow/level ofliquids instrum.,elec.oprt	79.971	344.084	1.244.893	9.758.206
9026109000	Oth measur/checking the flow/level ofliquids instrum.,not elec.op	17.213	224.021	674.722	3.394.150
9026201000	Pressure gauges for motor vehicles,electrically operated	35.647	80.024	296.152	1.511.483
9026202000	Pressure gauges for motor vehicles,not electrically operated	5.932	49.970	56.200	484.067
9026203000	Other measuring/checking pressureinstruments, electrically operated	48.288	430.756	619.627	9.163.644
9026204000	Other measuring/checking pressureinstruments, not electrically operated	21.058	127.373	290.354	2.143.530
9026801000	Oth instruments/app. for measuring, electrically operated	21.966	495.105	1.160.254	12.848.841
9026802000	Oth instruments/app. for measuring,not electrically operated	104.711	366.857	315.342	3.380.437
9026901000	Parts&acc. for electrically operatedinstruments and apparatus	38.742	192.285	1.087.304	7.920.113

I.3. IMPOR MENURUT KOMODITI / IMPORT BY HS COMMODITY
*****AGUSTUS / AUGUST 2009 *****

H S	Uraian Komoditi Commodity Description	Berat Bersih / Net Weight (Kg)		Nilai / Value C.I.F (US\$)	
		Bulan ini Current Month	Kumulatif Cum. Jan. to date	Bulan ini Current Month	Kumulatif Cum. Jan. to date
9026902000	Parts&acc.for nn-electrically operatedinstruments and apparatus	24.474	125.508	483.925	4.195.981
9027101000	Gas/smoke analysis apparatus,electrically operated	1.966	320.237	243.258	3.972.176
9027102000	Gas/smoke analysis apparatusnot electrically operated	5.166	32.551	128.917	579.966
9027201000	Chromatographs&elektrophoresis instrum, electrically operated	380	19.408	90.266	716.483
9027202000	Chromatographs&elektrophoresis instrum, not electrically operated	1.610	8.285	23.508	401.876
9027301000	Spectrometers,sp.photometers&sp.graphsuse optic radiat,elect'ly operated	5.221	30.502	366.015	2.436.963
9027302000	Spectrometers,sp.photometers&sp.graphsuse optic radiat,nt-elect'ly operated	2.798	10.441	98.270	606.409
9027501000	Oth instrum.&app.using optic radiat'ns(uv, visible, ir), elect'ly operated	1.613	30.771	230.782	3.544.859
9027502000	Oth instrum.&app.using optic radiat'ns(uv,visible,ir),not-elect'ly operated	982	13.615	210.362	1.082.234
9027801000	Exposure meters	570	6.235	46.848	419.418
9027802000	Coagulometers	1.405	9.487	101.008	995.291
9027803000	Other instruments and apparatuselectrically operated	6.796	135.978	569.039	4.285.386
9027804000	Other instruments and apparatusnot electrically operated	844	72.159	330.357	2.889.509
9027901000	Parts&acc.includg PCA of h 90.27,othfor gas/smoke analysis app.µtomes	502	23.834	48.830	644.409
9027909100	Parts&acc. of gas/smoke analysis app.and microtomes, electrically operated	746	11.278	80.795	624.978
9027909900	Parts&acc. of gas/smoke analysis app.µtomes,not-electrically operated	10.988	135.208	208.934	2.779.916
9028101000	Gas meters of a kind mounted in gascontainers	435	38.349	5.903	186.033
9028109000	Other gas meters of kind mountedin gas containers	13.674	55.952	533.054	1.531.608
9028201000	Totalizing water meters	103.596	568.425	380.533	1.946.303
9028209000	Other liquid meters	22.617	110.488	398.876	1.661.742
9028301000	Kilowatt hour meters	10.807	228.487	604.706	6.833.383
9028309000	Other electricity meters	53.446	257.592	291.781	4.260.255
9028901000	Water meter housings/bodies	8.271	43.944	43.523	354.273
9028909000	Oth parts&accessories of gas, liquid/electricity supply/production meters	144.306	1.926.432	1.706.940	17.063.505
9029102000	Taximeters	50	2.091	956	65.744
9029109000	Mileometers, pedometers and the like	9.402	47.817	104.324	682.330
9029201000	Speedometer for motor vehicles	45.954	285.047	812.881	3.837.400
9029202000	Tachometers for motor vehicles	20.282	119.776	219.639	1.543.526
9029209000	Oth speed indicators&tachometers;stroboscopes	52.022	277.820	1.278.546	7.420.718
9029901000	Parts&acc.of goods of sub h 9029.10/of stroboscopes of subheading 9029.20	37.793	518.980	594.487	4.961.675
9029902000	Parts and accessories of goods ofsubheading 9029.20	83.063	609.314	2.311.114	16.226.494
9030100000	Instruments & apparatus for measuring/detecting ionising radiations	53.190	67.987	343.955	2.401.779
9030200000	Cathode-ray oscilloscopes &cathode-ray oscillographs	20.010	62.717	220.435	1.291.522
9030310000	Multimeters without a recording device	5.326	116.509	44.170	768.782
9030320000	Multimeters with a recording device	3.659	9.870	29.182	180.110
9030331000	Instruments and apparatus for measuring/check voltage without a rec. device	1.662	26.659	62.950	2.559.103
9030332000	Impedance-measuring instruments andapparatus designed to provide visual	4.476	7.430	124.520	248.050
9030333000	Ammeters and voltmeters for motorvehicles	2.186	18.022	17.831	155.867
9030339000	Oth instr&app for meas'g/check.voltagecurr.resist./power,w/o record. device	23.951	232.147	117.717	1.997.316
9030390000	Other heading 90.30with a recording device	9.999	84.268	242.406	3.112.565
9030400000	Other instruments and apparatus,designed for telecommunications	43.441	50.506	401.006	1.452.131
9030821000	Wafer probers	33	195	2.315	16.521
9030829000	Oth instrum.&app.for measuring/checking semiconductor wafers/devices	690	52.990	38.471	1.705.385
9030841000	Instruments & app., with a recordingfor measure, check electrical quantities	2.444	16.642	780.162	4.300.530
9030849000	Oth instru. and app., with a recordingfor measure, check electrical quantities	2.119	6.388	111.292	551.302
9030891000	Instru.&app.s,w/o recording device forgoods other than subheading 9030.39	2.095	3.326	1.835	47.447
9030899000	Other instruments & apparatus,without recording device	12.081	81.248	165.261	3.071.917
9030901000	Parts&accessories including PCA ofgoods of subhead 9030.40&9030.82	2.211	14.552	113.324	657.402
9030902000	Parts&acc. of instrum.&app for measure/check elect'al quantities on PCB&PCAs	4.645	8.804	476.219	1.172.655
9030903000	Parts&acc.of optical instrum.&appl.for measuring/checking PCB/PWBs&PCAs	0	2.115	0	579.948
9030909000	Other parts&accessories of goods ofthead 90.30	7.886	162.494	276.568	14.097.708
9031101000	Machines for balancing mechanicalparts, electrically operated	33.604	245.180	966.844	3.611.871
9031102000	Machines for balancing mechanicalparts, not electrically operated	4.277	44.808	37.111	186.161
9031201000	Test benches, electrically operated	59.754	125.691	937.097	2.765.932
9031202000	Test benches,not electrically operated	4.600	37.962	43.800	215.618
9031410000	Oth optical instrum.&appl.for inspec.s.cond.wafers/devices/p.masks/reticles	8	25.825	221	625.374
9031491000	Optic' instrum&appl.for measur surfaceparticulate contamn. on s.cond. wafers	422	924	97.551	298.501
9031493000	Optical instrum.&appl. for measuring/checking PCB/PWBs&PCAs	110	18.094	38.909	142.997
9031499000	Other optical instruments andappliances for other purposes	21.773	178.519	293.516	4.398.195
9031801100	Cable test equipment, electricallyoperated	8.640	116.283	200.655	3.104.989
9031801900	Cable test equipment, not electricallyoperated	88	11.159	2.635	403.921
9031809200	Other instruments, appliances&machinesof head 90.31, electrically operated	48.520	456.894	2.503.363	16.609.893
9031809900	Other instruments, appl.&machines ofhead 90.31, not electrically operated	32.092	174.039	827.467	6.762.620
9031901100	Parts&acc.incl.PCA of optical instrum.&appl.for inspecting s.cond. wafers	191	24.855	23.366	772.176
9031901200	Parts&acc.of optical error verifc.&repair app.for PCB/PWBs&PCAs	6	1.999	126	39.927
9031901300	Parts&acc.of optic. microscopes fittedw/equip.for hand&trans.of s.cond wafer	0	223	0	58.000
9031901900	Parts&accessories for otherelectrically operated equipment	9.673	81.167	244.136	4.467.236
9031902000	Parts&accessories for non-electricallyoperated equipment	4.904	45.503	27.923	719.540
9032101000	Thermostats, electrically operated	81.483	472.854	706.504	4.850.420
9032102000	Thermostats, not electrically operated	6.597	52.213	97.156	469.114
9032201000	Manostats, electrically operated	368	5.545	87.224	274.240
9032202000	Manostats, not electrically operated	839	20.803	11.789	99.732

I.3. IMPOR MENURUT KOMODITI / IMPORT BY HS COMMODITY

***AGUSTUS / AUGUST 2009 ***

H S	Uraian Komoditi Commodity Description	Berat Bersih / Net Weight (Kg)		Nilai / Value C.I.F (US\$)	
		Bulan ini	Kumulatif	Bulan ini	Kumulatif
		Current Month	Cum. Jan. to date	Current Month	Cum. Jan. to date
9032810000	Hydraulic/pneumatic regulating/ctrlinginstrumens and apparatus	18.156	361.006	488.971	2.513.179
9032891000	Instru.&app.fitt.with anautomatic dataprocess.mach. for controll the propul.	8.233	28.431	859.258	1.985.650
9032892000	Automatic instrum.&app.for controllingchem./electro-chem.solutions in PCA/PWB	628	2.056	140.222	311.625
9032893100	Automatic regulating voltage units(stabilizers)	155.732	820.103	315.071	1.913.941
9032893900	Oth automatic regulating/controllinginstrum.&app., electrically operated	63.021	474.597	840.068	7.965.016
9032899000	Oth automatic regulating/controllinginstrum.&app.not electrically operated	256.339	1.165.342	2.869.277	18.601.926
9032901000	Parts and accessories of goods ofsubheading 9032.89.10	0	375	0	154.381
9032902000	Parts and accessories of goods ofsubheading 9032.89.20	2.118	11.711	19.276	54.774
9032903000	Parts and accessories of other goods,electrically operated	11.669	90.775	237.382	1.722.246
9032909000	Parts and accessories of other goods,not electrically operated	77.453	253.224	819.837	5.071.300
9033001000	Parts&acc. for machines,appl.,instrum.of chapter 90 for elect'ly operated	26.303	177.327	720.266	5.022.571
9033002000	Parts&acc. for mach.appl.,instrum.ofchap. 90 for not electrically operated	35.049	309.781	353.936	2.828.609
9101110000	Elec'ly wrist-watches,whether/not withastopwatch fac'ty,wi mech.display only	44	8.171	737	647.726
9101190000	Elec'ly wrist-watches,whether/not withastopwatch facility,with oth display	783	15.670	796	746.826
9101210000	Other wrist-watches, whether/not withastop-watch fac'ty,w automatic winding	0	475	0	3.457
9101290000	Oth wrist-watches,whether/not withastop-watch fac'ty,w non auto. winding	72	1.486	22.353	102.318
9101990000	Other wrist-watches, not electricallyoperated	3.671	27.021	23.219	82.023
9102110000	Elec'ly wrist-watches oth head 91.01,wh'er/not w astop.w. fact,w/mech.dspl	3.553	34.496	171.794	1.331.794
9102120000	Elec'ly wrist-watches oth head 91.01,w/nw a s.watch fac'ty,w op-elec.displ	26	4.460	991	165.638
9102190000	Elec.ly wrist-watches othh91.0,whether/not w/astopwatch fact,w/oth display	61.836	243.505	491.860	1.650.799
9102210000	Oth wrist-watches oth h91.01, whether/nt with a s.watch fac'ty,w/autom.wndg	6.992	119.393	23.976	471.461
9102290000	Oth wrist-watches oth h91.01, whether/nt w/a s.watch fac'ty,w/n.autom.wndg	44.575	348.645	454.828	1.778.681
9102911000	Stop-watches, electrically operated	2.391	5.167	6.970	14.801
9102919000	Other wrist-watches oth head 91.01,electrically operated	37.221	78.268	124.784	253.091
9102990000	Other wrist-watches oth head 91.02,electrically operated	87.528	419.264	270.657	1.590.466
9103100000	Clocks with watch movements, excludingclocks ofh91.04.,electrically operated	0	91	0	196
9103900000	Clocks with watch movements, excludingclocks ofh91.04.,not elec'ly operated	3.364	9.477	12.797	32.386
9104001000	Instrument panel clocks & clocks of asimilar type, for vehicles	2.807	21.782	199.018	1.359.670
9104002000	Instrument panel clocks & clocks of asimilar type, for aircraft	0	1	0	1.767
9104003000	Instrument panel clocks & clocks of asimilar type, for vessels	0	10	0	144
9104009000	Instrument panel clocks & clocks of asimilar type, for spacecraft	0	467	0	1.671
9105110000	Alarm clocks, electrically operated	6.412	46.457	20.681	248.663
9105190000	Alarm clocks,not electrically operated	19.006	161.412	40.387	417.288
9105210000	Wall clocks, electrically operated	16.703	60.083	62.215	200.791
9105290000	Wall clocks, not electrically operated	19.597	201.304	115.455	728.220
9105910090	Oth. Clocks, electrically operated	1.827	6.235	8.502	27.231
9105990010	Oth. marine and similar chronometers(oth. than clocks of heading 91.04)	0	56	0	843
9105990090	Oth. Clocks, not electrically operated	2.904	30.243	29.176	124.093
9106100000	Time-registers; time-recorders	11.467	94.837	49.249	514.474
9106900000	Oth time record.&intervals of time appw/clock/watch move./with synchron.mtr	15.115	122.823	133.704	1.037.494
9107000000	Time switches with clock/watchmovement/with synchronous motor.	7.195	85.998	134.236	1.061.114
9108110000	Watch move., comp.&assem. with mech.display only, electrically operated	0	126	0	173
9108120000	Watch movements,comp.&assem.with opto-elect'nic display only, elect'ly oprtd	0	2	0	35
9108190000	Other watch movements, complete &assembled, electrically operated	73.743	147.235	4.545.500	9.130.682
9108200000	Watch move., comp.&assem. with mech.-with automatic winding	0	22	0	2.455
9108900000	Other watch movements, complete &assembled, not electrically operated	0	11	0	760
9109110000	Clock movements of alarm clocks,compl.and assembled, electrically operated	2.532	3.608	5.343	8.893
9109190000	Clock movements of oth clocks, compl.&assembled, electrically operated	16.470	46.057	58.596	151.298
9109900000	Clock movements, complete andassembled, not electrically operated	18.665	36.915	43.262	94.437
9110110000	Complete movements, unassem./partlyassem.(movement sets) of watches	2.569	48.674	29.834	339.329
9110190000	Rough movements of watches	0	2.571	0	893
9110900000	Oth. compl/incomplete movements,unassem.or assembled (movement sets) of cl	22.331	36.120	70.734	135.787
9111200000	Watch cases of base metal, whether/not gold/silver-plated	1.536	21.516	4.744	70.451
9111800000	Other watch cases	7.489	25.901	25.963	151.378
9111900000	Parts of watch cases	9.560	21.461	26.475	57.316
9112200000	Clock cases and cases of a similartype for other goods of this chapter	0	7.440	0	289.352
9112900000	Part of clock cases&cases of a similartype for other goods of this chapter	535	2.582	2.963	16.036
9113100000	Watchstraps,watch band&watch braceletsof precious mtl/of mtl clad w/prec.mtl	0	11	0	14.261
9113200000	Watchstraps,watch bands& bracelets,of base metal,wheth/not gold/s plated	2.373	9.692	11.922	42.794
9113900000	Other watchstraps, watch bands &watch bracelets	8.631	66.794	36.144	313.654
9114100000	Springs, including hair-springs ofclock/watch	1	984	51	1.792
9114200000	Jewels of clock/watch	1.573	1.589	2.976	3.043
9114300000	Dials of clock/watch	2.766	7.249	3.628	19.162
9114400000	Plates and bridges of clock/watch	0	6.553	0	10.681
9114900000	Other parts of clock/watch	28.844	119.994	59.055	368.749
9201100000	Upright pianos	21.039	230.769	94.038	1.311.284
9201200000	Grand pianos	6.786	54.347	74.652	428.444
9201900000	Oth pianos,including automatic pianos;harpsichords&oth keybrd string.instr.	39.703	212.262	73.968	437.291
9202100000	String musical instruments playedw/a bow	205	23.864	720	163.373
9202900000	Other string musical instrumentsplayed	14.635	171.233	165.527	1.274.436
9205100000	Brass-wind instruments	1.576	15.510	15.987	132.297
9205901000	Keyboard pipe organ; harmonium & similarkeyboard instrum with free metal reeds	2.055	31.508	6.083	401.888

I.3. IMPOR MENURUT KOMODITI / IMPORT BY HS COMMODITY
*****AGUSTUS / AUGUST 2009 *****

H S	Uraian Komoditi Commodity Description	Berat Bersih / Net Weight (Kg)		Nilai / Value C.I.F (US\$)	
		Bulan ini	Kumulatif	Bulan ini	Kumulatif
		Current Month	Cum.Jan. to date	Current Month	Cum.Jan. to date
9205909000	Oth. keyboard pipe organs, harmoniumswith free metal reeds	177	190.181	959	1.004.748
9206000000	Percussion musical instruments (forexp, drm, xylophones, cymbals, castanets)	128.477	471.640	459.180	1.839.923
9207100000	Keyboard instruments, other than accordions	7.555	154.576	109.694	1.494.035
9207900000	Oth musical instruments, the sound is produced/must be amplified, electrically	11.862	128.368	121.344	655.713
9208100000	Musical boxes	602	32.902	11.895	229.641
9208901000	Decoy calls, call horns & other mouthblown sound signalling instruments	369	6.951	600	12.463
9208909000	Oth musical instruments not falling within any oth heading of this chapter	7.225	20.362	13.460	183.550
9209300000	Musical instrument strings	9.165	132.039	125.119	1.650.942
9209911000	Strung backs, keyboards and metal frames for upright pianos	100.015	819.393	1.027.980	5.670.888
9209919000	Other parts and accessories for pianos	195.889	2.024.433	1.627.604	14.955.537
9209920000	Parts & accessories for the musical instruments of heading 92.02	102.425	606.164	863.695	5.518.863
9209940000	Parts & accessories for the musical instruments of heading 92.07	81.086	478.180	1.083.126	6.835.845
9209990000	Parts & accessories for other musical instruments	81.461	598.662	2.059.499	19.396.073
9301100000	Artillery weapons (for example, guns, howitzers & mortars), self-propelled	266	1.648	1.171	35.816
9301190000	Artillery weapons (for ex. guns, howitzer & mortars), not self-propelled	87	4.415	7.103	2.191.693
9301200000	Rocket launchers; flame-throwers; grenada launchers; torpedo tub & sim. projectors	0	6.841	0	36.003
9301900000	Oth military weapons, other than revolvers, pistols & the arms of heading 93.07	413	4.309	146	3.642.208
9302000000	Revolvers and pistols, other than those of heading 93.03/93.04.	236	3.238	160.653	310.040
9303100000	Muzzle-loading firearms	0	139	0	332
9303201000	Hunting shotguns	2.443	2.443	11.168	11.168
9303209000	Oth sporting/target-shooting shotguns, including combination shotgun-rifles	0	1	0	49
9303309000	Oth sporting/target-shooting rifles	0	70	0	3.922
9303900000	Oth firearms & sim. device which operate by the firing of an explosive charge	0	230	0	20.209
9304009000	Oth arms (for example, spring, air/gas guns & pistols), excl. those of heading 93.07	1	1.954	1.257	18.730
9305100000	Parts and accessories of revolvers/pistols	0	45	0	104.356
9305219000	Shotgun barrels of other shotguns	0	314	0	6.278
9305299000	Other parts and accessories of other shotguns	0	26	0	508
9305910000	Parts and accessories of military weapons of heading 93.01	0	28	0	20.045
9305999000	Parts and accessories of other arms	0	164	0	7.044
9306210000	Cartridges for shotgun and air gun	30.839	40.767	2.107.064	2.146.599
9306290000	Parts of cartridges, gun pellets	812	5.168	588.101	881.246
9306301000	Oth cartridges & parts thereof use for revolvers & pistols of heading 93.02	0	580	0	6.201
9306302000	Cartridges for riveting/similar tool or for captive-bolt humane killers and	0	593	0	26.731
9306309000	Other cartridges and parts thereof use for other arms	0	2.356	0	117.150
9306900000	Other cartridges, missiles and similar munitions of war & parts thereof	0	42.482	0	4.894.481
9307000000	Swords, cutlasses, bayonets, lances & similar arms & parts thereof & scabbards	0	64	0	26
9401100000	Seats of a kind used for aircraft, convertible into beds	0	10.493	0	150.486
9401200000	Seats of a kind used for motor vehicles, convertible into beds	6.591	68.012	85.335	662.151
9401300000	Swivel seats with variable height adjustment	332.426	1.519.319	915.290	4.164.611
9401400000	Seats other than garden seats/camping	88.350	433.101	215.824	1.054.780
9401510010	Seats of rattan	88.153	97.424	76.759	103.890
9401510090	Other seats of rattan	0	33.317	0	131.022
9401590000	Other seats of bamboo/rattan	23	2.424	168	3.806
9401610000	Upholstered	135.528	743.283	318.495	2.057.819
9401690000	Other upholstered	134.186	618.762	132.693	1.496.881
9401710000	Other seats, with metal frames, upholstered	520.130	2.074.015	1.314.910	5.424.512
9401790000	Other seats, with metal frames, not upholstered	229.215	1.507.938	554.897	2.940.588
9401801000	Baby walkers	50.357	113.874	69.555	268.002
9401809000	Other seats	123.048	699.518	282.323	1.374.462
9401901010	Parts of aircraft seats of plastics	21.052	32.411	16.071	200.865
9401901090	Oth parts of aircraft seats of plastics	1.345	3.078	15.517	38.987
9401902000	Parts of baby walkers	220	4.987	1.509	8.366
9401909100	Parts of seats of goods of subheading 9401.20.00/9401.30.00	188.669	1.189.615	1.083.506	7.522.113
9401909910	Oth. of goods of subheading of plastic 9401.20/9401.30	20.262	199.202	49.079	521.424
9401909990	Oth. of goods of subheading 9401.20/9401.30	497.505	2.656.095	3.124.161	15.766.125
9402101000	Dentists' chairs	42.585	234.799	274.292	1.984.664
9402103000	Barbers' and hairdressers' chairs and parts	14.891	138.789	43.944	372.022
9402109000	Other dentists, hairdressers & barbers chairs and part thereof	13.916	77.387	19.205	140.064
9402901000	Furntr. designed for medical, surgical/veterinary surg.purp. & parts thereof	15.173	189.375	80.397	936.120
9402909000	Oth. furntr. design for medical, surgical/veterinary surg.purp. & parts thereof	19.527	303.449	159.723	1.855.204
9403100000	Mtl furniture of a kind used in office	167.043	862.652	304.419	1.587.141
9403200000	Other metal furniture	673.369	3.818.442	1.224.792	6.675.290
9403300000	Wooden furniture of a kind used in offices	315.978	1.843.675	369.687	2.633.048
9403400000	Wooden furniture of a kind used in the kitchen	57.823	522.387	83.307	590.789
9403500000	Wooden furniture of a kind used in the bedroom	551.735	4.199.298	828.827	6.299.766
9403600000	Other wooden furniture	775.844	3.760.400	1.011.064	5.483.756
9403700000	Furniture of plastics	41.332	775.224	108.883	955.807
9403810010	Bedroom, dining room/living room sets of rattan	1.456	4.373	3.860	8.240
9403810020	Bedroom, dining room/living room sets of other materials	21.445	267.193	19.763	332.202
9403810030	Furnt. of plas. of kind used in park gardens/verandahs	2.637	3.170	2.811	3.336
9403810040	Fume cupboards for use in medical laboratories	1.644	1.644	49.528	49.528
9403810090	Other furniture of bamboo or rattan	4.846	42.316	12.818	148.340

I.3. IMPOR MENURUT KOMODITI / IMPORT BY HS COMMODITY
*****AGUSTUS / AUGUST 2009 *****

H S	Uraian Komoditi Commodity Description	Berat Bersih / Net Weight (Kg)		Nilai / Value C.I.F (US\$)	
		Bulan ini Current Month	Kumulatif Cum.Jan. to date	Bulan ini Current Month	Kumulatif Cum.Jan. to date
9403890010	Bedroom, dining room/living roomsets of other materials	68.256	286.591	63.804	339.921
9403890020	Oth furniture of a kind used in parks,garden/vestibules	16.030	113.925	10.334	110.216
9403890030	Fume cupboards for use in medical lab.of cane,osier,bamboo/similar materials	0	26.422	0	62.757
9403890090	Other furniture	240.496	1.173.963	388.150	1.928.890
9403900000	Parts of other furniture	346.352	2.349.229	637.736	3.737.608
9404100000	Mattress supports	8.841	24.047	17.417	65.523
9404210000	Mattresses of cell. rubber/plastics,whether/not covered	28.289	119.039	252.382	483.853
9404291000	Mattress springs of other materials	34.897	98.297	88.775	305.775
9404292000	Mattress of hyperthermia/hyphothermiatype of other materials	0	1	0	5.900
9404299000	Other mattress of other materials	59.271	770.610	55.030	518.824
9404300000	Sleeping bags	153	11.338	1.112	60.114
9404901000	Quilts, bedspreads and mattressprotectors	3.418	38.311	10.762	277.866
9404909000	Other articles of bedding and similarfurnishing	36.659	188.292	296.641	942.749
9405102000	Surgical lamps of ceiling/walllighting fittings	456	5.621	4.402	55.764
9405103000	Spotlights of ceiling/wall lightingfittings	63.548	299.247	346.745	1.539.751
9405109000	Oth chandeliers&oth elec ceiling/walllight.fittng,exc.of apublic spac.light	370.088	2.686.444	1.538.593	11.196.146
9405201000	Surgical lamps of electric table,desk,bedside/floor-standing lamps	0	151	0	10.381
9405209010	Elect. table of spotlights	1.817	51.047	7.865	117.917
9405209090	Oth. elect. table, desk	139.972	1.160.244	563.259	4.142.165
9405300000	Lighting sets of a kind used forchristmas trees	23.482	71.141	93.602	191.079
9405401000	Surgical lamps, incl. operat lights;pilot lamp assem for elec.-thermic dom	6.228	7.950	21.965	148.160
9405402000	Searchlights	0	8.680	0	12.520
9405404000	Oth. electr. lamps of spotlights	24.978	168.201	72.878	632.806
9405405000	Street lamps/lanterns	40.771	175.763	183.407	861.308
9405406000	Other exterior lighting, other thanstreet lamps/lanterns	4.322	65.228	76.694	723.824
9405407000	Non-flashing aerodrome beacons;lampsfor railwayloc.aircraft,ships ofbs mtl	571	74.670	1.447	247.529
9405408000	Pilot lamp assemblies for electrodomestic appliances of heading 85.16	5	5.174	189	24.701
9405409010	Fibreoptic operation headlights	17.369	83.042	62.280	343.551
9405409090	Oth electric lamps,including oth eleclamps&lighting fittings of wood	88.974	503.389	531.507	2.948.894
9405501100	Non elect. lamps&flighting fittings -of brass, for religius rites	0	314	0	2.358
9405501900	Oth. non elect. lamps&flighting fittings	0	172	0	79
9405504010	Hurricane lamps of base metal	9.676	258.199	8.471	245.072
9405504090	Other hurricane lamps	1.979	77.836	3.000	73.401
9405509011	Oil lamps of brass, used for relig.rites	2.473	6.967	17.263	48.700
9405509012	Oil lamps of other base metal,or of wood	0	1.881	0	7.973
9405509019	Other oil lamp of plastic	199	1.390	2.500	2.808
9405509020	Miners lamps and quarrymens lamps	71	870	1.993	18.048
9405509090	Other miners lamps & quarrymenslamps	1.954	14.659	7.176	89.570
9405601000	Property protection warning signs,street name plates,road&traffic signs	1.586	38.434	20.454	158.458
9405609010	Property protection warning signs,of stone/ceramic	7	1.168	395	209.238
9405609090	Other property protection warningsigns	22.793	135.056	207.768	912.788
9405911000	Parts of glass for surgical lamps	0	1.528	0	8.374
9405912000	Parts of glass for spotlights	981	8.999	1.947	61.738
9405914000	Glass globes and chimneys for otherlamps	792	13.781	1.272	17.868
9405919000	Parts of glass of other lamps	55.174	429.683	105.896	901.636
9405921000	Parts of plastics for surgical lamps	0	62	0	57
9405922000	Parts of plastics for spotlights	8.917	10.838	29.600	39.607
9405929000	Parts of plastics for other lamps	229.565	1.434.320	653.499	2.954.046
9405991000	Lampshades of textile materials	368	8.829	4.114	29.978
9405999010	Frames for miners/quarrymenslamps	17	2.077	93	76.019
9405999090	Other, for the miners lamps, surgical	143.008	659.146	308.095	1.707.808
9406001000	Greenhouses fitted with mechanical/thermal equipment	62.035	62.471	197.410	198.701
9406009200	Other prefabricated buildings of wood	33	9.657	26.873	119.045
9406009400	Other prefabricated buildingsof iron/steel	480.917	2.650.011	1.305.714	9.743.705
9406009900	Other prefabricated buildings of othermaterials	124.950	1.902.937	801.620	8.815.870
9503001000	Tricycles, scooters, pedal cars andsimilar wheeled toys; dolls carriages	159.080	835.800	322.770	2.080.095
9503002100	Dolls, whether/not dressed	80.990	538.629	284.256	2.072.756
9503002200	Garments and garments accessories;footwear and headgear	303	7.524	15.571	189.615
9503002900	Other garments and garm. accessories;footwear and headgear	16.367	198.984	118.215	2.898.272
9503003000	Electric trains, includ tracks, signalsand other accessories therefor	22.171	88.300	85.195	387.308
9503004100	Model aircraft assembly kits	814	13.463	9.512	118.453
9503004900	Other model aircraft assembly kits	87.172	1.113.613	993.765	5.741.137
9503005000	Other construction sets&constructionaltoys, of materials other than plastics	1	40.368	31	629.497
9503006000	Stuffed toys representing animals/non-human creatures, puzzles	3.917	41.706	36.109	247.515
9503007100	Toys of jigsaw/picture puzzles	6.679	30.818	20.449	104.528
9503007900	Other toys of jigsaw/picture puzzles	13.957	374.130	63.751	1.875.178
9503009100	Numerical, alphabetical/animalblock/cut-outs; word builder sets;	12.749	69.400	47.374	253.589
9503009200	Skipping ropes	332	6.624	778	31.865
9503009300	Marbles	801.057	2.973.303	153.033	542.728
9503009900	Other of goods of sub heading95.03.00.9	2.149.348	9.125.677	5.094.379	23.820.612
9504100000	Video games of a kind used with atelevision receiver	176.936	852.212	528.355	2.559.980
9504202000	Tables for billiards of all kinds	23.479	88.380	22.814	55.151

I.3. IMPOR MENURUT KOMODITI / IMPORT BY HS COMMODITY
*****AGUSTUS / AUGUST 2009 *****

H S	Uraian Komoditi Commodity Description	Berat Bersih / Net Weight (Kg)		Nilai / Value C.I.F (US\$)	
		Bulan ini	Kumulatif	Bulan ini	Kumulatif
		Current Month	Cum.Jan. to date	Current Month	Cum.Jan. to date
9504209000	Other articles and accessories for billiards	49.021	163.050	47.667	120.292
9504300000	Oth games, operated by coins, banknotes, bank cards, tokens/by other means	111.541	558.377	508.266	2.054.229
9504400000	Playing cards	101.020	553.871	73.910	481.475
9504901000	Bowling requisites of all kind	543	9.338	1.665	58.083
9504902000	Darts and parts and accessories of darts	1.735	2.046	5.480	7.039
9504903900	Other tables designed for use with casino games	2.764	9.717	6.598	13.985
9504909100	Tables designed for games	0	4.457	0	8.434
9504909900	Other tables designed for games	22.086	98.666	172.633	454.949
9505100000	Articles for christmas festivities	102.638	249.580	408.167	886.428
9505900000	Festive, carnival/oth entertn. articles incl conjuring tricks & novelty jokes	53.448	239.934	100.266	653.538
9506110000	Skis of snow-skis	0	152	0	2.110
9506120000	Ski-fastenings (ski-bindings)	0	18	0	252
9506190000	Other snow-ski equipment	65.424	232.177	148.590	472.211
9506210000	Sailboards	0	822	0	18.232
9506290000	Other water-skis, surf-boards, sailboards & oth water-sport equipment	4.625	45.761	12.683	173.976
9506310000	Clubs for golf, complete	3.274	73.782	51.279	550.520
9506320000	Balls for golf	11.524	71.436	35.101	257.106
9506390000	Other golf equipment	3.704	40.091	16.223	185.639
9506401000	Tables tennis	22.028	132.971	34.498	203.547
9506409000	Oth articles & equip for table-tennis	15.958	133.973	31.770	284.757
9506510000	Art. & equip. for lawn tennis rackets whether/not strung	21.809	77.024	181.970	979.878
9506590000	Oth. art.&equip. for lawn tennis rackets	89.056	372.017	191.210	1.004.249
9506610000	Lawn-tennis balls	5.865	23.474	13.147	53.035
9506620000	Inflatable balls	32.361	223.503	73.926	948.101
9506690000	Other balls, other than golf balls & table-tennis balls	18.839	79.535	48.444	254.322
9506700000	Ice skates and roller skates, incl. skating boots with skates attached	1.433	40.116	1.518	130.343
9506910000	Artic.&equip. for general physice exercise, gymnastics/athletics	405.744	2.922.579	1.183.861	7.777.597
9506992000	Bows and arrows for archery; crossbows	0	20	0	5.013
9506993000	Nets, cricket pads, shinguards and similar articles	6.580	48.137	24.826	147.649
9506995010	Shuttlecocks	9.069	34.010	47.646	119.440
9506995090	Other articles and equipment for sport but badminton	41.954	137.464	106.040	406.259
9506999000	Oth articles & equipment for oth sports; swimming pools & paddling pools	11.927	87.498	421.584	664.704
9507100000	Fishing rods	43.971	552.743	163.728	2.098.790
9507200000	Fish-hooks, whether/not snelled	25.563	312.939	69.886	752.744
9507300000	Fishing reels	7.035	229.179	154.072	610.300
9507900000	Other fishing rods, hooks, /reels	6.596	138.783	59.627	1.864.576
9508100000	Travelling circuses and travelling menageries	0	33	0	300
9508900000	Roundabouts, swings, shooting galleries & oth fairground amusem.; trave. theatres	56.596	585.738	199.964	2.726.336
9601100000	Worked ivory and articles of ivory	289	6.185	4.783	105.340
9601901000	Worked mother-of pearl/tortoise-shell & articles of the foregoing	2.500	46.665	10.122	107.950
9601909000	Other worked mother-of pearl/tortoise-shell & articles of the foregoing	723	31.764	9.155	273.363
9602001000	Gelatin capsules for pharmaceutical products	12.655	81.589	125.277	1.161.304
9602002000	Cigar/cigarette cases, tobacco jars and household ornamental articles	987	9.171	5.100	59.194
9602009000	Oth worked veget./minrl carving matrl & artic. of these matrls; of wax, stearin, gum	4.876	15.100	16.266	59.294
9603101000	Brushes consisting of twigs/others vegetable material bound together	72.730	428.263	101.168	683.515
9603102000	Brooms consisting of twigs/others vegetable material bound together	55.738	295.227	71.263	397.593
9603210000	Tooth brushes, including dental-plate brushes	134.667	919.148	1.217.296	8.084.463
9603290000	Shaving brushes, hair brush, nail brush, eyelash o. toilet brush for use on men	61.118	467.727	151.330	1.216.015
9603300000	Artists' brushes, writing brush & similar brushes for the applic. of cosmetics	24.178	126.468	276.702	1.071.980
9603400000	Paint, distemper, varnish/similar brushes; paint pads and rollers	306.535	1.993.951	375.896	2.415.221
9603500000	Other brushes constituting parts of machines, appliances/vehicles	44.372	233.283	315.928	1.282.672
9603901000	Prepared knots and tufts for broom/brush making	1.014	30.778	977	84.881
9603902000	Hand-operated mechanical floor sweepers, not motorised	23.825	137.057	44.333	330.742
9603904000	Other brushes	112.985	816.896	119.543	862.580
9603909200	Parts for goods of subheading 9603.90.20	1.113	6.775	1.764	28.936
9603909900	Parts for goods of oth than subheading 9603.90.10	126.998	555.134	362.199	1.605.337
9604001000	Hand sieves and hand riddles of metal	368	17.439	3.528	76.058
9604009000	Hand sieves and hand riddles of other material	709	13.398	1.378	45.622
9605001000	Travel sets for personal toilet	8.752	57.329	68.188	288.375
9605009000	Travel sets for sewing/shoe/clothes cleaning	7.710	70.706	23.414	302.143
9606100000	Press-fasteners, snap-fasteners and press-studs and parts therefor	27.868	321.305	384.529	4.646.653
9606210000	Buttons of plastics, not covered with textile	39.627	698.848	1.034.418	10.657.789
9606220000	Buttons of base metal, not covered with textile	98.534	544.353	1.111.963	6.966.565
9606290000	Buttons of other material	86.398	599.999	419.125	5.745.264
9606300000	Button moulds & other parts of buttons; button blanks	8.221	63.420	123.467	890.644
9607110000	Slide fasteners fitted with chainscoops of base metal	94.878	595.992	1.110.444	7.712.163
9607190000	Other slide fasteners	324.059	1.709.213	2.321.576	15.560.091
9607200000	Parts of slide fasteners	290.708	1.941.891	1.024.961	8.333.887
9608101000	Ball point pens of plastics	25.465	361.633	92.395	844.141
9608109000	Oth. ball point pens of plastics	101.787	740.999	433.737	2.760.439
9608200000	Felt tipped & other porous-tipped pens & markers	181.063	817.475	512.624	2.657.165
9608310000	Indian ink drawing pens	7.953	15.199	11.958	23.763

I.3. IMPOR MENURUT KOMODITI / IMPORT BY HS COMMODITY
*****AGUSTUS / AUGUST 2009 *****

H S	Uraian Komoditi Commodity Description	Berat Bersih / Net Weight (Kg)		Nilai / Value C.I.F (US\$)	
		Bulan ini	Kumulatif	Bulan ini	Kumulatif
		Current Month	Cum.Jan. to date	Current Month	Cum.Jan. to date
9608391000	Fountain pens	4.086	71.820	61.450	378.618
9608399000	Oth. indian ink drawing pens	45.697	153.567	68.678	292.617
9608400000	Propelling/sliding pencils	6.110	52.300	142.582	419.528
9608500000	Sets of articles from two/more of the foregoing subheadings	15.780	145.645	32.230	406.511
9608601000	Refills for ball point pens of plastics comprising the ball point&ink reservoir	1.220	23.460	16.895	155.027
9608609000	Oth. refills for ball point pens of plstcomprising the ball point&ink reservoir	8.879	82.073	292.450	1.446.234
9608919000	Pen nibs and nib points of other material	20.928	139.674	491.772	4.360.475
9608991000	Duplicating stylos	3.712	20.221	2.839	19.742
9608999000	Penholders,pencil-holders&similarholder parts of the foregoing articles	44.251	396.046	316.794	3.897.178
9609101000	Black pencils	126.367	956.088	241.877	2.047.202
9609109000	Crayons & other pencils with leadsencased in a rigid sheath	44.470	441.936	61.037	702.257
9609200000	Pencil leads, black/colored	43.353	359.109	563.488	3.120.996
9609901000	Slate pencils for school slates	0	6.649	0	15.784
9609903000	Pencils & crayons other than those of subheading 9609.10.00	27.284	108.805	79.146	230.623
9609909000	Pastels, drawing charcoals, tailors' chalks	54.155	510.208	107.314	1.193.011
9610001000	School slates	1.432	55.113	3.060	48.837
9610009000	Oth slates&boards,with writing/drawingsurf'es,whethr/not framed for o.school	14.672	61.281	53.054	238.712
9611000000	Date, seal/numbering stamps & the like hands operate	23.372	114.521	336.110	763.047
9612101000	Ribbons of textile fabric	22.409	142.869	182.206	1.189.743
9612109000	Ribbons of other materials	64.401	498.628	657.122	4.626.145
9612200000	Ink-pads	603	45.506	12.282	494.277
9613101000	Pocket lighters, gas fuelled,non-refillable of plastics	434.756	2.519.162	354.223	3.166.180
9613109000	Oth. pocket lighters, gas fuelled,non-refillable	217.770	1.408.667	257.859	1.840.202
9613201000	Pocket lighters, gas fuelled,refillable of plastics	90.333	1.668.439	47.038	1.819.702
9613209000	Oth. pocket lighters, gas fuelled,refillable	62.750	313.502	90.262	736.322
9613801000	Piezo-elect lighters for stoves&ranges	557	140.767	1.450	185.166
9613802000	Cigarette lighters/table lighter of plastics	0	93	0	153
9613803000	Cigarette lighters/table lighters, oththan of plastics	3.322	77.442	62.498	535.038
9613809000	Other lighters	42.859	333.906	97.087	906.769
9613901000	Parts of refilled cartridge/other receptacles	14.686	37.314	23.321	70.508
9613909000	Other parts of lighters other than flints and wicks	50.687	387.228	374.399	3.095.463
9614001000	Roughly shaped blocks of wood/root for the manufacture of pipes	46	46	50	50
9614009000	Oth smoking pipes, cigar,cigaetterholders and parts thereof	428	8.955	2.479	52.574
9615111000	Hair slides and the like of hard rubbers/plastics	103.130	508.769	220.641	1.094.663
9615119000	Combs of hard rubbers/plastics	200.311	1.188.461	380.378	2.133.044
9615191000	Hair slides and the like of material other than hard rubbers/plastics	31.268	79.764	182.658	402.949
9615199000	Combs of material other than hard rubbers/plastics	102.847	641.777	172.187	908.100
9615901100	Decorative hair pins of aluminium	393	1.772	1.280	11.904
9615901200	Decorative hair pins of iron/steel	0	3.321	0	27.406
9615901900	Oth. decorative hair pins	20.513	73.817	46.023	150.682
9615902000	Parts of decorative hair pins	2.243	13.323	3.069	17.839
9615909100	Parts decorative hair pins of aluminium	6.868	32.496	9.540	83.883
9615909200	Parts decorative hair pins of iron/steel	581	4.528	5.509	11.317
9615909900	Oth. parts of decorative hair pins	5.834	27.959	12.480	67.498
9616101000	Sprays of scent and similar toilet sprays	73.634	649.660	538.512	5.103.427
9616102000	Mounts and heads of the sprays	112.379	470.408	394.604	1.998.615
9616200000	Powder-puffs&pads for the application of cosmetics/toilet preparations	8.905	121.794	163.022	1.472.261
9617001000	Vacuum flasks and other vacuum vessels	144.824	732.196	303.072	1.502.676
9617002000	Parts of vacuum flasks & oth vacuum vessels other than glass inners	9	14.267	15	83.850
9618000000	Tailor' dummies & oth lay figs; auto-& oth displ. used for shop window dressing	6.446	70.301	95.264	532.520
9701100000	Paintings, drawings and pastels	18.046	83.475	65.347	319.617
9701901000	Colleges & similar decorative plaques of cut flower bud,foli/oth part of plant	2.368	10.128	2.663	24.831
9701902000	Colleges & similar decorative plaques of natural corks	4	34	2.029	2.511
9701909000	Colleges & similar decorative plaques other than of natural cork	5.082	40.987	90.472	929.859
9702000000	Original engravings, prints and lithographs	303	40.431	447	15.064
9703000000	Original sculptures and statuary, in any material	32.621	226.321	38.862	163.030
9704009000	Postal stationary other than postage or revenue stamps	207	207	427	427
9705000090	Collection and collectors pieces of oth than zoologic/archaeologic interest	0	20.037	0	30.864
9706000000	Antiques of an age exceeding one hundred years	1.126	1.204	1.442.737	1.445.824
9801101000	Sedan of head 8703 with cylinder cap <1500 cc, incompletely knocked down	36.839	246.599	942.943	4.701.250
9801102000	Oth vhcl of head 8703 with (4x2) system incompletely knocked down, for person	2.809.180	16.466.780	24.421.466	165.955.987
9801201000	Vhcls of head 8704 with gross weight <=5 ton, incompletely knocked down	504.510	2.701.916	4.844.474	27.635.699
9801202000	Vhcls of head 8704 with 5 ton < gross weight <= 24 ton, incmpltly knocked down	2.447.960	21.686.619	23.288.599	176.731.913
9801203000	Vhcls of head 8704 with gross weight >24 ton, incmpltly knocked down, for good	426.123	15.125.046	3.990.193	60.050.304
9801301000	Vhcls of head 8702 with gross weight <=5 ton, incompletely knocked down	286	286	2.689	2.689
9801302000	Vhcls of head 8702 with 5 tons < gross weight <= 24 ton, incmpltly knocked down	46.690	2.544.848	394.734	9.896.051
9801303000	Vhcls of head 8702 with gross weight > 24 tons, incompletely knocked down	0	2.686	0	37.134
9802100000	Rotary internal/spark-ignition combustcomprsn-ignition pist engine, of inckd	35.574	235.437	544.823	2.527.681
9802200000	Gear boxes, of incomplete knocked down vehicles	5.247	1.295.118	22.524	21.001.039
9802300000	Drive-axles, of incomplete knocked down vehicles	576.767	3.971.073	2.581.410	17.906.319
TOTAL IMPORT		8.493.600.211	56.681.178.364	9.707.302.686	59.767.909.786

I.4. IMPOR MENURUT NEGARA ASAL / IMPORT BY COUNTRY OF ORIGIN
***** AGUSTUS / AUGUST 2009 *****

Country Code	Negara Asal Country of origin	Berat bersih / Net weight (Kg)		Nilai / Value C.I.F (U S \$)	
		Bulan ini Current month	Kumulatif Cum. Jan. to date	Bulan ini Current month	Kumulatif Cum. Jan. to date
111	JP Japan	206.112.071	1.542.552.757	859.144.215	6.064.055.826
112	HK Hong Kong	16.863.238	120.388.557	145.850.620	1.039.615.886
113	KP Korea, Democratic People's Republic	55.713	8.655.136	263.331	7.348.650
114	KR Korea, Republic Of	378.053.164	2.282.396.707	457.283.089	2.979.917.612
115	TW Taiwan	143.921.133	845.017.801	207.862.275	1.397.277.837
116	CN China	800.364.251	4.862.517.795	1.467.761.887	8.651.552.423
117	MN Mongolia	0	500.108	0	245.458
118	MO Macau	103.381	870.681	617.742	3.981.267
120	PG Papua New Guinea	1.065.133	25.129.866	2.743.132	36.656.590
121	TH Thailand	473.621.690	2.636.284.307	474.276.520	2.855.869.735
122	SG Singapore	1.270.542.870	8.969.187.928	1.999.856.041	9.726.455.610
123	PH Philippines	30.114.544	163.572.950	68.278.177	316.980.152
124	MY Malaysia	497.859.984	5.125.280.184	453.121.141	3.259.170.413
125	MM Myanmar (form. Burma)	1.634.005	49.162.348	821.543	28.180.252
126	KH Cambodia	833.223	4.353.398	501.821	2.491.631
127	BN Brunei Darussalam	86.944.423	932.783.323	46.103.262	376.249.791
128	LA Lao People's Democratic Republic	10	296.217	61	408.790
129	NP Nepal	1.494	1.691	7.077	10.252
130	BT Bhutan	23	3.863	687	181.818
131	VN Viet Nam	25.354.652	497.151.460	38.105.049	398.249.468
133	IN India	242.849.467	1.517.831.783	212.269.736	1.370.656.033
134	PK Pakistan	8.478.559	34.463.641	6.054.156	40.316.952
135	BD Bangladesh	2.493.358	16.110.201	2.081.791	20.431.522
136	LK Sri Lanka	17.441.021	84.634.347	7.705.455	44.502.520
137	AF Afghanistan	0	19.503	0	28.337
138	ID Indonesia	595.822	5.528.530	2.235.357	15.013.213
141	IQ Iraq	205.780	1.742.170	97.342	686.715
142	IR Iran (islamic Republic Of)	60.598.565	453.482.456	39.988.969	254.770.326
143	SA Saudi Arabia	525.942.391	3.859.171.559	313.641.313	1.825.256.816
144	IL Israel	37.563	273.548	1.046.848	7.967.853
145	KW Kuwait	92.142.455	1.441.069.288	55.971.448	688.063.471
146	JO Jordan	91.850.220	452.174.103	16.940.184	131.906.662
148	LB Lebanon	55.534	215.582	523.523	1.110.176
151	YE Yemen	0	103.292	0	515.353
152	OM Oman	2.608.858	20.792.771	4.388.541	30.557.635
153	SY Syria Arab Republic	49.016	1.300.846	297.733	1.003.726
154	TR Turkey	38.802.247	849.256.735	17.445.511	374.704.988
155	AE United Arab Emirates	26.931.051	227.491.294	12.779.497	117.899.148
156	QA Qatar	14.535.089	355.036.402	14.763.620	180.494.057
157	BH Bahrain	2.452.818	60.459.644	2.149.071	26.790.123
158	CY Cyprus	43.000	176.865	14.730	70.807
211	EG Egypt	41.799.653	339.159.836	7.393.512	63.729.245
212	LY Libyan Arab Jamahiriya	900	284.495.304	39.720	103.032.707
213	MA Morocco	9.993	25.949.542	565.925	14.252.331
214	TN Tunisia	1.237.260	5.399.281	1.513.239	9.572.285
215	DZ Algeria	40.095	124.739.953	37.976	54.079.039
216	SD Sudan	164.703.638	750.005.065	89.615.000	344.244.551
217	ER Eritrea	0	114	0	6.565
218	LS Lesotho	0	18	0	698
219	NA Namibia	1.382.510	7.059.273	2.259.956	10.598.243
221	ET Ethiopia	30.262	213.839	50.000	1.040.672
222	TZ Tanzania, United Republic Of	2.436.270	7.804.379	1.228.328	6.298.500
223	MG Madagascar	70.548	707.664	365.837	2.881.201
225	KE Kenya	1.372.226	5.965.033	812.281	7.558.918
226	RE Reunion	320.773	3.907.575	76.037	463.210
227	MZ Mozambique	941.931	2.896.962	806.699	2.635.535
228	BW Botswana	0	88	0	1.526
230	TG Togo	1.075.802	4.092.631	615.266	4.154.841
231	GH Ghana	970.860	8.686.529	2.832.515	24.934.308
232	LR Liberia	12.099.000	12.100.733	3.500.000	3.521.557
233	GN Guinea	0	43.409	0	40.511
234	AO Angola	0	110.537	0	160.826
235	CG Congo	0	476.271	0	383.280
236	CM Cameroon	226.457	2.836.927	251.928	5.545.109
237	NG Nigeria	1.271.233	888.486.222	1.587.257	364.241.397
238	SL Sierra Leone	2	1.180	12	5.073
239	GA Gabon	17.493	177.879	47.882	364.721
240	CI Cote D'ivoire	1.460.939	5.788.507	1.917.147	10.255.413
241	SN Senegal	331	389.169	109	377.312
242	MR Mauritania	0	2.430	0	20.875
243	ML Mali	1.076.685	3.672.945	1.289.179	4.388.136
244	BJ Benin	660.692	3.897.268	536.042	4.291.962
245	BF Burkina Faso	1.543.172	4.083.625	2.120.970	5.335.142

I.4. IMPOR MENURUT NEGARA ASAL / IMPORT BY COUNTRY OF ORIGIN
***** AGUSTUS / AUGUST 2009 *****

Country Code	Negara Asal Country of origin	Berat bersih / Net weight (Kg)		Nilai / Value C.I.F (U S \$)	
		Bulan ini Current month	Kumulatif Cum. Jan. to date	Bulan ini Current month	Kumulatif Cum. Jan. to date
248	VI U.s. Virgin Islands	0	916	0	8.157
249	SC Seychelles	109	2.335	249.945	288.899
251	UG Uganda	0	3.569.082	0	4.780.863
252	CF Central African Republic	817.889	2.161.033	1.053.378	2.630.341
253	NE Niger	49.513	92.804	20.870	40.154
254	TD Chad	0	139.450	0	188.284
255	DJ Djibouti	0	5.175	0	141.527
256	SH Saint Helena	142	47.310	647	106.966
260	SZ Swaziland	6.206.210	10.699.080	2.888.700	6.121.544
261	ZA South Africa	45.434.720	286.386.431	26.507.563	181.439.339
262	ZW Zimbabwe	2.052.396	6.344.419	3.106.120	12.906.572
263	ZM Zambia	199.899	385.549	275.436	362.231
264	MW Malawi	0	718.630	0	1.063.650
267	MU Mauritius	805.353	6.623.081	1.072.388	7.468.403
268	RW Rwanda	0	1	0	3
269	ZR Zaire	0	53	0	40
298	VG Virgin Islands (british)	19.675	7.810.321	4.347.397	4.917.394
311	AU Australia	662.601.409	4.557.705.101	332.755.830	2.182.014.308
312	NZ New Zealand	66.274.743	414.220.816	50.489.586	374.528.217
318	FM Micronesia, Federated States Of	86	531	331	1.806
319	GU Guam	0	117	0	552
321	NR Nauru	0	266	0	6.856
322	NC New Caledonia	0	756	0	10.648
323	NU Niue	1	2.372	77	9.476
326	VU Vanuatu	0	100.090	0	243.685
328	IO British Indian Ocean Territory	0	1.912.147	0	470.935
329	ON Oth.oceania	0	73	0	2.093
331	AS American Samoa	282.063	1.661.660	266.075	2.197.327
332	CK Cook Islands	1.456	95.897	119.798	1.993.828
333	FJ Fiji	1.448	3.102	53.932	68.247
335	MH Marshall Islands	23.353.100	23.353.117	29.500.429	29.747.154
336	WS Samoa	120	61.874	2.313	235.790
337	SB Solomon Islands	120.000	6.352.151	331.162	3.818.518
338	TO Tonga	0	2.007	0	13.062
339	TV Tuvalu	0	872.221	0	368.876
340	CX Christmas Islands	1.616	1.616	1.206	1.206
341	UM United States Minor Outlying Island	5	6	130	136
342	CC Cocos (keeling) Islands	0	18.042	0	26.789
343	TK Tokelau	17.489	63.651	36.763	60.045
391	TL East Timor	58.125	569.330	87.183	380.055
411	US United States	552.767.607	3.053.690.119	632.069.448	4.363.880.972
412	CA Canada	279.448.318	1.156.850.194	138.719.921	702.809.327
421	MX Mexico	3.016.770	19.392.635	11.468.826	81.932.955
422	GT Guatemala	27	85.650.171	1.104	30.075.911
423	HN Honduras	32	21.997	2.091	77.736
424	NI Nicaragua	47	841	303	36.502
425	PA Panama	2.482.430	71.210.215	124.134.594	169.424.255
426	CU Cuba	450	2.124	226.800	664.860
427	CB Curacao	0	481	0	16.325
428	SR Suriname	0	21	0	3.492
431	CL Chile	17.333.516	427.874.995	13.575.782	121.927.347
432	VE Venezuela	1.393	78.241	70.379	400.143
433	AR Argentina	272.796.583	1.066.962.492	137.183.630	493.511.075
434	BR Brazil	290.895.726	1.211.172.325	108.698.517	586.201.782
435	CO Colombia	1.764.494	5.078.935	2.305.970	6.578.357
436	BO Bolivia	0	104.052	0	918.438
437	UY Uruguay	518.055	5.643.888	439.943	3.776.642
438	PY Paraguay	565.615	27.776.074	412.142	12.778.166
441	EC Ecuador	108.781	1.116.872	96.038	1.507.706
442	PE Peru	6.268.818	39.585.525	6.103.606	26.762.758
443	GY Guyana	0	142	0	5.691
444	TT Trinidad And Tobago	297.028	31.192.049	103.146	12.466.837
445	BS Bahamas	193.990	1.173.685	53.347	337.978
446	JM Jamaica	508.751	876.980	139.907	342.674
447	PR Puerto Rico	546.989	690.699	375.331	7.519.522
448	BZ Belize	2	9.503.531	47	6.005.334
449	DO Dominican Republic	485.930	1.856.262	139.062	1.289.333
450	SV El Salvador	1	19.669.808	180	7.387.852
451	CR Costa Rica	261.117	1.524.995	251.319	3.990.097
452	HT Haiti	21	709	1.141	27.185
453	BB Barbados	0	40.980	0	8.648
454	AG Antigua And Barbuda	1.341	14.845	17.796	447.329
455	AI Anguilla	0	38	0	168

I.4. IMPOR MENURUT NEGARA ASAL / IMPORT BY COUNTRY OF ORIGIN
***** AGUSTUS / AUGUST 2009 *****

Country Code	Negara Asal Country of origin	Berat bersih / Net weight (Kg)		Nilai / Value C.I.F (U S \$)	
		Bulan ini Current month	Kumulatif Cum. Jan. to date	Bulan ini Current month	Kumulatif Cum. Jan. to date
456	AW Aruba	107.496	769.398	18.716	109.971
457	BM Bermuda	0	70.000	0	528.132
458	CV Cape Verde	0	15.618	0	46.442
459	KY Cayman Islands	0	11.447	0	101.022
460	DM Dominica	118	399	9.315	13.844
462	GF French Guiana	0	13.015	0	4.230
463	PF French Polynesia	0	15	0	47
464	GL Greenland	0	875	0	4.409
467	AN Netherlands Antilles	525	302.035	7.308	591.277
468	NF Norfolk Islands	8.968	8.968	15.829	15.829
469	LC Saint Lucia	2.220	4.701	19.533	35.457
470	SM San Marino	0	795	0	6.128
471	TC Turks And Caicos Islands	7	27	2.460	6.995
472	GP Guadeloupe	0	257	0	2.486
511	GB United Kingdom	64.461.031	382.939.128	66.483.231	599.446.743
512	NL Netherlands	29.064.556	197.899.325	51.193.267	333.141.799
513	FR France	33.961.174	161.554.811	61.785.964	1.093.909.221
514	DE Germany	92.429.041	463.800.449	227.469.973	1.512.942.868
515	AT Austria	2.290.820	19.196.858	25.596.207	158.684.677
516	BE Belgium	105.273.960	297.034.018	48.246.910	290.165.338
517	CH Switzerland	4.753.485	26.864.381	40.915.302	270.782.817
518	LU Luxembourg	916.905	2.432.867	963.961	5.303.846
520	MC Monaco	14.731	18.144	155.705	305.923
521	DK Denmark	2.085.653	12.252.930	9.826.822	74.997.867
522	NO Norway	8.166.388	83.988.876	5.894.919	64.134.351
523	SE Sweden	29.468.455	121.804.112	64.956.770	510.077.387
524	FI Finland	8.206.168	46.809.255	20.536.582	164.037.729
525	IE Ireland	294.576	6.950.911	5.121.979	142.122.516
526	IT Italy	26.765.620	211.158.573	64.174.064	466.578.339
527	ES Spain	4.085.292	43.536.954	17.783.658	176.610.075
528	PT Portugal	3.408.892	14.585.875	1.629.652	9.183.418
529	IS Iceland	47	20.104	236	82.712
530	MS Montserrat	0	9.940	0	1.257.843
531	GR Greece	3.472.628	30.721.951	1.885.968	23.776.347
532	VA Vatican City State (holy See)	0	9.434	0	16.662
533	AD Andorra	3	47.356	31	230.646
534	LI Liechtenstein	10	732	4.406	12.586
540	CD Democratic Republic Of The Congo	0	183.892	0	353.937
542	HU Hungary	219.888	1.053.960	34.818.134	80.453.021
543	PL Poland	736.887	18.028.011	2.525.137	23.758.425
544	RO Romania	420.623	7.484.418	1.284.776	12.605.467
545	BG Bulgaria	3.126.320	39.368.766	1.130.419	13.666.913
547	YU Serbia	29.440	30.342	2.100.091	2.118.574
548	AL Albania	206	136.370	10.459	830.741
549	AM Armenia	103.604	104.273	92.504	92.865
550	AZ Azerbaijan	402.175.385	1.170.095.639	200.966.965	536.751.938
551	BY Belarus	59.833	5.464.657	446.088	9.656.090
552	KZ Kazakhstan	539	5.875.463	1.500	6.893.699
553	KG Kyrgyzstan	74.996	464.675	99.422	1.167.991
554	MD Moldova, Republic Of	4	796	538	52.828
555	TJ Tajikistan	1	1	2.738	2.738
557	UA Ukraine	58.986.831	417.617.780	26.082.971	163.022.032
558	UZ Uzbekistan	146.809	417.229	28.628	353.211
559	LT Lithuania	2.925.085	3.162.443	1.805.505	3.018.561
560	LV Latvia	785.793	3.456.492	402.153	1.503.157
561	EE Estonia	724.510	4.497.952	247.976	2.997.646
562	GE Georgia	3.224	46.818	16.401	166.970
563	HR Croatia	177.202	628.055	317.260	1.679.575
564	BA Bosnia And Herzegovina	6	23.584	78	33.563
565	MT Malta	11.723	858.484	310.091	1.115.721
566	SK Slovakia	102.604	1.507.241	401.549	6.703.184
567	SI Slovenia	273.322	1.118.314	1.795.884	8.463.320
568	CZ Czech Republic	520.188	6.411.418	3.266.352	27.292.645
569	GS South Georgia And The South Sa	0	357	0	6.739
570	MK Rep. Of Macedonia	37	4.275	742	42.101
572	RU Russia Federation	67.888.442	356.970.767	32.236.616	175.999.199
TOTAL IMPORT		8.493.600.211	56.681.178.364	9.707.302.686	59.767.909.786

I.5. IMPOR MENURUT PROPINSI DAN PELABUHAN BONGKAR
IMPORT BY PROVINCE AND PORT OF IMPORTATION
***** AGUSTUS / AUGUST 2009 *****

Kode Pelabuhan Bongkar Port of Importation	Berat bersih / Net weight (Kg)		Nilai / Value C.I.F (U S \$)	
	Bulan ini Current month	Kumulatif Cum. Jan. to date	Bulan ini Current month	Kumulatif Cum. Jan. to date
NANGROE ACEH DARUSSALAM	26.794.344	397.796.124	2.702.860	37.470.021
104 IDLSW Lhok Seumawe	0	86.545.400	0	14.404.455
115 IDBTJ Blang Bintang (u)	0	11.988	0	92.764
117 IDKRU Krueng R. Malahayati	3.278.344	15.238.452	1.626.937	6.934.462
119 IDLHK Lhok Nga	23.516.000	296.000.284	1.075.923	16.038.340
SUMATERA UTARA	490.052.775	3.399.949.438	276.073.059	1.754.067.402
143 IDTPR Tanjung Pura	0	268.648	0	95.415
144 IDBLW Belawan	421.733.845	2.966.118.576	251.683.632	1.595.265.573
145 IDTJB Tanjung Balai Asahan	3.649.723	20.598.469	1.435.871	9.125.229
159 IDSLG Sibolga	0	1.488.336	0	478.648
165 IDPTE Pulau Tello	0	512.470	0	60.278
166 IDMES Medan / Polonia (u)	47.330	329.758	634.917	6.762.264
167 IDMDN Medan (ptt)	0	2	0	2.797
170 IDKTJ Kuala Tanjung	64.621.877	410.633.179	22.318.639	142.277.198
SUMATERA BARAT	24.131.340	394.442.336	18.535.855	201.219.937
191 IDTBY Padang/tl.bayur	24.131.340	394.442.115	18.535.855	201.202.489
192 IDPDG Padang / Tabin (u)	0	221	0	17.448
RIAU	161.834.052	826.472.866	64.189.762	470.987.600
225 IDDUM Dumai	61.282.830	272.194.135	31.406.923	157.251.947
228 IDBLS Bengkalis	123.521	3.142.090	52.486	1.316.732
230 IDSPA Selat Panjang	17.067	214.872	7.449	122.081
233 IDPEK Pekanbaru (rumbai)	1.176.042	11.024.358	2.663.520	14.555.441
235 IDSUQ Sungai Guntung	3.076.890	7.994.301	1.771.384	12.796.978
242 IDTEM Tembilahan	0	2.326.061	0	4.377.778
243 IDKEN Kuala Enok	0	37.113	0	72.987
244 IDRGA Rengat	0	2.408.000	0	1.381.586
261 IDPKU Simpang Tiga (u)	11.976	138.774	67.495	646.370
273 IDPAK Pekanbaru	1.355.362	16.212.749	981.633	27.683.105
277 IDBUN Buatan	51.694.105	239.933.646	14.251.760	87.673.201
278 IDPWG Perawang, Sumatra	43.096.259	270.846.767	12.987.112	163.109.394
JAMBI	8.641.166	69.803.196	3.430.961	61.360.316
291 IDKTK Kuala Tungkal	8.281.786	57.112.793	2.539.887	34.768.376
292 IDMSA Muara Sabak	0	3.760.109	0	1.685.249
293 IDDJM Jambi	359.380	8.930.294	891.074	24.906.691
SUMATERA SELATAN	17.260.477	160.470.863	13.698.915	128.191.156
326 IDPLA Palembang - Plaju	141.398	8.161.847	265.516	3.599.112
334 IDPLM Sm.badaruddin (u)	10.779	124.705	177.739	3.807.230
339 IDBLJ Belinju	0	715.000	0	756.070
340 IDMRI Musi River/boom Baru	17.108.300	151.469.311	13.255.660	120.028.744
BENGGKULU	0	4.373.076	0	2.396.839
361 IDBKU Bengkulu	0	4.373.076	0	2.396.839
LAMPUNG	134.701.002	1.446.216.528	102.148.953	822.951.532
364 IDKTA Kota Agung	36.451.243	906.521.218	19.051.929	383.113.105
395 IDPJG Panjang	98.249.759	539.695.310	83.097.024	439.838.427
BANGKA BELITUNG	5.161.182	37.519.116	4.970.060	27.049.339
321 IDMUO Muntok	0	8.944.199	0	8.271.146
323 IDPGX Pangkal Balam	1.614.597	24.480.832	2.091.384	14.184.074
327 IDTOL Toboali	0	221.000	0	1.291.632
328 IDTPD Tanjung Pandan	3.546.585	3.546.585	2.878.676	2.878.676
330 IDSLI Sungai Liat	0	314.000	0	339.436
333 IDTSE Tanjung Selu	0	12.500	0	84.375
KEPULAUAN RIAU	324.501.053	1.989.306.960	1.559.021.072	5.980.808.781
248 IDTBK Tg Balai Karimun	378.914	13.636.291	1.739.987	9.784.201
249 IDPSS Pulau Sambu	0	64.204.319	0	25.826.111
250 IDTAN Tanjung Uban	39.611.745	386.814.613	27.913.117	227.374.609
251 IDTPN Tanjung Pinang	0	2.711.453	0	5.376.820
252 IDTER Terempa	82.434.494	82.434.494	514.427.555	514.427.555
254 IDTBT Tanjung Batu, Riau	0	38.000	0	37.574
258 IDBTU Batu Ampar	127.283.846	940.166.208	387.194.962	2.825.697.701
260 IDDAS Singkep - Dabo	0	18.623	0	6.228
262 IDTNJ Kijang (u)	0	37.551	0	6.891.890
265 IDSKP Sekupang	17.918.091	150.442.191	167.236.372	1.213.462.854
267 IDKAB Kabil/panau	44.791.729	336.133.246	79.013.666	606.702.412
269 IDUNA Udang Natuna	12.011.999	12.011.999	349.216.516	349.216.516
271 IDBTH Hang Nadim (u)	70.235	657.972	32.278.897	196.004.310

I.5. IMPOR MENURUT PROPINSI DAN PELABUHAN BONGKAR
IMPORT BY PROVINCE AND PORT OF IMPORTATION
***** AGUSTUS / AUGUST 2009 *****

Kode Pelabuhan Bongkar Port of Importation	Berat bersih / Net weight (Kg)		Nilai / Value C.I.F (U S \$)	
	Bulan ini	Kumulatif	Bulan ini	Kumulatif
	Current month	Cum. Jan. to date	Current month	Cum. Jan. to date
DKI JAKARTA	1.991.858.111	14.488.429.405	4.039.874.053	29.702.450.960
431 IDTPP Tanjung Priok	1.972.376.252	14.303.276.036	3.434.645.336	25.283.352.543
432 IDKLB Kalibaru	12.909.200	136.466.486	3.291.583	66.848.995
433 IDJKT Jakarta / Pasar Ikan	22	86.961	943	266.765
434 IDCGK Sukarno Hatta (u)	6.475.734	47.847.727	588.729.939	4.262.132.068
435 IDPSB Jkt./ Pos Pasar Baru	49	72	6.129	7.029
436 IDHLP Hlm. Perdana Kusuma	96.854	752.123	13.200.123	89.843.560
JAWA BARAT	270.681.479	2.657.997.683	149.463.592	1.301.897.634
463 IDCBN Cirebon/pengung	15.008.056	74.542.545	3.694.142	30.534.738
466 IDBDO Husein Sastranegara	1	293	168	694
467 IDBLG Balongan	251.401.655	2.545.135.022	140.986.457	1.222.763.696
468 IDBND Bandung(ptt/gd Bage)	1.350.374	9.303.958	1.624.799	10.946.650
470 IDCRB Cirebon (ptt)	0	34	0	8.978
471 IDTLN Tanjung Leneng	2.921.393	29.015.831	3.158.026	37.642.878
JAWA TENGAH	788.251.936	6.624.181.283	556.864.617	3.816.081.223
494 IDTES Tanjung Emas	234.561.666	1.728.565.082	270.525.098	1.654.979.963
495 IDCXP Cilacap	553.635.345	4.895.425.715	286.115.460	2.159.369.267
496 IDSRG Achmad Yani (u)	7.595	57.929	83.555	851.008
497 IDSMR Semarang (ptt)	46.034	120.431	120.820	526.583
498 IDSOC Jebres/adi Sumarmo	1.296	12.126	19.684	354.402
D I YOGYAKARTA	523	82.817	8.930	593.760
531 IDJOG Adi Sucipto (u)	506	31.331	8.448	494.225
532 IDJOK Yogyakarta (ptt)	17	51.486	482	99.535
JAWA TIMUR	2.196.217.021	10.130.435.276	1.596.297.359	6.776.166.949
561 IDTUB Tuban	28.358.619	28.358.619	23.717.144	23.717.144
562 IDGRE Gresik	236.173.664	1.147.968.699	83.426.945	410.067.023
563 IDTPE Tanjung Perak	1.756.275.344	7.744.127.259	1.325.107.267	5.514.238.936
564 IDPAZ Pasuruan	1.453	22.311.876	3.639	11.296.446
565 IDPRO Probolinggo	873.500	2.013.310	16.649.534	23.975.466
566 IDPRN Panarukan	170.753.199	1.139.667.822	101.597.492	577.495.894
567 IDBJU Banyuwangi	0	3.840.000	0	4.957.550
572 IDKTP Ketapang Jawa Timur	0	596	0	254.400
573 IDPAC Pacitan	2.737.045	2.737.045	21.105.273	21.105.273
576 IDKLG Kalianget	0	1.408.148	0	726.578
582 IDSPK Sepekan	0	32.046.000	0	30.000.000
587 IDSUB Surabaya /juanda (u)	1.032.782	4.867.203	24.636.154	153.846.135
588 IDSUR Surabaya (ptt)	11.415	1.055.396	53.911	4.224.260
592 IDRAM Rambipuji Jember	0	33.303	0	261.844
BANTEN	1.119.368.554	6.954.928.845	569.016.414	3.434.020.592
461 IDMRK Merak	547.849.543	3.963.775.146	371.336.059	2.364.947.862
473 IDCGD Cigading	571.519.011	2.991.153.699	197.680.355	1.069.072.730
B A L I	44.608.818	480.537.694	37.425.422	449.734.848
613 IDBOA Benaololoan	44.365.086	478.491.555	31.751.875	398.126.644
620 IDDPS Ngurah Rai (u)	243.732	2.046.139	5.673.547	51.608.204
NUSA TENGGARA BARAT	8.489.403	58.145.457	16.721.814	132.299.731
655 IDBMU Bima	7.489.403	52.102.457	16.211.814	130.748.058
660 IDLEM Lembar	1.000.000	1.000.000	510.000	510.000
663 IDBDS Badas Sumbawa	0	5.043.000	0	1.041.673
NUSA TENGGARA TIMUR	0	372.225	0	2.425.698
685 IDWGP Waingapu	0	11.100	0	2.353.893
686 IDATA Atapupu	0	361.125	0	71.805
KALIMATAN BARAT	6.279.177	58.887.416	11.503.060	50.046.298
714 IDPON Pontianak	6.279.157	58.886.384	11.500.422	49.667.292
721 IDKDW Kendawangan	0	797	0	370.038
722 IDPNK Supadio (u)	20	235	2.638	8.968
KALIMANTAN TENGAH	1.850.677	9.531.506	2.285.020	27.717.196
744 IDKUM Kumai	0	5.342.231	0	22.105.214
746 IDSMQ Sampit	1.850.677	4.040.332	2.285.020	3.998.272
750 IDPPS Pulang Pisau	0	148.943	0	1.613.710
KALIMANTAN SELATAN	4.655.278	232.034.137	5.826.744	391.815.846
771 IDBAN Banjarmasin	4.655.278	88.350.615	5.826.744	240.726.976
773 IDKTB Kotabaru	0	142.736.849	0	146.046.831
779 IDASA Asam Asam	0	946.673	0	5.042.039

I.5. IMPOR MENURUT PROPINSI DAN PELABUHAN BONGKAR
IMPORT BY PROVINCE AND PORT OF IMPORTATION
***** AGUSTUS / AUGUST 2009 *****

Kode Pelabuhan Bongkar <i>Port of Importation</i>	Berat bersih / <i>Net weight (Kg)</i>		Nilai / <i>Value C.I.F (U S \$)</i>	
	Bulan ini	Kumulatif	Bulan ini	Kumulatif
	<i>Current month</i>	<i>Cum. Jan. to date</i>	<i>Current month</i>	<i>Cum. Jan. to date</i>
KALIMANTAN TIMUR	750.036.291	5.118.512.710	577.150.195	3.285.114.223
803 IDBPP Balikpapan	689.722.818	4.848.734.377	417.746.378	2.591.924.067
805 IDSRD Samarinda	45.007.114	108.100.652	110.391.655	199.415.913
809 IDNNX Nunukan	0	37.363.419	0	481.023
810 IDTGR Pasir/tanah Grogot	0	1.618.503	0	19.004.416
813 IDTSG Tanjung Sangata	15.088.445	106.965.748	39.057.440	363.589.973
814 IDBPN Sepinggang (u)	217.914	1.782.392	9.954.722	88.687.062
817 IDBTG Bontang	0	13.918.229	0	21.983.221
822 IDADB Adang Bay	0	29.390	0	28.548
SULAWESI UTARA	944.356	2.803.040	1.806.544	6.737.531
835 IDBIT Bitung	923.741	2.782.425	1.729.350	6.660.337
843 IDMDC Sam Ratulangi (u)	20.615	20.615	77.194	77.194
SULAWESI TENGAH	428.416	428.416	1.252.896	1.252.896
867 IDPSJ Posso	428.416	428.416	1.252.896	1.252.896
SULAWESI SELATAN	96.263.070	732.544.532	49.980.414	325.667.213
892 IDPAP Pare-pare	0	73.462.623	0	58.628.326
893 IDUJU Ujungpandang	96.262.884	616.232.414	49.965.240	231.726.342
897 IDMLI Malili, Sulawesi	0	42.780.533	0	32.626.270
901 IDBNT Banta Eng	0	62.467	0	2.219.530
904 IDUPG Hasanuddin (u)	186	1.448	15.174	109.615
907 IDSQR Soroako	0	5.047	0	357.130
SULAWESI TENGGARA	0	21.409.000	0	7.668.619
925 IDPUM Pomalaa	0	21.409.000	0	7.668.619
GORONTALO	0	28	0	760
841 IDGOR Gorontalo	0	28	0	760
MALUKU	595.240	71.665.246	1.017.284	56.527.427
946 IDAMB Ambon	593.692	68.726.011	983.946	52.015.434
948 IDBAD Banda Naira	0	673.000	0	263.090
949 IDLUV Tual	1.229	1.943.143	10.294	3.549.914
952 IDABN Ambon (ptt)	0	80.000	0	120.000
954 IDAMQ Pattimura/laha (u)	319	243.092	23.044	578.989
PAPUA	19.994.470	311.901.145	46.036.831	513.187.459
973 IDBIK Frans Kasiepo (u)	0	16.186	0	110.095
974 IDJYP Jayapura	0	5.661.600	0	6.748.518
980 IDTIM Amamapare	19.994.470	306.223.359	46.036.831	506.328.846
TOTAL IMPORT	8.493.600.211	56.681.178.364	9.707.302.686	59.767.909.786

**I.6 IMPOR KOMODITI MENURUT NEGARA ASAL / IMPORT BY COUNTRY OF ORIGIN
DAN LIMA GOLONGAN BARANG (SITC) UTAMA / AND FIVE MAJOR SITC COMMODITY GROUP
** AGUSTUS / AUGUST 2009 ****

Negara Asal/SITC/Uraian Golongan Barang <i>Country of Origin/SITC/group Description</i>	Berat Bersih / <i>Net Weight (Kg)</i>		Nilai CIF / <i>CIF Value (US\$)</i>	
	Bulan ini <i>Current month</i>	Kumulatif <i>Cum. Jan to date</i>	Bulan ini <i>Current month</i>	Kumulatif <i>Cum. Jan to date</i>
JAPAN				
782 Motor Vehicle For The Transportation Of Goods	4 041 793	51 248 549	39 320 698	382 032 380
713 Internal Combustion Piston Engines And Parts	2 323 901	23 178 734	32 998 693	266 254 959
784 Parts And Accessories Of The Motor Vehicles	3 153 345	24 881 397	36 472 570	246 475 612
781 Passengger Motor Cars	4 158 304	23 018 866	39 884 130	239 198 437
673 Flat Rolled Products, Not Clad	36 636 588	224 010 115	28 940 030	221 360 924
723 Others	155 798 140	1 196 215 096	681 528 094	4 708 733 514
Sub Total	206 112 071	1 542 552 757	859 144 215	6 064 055 826
HONG KONG				
764 Telecommunication Equipments And Parts	2 398 246	7 066 066	41 087 521	275 597 457
655 Knitted Or Crocheted Fabrics	1 085 722	10 192 000	8 395 368	80 133 783
652 Cotton Fabrics, Woven	1 587 081	9 622 249	11 433 853	78 908 807
776 Thermionic, Cold Cathode, And Photo Cathode Valves/Tubes	514 306	2 723 645	7 685 557	44 178 537
772 Electrical Apparatus For Making And Breaking Electrical Circuits	160 327	1 517 053	6 217 401	41 203 498
759 Others	11 117 556	89 267 544	71 030 920	519 593 804
Sub Total	16 863 238	120 388 557	145 850 620	1 039 615 886
KOREA, DEM. PEOPLE'S REP.				
511 Hydrocarbon And Their Halogenated, Nitrated Derivatives	0	3 000 365	0	2 475 301
672 Ingots And Other Iron/Steel In Primary Forms	0	3 933 117	0	1 491 635
232 Synthetic Rubber Latex, Synthetic/Reclaimed Rubber	24 576	638 412	53 207	1 489 138
679 Tubes, Pipes, Hollow Profile, Pipe Fitting Of Iron/Steel	0	146 300	0	312 073
691 Structures And Parts Of Iron/Steel Or Aluminium	0	195 560	0	261 463
657 Others	31 137	741 382	210 124	1 319 040
Sub Total	55 713	8 655 136	263 331	7 348 650
KOREA, REPUBLIC OF				
334 Petroleum Products, Refined	87 070 432	962 977 835	52 300 701	478 469 130
764 Telecommunication Equipments And Parts	409 888	2 855 718	27 689 958	195 319 896
333 Petroleum Oil, Crude	125 907 516	250 994 761	74 645 100	137 725 409
655 Knitted Or Crocheted Fabrics	1 920 101	16 777 959	14 542 361	129 466 527
673 Flat Rolled Products, Not Clad	29 234 159	157 747 253	18 414 924	106 811 304
679 Others	133 511 068	891 043 181	269 690 045	1 932 125 346
Sub Total	378 053 164	2 282 396 707	457 283 089	2 979 917 612
TAIWAN				
334 Petroleum Products, Refined	53 881 656	250 810 840	35 202 924	147 559 532
655 Knitted Or Crocheted Fabrics	940 196	8 959 804	6 588 453	74 426 842
776 Thermionic, Cold Cathode, And Photo Cathode Valves/Tubes	49 312	351 596	5 851 780	57 392 916
653 Fabrics, Woven, Of Man-Made Fibres	564 903	6 122 669	5 504 225	56 299 511
673 Flat Rolled Products, Not Clad	9 814 706	84 319 208	6 619 975	54 744 903
575 Others	78 670 360	494 453 684	148 094 918	1 006 854 133
Sub Total	143 921 133	845 017 801	207 862 275	1 397 277 837
CHINA				
764 Telecommunication Equipments And Parts	5 048 671	31 383 592	161 904 685	1 038 347 389
752 Automatic Data Processing Machines And Their Units	1 797 187	10 790 865	67 276 742	360 390 856
711 Steam And Other Vapour Generating Boilers And Parts	23 014 165	93 916 439	77 102 147	354 861 150
793 Ships, Boats, And Floating Structures	17 365 055	93 644 555	118 418 034	308 504 052
057 Fruit And Nut; Fresh Or Dried	17 901 379	264 195 719	15 410 303	227 037 212
679 Others	735 237 794	4 368 586 625	1 027 649 976	6 362 411 764
Sub Total	800 364 251	4 862 517 795	1 467 761 887	8 651 552 423
MONGOLIA				
793 Ships, Boats, And Floating Structures	0	498 000	0	206 880
652 Cotton Fabrics, Woven	0	1 501	0	22 244
743 Pumps, Compressors, Fans, Blowers, Centrifuges, And Parts	0	155	0	10 915
278 Other Crude Minerals	0	371	0	2 970
682 Copper	0	81	0	2 449

**I.6 IMPOR KOMODITI MENURUT NEGARA ASAL / IMPORT BY COUNTRY OF ORIGIN
DAN LIMA GOLONGAN BARANG (SITC) UTAMA / AND FIVE MAJOR SITC COMMODITY GROUP
** AGUSTUS / AUGUST 2009 ****

Negara Asal/SITC/Uraian Golongan Barang <i>Country of Origin/SITC/group Description</i>	Berat Bersih / <i>Net Weight (Kg)</i>		Nilai CIF / <i>CIF Value (US\$)</i>	
	Bulan ini <i>Current month</i>	Kumulatif <i>Cum. Jan to date</i>	Bulan ini <i>Current month</i>	Kumulatif <i>Cum. Jan to date</i>
Others	0	0	0	0
Sub Total	0	500 108	0	245 458
MACAU				
655 Knitted Or Crocheted Fabrics	49 102	499 743	266 136	1 968 547
652 Cotton Fabrics, Woven	26 132	181 537	119 550	940 908
651 Textile Yarns	11 431	46 421	49 827	222 984
654 Textile Fabrics, Woven, Other Than Of Cotton Or Man-Made Fibres	0	46 825	0	215 877
831 Travel Goods	2 584	10 223	25 631	95 129
682 Others	14 132	85 932	156 598	537 822
Sub Total	103 381	870 681	617 742	3 981 267
PAPUA NEW GUINEA				
072 Cocoa	967 501	7 563 816	2 657 942	19 593 450
283 Copper Ores And Concentrates	0	9 900 000	0	14 319 656
282 Waste And Scrap Metal Of Iron/Steel	80 000	7 591 326	24 000	1 953 848
223 Oil Seeds Use For Extraction Of Other Fixed Vegetable Oils	0	2 020	0	296 978
723 Civil Engineering And Contractor Plants And Equipments/Parts	0	5 316	0	108 261
784 Others	17 632	67 388	61 190	384 397
Sub Total	1 065 133	25 129 866	2 743 132	36 656 590
THAILAND				
784 Parts And Accessories Of The Motor Vehicles	3 162 001	23 828 532	27 125 007	210 133 067
781 Passenger Motor Cars	3 621 728	19 553 194	34 632 641	176 206 628
061 Sugar, Molasses, And Honey	43 459 052	487 303 094	16 860 869	166 760 362
713 Internal Combustion Piston Engines And Parts	1 377 054	9 887 692	20 473 778	150 346 809
511 Hydrocarbon And Their Halogenated, Nitrated Derivatives	13 893 530	174 311 786	13 420 215	129 041 766
741 Others	408 108 325	1 921 400 009	361 764 010	2 023 381 103
Sub Total	473 621 690	2 636 284 307	474 276 520	2 855 869 735
SINGAPORE				
334 Petroleum Products, Refined	846 293 189	6 548 515 545	556 455 513	3 495 543 180
793 Ships, Boats, And Floating Structures	120 434 449	286 375 042	706 113 092	1 031 814 711
772 Electrical Apparatus For Making And Breaking Electrical Circuits	1 111 872	8 336 184	48 508 182	269 592 526
776 Thermionic, Cold Cathode, And Photo Cathode Valves/Tubes	430 449	2 336 315	52 304 130	263 700 977
679 Tubes, Pipes, Hollow Profile, Pipe Fitting Of Iron/Steel	7 613 602	75 714 375	26 652 329	231 712 222
511 Others	294 659 309	2 047 910 467	609 822 795	4 434 091 994
Sub Total	1 270 542 870	8 969 187 928	1 999 856 041	9 726 455 610
PHILIPPINES				
776 Thermionic, Cold Cathode, And Photo Cathode Valves/Tubes	14 321	336 413	5 358 330	40 711 658
726 Printing/Book Binding Machinery And Parts	18 164	96 151	5 265 059	27 682 112
022 Milk, Cream, And Milk Products Other Than Butter Or Cheese	766 982	4 276 461	3 943 487	22 289 410
748 Transmission Shafts And Cranks	143 512	1 158 500	1 918 211	15 366 262
593 Explosive And Pyrotechnic Products	122 187	776 641	3 560 561	15 120 957
575 Others	29 049 378	156 928 784	48 232 529	195 809 753
Sub Total	30 114 544	163 572 950	68 278 177	316 980 152
MALAYSIA				
334 Petroleum Products, Refined	112 796 436	1 394 418 751	65 137 638	727 430 618
333 Petroleum Oil, Crude	0	1 054 394 052	0	469 486 818
511 Hydrocarbon And Their Halogenated, Nitrated Derivatives	25 199 791	158 556 787	24 141 980	115 189 059
793 Ships, Boats, And Floating Structures	7 125 622	14 337 225	97 140 934	112 500 855
741 Heating And Cooling Equipments And Parts	1 057 186	8 977 206	6 484 506	70 287 569
792 Others	351 680 949	2 494 596 163	260 216 083	1 764 275 494
Sub Total	497 859 984	5 125 280 184	453 121 141	3 259 170 413
MYANMAR				
054 Vegetables, Fresh, Chilled, Frozen Or Simply Preserved	1 556 580	43 281 262	755 716	22 091 075
682 Copper	0	798 548	0	3 482 732
035 Fish, Dried Salted Or In Brine; Smoked Fish	55 500	1 539 984	36 713	1 017 532

**I.6 IMPOR KOMODITI MENURUT NEGARA ASAL / IMPORT BY COUNTRY OF ORIGIN
DAN LIMA GOLONGAN BARANG (SITC) UTAMA / AND FIVE MAJOR SITC COMMODITY GROUP
** AGUSTUS / AUGUST 2009 ****

Negara Asal/SITC/Uraian Golongan Barang <i>Country of Origin/SITC/group Description</i>	Berat Bersih / <i>Net Weight (Kg)</i>		Nilai CIF / <i>CIF Value (US\$)</i>	
	Bulan ini <i>Current month</i>	Kumulatif <i>Cum. Jan to date</i>	Bulan ini <i>Current month</i>	Kumulatif <i>Cum. Jan to date</i>
044 Maize, Unmilled	0	2 005 331	0	374 669
057 Fruit And Nut; Fresh Or Dried	0	920 684	0	336 704
247 Others	21 925	616 539	29 114	877 540
Sub Total	1 634 005	49 162 348	821 543	28 180 252
CAMBODIA				
793 Ships, Boats, And Floating Structures	827 000	4 174 000	390 017	948 925
652 Cotton Fabrics, Woven	0	76 125	0	396 000
845 Articles Of Apparel	2 403	21 509	49 736	386 420
841 Men'S Coats/Jackets, Not Knitted	2 399	8 455	47 790	189 458
653 Fabrics, Woven, Of Man-Made Fibres	0	23 544	0	146 012
843 Others	1 421	49 765	14 278	424 816
Sub Total	833 223	4 353 398	501 821	2 491 631
BRUNEI DARUSSALAM				
333 Petroleum Oil, Crude	86 939 000	929 713 423	46 020 416	373 651 363
282 Waste And Scrap Metal Of Iron/Steel	0	2 898 927	0	695 742
874 Measuring, Checking, Analysing, And Controlling Instrument And App:	8	17 676	2 282	643 333
773 Equipment For Distributing Electricity	0	33 704	0	418 192
742 Pumps For Liquid And Parts	0	13 026	0	276 666
679 Others	5 415	106 567	80 564	564 495
Sub Total	86 944 423	932 783 323	46 103 262	376 249 791
LAO PEOPLE'S DEM. REP.				
071 Coffee And Coffee Substitues	0	268 800	0	243 936
551 Essential Oils, Perfumes, And Flavour Materials	0	16 000	0	96 000
773 Equipment For Distributing Electricity	0	8 213	0	41 616
652 Cotton Fabrics, Woven	0	2 977	0	24 053
845 Articles Of Apparel	0	52	0	2 464
278 Others	10	175	61	721
Sub Total	10	296 217	61	408 790
NEPAL				
642 Paper And Paperboard Cut To Size/Shape And Article Of Papers	1 350	1 450	5 483	7 371
898 Musical Instrument And Parts/Accessories	95	95	1 048	1 048
892 Printed Matter	2	80	21	735
831 Travel Goods	0	19	0	573
697 Household Equipment Of Base Metals	47	47	525	525
Others	0	0	0	0
Sub Total	1 494	1 691	7 077	10 252
BHUTAN				
893 Article Of Plastics	23	3 281	687	137 888
776 Thermionic, Cold Cathode, And Photo Cathode Valves/Tubes	0	525	0	27 805
874 Measuring, Checking, Analysing, And Controlling Instrument And App:	0	24	0	14 430
772 Electrical Apparatus For Making And Breaking Electrical Circuits	0	22	0	865
778 Electrical Machinery And Apparatus	0	11	0	830
Others	0	0	0	0
Sub Total	23	3 863	687	181 818
VIET NAM				
333 Petroleum Oil, Crude	13	315 420 590	8	127 507 921
751 Office Machines	565 773	3 119 563	4 176 629	23 160 443
611 Leathers	35 809	1 246 218	472 314	14 546 679
775 Household Type, Electrical/Non-Electrical Equipments	743 546	3 449 990	3 049 668	14 495 010
748 Transmission Shafts And Cranks	313 257	3 014 683	1 688 308	12 993 944
674 Others	23 696 254	170 900 416	28 718 122	205 545 471
Sub Total	25 354 652	497 151 460	38 105 049	398 249 468
INDIA				
764 Telecommunication Equipments And Parts	294 750	1 616 268	45 479 239	243 153 477

**I.6 IMPOR KOMODITI MENURUT NEGARA ASAL / IMPORT BY COUNTRY OF ORIGIN
DAN LIMA GOLONGAN BARANG (SITC) UTAMA / AND FIVE MAJOR SITC COMMODITY GROUP
** AGUSTUS / AUGUST 2009 ****

Negara Asal/SITC/Uraian Golongan Barang <i>Country of Origin/SITC/group Description</i>	Berat Bersih / <i>Net Weight (Kg)</i>		Nilai CIF / <i>CIF Value (US\$)</i>	
	Bulan ini <i>Current month</i>	Kumulatif <i>Cum. Jan to date</i>	Bulan ini <i>Current month</i>	Kumulatif <i>Cum. Jan to date</i>
511 Hydrocarbon And Their Halogenated, Nitrated Derivatives	16 898 732	151 959 772	17 157 784	129 949 925
222 Oil Seeds Use For Extraction Ofsoft Fixed Vegetable Oils	15 648 066	99 682 691	13 981 716	98 708 725
081 Feeding Stuff For Animals	32 970 128	277 380 812	12 093 087	92 163 869
334 Petroleum Products, Refined	25 322 331	138 850 462	15 837 793	74 953 780
782 Others	151 715 460	848 341 778	107 720 117	731 726 257
Sub Total	242 849 467	1 517 831 783	212 269 736	1 370 656 033
PAKISTAN				
652 Cotton Fabrics, Woven	175 521	1 895 760	878 977	6 864 234
793 Ships, Boats, And Floating Structures	0	9 405 000	0	6 646 368
651 Textile Yarns	508 208	2 444 701	832 800	4 290 172
263 Cotton	554 444	3 297 444	672 797	4 116 938
653 Fabrics, Woven, Of Man-Made Fibres	203 688	993 151	760 166	3 766 735
611 Others	7 036 698	16 427 585	2 909 416	14 632 505
Sub Total	8 478 559	34 463 641	6 054 156	40 316 952
BANGLADESH				
658 Made-Up Articles, Wholly/Chiefly Of Textile Materials	1 716 688	7 824 295	1 237 802	6 426 112
723 Civil Engineering And Contractor Plants And Equipments/Parts	0	1 224 000	0	5 545 950
651 Textile Yarns	650 100	4 285 294	456 104	2 942 030
611 Leathers	0	19 206	0	886 453
264 Jute And Other Textile Bast Fibres	0	1 628 384	0	802 183
542 Others	126 570	1 129 022	387 885	3 828 794
Sub Total	2 493 358	16 110 201	2 081 791	20 431 522
SRI LANKA				
046 Meal And Flour Of Wheat And Flour Of Meslin	17 274 500	83 180 431	6 522 764	36 993 695
074 Tea And Mate	25 649	219 587	133 571	872 585
652 Cotton Fabrics, Woven	28 226	132 354	152 219	871 116
656 Tulle,Lace,Embroidery,Ribbons,Trimmings And Other Small Wares	1 067	11 287	26 866	594 529
651 Textile Yarns	188	81 027	1 849	578 134
845 Others	111 391	1 009 661	868 186	4 592 461
Sub Total	17 441 021	84 634 347	7 705 455	44 502 520
AFGHANISTAN				
057 Fruit And Nut; Fresh Or Dried	0	19 500	0	28 275
652 Cotton Fabrics, Woven	0	3	0	62
Others	0	0	0	0
Sub Total	0	19 503	0	28 337
INDONESIA				
036 Crustaceans, Molluscs, And Aquatic Invertebrates	27 442	315 802	141 505	2 305 400
034 Fish, Fresh, Chilled Or Frozen	65 343	299 606	345 805	1 289 928
851 Footwears	0	93 592	0	857 899
673 Flat Rolled Products, Not Clad	0	1 635 966	0	827 085
896 Works Of Art, Collectors Pieces And Antiques	221	3 002	74 430	801 318
098 Others	502 816	3 180 562	1 673 617	8 931 583
Sub Total	595 822	5 528 530	2 235 357	15 013 213
IRAQ				
057 Fruit And Nut; Fresh Or Dried	205 780	1 742 170	97 342	686 715
Others	0	0	0	0
Sub Total	205 780	1 742 170	97 342	686 715
IRAN (ISLAMIC REPUBLIC OF)				
342 Liquefied Propane And Butane	36 451 243	242 879 070	19 051 929	114 424 134
511 Hydrocarbon And Their Halogenated, Nitrated Derivatives	18 759 119	140 495 877	18 124 450	98 144 920
334 Petroleum Products, Refined	0	19 261 699	0	15 540 080
562 Fertilizers, Manufactured	1 500 000	21 448 000	793 001	12 065 007
335 Residual Petroleum Products, And Related Materials	720 130	8 614 424	455 222	4 094 845

**I.6 IMPOR KOMODITI MENURUT NEGARA ASAL / IMPORT BY COUNTRY OF ORIGIN
DAN LIMA GOLONGAN BARANG (SITC) UTAMA / AND FIVE MAJOR SITC COMMODITY GROUP
** AGUSTUS / AUGUST 2009 ****

Negara Asal/SITC/Uraian Golongan Barang <i>Country of Origin/SITC/group Description</i>	Berat Bersih / <i>Net Weight (Kg)</i>		Nilai CIF / <i>CIF Value (US\$)</i>	
	Bulan ini <i>Current month</i>	Kumulatif <i>Cum. Jan to date</i>	Bulan ini <i>Current month</i>	Kumulatif <i>Cum. Jan to date</i>
598 Others	3 168 073	20 783 386	1 564 367	10 501 340
Sub Total	60 598 565	453 482 456	39 988 969	254 770 326
SAUDI ARABIA				
333 Petroleum Oil, Crude	413 907 651	3 061 987 118	226 801 828	1 337 560 533
511 Hydrocarbon And Their Halogenated, Nitrated Derivatives	41 226 241	225 679 620	37 207 658	162 145 657
334 Petroleum Products, Refined	51 094 340	286 515 539	31 881 842	133 155 857
512 Alcohols, Phenols, Phenol-Alcohols And Their Halogenated	9 762 675	106 771 107	7 072 467	65 466 152
342 Liquefied Propane And Butane	0	111 793 800	0	55 067 205
575 Others	9 951 484	66 424 375	10 677 518	71 861 412
Sub Total	525 942 391	3 859 171 559	313 641 313	1 825 256 816
ISRAEL				
764 Telecommunication Equipments And Parts	303	13 502	54 166	1 869 036
726 Printing/Book Binding Machinery And Parts	4 248	33 723	329 028	1 792 478
541 Medicinal And Pharmaceutical Products	2 371	17 460	126 077	1 004 384
776 Thermionic, Cold Cathode, And Photo Cathode Valves/Tubes	19	1 581	112 474	642 631
771 Electric Power Machinery And Parts	0	2 110	0	394 745
895 Others	30 622	205 172	425 103	2 264 579
Sub Total	37 563	273 548	1 046 848	7 967 853
KUWAIT				
334 Petroleum Products, Refined	86 688 000	1 365 317 925	51 365 715	643 805 403
512 Alcohols, Phenols, Phenol-Alcohols And Their Halogenated	3 175 662	42 978 113	2 239 511	25 818 353
571 Polymers Of Ethylene In Primary Forms	2 005 250	14 620 203	1 980 840	12 323 059
522 Inorganic Chemical Elements, Oxides And Halogen Salts	0	11 500 000	0	2 070 000
335 Residual Petroleum Products, And Related Materials	0	4 080 000	0	1 715 191
575 Others	273 543	2 573 047	385 382	2 331 465
Sub Total	92 142 455	1 441 069 288	55 971 448	688 063 471
JORDAN				
272 Fertilizers, Crude	91 550 000	418 310 000	16 707 875	107 003 105
562 Fertilizers, Manufactured	300 000	33 600 000	187 000	24 354 000
685 Lead	0	99 220	0	147 353
752 Automatic Data Processing Machines And Their Units	0	229	0	100 800
784 Parts And Accessories Of The Motor Vehicles	0	4 283	0	84 024
718 Others	220	160 371	45 309	217 380
Sub Total	91 850 220	452 174 103	16 940 184	131 906 662
LEBANON				
773 Equipment For Distributing Electricity	19 494	21 647	373 436	442 741
892 Printed Matter	13 000	139 227	41 852	340 783
288 Non-Ferrous Base Metal Waste And Scraps	23 040	23 040	108 235	108 235
727 Food Processing Machines And Parts	0	8 601	0	79 000
845 Articles Of Apparel	0	4 629	0	46 238
699 Others	0	18 438	0	93 179
Sub Total	55 534	215 582	523 523	1 110 176
YEMEN				
611 Leathers	0	63 180	0	282 450
873 Meters And Counters	0	7 760	0	85 085
288 Non-Ferrous Base Metal Waste And Scraps	0	19 030	0	65 970
778 Electrical Machinery And Apparatus	0	10 302	0	30 768
522 Inorganic Chemical Elements, Oxides And Halogen Salts	0	124	0	24 223
723 Others	0	2 896	0	26 857
Sub Total	0	103 292	0	515 353
OMAN				

**I.6 IMPOR KOMODITI MENURUT NEGARA ASAL / IMPORT BY COUNTRY OF ORIGIN
DAN LIMA GOLONGAN BARANG (SITC) UTAMA / AND FIVE MAJOR SITC COMMODITY GROUP
** AGUSTUS / AUGUST 2009 ****

Negara Asal/SITC/Uraian Golongan Barang <i>Country of Origin/SITC/group Description</i>	Berat Bersih / <i>Net Weight (Kg)</i>		Nilai CIF / <i>CIF Value (US\$)</i>	
	Bulan ini <i>Current month</i>	Kumulatif <i>Cum. Jan to date</i>	Bulan ini <i>Current month</i>	Kumulatif <i>Cum. Jan to date</i>
684 Alumunium	2 608 858	19 516 020	4 388 541	29 530 925
575 Other Plastics In Primary Forms	0	1 237 500	0	671 469
723 Civil Engineering And Contractor Plants And Equipments/Parts	0	13 441	0	183 391
772 Electrical Apparatus For Making And Breaking Electrical Circuits	0	20 670	0	76 032
792 Aircraft And Associated Equipments And Parts	0	3 784	0	67 970
771 Others	0	1 356	0	27 848
Sub Total	2 608 858	20 792 771	4 388 541	30 557 635
SYRIA ARAB REPUBLIC				
334 Petroleum Products, Refined	0	1 184 661	0	462 610
611 Leathers	40 966	58 826	286 600	424 300
892 Printed Matter	8 000	50 004	8 247	58 056
655 Knitted Or Crocheted Fabrics	0	1 620	0	40 549
056 Vegetables, Roots And Tubers, Prepared Or Preserved Nes	0	3 717	0	7 399
845 Others	50	2 018	2 886	10 812
Sub Total	49 016	1 300 846	297 733	1 003 726
TURKEY				
333 Petroleum Oil, Crude	0	544 289 585	0	235 124 958
046 Meal And Flour Of Wheat And Flour Of Meslin	29 013 425	209 472 430	9 325 848	64 298 493
672 Ingots And Other Iron/Steel In Primary Forms	0	34 900 010	0	15 415 466
121 Tobacco, Unmanufactured And Refused	197 772	2 378 217	1 079 449	13 756 349
511 Hydrocarbon And Their Halogenated, Nitrated Derivatives	0	8 938 892	0	8 384 993
562 Others	9 591 050	49 277 601	7 040 214	37 724 729
Sub Total	38 802 247	849 256 735	17 445 511	374 704 988
UNITED ARAB EMIRATES				
342 Liquefied Propane And Butane	0	148 908 000	0	66 187 862
684 Alumunium	1 484 539	6 536 404	2 616 626	12 297 757
571 Polymers Of Ethylene In Primary Forms	915 721	4 603 468	1 134 572	4 911 261
081 Feeding Stuff For Animals	1 415 860	18 181 140	661 280	4 667 887
679 Tubes, Pipes, Hollow Profile, Pipe Fitting Of Iron/Steel	55 214	914 548	566 553	3 591 765
057 Others	23 059 717	48 347 734	7 800 466	26 242 616
Sub Total	26 931 051	227 491 294	12 779 497	117 899 148
QATAR				
342 Liquefied Propane And Butane	0	159 569 812	0	70 691 277
511 Hydrocarbon And Their Halogenated, Nitrated Derivatives	14 093 213	76 914 306	14 354 493	54 818 554
334 Petroleum Products, Refined	0	49 957 041	0	24 236 067
671 Pig Iron,Spiegeleisen,Sponge Iron, And Ferro-Alloys	0	39 999 986	0	12 449 996
598 Miscellaneous Chemical Products	0	5 951 852	0	9 882 492
562 Others	441 876	22 643 405	409 127	8 415 671
Sub Total	14 535 089	355 036 402	14 763 620	180 494 057
BAHRAIN				
334 Petroleum Products, Refined	0	44 949 020	0	18 467 058
684 Alumunium	214 916	1 925 159	376 168	3 465 666
522 Inorganic Chemical Elements, Oxides And Halogen Salts	0	8 871 044	0	1 907 274
744 Mechanical Handling Equipments And Parts	664 632	664 632	1 000 000	1 000 000
671 Pig Iron,Spiegeleisen,Sponge Iron, And Ferro-Alloys	525 000	842 620	490 691	622 503
672 Others	1 048 270	3 207 169	282 212	1 327 622
Sub Total	2 452 818	60 459 644	2 149 071	26 790 123
CYPRUS				
273 Stone, Sand And Gravel	43 000	170 500	14 730	55 812
893 Article Of Plastics	0	4 438	0	6 545
872 Medical Instruments And Appliances	0	83	0	5 730
895 Office And Stationery Supplies	0	1 572	0	2 318
726 Printing/Book Binding Machinery And Parts	0	272	0	402

**I.6 IMPOR KOMODITI MENURUT NEGARA ASAL / IMPORT BY COUNTRY OF ORIGIN
DAN LIMA GOLONGAN BARANG (SITC) UTAMA / AND FIVE MAJOR SITC COMMODITY GROUP
** AGUSTUS / AUGUST 2009 ****

Negara Asal/SITC/Uraian Golongan Barang <i>Country of Origin/SITC/group Description</i>	Berat Bersih / <i>Net Weight (Kg)</i>		Nilai CIF / <i>CIF Value (US\$)</i>	
	Bulan ini <i>Current month</i>	Kumulatif <i>Cum. Jan to date</i>	Bulan ini <i>Current month</i>	Kumulatif <i>Cum. Jan to date</i>
Others	0	0	0	0
Sub Total	43 000	176 865	14 730	70 807
EGYPT				
562 Fertilizers, Manufactured	2 592 459	156 198 652	270 593	25 519 736
272 Fertilizers, Crude	37 290 000	137 830 000	5 003 871	18 502 673
057 Fruit And Nut; Fresh Or Dried	1 707 515	7 023 413	1 481 694	5 664 525
061 Sugar, Molasses, And Honey	0	19 905 810	0	4 250 643
522 Inorganic Chemical Elements, Oxides And Halogen Salts	0	14 986 537	0	4 241 432
611 Others	209 679	3 215 424	637 354	5 550 236
Sub Total	41 799 653	339 159 836	7 393 512	63 729 245
LIBYAN ARAB JAMAHIRIYA				
333 Petroleum Oil, Crude	0	262 559 808	0	90 012 934
511 Hydrocarbon And Their Halogenated, Nitrated Derivatives	0	21 934 596	0	12 980 053
723 Civil Engineering And Contractor Plants And Equipments/Parts	900	900	39 720	39 720
Others	0	0	0	0
Sub Total	900	284 495 304	39 720	103 032 707
MOROCCO				
334 Petroleum Products, Refined	0	25 815 339	0	10 080 890
842 Women'S Coats/Jacket, Not Knitted	5 978	46 874	328 173	2 453 239
841 Men'S Coats/Jackets, Not Knitted	2 000	13 936	105 886	681 972
845 Articles Of Apparel	995	8 457	47 256	422 563
844 Women'S Coats/Jackets, Knitted	497	5 133	26 455	245 281
657 Others	523	59 803	58 155	368 386
Sub Total	9 993	25 949 542	565 925	14 252 331
TUNISIA				
057 Fruit And Nut; Fresh Or Dried	267 821	1 655 339	915 868	5 043 186
251 Pulp And Waste Paper	67 200	784 000	135 690	1 523 560
641 Papers And Paperboards	0	1 043 403	0	1 076 385
523 Metallicsalts And Peroxysalts	875 000	1 850 000	373 900	870 200
772 Electrical Apparatus For Making And Breaking Electrical Circuits	203	15 647	7 057	404 335
841 Others	27 036	50 892	80 724	654 619
Sub Total	1 237 260	5 399 281	1 513 239	9 572 285
ALGERIA				
333 Petroleum Oil, Crude	0	124 675 498	0	54 007 305
034 Fish, Fresh, Chilled Or Frozen	24 880	24 880	33 056	33 056
057 Fruit And Nut; Fresh Or Dried	0	24 000	0	24 000
699 Manufactures Of Base Metals	0	360	0	9 758
666 Pottery	15 215	15 215	4 920	4 920
Others	0	0	0	0
Sub Total	40 095	124 739 953	37 976	54 079 039
SUDAN				
333 Petroleum Oil, Crude	164 699 815	749 952 214	89 606 572	344 137 395
273 Stone, Sand And Gravel	3 823	22 184	8 428	46 884
263 Cotton	0	17 908	0	38 099
896 Works Of Art, Collectors Pieces And Antiques	0	12 709	0	22 033
831 Travel Goods	0	42	0	72
746 Others	0	8	0	68
Sub Total	164 703 638	750 005 065	89 615 000	344 244 551
ERITREA				
656 Tulle,Lace,Embroidery,Ribbons,Trimmings And Other Small Wares	0	91	0	4 013
776 Thermionic, Cold Cathode, And Photo Cathode Valves/Tubes	0	1	0	1 000
873 Meters And Counters	0	4	0	711
695 Tools For Used In The Hand Or In Machines	0	9	0	552

**I.6 IMPOR KOMODITI MENURUT NEGARA ASAL / IMPORT BY COUNTRY OF ORIGIN
DAN LIMA GOLONGAN BARANG (SITC) UTAMA / AND FIVE MAJOR SITC COMMODITY GROUP
** AGUSTUS / AUGUST 2009 ****

Negara Asal/SITC/Uraian Golongan Barang <i>Country of Origin/SITC/group Description</i>	Berat Bersih / <i>Net Weight (Kg)</i>		Nilai CIF / <i>CIF Value (US\$)</i>	
	Bulan ini <i>Current month</i>	Kumulatif <i>Cum. Jan to date</i>	Bulan ini <i>Current month</i>	Kumulatif <i>Cum. Jan to date</i>
841 Men'S Coats/Jackets, Not Knitted	0	9	0	289
Others	0	0	0	0
Sub Total	0	114	0	6 565
LESOTHO				
845 Articles Of Apparel	0	18	0	698
Others	0	0	0	0
Sub Total	0	18	0	698
NAMIBIA				
686 Zinc	1 382 140	7 058 757	2 255 862	10 593 257
772 Electrical Apparatus For Making And Breaking Electrical Circuits	316	316	3 373	3 373
641 Papers And Paperboards	0	146	0	892
598 Miscellaneous Chemical Products	33	33	347	347
629 Articles Of Rubbers	15	15	266	266
773 Others	6	6	108	108
Sub Total	1 382 510	7 059 273	2 259 956	10 598 243
ETHIOPIA				
211 Hides And Skins, Raw	0	68 791	0	616 117
611 Leathers	262	3 970	14 000	212 153
075 Spices	30 000	105 000	36 000	126 000
071 Coffee And Coffee Substitutes	0	36 078	0	86 402
Others	0	0	0	0
Sub Total	30 262	213 839	50 000	1 040 672
TANZANIA, UNITED REP. OF				
263 Cotton	1 539 258	5 739 045	893 906	5 012 818
222 Oil Seeds Use For Extraction Ofsoft Fixed Vegetable Oils	501 000	1 388 524	205 150	699 318
292 Crude Vegetable Materials	0	200 000	0	320 000
282 Waste And Scrap Metal Of Iron/Steel	380 100	380 100	110 229	110 229
071 Coffee And Coffee Substitutes	0	54 000	0	82 900
248 Others	15 912	42 710	19 043	73 235
Sub Total	2 436 270	7 804 379	1 228 328	6 298 500
MADAGASCAR				
551 Essential Oils, Perfumes, And Flavour Materials	58 400	404 800	359 413	2 601 084
287 Ores And Concentrates Of Basemetals	0	240 560	0	166 819
843 Men'S Coats/Jackets, Knitted	0	1 172	0	35 752
265 Vegetable Textile Fibres,Raw Or Processed;Waste Of These Fibres	0	25 284	0	27 560
845 Articles Of Apparel	43	687	955	20 583
211 Others	12 105	35 161	5 469	29 403
Sub Total	70 548	707 664	365 837	2 881 201
KENYA				
074 Tea And Mate	128 326	1 166 387	383 829	2 787 756
263 Cotton	0	715 684	0	923 888
512 Alcohols,Phenols,Phenol-Alcohols And Their Halogenated	0	1 150 000	0	851 000
642 Paper And Paperboard Cut To Size/Shape And Article Of Papers	0	386 400	0	823 040
611 Leathers	12 060	83 951	117 153	801 021
292 Others	1 231 840	2 462 611	311 299	1 372 213
Sub Total	1 372 226	5 965 033	812 281	7 558 918
REUNION				
251 Pulp And Waste Paper	309 400	3 895 813	44 863	416 788
699 Manufactures Of Base Metals	11 373	11 373	31 174	31 174
742 Pumps For Liquid And Parts	0	375	0	10 724
874 Measuring, Checking, Analysing, And Controlling Instrument And App:	0	14	0	4 524

**I.6 IMPOR KOMODITI MENURUT NEGARA ASAL / IMPORT BY COUNTRY OF ORIGIN
DAN LIMA GOLONGAN BARANG (SITC) UTAMA / AND FIVE MAJOR SITC COMMODITY GROUP
** AGUSTUS / AUGUST 2009 ****

Negara Asal/SITC/Uraian Golongan Barang <i>Country of Origin/SITC/group Description</i>	Berat Bersih / <i>Net Weight (Kg)</i>		Nilai CIF / <i>CIF Value (US\$)</i>	
	Bulan ini <i>Current month</i>	Kumulatif <i>Cum. Jan to date</i>	Bulan ini <i>Current month</i>	Kumulatif <i>Cum. Jan to date</i>
Others	0	0	0	0
Sub Total	320 773	3 907 575	76 037	463 210
MOZAMBIQUE				
263 Cotton	289 240	1 190 715	393 713	1 545 453
222 Oil Seeds Use For Extraction Ofsoft Fixed Vegetable Oils	504 850	1 257 665	277 887	666 237
287 Ores And Concentrates Of Basemetals	99 039	371 339	61 896	248 410
685 Lead	48 802	73 299	73 203	118 277
752 Automatic Data Processing Machines And Their Units	0	3 944	0	57 158
Others	0	0	0	0
Sub Total	941 931	2 896 962	806 699	2 635 535
BOTSWANA				
658 Made-Up Articles, Wholly/Chiefly Of Textile Materials	0	88	0	1 526
Others	0	0	0	0
Sub Total	0	88	0	1 526
TOGO				
263 Cotton	298 552	3 013 670	395 501	3 699 170
282 Waste And Scrap Metal Of Iron/Steel	777 230	777 230	219 567	219 567
222 Oil Seeds Use For Extraction Ofsoft Fixed Vegetable Oils	0	266 300	0	119 836
642 Paper And Paperboard Cut To Size/Shape And Article Of Papers	0	30 756	0	83 179
657 Special Yarns,Textile Fabrics	0	2 461	0	16 721
892 Others	20	2 214	198	16 368
Sub Total	1 075 802	4 092 631	615 266	4 154 841
GHANA				
072 Cocoa	925 000	8 525 000	2 728 762	24 734 963
288 Non-Ferrous Base Metal Waste And Scraps	19 060	19 060	88 557	88 557
287 Ores And Concentrates Of Basemetals	26 800	130 780	15 196	73 732
248 Wood,Simply Worked And Railway Sleeper Of Wood	0	11 510	0	25 882
874 Measuring, Checking, Analysing, And Controlling Instrument And Appa	0	130	0	10 813
001 Others	0	49	0	361
Sub Total	970 860	8 686 529	2 832 515	24 934 308
LIBERIA				
793 Ships, Boats, And Floating Structures	12 099 000	12 099 000	3 500 000	3 500 000
653 Fabrics, Woven, Of Man-Made Fibres	0	1 378	0	20 705
651 Textile Yarns	0	355	0	852
Others	0	0	0	0
Sub Total	12 099 000	12 100 733	3 500 000	3 521 557
GUINEA				
248 Wood,Simply Worked And Railway Sleeper Of Wood	0	43 394	0	39 692
629 Articles Of Rubbers	0	8	0	459
633 Cork Manufactures	0	5	0	290
748 Transmission Shafts And Cranks	0	1	0	39
713 Internal Combustion Piston Engines And Parts	0	1	0	31
Others	0	0	0	0
Sub Total	0	43 409	0	40 511
ANGOLA				
679 Tubes, Pipes, Hollow Profile, Pipe Fitting Of Iron/Steel	0	55 458	0	106 369
723 Civil Engineering And Contractor Plants And Equipments/Parts	0	29 677	0	37 514
282 Waste And Scrap Metal Of Iron/Steel	0	25 402	0	16 943
Others	0	0	0	0

**I.6 IMPOR KOMODITI MENURUT NEGARA ASAL / IMPORT BY COUNTRY OF ORIGIN
DAN LIMA GOLONGAN BARANG (SITC) UTAMA / AND FIVE MAJOR SITC COMMODITY GROUP
** AGUSTUS / AUGUST 2009 ****

Negara Asal/SITC/Uraian Golongan Barang <i>Country of Origin/SITC/group Description</i>	Berat Bersih / <i>Net Weight (Kg)</i>		Nilai CIF / <i>CIF Value (US\$)</i>	
	Bulan ini <i>Current month</i>	Kumulatif <i>Cum. Jan to date</i>	Bulan ini <i>Current month</i>	Kumulatif <i>Cum. Jan to date</i>
Sub Total	0	110 537	0	160 826
CONGO				
282 Waste And Scrap Metal Of Iron/Steel	0	341 300	0	206 487
248 Wood,Simply Worked And Railway Sleeper Of Wood	0	90 170	0	122 287
247 Wood In The Rough Or Roughly Squared	0	38 815	0	32 882
728 Other Machines And Equipment Specialized For Particular Industry	0	5 512	0	19 300
742 Pumps For Liquid And Parts	0	428	0	1 500
747 Others	0	46	0	824
Sub Total	0	476 271	0	383 280
CAMEROON				
072 Cocoa	0	1 388 358	0	3 572 340
263 Cotton	188 749	924 660	231 358	1 284 186
248 Wood,Simply Worked And Railway Sleeper Of Wood	36 238	463 888	17 480	473 868
025 Eggs, Birds, And Egg Yolks; Fresh, Dried Or Otherwise Preserved	0	17 975	0	99 893
772 Electrical Apparatus For Making And Breaking Electrical Circuits	0	5 733	0	27 098
653 Others	1 470	36 313	3 090	87 724
Sub Total	226 457	2 836 927	251 928	5 545 109
NIGERIA				
333 Petroleum Oil, Crude	0	886 576 321	0	361 880 111
263 Cotton	1 239 233	1 746 847	1 556 939	2 235 217
248 Wood,Simply Worked And Railway Sleeper Of Wood	0	118 827	0	85 220
778 Electrical Machinery And Apparatus	32 000	32 000	30 318	30 318
072 Cocoa	0	12 192	0	10 241
699 Others	0	35	0	290
Sub Total	1 271 233	888 486 222	1 587 257	364 241 397
SIERRA LEONE				
771 Electric Power Machinery And Parts	0	16	0	2 818
778 Electrical Machinery And Apparatus	0	1 108	0	1 514
716 Rotating Electric Plants And Parts	0	3	0	434
743 Pumps, Compressors, Fans, Blowers, Centrifuges, And Parts	2	31	12	191
713 Internal Combustion Piston Engines And Parts	0	3	0	50
772 Others	0	19	0	66
Sub Total	2	1 180	12	5 073
GABON				
635 Wood Manufactures	17 493	105 643	47 882	256 017
248 Wood,Simply Worked And Railway Sleeper Of Wood	0	68 873	0	56 871
728 Other Machines And Equipment Specialized For Particular Industry	0	3 357	0	51 570
748 Transmission Shafts And Cranks	0	6	0	263
Others	0	0	0	0
Sub Total	17 493	177 879	47 882	364 721
COTE D'IVOIRE				
072 Cocoa	250 250	2 152 838	620 009	5 774 814
263 Cotton	964 209	3 247 653	1 225 659	4 229 141
288 Non-Ferrous Base Metal Waste And Scraps	0	19 235	0	78 911
057 Fruit And Nut; Fresh Or Dried	0	100 776	0	75 582
282 Waste And Scrap Metal Of Iron/Steel	246 480	246 480	71 479	71 479
248 Others	0	21 525	0	25 486
Sub Total	1 460 939	5 788 507	1 917 147	10 255 413
SENEGAL				
287 Ores And Concentrates Of Basemetals	0	380 080	0	197 602
752 Automatic Data Processing Machines And Their Units	0	3 581	0	175 613

**I.6 IMPOR KOMODITI MENURUT NEGARA ASAL / IMPORT BY COUNTRY OF ORIGIN
DAN LIMA GOLONGAN BARANG (SITC) UTAMA / AND FIVE MAJOR SITC COMMODITY GROUP
** AGUSTUS / AUGUST 2009 ****

Negara Asal/SITC/Uraian Golongan Barang <i>Country of Origin/SITC/group Description</i>	Berat Bersih / <i>Net Weight (Kg)</i>		Nilai CIF / <i>CIF Value (US\$)</i>	
	Bulan ini <i>Current month</i>	Kumulatif <i>Cum. Jan to date</i>	Bulan ini <i>Current month</i>	Kumulatif <i>Cum. Jan to date</i>
676 Iron/Steel Bars, Rods, Angels, Shaped And Sections	331	2 470	109	1 789
723 Civil Engineering And Contractor Plants And Equipments/Parts	0	3 036	0	1 660
735 Parts Of Machine Tools	0	2	0	648
Others	0	0	0	0
Sub Total	331	389 169	109	377 312
MAURITANIA				
652 Cotton Fabrics, Woven	0	2 430	0	20 875
Others	0	0	0	0
Sub Total	0	2 430	0	20 875
MALI				
263 Cotton	1 076 685	3 672 482	1 289 179	4 380 137
745 Other Non-Electrical Machinery, Tools, And Mechanical Apparatus	0	385	0	5 276
748 Transmission Shafts And Cranks	0	42	0	2 247
694 Nails, Screws, Nuts, Bolts, Rivets Of Iron/Steel Or Copper	0	36	0	476
Others	0	0	0	0
Sub Total	1 076 685	3 672 945	1 289 179	4 388 136
BENIN				
263 Cotton	356 452	3 096 378	450 094	3 890 296
057 Fruit And Nut; Fresh Or Dried	0	496 650	0	315 718
282 Waste And Scrap Metal Of Iron/Steel	304 240	304 240	85 948	85 948
Others	0	0	0	0
Sub Total	660 692	3 897 268	536 042	4 291 962
BURKINA FASO				
263 Cotton	1 543 172	4 075 426	2 120 970	5 288 209
575 Other Plastics In Primary Forms	0	4 716	0	27 000
582 Plates, Sheets, And Film Of Plastics	0	3 162	0	18 103
592 Starches, Inulin, And Wheat Glutenal Buminoidal Substances; Glues	0	156	0	892
629 Articles Of Rubbers	0	120	0	684
724 Others	0	45	0	254
Sub Total	1 543 172	4 083 625	2 120 970	5 335 142
U.S. VIRGIN ISLANDS				
851 Footwears	0	395	0	4 915
751 Office Machines	0	483	0	2 103
844 Women'S Coats/Jackets, Knitted	0	32	0	979
845 Articles Of Apparel	0	3	0	71
843 Men'S Coats/Jackets, Knitted	0	2	0	67
897 Others	0	1	0	22
Sub Total	0	916	0	8 157
SEYCHELLES				
772 Electrical Apparatus For Making And Breaking Electrical Circuits	109	109	249 945	249 945
598 Miscellaneous Chemical Products	0	1 000	0	35 270
813 Lighting Fixtures And Fittings	0	1 215	0	3 650
893 Article Of Plastics	0	11	0	34
Others	0	0	0	0
Sub Total	109	2 335	249 945	288 899
UGANDA				
263 Cotton	0	3 543 902	0	4 398 443
611 Leathers	0	20 139	0	209 639
287 Ores And Concentrates Of Basemetals	0	5 040	0	172 771
554 Soap,Cleansing And Polishing Preparations	0	1	0	10
Others	0	0	0	0
Sub Total	0	3 569 082	0	4 780 863

**I.6 IMPOR KOMODITI MENURUT NEGARA ASAL / IMPORT BY COUNTRY OF ORIGIN
DAN LIMA GOLONGAN BARANG (SITC) UTAMA / AND FIVE MAJOR SITC COMMODITY GROUP
** AGUSTUS / AUGUST 2009 ****

Negara Asal/SITC/Uraian Golongan Barang <i>Country of Origin/SITC/group Description</i>	Berat Bersih / <i>Net Weight (Kg)</i>		Nilai CIF / <i>CIF Value (US\$)</i>	
	Bulan ini <i>Current month</i>	Kumulatif <i>Cum. Jan to date</i>	Bulan ini <i>Current month</i>	Kumulatif <i>Cum. Jan to date</i>
CENTRAL AFRICAN REPUBLIC				
263 Cotton	795 728	2 122 796	913 150	2 438 240
266 Synthetic Fibres Suitable For Spinning	22 160	22 160	140 227	140 227
267 Other Man-Made Fibres Suitable For Spinning And Waste	0	13 840	0	49 227
676 Iron/Steel Bars, Rods, Angels, Shaped And Sections	0	2 236	0	2 646
699 Manufactures Of Base Metals	1	1	1	1
Others	0	0	0	0
Sub Total	817 889	2 161 033	1 053 378	2 630 341
NIGER				
273 Stone, Sand And Gravel	0	43 179	0	18 727
572 Polimers Of Styrene In Primary Forms	8 891	8 891	11 425	11 425
282 Waste And Scrap Metal Of Iron/Steel	40 333	40 333	9 075	9 075
533 Pigments, Paints, Varnishes, And Related Materials	289	289	370	370
778 Electrical Machinery And Apparatus	0	3	0	338
694 Others	0	109	0	219
Sub Total	49 513	92 804	20 870	40 154
CHAD				
263 Cotton	0	139 450	0	188 284
Others	0	0	0	0
Sub Total	0	139 450	0	188 284
DJIBOUTI				
611 Leathers	0	5 175	0	141 527
Others	0	0	0	0
Sub Total	0	5 175	0	141 527
SAINT HELENA				
657 Special Yarns,Textile Fabrics	0	4 890	0	57 926
675 Flat Rolled Products And Alloy Steels	0	41 178	0	41 122
711 Steam And Other Vapour Generating Boilers And Parts	0	894	0	4 101
778 Electrical Machinery And Apparatus	0	35	0	1 708
653 Fabrics, Woven, Of Man-Made Fibres	0	160	0	1 400
786 Others	142	153	647	709
Sub Total	142	47 310	647	106 966
SWAZILAND				
251 Pulp And Waste Paper	4 722 260	9 082 473	1 939 891	3 667 124
562 Fertilizers, Manufactured	1 475 000	1 475 000	907 125	907 125
591 Disinfectants, Insecticides, And Fungicides Put In Forms	0	48 480	0	449 760
772 Electrical Apparatus For Making And Breaking Electrical Circuits	3	5 874	3 341	322 696
073 Chocolate And Other Food Preparations Containing Cocoa	0	24 087	0	149 596
598 Others	8 947	63 166	38 343	625 243
Sub Total	6 206 210	10 699 080	2 888 700	6 121 544
SOUTH AFRICA				
251 Pulp And Waste Paper	17 196 818	80 525 756	9 408 623	54 173 573
333 Petroleum Oil, Crude	0	132 753 196	0	52 287 064
672 Ingots And Other Iron/Steel In Primary Forms	6 562 862	14 889 122	2 812 308	6 253 175
057 Fruit And Nut; Fresh Or Dried	1 757 717	5 975 450	1 334 325	6 074 574
282 Waste And Scrap Metal Of Iron/Steel	12 288 880	18 465 195	3 573 786	5 259 726
873 Others	7 628 443	33 777 712	9 378 521	57 391 227
Sub Total	45 434 720	286 386 431	26 507 563	181 439 339
ZIMBABWE				

**I.6 IMPOR KOMODITI MENURUT NEGARA ASAL / IMPORT BY COUNTRY OF ORIGIN
DAN LIMA GOLONGAN BARANG (SITC) UTAMA / AND FIVE MAJOR SITC COMMODITY GROUP
** AGUSTUS / AUGUST 2009 ****

Negara Asal/SITC/Uraian Golongan Barang <i>Country of Origin/SITC/group Description</i>	Berat Bersih / <i>Net Weight (Kg)</i>		Nilai CIF / <i>CIF Value (US\$)</i>	
	Bulan ini <i>Current month</i>	Kumulatif <i>Cum. Jan to date</i>	Bulan ini <i>Current month</i>	Kumulatif <i>Cum. Jan to date</i>
263 Cotton	1 963 396	5 506 629	2 525 789	7 368 949
121 Tobacco, Unmanufactured And Refused	89 000	837 700	580 331	5 536 209
821 Furnitures And Parts	0	90	0	1 414
Others	0	0	0	0
Sub Total	2 052 396	6 344 419	3 106 120	12 906 572
ZAMBIA				
263 Cotton	199 899	199 899	275 436	275 436
287 Ores And Concentrates Of Basemetals	0	185 650	0	86 795
Others	0	0	0	0
Sub Total	199 899	385 549	275 436	362 231
MALAWI				
263 Cotton	0	715 590	0	1 057 116
074 Tea And Mate	0	540	0	5 584
222 Oil Seeds Use For Extraction Ofsoft Fixed Vegetable Oils	0	2 500	0	950
Others	0	0	0	0
Sub Total	0	718 630	0	1 063 650
MAURITIUS				
575 Other Plastics In Primary Forms	566 000	2 632 196	661 070	2 816 630
651 Textile Yarns	60 797	1 820 893	87 006	2 229 757
679 Tubes, Pipes, Hollow Profile, Pipe Fitting Of Iron/Steel	0	72 676	0	405 585
676 Iron/Steel Bars, Rods, Angels, Shaped And Sections	0	1 130 000	0	248 031
845 Articles Of Apparel	1 342	8 601	45 024	221 741
691 Others	177 214	958 715	279 288	1 546 659
Sub Total	805 353	6 623 081	1 072 388	7 468 403
RWANDA				
699 Manufactures Of Base Metals	0	1	0	3
Others	0	0	0	0
Sub Total	0	1	0	3
ZAIRE				
571 Polymers Of Ethylene In Primary Forms	0	53	0	40
Others	0	0	0	0
Sub Total	0	53	0	40
VIRGIN ISLANDS (BRITISH)				
792 Aircraft And Associated Equipments And Parts	2 909	2 909	4 327 682	4 327 682
278 Other Crude Minerals	0	7 700 000	0	363 100
899 Other Miscellaneous Manufactured Articles	16 763	54 091	19 654	72 812
851 Footwears	0	4 816	0	52 130
651 Textile Yarns	0	25 000	0	43 250
874 Others	3	23 505	61	58 420
Sub Total	19 675	7 810 321	4 347 397	4 917 394
AUSTRALIA				
041 Wheat And Meslin, Unmilled	230 556 623	1 771 722 162	63 369 094	481 866 063
001 Live Animals Other Than Fish	23 354 678	157 330 436	41 045 075	293 922 600
684 Alumunium	11 629 460	50 461 528	21 158 926	98 288 762
285 Aluminium Ores And Concentrates	45 540 000	292 930 000	11 377 517	77 157 928
562 Fertilizers, Manufactured	35 029 320	219 253 725	13 779 430	76 070 444
263 Others	316 491 328	2 066 007 250	182 025 788	1 154 708 511
Sub Total	662 601 409	4 557 705 101	332 755 830	2 182 014 308

**I.6 IMPOR KOMODITI MENURUT NEGARA ASAL / IMPORT BY COUNTRY OF ORIGIN
DAN LIMA GOLONGAN BARANG (SITC) UTAMA / AND FIVE MAJOR SITC COMMODITY GROUP
** AGUSTUS / AUGUST 2009 ****

Negara Asal/SITC/Uraian Golongan Barang <i>Country of Origin/SITC/group Description</i>	Berat Bersih / <i>Net Weight (Kg)</i>		Nilai CIF / <i>CIF Value (US\$)</i>	
	Bulan ini <i>Current month</i>	Kumulatif <i>Cum. Jan to date</i>	Bulan ini <i>Current month</i>	Kumulatif <i>Cum. Jan to date</i>
NEW ZEALAND				
022 Milk, Cream, And Milk Products Other Than Butter Or Cheese	5 948 192	54 612 663	11 472 300	123 110 908
251 Pulp And Waste Paper	21 939 366	118 220 883	9 552 528	42 728 517
011 Meat Of Bovine Animals Fresh, Chilled Or Frozen	1 818 805	14 689 851	5 017 214	41 233 647
081 Feeding Stuff For Animals	10 321 063	63 184 071	6 774 686	32 286 921
012 Other Meat, Other Edible Meat Offal, Fresh, Chilled Or Frozen	1 332 835	13 364 313	2 880 942	24 880 154
024 Others	24 914 482	150 149 035	14 791 916	110 288 070
Sub Total	66 274 743	414 220 816	50 489 586	374 528 217
MICRONESIA, FED. STATES OF				
292 Crude Vegetable Materials	86	526	331	1 795
057 Fruit And Nut; Fresh Or Dried	0	5	0	11
Others	0	0	0	0
Sub Total	86	531	331	1 806
GUAM				
292 Crude Vegetable Materials	0	106	0	282
844 Women'S Coats/Jackets, Knitted	0	8	0	266
075 Spices	0	2	0	3
057 Fruit And Nut; Fresh Or Dried	0	1	0	1
Others	0	0	0	0
Sub Total	0	117	0	552
NAURU				
035 Fish, Dried Salted Or In Brine; Smoked Fish	0	100	0	6 236
693 Wire Products And Fencing Grills	0	166	0	620
Others	0	0	0	0
Sub Total	0	266	0	6 856
NEW CALEDONIA				
575 Other Plastics In Primary Forms	0	500	0	6 024
724 Textile/Leather Machinery And Parts	0	130	0	2 056
747 Taps, Cocks, And Valves For Pipes	0	60	0	2 029
629 Articles Of Rubbers	0	23	0	517
666 Pottery	0	43	0	22
Others	0	0	0	0
Sub Total	0	756	0	10 648
NIUE				
694 Nails, Screws, Nuts, Bolts, Rivets Of Iron/Steel Or Copper	0	2 371	0	9 399
751 Office Machines	1	1	77	77
Others	0	0	0	0
Sub Total	1	2 372	77	9 476
VANUATU				
072 Cocoa	0	100 000	0	243 166
893 Article Of Plastics	0	60	0	346
899 Other Miscellaneous Manufactured Articles	0	30	0	173
Others	0	0	0	0
Sub Total	0	100 090	0	243 685
BRITISH INDIAN OCEAN TERRITORY				
081 Feeding Stuff For Animals	0	1 906 841	0	467 333
821 Furnitures And Parts	0	5 290	0	3 339
713 Internal Combustion Piston Engines And Parts	0	16	0	263
Others	0	0	0	0
Sub Total	0	1 912 147	0	470 935

**I.6 IMPOR KOMODITI MENURUT NEGARA ASAL / IMPORT BY COUNTRY OF ORIGIN
DAN LIMA GOLONGAN BARANG (SITC) UTAMA / AND FIVE MAJOR SITC COMMODITY GROUP
** AGUSTUS / AUGUST 2009 ****

Negara Asal/SITC/Uraian Golongan Barang <i>Country of Origin/SITC/group Description</i>	Berat Bersih / <i>Net Weight (Kg)</i>		Nilai CIF / <i>CIF Value (US\$)</i>	
	Bulan ini <i>Current month</i>	Kumulatif <i>Cum. Jan to date</i>	Bulan ini <i>Current month</i>	Kumulatif <i>Cum. Jan to date</i>
OTH.OCEANIA				
899 Other Miscellaneous Manufactured Articles	0	73	0	2 093
Others	0	0	0	0
Sub Total	0	73	0	2 093
AMERICAN SAMOA				
263 Cotton	57 834	618 029	84 090	998 815
764 Telecommunication Equipments And Parts	131	15 031	16 663	444 638
743 Pumps, Compressors, Fans, Blowers, Centrifuges, And Parts	166 797	746 289	85 063	302 557
781 Passengger Motor Cars	0	18 197	0	142 443
232 Synthetic Rubber Latex, Synthetic/Reclaimed Rubber	0	179 463	0	112 274
512 Others	57 301	84 651	80 259	196 600
Sub Total	282 063	1 661 660	266 075	2 197 327
COOK ISLANDS				
744 Mechanical Handling Equipments And Parts	0	10 378	0	553 068
695 Tools For Used In The Hand Or In Machines	0	10 211	0	494 785
725 Papermill/Pulpmill Machinery And Paper Cutting Machines	1 151	10 894	104 269	276 929
771 Electric Power Machinery And Parts	0	29 709	0	153 338
778 Electrical Machinery And Apparatus	0	242	0	129 570
773 Others	305	34 463	15 529	386 138
Sub Total	1 456	95 897	119 798	1 993 828
FIJI				
655 Knitted Or Crocheted Fabrics	1 278	2 473	49 336	59 806
653 Fabrics, Woven, Of Man-Made Fibres	0	449	0	3 580
034 Fish, Fresh, Chilled Or Frozen	100	110	1 555	1 820
266 Synthetic Fibres Suitable For Spinning	35	35	1 500	1 500
656 Tulle,Lace,Embroidery,Ribbons,Trimmings And Other Small Wares	16	16	693	693
892 Others	19	19	848	848
Sub Total	1 448	3 102	53 932	68 247
MARSHALL ISLANDS				
793 Ships, Boats, And Floating Structures	23 353 000	23 353 000	29 500 000	29 500 000
792 Aircraft And Associated Equipments And Parts	0	9	0	132 312
742 Pumps For Liquid And Parts	0	5	0	76 534
874 Measuring, Checking, Analysing, And Controlling Instrument And App	0	2	0	27 958
772 Electrical Apparatus For Making And Breaking Electrical Circuits	0	1	0	9 921
695 Others	100	100	429	429
Sub Total	23 353 100	23 353 117	29 500 429	29 747 154
SAMOA				
232 Synthetic Rubber Latex, Synthetic/Reclaimed Rubber	0	38 556	0	138 416
653 Fabrics, Woven, Of Man-Made Fibres	0	4 535	0	44 924
515 Organo-Inorganic And Heterocyclic Compounds	0	1 000	0	18 000
598 Miscellaneous Chemical Products	0	17 500	0	17 450
541 Medicinal And Pharmaceutical Products	0	75	0	12 750
772 Others	120	208	2 313	4 250
Sub Total	120	61 874	2 313	235 790
SOLOMON ISLANDS				
072 Cocoa	120 000	1 260 001	331 162	3 330 725
246 Wood In Chips Or Particles And Waste	0	5 000 000	0	434 346
282 Waste And Scrap Metal Of Iron/Steel	0	92 150	0	53 447
Others	0	0	0	0
Sub Total	120 000	6 352 151	331 162	3 818 518

**I.6 IMPOR KOMODITI MENURUT NEGARA ASAL / IMPORT BY COUNTRY OF ORIGIN
DAN LIMA GOLONGAN BARANG (SITC) UTAMA / AND FIVE MAJOR SITC COMMODITY GROUP
** AGUSTUS / AUGUST 2009 ****

Negara Asal/SITC/Uraian Golongan Barang <i>Country of Origin/SITC/group Description</i>	Berat Bersih / <i>Net Weight (Kg)</i>		Nilai CIF / <i>CIF Value (US\$)</i>	
	Bulan ini <i>Current month</i>	Kumulatif <i>Cum. Jan to date</i>	Bulan ini <i>Current month</i>	Kumulatif <i>Cum. Jan to date</i>
TONGA				
048 Cereal Preparations And Preparations Of Flours/Starchs Of Fruit	0	1 691	0	11 019
292 Crude Vegetable Materials	0	316	0	2 043
Others	0	0	0	0
Sub Total	0	2 007	0	13 062
TUVALU				
793 Ships, Boats, And Floating Structures	0	872 000	0	364 716
776 Thermionic, Cold Cathode, And Photo Cathode Valves/Tubes	0	20	0	2 424
899 Other Miscellaneous Manufactured Articles	0	201	0	1 736
Others	0	0	0	0
Sub Total	0	872 221	0	368 876
CHRISTMAS ISLANDS				
727 Food Processing Machines And Parts	1 616	1 616	1 206	1 206
Others	0	0	0	0
Sub Total	1 616	1 616	1 206	1 206
U.S MINOR OUTLYING ISLAND				
629 Articles Of Rubbers	5	5	130	130
694 Nails, Screws, Nuts, Bolts, Rivets Of Iron/Steel Or Copper	0	1	0	6
Others	0	0	0	0
Sub Total	5	6	130	136
COCOS (KEELING) ISLANDS				
664 Glass	0	8 042	0	18 749
699 Manufactures Of Base Metals	0	10 000	0	8 040
Others	0	0	0	0
Sub Total	0	18 042	0	26 789
TOKELAU				
776 Thermionic, Cold Cathode, And Photo Cathode Valves/Tubes	17 470	17 470	36 576	36 576
575 Other Plastics In Primary Forms	0	45 996	0	22 540
679 Tubes, Pipes, Hollow Profile, Pipe Fitting Of Iron/Steel	0	118	0	593
743 Pumps, Compressors, Fans, Blowers, Centrifuges, And Parts	19	19	187	187
747 Taps, Cocks, And Valves For Pipes	0	32	0	95
Others	0	16	0	54
Sub Total	17 489	63 651	36 763	60 045
EAST TIMOR				
071 Coffee And Coffee Substitutes	58 125	235 205	87 183	311 296
001 Live Animals Other Than Fish	0	267 099	0	55 465
223 Oil Seeds Use For Extraction Of Other Fixed Vegetable Oils	0	66 312	0	13 208
057 Fruit And Nut; Fresh Or Dried	0	656	0	79
222 Oil Seeds Use For Extraction Ofsoft Fixed Vegetable Oils	0	58	0	7
Others	0	0	0	0
Sub Total	58 125	569 330	87 183	380 055
UNITED STATES				
792 Aircraft And Associated Equipments And Parts	215 256	1 857 445	143 704 649	1 033 016 069
222 Oil Seeds Use For Extraction Ofsoft Fixed Vegetable Oils	56 999 165	906 657 984	27 931 789	417 792 725
081 Feeding Stuff For Animals	102 461 306	481 101 360	56 893 996	230 884 351
263 Cotton	25 753 420	149 722 590	32 452 255	193 673 879
723 Civil Engineering And Contractor Plants And Equipments/Parts	2 384 631	12 338 922	24 643 173	181 338 348
743 Others	364 953 829	1 502 011 818	346 443 586	2 307 175 600

**I.6 IMPOR KOMODITI MENURUT NEGARA ASAL / IMPORT BY COUNTRY OF ORIGIN
DAN LIMA GOLONGAN BARANG (SITC) UTAMA / AND FIVE MAJOR SITC COMMODITY GROUP
** AGUSTUS / AUGUST 2009 ****

Negara Asal/SITC/Uraian Golongan Barang <i>Country of Origin/SITC/group Description</i>	Berat Bersih / <i>Net Weight (Kg)</i>		Nilai CIF / <i>CIF Value (US\$)</i>	
	Bulan ini <i>Current month</i>	Kumulatif <i>Cum. Jan to date</i>	Bulan ini <i>Current month</i>	Kumulatif <i>Cum. Jan to date</i>
Sub Total	552 767 607	3 053 690 119	632 069 448	4 363 880 972
CANADA				
041 Wheat And Meslin, Unmilled	135 595 000	568 701 270	41 910 572	198 530 165
562 Fertilizers, Manufactured	90 015 000	185 145 601	53 229 480	121 642 359
251 Pulp And Waste Paper	32 972 775	177 964 168	17 627 329	90 247 380
333 Petroleum Oil, Crude	0	125 727 797	0	68 222 853
782 Motor Vehicle For The Transportation Of Goods	0	2 327 754	0	48 653 689
764 Others	20 865 543	96 983 604	25 952 540	175 512 881
Sub Total	279 448 318	1 156 850 194	138 719 921	702 809 327
MEXICO				
764 Telecommunication Equipments And Parts	8 663	72 335	3 332 925	22 301 680
081 Feeding Stuff For Animals	1 792 939	7 877 447	1 653 570	6 862 735
752 Automatic Data Processing Machines And Their Units	3 528	35 921	512 622	5 590 148
722 Tractors	145 209	669 125	1 011 802	4 088 684
263 Cotton	98 308	3 530 256	108 365	4 044 103
784 Others	968 123	7 207 551	4 849 542	39 045 605
Sub Total	3 016 770	19 392 635	11 468 826	81 932 955
GUATEMALA				
061 Sugar, Molasses, And Honey	0	85 550 000	0	29 596 711
724 Textile/Leather Machinery And Parts	0	72 102	0	423 599
231 Natural Rubber Latex; Natural Rubber And Similar Natural Gums	0	16 800	0	20 280
844 Women'S Coats/Jackets, Knitted	27	322	1 104	11 722
635 Wood Manufactures	0	1 715	0	7 250
551 Others	0	9 232	0	16 349
Sub Total	27	85 650 171	1 104	30 075 911
HONDURAS				
845 Articles Of Apparel	24	5 066	1 730	24 180
248 Wood, Simply Worked And Railway Sleeper Of Wood	0	15 180	0	23 602
899 Other Miscellaneous Manufactured Articles	0	1 523	0	21 433
844 Women'S Coats/Jackets, Knitted	2	150	77	5 570
843 Men'S Coats/Jackets, Knitted	6	42	284	1 560
897 Others	0	36	0	1 391
Sub Total	32	21 997	2 091	77 736
NICARAGUA				
845 Articles Of Apparel	0	630	0	25 037
724 Textile/Leather Machinery And Parts	0	160	0	11 000
892 Printed Matter	47	47	303	303
778 Electrical Machinery And Apparatus	0	4	0	162
Others	0	0	0	0
Sub Total	47	841	303	36 502
PANAMA				
793 Ships, Boats, And Floating Structures	1 845 000	29 954 563	123 952 926	144 718 376
334 Petroleum Products, Refined	0	40 148 986	0	23 931 647
282 Waste And Scrap Metal Of Iron/Steel	637 430	932 362	181 668	265 723
899 Other Miscellaneous Manufactured Articles	0	86 300	0	231 552
611 Leathers	0	4 932	0	77 775
036 Others	0	83 072	0	199 182
Sub Total	2 482 430	71 210 215	124 134 594	169 424 255
CUBA				
542 Medicaments, Including Veterinary Medicaments	450	2 124	226 800	664 860
Others	0	0	0	0

**I.6 IMPOR KOMODITI MENURUT NEGARA ASAL / IMPORT BY COUNTRY OF ORIGIN
DAN LIMA GOLONGAN BARANG (SITC) UTAMA / AND FIVE MAJOR SITC COMMODITY GROUP
** AGUSTUS / AUGUST 2009 ****

Negara Asal/SITC/Uraian Golongan Barang <i>Country of Origin/SITC/group Description</i>	Berat Bersih / <i>Net Weight (Kg)</i>		Nilai CIF / <i>CIF Value (US\$)</i>	
	Bulan ini <i>Current month</i>	Kumulatif <i>Cum. Jan to date</i>	Bulan ini <i>Current month</i>	Kumulatif <i>Cum. Jan to date</i>
Sub Total	450	2 124	226 800	664 860
CURACAO				
776 Thermionic, Cold Cathode, And Photo Cathode Valves/Tubes	0	25	0	12 842
652 Cotton Fabrics, Woven	0	437	0	3 405
778 Electrical Machinery And Apparatus	0	7	0	48
749 Non-Electric Parts And Accessories Of Machineries	0	9	0	20
653 Fabrics, Woven, Of Man-Made Fibres	0	3	0	10
Others	0	0	0	0
Sub Total	0	481	0	16 325
SURINAME				
724 Textile/Leather Machinery And Parts	0	9	0	2 935
728 Other Machines And Equipment Specialized For Particular Industry	0	1	0	307
665 Glassware	0	8	0	140
842 Women'S Coats/Jacket, Not Knitted	0	3	0	110
Others	0	0	0	0
Sub Total	0	21	0	3 492
CHILE				
251 Pulp And Waste Paper	14 011 769	115 403 360	7 320 434	56 704 909
281 Iron Ore And Concentrates	0	298 203 000	0	43 281 624
081 Feeding Stuff For Animals	1 618 180	6 291 690	1 561 441	5 900 631
682 Copper	599 895	801 066	3 584 528	5 008 979
057 Fruit And Nut; Fresh Or Dried	51 652	1 742 449	50 953	3 354 103
562 Others	1 052 020	5 433 430	1 058 426	7 677 101
Sub Total	17 333 516	427 874 995	13 575 782	121 927 347
VENEZUELA				
514 Nitrogen-Function Compounds	0	54 000	0	234 900
541 Medicinal And Pharmaceutical Products	680	1 180	59 936	80 376
542 Medicaments, Including Veterinary Medicaments	0	3 412	0	29 040
728 Other Machines And Equipment Specialized For Particular Industry	0	491	0	17 680
582 Plates, Sheets, And Film Of Plastics	713	1 018	10 443	16 337
523 Others	0	18 140	0	21 810
Sub Total	1 393	78 241	70 379	400 143
ARGENTINA				
081 Feeding Stuff For Animals	257 756 590	988 054 170	125 205 845	427 041 057
222 Oil Seeds Use For Extraction Ofsoft Fixed Vegetable Oils	37 960	38 195 760	11 388	19 579 170
335 Residual Petroleum Products, And Related Materials	9 755 490	19 577 390	5 409 614	10 521 814
679 Tubes, Pipes, Hollow Profile, Pipe Fitting Of Iron/Steel	26 386	4 138 121	84 334	10 038 183
263 Cotton	2 287 302	4 477 554	2 889 486	5 649 935
022 Others	2 932 855	12 519 497	3 582 963	20 680 916
Sub Total	272 796 583	1 066 962 492	137 183 630	493 511 075
BRAZIL				
263 Cotton	2 797 514	71 990 330	3 691 447	97 402 998
672 Ingots And Other Iron/Steel In Primary Forms	39 856 530	240 735 356	13 552 311	95 105 061
081 Feeding Stuff For Animals	79 734 400	194 193 216	40 222 738	91 597 725
281 Iron Ore And Concentrates	153 741 100	443 576 100	16 899 559	69 574 724
061 Sugar, Molasses, And Honey	0	118 061 603	0	44 138 944
792 Others	14 766 182	142 615 720	34 332 462	188 382 330
Sub Total	290 895 726	1 211 172 325	108 698 517	586 201 782
COLOMBIA				
522 Inorganic Chemical Elements, Oxides And Halogen Salts	1 538 001	3 116 001	1 131 704	1 958 100
591 Disinfectants, Insecticides, And Fungicides Put In Forms	120 000	409 230	284 400	933 657
334 Petroleum Products, Refined	0	191 520	0	762 069

**I.6 IMPOR KOMODITI MENURUT NEGARA ASAL / IMPORT BY COUNTRY OF ORIGIN
DAN LIMA GOLONGAN BARANG (SITC) UTAMA / AND FIVE MAJOR SITC COMMODITY GROUP
** AGUSTUS / AUGUST 2009 ****

Negara Asal/SITC/Uraian Golongan Barang <i>Country of Origin/SITC/group Description</i>	Berat Bersih / <i>Net Weight (Kg)</i>		Nilai CIF / <i>CIF Value (US\$)</i>	
	Bulan ini <i>Current month</i>	Kumulatif <i>Cum. Jan to date</i>	Bulan ini <i>Current month</i>	Kumulatif <i>Cum. Jan to date</i>
575 Other Plastics In Primary Forms	0	273 488	0	702 675
542 Medicaments, Including Veterinary Medicaments	1 127	1 182	650 083	681 813
553 Others	105 366	1 087 514	239 783	1 540 043
Sub Total	1 764 494	5 078 935	2 305 970	6 578 357
BOLIVIA				
792 Aircraft And Associated Equipments And Parts	0	419	0	817 072
522 Inorganic Chemical Elements, Oxides And Halogen Salts	0	88 000	0	68 700
248 Wood,Simply Worked And Railway Sleeper Of Wood	0	15 559	0	23 215
699 Manufactures Of Base Metals	0	1	0	3 608
694 Nails, Screws, Nuts, Bolts, Rivets Of Iron/Steel Or Copper	0	2	0	2 602
745 Others	0	71	0	3 241
Sub Total	0	104 052	0	918 438
URUGUAY				
248 Wood,Simply Worked And Railway Sleeper Of Wood	254 211	3 851 338	211 279	2 332 947
036 Crustaceans, Molluscs, And Aquatic Invertebrates	0	1 208 873	0	880 390
057 Fruit And Nut; Fresh Or Dried	259 844	545 174	214 022	474 569
597 Additive For Mineral Oils	0	17 022	0	36 596
554 Soap,Cleansing And Polishing Preparations	0	17 024	0	35 069
034 Others	4 000	4 457	14 642	17 071
Sub Total	518 055	5 643 888	439 943	3 776 642
PARAGUAY				
081 Feeding Stuff For Animals	0	24 999 775	0	9 723 394
263 Cotton	123 418	1 519 808	142 165	1 754 136
793 Ships, Boats, And Floating Structures	0	101 266	0	559 211
611 Leathers	228 633	687 013	181 717	523 912
282 Waste And Scrap Metal Of Iron/Steel	204 385	406 515	59 067	116 068
121 Others	9 179	61 697	29 193	101 445
Sub Total	565 615	27 776 074	412 142	12 778 166
ECUADOR				
081 Feeding Stuff For Animals	0	394 450	0	379 474
411 Animal Oils And Fats	98 270	489 254	76 651	332 529
711 Steam And Other Vapour Generating Boilers And Parts	0	12 230	0	258 163
036 Crustaceans, Molluscs, And Aquatic Invertebrates	0	35 164	0	171 066
292 Crude Vegetable Materials	0	120 000	0	114 000
743 Others	10 511	65 774	19 387	252 474
Sub Total	108 781	1 116 872	96 038	1 507 706
PERU				
081 Feeding Stuff For Animals	5 475 750	16 229 414	5 506 364	15 800 147
061 Sugar, Molasses, And Honey	0	20 000 000	0	6 697 319
057 Fruit And Nut; Fresh Or Dried	0	1 119 957	0	2 163 280
411 Animal Oils And Fats	778 860	1 773 352	506 926	1 205 082
522 Inorganic Chemical Elements, Oxides And Halogen Salts	10 000	206 000	55 200	187 696
248 Others	4 208	256 802	35 116	709 234
Sub Total	6 268 818	39 585 525	6 103 606	26 762 758
GUYANA				
746 Ball Or Roller Bearings	0	142	0	5 691
Others	0	0	0	0
Sub Total	0	142	0	5 691
TRINIDAD AND TOBAGO				
671 Pig Iron,Spiegeleisen,Sponge Iron, And Ferro-Alloys	0	30 639 730	0	12 287 918
282 Waste And Scrap Metal Of Iron/Steel	243 248	243 248	69 326	69 326

**I.6 IMPOR KOMODITI MENURUT NEGARA ASAL / IMPORT BY COUNTRY OF ORIGIN
DAN LIMA GOLONGAN BARANG (SITC) UTAMA / AND FIVE MAJOR SITC COMMODITY GROUP
** AGUSTUS / AUGUST 2009 ****

Negara Asal/SITC/Uraian Golongan Barang <i>Country of Origin/SITC/group Description</i>	Berat Bersih / <i>Net Weight (Kg)</i>		Nilai CIF / <i>CIF Value (US\$)</i>	
	Bulan ini <i>Current month</i>	Kumulatif <i>Cum. Jan to date</i>	Bulan ini <i>Current month</i>	Kumulatif <i>Cum. Jan to date</i>
899 Other Miscellaneous Manufactured Articles	780	1 560	26 400	52 800
251 Pulp And Waste Paper	53 000	307 410	7 420	43 038
776 Thermionic, Cold Cathode, And Photo Cathode Valves/Tubes	0	87	0	8 232
874 Others	0	14	0	5 523
Sub Total	297 028	31 192 049	103 146	12 466 837
BAHAMAS				
282 Waste And Scrap Metal Of Iron/Steel	193 990	1 151 410	53 347	311 453
248 Wood,Simply Worked And Railway Sleeper Of Wood	0	22 225	0	25 113
098 Edible Products And Preparations	0	50	0	1 412
Others	0	0	0	0
Sub Total	193 990	1 173 685	53 347	337 978
JAMAICA				
282 Waste And Scrap Metal Of Iron/Steel	508 751	851 742	139 907	220 510
699 Manufactures Of Base Metals	0	23 952	0	82 583
071 Coffee And Coffee Substitutes	0	210	0	11 760
551 Essential Oils, Perfumes, And Flavour Materials	0	40	0	10 080
737 Metalworking Machinery And Parts	0	913	0	9 806
764 Others	0	123	0	7 935
Sub Total	508 751	876 980	139 907	342 674
PUERTO RICO				
515 Organo-Inorganic And Heterocyclic Compounds	0	130	0	2 340 414
898 Musical Instrument And Parts/Accessories	0	592	0	1 106 395
714 Engines And Motors, Non-Electric And Parts	0	434	0	959 341
542 Medicaments, Including Veterinary Medicaments	9	2 419	40 410	794 781
772 Electrical Apparatus For Making And Breaking Electrical Circuits	1 036	3 033	8 829	754 705
541 Others	545 944	684 091	326 092	1 563 886
Sub Total	546 989	690 699	375 331	7 519 522
BELIZE				
793 Ships, Boats, And Floating Structures	0	9 457 000	0	5 989 304
523 Metallicsalts And Peroxysalts	0	24 000	0	11 040
278 Other Crude Minerals	0	22 500	0	4 522
778 Electrical Machinery And Apparatus	2	28	47	418
748 Transmission Shafts And Cranks	0	2	0	32
751 Others	0	1	0	18
Sub Total	2	9 503 531	47	6 005 334
DOMINICAN REPUBLIC				
793 Ships, Boats, And Floating Structures	0	348 000	0	596 979
282 Waste And Scrap Metal Of Iron/Steel	457 860	1 373 505	125 912	395 089
121 Tobacco, Unmanufactured And Refused	0	37 491	0	87 469
541 Medicinal And Pharmaceutical Products	0	755	0	62 265
211 Hides And Skins, Raw	28 000	84 000	12 368	45 336
892 Others	70	12 511	782	102 195
Sub Total	485 930	1 856 262	139 062	1 289 333
EL SALVADOR				
061 Sugar, Molasses, And Honey	0	19 659 997	0	6 990 086
772 Electrical Apparatus For Making And Breaking Electrical Circuits	1	4 384	180	211 806
778 Electrical Machinery And Apparatus	0	2 628	0	111 965
542 Medicaments, Including Veterinary Medicaments	0	1 660	0	36 804
048 Cereal Preparations And Preparations Of Flours/Starchs Of Fruit	0	244	0	12 206
893 Others	0	895	0	24 985
Sub Total	1	19 669 808	180	7 387 852

**I.6 IMPOR KOMODITI MENURUT NEGARA ASAL / IMPORT BY COUNTRY OF ORIGIN
DAN LIMA GOLONGAN BARANG (SITC) UTAMA / AND FIVE MAJOR SITC COMMODITY GROUP
** AGUSTUS / AUGUST 2009 ****

Negara Asal/SITC/Uraian Golongan Barang <i>Country of Origin/SITC/group Description</i>	Berat Bersih / <i>Net Weight (Kg)</i>		Nilai CIF / <i>CIF Value (US\$)</i>	
	Bulan ini <i>Current month</i>	Kumulatif <i>Cum. Jan to date</i>	Bulan ini <i>Current month</i>	Kumulatif <i>Cum. Jan to date</i>
COSTA RICA				
223 Oil Seeds Use For Extraction Of Other Fixed Vegetable Oils	0	11 215	0	2 301 572
759 Parts And Accessories For Machine Of Heading 751 Or 752	1 094	2 099	137 571	612 233
611 Leathers	0	28 585	0	432 317
282 Waste And Scrap Metal Of Iron/Steel	258 690	1 473 390	71 140	376 690
764 Telecommunication Equipments And Parts	409	2 085	37 837	188 585
743 Others	924	7 621	4 771	78 700
Sub Total	261 117	1 524 995	251 319	3 990 097
HAITI				
551 Essential Oils, Perfumes, And Flavour Materials	21	694	1 141	26 677
845 Articles Of Apparel	0	15	0	508
Others	0	0	0	0
Sub Total	21	709	1 141	27 185
BARBADOS				
282 Waste And Scrap Metal Of Iron/Steel	0	40 980	0	8 648
Others	0	0	0	0
Sub Total	0	40 980	0	8 648
ANTIGUA AND BARBUDA				
611 Leathers	0	8 059	0	410 243
893 Article Of Plastics	1 341	1 341	17 796	17 796
098 Edible Products And Preparations	0	2 919	0	10 001
813 Lighting Fixtures And Fittings	0	1 551	0	8 211
873 Meters And Counters	0	890	0	600
741 Others	0	85	0	478
Sub Total	1 341	14 845	17 796	447 329
ANGUILLA				
695 Tools For Used In The Hand Or In Machines	0	26	0	92
054 Vegetables, Fresh, Chilled, Frozen Or Simply Preserved	0	12	0	76
Others	0	0	0	0
Sub Total	0	38	0	168
ARUBA				
251 Pulp And Waste Paper	107 496	769 398	18 716	109 971
Others	0	0	0	0
Sub Total	107 496	769 398	18 716	109 971
BERMUDA				
121 Tobacco, Unmanufactured And Refused	0	70 000	0	528 132
Others	0	0	0	0
Sub Total	0	70 000	0	528 132
CAPE VERDE				
037 Fish, Crustaceans, Molluscs, And Other Aquatic Invertebrates; Prepar	0	14 932	0	45 355
748 Transmission Shafts And Cranks	0	637	0	979
785 Motorcycles, Scooters, And Other Cycles Motorized/Non Motorized	0	30	0	77
775 Household Type, Electrical/Non-Electrical Equipments	0	15	0	20
697 Household Equipment Of Base Metals	0	4	0	11
Others	0	0	0	0
Sub Total	0	15 618	0	46 442
CAYMAN ISLANDS				
776 Thermionic, Cold Cathode, And Photo Cathode Valves/Tubes	0	9	0	88 850
059 Fruit And Vegetable Juices	0	10 976	0	8 500

**I.6 IMPOR KOMODITI MENURUT NEGARA ASAL / IMPORT BY COUNTRY OF ORIGIN
DAN LIMA GOLONGAN BARANG (SITC) UTAMA / AND FIVE MAJOR SITC COMMODITY GROUP
** AGUSTUS / AUGUST 2009 ****

Negara Asal/SITC/Uraian Golongan Barang <i>Country of Origin/SITC/group Description</i>	Berat Bersih / <i>Net Weight (Kg)</i>		Nilai CIF / <i>CIF Value (US\$)</i>	
	Bulan ini <i>Current month</i>	Kumulatif <i>Cum. Jan to date</i>	Bulan ini <i>Current month</i>	Kumulatif <i>Cum. Jan to date</i>
651 Textile Yarns	0	462	0	3 672
Others	0	0	0	0
Sub Total	0	11 447	0	101 022
DOMINICA				
737 Metalworking Machinery And Parts	116	116	9 246	9 246
773 Equipment For Distributing Electricity	0	150	0	1 527
845 Articles Of Apparel	0	34	0	1 458
772 Electrical Apparatus For Making And Breaking Electrical Circuits	0	94	0	1 303
771 Electric Power Machinery And Parts	0	3	0	241
Others	2	2	69	69
Sub Total	118	399	9 315	13 844
FRENCH GUIANA				
772 Electrical Apparatus For Making And Breaking Electrical Circuits	0	15	0	4 184
334 Petroleum Products, Refined	0	13 000	0	46
Others	0	0	0	0
Sub Total	0	13 015	0	4 230
FRENCH POLYNESIA				
893 Article Of Plastics	0	15	0	47
Others	0	0	0	0
Sub Total	0	15	0	47
GREENLAND				
772 Electrical Apparatus For Making And Breaking Electrical Circuits	0	875	0	4 409
Others	0	0	0	0
Sub Total	0	875	0	4 409
NETHERLANDS ANTILLES				
597 Additive For Mineral Oils	0	272 960	0	230 280
748 Transmission Shafts And Cranks	0	9 008	0	187 394
872 Medical Instruments And Appliances	0	11 343	0	80 000
743 Pumps, Compressors, Fans, Blowers, Centrifuges, And Parts	0	4 950	0	25 162
641 Papers And Paperboards	513	2 291	7 117	20 945
874 Others	12	1 483	191	47 496
Sub Total	525	302 035	7 308	591 277
NORFOLK ISLANDS				
634 Veneers,Plywood,Improved/Reconstituted Wood Worked	8 968	8 968	15 829	15 829
Others	0	0	0	0
Sub Total	8 968	8 968	15 829	15 829
SAINT LUCIA				
778 Electrical Machinery And Apparatus	1 692	3 920	6 883	20 344
629 Articles Of Rubbers	528	528	12 650	12 650
772 Electrical Apparatus For Making And Breaking Electrical Circuits	0	175	0	1 741
773 Equipment For Distributing Electricity	0	78	0	722
Others	0	0	0	0
Sub Total	2 220	4 701	19 533	35 457
SAN MARINO				
893 Article Of Plastics	0	793	0	5 808
728 Other Machines And Equipment Specialized For Particular Industry	0	2	0	320
Others	0	0	0	0
Sub Total	0	795	0	6 128
TURKS AND CAICOS ISLANDS				

**I.6 IMPOR KOMODITI MENURUT NEGARA ASAL / IMPORT BY COUNTRY OF ORIGIN
DAN LIMA GOLONGAN BARANG (SITC) UTAMA / AND FIVE MAJOR SITC COMMODITY GROUP
** AGUSTUS / AUGUST 2009 ****

Negara Asal/SITC/Uraian Golongan Barang <i>Country of Origin/SITC/group Description</i>	Berat Bersih / <i>Net Weight (Kg)</i>		Nilai CIF / <i>CIF Value (US\$)</i>	
	Bulan ini <i>Current month</i>	Kumulatif <i>Cum. Jan to date</i>	Bulan ini <i>Current month</i>	Kumulatif <i>Cum. Jan to date</i>
843 Men'S Coats/Jackets, Knitted	7	13	2 460	3 813
844 Women'S Coats/Jackets, Knitted	0	7	0	1 485
845 Articles Of Apparel	0	6	0	1 383
841 Men'S Coats/Jackets, Not Knitted	0	1	0	314
Others	0	0	0	0
Sub Total	7	27	2 460	6 995
GUADELOUPE				
898 Musical Instrument And Parts/Accessories	0	20	0	1 944
741 Heating And Cooling Equipments And Parts	0	237	0	542
Others	0	0	0	0
Sub Total	0	257	0	2 486
UNITED KINGDOM				
792 Aircraft And Associated Equipments And Parts	36 065	310 996	5 323 939	115 765 660
793 Ships, Boats, And Floating Structures	9 004 537	12 748 658	3 215 000	105 755 492
251 Pulp And Waste Paper	39 372 602	303 508 544	6 249 199	36 114 603
515 Organo-Inorganic And Heterocyclic Compounds	743 217	5 686 798	3 048 252	17 099 196
728 Other Machines And Equipment Specialized For Particular Industry	39 860	489 750	1 198 415	16 456 252
714 Others	15 264 750	60 194 382	47 448 426	308 255 540
Sub Total	64 461 031	382 939 128	66 483 231	599 446 743
NETHERLANDS				
098 Edible Products And Preparations	821 891	3 909 363	6 644 163	28 598 983
022 Milk,Cream, And Milk Products Other Than Butter Or Cheese	1 740 480	14 313 746	3 375 003	26 588 866
714 Engines And Motors, Non-Electric And Parts	400	54 217	12 242	16 351 676
713 Internal Combustion Piston Engines And Parts	101 721	318 324	1 979 570	12 102 958
718 Other Power Generating Machines And Parts	18 574	141 780	147 602	11 014 759
764 Others	26 381 490	179 161 895	39 034 687	238 484 557
Sub Total	29 064 556	197 899 325	51 193 267	333 141 799
FRANCE				
792 Aircraft And Associated Equipments And Parts	889	826 649	96 863	593 015 842
772 Electrical Apparatus For Making And Breaking Electrical Circuits	137 979	1 176 495	3 120 338	31 378 980
723 Civil Engineering And Contractor Plants And Equipments/Parts	119 902	2 440 546	1 069 594	30 155 081
771 Electric Power Machinery And Parts	11 944	967 047	328 278	17 820 195
679 Tubes, Pipes, Hollow Profile, Pipe Fitting Of Iron/Steel	64 844	6 199 725	631 786	17 436 969
874 Others	33 625 616	149 944 349	56 539 105	404 102 154
Sub Total	33 961 174	161 554 811	61 785 964	1 093 909 221
GERMANY, FED. REP. OF				
728 Other Machines And Equipment Specialized For Particular Industry	223 287	3 233 343	15 297 104	111 074 155
764 Telecommunication Equipments And Parts	36 113	668 713	5 453 587	90 021 230
714 Engines And Motors, Non-Electric And Parts	6 628	265 216	6 588 074	88 549 533
745 Other Non-Electical Machinery, Tools, And Mechanical Apparatus	172 110	959 173	17 956 476	57 669 824
741 Heating And Cooling Equipments And Parts	70 959	1 085 753	5 246 567	55 387 806
Others	91 919 944	457 588 251	176 928 165	1 110 240 320
Sub Total	92 429 041	463 800 449	227 469 973	1 512 942 868
AUSTRIA				
776 Thermionic, Cold Cathode, And Photo Cathode Valves/Tubes	21 418	150 607	8 317 061	48 230 278
716 Rotating Electric Plants And Parts	113	559 487	374	16 320 033
641 Papers And Paperboards	780 141	7 346 262	1 225 069	13 596 795
778 Electrical Machinery And Apparatus	19 925	234 514	7 624 489	11 173 060
725 Papermill/Pulpmill Machinery And Paper Cutting Machines	2 354	119 972	214 104	6 739 656
Others	1 466 869	10 786 016	8 215 110	62 624 855
Sub Total	2 290 820	19 196 858	25 596 207	158 684 677
BELGIUM				

**I.6 IMPOR KOMODITI MENURUT NEGARA ASAL / IMPORT BY COUNTRY OF ORIGIN
DAN LIMA GOLONGAN BARANG (SITC) UTAMA / AND FIVE MAJOR SITC COMMODITY GROUP
** AGUSTUS / AUGUST 2009 ****

Negara Asal/SITC/Uraian Golongan Barang <i>Country of Origin/SITC/group Description</i>	Berat Bersih / <i>Net Weight (Kg)</i>		Nilai CIF / <i>CIF Value (US\$)</i>	
	Bulan ini <i>Current month</i>	Kumulatif <i>Cum. Jan to date</i>	Bulan ini <i>Current month</i>	Kumulatif <i>Cum. Jan to date</i>
515 Organo-Inorganic And Heterocyclic Compounds	2 388 917	12 759 536	6 836 118	45 628 865
046 Meal And Flour Of Wheat And Flour Of Meslin	6 002 500	53 302 000	2 012 555	18 745 823
562 Fertilizers, Manufactured	74 219 000	83 095 408	11 044 660	14 816 344
541 Medicinal And Pharmaceutical Products	232 436	1 400 399	1 031 797	11 133 807
728 Other Machines And Equipment Specialized For Particular Industry	34 390	263 860	831 480	11 013 359
Others	22 396 717	146 212 815	26 490 300	188 827 140
Sub Total	105 273 960	297 034 018	48 246 910	290 165 338
SWITZERLAND				
714 Engines And Motors, Non-Electric And Parts	8 886	48 492	5 620 899	27 313 800
515 Organo-Inorganic And Heterocyclic Compounds	663 851	3 015 551	5 858 018	26 016 068
764 Telecommunication Equipments And Parts	23 546	161 369	2 445 461	22 609 810
533 Pigments, Paints, Varnishes, And Related Materials	35 692	498 300	1 939 420	16 603 477
542 Medicaments, Including Veterinary Medicaments	3 589	69 459	1 145 022	15 036 372
Others	4 017 921	23 071 210	23 906 482	163 203 290
Sub Total	4 753 485	26 864 381	40 915 302	270 782 817
LUXEMBOURG				
793 Ships, Boats, And Floating Structures	0	941 528	0	2 088 924
676 Iron/Steel Bars, Rods, Angels, Shaped And Sections	455 269	848 001	801 412	1 367 285
741 Heating And Cooling Equipments And Parts	0	2 608	0	574 362
749 Non-Electric Parts And Accessories Of Machineries	63	92 934	23 391	462 686
657 Special Yarns, Textile Fabrics	644	26 198	5 508	196 882
Others	460 929	521 598	133 650	613 707
Sub Total	916 905	2 432 867	963 961	5 303 846
MONACO				
542 Medicaments, Including Veterinary Medicaments	12 000	12 085	106 169	159 777
553 Perfumery, Cosmetics, And Toilet Preparations	2 509	4 362	46 757	118 587
541 Medicinal And Pharmaceutical Products	192	710	2 357	10 759
575 Other Plastics In Primary Forms	0	556	0	8 850
551 Essential Oils, Perfumes, And Flavour Materials	0	363	0	6 398
Others	30	68	422	1 552
Sub Total	14 731	18 144	155 705	305 923
DENMARK				
741 Heating And Cooling Equipments And Parts	12 926	289 760	647 624	13 304 175
098 Edible Products And Preparations	125 011	1 240 029	401 732	9 753 584
022 Milk, Cream, And Milk Products Other Than Butter Or Cheese	1 066 325	3 583 900	2 712 145	9 297 443
542 Medicaments, Including Veterinary Medicaments	2 589	96 863	1 055 637	6 873 407
598 Miscellaneous Chemical Products	50 766	770 920	321 110	3 777 553
Others	828 036	6 271 458	4 688 574	31 991 705
Sub Total	2 085 653	12 252 930	9 826 822	74 997 867
NORWAY				
562 Fertilizers, Manufactured	3 606 355	24 150 145	1 713 027	10 519 430
744 Mechanical Handling Equipments And Parts	0	494 666	0	8 260 175
511 Hydrocarbon And Their Halogenated, Nitrated Derivatives	0	14 027 871	0	7 420 362
598 Miscellaneous Chemical Products	791 374	5 531 269	1 097 689	6 535 161
874 Measuring, Checking, Analysing, And Controlling Instrument And App	3 265	18 441	95 511	2 706 000
Others	3 765 394	39 766 484	2 988 692	28 693 223
Sub Total	8 166 388	83 988 876	5 894 919	64 134 351
SWEDEN				
764 Telecommunication Equipments And Parts	91 362	1 312 237	22 025 646	264 509 765
782 Motor Vehicle For The Transportation Of Goods	1 951 526	4 387 701	16 920 611	40 049 285
251 Pulp And Waste Paper	22 780 958	80 191 517	12 840 704	39 458 278
725 Papermill/Pulpmill Machinery And Paper Cutting Machines	501	2 308 176	42 116	27 230 516
771 Electric Power Machinery And Parts	28 492	365 634	402 622	25 556 052
Others	4 615 616	33 238 847	12 725 071	113 273 491
Sub Total	29 468 455	121 804 112	64 956 770	510 077 387

**I.6 IMPOR KOMODITI MENURUT NEGARA ASAL / IMPORT BY COUNTRY OF ORIGIN
DAN LIMA GOLONGAN BARANG (SITC) UTAMA / AND FIVE MAJOR SITC COMMODITY GROUP
** AGUSTUS / AUGUST 2009 ****

Negara Asal/SITC/Uraian Golongan Barang <i>Country of Origin/SITC/group Description</i>	Berat Bersih / <i>Net Weight (Kg)</i>		Nilai CIF / <i>CIF Value (US\$)</i>	
	Bulan ini <i>Current month</i>	Kumulatif <i>Cum. Jan to date</i>	Bulan ini <i>Current month</i>	Kumulatif <i>Cum. Jan to date</i>
FINLAND				
716 Rotating Electric Plants And Parts	1 333	1 354 416	44 731	42 376 595
764 Telecommunication Equipments And Parts	27 265	274 831	5 595 518	32 787 367
641 Papers And Paperboards	3 651 382	16 180 177	3 390 799	15 101 100
713 Internal Combustion Piston Engines And Parts	199 671	301 599	6 199 474	8 941 923
771 Electric Power Machinery And Parts	5 547	128 207	137 917	8 436 272
Others	4 320 970	28 570 025	5 168 143	56 394 472
Sub Total	8 206 168	46 809 255	20 536 582	164 037 729
IRELAND				
792 Aircraft And Associated Equipments And Parts	0	230 412	0	104 171 848
098 Edible Products And Preparations	106 467	476 074	2 882 436	9 365 175
551 Essential Oils, Perfumes, And Flavour Materials	63 125	593 271	698 315	5 717 117
542 Medicaments, Including Veterinary Medicaments	3 259	43 481	258 116	4 891 699
022 Milk, Cream, And Milk Products Other Than Butter Or Cheese	25 000	2 229 336	35 000	4 723 493
Others	96 725	3 378 337	1 248 112	13 253 184
Sub Total	294 576	6 950 911	5 121 979	142 122 516
ITALY				
745 Other Non-Electical Machinery, Tools, And Mechanical Apparatus	140 891	588 153	8 067 584	46 894 853
728 Other Machines And Equipment Specialized For Particular Industry	225 332	1 517 045	5 963 238	38 339 928
747 Taps, Cocks, And Valves For Pipes	312 828	1 299 826	7 172 877	33 767 637
764 Telecommunication Equipments And Parts	18 786	217 528	2 335 948	21 997 192
679 Tubes, Pipes, Hollow Profile, Pipe Fitting Of Iron/Steel	1 089 715	4 609 926	4 118 370	19 102 847
Others	24 978 068	202 926 095	36 516 047	306 475 882
Sub Total	26 765 620	211 158 573	64 174 064	466 578 339
SPAIN				
792 Aircraft And Associated Equipments And Parts	0	66 720	0	43 104 169
533 Pigments, Paints, Varnishes, And Related Materials	421 439	4 887 561	588 849	8 554 834
511 Hydrocarbon And Their Halogenated, Nitrated Derivatives	8 498	8 351 727	44 249	7 080 226
764 Telecommunication Equipments And Parts	33 050	89 576	2 159 204	6 351 328
684 Aluminium	811 018	4 048 622	1 255 152	6 185 812
Others	2 811 287	26 092 748	13 736 204	105 333 706
Sub Total	4 085 292	43 536 954	17 783 658	176 610 075
PORTUGAL				
845 Articles Of Apparel	4 945	34 800	251 440	1 685 625
251 Pulp And Waste Paper	2 602 480	11 571 900	366 046	1 442 073
266 Synthetic Fibres Suitable For Spinning	109 725	770 800	185 721	1 245 796
844 Women'S Coats/Jackets, Knitted	1 522	10 675	81 566	544 699
893 Article Of Plastics	10 357	24 701	122 723	382 013
Others	679 863	2 172 999	622 156	3 883 212
Sub Total	3 408 892	14 585 875	1 629 652	9 183 418
ICELAND				
411 Animal Oils And Fats	0	19 288	0	64 546
751 Office Machines	0	52	0	8 132
542 Medicaments, Including Veterinary Medicaments	0	107	0	8 015
653 Fabrics, Woven, Of Man-Made Fibres	0	593	0	1 015
629 Articles Of Rubbers	0	9	0	514
Others	47	55	236	490
Sub Total	47	20 104	236	82 712
MONTserrat				
728 Other Machines And Equipment Specialized For Particular Industry	0	9 940	0	1 257 843
Others	0	0	0	0
Sub Total	0	9 940	0	1 257 843
GREECE				

**I.6 IMPOR KOMODITI MENURUT NEGARA ASAL / IMPORT BY COUNTRY OF ORIGIN
DAN LIMA GOLONGAN BARANG (SITC) UTAMA / AND FIVE MAJOR SITC COMMODITY GROUP
** AGUSTUS / AUGUST 2009 ****

Negara Asal/SITC/Uraian Golongan Barang <i>Country of Origin/SITC/group Description</i>	Berat Bersih / <i>Net Weight (Kg)</i>		Nilai CIF / <i>CIF Value (US\$)</i>	
	Bulan ini <i>Current month</i>	Kumulatif <i>Cum. Jan to date</i>	Bulan ini <i>Current month</i>	Kumulatif <i>Cum. Jan to date</i>
263 Cotton	696 703	11 948 389	878 596	14 612 723
121 Tobacco, Unmanufactured And Refused	58 536	374 748	478 541	3 113 932
792 Aircraft And Associated Equipments And Parts	0	214 001	0	2 000 500
251 Pulp And Waste Paper	2 454 480	15 515 857	358 309	1 685 567
334 Petroleum Products, Refined	0	1 093 979	0	875 183
Others	262 909	1 574 977	170 522	1 488 442
Sub Total	3 472 628	30 721 951	1 885 968	23 776 347
VATICAN				
675 Flat Rolled Products And Alloy Steels	0	9 434	0	16 662
Others	0	0	0	0
Sub Total	0	9 434	0	16 662
ANDORRA				
653 Fabrics, Woven, Of Man-Made Fibres	0	21 522	0	138 896
741 Heating And Cooling Equipments And Parts	0	16 877	0	33 544
652 Cotton Fabrics, Woven	0	2 984	0	29 718
654 Textile Fabrics, Woven, Other Than Of Cotton Or Man-Made Fibres	0	970	0	11 129
641 Papers And Paperboards	0	3 400	0	9 388
Others	3	1 603	31	7 971
Sub Total	3	47 356	31	230 646
LIECHTENSTEIN				
522 Inorganic Chemical Elements, Oxides And Halogen Salts	9	19	3 773	7 365
728 Other Machines And Equipment Specialized For Particular Industry	0	3	0	1 758
874 Measuring, Checking, Analysing, And Controlling Instrument And App	0	4	0	1 568
772 Electrical Apparatus For Making And Breaking Electrical Circuits	0	705	0	1 262
778 Electrical Machinery And Apparatus	1	1	633	633
Others	0	0	0	0
Sub Total	10	732	4 406	12 586
DEMOCRATIC REP. OF THE CONGO				
292 Crude Vegetable Materials	0	97 357	0	237 651
248 Wood, Simply Worked And Railway Sleeper Of Wood	0	67 900	0	101 792
247 Wood In The Rough Or Roughly Squared	0	18 635	0	14 494
Others	0	0	0	0
Sub Total	0	183 892	0	353 937
HUNGARY				
792 Aircraft And Associated Equipments And Parts	68 000	68 000	31 000 000	31 000 000
764 Telecommunication Equipments And Parts	5 548	58 557	2 375 104	30 373 208
714 Engines And Motors, Non-Electric And Parts	0	14 007	0	10 032 679
873 Meters And Counters	25 681	129 283	322 602	1 408 689
541 Medicinal And Pharmaceutical Products	438	12 780	25 326	1 365 755
Others	120 221	771 333	1 095 102	6 272 690
Sub Total	219 888	1 053 960	34 818 134	80 453 021
POLAND				
061 Sugar, Molasses, And Honey	0	12 000 000	0	3 900 000
778 Electrical Machinery And Apparatus	20 947	373 638	177 628	3 006 278
553 Perfumery, Cosmetics, And Toilet Preparations	22 269	204 821	416 900	2 833 854
598 Miscellaneous Chemical Products	34 440	636 769	450 813	2 488 546
771 Electric Power Machinery And Parts	672	65 642	6 755	1 296 010
Others	658 559	4 747 141	1 473 041	10 233 737
Sub Total	736 887	18 028 011	2 525 137	23 758 425
ROMANIA				
679 Tubes, Pipes, Hollow Profile, Pipe Fitting Of Iron/Steel	0	1 985 338	0	4 542 358
747 Taps, Cocks, And Valves For Pipes	0	147 349	0	1 288 154
653 Fabrics, Woven, Of Man-Made Fibres	20 339	69 963	371 111	1 091 220
728 Other Machines And Equipment Specialized For Particular Industry	0	52 633	0	851 491

**I.6 IMPOR KOMODITI MENURUT NEGARA ASAL / IMPORT BY COUNTRY OF ORIGIN
DAN LIMA GOLONGAN BARANG (SITC) UTAMA / AND FIVE MAJOR SITC COMMODITY GROUP
** AGUSTUS / AUGUST 2009 ****

Negara Asal/SITC/Uraian Golongan Barang <i>Country of Origin/SITC/group Description</i>	Berat Bersih / <i>Net Weight (Kg)</i>		Nilai CIF / <i>CIF Value (US\$)</i>	
	Bulan ini <i>Current month</i>	Kumulatif <i>Cum. Jan to date</i>	Bulan ini <i>Current month</i>	Kumulatif <i>Cum. Jan to date</i>
231 Natural Rubber Latex; Natural Rubber And Similar Natural Gums	0	196 560	0	635 675
Others	400 284	5 032 575	913 665	4 196 569
Sub Total	420 623	7 484 418	1 284 776	12 605 467
BULGARIA				
041 Wheat And Meslin, Unmilled	0	22 900 000	0	5 106 700
075 Spices	1 222 525	6 127 112	492 969	2 124 338
523 Metallicsalts And Peroxysalts	1 871 850	9 084 792	333 445	1 680 823
121 Tobacco, Unmanufactured And Refused	0	298 159	0	1 282 624
737 Metalworking Machinery And Parts	11 902	94 520	115 624	823 118
Others	20 043	864 183	188 381	2 649 310
Sub Total	3 126 320	39 368 766	1 130 419	13 666 913
SERBIA				
891 Arms And Ammunitions	29 432	29 432	2 099 835	2 099 835
774 Electrical Apparatus For Medical Purposes And Radiological Apparatu	0	85	0	9 992
842 Women'S Coats/Jacket, Not Knitted	0	139	0	4 504
679 Tubes, Pipes, Hollow Profile, Pipe Fitting Of Iron/Steel	0	99	0	2 240
748 Transmission Shafts And Cranks	0	394	0	1 045
Others	8	193	256	958
Sub Total	29 440	30 342	2 100 091	2 118 574
ALBANIA				
121 Tobacco, Unmanufactured And Refused	0	127 061	0	757 753
651 Textile Yarns	0	8 260	0	35 214
845 Articles Of Apparel	60	254	3 236	14 874
851 Footwears	146	168	7 223	7 949
841 Men'S Coats/Jackets, Not Knitted	0	72	0	4 117
Others	0	555	0	10 834
Sub Total	206	136 370	10 459	830 741
ARMENIA				
263 Cotton	103 604	103 604	92 504	92 504
629 Articles Of Rubbers	0	3	0	200
821 Furnitures And Parts	0	662	0	149
851 Footwears	0	4	0	12
Others	0	0	0	0
Sub Total	103 604	104 273	92 504	92 865
AZERBAIJAN				
333 Petroleum Oil, Crude	402 175 385	1 170 095 547	200 966 965	536 743 643
699 Manufactures Of Base Metals	0	84	0	6 220
723 Civil Engineering And Contractor Plants And Equipments/Parts	0	8	0	2 075
Others	0	0	0	0
Sub Total	402 175 385	1 170 095 639	200 966 965	536 751 938
BELARUS				
625 Rubber Tyre, Tyre Cases, Tyre Treads, Inner Tubes, And Tyre Flaps	59.280	952.207	440.876	5.688.809
562 Fertilizers, Manufactured	0	4.509.000	0	3.929.149
872 Medical Instruments And Appliances	0	79	0	19.695
695 Tools For Used In The Hand Or In Machines	240	952	4.636	14.617
676 Iron/Steel Bars, Rods, Angels, Shaped And Sections	0	2.105	0	3.222
Others	313	314	576	598
Sub Total	59.833	5.464.657	446.088	9.656.090
KAZAKHSTAN				
673 Flat Rolled Products, Not Clad	0	5.209.460	0	6.017.169
685 Lead	0	533.609	0	738.326
263 Cotton	0	131.187	0	133.524

**I.6 IMPOR KOMODITI MENURUT NEGARA ASAL / IMPORT BY COUNTRY OF ORIGIN
DAN LIMA GOLONGAN BARANG (SITC) UTAMA / AND FIVE MAJOR SITC COMMODITY GROUP
** AGUSTUS / AUGUST 2009 ****

Negara Asal/SITC/Uraian Golongan Barang <i>Country of Origin/SITC/group Description</i>	Berat Bersih / <i>Net Weight (Kg)</i>		Nilai CIF / <i>CIF Value (US\$)</i>	
	Bulan ini <i>Current month</i>	Kumulatif <i>Cum. Jan to date</i>	Bulan ini <i>Current month</i>	Kumulatif <i>Cum. Jan to date</i>
679 Tubes, Pipes, Hollow Profile, Pipe Fitting Of Iron/Steel	0	439	0	1.533
676 Iron/Steel Bars, Rods, Angels, Shaped And Sections	539	539	1.500	1.500
Others	0	229	0	1.647
Sub Total	539	5.875.463	1.500	6.893.699
KYRGYZSTAN				
022 Milk,Cream, And Milk Products Other Than Butter Or Cheese	0	223.075	0	747.301
263 Cotton	0	105.776	0	148.663
571 Polymers Of Ethylene In Primary Forms	74.250	74.250	94.298	94.298
513 Carboxylic Acids,And Their Anhydrides,Halides,Peroxides	0	36.000	0	88.920
572 Polimers Of Styrene In Primary Forms	0	17.900	0	33.482
Others	746	7.674	5.124	55.327
Sub Total	74.996	464.675	99.422	1.167.991
MOLDOVA, REPUBLIC OF				
873 Meters And Counters	0	711	0	49.415
775 Household Type, Electrical/Non-Electrical Equipments	0	61	0	2.215
842 Women'S Coats/Jacket, Not Knitted	2	22	70	730
845 Articles Of Apparel	2	2	468	468
Others	0	0	0	0
Sub Total	4	796	538	52.828
TAJIKISTAN				
897 Jewellery, Goldsmith, Silversmith Wares, And Other Articles	1	1	2.738	2.738
Others	0	0	0	0
Sub Total	1	1	2.738	2.738
UKRAINE				
672 Ingots And Other Iron/Steel In Primary Forms	40.494.967	251.265.678	17.352.358	102.983.849
041 Wheat And Meslin, Unmilled	6.880.595	96.042.230	1.554.945	20.875.524
673 Flat Rolled Products, Not Clad	5.732.331	27.590.996	3.098.259	16.211.228
675 Flat Rolled Products And Alloy Steels	4.857.921	14.986.625	2.718.052	8.908.285
061 Sugar, Molasses, And Honey	0	16.750.000	0	4.448.499
Others	1.021.017	10.982.251	1.359.357	9.594.647
Sub Total	58.986.831	417.617.780	26.082.971	163.022.032
UZBEKISTAN				
263 Cotton	146.809	416.069	28.628	349.282
651 Textile Yarns	0	1.160	0	3.929
Others	0	0	0	0
Sub Total	146.809	417.229	28.628	353.211
LITHUANIA				
562 Fertilizers, Manufactured	2.900.000	2.900.000	1.783.500	1.783.500
625 Rubber Tyre,Tyre Cases,Tyre Treads,Inner Tubes, And Tyre Flaps	0	127.124	0	1.066.832
248 Wood,Simply Worked And Railway Sleeper Of Wood	0	59.567	0	69.258
022 Milk,Cream, And Milk Products Other Than Butter Or Cheese	25.000	50.000	18.750	33.750
899 Other Miscellaneous Manufactured Articles	0	513	0	21.733
Others	85	25.239	3.255	43.488
Sub Total	2.925.085	3.162.443	1.805.505	3.018.561
LATVIA				
282 Waste And Scrap Metal Of Iron/Steel	652.900	3.274.820	159.960	807.504
232 Synthetic Rubber Latex, Synthetic/Reclaimed Rubber	108.000	151.200	228.528	301.536
764 Telecommunication Equipments And Parts	0	1.531	0	246.413
655 Knitted Or Crocheted Fabrics	0	955	0	66.277
831 Travel Goods	0	1.547	0	37.139
Others	24.893	26.439	13.665	44.288
Sub Total	785.793	3.456.492	402.153	1.503.157
ESTONIA				

**I.6 IMPOR KOMODITI MENURUT NEGARA ASAL / IMPORT BY COUNTRY OF ORIGIN
DAN LIMA GOLONGAN BARANG (SITC) UTAMA / AND FIVE MAJOR SITC COMMODITY GROUP
** AGUSTUS / AUGUST 2009 ****

Negara Asal/SITC/Uraian Golongan Barang <i>Country of Origin/SITC/group Description</i>	Berat Bersih / <i>Net Weight (Kg)</i>		Nilai CIF / <i>CIF Value (US\$)</i>	
	Bulan ini <i>Current month</i>	Kumulatif <i>Cum. Jan to date</i>	Bulan ini <i>Current month</i>	Kumulatif <i>Cum. Jan to date</i>
764 Telecommunication Equipments And Parts	23	18.047	11.481	1.221.650
641 Papers And Paperboards	0	1.074.515	0	983.817
251 Pulp And Waste Paper	724.465	2.728.675	235.477	469.445
282 Waste And Scrap Metal Of Iron/Steel	0	630.520	0	158.941
232 Synthetic Rubber Latex, Synthetic/Reclaimed Rubber	0	24.300	0	48.375
Others	22	21.895	1.018	115.418
Sub Total	724.510	4.497.952	247.976	2.997.646
GEORGIA				
842 Women'S Coats/Jacket, Not Knitted	15	972	725	42.376
895 Office And Stationery Supplies	0	20.166	0	36.713
629 Articles Of Rubbers	0	449	0	31.665
744 Mechanical Handling Equipments And Parts	0	1 160	0	20 392
522 Inorganic Chemical Elements, Oxides And Halogen Salts	3.200	3.200	15.488	15.488
Others	9	20.871	188	20.336
Sub Total	3.224	46.818	16.401	166.970
CROATIA				
121 Tobacco, Unmanufactured And Refused	19.800	118.800	87.912	454.014
737 Metalworking Machinery And Parts	9.000	43.211	71.113	363.387
248 Wood,Simply Worked And Railway Sleeper Of Wood	126.000	203.022	140.590	283.138
727 Food Processing Machines And Parts	0	12.160	0	268.302
661 Lime,Cement And Fabricated Construction Materials	21.000	231.000	9.708	118.785
Others	1.402	19.862	7.937	191.949
Sub Total	177.202	628.055	317.260	1.679.575
BOSNIA AND HERZEGOVINA				
248 Wood,Simply Worked And Railway Sleeper Of Wood	0	23.200	0	28.357
743 Pumps, Compressors, Fans, Blowers, Centrifuges, And Parts	6	150	78	2.233
851 Footwears	0	67	0	1.617
845 Articles Of Apparel	0	1	0	381
784 Parts And Accessories Of The Motor Vehicles	0	94	0	306
Others	0	72	0	669
Sub Total	6	23.584	78	33.563
MALTA				
513 Carboxylic Acids,And Their Anhydrides,Halides,Peroxides	0	800.156	0	395.997
542 Medicaments, Including Veterinary Medicaments	289	604	231.361	312.881
741 Heating And Cooling Equipments And Parts	0	5.711	0	138.663
773 Equipment For Distributing Electricity	9.370	9.370	71.942	71.942
553 Perfumery, Cosmetics, And Toilet Preparations	0	14.263	0	58.673
Others	2.064	28.380	6.788	137.565
Sub Total	11.723	858.484	310.091	1.115.721
SLOVAKIA				
764 Telecommunication Equipments And Parts	203	12.675	3.460	2.687.450
771 Electric Power Machinery And Parts	11	24.659	901	627.754
641 Papers And Paperboards	0	352.943	0	387.499
514 Nitrogen-Function Compounds	35.002	180.894	69.475	383.750
611 Leathers	0	3.249	0	351.065
Others	67.388	932.821	327.713	2.265.666
Sub Total	102.604	1.507.241	401.549	6.703.184
SLOVENIA				
641 Papers And Paperboards	185.682	381.693	1.431.785	2.809.846
728 Other Machines And Equipment Specialized For Particular Industry	0	83.170	0	1.558.738
542 Medicaments, Including Veterinary Medicaments	209	5.552	14.488	598.513
723 Civil Engineering And Contractor Plants And Equipments/Parts	0	45.082	0	591.772
737 Metalworking Machinery And Parts	0	95.654	0	526.102
Others	87.431	507.163	349.611	2.378.349
Sub Total	273.322	1.118.314	1.795.884	8.463.320

**I.6 IMPOR KOMODITI MENURUT NEGARA ASAL / IMPORT BY COUNTRY OF ORIGIN
DAN LIMA GOLONGAN BARANG (SITC) UTAMA / AND FIVE MAJOR SITC COMMODITY GROUP
** AGUSTUS / AUGUST 2009 ****

Negara Asal/SITC/Uraian Golongan Barang <i>Country of Origin/SITC/group Description</i>	Berat Bersih / <i>Net Weight (Kg)</i>		Nilai CIF / <i>CIF Value (US\$)</i>	
	Bulan ini <i>Current month</i>	Kumulatif <i>Cum. Jan to date</i>	Bulan ini <i>Current month</i>	Kumulatif <i>Cum. Jan to date</i>
CZECH REPUBLIC				
772 Electrical Apparatus For Making And Breaking Electrical Circuits	20.843	120.919	584.062	5.728.575
764 Telecommunication Equipments And Parts	40.642	168.150	1.318.559	5.098.180
514 Nitrogen-Function Compounds	243.000	1.069.201	457.010	2.138.690
641 Papers And Paperboards	24.588	1.638.402	19.299	1.623.153
022 Milk, Cream, And Milk Products Other Than Butter Or Cheese	0	819.675	0	1.565.871
Others	191.115	2.595.071	887.422	11.138.176
Sub Total	520.188	6.411.418	3.266.352	27.292.645
SOUTH GEORGIA AND THE SOUTH SA				
748 Transmission Shafts And Cranks	0	330	0	5.828
575 Other Plastics In Primary Forms	0	27	0	911
Others	0	0	0	0
Sub Total	0	357	0	6.739
REP. OF MACEDONIA				
791 Railway Vehicles And Associated Equipments	0	375	0	26.314
842 Women'S Coats/Jacket, Not Knitted	0	1.171	0	9.659
845 Articles Of Apparel	0	58	0	1.706
851 Footweares	36	63	741	1.542
893 Article Of Plastics	0	473	0	1.470
Others	1	2.135	1	1.410
Sub Total	37	4.275	742	42.101
RUSSIA FEDERATION				
562 Fertilizers, Manufactured	6.721.300	125.204.097	4.254.666	50.497.595
672 Ingots And Other Iron/Steel In Primary Forms	53.990.140	93.891.450	18.701.716	33.904.693
041 Wheat And Meslin, Unmilled	0	69.698.178	0	16.083.179
641 Papers And Paperboards	239.731	9.737.324	1.605.669	13.952.575
675 Flat Rolled Products And Alloy Steels	149.477	2.343.466	530.539	8.469.173
Others	6.787.794	56.096.252	7.144.026	53.091.984
Sub Total	67.888.442	356.970.767	32.236.616	175.999.199

I.7 IMPOR KOMODITI TERTENTU MENURUT NEGARA ASAL UTAMA
CERTAIN COMMODITIES IMPORT BY MAIN COUNTRY OF ORIGIN
**** AGUSTUS / AUGUST 2009 ****

Komoditi Commodity	Negara Asal Country of Origin	Berat Bersih / Net Weight (Kg)		Nilai CIF / CIF Value (US\$)	
		Bulan ini Current month	Kumulatif Cum. Jan to date	Bulan ini Current month	Kumulatif Cum. Jan to date
Beras					
	THAILAND	17 744 551	145 992 161	6 852 754	55 718 762
	CHINA	186 250	3 062 322	558 803	8 043 477
	VIET NAM	5 000	20 959 150	5 875	7 926 405
	PHILIPPINES	15 000	358 000	127 500	1 401 025
	UNITED STATES	55 765	876 057	91 676	1 380 031
	OTHERS	728	890 381	2 202	859 416
	Sub Total	18 007 294	172 138 071	7 638 810	75 329 116
Jagung					
	THAILAND	24 328 071	91 867 212	6 359 202	23 209 088
	INDIA	14 833 039	58 693 528	3 020 574	12 218 312
	BRAZIL	0	20 775 000	0	3 705 509
	UNITED STATES	3 255 018	4 376 394	817 722	1 547 152
	PAKISTAN	3 830 350	7 153 600	783 941	1 457 161
	OTHERS	2 137 000	4 868 708	547 000	1 560 438
	Sub Total	48 383 478	187 734 442	11 528 439	43 697 660
Kedelai					
	UNITED STATES	56 999 165	906 596 672	27 931 789	417 765 697
	MALAYSIA	2 071 756	27 722 261	1 049 394	19 486 329
	ARGENTINA	0	37 931 000	0	19 361 394
	SOUTH AFRICA	1 999 980	3 999 060	917 851	1 797 818
	CANADA	163 335	757 835	142 514	557 996
	OTHERS	21	662 856	2 081	487 050
	Sub Total	61 234 257	977 669 684	30 043 629	459 456 284
Biji Gandum dan Meslin					
	AUSTRALIA	230 556 623	1 771 722 162	63 369 094	481 866 063
	CANADA	135 595 000	568 701 270	41 910 572	198 530 165
	UNITED STATES	126 559 524	356 956 466	32 807 824	100 753 677
	UKRAINE	6 880 595	96 042 230	1 554 945	20 875 524
	RUSSIA FEDERATION	0	69 698 178	0	16 083 179
	OTHERS	12 998	48 147 595	32 760	11 291 956
	Sub Total	499 604 740	2 911 267 901	139 675 195	829 400 564
Tepung terigu					
	TURKEY	29 013 425	209 472 430	9 325 848	64 298 493
	SRI LANKA	17 274 500	83 180 431	6 522 764	36 993 695
	BELGIUM	6 002 500	53 302 000	2 012 555	18 745 823
	AUSTRALIA	5 746 025	26 009 076	2 360 071	10 036 060
	JAPAN	682 526	3 360 227	276 546	1 320 484
	OTHERS	1 993 241	3 177 001	688 754	1 031 479
	Sub Total	60 712 217	378 501 165	21 186 538	132 426 034
Gula Pasir					
	THAILAND	1 900 000	18 550 000	924 000	8 018 805
	MALAYSIA	644 000	13 200 050	321 948	5 814 348
	AUSTRALIA	1 080 000	2 748 750	604 028	1 536 405
	KOREA, REPUBLIC OF	0	2 002 800	0	1 157 395
	SINGAPORE	69	1 504 287	35 280	958 637
	OTHERS	40 420	80 565	67 232	82 774
	Sub Total	3 664 489	38 086 452	1 952 488	17 568 364
Gula Tebu					
	THAILAND	34 925 000	441 569 920	13 621 500	147 964 549

I.7 IMPOR KOMODITI TERTENTU MENURUT NEGARA ASAL UTAMA
CERTAIN COMMODITIES IMPORT BY MAIN COUNTRY OF ORIGIN
**** AGUSTUS / AUGUST 2009 ****

Komoditi Commodity	Negara Asal Country of Origin	Berat Bersih / Net Weight (Kg)		Nilai CIF / CIF Value (US\$)	
		Bulan ini Current month	Kumulatif Cum. Jan to date	Bulan ini Current month	Kumulatif Cum. Jan to date
	BRAZIL	0	118 061 043	0	44 132 805
	AUSTRALIA	0	110 000 000	0	39 330 529
	GUATEMALA	0	85 550 000	0	29 596 711
	UNITED STATES	0	34 990 127	0	12 381 595
	OTHERS	0	53 661 366	0	18 275 650
	Sub Total	34 925 000	843 832 456	13 621 500	291 681 839
Daging Sejenis Lembu					
	AUSTRALIA	7 374 391	42 433 447	18 203 772	99 933 040
	NEW ZEALAND	3 151 640	28 022 681	7 898 156	66 063 089
	CANADA	213 113	750 343	356 898	1 295 914
	UNITED STATES	300 524	863 484	352 214	991 623
	SINGAPORE	0	14 142	0	44 846
	OTHERS	1 407	2 691	2 050	4 085
	Sub Total	11 041 075	72 086 788	26 813 090	168 332 597
Daging Ayam					
	UNITED STATES	55 095	1 758 428	76 175	2 502 606
	SINGAPORE	20 583	289 720	25 668	380 728
	MALAYSIA	0	7 224	0	13 365
	OTHERS	0	0	0	0
	Sub Total	75 678	2 055 372	101 843	2 896 699
Garam					
	AUSTRALIA	88 435 000	967 472 134	4 893 330	53 336 385
	INDIA	47 150 000	158 155 025	2 183 045	7 191 708
	CHINA	9 500 000	37 239 001	453 264	1 886 835
	NEW ZEALAND	72 000	632 000	25 680	209 760
	SINGAPORE	13 999	40 379	64 980	153 065
	OTHERS	133 201	394 153	46 668	178 359
	Sub Total	145 304 200	1 163 932 692	7 666 967	62 956 112
Mentega					
	NEW ZEALAND	736 904	4 966 656	1 639 289	13 266 619
	BELGIUM	203 454	1 047 927	749 499	3 909 401
	AUSTRALIA	229 300	1 606 394	483 727	3 623 209
	NETHERLANDS	39 400	822 831	135 491	1 556 493
	FRANCE	19 066	218 213	113 945	1 267 104
	OTHERS	50	289 358	609	648 196
	Sub Total	1 228 174	8 951 379	3 122 560	24 271 022
Minyak Goreng					
	MALAYSIA	2 354 734	8 427 226	2 614 935	8 941 314
	CHINA	0	8 510 752	0	4 552 868
	SINGAPORE	21 616	1 113 804	34 734	1 473 454
	THAILAND	0	569 623	0	606 131
	UNITED STATES	38 245	288 563	62 823	440 842
	OTHERS	29 900	443 158	44 795	598 529
	Sub Total	2 444 495	19 353 126	2 757 287	16 613 138
Susu					
	NEW ZEALAND	5 017 787	48 362 777	10 276 202	114 453 451
	AUSTRALIA	2 601 395	20 911 514	5 630 453	46 387 875
	UNITED STATES	2 696 325	14 911 609	5 707 946	35 150 918
	PHILIPPINES	766 982	4 276 436	3 943 487	22 288 245
	SINGAPORE	235 104	3 771 617	668 837	15 900 132
	OTHERS	2 217 358	21 278 554	5 641 061	47 247 066

I.7 IMPOR KOMODITI TERTENTU MENURUT NEGARA ASAL UTAMA
CERTAIN COMMODITIES IMPORT BY MAIN COUNTRY OF ORIGIN
**** AGUSTUS / AUGUST 2009 ****

Komoditi Commodity	Negara Asal Country of Origin	Berat Bersih / Net Weight (Kg)		Nilai CIF / CIF Value (US\$)	
		Bulan ini Current month	Kumulatif Cum. Jan to date	Bulan ini Current month	Kumulatif Cum. Jan to date
Bawang Merah	Sub Total	13 534 951	113 512 507	31 867 986	281 427 687
	THAILAND	0	24 289 466	0	10 696 382
	VIET NAM	0	12 828 541	0	5 513 393
	PHILIPPINES	106 570	6 655 810	42 866	2 726 147
	MALAYSIA	183 551	4 552 973	109 529	2 415 137
	INDIA	2 635 400	5 140 400	718 231	1 535 114
	OTHERS	56 000	6 225 117	23 074	2 430 006
	Sub Total	2 981 521	59 692 307	893 700	25 316 179
Bawang putih	CHINA	44 601 073	272 912 191	17 211 247	99 261 918
	MALAYSIA	78 500	560 006	46 799	314 294
	THAILAND	0	73 244	0	31 681
	NETHERLANDS	0	28 600	0	11 154
	HONG KONG	0	56 000	0	10 834
	OTHERS	1 753	49 553	764	21 435
		Sub Total	44 681 326	273 679 594	17 258 810
Kelapa	VIET NAM	0	206 388	0	973 350
	THAILAND	254 166	1 350 458	195 877	728 423
	SINGAPORE	1 269 688	1 412 481	354 847	699 557
	UNITED ARAB EMIRATES	0	596 265	0	639 948
	BENIN	0	496 650	0	315 718
	OTHERS	35 837	352 276	62 101	522 590
		Sub Total	1 559 691	4 414 518	612 825
Kelapa Sawit	UNITED STATES	0	3 603	0	812 543
	PAPUA NEW GUINEA	0	2 020	0	296 978
	THAILAND	0	900	0	130 650
	OTHERS	0	0	0	0
		Sub Total	0	6 523	0
Lada	VIET NAM	734 000	2 192 829	229 051	748 697
	SINGAPORE	17 011	42 418	68 384	139 664
	UNITED STATES	0	3 208	0	50 205
	INDIA	0	6 471	0	40 934
	CHINA	0	34 456	0	11 217
	OTHERS	397	22 475	190	22 447
		Sub Total	751 408	2 301 857	297 625
Teh	KENYA	128 326	1 166 387	383 829	2 787 756
	VIET NAM	309 565	1 698 295	364 597	1 649 120
	CHINA	81 669	630 567	111 922	1 035 975
	SRI LANKA	23 639	217 547	115 682	854 423
	INDIA	32	183 636	657	490 727
	OTHERS	135 838	313 537	149 853	665 758
		Sub Total	679 069	4 209 969	1 126 540
Kopi	VIET NAM	1 204 284	3 330 427	1 796 451	5 107 972

I.7 IMPOR KOMODITI TERTENTU MENURUT NEGARA ASAL UTAMA
CERTAIN COMMODITIES IMPORT BY MAIN COUNTRY OF ORIGIN
**** AGUSTUS / AUGUST 2009 ****

Komoditi Commodity	Negara Asal Country of Origin	Berat Bersih / Net Weight (Kg)		Nilai CIF / CIF Value (US\$)	
		Bulan ini Current month	Kumulatif Cum. Jan to date	Bulan ini Current month	Kumulatif Cum. Jan to date
	BRAZIL	153 600	1 382 149	477 488	3 768 673
	ITALY	5 540	72 434	39 771	934 266
	UNITED STATES	29 611	168 740	77 763	724 662
	EAST TIMOR	58 125	235 205	87 183	311 296
	OTHERS	166	687 859	2 734	1 406 331
	Sub Total	1 451 326	5 876 814	2 481 390	12 253 200
Kakao					
	GHANA	925 000	8 525 000	2 728 762	24 734 963
	PAPUA NEW GUINEA	967 501	7 563 816	2 657 942	19 593 450
	COTE D'IVOIRE	250 250	2 152 838	620 009	5 774 814
	CAMEROON	0	1 388 358	0	3 572 340
	SOLOMON ISLANDS	120 000	1 260 001	331 162	3 330 725
	OTHERS	0	371 944	0	736 599
	Sub Total	2 262 751	21 261 957	6 337 875	57 742 891
Cabe (segar-dingin)					
	INDIA	45 750	427 256	29 600	275 290
	AUSTRALIA	1 160	17 321	2 697	41 563
	CHINA	0	3 678	0	3 506
	KOREA, REPUBLIC OF	0	389	0	824
	MALAYSIA	349	600	78	186
	OTHERS	0	0	0	0
	Sub Total	47 259	449 244	32 375	321 369
Cabe (kering-tumbuk)					
	INDIA	933 138	5 789 468	678 589	4 369 210
	CHINA	205 236	2 759 000	160 735	2 546 401
	MALAYSIA	155 761	1 586 474	91 768	887 514
	SPAIN	3 000	7 250	10 924	27 507
	THAILAND	0	24 839	0	19 607
	OTHERS	425	39 015	3 554	51 746
	Sub Total	1 297 560	10 206 046	945 570	7 901 985
Cabe (awet sementara)					
	INDIA	0	39 000	0	26 520
	AUSTRALIA	0	440	0	1 067
	OTHERS	0	0	0	0
	Sub Total	0	39 440	0	27 587
Tembakau					
	CHINA	4 202 680	15 473 576	20 356 305	80 075 374
	BRAZIL	694 200	2 946 824	4 526 388	18 675 056
	TURKEY	197 772	2 378 217	1 079 449	13 756 349
	UNITED STATES	296 994	1 543 349	2 296 602	13 061 946
	INDIA	673 200	2 085 983	3 123 376	9 214 473
	OTHERS	770 174	5 967 391	4 876 360	38 511 818
	Sub Total	6 835 020	30 395 340	36 258 480	173 295 016
Ubi Kayu					
	VIET NAM	0	1 842 374	0	281 170
	CHINA	0	34 245	0	33 441
	INDIA	0	6 692	0	6 750
	KOREA, REPUBLIC OF	0	537	0	1 135
	MALAYSIA	667	2 853	154	746
	OTHERS	0	142	0	270

I.7 IMPOR KOMODITI TERTENTU MENURUT NEGARA ASAL UTAMA
CERTAIN COMMODITIES IMPORT BY MAIN COUNTRY OF ORIGIN
**** AGUSTUS / AUGUST 2009 ****

Komoditi <i>Commodity</i>	Negara Asal <i>Country of Origin</i>	Berat Bersih / <i>Net Weight (Kg)</i>		Nilai CIF / <i>CIF Value (US\$)</i>	
		Bulan ini <i>Current month</i>	Kumulatif <i>Cum. Jan to date</i>	Bulan ini <i>Current month</i>	Kumulatif <i>Cum. Jan to date</i>
	Sub Total	667	1.886.843	154	323.512

<http://www.bps.go.id>

K1. IMPOR KAWASAN BERIKAT / BOUNDED ZONE IMPORT
MENURUT GOLONGAN BARANG 2 DIJIT HS / BY COMMODITY 2 DIGITS HS
**** AGUSTUS / AUGUST 2009 ****

HS	Uraian Golongan Barang Group Description	Berat Bersih / Net Weight (Kg)		Nilai CIF / CIF Value (US\$)	
		Bulan ini	Kumulatif	Bulan ini	Kumulatif
		Current month	Cum. Jan to date	Current month	Cum. Jan to date
02	Meat and edible meat offal	0	30.224	0	146.601
03	Fish and crustaceans	33.039	6.712.591	178.718	10.440.230
04	Dairy products, bird's eggs, natural honey	913.500	4.996.607	1.145.958	6.592.535
05	Products of animal origin	66.189	174.426	560.018	2.095.212
06	Live trees and other plants	0	55.015	0	576.640
07	Edible vegetables and certain roots and tubers	57	309.035	954	320.404
08	Edible fruits and nuts	59	228.629	700	488.879
09	Coffee, tea, mate, and spices	17.030	317.792	70.774	902.012
10	Cereals	13.162	184.699	34.313	543.433
11	Products of the milling industry	14.297.582	15.305.726	4.280.114	4.712.214
12	Oil seeds and oleaginous fruits	31	187.213.881	251	88.607.381
13	Lac	457	157.272	11.612	431.707
14	Vegetable plaiting materials	436	7.956	4.331	42.093
15	Animal or vegetable oils/fats and their cleavage products	1.209.255	13.325.255	1.516.270	10.490.681
16	Preparations of meat/fish/crustaceans/molluscs or other aquatic inverte	31.481	204.909	157.070	855.244
17	Sugar and sugar confectionery	4.700.701	665.491.582	1.515.980	228.918.176
18	Cocoa and cocoa preparations	142	8.807	343	137.763
19	Preparations of cereals, flour, starch or milk	43.872	551.980	119.715	1.180.480
20	Preparations of vegetables, fruits, nuts or other part of plants	3.118	133.973	9.911	553.851
21	Miscellaneous edible preparations	81.062	116.136	250.195	426.779
22	Beverages, spirit, and vinegar	15.003	120.753	41.392	416.842
23	Residues and waste from the food industries	5.819	589.573	9.729	335.359
24	Tobacco and manufactured tobacco substitutes	215.098	2.402.207	2.224.842	21.943.998
25	Salts	50.166.782	286.885.807	3.637.288	38.435.261
26	Ores, slag, and ash	14.907	30.974.099	12.610	2.920.307
27	Mineral fuels, mineral oils and products of their distillation	9.593.808	70.841.768	6.608.800	44.579.291
28	Inorganic chemicals	22.041.931	112.792.088	9.143.015	69.977.144
29	Organic chemicals	10.238.036	103.525.407	13.162.522	112.068.742
30	Pharmaceutical products	18.815	784.185	81.379	1.102.920
31	Fertilizers	6.579	32.498.796	110.231	8.829.973
32	Tanning or dyeing extracts	1.706.641	16.271.384	7.587.073	64.431.542
33	Essential oils and resinoids	29.837	670.193	655.879	3.047.498
34	Soap, organic surfasce-active agents, washing, and lubricating prepara	674.785	4.992.987	2.441.395	17.139.145
35	Albuminoidal substances	2.977.392	28.708.010	3.404.614	34.398.750
36	Explosives	55.733	207.407	1.216.025	5.423.102
37	Photographic and cinematographic goods	156.002	1.057.821	148.712	1.117.289
38	Miscellaneous chemical products	2.103.275	18.460.063	7.144.469	62.457.243
39	Plastics and articles thereof	30.005.631	225.293.529	71.178.071	505.949.416
40	Rubber and articles thereof	4.057.282	42.528.602	11.672.747	104.111.767
41	Raw hides, skins, and leather	1.357.021	12.767.929	7.099.697	93.259.696
42	Articles of leather	61.050	452.057	652.925	4.911.941
43	Furskins and artificial fur	2.352	39.265	51.485	329.256
44	Wood and articles of wood	10.577.880	53.087.029	5.046.526	31.099.923
45	Cork and articles of cork	5.546	15.684	23.450	180.576
46	Manufactured of straw or other plaiting materials	1.028	126.820	9.647	401.663
47	Pulp of wood or of other fibrous cellulosic material	19.973.741	92.247.600	10.705.318	56.162.210
48	Paper and paperboard	8.563.996	49.345.894	17.516.709	127.284.403
49	Printed books, newspapers, pictures, and other products of printing in	158.389	987.827	819.869	6.493.880
50	Silk	10.816	375.768	115.573	3.217.512
51	Wool, fine or coarse animal hair	275.483	1.660.258	6.027.263	28.902.653
52	Cotton	11.299.986	102.647.975	53.549.710	465.197.434
53	Other vegetable textile fibres	31.655	910.851	242.096	10.711.152
54	Man-made filaments	4.527.475	38.813.907	30.813.378	276.419.242
55	Man-made staple fibres	4.874.413	41.308.919	17.780.570	138.280.528
56	Wadding, felt, and non-wovens	607.285	6.771.874	4.307.526	44.809.057
57	Carpets and other textile floor coverings	49.686	353.967	371.109	3.078.063
58	Special woven fabrics	1.214.529	9.511.728	13.674.086	111.148.824
59	Impregnated, coated, covered or laminated textile fabrics	806.642	7.940.169	7.186.187	71.018.807
60	Knitted or crocheted fabrics	5.403.535	48.009.014	39.397.523	367.375.681
61	Articles of apparel and clothing accessories, knitted or crocheted	420.742	3.394.581	3.111.554	25.116.609
62	Articles of apparel and clothing accessories, not knitted or crocheted	185.272	1.430.181	2.924.797	19.917.770
63	Other made up textile articles	119.648	888.282	648.660	5.161.603
64	Footwear, gaiters and the like	232.459	2.108.072	2.018.435	21.033.568
65	Headgear and parts thereof	23.713	135.469	172.368	1.665.240
66	Umbrellas, walking sticks, seat-sticks, whips, riding crops and parts	16	43.161	3.501	184.376

K1. IMPOR KAWASAN BERIKAT / BOUNDED ZONE IMPORT
MENURUT GOLONGAN BARANG 2 DIJIT HS / BY COMMODITY 2 DIGITS HS
**** AGUSTUS / AUGUST 2009 ****

HS	Uraian Golongan Barang <i>Group Description</i>	Berat Bersih / <i>Net Weight (Kg)</i>		Nilai CIF / <i>CIF Value (US\$)</i>	
		Bulan ini <i>Current month</i>	Kumulatif <i>Cum. Jan to date</i>	Bulan ini <i>Current month</i>	Kumulatif <i>Cum. Jan to date</i>
67	Prepared feathers and articles	126	49.428	3.737	1.154.715
68	Articles of stone, plaster, cement, asbestos, mica or similar material	147.430	3.047.501	683.701	7.199.114
69	Ceramic products	704.059	4.947.535	982.394	15.376.594
70	Glass and glassware	694.625	4.748.464	2.712.827	17.078.486
71	Natural and cultured pearls, precious/semi precious stones, and precio	6.330	167.877	2.342.422	26.951.297
72	Iron and steel	54.046.397	362.849.514	45.267.186	473.629.065
73	Articles of iron and steel	30.417.805	309.438.742	102.953.327	807.290.845
74	Cooper and articles thereof	6.786.306	35.526.384	35.130.185	167.352.829
75	Nickel and articles thereof	20.504	298.161	935.216	4.375.667
76	Aluminium and articles thereof	4.523.650	22.676.243	16.757.535	89.372.305
78	Lead and articles thereof	47.885	802.228	681.947	3.316.571
79	Zinc and articles thereof	418.019	4.629.710	909.365	9.829.729
80	Tin and articles thereof	60.185	271.108	1.466.387	5.416.184
81	Other base metal	110.178	514.225	1.995.967	8.787.303
82	Tools, implements, cutlery, spoon and forks, of base metal and parts t	407.789	2.638.196	2.938.965	23.697.654
83	Miscellaneous articles of base metal	1.254.956	9.581.717	6.007.896	56.144.435
84	Nuclear reactors, boilers, machinery and mechanical appliances	13.159.284	131.168.830	226.015.594	1.988.756.520
85	Electrical machinery and equipments	15.604.916	129.915.618	391.848.999	2.868.687.304
86	Railway and tramway locomotive, mechanical traffic, and all kinds	73.270	819.639	956.421	4.179.216
87	Vehicles other than railway/tramway, and parts and accessories thereof	3.409.299	24.030.423	31.585.212	224.522.000
88	Aircraft and its components	4.150	1.291.219	355.105	59.238.380
89	Ships, boat, and floating structures	266.470	7.941.875	2.090.617	20.022.625
90	Optical, photographic, cinematographic, measuring, checking, medical	985.056	8.986.605	33.102.394	269.415.637
91	Clocks and watches and parts thereof	78.351	241.358	4.605.239	11.524.113
92	Musical instruments	428.904	3.328.647	5.701.248	43.796.532
93	Arms and ammunition	4.116	29.834	19.568	221.571
94	Furnitures, bedding, mattress supports, cushions and stuffed furnishin	291.510	3.783.800	1.276.707	18.654.686
95	Toys, games and sports requisiters	22.734	268.792	616.729	5.666.373
96	Miscellaneous manufactured articles	441.205	3.958.265	6.065.323	53.397.287
97	Works of arts, collectors' piece and antiques	294	510	2.525	6.920
98	Vehicles in ckd and their components	1.563.271	9.371.714	16.006.026	104.231.135
TOTAL IMPOR		362.257.961	3.437.829.617	1.316.624.746	10.759.802.663

K2. IMPOR KAWASAN BERIKAT / BOUNDED ZONE IMPORT
MENURUT GOLONGAN BARANG SITC / BY SITC COMMODITY GROUP
**** AGUSTUS / AUGUST 2009 ****

SITC Uraian Golongan Barang Group Description	Berat Bersih / Net Weight (Kg)		Nilai CIF / CIF Value (US\$)	
	Bulan ini Current month	Kumulatif Cum. Jan to date	Bulan ini Current month	Kumulatif Cum. Jan to date
A. By Commodity 1 Digit SITC				
0 Food and Live Animals	5.868.983	680.538.139	3.613.452	252.589.399
1 Beverages and Tobacco	230.101	2.515.405	2.266.234	22.348.501
2 Crude Materials, Inedible	76.854.683	695.835.418	38.666.600	414.918.867
3 Mineral Fuels, Lubricants, etc.	9.593.808	70.017.385	6.608.800	44.149.673
4 Animal & Vegetable Oils/Fats	1.198.139	12.723.542	1.479.939	10.118.185
5 Chemicals	81.613.426	538.118.679	103.952.543	764.669.069
6 Manufactured Goods	146.525.299	1.078.604.546	398.346.124	3.293.434.754
7 Machinery and Transportation Equipments	34.140.606	304.909.751	667.702.280	5.250.651.674
8 Miscellaneous Manufactured Articles	6.229.764	54.504.473	92.538.370	695.262.649
9 Special Commodities and Transaction	3.152	62.279	1.450.404	11.659.892
B. By Commodity 2 Digit SITC				
01 Meat and meat preparations	17	150.233	370	302.942
02 Dairy product and eggs	6.393	27.594	35.730	168.318
03 Fish, crustaceans, molluscs and their preparations	64.503	6.797.491	335.418	11.139.133
04 Cereals and cereal preparations	49.987	875.648	133.155	1.400.046
05 Fruits and vegetables	10.709	844.847	19.668	1.543.446
06 Sugar, sugar preparations, and honey	5.614.201	670.481.192	2.661.938	235.471.799
07 Coffee, tea, cocoa, and spices	18.002	342.260	83.647	1.156.678
08 Feeding stuff for animals	5.819	589.573	9.729	335.359
09 Miscellaneous food preparations	99.352	429.301	333.797	1.071.678
11 Beverages	15.003	113.198	41.392	404.503
12 Tobacco and tobacco manufactured	215.098	2.402.207	2.224.842	21.943.998
21 Hides, skins and furskins	663	65.822	15.126	284.130
22 Oil seeds, nuts, and kernels	0	187.067.670	0	88.170.063
23 Crude rubber	3.620.057	37.046.929	6.370.995	56.335.086
24 Wood, lumber, and cork	2.651.159	14.635.370	1.678.386	11.006.931
25 Pulp and waste paper	19.973.741	92.247.600	10.705.318	56.162.210
26 Textile fibres and their waste	8.424.527	86.474.326	14.730.977	155.556.651
27 Crude fertilizers and crude minerals	38.015.158	234.361.147	3.315.553	36.383.535
28 Metalliferous ores and metal scraps	4.102.265	43.398.977	1.274.033	7.455.513
29 Crude animals and vegetable materials, nes	67.113	537.577	576.212	3.564.748
32 Coal, coke, and briquettes	75.017	214.203	53.672	191.980
33 Petroleum and petroleum products	9.518.356	69.790.739	6.551.948	43.898.414
34 Gas; natural and manufactured	435	12.443	3.180	59.279
41 Animal oils and fats	227	29.024	685	102.055
42 Fixed vegetable oils/fats	1.170.965	12.279.541	1.428.190	9.520.790
43 Animal vegetable oils/fats	26.947	414.977	51.064	495.340
51 Organic chemicals	10.337.409	104.579.558	12.196.563	105.775.705
52 Inorganic chemicals	22.041.925	112.649.708	9.142.946	69.828.199
53 Dyeing, tanning, and colouring materials	1.735.695	16.888.524	7.500.209	65.713.947
54 Medical and pharmaceutical products	29.982	861.591	1.377.576	10.257.900
55 Essential oils and perfumery materials	521.330	3.806.391	2.394.904	13.166.195
56 Manufactured fertilizers	5.128	32.446.159	6.758	8.574.417
57 Plastics in primary forms	26.179.108	191.326.507	43.604.658	302.034.665
58 Plastics in non-primary forms	1.766.236	14.253.043	11.688.177	83.757.877
59 Chemical materials and its products, nes	18.996.613	61.307.198	16.040.752	105.560.164
61 Leather, leather med, nes	1.388.337	12.898.938	7.446.703	94.862.703
62 Rubber manufactured, nes	427.672	5.197.531	5.157.175	45.582.430
63 Wood and cork manufactured	7.932.267	38.467.343	3.391.590	20.273.568
64 Paper, paperboard, and manufactured thereof	8.074.692	46.461.844	11.075.535	84.890.031
65 Textile yarns, fabrics, and their products	20.822.823	172.808.755	159.649.117	1.371.434.336
66 Non metallic minerals manufactured	14.103.821	67.395.357	4.631.445	41.298.696
67 Iron and steel	73.936.300	602.867.940	113.547.066	1.052.143.817
68 Non ferrous metals	10.212.669	56.239.642	51.039.435	255.190.057
69 Manufactured of metal, nes	9.626.718	76.267.196	42.408.058	327.759.116
71 Power generating machine and equipments	1.869.252	18.417.676	33.590.494	356.718.886
72 Machinery specialized for particular industry	4.653.888	34.848.107	83.634.284	580.448.359
73 Metalworking machinery	481.989	5.822.221	6.254.836	79.249.323
74 General industrial machinery and equipments	5.583.384	67.640.076	56.145.040	647.666.560
75 Office machinery and automatic data processing	1.557.969	13.326.430	56.756.099	457.471.866
76 Telecommunication and reproducers apparatus	5.242.116	34.549.642	97.233.431	742.406.461

**K2. IMPOR KAWASAN BERIKAT / BOUNDED ZONE IMPORT
MENURUT GOLONGAN BARANG SITC / BY SITC COMMODITY GROUP
** AGUSTUS / AUGUST 2009 ****

SITC Uraian Golongan Barang Group Description	Berat Bersih / Net Weight (Kg)		Nilai CIF / CIF Value (US\$)	
	Bulan ini Current month	Kumulatif Cum. Jan to date	Bulan ini Current month	Kumulatif Cum. Jan to date
77 Electrical machinery and apparatus	9.474.010	86.970.492	283.658.150	1.976.769.524
78 Road vehicles	5.007.243	33.821.216	47.980.454	329.248.030
79 Other transportation equipments	270.755	9.513.891	2.449.492	80.672.665
81 Sanitary, plumbing, and fittings	234.092	2.800.139	7.179.331	20.322.946
82 Furniture	165.484	1.384.599	619.910	6.119.539
83 Traveling goods	28.625	233.730	306.409	2.550.130
84 Clothing	771.877	6.524.670	7.401.397	64.893.059
85 Footwear	232.459	2.108.072	2.018.435	21.033.568
87 Professional, scientific, and contractor instruments	857.213	7.595.968	14.268.444	124.883.523
88 Photographic apparatus, equipments and optics	322.771	2.540.680	15.300.430	100.435.107
89 Miscellaneous manufactured articles	3.617.243	31.316.615	45.444.014	355.024.777
96 Coin, not being legal tender	0	66	0	1.790
97 Gold; non monetary	3.152	62.213	1.450.404	11.658.102

C. By Commodity 3 Dijit SITC

012 Other Meat, Other Edible Meat Offal, Fresh, Chilled Or Frozen	0	30.224	0	146.601
017 Meat And Edible Meat Offal, Prepared Or Preserved	17	120.009	370	156.341
022 Milk,Cream, And Milk Products Other Than Butter Or Cheese	0	6.235	0	33.207
024 Cheese And Curds	0	762	0	5.705
025 Eggs, Birds, And Egg Yolks; Fresh, Dried Or Otherwise Preserved	6.393	20.597	35.730	129.406
034 Fish, Fresh, Chilled Or Frozen	0	6.047.315	0	7.937.346
035 Fish, Dried Salted Or In Brine; Smoked Fish	69	42.436	860	447.273
036 Crustaceans, Molluscs, And Aquatic Invertebrates	32.970	622.840	177.858	2.055.611
037 Fish, Crustaceans, Molluscs, And Other Aquatic Invertebrates; Prepared	31.464	84.900	156.700	698.903
041 Wheat And Meslin, Unmilled	12.998	184.512	32.760	541.627
045 Cereals, Unmilled	164	187	1.553	1.806
046 Meal And Flour Of Wheat And Flour Of Meslin	0	346.194	0	113.006
047 Other Cereal Meals And Flours	8.432	31.029	47.031	102.131
048 Cereal Preparations And Preparations Of Flours/Starchs Of Fruit	28.393	313.726	51.811	641.476
054 Vegetables, Fresh, Chilled, Frozen Or Simply Preserved	57	311.783	954	332.386
056 Vegetables, Roots And Tubers, Prepared Or Preserved Nes	10.293	283.472	17.537	688.310
057 Fruit And Nut; Fresh Or Dried	58	228.626	698	488.870
058 Fruits, Preserved And Preparations	1	13.024	2	21.646
059 Fruit And Vegetable Juices	300	7.942	477	12.234
061 Sugar, Molasses, And Honey	5.614.197	670.472.893	2.659.850	235.446.976
062 Sugar Confectionery	4	8.299	2.088	24.823
071 Coffee And Coffee Substitutes	849	237.514	14.920	777.289
072 Cocoa	0	2.303	0	23.198
073 Chocolate And Other Food Preparations Containing Cocoa	142	6.504	343	114.565
074 Tea And Mate	0	25.368	0	23.827
075 Spices	17.011	70.571	68.384	217.799
081 Feeding Stuff For Animals	5.819	589.573	9.729	335.359
091 Margarine And Shortening	11.116	135.913	36.331	273.463
098 Edible Products And Preparations	88.236	293.388	297.466	798.215
111 Non-Alcoholic Beverages, Nes	5.281	38.992	3.065	26.443
112 Alcoholic Beverages	9.722	74.206	38.327	378.060
121 Tobacco, Unmanufactured And Refused	155.525	2.109.581	1.530.497	18.225.202
122 Tobacco, Manufactured	59.573	292.626	694.345	3.718.796
211 Hides And Skins, Raw	634	39.338	1.277	145.866
212 Furskins, Raw	29	26.484	13.849	138.264
222 Oil Seeds Use For Extraction Ofsoft Fixed Vegetable Oils	0	187.067.048	0	88.155.362
223 Oil Seeds Use For Extraction Of Other Fixed Vegetable Oils	0	622	0	14.701
231 Natural Rubber Latex;Natural Rubber And Similar Natural Gums	180.026	3.299.786	272.384	4.504.621
232 Synthetic Rubber Latex, Synthetic/Reclaimed Rubber	3.440.031	33.747.143	6.098.611	51.830.465
244 Cork,Natural.Raw And Waste	107	3.772	1.219	49.481
245 Fuel Wood And Wood Charcoal	1.110.722	1.158.526	333.312	480.791
246 Wood In Chips Or Particles And Waste	0	28.907	0	12.409
247 Wood In The Rough Or Roughly Squared	82.921	1.998.428	4.123	716.383
248 Wood,Simply Worked And Railway Sleeper Of Wood	1.457.409	11.445.737	1.339.732	9.747.867
251 Pulp And Waste Paper	19.973.741	92.247.600	10.705.318	56.162.210
261 Silk	3.454	317.761	27.620	2.326.543
263 Cotton	5.541.246	55.964.169	8.489.721	96.793.070
264 Jute And Other Textile Bast Fibres	8	3.833	3.223	59.195
265 Vegetable Textile Fibres,Raw Or Processed;Waste Of These Fibres	148	3.406	2.029	46.097

K2. IMPOR KAWASAN BERIKAT / BOUNDED ZONE IMPORT
MENURUT GOLONGAN BARANG SITC / BY SITC COMMODITY GROUP
**** AGUSTUS / AUGUST 2009 ****

SITC Uraian Golongan Barang Group Description	Berat Bersih / Net Weight (Kg)		Nilai CIF / CIF Value (US\$)	
	Bulan ini Current month	Kumulatif Cum. Jan to date	Bulan ini Current month	Kumulatif Cum. Jan to date
266 Synthetic Fibres Suitable For Spinning	1.452.575	15.447.374	2.628.292	22.475.084
267 Other Man-Made Fibres Suitable For Spinning And Waste	1.424.556	14.427.493	3.544.621	31.926.595
268 Wool And Other Animal Hair	2.510	288.170	35.138	1.797.592
269 Old Clothing And Other Old Textile Articles; Rags	30	22.120	333	132.475
272 Fertilizers, Crude	132.354	304.031	251.097	658.733
273 Stone, Sand And Gravel	16.232.712	87.714.346	994.119	4.688.412
274 Sulphur And Unroasted Iron Pyrites	9.057.300	81.644.765	493.817	21.490.511
277 Natural Abrasives	2.092.321	7.850.406	694.156	2.681.803
278 Other Crude Minerals	10.500.471	56.847.599	882.364	6.864.076
281 Iron Ore And Concentrates	0	30.267.349	0	2.405.656
282 Waste And Scrap Metal Of Iron/Steel	3.981.221	11.390.762	1.193.803	3.460.108
283 Copper Ores And Concentrates	317	4.920	2.845	29.626
284 Nickel Ores And Concentrates	739	2.848	2.060	9.086
285 Aluminium Ores And Concentrates	6	467.380	69	451.852
286 Ores And Concentrates Of Uraniumand Thorium	0	2	0	6
287 Ores And Concentrates Of Basemetals	14.850	128.751	11.583	147.430
288 Non-Ferrous Base Metal Waste And Scraps	105.132	1.136.881	63.673	941.457
289 Ores And Concentrates Of Precious Metals; Waste,Scraps	0	84	0	10.292
291 Crude Animal Materials	66.189	174.426	560.018	2.095.212
292 Crude Vegetable Materials	924	363.151	16.194	1.469.536
321 Coals, Pulverized Or Not	17	37.627	1.172	66.346
325 Coke And Semi Coke Of Coal/Lignite/Peat	75.000	176.576	52.500	125.634
334 Petroleum Products, Refined	9.425.123	68.750.127	6.393.668	42.049.727
335 Residual Petroleum Products, And Related Materials	93.233	1.040.612	158.280	1.848.687
342 Liquefied Propane And Butane	3	4.525	28	11.302
343 Natural Gas, Liquefied Or Not	0	256	0	11.338
344 Petroleum Gases And Other Gas	52	7.135	1.965	34.327
345 Coal Gas, Water Gas And Similar Gas	380	527	1.187	2.312
411 Animal Oils And Fats	227	29.024	685	102.055
421 Fixed Vegetable Fats And Oils Soft,Crude,Refined Or Fractioned	1.170.932	3.244.331	1.427.507	3.859.421
422 Fixed Vegetable Fats And Oils Solid,Crude,Refined Or Fractioned	33	9.035.210	683	5.661.369
431 Animal And Vegetable Oil; Fat Processed And Their Wax	26.947	414.977	51.064	495.340
511 Hydrocarbon And Their Halogenated, Nitrated Derivatives	224.616	6.348.734	544.488	7.934.960
512 Alcohols,Phenols,Phenol-Alcohols And Their Halogenated	7.137.027	73.396.702	5.952.837	51.473.493
513 Carboxylic Acids,And Their Anhydrides,Halides,Peroxides	986.877	9.046.779	1.548.441	11.153.689
514 Nitrogen-Function Compounds	935.675	8.110.450	2.108.232	17.572.776
515 Organo-Inorganic And Heterocyclic Compounds	675.769	4.901.989	1.091.178	10.024.910
516 Other Organic Chemicals	377.445	2.774.904	951.387	7.615.877
522 Inorganic Chemical Elements, Oxides And Halogen Salts	9.303.341	63.367.400	6.894.579	53.088.239
523 Metallicsalts And Peroxysalts	12.512.893	47.041.380	2.044.793	12.998.241
524 Other Inorganic Chemicals;Chemical Compound Of Precious Metals	225.691	2.237.442	203.574	3.707.115
525 Radioactive And Associated Materials	0	3.486	0	34.604
531 Synthetic Organic; Colouring Matter	134.247	2.780.549	559.428	13.482.774
532 Dyeing/Tanning Extracts And Synthetic Tanning Materials	43.216	517.410	282.059	1.480.848
533 Pigments, Paints, Varnishes, And Related Materials	1.558.232	13.590.565	6.658.722	50.750.325
541 Medicinal And Pharmaceutical Products	21.948	852.268	1.365.250	10.117.756
542 Medicaments, Including Veterinary Medicaments	8.034	9.323	12.326	140.144
551 Essential Oils, Perfumes, And Flavour Materials	24.606	99.744	631.045	2.106.929
553 Perfumery, Cosmetics, And Toilet Preparations	5.231	570.449	24.834	940.569
554 Soap,Cleansing And Polishing Preparations	491.493	3.136.198	1.739.025	10.118.697
562 Fertilizers, Manufactured	5.128	32.446.159	6.758	8.574.417
571 Polymers Of Ethylene In Primary Forms	8.143.588	56.618.247	10.170.560	65.581.378
572 Polimers Of Styrene In Primary Forms	5.091.259	37.368.160	8.386.481	59.371.278
573 Polimers Of Vinyl Chloride In Primary Forms	683.654	11.529.325	1.113.070	13.826.082
574 Poliacetals And Polycarbons In Primary Forms	2.177.162	15.423.685	6.548.550	44.695.951
575 Other Plastics In Primary Forms	10.083.271	70.002.265	17.385.372	118.232.340
579 Waste And Scrap Of Plastics	174	384.825	625	327.636
581 Tubes, Pipes, And Hoses Of Plastics	150.837	1.578.834	1.188.171	13.356.446
582 Plates, Sheets, And Film Of Plastics	1.598.627	12.578.419	10.304.106	69.411.087
583 Monofilament And Rod Of Plastics	16.772	95.790	195.900	990.344
591 Disinfectants, Insecticides, And Fungicides Put In Forms	61.235	480.281	312.464	2.129.757
592 Starches, Inulin, And Wheat Glutenal Buminoideal Substances; Glues	17.226.772	43.406.724	7.441.977	38.007.553
593 Explosive And Pyrotechnic Products	55.732	203.017	1.216.022	5.376.804
597 Additive For Mineral Oils	164.687	2.403.695	820.247	9.272.547
598 Miscellaneous Chemical Products	1.488.174	14.813.466	6.249.894	50.773.255

K2. IMPOR KAWASAN BERIKAT / BOUNDED ZONE IMPORT
MENURUT GOLONGAN BARANG SITC / BY SITC COMMODITY GROUP
**** AGUSTUS / AUGUST 2009 ****

SITC Uraian Golongan Barang Group Description	Berat Bersih / Net Weight (Kg)		Nilai CIF / CIF Value (US\$)	
	Bulan ini Current month	Kumulatif Cum. Jan to date	Bulan ini Current month	Kumulatif Cum. Jan to date
599 Residual products of chemical or allied industries, sewage	13	15	148	248
611 Leathers	1.356.387	12.728.591	7.098.420	93.113.830
612 Manufactures And Composition Leathers	31.950	170.226	348.283	1.732.376
613 Furskins, Tanned Or Dressed	0	121	0	16.497
621 Materials Of Rubber	130.557	1.930.928	1.137.635	11.422.967
625 Rubber Tyre,Tyre Cases,Tyre Treads,Inner Tubes, And Tyre Flaps	57.035	1.033.009	249.707	8.011.724
629 Articles Of Rubbers	240.080	2.233.594	3.769.833	26.147.739
633 Cork Manufactures	5.439	11.912	22.231	131.095
634 Veneers,Plywood,Improved/Reconstituted Wood Worked	7.370.578	36.202.386	2.579.405	14.777.280
635 Wood Manufactures	556.250	2.253.045	789.954	5.365.193
641 Papers And Paperboards	6.553.549	31.957.844	6.280.773	40.120.935
642 Paper And Paperboard Cut To Size/Shape And Article Of Papers	1.521.143	14.504.000	4.794.762	44.769.096
651 Textile Yarns	2.093.375	18.950.467	10.673.208	98.140.352
652 Cotton Fabrics, Woven	5.775.320	45.320.565	45.185.206	361.520.764
653 Fabrics, Woven, Of Man-Made Fibres	4.665.190	33.878.731	33.602.415	280.389.406
654 Textile Fabrics, Woven, Other Than Of Cotton Or Man-Made Fibres	357.796	3.167.123	6.536.424	42.341.976
655 Knitted Or Crocheted Fabrics	5.403.535	48.009.014	39.397.523	367.375.681
656 Tulle,Lace,Embroidery,Ribbons,Trimmings And Other Small Wares	939.530	7.539.954	11.684.317	97.209.306
657 Special Yarns,Textile Fabrics	1.411.768	14.710.217	11.511.681	116.225.128
658 Made-Up Articles, Wholly/Chiefly Of Textile Materials	119.715	870.664	650.514	5.097.212
659 Floor Coverings	56.594	362.020	407.829	3.134.511
661 Lime,Cement And Fabricated Construction Materials	12.176.878	54.169.669	504.437	4.832.732
662 Clay And Refractory Construction Materials	933.463	4.582.049	450.894	6.051.843
663 Mineral Manufactures	324.904	3.939.489	1.209.064	14.620.243
664 Glass	649.090	4.341.271	2.007.919	13.611.228
665 Glassware	19.340	320.388	438.497	1.954.335
666 Pottery	142	40.074	204	128.718
667 Pearl, Precious And Semi Precious Stones	4	2.417	20.430	99.597
671 Pig Iron,Spiegeleisen,Sponge Iron, And Ferro-Alloys	481.690	4.293.106	885.926	7.550.489
672 Ingots And Other Iron/Steel In Primary Forms	1.841.161	9.162.275	2.865.490	20.071.708
673 Flat Rolled Products, Not Clad	19.687.919	106.756.223	12.260.605	79.979.536
674 Flat Rolled Products, Clad Or Plated	2.452.999	28.476.651	3.707.384	42.304.080
675 Flat Rolled Products And Alloy Steels	11.729.047	122.221.880	11.440.132	186.923.109
676 Iron/Steel Bars, Rods, Angels, Shaped And Sections	15.333.556	79.499.603	12.347.607	123.474.534
677 Rail/Railway And Tractor Construction Of Iron/Steel Materials	42.253	4.673.336	111.750	8.109.983
678 Wire Of Iron/Steel	1.252.101	6.765.277	2.153.601	14.401.997
679 Tubes, Pipes, Hollow Profile, Pipe Fitting Of Iron/Steel	21.115.574	241.019.589	67.774.571	569.328.381
681 Silver, Platinum, And Other Metal Of The Platinum Groups	851	7.702	435.490	7.893.435
682 Copper	6.556.560	34.084.568	33.875.604	160.957.673
683 Nickel	14.781	212.480	885.713	3.612.384
684 Aluminium	3.186.081	16.661.894	11.866.422	62.828.999
685 Lead	47.695	766.270	678.580	2.735.236
686 Zinc	342.990	4.229.796	714.949	8.645.721
687 Tin	59.790	245.692	1.455.700	5.119.279
689 Miscellaneous Non-Ferrous Basemetals Employed In Metallurgy	3.921	31.240	1.126.977	3.397.330
691 Structures And Parts Of Iron/Steel Or Aluminium	3.344.559	28.964.469	6.328.005	90.445.869
692 Metal Containers For Storage And Transportations	945.367	7.180.324	4.074.310	20.897.642
693 Wire Products And Fencing Grills	1.304.519	8.940.399	7.292.845	31.612.211
694 Nails, Screws, Nuts, Bolts, Rivets Of Iron/Steel Or Copper	897.600	6.605.206	5.292.348	43.888.002
695 Tools For Used In The Hand Or In Machines	221.860	2.373.747	2.684.083	22.511.944
696 Cutlery	16.092	93.541	69.396	969.512
697 Household Equipment Of Base Metals	210.699	1.046.522	400.420	3.637.762
699 Manufactures Of Base Metals	2.686.022	21.062.988	16.266.651	113.796.174
711 Steam And Other Vapour Generating Boilers And Parts	160.763	1.187.517	520.702	7.769.840
712 Steam Or Other Generating Boilers And Parts	22	377.135	14.573	13.179.336
713 Internal Combustion Piston Engines And Parts	905.263	7.364.879	22.364.088	104.413.850
714 Engines And Motors, Non-Electric And Parts	2.230	715.094	1.738.131	99.627.356
716 Rotating Electric Plants And Parts	695.345	6.923.792	7.607.585	107.871.258
718 Other Power Generating Machines And Parts	105.629	1.849.259	1.345.415	23.857.246
721 Agricultural Machinery And Parts	330	156.251	5.975	1.153.871
722 Tractors	2.777	14.715	13.182	63.987
723 Civil Engineering And Contractor Plants And Equipments/Parts	2.538.487	17.109.472	24.760.404	155.034.094
724 Textile/Leather Machinery And Parts	434.322	4.510.419	5.485.057	46.055.362
725 Papermill/Pulpmill Machinery And Paper Cutting Machines	58.674	537.671	1.271.282	11.089.657
726 Printing/Book Binding Machinery And Parts	790.493	3.922.213	39.995.471	232.010.682

**K2. IMPOR KAWASAN BERIKAT / BOUNDED ZONE IMPORT
MENURUT GOLONGAN BARANG SITC / BY SITC COMMODITY GROUP
** AGUSTUS / AUGUST 2009 ****

SITC Uraian Golongan Barang Group Description	Berat Bersih / Net Weight (Kg)		Nilai CIF / CIF Value (US\$)	
	Bulan ini Current month	Kumulatif Cum. Jan to date	Bulan ini Current month	Kumulatif Cum. Jan to date
727 Food Processing Machines And Parts	104.427	1.929.269	1.566.158	27.544.126
728 Other Machines And Equipment Specialized For Particular Industry	724.378	6.668.097	10.536.755	107.496.580
731 Machine Tools By Removing Metal	203.259	1.621.598	2.012.259	19.618.957
733 Machine Tool For Working Metals	38.250	1.362.069	688.763	17.750.523
735 Parts Of Machine Tools	91.065	661.511	844.682	14.110.185
737 Metalworking Machinery And Parts	149.415	2.177.043	2.709.132	27.769.658
741 Heating And Cooling Equipments And Parts	1.087.526	7.968.843	6.023.755	77.496.615
742 Pumps For Liquid And Parts	290.472	4.714.762	6.610.022	46.673.450
743 Pumps, Compressors, Fans, Blowers, Centrifuges, And Parts	1.021.432	13.146.054	8.254.012	93.943.913
744 Mechanical Handling Equipments And Parts	1.501.279	21.915.051	13.774.202	158.099.046
745 Other Non-Electical Machinery, Tools, And Mechanical Apparatus	210.112	2.594.486	2.898.506	38.799.974
746 Ball Or Roller Bearings	63.563	1.312.104	992.920	14.835.440
747 Taps, Cocks, And Valves For Pipes	677.276	7.017.022	7.096.002	91.965.379
748 Transmission Shafts And Cranks	478.592	4.937.367	6.151.248	67.672.772
749 Non-Electric Parts And Accessories Of Machineries	253.132	4.034.387	4.344.373	58.179.971
751 Office Machines	611.689	3.953.556	13.606.170	93.237.036
752 Automatic Data Processing Machines And Their Units	430.810	4.665.538	9.273.184	107.868.453
759 Parts And Accessories For Machine Of Heading 751 Or 752	515.470	4.707.336	33.876.745	256.366.377
761 Television Receivers	1.958.823	10.140.341	1.391.773	16.782.273
762 Radio Broadcast Receivers	0	64.905	0	1.046.053
763 Sound Recorders Or Reproducers	13.535	626.273	429.450	24.551.789
764 Telecommunication Equipments And Parts	3.269.758	23.718.123	95.412.208	700.026.346
771 Electric Power Machinery And Parts	677.282	4.518.192	6.929.027	80.783.740
772 Electrical Apparatus For Making And Breaking Electrical Circuits	2.196.720	17.498.723	74.976.369	536.508.230
773 Equipment For Distributing Electricity	1.814.225	27.160.156	16.833.238	127.265.151
774 Electrical Apparatus For Medical Purposes And Radiological Apparatus	692	64.791	20.505	2.173.279
775 Household Type, Electrical/Non-Electrical Equipments	1.073.039	7.724.733	5.053.992	40.586.022
776 Thermionic, Cold Cathode, And Photo Cathode Valves/Tubes	1.546.337	13.466.241	120.854.746	771.027.887
778 Electrical Machinery And Apparatus	2.165.715	16.537.656	58.990.273	418.425.215
781 Passengger Motor Cars	1.275.183	8.021.452	12.841.819	84.599.238
782 Motor Vehicle For The Transportation Of Goods	207.373	2.930.317	1.885.711	33.154.184
783 Road Motor Vehicles	286	23.486	2.689	41.939
784 Parts And Accessories Of The Motor Vehicles	1.903.442	13.214.423	21.616.110	148.920.560
785 Motorcycles, Scooters, And Other Cycles Motorized/Non Motorized	1.517.851	7.344.264	10.359.458	56.360.003
786 Trailers And Other Vehicles, Not Motorized	103.108	2.287.274	1.274.667	6.172.106
791 Railway Vehicles And Associated Equipments	135	282.563	3.770	1.430.241
792 Aircraft And Associated Equipments And Parts	4.150	1.289.453	355.105	59.219.799
793 Ships, Boats, And Floating Structures	266.470	7.941.875	2.090.617	20.022.625
811 Prefabricated Buildings	23.931	1.747.160	154.082	9.602.341
812 Sanitary, Plumbing, Heating, And Lighting Fixtures/Fittings	110.024	379.658	6.522.876	7.671.715
813 Lighting Fixtures And Fittings	100.137	673.321	502.373	3.048.890
821 Furnitures And Parts	165.484	1.384.599	619.910	6.119.539
831 Travel Goods	28.625	233.730	306.409	2.550.130
841 Men'S Coats/Jackets, Not Knitted	3.609	189.504	32.000	411.231
842 Women'S Coats/Jacket, Not Knitted	2.212	81.862	23.786	878.219
843 Men'S Coats/Jackets, Knitted	11.572	47.339	68.005	514.358
844 Women'S Coats/Jackets, Knitted	1.597	9.866	21.558	146.993
845 Articles Of Apparel	428.275	3.137.660	3.845.828	25.158.210
846 Clothing Accessories Of Textiles Fabrics	158.749	1.358.531	2.045.174	17.925.368
848 Articles Of Apparel And Clothing Accessories Of Other Than Textile Fab	165.863	1.699.908	1.365.046	19.858.680
851 Footwears	232.459	2.108.072	2.018.435	21.033.568
871 Optical Instrument And Apparatus	8.302	120.749	516.805	5.224.755
872 Medical Instruments And Appliances	189.392	2.059.391	1.857.604	18.549.075
873 Meters And Counters	190.268	2.087.811	2.892.050	25.758.549
874 Measuring, Checking, Analysing, And Controlling Instrument And Apparatus	469.251	3.328.017	9.001.985	75.351.144
881 Photographic Apparatus And Equipments	6.340	225.181	1.426.927	19.692.805
882 Photographic And Cinematographic Supplies	155.878	1.057.220	146.769	1.099.430
883 Cinematograph Film, Exposed And Developed	124	601	1.943	17.859
884 Optical Goods	82.078	1.016.320	9.119.552	68.100.900
885 Watches And Clocks	78.351	241.358	4.605.239	11.524.113
891 Arms And Ammunitions	4.116	29.891	19.568	235.215
892 Printed Matter	647.693	3.871.877	7.261.043	48.888.252
893 Article Of Plastics	1.934.440	18.524.593	14.925.886	105.116.133
894 Baby Carriages, Toys, Games, And Sporting Goods	22.734	268.989	616.729	5.671.554
895 Office And Stationery Supplies	97.546	1.360.391	874.702	12.767.540

K2. IMPOR KAWASAN BERIKAT / BOUNDED ZONE IMPORT
MENURUT GOLONGAN BARANG SITC / BY SITC COMMODITY GROUP
**** AGUSTUS / AUGUST 2009 ****

SITC Uraian Golongan Barang <i>Group Description</i>	Berat Bersih / <i>Net Weight (Kg)</i>		Nilai CIF / <i>CIF Value (US\$)</i>	
	Bulan ini <i>Current month</i>	Kumulatif <i>Cum. Jan to date</i>	Bulan ini <i>Current month</i>	Kumulatif <i>Cum. Jan to date</i>
896 Works Of Art, Collectors Pieces And Antiques	294	510	2.525	6.920
897 Jewellery, Goldsmith, Silversmith Wares, And Other Articles	2.322	95.398	434.798	7.289.880
898 Musical Instrument And Parts/Accessories	474.363	3.576.141	7.390.173	69.449.159
899 Other Miscellaneous Manufactured Articles	433.735	3.588.825	13.918.590	105.600.124
961 Coin Not Being Legal Tender	0	66	0	1.790
971 Gold, Non-Monetary	3.152	62.213	1.450.404	11.658.102
TOTAL IMPOR	362.257.961	3.437.829.617	1.316.624.746	10.759.802.663

<http://www.bps.go.id>

**K3. IMPOR KAWASAN BERIKAT / BOUNDED ZONE IMPORT
MENURUT NEGARA ASAL / BY COUNTRY OF ORIGIN
** AGUSTUS / AUGUST 2009 ****

Kode Code	Negara Asal Country of Origin	Berat Bersih / Net Weight (Kg)		Nilai CIF / CIF Value (US\$)	
		Bulan ini Current month	Kumulatif Cum. Jan to date	Bulan ini Current month	Kumulatif Cum. Jan to date
111	JP JAPAN	25.627.704	292.154.622	199.442.634	1.700.630.158
112	HK HONG KONG	7.807.691	56.590.113	114.192.122	802.668.483
113	KP KOREA, DEM. PEOPLE'S REP.	15	12.819	4.946	172.622
114	KR KOREA, REPUBLIC OF	24.350.374	186.208.811	99.207.833	904.653.957
115	TW TAIWAN	17.065.579	99.656.304	50.560.716	440.295.631
116	CN CHINA	54.369.760	341.475.112	146.689.849	1.194.335.699
117	MN MONGOLIA	0	1.737	0	35.608
118	MO MACAU	81.809	768.857	419.622	3.238.169
120	PG PAPUA NEW GUINEA	4	8.964	215	66.428
121	TH THAILAND	41.652.350	455.057.643	45.484.545	432.945.705
122	SG SINGAPORE	67.486.909	617.442.101	420.375.247	3.050.672.113
123	PH PHILIPPINES	3.356.984	29.721.719	18.290.343	118.013.189
124	MY MALAYSIA	38.285.295	251.686.654	43.437.355	386.029.101
125	MM MYANMAR	99	708.393	369	2.897.173
126	KH CAMBODIA	185	110.245	1.824	613.833
127	BN BRUNEI DARUSSALAM	527	61.392	1.261	264.842
128	LA LAO PEOPLE'S DEM. REP.	0	11.190	0	65.669
130	BT BHUTAN	23	3.863	687	181.818
131	VN VIET NAM	950.573	10.633.183	7.156.309	75.529.057
133	IN INDIA	3.873.878	27.856.704	6.399.971	70.570.313
134	PK PAKISTAN	512.324	4.218.766	1.697.694	14.166.970
135	BD BANGLADESH	1.479	1.401.527	9.470	6.044.416
136	LK SRI LANKA	88.952	591.435	763.321	4.024.042
137	AF AFGHANISTAN	0	3	0	62
138	ID INDONESIA	0	32.846	0	209.874
142	IR IRAN (ISLAMIC REPUBLIC OF)	232.716	2.677.055	223.407	1.601.066
143	SA SAUDI ARABIA	5.984.504	47.594.906	5.452.025	43.522.714
144	IL ISRAEL	19	6.211	112.474	1.448.814
145	KW KUWAIT	2.118.750	24.993.163	1.722.410	16.381.496
146	JO JORDAN	0	32.253	0	212.625
148	LB LEBANON	0	19.033	0	57.048
151	YE YEMEN	0	70.997	0	352.597
152	OM OMAN	0	17.575	0	252.780
153	SY SYRIA ARAB REPUBLIC	0	1.620	0	40.549
154	TR TURKEY	279.144	1.479.235	764.819	4.121.112
155	AE UNITED ARAB EMIRATES	10.628.719	22.591.719	2.182.777	12.132.044
156	QA QATAR	229.500	997.746	126.225	685.252
157	BH BAHRAIN	73.113	327.207	120.920	617.782
211	EG EGYPT	2.455	10.361.624	20.151	2.665.374
213	MA MOROCCO	0	13.584	0	150.872
214	TN TUNISIA	5	41.327	187	48.719
216	SD SUDAN	0	17.908	0	38.099
217	ER ERITREA	0	92	0	5.013
219	NA NAMIBIA	370	516	4.094	4.986
221	ET ETHIOPIA	262	1.396	14.000	107.732
222	TZ TANZANIA, UNITED REP. OF	12	674.199	3.743	1.051.484
223	MG MADAGASCAR	0	385	0	6.302
225	KE KENYA	49.500	1.207.726	39.105	1.004.916
226	RE REUNION	11.373	11.373	31.174	31.174
227	MZ MOZAMBIQUE	0	3.944	0	57.158
230	TG TOGO	99.850	537.186	122.722	759.452
231	GH GHANA	0	130	0	10.813
232	LR LIBERIA	0	1.378	0	20.705
235	CG CONGO	0	5.986	0	21.624
236	CM CAMEROON	70.907	175.630	93.793	256.413
237	NG NIGERIA	0	32	0	40
239	GA GABON	17.493	105.643	47.882	256.017
240	CI COTE D'IVOIRE	681.569	1.340.242	840.470	1.689.655
241	SN SENEGAL	0	2.139	0	1.680
242	MR MAURITANIA	0	2.430	0	20.875
243	ML MALI	0	42	0	2.247
244	BJ BENIN	155.488	415.054	196.672	491.372

**K3. IMPOR KAWASAN BERIKAT / BOUNDED ZONE IMPORT
MENURUT NEGARA ASAL / BY COUNTRY OF ORIGIN
** AGUSTUS / AUGUST 2009 ****

Kode Code	Negara Asal Country of Origin	Berat Bersih / Net Weight (Kg)		Nilai CIF / CIF Value (US\$)	
		Bulan ini Current month	Kumulatif Cum. Jan to date	Bulan ini Current month	Kumulatif Cum. Jan to date
245 BF	BURKINA FASO	0	204.391	0	342.679
248 VI	U.S. VIRGIN ISLANDS	0	395	0	4.915
249 SC	SEYCHELLES	61	61	249.765	249.765
251 UG	UGANDA	0	44.691	0	55.468
252 CF	CENTRAL AFRICAN REPUBLIC	22.160	38.236	140.227	192.100
253 NE	NIGER	9.180	9.180	11.795	11.795
255 DJ	DJIBOUTI	0	5.175	0	141.527
256 SH	SAINT HELENA	1	47.159	14	106.272
260 SZ	SWAZILAND	14	7.778	4.926	420.004
261 ZA	SOUTH AFRICA	7.157.064	25.039.262	6.962.997	27.934.847
262 ZW	ZIMBABWE	0	197.845	0	251.698
267 MU	MAURITIUS	773.923	6.157.401	996.405	6.900.213
269 ZR	ZAIRE	0	53	0	40
298 VG	VIRGIN ISLANDS (BRITISH)	3	7.731.117	61	473.339
311 AU	AUSTRALIA	5.891.581	149.931.688	20.610.510	151.900.794
312 NZ	NEW ZEALAND	2.394.011	14.623.636	1.070.467	8.408.874
322 NC	NEW CALEDONIA	0	500	0	6.024
329 ON	OTH.OCEANIA	0	73	0	2.093
331 AS	AMERICAN SAMOA	224.631	1.058.118	169.153	1.074.043
332 CK	COOK ISLANDS	1.456	95.789	119.798	1.986.870
333 FJ	FIJI	1.348	2.753	52.377	64.611
336 WS	SAMOA	120	43.299	2.313	187.590
339 TV	TUVALU	0	221	0	4.160
342 CC	COCOS (KEELING) ISLANDS	0	10.000	0	8.040
343 TK	TOKELAU	17.470	17.588	36.576	37.169
411 US	UNITED STATES	6.382.300	269.222.972	35.430.606	410.872.181
412 CA	CANADA	319.843	2.248.550	683.394	10.203.098
421 MX	MEXICO	116.784	630.734	448.685	3.218.681
422 GT	GUATEMALA	0	85.624.292	0	30.029.825
423 HN	HONDURAS	0	1.537	0	22.027
424 NI	NICARAGUA	0	160	0	11.000
425 PA	PANAMA	0	91.795	0	315.344
427 CB	CURACAO	0	481	0	16.325
428 SR	SURINAME	0	10	0	3.242
431 CL	CHILE	8.344.907	27.932.070	4.396.508	15.611.582
432 VE	VENEZUELA	0	60	0	4.518
433 AR	ARGENTINA	170.940	13.315.589	831.715	16.499.878
434 BR	BRAZIL	2.207.890	124.985.774	1.801.079	70.733.975
435 CO	COLOMBIA	11.515	815.615	52.769	435.184
436 BO	BOLIVIA	0	493	0	826.523
437 UY	URUGUAY	0	403.602	0	78.659
438 PY	PARAGUAY	237.812	807.782	210.910	1.134.886
441 EC	ECUADOR	0	45	0	6.623
442 PE	PERU	0	20.054.889	0	6.852.979
444 TT	TRINIDAD AND TOBAGO	0	101	0	13.755
446 JM	JAMAICA	0	24.865	0	92.389
447 PR	PUERTO RICO	676	10.415	9.417	2.445.008
449 DO	DOMINICAN REPUBLIC	0	44.057	0	146.925
450 SV	EL SALVADOR	1	19.667.401	180	7.347.709
451 CR	COSTA RICA	0	28.585	0	432.317
453 BB	BARBADOS	0	18.980	0	4.005
454 AG	ANTIGUA AND BARBUDA	1.341	11.926	17.796	437.328
458 CV	CAPE VERDE	0	14.932	0	45.355
459 KY	CAYMAN ISLANDS	0	471	0	92.522
460 DM	DOMINICA	0	244	0	2.830
462 GF	FRENCH GUIANA	0	13.000	0	46
467 AN	NETHERLANDS ANTILLES	525	2.312	7.308	21.146
469 LC	SAINT LUCIA	2.220	4.701	19.533	35.457
470 SM	SAN MARINO	0	793	0	5.808
511 GB	UNITED KINGDOM	1.082.193	8.668.799	4.441.107	38.159.921
512 NL	NETHERLANDS	1.386.890	10.280.101	3.768.551	75.381.560
513 FR	FRANCE	263.610	8.266.762	7.646.377	79.573.723

**K3. IMPOR KAWASAN BERIKAT / BOUNDED ZONE IMPORT
MENURUT NEGARA ASAL / BY COUNTRY OF ORIGIN
** AGUSTUS / AUGUST 2009 ****

Kode Code	Negara Asal Country of Origin	Berat Bersih / Net Weight (Kg)		Nilai CIF / CIF Value (US\$)	
		Bulan ini Current month	Kumulatif Cum. Jan to date	Bulan ini Current month	Kumulatif Cum. Jan to date
514 DE	GERMANY, FED. REP. OF	3.745.885	31.314.175	21.684.612	191.046.141
515 AT	AUSTRIA	242.480	2.153.271	9.755.697	59.907.748
516 BE	BELGIUM	827.685	7.985.646	2.683.230	37.001.467
517 CH	SWITZERLAND	54.865	1.271.577	1.657.813	9.959.779
518 LU	LUXEMBOURG	475.520	1.439.566	126.023	2.229.922
521 DK	DENMARK	67.412	408.590	330.661	5.373.179
522 NO	NORWAY	33.759	21.310.631	962.522	28.072.160
523 SE	SWEDEN	1.695.818	7.094.841	1.686.669	11.295.570
524 FI	FINLAND	253.372	5.347.834	6.407.139	19.485.211
525 IE	IRELAND	94	59.619	5.686	335.193
526 IT	ITALY	924.746	7.698.570	5.286.168	47.334.865
527 ES	SPAIN	35.445	723.464	250.667	9.186.454
528 PT	PORTUGAL	1.027	434.478	44.863	836.864
529 IS	ICELAND	0	594	0	1.067
530 MS	MONTERRAT	0	9.940	0	1.257.843
531 GR	GREECE	164.283	2.577.637	293.142	4.915.317
532 VA	VATICAN CITY STATE	0	9.434	0	16.662
533 AD	ANDORRA	3	47.338	31	230.520
534 LI	LIECHTENSTEIN	1	4	633	2.391
540 CD	DEMOCRATIC REP. OF THE CONGO	0	97.357	0	237.651
542 HU	HUNGARY	29.556	225.459	364.678	2.228.921
543 PL	POLAND	76.421	944.042	519.897	4.399.569
544 RO	ROMANIA	41.354	1.984.700	526.097	6.361.236
545 BG	BULGARIA	8.353	434.429	62.677	1.031.330
547 YU	SERBIA	0	102	0	145
548 AL	ALBANIA	0	8.260	0	35.214
549 AM	ARMENIA	0	7	0	212
552 KZ	KAZAKHSTAN	539	539	1.500	1.500
553 KG	KYRGYZSTAN	582	18.718	4.878	41.591
555 TJ	TAJIKISTAN	1	1	2.738	2.738
557 UA	UKRAINE	10.055.547	44.603.443	5.528.554	24.636.472
560 LV	LATVIA	21.600	65.780	125.280	266.011
561 EE	ESTONIA	0	24.300	0	48.375
562 GE	GEORGIA	0	4	0	4.130
563 HR	CROATIA	1.907	8.333	19.306	118.651
565 MT	MALTA	9.710	33.746	74.184	131.962
566 SK	SLOVAKIA	22.677	81.134	148.086	2.082.750
567 SI	SLOVENIA	1	126.039	3	1.997.990

K4. IMPOR KAWASAN BERIKAT / BOUNDED ZONE IMPORT
MENURUT PROPINSI DAN PELABUHAN IMPOR / BY PROVINCE AND PORT OF IMPORTATION
**** AGUSTUS / AUGUST 2009 ****

Kode Code	Propinsi / Pelabuhan Impor Province / Port of Impotation	Berat Bersih / Net Weight (Kg)		Nilai CIF / CIF Value (US\$)	
		Bulan ini Current month	Kumulatif Cum. Jan to date	Bulan ini Current month	Kumulatif Cum. Jan to date
SUMATERA UTARA		5 346 376	51 051 197	9 083 082	100 794 648
144 IDBLW	BELAWAN	5.343.271	51.006.300	9.003.690	100.102.286
166 IDMES	MEDAN / POLONIA (U)	3.105	31.995	79.392	663.965
167 IDMDN	MEDAN (PTT)	0	2	0	2.797
170 IDKTJ	KUALA TANJUNG	0	12.900	0	25.600
RIAU		48 032 845	274 113 759	11 575 286	133 433 796
225 IDDUM	DUMAI	0	42.929.963	0	44.940.354
228 IDBLS	BENGKALIS	0	173.072	0	72.041
235 IDSUQ	SUNGAI GUNTUNG	60.390	4.428.631	383.794	10.250.722
242 IDTEM	TEMBILAHAN	0	2.207.592	0	4.071.809
243 IDKEN	KUALA ENOK	0	37.113	0	72.987
261 IDPKU	SIMPANG TIGA (U)	74	358	3.343	87.148
277 IDBUN	BUATAN	47.972.381	224.337.030	11.188.149	73.938.735
KEPULAUAN RIAU		130 361 020	1 011 638 091	576 952 767	4 272 493 417
251 IDTPN	TANJUNG PINANG	0	81.295	0	3.209.175
258 IDBTU	BATU AMPAR	74.800.486	585.155.151	309.419.272	2.344.694.117
262 IDTNJ	KIJANG (U)	0	22.577	0	6.815.747
265 IDSKP	SEKUPANG	14.700.048	129.088.460	162.930.295	1.177.586.969
267 IDKAB	KABIL/PANAU	40.790.564	296.642.542	72.362.229	544.623.823
271 IDBTH	HANG NADIM (U)	69.922	648.066	32.240.971	195.563.586
JAMBI		0	2.220.416	0	2.064.685
291 IDKTK	KUALA TUNGKAL	0	2.220.416	0	2.064.685
DKI JAKARTA		128 578 704	1 026 708 073	626 056 330	5 238 120 773
431 IDTPP	TANJUNG PRIOK	116.097.286	922.932.194	464.820.056	3.986.837.192
432 IDKLB	KALIBARU	10.359.200	85.631.960	1.404.414	25.502.645
433 IDJKT	JAKARTA / PASAR IKAN	0	773	0	46.913
434 IDCGK	SOEKARNO-HATTA (U)	2.120.780	18.118.635	159.774.498	1.224.954.557
435 IDPSB	JKT./ POS PASAR BARU	49	72	6.129	7.029
436 IDHLP	HALIM PERDANA KUSUMA (U)	1.389	24.439	51.233	772.437
BANTEN		0	630.458.072	0	265.203.283
461 IDMRK	MERAK	0	95.090.800	0	53.489.074
473 IDCGD	CIGADING	0	535.367.272	0	211.714.209
JAWA BARAT		101	1 178	1 379	35 452
463 IDCBN	CIREBON/PENGGUNG (U)	0	56	0	1.917
466 IDBDO	HUSEIN SASTRANEGARA	1	293	168	694
468 IDBND	GEDE BAGE-BANDUNG (PTT)	100	795	1.211	23.863
470 IDCRB	CIREBON (PTT)	0	34	0	8.978
JAWA TENGAH		15 900 501	95 465 141	41 432 559	280 309 206
494 IDTES	TANJUNG EMAS	15.890.602	83.377.643	41.323.376	275.386.464
495 IDCXP	CILACAP	0	12.000.000	0	3.647.998
496 IDSRG	ACHMAD YANI (U)	7.490	55.033	67.818	679.875
497 IDSMR	SEMARANG (PTT)	1.152	25.962	24.848	339.022
498 IDSOC	JEBRES/ADI SUMARMO	1.257	6.503	16.517	255.847
DI YOGYAKARTA		169	28.585	4.281	86.570
531 IDJOG	ADI SUCIPTO (U)	152	4.385	3.799	75.726
532 IDJOK	YOGYAKARTA (PTT)	17	24.200	482	10.844
JAWA TIMUR		33 083 701	328 634 049	48 567 944	387 662 796
563 IDTPE	TANJUNG PERAK	32.987.011	322.903.409	44.452.048	349.578.957
564 IDPAZ	PASURUAN	0	395.097	0	1.197.955
565 IDPRO	PROBOLINGGO	0	160.156	0	1.345.636
567 IDBJU	BANYUWANGI	0	3.840.000	0	4.957.550
587 IDSUB	JUANDA (U)-SURABAYA	87.855	431.715	4.078.931	26.667.920
588 IDSUR	SURABAYA (PTT)	8.835	870.369	36.965	3.652.934

K4. IMPOR KAWASAN BERIKAT / BOUNDED ZONE IMPORT
MENURUT PROPINSI DAN PELABUHAN IMPOR / BY PROVINCE AND PORT OF IMPORTATION
**** AGUSTUS / AUGUST 2009 ****

Kode Code	Propinsi / Pelabuhan Impor Province / Port of Impotation	Berat Bersih / Net Weight (Kg)		Nilai CIF / CIF Value (US\$)	
		Bulan ini Current month	Kumulatif Cum. Jan to date	Bulan ini Current month	Kumulatif Cum. Jan to date
592	IDRAM RAMBIPUJI-JEMBER	0	33.303	0	261.844
	BALI	46.541	428.007	1.217.273	19.226.801
613	IDBOA BENOA/LOLOAN	13.971	203.920	2.573	4.295.681
620	IDDPS NGURAH RAI (U)	32.570	224.087	1.214.700	14.931.120
	KALIMANTAN TIMUR	0	16.175.046	0	58.637.391
803	IDBPP BALIKPAPAN	0	48.692	0	724.482
805	IDSRD SAMARINDA	0	56	0	322
813	IDTSG TANJUNG SANGATA	0	16.126.298	0	57.912.587
	SULAWESI UTARA	908.003	908.003	1.733.845	1.733.845
835	IDBIT BITUNG	887.388	887.388	1.656.651	1.656.651
843	IDMDC SAM RATULANGI (U)	20.615	20.615	77.194	77.194
	TOTAL IMPOR	362.257.961	3.437.829.617	1.316.624.746	10.759.802.663

<http://www.bps.go.id>